



**AMERICAN HOCKEY LEAGUE**

**GUIDE & RECORD BOOK**

**2022-23**

**AHLTV**

**WATCH EVERY GAME LIVE**

**AHLTV.COM**



# 2022-23 AMERICAN HOCKEY LEAGUE OFFICIAL GUIDE & RECORD BOOK

Distributed by:

**AMERICAN HOCKEY LEAGUE**

One Monarch Place, Suite 2400 • Springfield, MA 01144 • (413) 781-2030  
[theahl.com](http://theahl.com)

   @theahl

## **Guide & Record Book Editor**

Jason Chaimovitch, AHL Vice President of Communications

## **2021-22 Team Photographer Credits**

Abbotsford Canucks (ABB); Mark Nessia (BAK); Freestyle Photography (BEL); Kristen Janes (BRI); Gregg Forwerck, Scott Kinser (CLT); Ross Dettman, Dale Woltman (CHI); Cleveland Monsters (CLE); Rob Trubia (COL); Mark Newman, Nicolas Carrillo (GR); Kelly Shea, John Mrakovcich (HFD); Zak Krill (HSK); JustSports Photography (HER/LV); Tim Garland (IA); Francois Lacasse (LAV); Jonathan Kozub (MB); Scott Paulus (MIL); Ontario Reign (ONT); Tessa McAndrews, John Belsky (PRO); Micheline Veluvolu (ROC); Todd Reicher, Brad Repplinger, Zach Larson (RFD); Andy Hayt (SD); Kavin Mistry (SJ); Lucas Armstrong (SPR); Scott Thomas (SYR); Andy Nietupski, Ross Bonander (TEX); Christian Bonin, Thomas Skrlj (TOR); Kate Dibildox, Chris Hook (TUC); Jeff Pexton (UTC); KDP Studio (WBS)

## **Other Photo Credits**

Getty Images; National Hockey League; Hockey Hall of Fame; AHL Archives

## **Special Thanks to**

AHL Public Relations Departments; NHL Public Relations Departments; National Hockey League; Hockey Hall of Fame; Carr Printing 2.0; James C. Hendy

*Copyright © 2022-23 by the American Hockey League. All rights reserved.*

*This book may not be reproduced in any form without the prior written consent of the American Hockey League.*



## TABLE OF CONTENTS

Letter of Welcome from the President.....	3
D. Scott Howson, President and CEO.....	4
David A. Andrews, Chairman of the Board of Governors.....	5
AHL Board of Governors.....	6
AHL Management.....	8
Our NHL Partners in Development.....	9
AHL Hockey: A Tradition of Excellence.....	10
2022-23 AHL Divisional Alignment.....	12
2022-23 AHL Corporate Partners and On-Ice Suppliers.....	14
AHL Awards.....	15
AHL First and Second All-Star Teams/All-Rookie Teams.....	28
History of the AHL.....	34
American Hockey League Hall of Fame.....	39
AHL Alumni in the Hockey Hall of Fame.....	40
2022-23 AHL Team Directories.....	41
Abbotsford Canucks.....	42
Bakersfield Condors.....	46
Belleville Senators.....	50
Bridgeport Islanders.....	54
Calgary Wranglers.....	58
Charlotte Checkers.....	60
Chicago Wolves.....	64
Cleveland Monsters.....	70
Coachella Valley Firebirds.....	74
Colorado Eagles.....	76
Grand Rapids Griffins.....	80
Hartford Wolf Pack.....	84
Henderson Silver Knights.....	88
Hershey Bears.....	92
Iowa Wild.....	98
Laval Rocket.....	102
Lehigh Valley Phantoms.....	106
Manitoba Moose.....	112
Milwaukee Admirals.....	116
Ontario Reign.....	120
Providence Bruins.....	124
Rochester Americans.....	130
Rockford IceHogs.....	136
San Diego Gulls.....	140
San Jose Barracuda.....	144
Springfield Thunderbirds.....	148
Syracuse Crunch.....	152
Texas Stars.....	158
Toronto Marlies.....	162
Tucson Roadrunners.....	166
Utica Comets.....	170
Wilkes-Barre/Scranton Penguins.....	174
AHL Attendance Records.....	178
AHL Head Coaching Register.....	180
All-Time Regular Season Records.....	189
All-Time Calder Cup Records and History.....	205
AHL All-Star Classic History.....	224
Yearly AHL Standings and Leaders, 1936-2022.....	231
All-Time AHL Team Register.....	286
2021-22 Final Official Statistics.....	312
2022-23 Schedule.....	387





## SCOTT HOWSON

PRESIDENT AND CHIEF EXECUTIVE OFFICER  
AMERICAN HOCKEY LEAGUE



## A MESSAGE FROM THE PRESIDENT

Dear Fans,

It is my pleasure to welcome you to the 2022-23 American Hockey League season, the latest chapter in a tradition of excellence that can be traced back to our league's founding more than eight decades ago.


The AHL is as proud as ever of its role in developing nearly all of the players, coaches, executives, trainers, broadcasters and officials who you see throughout the National Hockey League today. Generations of our great fans have cheered on future superstars, Stanley Cup champions and Hockey Hall of Famers as they have come through the AHL.

This season is sure to be another exciting one as for the first time ever we drop the puck in 32 cities across North America, all vying to become the next Calder Cup champion.

On behalf of all of our teams, thank you for your continuing support of the AHL.

Sincerely,

Scott Howson  
President & CEO | American Hockey League



## D. SCOTT HOWSON PRESIDENT AND CHIEF EXECUTIVE OFFICER

Scott Howson enters his third season as American Hockey League President and CEO in 2022-23, having successfully steered the league through the challenges of the COVID-19 pandemic.

A Toronto native, Howson previously spent 26 years as an executive with the National Hockey League's Edmonton Oilers and Columbus Blue Jackets organizations, with wide-ranging responsibilities including hockey operations and administration, player development, salary cap compliance, contract negotiations, scouting and evaluation, and business operations.

Before taking over the helm of the AHL, Howson served in various roles after rejoining Edmonton in 2013, including hockey operations, pro scouting and player personnel and development responsibilities.

He was named general manager of the Blue Jackets in 2007 and spent six seasons in that role, guiding the franchise to its first Stanley Cup Playoff appearance in 2009.

Howson first joined the Edmonton organization in 1994 as general manager of their AHL affiliates in Cape Breton and later Hamilton. He was named assistant to the general manager of the Oilers in 2000 and served as assistant GM of the NHL club from 2001-07. Howson's AHL clubs reached the Calder Cup Finals in 1997 and 2003, and as a member of the AHL Board of Governors he served on the league's competition committee from 1996-2002 and on its executive committee from 2003-07.

A prolific scorer as a junior player with Kingston (OHL), Howson played five seasons of professional hockey from 1981-86, including 110 games in the AHL with the Springfield Indians and 18 contests with the NHL's New York Islanders. He was the International Hockey League's Rookie of the Year in 1981-82 and won championships in both the IHL and the Central Hockey League.

Howson holds a bachelor's degree from York University and is a graduate of York's Osgoode Hall Law School. He and his wife, Antoinette Mongillo, have three children: son Max and daughters Rebekah and Joanna.


## AHL PRESIDENTS



**Maurice Podoloff**  
1936-1952




**Emory D. Jones**  
1952-1953



**John B. Sollenberger**  
1953-1954



**John D. Chick**  
1954-1957



**Richard F. Canning**  
1957-1961



**James G. Balmer**  
1961-1964



**John T. (Jack) Riley**  
1964-1966



**Jack A. Butterfield**  
1966-1994




**David A. Andrews**  
1994-2020



**D. Scott Howson**  
2020-





## **DAVID A. ANDREWS**

### **CHAIRMAN OF THE BOARD OF GOVERNORS**

After 26 seasons serving as President and CEO of the American Hockey League, David Andrews transitioned to a new role as Chairman of the Board of Governors beginning in July of 2020.

Andrews' tenure at the helm of the AHL established him as one of the most influential executives in hockey and all of minor professional sports. He grew the AHL exponentially and significantly redefined its mission, expanding the league's footprint from a regional 16-team circuit to a 31-team league stretching from coast to coast with every AHL franchise serving as the exclusive primary development affiliate for a

National Hockey League organization.

From the time he assumed the role of President in 1994, Andrews dramatically repositioned the league by attracting new member cities, recruiting new ownership and forging new development partnerships with all 32 NHL organizations, managing more than 230 transactions impacting member clubs' locations, ownership and NHL affiliation agreements. In a challenging economic climate and a competitive pro hockey landscape, Andrews strategically managed and grew an AHL which continues to impact the development of nearly 90 percent of the players and virtually all of the coaches, managers and officials in the NHL.

In 2001, Andrews led an expansion which resulted in the absorption of six franchises and the dissolution of the AHL's long-time competitor, the International Hockey League. And in 2015, Andrews negotiated and brought to a successful outcome the complex process of relocating teams into five markets in California, an enterprise which has since expanded further into Arizona, Colorado and Nevada and continues to develop and strengthen the game in the western United States.

Andrews contributed to the growth of hockey by playing a leadership role in rules innovations — such as hybrid icing and 4-on-4 and later 3-on-3 overtime play — and player safety initiatives. During his time as President, the AHL instituted safety standards relative to head checking and checking from behind; introduced mandatory visors for all skaters; and provided a safer environment for its players by adopting a modified schedule that reduced the number of games played, increased the length of the playing calendar and eliminated sequences of teams playing four games in five days.

On the business front, Andrews grew corporate and broadcast partnerships to new levels, built strong platforms for the league's special events such as the All-Star Classic and Calder Cup Finals, and oversaw dramatic increases in league-wide revenues and franchise values.

A native of Nova Scotia, Andrews served on the Board of Governors as the Edmonton Oilers' director of AHL operations for seven years (1986-94), building the Cape Breton Oilers franchise into one of the most successful AHL clubs both on and off the ice – contributing to two Stanley Cup championships (1988, 1990) and the 1993 Calder Cup title. Andrews received the James C. Hendy Award as the AHL's outstanding executive in 1990.

Prior to joining the Oilers, Andrews was employed by the government of Canada as a senior consultant with SportCanada. In that position, he was responsible for providing direction to five national Winter Olympic sport organizations in the development of the national team for the 1988 Winter Olympic Games in Calgary. Andrews' hockey background includes serving as head coach and director of hockey operations for the Victoria Cougars of the Western Hockey League from 1982-84, and he served as an assistant coach for the Cougars when they represented the WHL in the 1981 Memorial Cup. He has also served as head coach of the 1982 Canadian National Under-18 Program.

Andrews was the Hockey Development Coordinator for the Province of British Columbia from 1975-80. He served 10 years on the Canadian Amateur Hockey Association's Developmental Council and was chairman of the coaching committee for CAHA during that time. During his playing days as a goaltender, Andrews was a conference all-star and MVP at both Dalhousie University and the University of British Columbia. He played four years professionally for RAAK in the Dutch first division.

A 2021 inductee into the AHL Hall of Fame, Andrews was awarded the Lester Patrick Trophy in 2010 for contributions to hockey in the United States, as well as USA Hockey's Distinguished Achievement Award in 2020. He was presented with the Good Guy Award by the Ace Bailey Children's Foundation in 2011, and has been honored with induction into both the British Columbia Hockey Hall of Fame and the Nova Scotia Sport Hall of Fame. And in addition to his position with the AHL, Andrews currently serves as Chairman of the Selection Committee for the Order of Hockey in Canada, and as Vice-Chairman of the Hockey Canada Foundation.


Andrews and his wife, Marleen, have three children — Chrissy, Brad and Jeff — and eight grandchildren.



# AMERICAN HOCKEY LEAGUE BOARD OF GOVERNORS



Francesco Aquilini



Bob Nicholson



Sheldon Plener



Scott Malkin



Brad Treliving




Michael Kahn



Don Levin




Mike Ostrowski



David Bonderman



Martin Lind



Dan DeVos



Chris Drury



Robert Foley



Bryan Helmer



Todd Frederickson



John Sedgwick



Jim Brooks



Craig Heisinger



Harris Turer



Darren Abbott







Matt Poore



Rob Minter




Mark Bernard



Bob Ferguson



Jon Gustafson



Paul Picknelly



Howard Dolgon



Tom Gaglardi



Laurence Gilman



Xavier Gutierrez



Tom Fitzgerald



Jeff Barrett






## AMERICAN HOCKEY LEAGUE PERSONNEL



**Chris Nikolis**  
Executive Vice President,  
Business




**Melissa Caruso**  
Vice President,  
Hockey Operations/Governance



**Jason Chaimovitch**  
Vice President,  
Communications



**Sean Lavoine**  
Vice President,  
Marketing/Business Operations




**Hayley Moore**  
Vice President,  
Hockey Operations




**Drew Griffin**  
Director,  
Finance and Administration



**Sean Smith**  
Director,  
Marketing




**Liam Chambers**  
Manager,  
Business Analytics



**Alison Izzi**  
Manager,  
Hockey Administration



**Amanda Desaulniers**  
Coordinator,  
Marketing Services



**Morgan Price**  
Social Media Specialist



# OUR NHL PARTNERS IN DEVELOPMENT



Abbotsford  
Canucks



Vancouver  
Canucks



Bakersfield  
Condors



Edmonton  
Oilers



Belleville  
Senators



Ottawa  
Senators



Bridgeport  
Islanders



New York  
Islanders



Calgary  
Wranglers



Calgary  
Flames



Charlotte  
Checkers



Florida  
Panthers



Chicago  
Wolves



Carolina  
Hurricanes



Cleveland  
Monsters



Columbus  
Blue Jackets



Coachella Valley  
Firebirds



Seattle  
Kraken



Colorado  
Eagles



Colorado  
Avalanche



Grand Rapids  
Griffins



Detroit  
Red Wings



Hartford  
Wolf Pack



New York  
Rangers



Henderson  
Silver Knights



Vegas  
Golden Knights



Hershey  
Bears



Washington  
Capitals



Iowa  
Wild



Minnesota  
Wild



Laval  
Rocket



Montreal  
Canadiens



Lehigh Valley  
Phantoms



Philadelphia  
Flyers



Manitoba  
Moose



Winnipeg  
Jets



Milwaukee  
Admirals



Nashville  
Predators



Ontario  
Reign



Los Angeles  
Kings



Providence  
Bruins



Boston  
Bruins



Rochester  
Americans



Buffalo  
Sabres



Rockford  
IceHogs



Chicago  
Blackhawks



San Diego  
Gulls



Anaheim  
Ducks



San Jose  
Barracuda



San Jose  
Sharks



Springfield  
Thunderbirds



St. Louis  
Blues



Syracuse  
Crunch



Tampa Bay  
Lightning



Texas  
Stars



Dallas  
Stars



Toronto  
Marlies



Toronto  
Maple Leafs



Tucson  
Roadrunners



Arizona  
Coyotes



Utica  
Comets



New Jersey  
Devils



W-B/Scranton  
Penguins



Pittsburgh  
Penguins





A TRADITION OF

# EXCELLENCE

## BY THE NUMBERS

**88.2%**

Percentage of all NHL players in 2021-22 who were graduates of the AHL

**992**

Former AHL players who skated in the NHL last season

**423**

AHL players who also played in the NHL in 2021-22

**235**

Former 1st- and 2nd-round NHL draft picks who skated in the AHL in 2021-22

## THE BEGINNINGS

Embarking on its 87th season of play in 2022-23, the American Hockey League is continuing a tradition of excellence that began in 1936 when the Canadian-American Hockey League joined with the International Hockey League to form what is today known as the AHL. Eight teams hit the ice that first season, representing Buffalo, Cleveland, New

Haven, Philadelphia, Pittsburgh, Providence, Springfield and Syracuse.

Frank Calder, the National Hockey League's president at the time, was instrumental in the forming of this new league, and his name would be given to its championship trophy. **The first Calder**

**Cup was won by the**

**Syracuse Stars in**

**1937; the most recent**

**championship was**

**captured by the Chicago Wolves last spring.**

From those roots, the American Hockey League has grown into a 32-team, coast-to-coast league that provides fans with exciting, high-level professional hockey while preparing thousands of players, coaches, officials, executives, trainers, broadcasters and more for careers in the NHL.



L. TO R.: AHL GRADUATES MORITZ SEIDER, IGOR SHESTERKIN, J.T. MILLER, JACOB MARKSTROM, KYLE CONNOR

## ▶ THE PLAYERS

In today's National Hockey League nearly 90 percent of the players are AHL alumni, including 2021-22 Vezina Trophy winner **Igor Shesterkin**, Calder Trophy recipient **Moritz Seider** and Lady Byng Trophy winner **Kyle Connor**. The 2022 Stanley Cup champion Colorado Avalanche were stocked with AHL graduates including leading scorer **Mikko Rantanen**, **Nazem Kadri**, **Devon Toews** and **Darcy Kuemper**.

During the 2021-22 season, a total of 992 AHL alumni played in the National Hockey League. There were 423 players who skated in both leagues last year alone, and 235 former first- and second-round NHL draft picks developed their skills in the AHL last season, including **Alexander Holtz**, **Marco Rossi**, **Lukas Reichel**, **Jakob Pelletier**, **Peyton Krebs**, 2022 Calder Cup champion **Jack Drury** and AHL Rookie of the Year **Jack Quinn**.

## ▶ THE LEGENDS

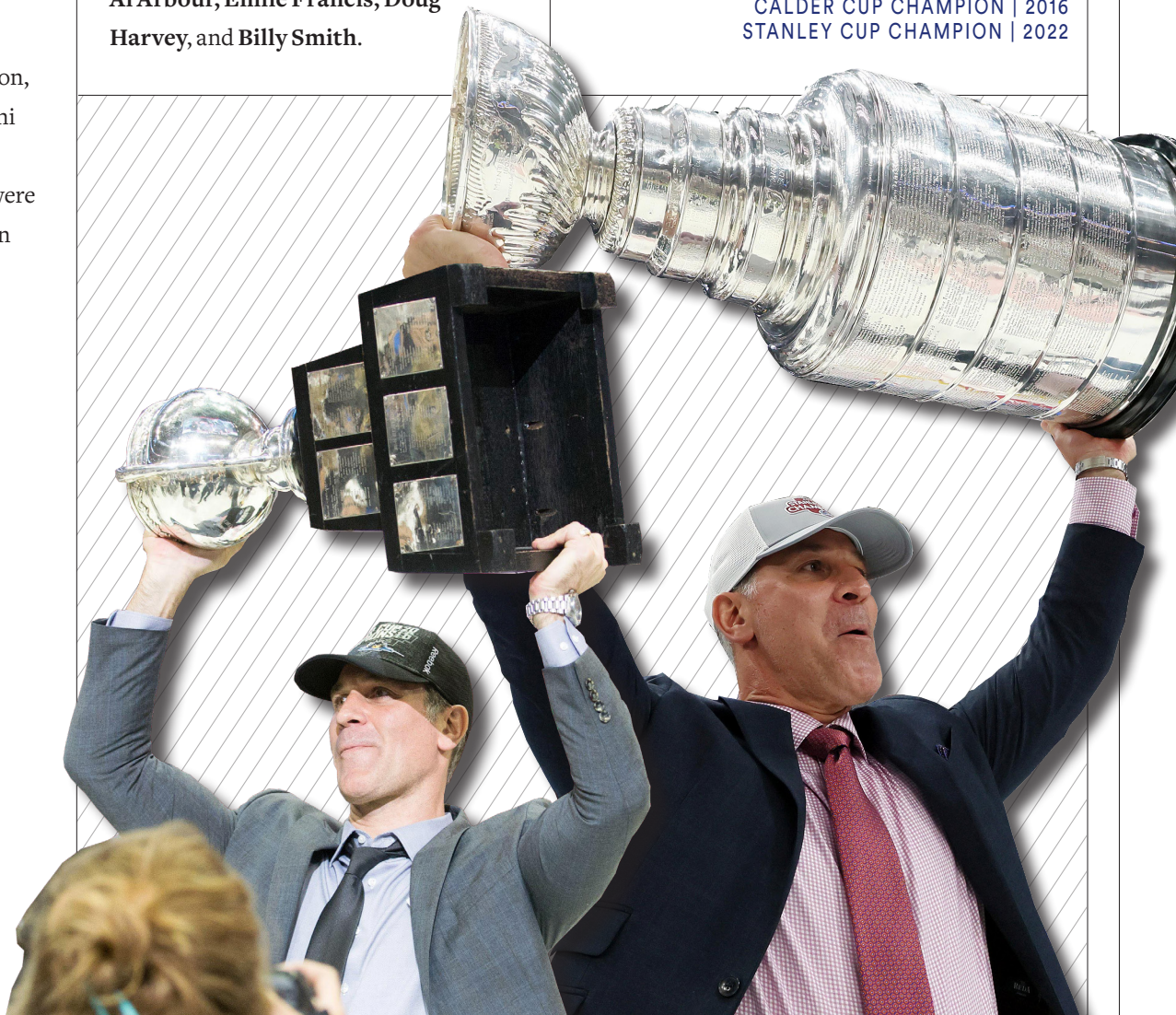
For the past eight decades, the American Hockey League has been home to some of the greatest players in the history of our sport. In fact, more than 100 honored members of the Hockey Hall of Fame have been affiliated with the AHL during their careers. All-time greats like **Johnny Bower**, **Toe Blake**, **Gump Worsley**, **Terry Sawchuk**, **Glenn Hall**, **Brad Park**, **Ken Dryden**, and **Brett Hull** came through the AHL ranks and now find themselves enshrined in Toronto, and the coveted Calder Cup is inscribed with the names of legendary AHL alumni like **Patrick Roy**, **Larry Robinson**, **Gerry Cheevers**, **Andy Bathgate**, **Tim Horton**, **Al Arbour**, **Emile Francis**, **Doug Harvey**, and **Billy Smith**.

## ▶ THE COACHES

At the start of the 2022-23 season, the National Hockey League featured 22 head coaches who were former AHL bench bosses, including **Jared Bednar** of the 2022 Stanley Cup champion Colorado Avalanche.

Tampa Bay's **Jon Cooper**, Washington's **Peter Laviolette**, Pittsburgh's **Mike Sullivan**, Nashville's **John Hynes**, Toronto's **Sheldon Keefe**, Vancouver's **Bruce Boudreau**, Minnesota's **Dean Evason** and Edmonton's **Jay Woodcroft** are also among the current NHL coaches who spent time in the American Hockey League before making the jump.

**JARED BEDNAR**  
CALDER CUP CHAMPION | 2016  
STANLEY CUP CHAMPION | 2022



# 2022-23 AHL DIVISIONAL ALIGNMENT

## ATLANTIC DIVISION

- Bridgeport Islanders [NYI]
- Charlotte Checkers [FLA]
- Hartford Wolf Pack [NYR]
- Hershey Bears [WSH]
- Lehigh Valley Phantoms [PHI]
- Providence Bruins [BOS]
- Springfield Thunderbirds [STL]
- Wilkes-Barre/Scranton Penguins [PIT]

## NORTH DIVISION

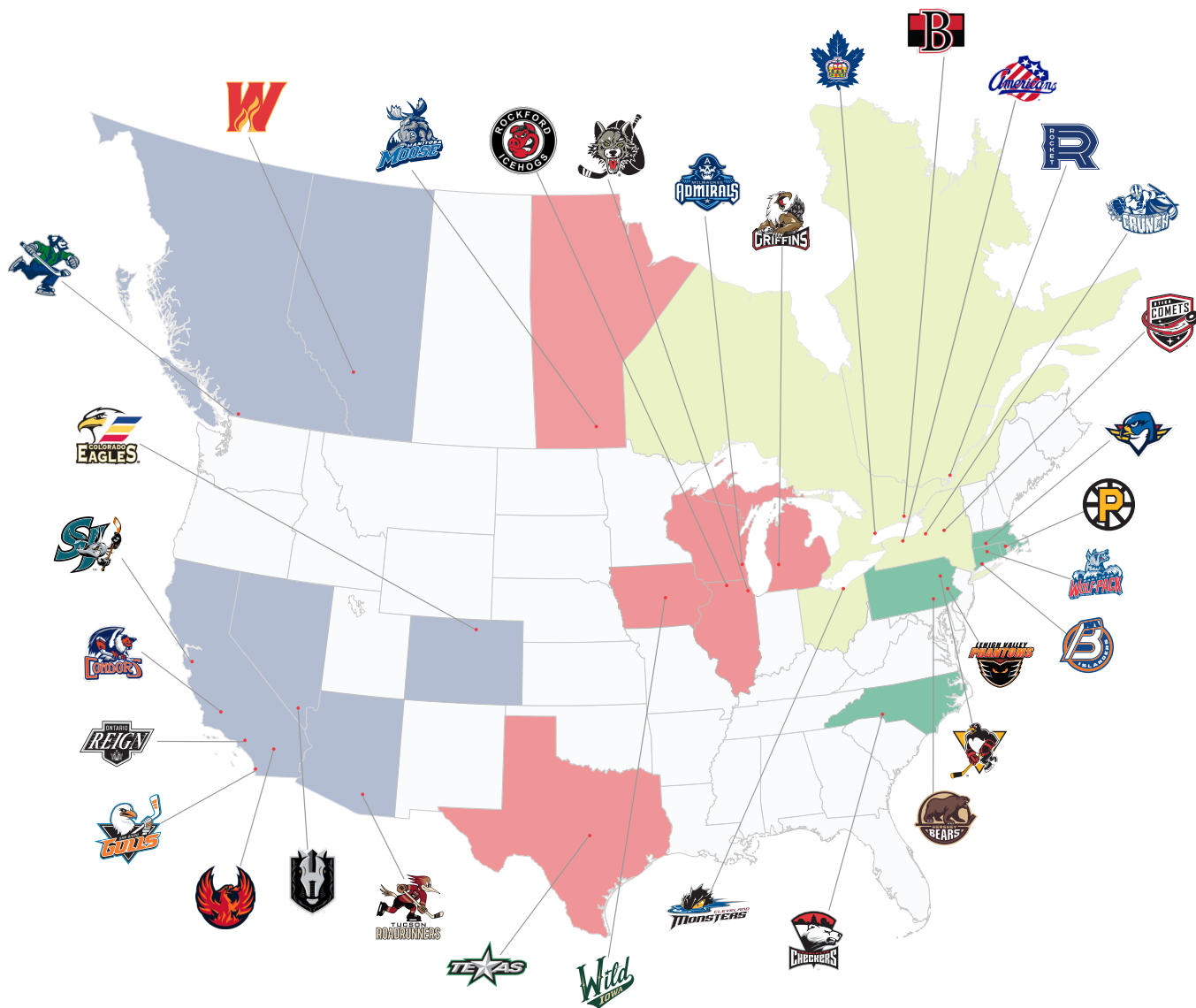
- Belleville Senators [OTT]
- Cleveland Monsters [CBJ]
- Laval Rocket [MTL]
- Rochester Americans [BUF]
- Syracuse Crunch [TB]
- Toronto Marlies [TOR]
- Utica Comets [NJ]

## CENTRAL DIVISION

- Chicago Wolves [CAR]
- Grand Rapids Griffins [DET]
- Iowa Wild [MIN]
- Manitoba Moose [WPG]
- Milwaukee Admirals [NSH]
- Rockford IceHogs [CHI]
- Texas Stars [DAL]

## PACIFIC DIVISION

- Abbotsford Canucks [VAN]
- Bakersfield Condors [EDM]
- Calgary Wranglers [CGY]
- Coachella Valley Firebirds [SEA]
- Colorado Eagles [COL]
- Henderson Silver Knights [VGK]
- Ontario Reign [LA]
- San Diego Gulls [ANA]
- San Jose Barracuda [SJ]
- Tucson Roadrunners [ARI]





# STAY CONNECTED.



## WATCH

Don't miss a minute of the action with live game streaming at

**AHLTV.com**



## TALK

Join the conversation and get behind-the-scenes access via AHL social media

**@TheAHL**



## SHOP

Look like the pros with apparel and AHL memorabilia exclusively at

**AHLStore.com &  
AHLAuthentic.com**

**TheAHL.com**



## CORPORATE AND BROADCAST PARTNERS



## OFFICIAL ON-ICE SUPPLIERS







**Calder**


**CALDER CUP (AHL PLAYOFF CHAMPION)**

The Calder Cup, the American Hockey League's ultimate prize, is named after the National Hockey League's first president, Frank Calder.

Mr. Calder was instrumental in the formation of the AHL in the mid-1930's and served as president of the NHL until his death in 1943.

The Calder Cup, which gained its current design in 2001, is awarded annually to the AHL playoff champion.

The names of the players, coaches and support staff from the 20 most recent winners adorn the base; the plaques containing all previous years' champions are on display at the Hockey Hall of Fame in Toronto. For a complete list of winners, see the Calder Cup Playoffs section of this guide.



**Canning**

**RICHARD F. CANNING TROPHY (EASTERN CONFERENCE PLAYOFF CHAMPION)**

Richard Canning served the AHL for over 50 years and is best remembered as the "father" of the league's Constitution, By-Laws and Regulations.

He began his hockey career in 1938 as a legal advisor to long-time friend and owner of the Providence Reds, Louis A.R. Pieri. He then joined the League in 1957 as executive vice president.

The following year, Mr. Canning was named President of the AHL, a position he held until 1961. In 1974, he returned as vice president and general counsel, where he worked until 1990.

Established in 1990, the Richard F. Canning Trophy was originally awarded to the Northern Division (1990-95) and Northern Conference (1996-97) playoff champions, and has gone to the Eastern Conference playoff champions since 1998.

**Winners**

1989-90	Springfield Indians	Northern Division (playoffs)	2006-07	Hershey Bears	Eastern Conference (playoffs)
1990-91	Springfield Indians	Northern Division (playoffs)	2007-08	W-B/Scranton Penguins	Eastern Conference (playoffs)
1991-92	Adirondack Red Wings	Northern Division (playoffs)	2008-09	Hershey Bears	Eastern Conference (playoffs)
1992-93	Springfield Indians	Northern Division (playoffs)	2009-10	Hershey Bears	Eastern Conference (playoffs)
1993-94	Portland Pirates	Northern Division (playoffs)	2010-11	Binghamton Senators	Eastern Conference (playoffs)
1994-95	Albany River Rats	Northern Division (playoffs)	2011-12	Norfolk Admirals	Eastern Conference (playoffs)
1995-96	Portland Pirates	Northern Conference (playoffs)	2012-13	Syracuse Crunch	Eastern Conference (playoffs)
1996-97	Hamilton Bulldogs	Northern Conference (playoffs)	2013-14	St. John's IceCaps	Eastern Conference (playoffs)
1997-98	Saint John Flames	Eastern Conference (playoffs)	2014-15	Manchester Monarchs	Eastern Conference (playoffs)
1998-99	Providence Bruins	Eastern Conference (playoffs)	2015-16	Hershey Bears	Eastern Conference (playoffs)
1999-2000	Hartford Wolf Pack	Eastern Conference (playoffs)	2016-17	Syracuse Crunch	Eastern Conference (playoffs)
2000-01	Saint John Flames	Eastern Conference (playoffs)	2017-18	Toronto Marlies	Eastern Conference (playoffs)
2001-02	Bridgeport Sound Tigers	Eastern Conference (playoffs)	2018-19	Charlotte Checkers	Eastern Conference (playoffs)
2002-03	Hamilton Bulldogs	Eastern Conference (playoffs)	2019-20	not awarded	
2003-04	W-B/Scranton Penguins	Eastern Conference (playoffs)	2020-21	not awarded	
2004-05	Philadelphia Phantoms	Eastern Conference (playoffs)	2021-22	Springfield Thunderbirds	Eastern Conference (playoffs)
2005-06	Hershey Bears	Eastern Conference (playoffs)			



**Clarke**

**ROBERT W. CLARKE TROPHY (WESTERN CONFERENCE PLAYOFF CHAMPION)**

Robert W. Clarke played an instrumental role in the formation of the Rochester Americans when, in 1956, he recruited a group of Rochester businessmen to be 45% owners of the team, becoming partners with the Montreal Canadiens and Toronto Maple Leafs.

Mr. Clarke became involved with the American Hockey League itself when he was appointed Chairman of the Board of Governors in 1967, a post he held through 1994.


In recognition of his achievements, Mr. Clarke received the James C. Hendy Memorial Award in 1972 and 1993 as an outstanding league executive.

The Clarke Trophy has been awarded to the Western Conference playoff champions since 1998.

**Winners**

1989-90	Rochester Americans	Southern Division (playoffs)	2005-06	Milwaukee Admirals	Western Conference (playoffs)
1990-91	Rochester Americans	Southern Division (playoffs)	2006-07	Hamilton Bulldogs	Western Conference (playoffs)
1991-92	Rochester Americans	Southern Division (playoffs)	2007-08	Chicago Wolves	Western Conference (playoffs)
1992-93	Rochester Americans	Southern Division (playoffs)	2008-09	Manitoba Moose	Western Conference (playoffs)
1993-94	Cornwall Aces	Southern Division (playoffs)	2009-10	Texas Stars	Western Conference (playoffs)
1994-95	Cornwall Aces	Southern Division (playoffs)	2010-11	Houston Aeros	Western Conference (playoffs)
1995-96	Rochester Americans	Southern Conference (playoffs)	2011-12	Toronto Marlies	Western Conference (playoffs)
1996-97	Hershey Bears	Southern Conference (playoffs)	2012-13	Grand Rapids Griffins	Western Conference (playoffs)
1997-98	Philadelphia Phantoms	Western Conference (playoffs)	2013-14	Texas Stars	Western Conference (playoffs)
1998-99	Rochester Americans	Western Conference (playoffs)	2014-15	Utica Comets	Western Conference (playoffs)
1999-2000	Rochester Americans	Western Conference (playoffs)	2015-16	Lake Erie Monsters	Western Conference (playoffs)
2000-01	W-B/Scranton Penguins	Western Conference (playoffs)	2016-17	Grand Rapids Griffins	Western Conference (playoffs)
2001-02	Chicago Wolves	Western Conference (playoffs)	2017-18	Texas Stars	Western Conference (playoffs)
2002-03	Houston Aeros	Western Conference (playoffs)	2018-19	Chicago Wolves	Western Conference (playoffs)
2003-04	Milwaukee Admirals	Western Conference (playoffs)	2019-20	not awarded	
2004-05	Chicago Wolves	Western Conference (playoffs)	2020-21	not awarded	
			2021-22	Chicago Wolves	Western Conference (playoffs)





**Mathers**

**FRANK S. MATHERS TROPHY (ATLANTIC DIVISION CHAMPION)**

Named after Frank Mathers, a 1992 inductee into the Hockey Hall of Fame and a member of the inaugural class of inductees into the AHL Hall of Fame (2006), the Frank Mathers Trophy was first presented following the 1995-96 season.

Mathers, who passed away in 2005, began his AHL career in 1948 as a player for the Pittsburgh Hornets. In 1956 he joined the Hershey Bears as a player and went on to lead the franchise as head coach, general manager and president.

During his 35 years in Chocolatetown, Mathers helped lead the Bears to 15 Calder Cup Finals and six championships.

**Winners**

1995-96	Binghamton Rangers	Southern Division	2009-10	Hershey Bears	Eastern Conference (reg. season)
1996-97	Philadelphia Phantoms	Mid-Atlantic Division	2010-11	W-B/Scranton Penguins	Eastern Conference (reg. season)
1997-98	Philadelphia Phantoms	Mid-Atlantic Division	2011-12	Norfolk Admirals	East Division
1998-99	Philadelphia Phantoms	Mid-Atlantic Division	2012-13	Syracuse Crunch	East Division
1999-2000	Kentucky Thoroughblades	Mid-Atlantic Division	2013-14	Binghamton Senators	East Division
2000-01	Rochester Americans	Mid-Atlantic Division	2014-15	Hershey Bears	East Division
2001-02	Norfolk Admirals	South Division	2015-16	Toronto Marlies	Eastern Conference (reg. season)
2002-03	Norfolk Admirals	South Division	2016-17	W-B/Scranton Penguins	Eastern Conference (reg. season)
2003-04	Hartford Wolf Pack	Eastern Conference (reg. season)	2017-18	Toronto Marlies	Eastern Conference (reg. season)
2004-05	Manchester Monarchs	Eastern Conference (reg. season)	2018-19	Charlotte Checkers	Eastern Conference (reg. season)
2005-06	Portland Pirates	Eastern Conference (reg. season)	2019-20	Providence Bruins	Eastern Conference (reg. season)
2006-07	Hershey Bears	Eastern Conference (reg. season)	2020-21	Laval Rocket	Canadian Division
2007-08	Providence Bruins	Eastern Conference (reg. season)	2021-22	Springfield Thunderbirds	Atlantic Division
2008-09	Hershey Bears	Eastern Conference (reg. season)			



**Oke**

**F.G. (TEDDY) OKE TROPHY (NORTH DIVISION CHAMPION)**

The F.G. (Teddy) Oke Trophy is named after one of the early pioneers of the sport in the 20th century. A financier and sportsman, Teddy Oke providing backing for many minor professional clubs in the Canadian Professional Hockey League and the International Hockey League -- the two leagues that joined to create the present-day American Hockey League in 1936.

One of the oldest trophies in North American sports, the Oke Trophy was first presented more than nine decades ago to the London Panthers, champions of the CPHL in 1926-27.

**Previous Winners**

1936-37	Syracuse Stars	Western Division	1986-87	Sherbrooke Canadiens	Northern Division
1937-38	Cleveland Barons	Western Division	1987-88	Maine Mariners	Northern Division
1938-39	Hershey Bears	Western Division	1988-89	Sherbrooke Canadiens	Northern Division
1939-40	Indianapolis Capitals	Western Division	1989-90	Sherbrooke Canadiens	Northern Division
1940-41	Cleveland Barons	Western Division	1990-91	Springfield Indians	Northern Division
1941-42	Indianapolis Capitals	Western Division	1991-92	Springfield Indians	Northern Division
1942-43	Buffalo Bisons	Western Division	1992-93	Providence Bruins	Northern Division
1943-44	Cleveland Barons	Western Division	1993-94	Adirondack Red Wings	Northern Division
1944-45	Cleveland Barons	Western Division	1994-95	Albany River Rats	Northern Division
1945-46	Indianapolis Capitals	Western Division	1995-96	Springfield Falcons	Northern Division
1946-47	Cleveland Barons	Western Division	1996-97	Worcester IceCats	New England Division
1947-48	Cleveland Barons	Western Division	1997-98	Springfield Falcons	New England Division
1948-49	St. Louis Flyers	Western Division	1998-99	Providence Bruins	New England Division
1949-50	Cleveland Barons	Western Division	1999-2000	Hartford Wolf Pack	New England Division
1950-51	Cleveland Barons	Western Division	2000-01	Worcester IceCats	New England Division
1951-52	Pittsburgh Hornets	Western Division	2001-02	Bridgeport Sound Tigers	East Division
1952-53	Cleveland Barons	Regular season (one div.)	2002-03	Binghamton Senators	East Division
1953-54	Buffalo Bisons	Regular season (one div.)	2003-04	Philadelphia Phantoms	East Division
1954-55	Pittsburgh Hornets	Regular season (one div.)	2004-05	Binghamton Senators	East Division
1955-56	Providence Reds	Regular season (one div.)	2005-06	W-B/Scranton Penguins	East Division
1956-57	Providence Reds	Regular season (one div.)	2006-07	Hershey Bears	East Division
1957-58	Hershey Bears	Regular season (one div.)	2007-08	W-B/Scranton Penguins	East Division
1958-59	Buffalo Bisons	Regular season (one div.)	2008-09	Hershey Bears	East Division
1959-60	Springfield Indians	Regular season (one div.)	2009-10	Hershey Bears	East Division
1960-61	Springfield Indians	Regular season (one div.)	2010-11	W-B/Scranton Penguins	East Division
1961-62	Springfield Indians	Eastern Division	2011-12	Bridgeport Sound Tigers	Northeast Division
1962-63	Providence Reds	Eastern Division	2012-13	Springfield Falcons	Northeast Division
1963-64	Quebec Aces	Eastern Division	2013-14	Springfield Falcons	Northeast Division
1964-65	Quebec Aces	Eastern Division	2014-15	Hartford Wolf Pack	Northeast Division
1965-66	Quebec Aces	Eastern Division	2015-16	Toronto Marlies	North Division
1966-67	Hershey Bears	Eastern Division	2016-17	Syracuse Crunch	North Division
1967-68	Hershey Bears	Eastern Division	2017-18	Toronto Marlies	North Division
1968-69	Hershey Bears	Eastern Division	2018-19	Syracuse Crunch	North Division
1969-70	Montreal Voyageurs	Eastern Division	2019-20	Belleville Senators	North Division
1970-71	Providence Reds	Eastern Division	2020-21	Hershey Bears	North Division
1971-72	Boston Braves	Eastern Division	2021-22	Utica Comets	North Division
1972-73	Nova Scotia Voyageurs	Eastern Division			
1973-74	Rochester Americans	Northern Division	<i>Pre-AHL:</i>		
1974-75	Providence Reds	Northern Division	1926-27	London Panthers	Canadian Professional League
1975-76	Nova Scotia Voyageurs	Northern Division	1927-28	Stratford Nationals	Canadian Professional League
1976-77	Nova Scotia Voyageurs	Regular season (one div.)	1928-29	Windsor Bulldogs	Canadian Professional League
1977-78	Maine Mariners	Northern Division	1929-30	Cleveland Indians	International League
1978-79	Maine Mariners	Northern Division	1930-31	Windsor Bulldogs	International League
1979-80	New Brunswick Hawks	Northern Division	1931-32	Buffalo Bisons	International League
1980-81	Maine Mariners	Northern Division	1932-33	Buffalo Bisons	International League
1981-82	New Brunswick Hawks	Northern Division	1933-34	London Tecumsehs	International League
1982-83	Fredericton Express	Northern Division	1934-35	Detroit Olympics	International League
1983-84	Fredericton Express	Northern Division	1935-36	Detroit Olympics	International League
1984-85	Maine Mariners	Northern Division			
1985-86	Adirondack Red Wings	Northern Division			





**Pollock**

**SAM POLLOCK TROPHY (CENTRAL DIVISION CHAMPION)**

The Sam Pollock Trophy is named after the long-time general manager of the Montreal Canadiens and honored member of the Hockey Hall of Fame.

As GM of the Canadiens, Sam Pollock played an instrumental role in the purchase of an AHL franchise to serve as the Habs' top affiliate; the Montreal Voyageurs began play in 1969.

After the club moved to Halifax, the Nova Scotia Voyageurs and Montreal Canadiens won the Calder Cup and Stanley Cup, respectively, in both 1976 and 1977.

**Previous Winners**

1995-96	Prince Edward Island Senators	Atlantic Division	2009-10	Hamilton Bulldogs	North Division
1996-97	St. John's Maple Leafs	Canadian Division	2010-11	Hamilton Bulldogs	North Division
1997-98	Saint John Flames	Atlantic Division	2011-12	Toronto Marlies	North Division
1998-99	Lowell Lock Monsters	Atlantic Division	2012-13	Toronto Marlies	North Division
1999-2000	Quebec Citadelles	Atlantic Division	2013-14	Toronto Marlies	North Division
2000-01	Saint John Flames	Canadian Division	2014-15	Utica Comets	North Division
2001-02	Quebec Citadelles	Canadian Division	2015-16	Milwaukee Admirals	Central Division
2002-03	Hamilton Bulldogs	Canadian Division	2016-17	Chicago Wolves	Central Division
2003-04	Hamilton Bulldogs	North Division	2017-18	Chicago Wolves	Central Division
2004-05	Rochester Americans	North Division	2018-19	Chicago Wolves	Central Division
2005-06	Grand Rapids Griffins	North Division	2019-20	Milwaukee Admirals	Central Division
2006-07	Manitoba Moose	North Division	2020-21	Chicago Wolves	Central Division
2007-08	Toronto Marlies	North Division	2021-22	Chicago Wolves	Central Division
2008-09	Manitoba Moose	North Division			



**Chick**

**JOHN D. CHICK TROPHY (PACIFIC DIVISION CHAMPION)**

Named after long-time AHL executive John Digby Chick, this trophy was first presented in 1962 to the original Cleveland Barons for winning the Western Division.

Chick was president of the International Hockey League from 1930-36 before it joined with the Can-Am League to form the American Hockey League. He later served as vice president of the AHL for 20 seasons before a term as league president from 1954-57.

**Previous Winners**

1961-62	Cleveland Barons	Western Division	1993-94	Hershey Bears	Southern Division
1962-63	Buffalo Bisons	Western Division	1994-95	Binghamton Rangers	Southern Division
1963-64	Pittsburgh Hornets	Western Division	1995-96	Albany River Rats	Central Division
1964-65	Rochester Americans	Western Division	1996-97	Rochester Americans	Empire State Division
1965-66	Rochester Americans	Western Division	1997-98	Albany River Rats	Empire Division
1966-67	Pittsburgh Hornets	Western Division	1998-99	Rochester Americans	Empire Division
1967-68	Rochester Americans	Western Division	1999-2000	Rochester Americans	Empire Division
1968-69	Buffalo Bisons	Western Division	2000-01	Kentucky Thoroughblades	Southern Division
1969-70	Buffalo Bisons	Western Division	2001-02	Syracuse Crunch	Central Division
1970-71	Baltimore Clippers	Western Division	2002-03	Grand Rapids Griffins	Central Division
1971-72	Baltimore Clippers	Western Division	2003-04	Milwaukee Admirals	West Division
1972-73	Cincinnati Swords	Western Division	2004-05	Chicago Wolves	West Division
1973-74	Baltimore Clippers	Southern Division	2005-06	Milwaukee Admirals	West Division
1974-75	Virginia Wings	Southern Division	2006-07	Omaha Ak-Sar-Ben Knights	West Division
1975-76	Hershey Bears	Southern Division	2007-08	Chicago Wolves	West Division
1976-77	not awarded		2008-09	Milwaukee Admirals	West Division
1977-78	Rochester Americans	Southern Division	2009-10	Chicago Wolves	West Division
1978-79	New Haven Nighthawks	Southern Division	2010-11	Milwaukee Admirals	West Division
1979-80	New Haven Nighthawks	Southern Division	2011-12	Oklahoma City Barons	West Division
1980-81	Hershey Bears	Southern Division	2012-13	Texas Stars	South Division
1981-82	Binghamton Whalers	Southern Division	2013-14	Texas Stars	West Division
1982-83	Rochester Americans	Southern Division	2014-15	San Antonio Rampage	West Division
1983-84	Baltimore Skipjacks	Southern Division	2015-16	Ontario Reign	Pacific Division
1984-85	Binghamton Whalers	Southern Division	2016-17	San Jose Barracuda	Pacific Division
1985-86	Hershey Bears	Southern Division	2017-18	Tucson Roadrunners	Pacific Division
1986-87	Rochester Americans	Southern Division	2018-19	Bakersfield Condors	Pacific Division
1987-88	Hershey Bears	Southern Division	2019-20	Tucson Roadrunners	Pacific Division
1988-89	Adirondack Red Wings	Southern Division	2020-21	Bakersfield Condors	Pacific Division (playoffs)
1989-90	Rochester Americans	Southern Division	2021-22	Stockton Heat	Pacific Division
1990-91	Rochester Americans	Southern Division			
1991-92	Binghamton Rangers	Southern Division			
1992-93	Binghamton Rangers	Southern Division			





**Kilpatrick**

**MACGREGOR KILPATRICK TROPHY (REGULAR SEASON CHAMPION)**

Instituted by the AHL Board of Governors in 1997, the Macgregor Kilpatrick Trophy is presented annually to the league's regular-season champion.

A longtime member of the AHL Board of Governors, Macgregor Kilpatrick also served as the AHL's senior vice president and general counsel. Mr. Kilpatrick joined the AHL in 1970 as the chairman of Sports Associates, owners of a new AHL franchise in New Haven, Conn.

Mr. Kilpatrick, a 1976 recipient of the James C. Hendy Award as the AHL's outstanding executive, served on the Board of Governors for 27 years. He was inducted into the AHL Hall of Fame in 2010.

**Winners**

1997-98	Philadelphia Phantoms	Regular season record	2011-12	Norfolk Admirals	Regular season record
1998-99	Providence Bruins	Regular season record	2012-13	Providence Bruins	Regular season record
1999-2000	Hartford Wolf Pack	Regular season record	2013-14	Texas Stars	Regular season record
2000-01	Worcester IceCats	Regular season record	2014-15	Manchester Monarchs	Regular season record
2001-02	Bridgeport Sound Tigers	Regular season record	2015-16	Toronto Marlies	Regular season record
2002-03	Hamilton Bulldogs	Regular season record	2016-17	W-B/Scranton Penguins	Regular season record
2003-04	Milwaukee Admirals	Regular season record	2017-18	Toronto Marlies	Regular season record
2004-05	Rochester Americans	Regular season record	2018-19	Charlotte Checkers	Regular season record
2005-06	Grand Rapids Griffins	Regular season record	2019-20	Milwaukee Admirals	Regular season record
2006-07	Hershey Bears	Regular season record	2020-21	Hershey Bears	Regular season record
2007-08	Providence Bruins	Regular season record	2021-22	Chicago Wolves	Regular season record
2008-09	Manitoba Moose	Regular season record			
2009-10	Hershey Bears	Regular season record			
2010-11	W-B/Scranton Penguins	Regular season record			



**Poile**

**NORMAN R. (BUD) POILE TROPHY**

The Bud Poile Trophy, instituted by the league's Board of Governors prior to the 2001-02 season, pays tribute to not only a Stanley Cup winner, but also an honored member of the Hockey Hall of Fame for his many contributions to the game of hockey.

Following his all-star NHL career, Bud Poile served as general manager for the AHL's Quebec Aces and the NHL's Philadelphia Flyers and Vancouver Canucks. He would go on to serve as commissioner of the International Hockey League, earning the Lester Patrick Trophy in 1989 for service to hockey in the United States.

**Winners**

2001-02	Grand Rapids Griffins	West Division	2011-12	Chicago Wolves	Midwest Division
2002-03	Houston Aeros	West Division	2012-13	Grand Rapids Griffins	Midwest Division
2003-04	Milwaukee Admirals	Western Conference (reg. season)	2013-14	Chicago Wolves	Midwest Division
2004-05	Rochester Americans	Western Conference (reg. season)	2014-15	Grand Rapids Griffins	Midwest Division
2005-06	Grand Rapids Griffins	Western Conference (reg. season)	2015-16	Ontario Reign	Western Conference (reg. season)
2006-07	Omaha Ak-Sar-Ben Knights	Western Conference (reg. season)	2016-17	San Jose Barracuda	Western Conference (reg. season)
2007-08	Chicago Wolves	Western Conference (reg. season)	2017-18	Tucson Roadrunners	Western Conference (reg. season)
2008-09	Manitoba Moose	Western Conference (reg. season)	2018-19	Bakersfield Condors	Western Conference (reg. season)
2009-10	Hamilton Bulldogs	Western Conference (reg. season)	2019-20	Milwaukee Admirals	Western Conference (reg. season)
2010-11	Milwaukee Admirals	Western Conference (reg. season)			



**Francis**

**EMILE FRANCIS TROPHY**

Instituted by the AHL Board of Governors in the summer of 2001, the Emile Francis Trophy recognizes a Hockey Hall of Famer who competed in over 350 AHL games with Hershey, New Haven, Cincinnati and Cleveland, including a run to the Calder Cup championship with the Barons in 1954.

Upon his retirement as a player, Emile Francis served as both head coach and general manager for the NHL's New York Rangers and St. Louis Blues, while actively supporting youth hockey across the United States. In 1982, Francis earned the Lester Patrick Award for his outstanding service to hockey.

**Previous Winners**

2001-02	Lowell Lock Monsters	North Division	2011-12	St. John's IceCaps	Atlantic Division
2002-03	Providence Bruins	North Division	2012-13	Providence Bruins	Atlantic Division
2003-04	Hartford Wolf Pack	Atlantic Division	2013-14	Manchester Monarchs	Atlantic Division
2004-05	Manchester Monarchs	Atlantic Division	2014-15	Manchester Monarchs	Atlantic Division
2005-06	Portland Pirates	Atlantic Division	2015-16	Hershey Bears	Atlantic Division
2006-07	Manchester Monarchs	Atlantic Division	2016-17	W-B/Scranton Penguins	Atlantic Division
2007-08	Providence Bruins	Atlantic Division	2017-18	Lehigh Valley Phantoms	Atlantic Division
2008-09	Hartford Wolf Pack	Atlantic Division	2018-19	Charlotte Checkers	Atlantic Division
2009-10	Worcester Sharks	Atlantic Division	2019-20	Providence Bruins	Atlantic Division
2010-11	Portland Pirates	Atlantic Division	2020-21	Providence Bruins	Atlantic Division





**HENRI FONTAINE CUP (RETIRED)**

The Henri Fontaine Cup was created in 1927 to be presented annually to the champion of the Canadian-American Hockey League. After the Can-Am League joined the International Hockey League to create the present-day AHL in 1936, the Fontaine Cup was presented to the champions of the Eastern Division.

The trophy was named in memory of Henri Fontaine, owner of the Quebec Arena and president of the Quebec Beavers of the Can-Am League who passed away suddenly in January 1927.

**Previous Winners**

1936-37	Philadelphia Ramblers	Eastern Division	<i>Pre-AHL:</i>		
1937-38	Providence Reds	Eastern Division	1926-27	Springfield Indians	Canadian-American League
1938-39	Philadelphia Ramblers	Eastern Division	1927-28	Springfield Indians	Canadian-American League
1939-40	Providence Reds	Eastern Division	1928-29	Boston Tigers	Canadian-American League
1940-41	Providence Reds	Eastern Division	1929-30	Providence Reds	Canadian-American League
1941-42	Springfield Indians	Eastern Division	1930-31	Springfield Indians	Canadian-American League
1942-43	Hershey Bears	Eastern Division	1931-32	Providence Reds	Canadian-American League
1943-44	Hershey Bears	Eastern Division	1932-33	Boston Cubs	Canadian-American League
1944-45	Buffalo Bisons	Eastern Division	1933-34	Providence Reds	Canadian-American League
1945-46	Buffalo Bisons	Eastern Division	1934-35	Boston Cubs	Canadian-American League
1946-47	Hershey Bears	Eastern Division	1935-36	Philadelphia Ramblers	Canadian-American League
1947-48	Providence Reds	Eastern Division			
1948-49	Providence Reds	Eastern Division			
1949-50	Buffalo Bisons	Eastern Division			
1950-51	Buffalo Bisons	Eastern Division			
1951-52	Hershey Bears	Eastern Division			



**Cunningham**

**LES CUNNINGHAM AWARD (REGULAR SEASON MVP)**

Named after Les Cunningham, who retired in 1947 as the AHL's career scoring leader, this award is annually presented to the American Hockey League's most valuable player as voted on by AHL coaches, players and media members.

Cunningham, a five-time AHL All-Star and member of the AHL Hall of Fame, averaged better than a point a game in his 10 AHL seasons with the Cleveland Barons.

**Previous Winners**

1947-48	Carl Liscombe, Providence	1972-73	Billy Inglis, Cincinnati	1997-98	Steve Guolla, Kentucky
1948-49	Carl Liscombe, Providence	1973-74	Art Stratton, Rochester	1998-99	Randy Robitaille, Providence
1949-50	Les Douglas, Cleveland	1974-75	Doug Gibson, Rochester	1999-2000	Martin Brochu, Portland (G)
1950-51	Ab DeMarco, Buffalo	1975-76	Ron Andruff, Nova Scotia	2000-01	Derek Armstrong, Hartford
1951-52	Ray Powell, Providence	1976-77	Doug Gibson, Rochester	2001-02	Eric Boguniecki, Worcester
1952-53	Eddie Olson, Cleveland	1977-78	Blake Dunlop, Maine	2002-03	Jason Ward, Hamilton
1953-54	George Sullivan, Hershey	1978-79	Rocky Saganiuk, New Brunswick	2003-04	Jason LaBarbera, Hartford (G)
1954-55	Ross Lowe, Springfield	1979-80	Norm Dube, Nova Scotia	2004-05	Jason Spezza, Binghamton
1955-56	Johnny Bower, Providence (G)	1980-81	Pelle Lindbergh, Maine (G)	2005-06	Donald MacLean, Grand Rapids
1956-57	Johnny Bower, Providence (G)	1981-82	Mike Kaszycki, New Brunswick	2006-07	Darren Haydar, Chicago
1957-58	Johnny Bower, Cleveland (G)	1982-83	Ross Yates, Binghamton	2007-08	Jason Krog, Chicago
1958-59	Bill Hicke, Rochester; Rudy Migay, Rochester (tie)	1983-84	Garry Lariviere, St. Catharines; Mal Davis, Rochester (tie)	2008-09	Alexandre Giroux, Hershey
1959-60	Fred Glover, Cleveland	1984-85	Paul Gardner, Binghamton	2009-10	Keith Aucoin, Hershey
1960-61	Phil Maloney, Buffalo	1985-86	Paul Gardner, Rochester	2010-11	Corey Locke, Binghamton
1961-62	Fred Glover, Cleveland	1986-87	Tim Tookey, Hershey	2011-12	Cory Conacher, Norfolk
1962-63	Denis DeJordy, Buffalo (G)	1987-88	Jody Gage, Rochester	2012-13	Tyler Johnson, Syracuse
1963-64	Fred Glover, Cleveland	1988-89	Stephan Lebeau, Sherbrooke	2013-14	Travis Morin, Texas
1964-65	Art Stratton, Buffalo	1989-90	Paul Ysebaert, Utica	2014-15	Brian O'Neill, Manchester
1965-66	Dick Gamble, Rochester	1990-91	Kevin Todd, Utica	2015-16	Chris Bourque, Hershey
1966-67	Mike Nykoluk, Hershey	1991-92	John Anderson, New Haven	2016-17	Kenny Agostino, Chicago
1967-68	Dave Creighton, Providence	1992-93	Don Biggs, Binghamton	2017-18	Phil Varone, Lehigh Valley
1968-69	Gilles Villemure, Buffalo (G)	1993-94	Rich Chernomaz, St. John's	2018-19	Daniel Carr, Chicago
1969-70	Gilles Villemure, Buffalo (G)	1994-95	Steve Larouche, Prince Edward Island	2019-20	Gerry Mayhew, Iowa
1970-71	Fred Speck, Baltimore	1995-96	Brad Smyth, Carolina	2020-21	T.J. Tynan, Colorado
1971-72	Garry Peters, Boston	1996-97	Jean-Francois Labbe, Hershey (G)	2021-22	T.J. Tynan, Ontario





**Shore**


**EDDIE SHORE AWARD (OUTSTANDING DEFENSEMAN)**

The Eddie Shore Award is annually awarded to the player chosen by the AHL coaches, players and media as the best defenseman in the league. Shore, a member of the Hockey Hall of Fame and a charter member of the AHL Hall of Fame, is widely acknowledged as one of hockey's greatest defensemen.

In 1939, Shore bought the Springfield Indians while still an active player with the NHL's Boston Bruins. Upon his retirement as a player from the NHL, Shore managed the Indians until he retired in 1967.

**Previous Winners**

1958-59 Steve Kraftcheck, Rochester	1980-81 Craig Levie, Nova Scotia	2002-03 Curtis Murphy, Houston
1959-60 Larry Hillman, Providence	1981-82 Dave Farrish, New Brunswick	2003-04 Curtis Murphy, Milwaukee
1960-61 Bob McCord, Springfield	1982-83 Greg Tebbutt, Baltimore	2004-05 Niklas Kronwall, Grand Rapids
1961-62 Kent Douglas, Springfield	1983-84 Garry Lariviere, St. Catharines	2005-06 Andy Delmore, Syracuse
1962-63 Marc Reaume, Hershey	1984-85 Richie Dunn, Binghamton	2006-07 Sheldon Brookbank, Milwaukee
1963-64 Ted Harris, Cleveland	1985-86 Jim Wiemer, New Haven	2007-08 Andrew Hutchinson, Hartford
1964-65 Al Arbour, Rochester	1986-87 Brad Shaw, Binghamton	2008-09 Johnny Boychuk, Providence
1965-66 Jim Morrison, Quebec	1987-88 Dave Fenyves, Hershey	2009-10 Danny Groulx, Worcester
1966-67 Bob McCord, Pittsburgh	1988-89 Dave Fenyves, Hershey	2010-11 Marc-Andre Gragnani, Portland
1967-68 Bill Needham, Cleveland	1989-90 Eric Weinrich, Utica	2011-12 Mark Barberio, Norfolk
1968-69 Bob Blackburn, Buffalo	1990-91 Norm Maciver, Cape Breton	2012-13 Justin Schultz, Oklahoma City
1969-70 Noel Price, Springfield	1991-92 Greg Hawgood, Cape Breton	2013-14 T.J. Brennan, Toronto
1970-71 Marshall Johnston, Cleveland	1992-93 Bobby Dollas, Adirondack	2014-15 Chris Wideman, Binghamton
1971-72 Noel Price, Springfield/Nova Scotia	1993-94 Chris Snell, St. John's	2015-16 T.J. Brennan, Toronto
1972-73 Ray McKay, Cincinnati	1994-95 Jeff Serowik, Providence	2016-17 Matt Taormina, Syracuse
1973-74 Gordie Smith, Springfield	1995-96 Barry Richter, Binghamton	2017-18 Sami Niku, Manitoba
1974-75 Joe Zanussi, Providence	1996-97 Darren Rumble, Philadelphia	2018-19 Zach Redmond, Rochester
1975-76 Noel Price, Nova Scotia	1997-98 Jamie Heward, Philadelphia	2019-20 Jake Bean, Charlotte
1976-77 Brian Engblom, Nova Scotia	1998-99 Ken Sutton, Albany	2020-21 Ryan Murphy, Henderson
1977-78 Terry Murray, Philadelphia/Maine	1999-2000 Brad Tiley, Springfield	2021-22 Jordan Gross, Colorado
1978-79 Terry Murray, Maine	2000-01 John Slaney, WBS/Philadelphia	
1979-80 Rick Vasko, Adirondack	2001-02 John Slaney, Philadelphia	



**Garrett**

**DUDLEY (RED) GARRETT MEMORIAL AWARD (OUTSTANDING ROOKIE)**

This award, as voted on by coaches, players and media throughout the AHL, honors Mr. Garrett, a young player who gave his life during World War II while serving in the Canadian Navy.

Each year the Garrett Award is presented to the American Hockey League's outstanding rookie player.

**Previous Winners**

1947-48 Bob Solinger, Cleveland	1975-76 Greg Holst, Providence;	2002-03 Darren Haydar, Milwaukee
1948-49 Terry Sawchuk, Indianapolis (G)	1976-77 Pierre Mondou, Nova Scotia (tie)	2003-04 Wade Dubielewicz, Bridgeport (G)
1949-50 Paul Meger, Buffalo	1977-78 Rod Schutt, Nova Scotia	2004-05 Rene Bourque, Norfolk
1950-51 Wally Hergesheimer, Cleveland	1977-78 Norm Dupont, Nova Scotia	2005-06 Patrick O'Sullivan, Houston
1951-52 Earl Reibel, Indianapolis	1978-79 Mike Meeker, Binghamton	2006-07 Brett Sterling, Chicago
1952-53 Guyle Fielder, St. Louis	1979-80 Darryl Sutter, New Brunswick	2007-08 Teddy Purcell, Manchester
1953-54 Don Marshall, Buffalo	1980-81 Pelle Lindbergh, Maine (G)	2008-09 Nathan Gerbe, Portland
1954-55 Jimmy Anderson, Springfield	1981-82 Bob Sullivan, Binghamton	2009-10 Tyler Ennis, Portland
1955-56 Bruce Cline, Providence	1982-83 Mitch Lamoureux, Baltimore	2010-11 Luke Adam, Portland
1956-57 Bo Elik, Cleveland	1983-84 Claude Verret, Rochester	2011-12 Cory Conacher, Norfolk
1957-58 Bill Sweeney, Providence	1984-85 Steve Thomas, St. Catharines	2012-13 Tyler Toffoli, Manchester
1958-59 Bill Hicke, Rochester	1985-86 Ron Hextall, Hershey (G)	2013-14 Curtis McKenzie, Texas
1959-60 Stan Baluik, Providence	1986-87 Brett Hull, Moncton	2014-15 Matt Murray, W-B/Scranton (G)
1960-61 Chico Maki, Buffalo	1987-88 Mike Richard, Binghamton	2015-16 Mikko Rantanen, San Antonio;
1961-62 Les Binkley, Cleveland (G)	1988-89 Stephan Lebeau, Sherbrooke	Frank Vatrano, Providence (tie)
1962-63 Doug Robinson, Buffalo	1989-90 Donald Audette, Rochester	2016-17 Daniel O'Regan, San Jose
1963-64 Roger Crozier, Pittsburgh (G)	1990-91 Patrick Lebeau, Fredericton	2017-18 Mason Appleton, Manitoba
1964-65 Ray Cullen, Buffalo	1991-92 Felix Potvin, St. John's (G)	2018-19 Alex Barre-Boulet, Syracuse
1965-66 Mike Walton, Rochester	1992-93 Corey Hirsch, Binghamton (G)	2019-20 Josh Norris, Belleville
1966-67 Bob Rivard, Quebec	1993-94 Rene Corbet, Cornwall	2020-21 Riley Damiani, Texas
1967-68 Gerry Desjardins, Cleveland (G)	1994-95 Jim Carey, Portland (G)	2021-22 Jack Quinn, Rochester
1968-69 Ron Ward, Rochester	1995-96 Darcy Tucker, Fredericton	
1969-70 Jude Drouin, Montreal	1996-97 Jaroslav Svejkovsky, Portland	
1970-71 Fred Speck, Baltimore	1997-98 Daniel Briere, Springfield	
1971-72 Terry Caffery, Cleveland	1998-99 Shane Willis, New Haven	
1972-73 Ron Anderson, Boston	1999-2000 Mika Noronen, Rochester (G)	
1973-74 Rick Middleton, Providence	2000-01 Ryan Kraft, Kentucky	
1974-75 Jerry Holland, Providence	2001-02 Tyler Arnason, Norfolk	





Bastien

**ALDEGE "BAZ" BASTIEN MEMORIAL AWARD (OUTSTANDING GOALTENDER)**

The Aldege "Baz" Bastien Memorial Award was adopted by the Board of Governors at the start of the 1983-84 season honoring "Baz" Bastien, who for many years was associated with the American Hockey League. At the time of his death in 1983, Bastien was the general manager of the NHL's Pittsburgh Penguins and alternate governor of the AHL's Baltimore Skipjacks.

The award honors the goaltender adjudged by American Hockey League coaches, players and media to be the best at his position.

**Previous Winners**

1983-84	Brian Ford, Fredericton	1996-97	Jean-Francois Labbe, Hershey	2009-10	Jonathan Bernier, Manchester
1984-85	Jon Casey, Baltimore	1997-98	Scott Langkow, Springfield	2010-11	Brad Thiessen, Wilkes-Barre/Scranton
1985-86	Sam St. Laurent, Maine	1998-99	Martin Biron, Rochester	2011-12	Yann Danis, Oklahoma City
1986-87	Mark Laforest, Adirondack	1999-2000	Martin Brochu, Portland	2012-13	Niklas Svedberg, Providence
1987-88	Wendell Young, Hershey	2000-01	Dwayne Roloson, Worcester	2013-14	Jake Allen, Chicago
1988-89	Randy Exelby, Sherbrooke	2001-02	Martin Prusek, Grand Rapids	2014-15	Matt Murray, Wilkes-Barre/Scranton
1989-90	Jean-Claude Bergeron, Sherbrooke	2002-03	Marc Lamothe, Grand Rapids	2015-16	Peter Budaj, Ontario
1990-91	Mark Laforest, Binghamton	2003-04	Jason LaBarbera, Hartford	2016-17	Troy Grosenick, San Jose
1991-92	Felix Potvin, St. John's	2004-05	Ryan Miller, Rochester	2017-18	Garret Sparks, Toronto
1992-93	Corey Hirsch, Binghamton	2005-06	Dany Sabourin, Wilkes-Barre/Scranton	2018-19	Alex Nedeljkovic, Charlotte
1993-94	Frederic Chabot, Hershey	2006-07	Jason LaBarbera, Manchester	2019-20	Kaapo Kahkonen, Iowa
1994-95	Jim Carey, Portland	2007-08	Michael Leighton, Albany	2020-21	Logan Thompson, Henderson
1995-96	Manny Legace, Springfield	2008-09	Cory Schneider, Manitoba	2021-22	Dustin Wolf, Stockton



Sollenberger

**JOHN B. SOLLENBERGER TROPHY (LEADING SCORER – REGULAR SEASON)**

The John B. Sollenberger Trophy is presented annually to the player who has scored the most points during the regular season.

First named after Wally Kilrea, who originally held the AHL's single season scoring record, it was renamed for Carl Liscombe, who broke Kilrea's record. In 1955, the league's Board of Governors voted to name the trophy after John Sollenberger, a longtime contributor to the AHL as manager and president of the Hershey Bears and former president and chairman of the Board of Governors of the American Hockey League.

**Previous Winners**

1947-48	Carl Liscombe, Providence	1974-75	Doug Gibson, Rochester	2000-01	Derek Armstrong, Hartford
1948-49	Sid Smith, Pittsburgh	1975-76	Jean-Guy Gratton, Hershey	2001-02	Donald MacLean, St. John's
1949-50	Les Douglas, Cleveland	1976-77	Andre Peloffy, Springfield	2002-03	Steve Maltais, Chicago
1950-51	Ab DeMarco, Buffalo	1977-78	Gordie Brooks, Philadelphia;	2003-04	Pavel Rosa, Manchester
1951-52	Ray Powell, Providence		Rick Adduono, Rochester (tie)	2004-05	Jason Spezza, Binghamton
1952-53	Eddie Olson, Cleveland	1978-79	Bernie Johnson, Maine	2005-06	Kirby Law, Houston
1953-54	George Sullivan, Hershey	1979-80	Norm Dube, Nova Scotia	2006-07	Darren Haydar, Chicago
1954-55	Eddie Olson, Cleveland	1980-81	Mark Lofthouse, Hershey	2007-08	Jason Krog, Chicago
1955-56	Zellio Toppazzini, Providence	1981-82	Mike Kaszycki, New Brunswick	2008-09	Alexandre Giroux, Hershey
1956-57	Fred Glover, Cleveland	1982-83	Ross Yates, Binghamton	2009-10	Keith Aucoin, Hershey
1957-58	Willie Marshall, Hershey	1983-84	Claude Larose, Sherbrooke	2010-11	Corey Locke, Binghamton
1958-59	Bill Hicke, Rochester	1984-85	Paul Gardner, Binghamton	2011-12	Chris Bourque, Hershey
1959-60	Fred Glover, Cleveland	1985-86	Paul Gardner, Rochester	2012-13	Brandon Pirri, Rockford
1960-61	Bill Sweeney, Springfield	1986-87	Tim Tookey, Hershey	2013-14	Travis Morin, Texas
1961-62	Bill Sweeney, Springfield	1987-88	Bruce Boudreau, Springfield	2014-15	Brian O'Neill, Manchester
1962-63	Bill Sweeney, Springfield	1988-89	Stephan Lebeau, Sherbrooke	2015-16	Chris Bourque, Hershey
1963-64	Gerry Ehman, Rochester	1989-90	Paul Ysebaert, Utica	2016-17	Kenny Agostino, Chicago
1964-65	Art Stratton, Buffalo	1990-91	Kevin Todd, Utica	2017-18	Chris Terry, Laval
1965-66	Dick Gamble, Rochester	1991-92	Shaun Van Allen, Cape Breton	2018-19	Carter Verhaeghe, Syracuse
1966-67	Gordon Labossiere, Quebec	1992-93	Don Biggs, Binghamton	2019-20	Sam Anas, Iowa
1967-68	Simon Nolet, Quebec	1993-94	Tim Taylor, Adirondack	2020-21	Andrew Poturalski, San Diego
1968-69	Jeannot Gilbert, Hershey	1994-95	Peter White, Cape Breton	2021-22	Andrew Poturalski, Chicago
1969-70	Jude Drouin, Montreal	1995-96	Brad Smyth, Carolina		
1970-71	Fred Speck, Baltimore	1996-97	Peter White, Philadelphia		
1971-72	Don Blackburn, Providence	1997-98	Peter White, Philadelphia		
1972-73	Yvon Lambert, Nova Scotia	1998-99	Domenic Pittis, Rochester		
1973-74	Steve West, New Haven	1999-2000	Christian Matte, Hershey		





**Marshall**

**WILLIE MARSHALL AWARD (LEADING GOAL SCORER)**

This award was established by the AHL Board of Governors during the 2003-04 season to honor Willie Marshall, the American Hockey League's all-time leader in goals, assists, points and games played and a member of the inaugural class of inductees into the AHL Hall of Fame.

It is presented annually to the player who scores the most goals during the AHL regular season.

**Previous Winners**

2003-04	Jeff Hamilton, Bridgeport	2009-10	Alexandre Giroux, Hershey	2016-17	Wade Megan, Chicago
2004-05	Mike Cammalleri, Manchester	2010-11	Colin McDonald, Oklahoma City	2017-18	Valentin Zykov, Charlotte
2005-06	Donald MacLean, Grand Rapids;	2011-12	Cory Conacher, Norfolk	2018-19	Carter Verhaeghe, Syracuse;
	Denis Hamel, Binghamton (tie)	2012-13	Tyler Johnson, Syracuse		Alex Barre-Boulet, Syracuse (tie)
2006-07	Brett Sterling, Chicago	2013-14	Zach Boychuk, Charlotte	2019-20	Gerry Mayhew, Iowa
2007-08	Jason Krog, Chicago	2014-15	Teemu Pulkkinen, Grand Rapids	2020-21	Cooper Marody, Bakersfield
2008-09	Alexandre Giroux, Hershey	2015-16	Frank Vatrano, Providence	2021-22	Stefan Noesen, Chicago



**Holmes**

**HARRY "HAP" HOLMES MEMORIAL AWARD (OUTSTANDING TEAM GOALTENDER(S))**

Named after Harry "Hap" Holmes, a prominent figure in early professional hockey and outstanding goaltender of his era, this award is presented in recognition of outstanding goaltending.

From 1948 to 1971, the award was presented to the goaltender with the lowest goals-against average who appeared in at least 50% of regular season games. Since 1972, the award has honored the team with the lowest goals-against average, providing each goaltender appeared in a minimum of 25 regular season games.

**Previous Winners**

1947-48	Baz Bastien, Pittsburgh	1986-87	Vincent Riendeau, Sherbrooke
1948-49	Baz Bastien, Pittsburgh	1987-88	Vincent Riendeau and Jocelyn Perreault, Sherbrooke
1949-50	Connie Dion, Buffalo	1988-89	Randy Exelby and Francois Gravel, Sherbrooke
1950-51	Gil Mayer, Pittsburgh	1989-90	Jean-Claude Bergeron and Andre Racicot, Sherbrooke
1951-52	Johnny Bower, Cleveland	1990-91	David Littman and Darcy Wakaluk, Rochester
1952-53	Gil Mayer, Pittsburgh	1991-92	David Littman, Rochester
1953-54	Gil Mayer, Pittsburgh	1992-93	Corey Hirsch and Boris Rousson, Binghamton
1954-55	Gil Mayer, Pittsburgh	1993-94	Byron Dafoe and Olaf Kolzig, Portland
1955-56	Gil Mayer, Pittsburgh	1994-95	Mike Dunham and Corey Schwab, Albany
1956-57	Johnny Bower, Providence	1995-96	Manny Legace and Scott Langkow, Springfield
1957-58	Johnny Bower, Cleveland	1996-97	Jean-Francois Labbe, Hershey
1958-59	Bobby Perreault, Hershey	1997-98	Tyler Moss and Jean-Sebastien Giguere, Saint John
1959-60	Ed Chadwick, Rochester	1998-99	Martin Biron and Tom Draper, Rochester
1960-61	Marcel Paille, Springfield	1999-2000	Milan Hnilicka and Jean-Francois Labbe, Hartford
1961-62	Marcel Paille, Springfield	2000-01	Mika Noronen and Tom Askey, Rochester
1962-63	Denis DeJordy, Buffalo	2001-02	Martin Prusek, Simon Lajeunesse and Mathieu Chouinard, Grand Rapids
1963-64	Roger Crozier, Pittsburgh	2002-03	Marc Lamothe and Joey MacDonald, Grand Rapids
1964-65	Gerry Cheevers, Rochester	2003-04	Wade Dubielewicz and Dieter Kochan, Bridgeport
1965-66	Les Binkley, Cleveland	2004-05	Jason LaBarbera and Steve Valiquette, Hartford
1966-67	Andre Gill, Hershey	2005-06	Dany Sabourin, Wilkes-Barre/Scranton
1967-68	Bobby Perreault, Rochester	2006-07	Jason LaBarbera, Manchester
1968-69	Gilles Villemure, Buffalo	2007-08	Nolan Schaefer and Barry Brust, Houston
1969-70	Gilles Villemure, Buffalo	2008-09	Cory Schneider, Manitoba
1970-71	Gary Kurt, Cleveland	2009-10	Cedrick Desjardins and Curtis Sanford, Hamilton
1971-72	Dan Bouchard and Ross Brooks, Boston	2010-11	Brad Thiessen and John Curry, Wilkes-Barre/Scranton
1972-73	Michel Larocque and Michel Deguise, Nova Scotia	2011-12	Ben Scrivens, Toronto
1973-74	Jim Shaw and Dave Elenbaas, Nova Scotia	2012-13	Jeff Zatkoff and Brad Thiessen, Wilkes-Barre/Scranton
1974-75	Ed Walsh and Dave Elenbaas, Nova Scotia	2013-14	Jeff Deslauriers and Eric Hartzell, Wilkes-Barre/Scranton
1975-76	Ed Walsh and Dave Elenbaas, Nova Scotia	2014-15	Matt Murray and Jeff Zatkoff, Wilkes-Barre/Scranton
1976-77	Ed Walsh and Dave Elenbaas, Nova Scotia	2015-16	Peter Budaj, Ontario
1977-78	Bob Holland and Maurice Barrett, Nova Scotia	2016-17	Tristan Jarry and Casey DeSmith, Wilkes-Barre/Scranton
1978-79	Robbie Moore and Pete Peeters, Maine	2017-18	Garret Sparks and Calvin Pickard, Toronto
1979-80	Robbie Moore and Rick St. Croix, Maine	2018-19	Eddie Pasquale, Syracuse
1980-81	Robbie Moore and Pelle Lindbergh, Maine	2019-20	Troy Grosenick and Connor Ingram, Milwaukee
1981-82	Bob Janecyk and Warren Skorodenski, New Brunswick	2020-21	Pheonix Copley and Zach Fucale, Hershey
1982-83	Brian Ford and Clint Malarchuk, Fredericton	2021-22	Alex Lyon, Chicago
1983-84	Brian Ford, Fredericton		
1984-85	Jon Casey, Baltimore		
1985-86	Sam St. Laurent and Karl Friesen, Maine		







**Pieri**

**LOUIS A. R. PIERI MEMORIAL AWARD (OUTSTANDING COACH)**

This award, instituted during the 1967-68 season and voted upon by AHL coaches and members of the league media, honors the outstanding head coach in the AHL.

The award is named for the late Louis A. R. Pieri, a long-time contributor to the American Hockey League as owner of the Providence Reds and member of the AHL Hall of Fame.

**Previous Winners**

1967-68	Vic Stasiuk, Quebec	1987-88	John Paddock, Hershey;	2005-06	Kevin Dineen, Portland
1968-69	Frank Mathers, Hershey		Mike Milbury, Maine (tie)	2006-07	Mike Haviland, Norfolk
1969-70	Fred Shero, Buffalo	1988-89	Tom McVie, Utica	2007-08	Scott Gordon, Providence
1970-71	Terry Reardon, Baltimore	1989-90	Jim Roberts, Springfield	2008-09	Scott Arniel, Manitoba
1971-72	Al MacNeil, Nova Scotia	1990-91	Don Lever, Rochester	2009-10	Guy Boucher, Hamilton
1972-73	Floyd Smith, Cincinnati	1991-92	Doug Carpenter, New Haven	2010-11	John Hynes, Wilkes-Barre/Scranton
1973-74	Don Cherry, Rochester	1992-93	Marc Crawford, St. John's	2011-12	Jon Cooper, Norfolk
1974-75	John Muckler, Providence	1993-94	Barry Trotz, Portland	2012-13	Willie Desjardins, Texas
1975-76	Chuck Hamilton, Hershey	1994-95	Robbie Ftorek, Albany	2013-14	Jeff Blashill, Grand Rapids
1976-77	Al MacNeil, Nova Scotia	1995-96	Robbie Ftorek, Albany	2014-15	Mike Stothers, Manchester
1977-78	Bob McCammon, Maine	1996-97	Greg Gilbert, Worcester	2015-16	Rick Kowalsky, Albany
1978-79	Parker MacDonald, New Haven	1997-98	Bill Stewart, Saint John	2016-17	Roy Sommer, San Jose
1979-80	Doug Gibson, Hershey	1998-99	Peter Laviolette, Providence	2017-18	Pascal Vincent, Manitoba
1980-81	Bob McCammon, Maine	1999-2000	Glen Hanlon, Portland	2018-19	Mike Vellucci, Charlotte
1981-82	Larry Kish, Binghamton	2000-01	Don Granato, Worcester	2019-20	Karl Taylor, Milwaukee
1982-83	Jacques Demers, Fredericton	2001-02	Bruce Cassidy, Grand Rapids	2020-21	Spencer Carbery, Hershey
1983-84	Gene Ubriaco, Baltimore	2002-03	Claude Julien and Geoff Ward,	2021-22	Mitch Love, Stockton
1984-85	Bill Dineen, Adirondack		Hamilton		
1985-86	Bill Dineen, Adirondack	2003-04	Claude Noel, Milwaukee		
1986-87	Larry Pleau, Binghamton	2004-05	Randy Cunneynworth, Rochester		



**Hunt**


**FRED T. HUNT MEMORIAL AWARD (SPORTSMANSHIP, DETERMINATION, DEDICATION TO HOCKEY)**

The Hunt Award, instituted by the Board of Governors during the 1977-78 season, is voted upon by coaches, players and media members around the AHL and honors the player best exemplifying the qualities demonstrated by Fred Hunt: sportsmanship, determination and dedication to hockey.

Mr. Hunt served as a player, coach, general manager and governor in the AHL, earning five Calder Cup championships with the Buffalo Bisons and a sixth with the Cincinnati Swords.

**Previous Winners**

1977-78	Blake Dunlop, Maine	1993-94	Jim Nesich, Cape Breton	2008-09	Ajay Baines, Iowa
1978-79	Bernie Johnston, Maine	1994-95	Steve Larouche, Prince Edward Island	2009-10	Casey Borer, Albany
1979-80	Norrm Dube, Nova Scotia	1995-96	Ken Gernander, Binghamton	2010-11	Bryan Helmer, Oklahoma City
1980-81	Tony Cassolato, Hershey	1996-97	Steve Passmore, Hamilton	2011-12	Chris Minard, Grand Rapids
1981-82	Mike Kaszycki, New Brunswick	1997-98	Craig Charron, Rochester	2012-13	Brandon Davidson, Oklahoma City
1982-83	Ross Yates, Binghamton	1998-99	Mitch Lamoureux, Hershey	2013-14	Jake Dowell, Iowa
1983-84	Claude Larose, Sherbrooke	1999-2000	Randy Cunneynworth, Rochester	2014-15	Jeff Hoggan, Grand Rapids
1984-85	Paul Gardner, Binghamton	2000-01	Kent Hulst, Portland/Providence	2015-16	Tom Kostopoulos, W-B/Scranton
1985-86	Steve Tsujiura, Maine	2001-02	Nathan Dempsey, St. John's	2016-17	Craig Cunningham, Tucson
1986-87	Glenn Merkosky, Adirondack	2002-03	Chris Ferraro, Portland;	2017-18	Bracken Kearns, Binghamton
1987-88	Bruce Boudreau, Springfield		Eric Healey, Manchester (co-winners)	2018-19	Brett Sutter, Ontario
1988-89	Murray Eaves, Adirondack	2003-04	Ken Gernander, Hartford	2019-20	John McCarthy, San Jose
1989-90	Murray Eaves, Adirondack	2004-05	Chris Taylor, Rochester	2020-21	Cal O'Reilly, Lehigh Valley
1990-91	Glenn Merkosky, Adirondack	2005-06	Mark Cullen, Norfolk	2021-22	Sam Anas, Springfield
1991-92	John Anderson, New Haven	2006-07	Mike Keane, Manitoba		
1992-93	Tim Tookey, Hershey	2007-08	Jordan Sigalet, Providence		



**Butterfield**

**JACK A. BUTTERFIELD TROPHY (PLAYOFF MVP)**


The Jack A. Butterfield Trophy, named after the former President and Treasurer of the American Hockey League, honors the Most Valuable Player in the Calder Cup Playoffs as voted by the coaches.

Mr. Butterfield served the longest tenure of any AHL President (28 years, 1966-94), and is an honored member of both the AHL Hall of Fame and the Hockey Hall of Fame.

**Previous Winners**

1983-84	Bud Stefanski, Maine	1996-97	Mike McHugh, Hershey	2010-11	Robin Lehner, Binghamton (G)
1984-85	Brian Skrudland, Sherbrooke	1997-98	Mike Maneluk, Philadelphia	2011-12	Alexandre Picard, Norfolk
1985-86	Tim Tookey, Hershey	1998-99	Peter Ferraro, Providence	2012-13	Tomas Tatar, Grand Rapids
1986-87	Dave Fenyyes, Rochester	1999-2000	Derek Armstrong, Hartford	2013-14	Travis Morin, Texas
1987-88	Wendell Young, Hershey (G)	2000-01	Steve Begin, Saint John	2014-15	Jordan Weal, Manchester
1988-89	Sam St. Laurent, Adirondack (G)	2001-02	Pasi Nurminen, Chicago (G)	2015-16	Oliver Bjorkstrand, Lake Erie
1989-90	Jeff Hackett, Springfield (G)	2002-03	Johan Holmqvist, Houston (G)	2016-17	Tyler Bertuzzi, Grand Rapids
1990-91	Kay Whitmore, Springfield (G)	2003-04	Wade Flaherty, Milwaukee (G)	2017-18	Andreas Johnsson, Toronto
1991-92	Allan Bester, Adirondack (G)	2004-05	Antero Niittymaki, Philadelphia (G)	2018-19	Andrew Poturalski, Charlotte
1992-93	Bill McDougall, Cape Breton	2005-06	Frederic Cassivi, Hershey (G)	2019-20	not awarded
1993-94	Olaf Kolzig, Portland (G)	2006-07	Carey Price, Hamilton (G)	2020-21	not awarded
1994-95	Corey Schwab, Albany (G);	2007-08	Jason Krog, Chicago	2021-22	Josh Leivo, Chicago
	Mike Dunham, Albany(G)(co-winners)	2008-09	Michal Neuvirth, Hershey (G)		
1995-96	Dixon Ward, Rochester	2009-10	Chris Bourque, Hershey		





**Dupré**

**YANICK DUPRÉ MEMORIAL AWARD (AHL PERSON OF THE YEAR)**

This award was established by the AHL to honor former Hershey Bears player Yanick Dupré, who lost a courageous battle with leukemia in 1997. Selected by the league president from nominations by the member clubs, the winner of this award best represents the spirit of Yanick Dupré with his involvement in the community.

**Previous Winners**

1997-98	John Jakopin, New Haven	2007-08	Denis Hamel, Binghamton	2017-18	Scotter Vaughan, Chicago
1998-99	Brent Thompson, Hartford	2008-09	Brandon Rogers, Houston	2018-19	Landon Ferraro, Iowa
1999-2000	Mike Minard, Hamilton	2009-10	Josh Tordjman, San Antonio	2019-20	Troy Grosenick, Milwaukee
2000-01	Mike Minard, St. John's	2010-11	Cody Bass, Binghamton	2020-21	AHL athletic trainers
2001-02	Travis Roche, Houston	2011-12	Nick Petrecki, Worcester	2021-22	Dakota Mermis, Iowa
2002-03	Jimmy Roy, Manitoba	2012-13	Mike Zigomanis, Toronto		
2003-04	Kurtis Foster, Chicago	2013-14	Eric Neilson, Syracuse		
2004-05	Duncan Milroy, Hamilton	2014-15	Kyle Hagel, Charlotte		
2005-06	Mitch Fritz, Springfield	2015-16	Ryan Carpenter, San Jose		
2006-07	Matt Carkner, W-B/Scranton	2016-17	A.J. Greer, San Antonio		



**Hendy**

**JAMES C. HENDY MEMORIAL AWARD (OUTSTANDING EXECUTIVE)**

The award is named to honor James C. Hendy, a long time contributor to the AHL and the General Manager of the Cleveland Barons until his death in 1961. This award is presented yearly to the executive who has made the most outstanding contribution to the American Hockey League.

**Previous Winners (\*awarded posthumously)**

1961-62	James G. Balmer, AHL	1992-93	Robert W. Clarke, AHL
1962-63	C. Stafford Smythe, Toronto Maple Leafs	1993-94	Tom Ebright, Portland
1963-64	James H. Ellery*	1994-95	Doug Burch, Albany
1964-65	Robert Martineau*	1995-96	Steve Donner, Rochester
1965-66	Jack Riley, AHL	1996-97	Jay Feaster, Hershey
1966-67	Louis A.R. Pieri*	1997-98	Frank Miceli, Philadelphia
1967-68	John B. Sollenberger*	1998-99	Jody Gage, Rochester
1968-69	Lloyd S. Blinco, Hershey	1999-2000	Doug Yingst, Hershey
1969-70	Edward Shore, Springfield	2000-01	Stew MacDonald, Saint John
1970-71	Jack A. Butterfield, AHL	2001-02	Glenn Stanford, St. John's
1971-72	Robert W. Clarke, Rochester	2002-03	Jeff Barrett, Wilkes-Barre/Scranton
1972-73	Richard F. Canning, AHL	2003-04	Jeff Eisenberg, Manchester
1973-74	Arthur Whiteman, Hershey	2004-05	Mark Chipman, Manitoba
1974-75	Fred T. Hunt, Buffalo Sabres	2005-06	Doug Yingst, Hershey
1975-76	Macgregor Kilpatrick, New Haven	2006-07	Jon Greenberg, Milwaukee
1976-77	Frank Mathers, Hershey	2007-08	Mark Bernard, Rockford
1977-78	Sam Pollock, Nova Scotia	2008-09	Craig Heisinger, Manitoba
1978-79	Harry Sinden, Boston Bruins	2009-10	Howard Dolgon, Syracuse
1979-80	Ned Harkness, Adirondack	2010-11	Michael A. Mudd, Worcester
1980-81	Ed Anderson, Maine	2011-12	Glenn Stanford, St. John's
1981-82	Roy Mlakar, New Haven	2012-13	Mike Gordon, Chicago
1982-83	George Bergantz, Rochester	2013-14	Robert Esche, Utica; Gordon Kaye, Rockford (co-winners)
1983-84	Jack A. Butterfield, AHL	2014-15	Vance Lederman, Syracuse
1984-85	John Haas, Baltimore	2015-16	Tera Black, Charlotte
1985-86	George Guilbault, Sherbrooke	2016-17	Jim Brooks and Rob Brooks, Lehigh Valley
1986-87	Joel Schiavone, New Haven	2017-18	Tim Gortsema, Grand Rapids
1987-88	Tom Mitchell, Binghamton	2018-19	Nathan Costa, Springfield
1988-89	Bruce Landon, Springfield	2019-20	Frank Miceli, San Antonio
1989-90	David Andrews, Cape Breton	2020-21	Melissa Caruso, AHL
1990-91	Frank Mathers, Hershey	2021-22	Jon Greenberg, Milwaukee
1991-92	Gordon Anziano, AHL; Pat Hickey, New Haven (co-winners)		



**Ebright**

**THOMAS EBRIGHT AWARD (OUTSTANDING CONTRIBUTIONS TO THE AHL)**

Presented annually for outstanding career contributions to the AHL, this award honors Thomas Ebright, the former owner of the Portland Pirates and Baltimore Skipjacks. A longtime member of the Board of Governors until his death in 1997, Mr. Ebright was a key member in the shaping of the AHL.

**Previous Winners**

1997-98	Jack Butterfield	2006-07	Frank Miceli	2016-17	Craig Heisinger
1998-99	Gordon Anziano	2007-08	Doug Yingst	2017-18	Wendell Young
1999-2000	Bryan Lewis	2008-09	Jim Mill	2018-19	Todd Frederickson
2000-01	Bill Torrey	2009-10	Tom Mitchell	2019-20	David Andrews
2001-02	Bruce Landon	2010-11	Mark Chipman	2020-21	Jon Gustafson
2002-03	Bill Watters	2011-12	Lyman G. Bullard Jr.	2021-22	Kevin McDonald
2003-04	Roy Boe; Jack Kelley (co-winners)	2012-13	Jeff Barrett		
2004-05	Glenn Stanford	2013-14	Howard Dolgon		
2005-06	Al Coates	2014-15	Michael Andlauer		
		2015-16	Jim Schoenfeld		





**Condon**

**MICHAEL CONDON MEMORIAL AWARD (OUTSTANDING CONTRIBUTIONS, ON-ICE OFFICIAL)**

The Michael Condon Memorial Award, instituted in 2002, honors an AHL on-ice official for his outstanding service to the league. It is named for veteran AHL linesman Mike Condon, who passed away suddenly during the 2001-02 season.

**Previous Winners**

2001-02	Jim Doyle	2008-09	Al Stensland	2015-16	Joe Ross
2002-03	Marty Demers	2009-10	David Butova	2016-17	Kevin Hastings
2003-04	Dan Murphy	2010-11	Brian Lemon	2017-18	Frank Murphy
2004-05	Matt Dunne	2011-12	Bob Paquette	2018-19	Fred Hudy, Carl Sasyn (co-winners)
2005-06	Luke Galvin	2012-13	Bob Goodman	2019-20	Peter Feola
2006-07	Leo Boylan	2013-14	Jim Vail	2020-21	Tim Mayer
2007-08	Terry Koharski	2014-15	Mike Emanatian	2021-22	Brent Colby



**McKenzie**

**KEN MCKENZIE AWARD (OUTSTANDING EXECUTIVE – PR & MARKETING)**

The Ken McKenzie Award, instituted during the 1977-78 season, is named for the co-founder and long-time president and publisher of *The Hockey News*. Recognizing the important role played by team management in building a successful franchise, the award honors the individual who accomplished the most during the season in promoting his or her AHL team.

**Previous Winners**

1977-78	Mike Emrick, Maine	1993-94	Jeremy Duncan, Albany	2008-09	Courtney Mahoney, Chicago
1978-79	Roy Mlakar, New Haven	1994-95	Tim Kuhl, Syracuse	2009-10	Jim Sarosy, Syracuse
1979-80	Bruce Landon, Springfield	1995-96	Tim Kuhl, Syracuse	2010-11	Mike Cosentino, Toronto
1980-81	Brent I. Hancock, Hershey	1996-97	Glenn Stanford, St. John's;	2011-12	Mike Lappan, Charlotte
1981-82	Rick Peckham, Rochester		Carole Appleton, Springfield (co-winners)	2012-13	Rob Mallowney, St. John's
1982-83	Mike Doyle, Fredericton	1997-98	Chris Palin, Rochester	2013-14	Charlie Larson, Milwaukee
1983-84	David Strader, Adirondack	1998-99	Cary Kaplan, Hamilton	2014-15	Brian Coe, Wilkes-Barre/Scranton
1984-85	Dale Arnold, Maine	1999-2000	Brian Magness, W-B/Scranton;	2015-16	Mike Peck, Rockford
1985-86	Randy Scott, Rochester		Rich Hixon, W-B/Scranton (co-winners)	2016-17	Marc Lira, Toronto
1986-87	Larry Haley, Moncton	2000-01	Dave Cieslinski, Rochester	2017-18	Pam Frasco, Cleveland
1987-88	Doug Yingst, Hershey	2001-02	Jim Sarosy, Syracuse	2018-19	Paul Branecky, Charlotte
1988-89	John Forslund, Springfield	2002-03	Don Helbig, Cincinnati	2019-20	Allie Brown, Iowa
1989-90	Don Ostrom, Adirondack	2003-04	Chris Schwartz, St. John's	2020-21	Zack Fisch, Hershey
1990-91	Jan MacDonald, New Haven	2004-05	Brian Lewis, Hamilton	2021-22	Gavin Riches, Colorado
1991-92	Russ Newton, Fredericton	2005-06	Mike Wojciechowski, Milwaukee		
1992-93	Catherine Galea, Hamilton;	2006-07	Randy Cleves, Grand Rapids		
	Jason Siegel, Binghamton (co-winners)	2007-08	Norva Riddell, Manitoba		



**PRESIDENT'S AWARDS (TEAM/PLAYER EXCELLENCE)**

The President's Awards were established in 2009 to recognize an AHL organization for excellence in all areas off the ice, and an AHL player in recognition of his outstanding accomplishments in the past year.

**Previous Winners (Team)**

2008-09	Manitoba Moose
2009-10	Chicago Wolves
2010-11	San Antonio Rampage
2011-12	Providence Bruins
2012-13	Toronto Marlies
2013-14	St. John's IceCaps
2014-15	Utica Comets
2015-16	Lake Erie Monsters; San Diego Gulls
2016-17	San Diego Gulls
2017-18	Toronto Marlies
2018-19	Iowa Wild
2019-20	Charlotte Checkers
2020-21	not awarded
2021-22	Springfield Thunderbirds

**Previous Winners (Player)**

2008-09	Alexandre Giroux, Hershey
2009-10	P.K. Subban, Hamilton
2010-11	Bryan Helmer, Oklahoma City
2011-12	Cory Conacher, Norfolk
2012-13	Tyler Johnson, Syracuse
2013-14	Travis Morin, Texas
2014-15	Brian O'Neill, Manchester
2015-16	Michael Leighton, Rockford
2016-17	not awarded
2017-18	Mike McKenna, Texas
2018-19	Andrew Poturalski, Charlotte
2019-20	not awarded
2020-21	not awarded
2021-22	Stefan Noesen, Chicago



**Ellery**

**JAMES H. ELLERY MEMORIAL AWARD (OUTSTANDING MEDIA)**

The James H. Ellery Memorial Award is presented to an individual or organization for outstanding media coverage of the American Hockey League.

The award honors the late Jim Ellery, who served as league secretary and publicity director for the AHL for 17 years until his death in 1964.

**Previous Winners**

- 1964-65 Charley Barton, Buffalo
- 1965-66 Hans Tanner, Rochester
- 1966-67 Roland Sabourin, Quebec
- 1967-68 Jim West, Baltimore
- 1968-69 John Travers, Hershey
- 1969-70 Les Sterns, Springfield
- 1970-71 W.W. "Tiny" Parry, Hershey
- 1971-72 Al Fischer, Baltimore
- 1972-73 Jerry Lindquist, Richmond
- 1973-74 George Taylor, Baltimore
- 1974-75 Ron Rohmer, New Haven
- 1975-76 Clayton Campbell, Nova Scotia (newspaper); Arnie Paterson, Nova Scotia (radio); Dick Galiette, New Haven (TV)
- 1976-77 Steve Summers and Bruce Whitman, Hershey (newspaper); Leo Macisaac, Nova Scotia (radio); Rich Funke, Rochester (TV)
- 1977-78 Brian Thayer, Maine (newspaper); Al Kalter, Binghamton (radio); Tim Melton, Hershey (TV, co-winner); Frank Fixaris, Maine (TV, co-winner)
- 1978-79 Eddie St. Pierre, Moncton (newspaper); Arnie Patterson, Nova Scotia (radio); Jack O'Neil, Springfield (TV)
- 1979-80 Paul Marslano, New Haven (newspaper); Bill Brady, Springfield (radio); Dale Darling, Maine (TV)
- 1980-81 Rick Wheeler, Rochester (newspaper); Russ Small, Hershey (radio); Simeon Smith, Rochester (TV)
- 1981-82 Barry Meisel, Binghamton (newspaper); Dave Morrell, Fredericton (radio); John Logan, Moncton (TV)
- 1982-83 Mike Kane, Adirondack (newspaper); Phil Wood, Baltimore (radio); Tom Gagnon, Rochester (TV)
- 1983-84 Jack Gatecliff, St. Catharines (newspaper); Tom George, Rochester (radio); Vince Bagli, Baltimore (TV)
- 1984-85 Jerry Crasnick, Maine (newspaper); Roger Neel, Binghamton (radio); Phil Smith, Rochester (TV)
- 1985-86 Jerry Crasnick, Maine (newspaper); Jim Gagliardi, Adirondack (radio); Rich Funke, Rochester (TV)
- 1986-87 Joel Jacobson, Nova Scotia (newspaper); Dave Morrell, Fredericton (radio); Arnold Klinsky, Rochester (TV)
- 1987-88 Mike Kane, Adirondack (newspaper); Jeff Rimer, Baltimore (radio); Frank Chiano, Rochester (TV)
- 1988-89 Paul Abramowitz, Maine (newspaper); Pat Connolly, Cape Breton (radio); Brian Lambert, Springfield (TV)
- 1989-90 Mike Kane, Adirondack (newspaper); Ron Rohmer, New Haven (radio); Pyman Productions (TV)
- 1990-91 Bob Dittmeier, Adirondack/Capital District (newspaper); Bob Matthews, Rochester (radio); Jimmy Young and Tom Caron, Maine (TV)
- 1991-92 Jim Jackson, Baltimore (newspaper); Dave Leblanc, Cape Breton (radio); Ken Harris, Binghamton (TV)
- 1992-93 Kevin Oklobzija, Rochester (newspaper); John Colletto, Providence (radio); Pyman Productions (TV)
- 1993-94 Dan Sernoffsky, Hershey (newspaper); Don Stevens, Rochester (radio); Cable Atlantic, St. John's (TV)
- 1994-95 Bill Hunt, Fredericton (newspaper); John Colletto, Providence (radio); Adam Benigni, Syracuse (TV)
- 1995-96 Kevin Oklobzija, Rochester (newspaper); Seth Everett, Syracuse (radio); Tom Caron, NESN (TV)
- 1996-97 Lindsay Kramer, Syracuse (newspaper); Aaron Kennedy, Saint John (radio); Jim Ogle, Kentucky (TV)
- 1997-98 Brendan McCarthy, St. John's (newspaper, co-winner); Bill Ballou, Worcester (newspaper, co-winner); Lance McAllister, Cincinnati (radio); Rich Coppola, Hartford/New Haven (TV)
- 1998-99 Phil Janack, Albany (newspaper); Tim Woodburn, Kentucky (radio); Cable Atlantic, St. John's (TV)
- 1999-2000 Dave Sottile, Hershey (newspaper); Greg Waddell, Cincinnati (radio); WBRE-TV 28, W-B/Scranton (TV)
- 2000-01 Tris Wykes, Norfolk (newspaper); Bob Crawford, Hartford (radio); Fox SportsNet Pittsburgh (TV)
- 2001-02 Garry McKay, Hamilton (newspaper); Tom Grace, W-B/Scranton (radio); WOOD-TV 8, Grand Rapids (TV)
- 2002-03 Joe Conklin, Grand Rapids (newspaper); Dave Ahlers, Portland (radio); Rogers Sportsnet (TV)
- 2003-04 Mike Fornabaio, Bridgeport (newspaper); John Walton, Hershey (radio); Chicago Wolves/Comcast (TV)
- 2004-05 Jonathan Bombulie, W-B/Scranton (newspaper); Derek Wills, Hamilton (radio); Brendan O'Reilly, Binghamton (TV)
- 2005-06 Phil Janack, Albany (newspaper); Kelly Moore, Manitoba (radio); Gregg Mace, Hershey (TV)
- 2006-07 Bill Ballou, Worcester (newspaper); John Bartlett, Toronto (radio); Mark Giangreco, Chicago (TV)
- 2007-08 Lindsay Kramer, Syracuse (newspaper); Ken Cail, Manchester (radio); Tim Doty, Grand Rapids (TV)
- 2008-09 Winnipeg Free Press (newspaper); Home Ice XM 204 (radio); Kevin Shea, Worcester (TV)
- 2009-10 Pete Dougherty, Albany (newspaper); Bob Kaser, Grand Rapids (radio); Tony Zarrella, Lake Erie (TV)
- 2010-11 Tim Leone, Hershey (newspaper); Grady Whittenburg, Binghamton (radio); Jamie Staton, Manchester (TV)
- 2011-12 Dave Eminian, Peoria (newspaper); Pete Michaud, Norfolk (radio); Aaron LaFontaine, Toronto (TV)
- 2012-13 St. John's Telegram (newspaper); Don Stevens, Rochester (radio); Sportsnet (TV)
- 2013-14 Dan Weiss, San Antonio
- 2014-15 Brendan Burke, Utica
- 2015-16 Patrick Williams, NHL.com/Sportsnet.ca
- 2016-17 Service Electric 2 Sports, Lehigh Valley
- 2017-18 Ben Birnell, Utica
- 2018-19 Mike Griffith, Bakersfield
- 2019-20 Larry Figurski, Grand Rapids
- 2020-21 Tony Brown, Cleveland
- 2021-22 Scott Leber, Rockford



**2021-22 WEEKLY/MONTHLY AWARDS**

Throughout the 2021-22 regular season, the American Hockey League recognized outstanding performances with the **AHL Player of the Week**, the **AHL Rookie of the Month**, the **AHL Goaltender of the Month** and the **AHL Player of the Month** awards.

**2021-22 AHL PLAYER OF THE WEEK**

WK END	PLAYER	TEAM
Oct. 17	Jimmy Huntington	Syracuse Crunch
Oct. 24	Scott Perunovich	Springfield Thunderbirds
Oct. 31	Andrew Poturalski	Chicago Wolves
Nov. 7	Martin Frk	Ontario Reign
Nov. 14	Ukko-Pekka Luukkonen	Rochester Americans
Nov. 21	Brendan Gaunce	Cleveland Monsters
Nov. 28	Brayden Tracy	San Diego Gulls
Dec. 5	Connor Mackey	Stockton Heat
Dec. 12	Andrew Poturalski	Chicago Wolves
Dec. 19	Chase Priskie	Charlotte Checkers
Dec. 26	none selected	
Jan. 2	JJ Peterka	Rochester Americans
Jan. 9	Lukas Reichel	Rockford IceHogs
Jan. 16	Filip Král	Toronto Marlies
Jan. 23	Rocco Grimaldi	Milwaukee Admirals
Jan. 30	Connor Ingram	Milwaukee Admirals
Feb. 6	Michael Carcone	Tucson Roadrunners
Feb. 13	Jack Rathbone	Abbotsford Canucks
Feb. 20	Stefan Noesen	Chicago Wolves
Feb. 27	Lukas Dostal	San Diego Gulls
Mar. 6	John Leonard	San Jose Barracuda
Mar. 13	Owen Tippett	Charlotte Checkers
Mar. 20	Jakob Pelletier	Stockton Heat
Mar. 27	Alex Limoges	San Diego Gulls
Apr. 3	A.J. Greer	Utica Comets
Apr. 10	Zane McIntyre	Iowa Wild
Apr. 17	Brandon Bussi	Providence Bruins
Apr. 24	Matt Murray	Texas Stars
May 1	Nicholas Jones	Manitoba Moose

**2021-22 AHL ROOKIE OF THE MONTH**

MONTH	PLAYER	TEAM
October	Jack Quinn	Rochester Americans
November	Matias Maccelli	Tucson Roadrunners
December	Cole Schwindt	Charlotte Checkers
January	Alexander Holtz	Utica Comets
February	Matias Maccelli	Tucson Roadrunners
March	Pyotr Kochetkov	Chicago Wolves
April	Jonatan Berggren	Grand Rapids Griffins

**2021-22 AHL GOALTENDER OF THE MONTH**

MONTH	PLAYER	TEAM
October	Filip Lindberg	Wilkes-Barre/Scranton Penguins
November	Justus Annunen	Colorado Eagles
December	Dustin Wolf	Stockton Heat
January	Jakub Skarek	Bridgeport Islanders
February	Kevin Poulin	Laval Rocket
March	Joey Daccord	Charlotte Checkers
April	Max Lagace	Syracuse Crunch

**2021-22 AHL PLAYER OF THE MONTH**

MONTH	PLAYER	TEAM
October	Andrew Poturalski	Chicago Wolves
November	Martin Frk	Ontario Reign
December	Josh Leivo	Chicago Wolves
January	Seth Griffith	Bakersfield Condors
February	Sheldon Dries	Abbotsford Canucks
March	Arttu Ruotsalainen	Rochester Americans
April	Riley Barber	Grand Rapids Griffins

# AHL ALL-STAR TEAMS

From the 1937-38 season through 1944-45, AHL All-Star teams and coaches were selected in a league-wide poll of players. Starting with the 1945-46 season, All-Star teams were selected solely by the media. Beginning in 1996-97, an AHL All-Rookie Team was selected as well.

From 1972-2007, two ballots, one representing the media and one representing the vote of the players, were submitted by each AHL city and weighed equally. Since 2007-08, a third ballot, representing AHL coaches from each city, has also been submitted. In 2020-21, due to the pandemic-shortened season, an All-Star Team was selected for each of the league's five divisions.

## 1937-38

<b>First Team</b>		
Frank Brimsek	PRO	Goal
Chuck Shannon	SYR	Defense
Larry Molyneaux	PHI	Defense
Lorne Duguid	CLE	Left Wing
Alex "Bud" Cook	CLE	Center
Chuck Mason	PHI	Right Wing
<b>Second Team</b>		
Moe Roberts	CLE	Goal
Jeff Kalbfleisch	PRO	Defense
Art Lesieur	PRO	Defense
Jack Markle	SYR	Left Wing
Ed Convey	SYR	Center
Sam McManus	PRO	Right Wing
Coach: Bill Cook, CLE*		

## 1938-39

<b>First Team</b>		
Bert Gardiner	PHI	Goal
Jack Church	SYR	Defense
Jeff Kalbfleisch	HER	Defense
Kilby MacDonald	PHI	Left Wing
Don Deacon	PIT	Center
Phil Hergesheimer	CLE	Right Wing
<b>Second Team</b>		
Alfie Moore	HER	Goal
Jimmy Orlando	SPR	Defense
Art Lesieur	PRO	Defense
George Allen	PHI	Left Wing
Bob Carse	PHI	Center
Larry Aurie	PIT	Right Wing
Coaches: Bun Cook, PRO Eddie Powers, SYR		

## 1939-40

<b>First Team</b>		
Moe Roberts	CLE	Goal
Fred Robertson	CLE	Defense
Jeff Kalbfleisch	HER	Defense
Norm Locking	SYR	Left Wing
Don Deacon	CLE	Center
Ron Hudson	IND	Right Wing
<b>Second Team</b>		
Bert Gardiner	PHI	Goal
Bill MacKenzie	PRO	Defense
Larry Molyneaux	CLE	Defense
Tony Hemmerling	NH	Left Wing
Max Kaminsky	SPR	Center
Art Giroux	PRO	Right Wing
Coach: Bun Cook, PRO*		

## 1940-41

<b>First Team</b>		
Mike Karakas	PRO	Goal
Doug Young	PRO	Defense
Bill MacKenzie	CLE	Defense
Norm Locking	CLE	Left Wing
Fred Thurier	SPR	Center
Harry Frost	HER	Right Wing
<b>Second Team</b>		
Charles Rayner	SPR	Goal
Frank Beisler	SPR	Defense
Fred Robertson	CLE	Defense
George Mantha	NH	Left Wing
Les Cunningham	CLE	Center
Joffre Desilets	CLE	Right Wing
Coach: Bun Cook, PRO*		

## 1941-42

<b>First Team</b>		
Joe Turner	IND	Goal
Bill MacKenzie	CLE	Defense
Frank Beisler	SPR	Defense
Pete Kelly	SPR	Left Wing
Les Cunningham	CLE	Center
Harry Frost	HER	Right Wing
<b>Second Team</b>		
Claude Bourque	BUF	Goal
Fred Robertson	CLE	Defense
Bob Goldham & Doug McCaig (tie)	IND	Defense
Lou Trudel	WSH	Left Wing
Fred Thurier	SPR	Center
Joffre Desilets	CLE	Right Wing
Coaches: Bun Cook, PRO Bill Cook, CLE		

## 1942-43

<b>First Team</b>		
Gordie Bell	BUF	Goal
Frank Beisler	BUF	Defense
Roger Jenkins	HER	Defense
Adam Brown	IND	Left Wing
Wally Kilrea	HER	Center
Harry Frost	HER	Right Wing
<b>Second Team</b>		
Mike Karakas	PRO	Goal
Bill MacKenzie	CLE	Defense
Hank Lauzon	HER	Defense
Norm Locking	CLE	Left Wing
Les Cunningham	CLE	Center
Bill Summerhill	BUF	Right Wing
Coaches: Cooney Weiland, HER Bun Cook, PRO		

## 1943-44

<b>First Team</b>		
Nick Damore	HER	Goal
Bill Moe	HER	Defense
Hank Lauzon	HER	Defense
Gaston Gauthier	HER	Left Wing
Tommy Burlington	CLE	Center
Phil Hergesheimer	CLE	Right Wing
<b>Second Team</b>		
Roger Bessette	PIT/BUF	Goal
Gordon Davison	BUF	Defense
Dick Adolph	CLE	Defense
Lou Trudel	CLE	Left Wing
Les Cunningham	CLE	Center
Wendell Jamieson	PIT	Right Wing
Coaches: Bun Cook, CLE John Sorrell, IND		

## 1944-45

<b>First Team</b>		
Nick Damore	HER	Goal
Roger Leger	BUF	Defense
Gordon Davidson	BUF	Defense
Lou Trudel	CLE	Left Wing
Tommy Burlington	CLE	Center
Bob Walton	PIT	Right Wing
<b>Second Team</b>		
Roger Bessette	PIT	Goal
Danny Sprout	CLE	Defense
Dick Adolph	CLE	Defense
Billy Gooden	HER	Left Wing
Les Cunningham	CLE	Center
Pete Leswick	IND	Right Wing
Coaches: Bun Cook, CLE Max Kaminsky, PIT		

## 1945-46

<b>First Team</b>		
Nick Damore	HER	Goal
Roger Leger	BUF	Defense
Pete Backor	PIT	Defense
Pete Leswick	IND	Left Wing
Les Douglas	IND	Center
Joe Bell	HER	Right Wing
<b>Second Team</b>		
Connie Dion	BUF	Goal
Hugh Millar	IND	Defense
Dick Adolph	CLE	Defense
Lou Trudel	CLE	Left Wing
Tommy Burlington	CLE	Center
Norm Larson	HER	Right Wing

## 1946-47

<b>First Team</b>		
Aldege "Baz" Bastien	PIT	Goal
Ernie Dickens	PIT	Defense
Hugh Millar	IND	Defense
Bobby Carse	CLE	Left Wing
John Holota	CLE	Center
Phil Hergesheimer	PHI	Right Wing
<b>Second Team</b>		
Harvey Bennett	HER	Goal
Elwyn Morris	PIT	Defense
Ott Heller	NH	Defense
Cliff Simpson	IND	Left Wing
Les Douglas	IND	Center
Pete Leswick	CLE	Right Wing

## 1947-48

<b>First Team</b>		
Aldege "Baz" Bastien	PIT	Goal
Pete Backor	PIT	Defense
Ott Heller	NH	Defense
Carl Liscombe	PRO	Left Wing
Cliff Simpson	IND	Center
Pete Leswick	CLE	Right Wing
<b>Second Team</b>		
Roger Bessette	CLE	Goal
Eddie Bush	PHI	Defense
Hugh Millar	IND	Defense
Jean-Paul Gladu	STL	Left Wing
Eldie Kobussen	SPR	Center
Phil Hergesheimer	PHI	Right Wing

## 1948-49

<b>First Team</b>		
Aldege "Baz" Bastien	PIT	Goal
Pete Backor	PIT	Defense
Hy Buller	CLE	Defense
Sid Smith	PIT	Left Wing
Murdo MacKay	BUF	Center
Pete Leswick	CLE	Right Wing
<b>Second Team</b>		
Ralph Almas	STL	Goal
Stan Kemp	PIT	Defense
Danny Sprout	CLE	Defense
Carl Liscombe	PRO	Left Wing
Harvey Fraser	PRO	Center
Phil Hergesheimer	PHI	Right Wing

## 1949-50

<b>First Team</b>		
Terry Sawchuk	IND	Goal
Pete Backor	PIT	Defense
Rollie McLenahan	HER	Defense
Bob Carse	CLE	Left Wing
Les Douglas	CLE	Center
Pete Leswick	CLE	Right Wing
<b>Second Team</b>		
Connie Dion	BUF	Goal
Danny Sprout	CLE	Defense
Al Dewsbury	IND	Defense
Paul Meger	BUF	Left Wing
Ab DeMarco	BUF	Center
Roy Kelly	CLE	Right Wing

## 1950-51

<b>First Team</b>		
Gil Mayer	PIT	Goal
Pete Backor	PIT	Defense
Hy Buller	CLE	Defense
Paul Meger	BUF	Left Wing
Ab DeMarco	BUF	Center
Fred Glover	IND	Right Wing
<b>Second Team</b>		
Johnny Bower	CLE	Goal
Hugh Currie	BUF	Defense
Marcel Pronovost	IND	Defense
Billy Gooden	SPR	Left Wing
Fred Thurier	CLE	Center
Wally Hergesheimer	CLE	Right Wing

## 1951-52

<b>First Team</b>		
Johnny Bower	CLE	Goal
Frank Mathers	PIT	Defense
Tim Horton	PIT	Defense
Enio Scisizzi	IND	Left Wing
Ray Powell	PRO	Center
Steve Wochy	CLE	Right Wing
<b>Second Team</b>		
Gordon Henry	HER	Goal
Tommy Williams	CLE	Defense
Eddie Reigle	CLE	Defense
Jack Hamilton	STL	Left Wing
Buddy O'Connor	CIN	Center
Barry Sullivan	PRO	Right Wing

## 1952-53

<b>First Team</b>		
Johnny Bower	CLE	Goal
Frank Mathers	PIT	Defense
Tommy Williams	CLE	Defense
Eddie Olson	CLE	Left Wing
Guyle Fielder	STL	Center
Ike Hildebrand	CLE	Right Wing
<b>Second Team</b>		
Gil Mayer	PIT	Goal
Bill Juzda	PIT	Defense
Eddie Reigle & Keith Allen (tie)	CLE	Defense
SYR		
Bob Solinger	PIT	Left Wing
Kelvin Burnett	SYR	Center
Lorne Davis	BUF	Right Wing

\*Only one coach selected.



# ALL-STAR TEAMS

## 1953-54

<b>First Team</b>		
Gil Mayer	PIT	Goal
Frank Eddolls	BUF	Defense
Frank Mathers	PIT	Defense
Gaye Stewart	BUF	Left Wing
George Sullivan	HER	Center
Ed Slowinski	BUF	Right Wing
<b>Second Team</b>		
Emile Francis	CLE	Goal
Fred Shero	CLE	Defense
Tommy Williams	CLE	Defense
Lorne Ferguson	HER	Left Wing
Danny Lewicki	PIT	Center
Dunc Fisher	HER	Right Wing

## 1954-55

<b>First Team</b>		
Gil Mayer	PIT	Goal
Frank Mathers	PIT	Defense
Gordon Tottle	SPR	Defense
Eddie Olson	CLE	Left Wing
Ross Lowe	SPR	Center
Fred Glover	CLE	Right Wing
<b>Second Team</b>		
Don Simmons	SPR	Goal
Frank Sullivan	BUF	Defense
Murray Henderson	HER	Defense
Dick Gamble	HER	Left Wing
Ken Wharram	BUF	Center
Dunc Fisher & Zello Toppazzini	HER	Right Wing
	PRO	

## 1955-56

<b>First Team</b>		
Johnny Bower	PRO	Goal
Frank Mathers	PIT	Defense
Frank Sullivan	BUF	Defense
Camille Henry	PRO	Left Wing
Willie Marshall	PIT	Center
Zello Toppazzini	PRO	Right Wing
<b>Second Team</b>		
Gil Mayer	PIT	Goal
Steve Kraftcheck	CLE	Defense
Andy Branigan	PRO	Defense
Parker MacDonald	PIT	Left Wing
Larry Wilson	BUF	Center
Dunc Fisher	HER	Right Wing

## 1956-57

<b>First Team</b>		
Johnny Bower	PRO	Goal
Steve Kraftcheck	CLE	Defense
Tommy Williams	ROC	Defense
Bo Elik	CLE	Left Wing
Paul Larivee & Bronco Horvath (tie)	PRO	Center
Fred Glover	CLE	Right Wing
<b>Second Team</b>		
Harry Lumley & Marcel Paille (tie)	BUF	Goal
Ivan Irwin	CLE	Defense
Frank Sullivan	PRO	Defense
Ed Mazur	BUF	Defense
Dunc Fisher	ROC	Left Wing
	HER	Right Wing

\*No second team center;

Larivee and Horvath tied for first team.

## 1957-58

<b>First Team</b>		
Johnny Bower	CLE	Goal
Steve Kraftcheck	CLE	Defense
Ivan Irwin	PRO	Defense
Gerry Ehman	SPR	Left Wing
Willie Marshall	HER	Center
Dunc Fisher	HER	Right Wing
<b>Second Team</b>		
Bob Perreault & Gerry McNeil (tie)	HER	Goal
Frank Mathers	ROC	Defense
Tommy Williams	HER	Defense
Bo Elik	ROC	Defense
Cal Gardner	CLE	Left Wing
Fred Glover	SPR	Center
	CLE	Right Wing

## 1958-59

<b>First Team</b>		
Marcel Paille	BUF	Goal
Steve Kraftcheck	ROC	Defense
Ivan Irwin	BUF	Defense
Gary Aldcorn	ROC	Left Wing
Rudy Migay	ROC	Center
Billy Hicke	ROC	Right Wing
<b>Second Team</b>		
Bob Perreault	HER	Goal
Larry Zeidel	HER	Defense
Frank Martin	BUF	Defense
Ed Mazur	CLE	Left Wing
Harry Pidhirny	SPR	Center
Ken Schinkel	SPR	Right Wing

## 1959-60

<b>First Team</b>		
Ed Chadwick	ROC	Goal
Larry Hillman	PRO	Defense
Steve Kraftcheck	ROC	Defense
Stan Smrke	ROC	Left Wing
Bill Sweeney	SPR	Center
Fred Glover	CLE	Right Wing
<b>Second Team</b>		
Marcel Paille	SPR	Goal
Gus Mortson	BUF	Defense
Bob McCord	SPR	Defense
Parker MacDonald	SPR	Left Wing
Larry Wilson	BUF	Center
Floyd Smith	SPR	Right Wing

## 1960-61

<b>First Team</b>		
Marcel Paille	SPR	Goal
Bob McCord	SPR	Defense
Aldo Guidolin	CLE	Defense
Dick Gamble	BUF	Left Wing
Phil Maloney	BUF	Center
Bruce Cline	SPR	Right Wing
<b>Second Team</b>		
Ed Chadwick	ROC	Goal
Steve Kraftcheck	ROC	Defense
Howie Yanosik	HER	Defense
Jimmy Anderson	SPR	Left Wing
Bill Sweeney	SPR	Center
Gerry Ehman	ROC	Right Wing

## 1961-62

<b>First Team</b>		
Marcel Paille	SPR	Goal
Kent Douglas	SPR	Defense
Aldo Guidolin	CLE	Defense
Barry Cullen	BUF	Left Wing
Bill Sweeney	SPR	Center
Fred Glover	CLE	Right Wing
<b>Second Team</b>		
Bob Perreault	HER	Goal
Bob McCord	SPR	Defense
Jim Morrison	QUE	Defense
Dick Gamble	ROC	Left Wing
Willie Marshall	HER	Center
Floyd Smith	SPR	Right Wing

## 1962-63

<b>First Team</b>		
Denis DeJordy	BUF	Goal
Marc Reaume	HER	Defense
Al Arbour	ROC	Defense
John Ferguson	CLE	Left Wing
Art Stratton	BUF	Center
John McKenzie	BUF	Right Wing
<b>Second Team</b>		
Charlie Hodge	QUE	Goal
Ian Cushenan	BUF	Defense
Bob McCord	SPR	Defense
Doug Robinson	BUF	Left Wing
Hank Ciesla	CLE	Center
Bruce Cline	SPR	Right Wing

## 1963-64

<b>First Team</b>		
Lorne Worsley	QUE	Goal
Ted Harris	CLE	Defense
Al Arbour	ROC	Defense
Yves Locas	PIT	Left Wing
Art Stratton	PIT	Center
Gerry Ehman	ROC	Right Wing
<b>Second Team</b>		
Les Binkley & Roger Crozier (tie)	CLE	Goal
Doug Harvey	PIT	Defense
Doug Harvey	QUE	Defense
Jim Morrison	QUE	Defense
Jimmy Anderson	SPR	Left Wing
Bronco Horvath	ROC	Center
Fred Glover	CLE	Right Wing

## 1964-65

<b>First Team</b>		
Gerry Cheevers	ROC	Goal
Al Arbour	ROC	Defense
Larry Hillman	ROC	Defense
Len Lunde	BUF	Left Wing
Art Stratton	BUF	Center
Pat Hannigan	BUF	Right Wing
<b>Second Team</b>		
Ed Chadwick	BUF	Goal
John Miszuk	BUF	Defense
Jim Morrison	QUE	Defense
Dick Gamble	ROC	Left Wing
Bronco Horvath	ROC	Center
Wayne Hicks	QUE	Right Wing

## 1965-66

<b>First Team</b>		
Claude Dufour	QUE	Goal
Jim Morrison	QUE	Defense
Al Arbour	ROC	Defense
Dick Gamble	ROC	Left Wing
Joe Szura	CLE	Center
Gerry Ehman	ROC	Right Wing
<b>Second Team</b>		
George Gardner & Les Binkley (tie)	PIT	Goal
Duane Rupp	CLE	Defense
Duane Rupp	ROC	Defense
Noel Price	QUE	Defense
Gene Ubriaco	HER	Left Wing
Cleland Mortson	QUE	Center
Jim Pappin	ROC	Right Wing

## 1966-67

<b>First Team</b>		
Andre Gill	HER	Goal
Bob McCord	PIT	Defense
Dale Rolfe	SPR	Defense
Roger DeJordy	HER	Left Wing
Gordon Labossiere	QUE	Center
Wayne Hicks	QUE	Right Wing
<b>Second Team</b>		
Gilles Villemure	BAL	Goal
Duane Rupp	ROC	Defense
Jim Morrison	QUE	Defense
Dick Gamble	ROC	Left Wing
Mike Nykoluk	HER	Center
Wayne Rivers	HER	Right Wing

## 1967-68

<b>First Team</b>		
Gerry Desjardins	CLE	Goal
Bill Needham	CLE	Defense
Ron Ingram	BUF	Defense
Bob Barlow	ROC	Left Wing
Mike Nykoluk	HER	Center
Eddie Kachur	PRO	Right Wing
<b>Second Team</b>		
Bob Perreault	ROC	Goal
Marc Reaume	ROC	Defense
Jim Morrison	QUE	Defense
Roger DeJordy	HER	Left Wing
Dave Creighton	PRO	Center
Simon Nolet	QUE	Right Wing

## 1968-69

<b>First Team</b>		
Gilles Villemure	BUF	Goal
Bob Blackburn	BUF	Defense
Ralph Keller	HER	Defense
Michel Harvey	HER	Left Wing
Jeanott Gilbert	HER	Center
Guy Trottier	BUF	Right Wing
<b>Second Team</b>		
Ernie Wakely	CLE	Goal
Ron Ingram	BUF	Defense
Jim Morrison	BAL	Defense
Jean-Marie Cossette	BAL	Left Wing
Dennis Hextall	BUF	Center
Wayne Hicks	BAL	Right Wing



# ALL-STAR TEAMS

## 1969-70

<b>First Team</b>		
Gilles Villemure	BUF	Goal
Noel Price	SPR	Defense
Guy Lapointe	MTL	Defense
Doug Robinson	SPR	Left Wing
Jude Drouin	MTL	Center
Guy Trottier	BUF	Right Wing
<b>Second Team</b>		
Jack Norris	MTL	Goal
Mike McMahon	BAL	Defense
Paul Curtis	MTL	Defense
Don Blackburn	BUF	Left Wing
Gordon Labossiere	SPR	Center
Norm Beaudin	CLE	Right Wing

## 1970-71

<b>First Team</b>		
Andy Brown	BAL	Goal
Ralph MacSweyn	QUE	Defense
Marshall Johnston	CLE	Defense
Don Blackburn	ROC	Left Wing
Joe Johnson & Fred Speck (tie)	CLE	Center
Marc Dufour	BAL	Right Wing
<b>Second Team</b>		
Gary Kurt	CLE	Goal
Kent Douglas	BAL	Defense
Ray Fortin	MTL	Defense
Stan Gilbertson	HER	Left Wing
Bob Leiter	HER	Center
Wayne Rivers	BAL	Right Wing

## 1971-72

<b>First Team</b>		
Dan Bouchard	BOS	Goal
Noel Price	SPR/NS	Defense
Terry Ball	CIN	Defense
Pete Laframboise	BAL	Left Wing
Garry Peters	BOS	Center
Wayne Rivers	SPR	Right Wing
<b>Second Team</b>		
Michel Belhumeur	RIC	Goal
Ralph MacSweyn	RIC	Defense
Jim Morrison	BAL	Defense
Don Tannahill	BOS	Left Wing
Don Blackburn	PRO	Center
Buster Harvey	CLE	Right Wing

## 1972-73

<b>First Team</b>		
Doug Grant	VIR	Goal
Bob Murray	NS	Defense
Ray McKay	CIN	Defense
Yvon Lambert	NS	Left Wing
Billy Inglis	CIN	Center
Tony Featherstone	NS	Right Wing
<b>Second Team</b>		
Michel Larocque	NS	Goal
Ralph Keller	HER	Defense
Rick Pagnutti	ROC	Defense
John Gould	CIN	Left Wing
Morris Stefaniv	NS	Center
Ron Anderson	BOS	Right Wing

## 1973-74

<b>First Team</b>		
Jim Shaw	NS	Goal
Gord Smith	SPR	Defense
Ron Busniuk	CIN	Defense
Murray Kuntz	ROC	Left Wing
Steve West	NH	Center
Rick Middleton	PRO	Right Wing
<b>Second Team</b>		
Denis Dejordy	BAL	Goal
Duane Rupp	HER	Defense
John Bednarski	PRO	Defense
Jerry Byers	NH	Left Wing
Art Stratton	ROC	Center
Marc Dufour	BAL	Right Wing

## 1974-75

<b>First Team</b>		
Ed Walsh	NS	Goal
Joe Zanussi	PRO	Defense
Rick Chartraw	NS	Defense
Jerry Holland	PRO	Left Wing
Doug Gibson	ROC	Center
Pierre Laganier	PRO	Right Wing
<b>Second Team</b>		
Dave Reece	ROC	Goal
Billy Plager	NH	Defense
Rick Pagnutti	ROC	Defense
Alain Langlais	NH	Left Wing
Peter Sullivan	NS	Center
Hartland Monahan	PRO	Right Wing

## 1975-76

<b>First Team</b>		
Dave Elenbaas	NS	Goal
Noel Price	NS	Defense
Terry Murray	RIC	Defense
Dave Hynes	ROC	Left Wing
Jean-Guy Gratton	HER	Center
Ron Andruuff	NS	Right Wing
<b>Second Team</b>		
Don Edwards	HER	Goal
Gord Smith	RIC	Defense
Al Simmons	ROC/PRO	Defense
Glenn Goldup	NS	Left Wing
Guy Chouinard	NS	Center
Gordie Clark	ROC	Right Wing

## 1976-77

<b>First Team</b>		
Ed Walsh	NS	Goal
Brian Engblom	NS	Defense
John Bednarski	NH	Defense
Walt Ledingham	RI	Left Wing
Doug Gibson	ROC	Center
Eddie Johnstone	NH	Right Wing
<b>Second Team</b>		
Paul Harrison	NH	Goal
Gary Geldart	NH	Defense
Al Sims	ROC	Defense
Ron Garwasiuk	ROC	Left Wing
Pierre Mondou	NS	Center
Gordie Clark	ROC	Right Wing

## 1977-78

<b>First Team</b>		
Rejean Lemelin	PHI	Goal
Terry Murray	PHI/MAI	Defense
Rick Wilson	PHI	Defense
Al Hill	MAI	Left Wing
Blake Dunlop	MAI	Center
Gordie Brooks	PHI	Right Wing
<b>Second Team</b>		
Mario Lessard	SPR	Goal
John Bednarski	NH	Defense
Chuck Luksa	NS	Defense
Bob Bilodeau (tie)	HER	Left Wing
Charlie Simmer	SPR	Center
Rick Adduono	ROC	Center
Pat Hughes	NS	Right Wing

## 1978-79

<b>First Team</b>		
Lindsay Middlebrook	NH	Goal
Terry Murray	MAI	Defense
John Bednarski	NH	Defense
Yves Preston	MAI	Left Wing
Bernie Johnston	MAI	Center
Rocky Saganiuk	NB	Right Wing
<b>Second Team</b>		
Pete Peeters	MAI	Goal
Bob Bilodeau	HER	Defense
Dennis Patterson	MAI	Defense
Jerry Byers	NS	Left Wing
Bobby Sheehan	NH	Center
Dave Lumley	NS	Right Wing

## 1979-80

<b>First Team</b>		
Rick St. Croix	MAI	Goal
Rick Vasko	ADK	Defense
Bob Neely	NB	Defense
Bill Lochead	NH	Left Wing
Norm Dube	NS	Center
Gordie Clark	MAI	Right Wing
<b>Second Team</b>		
Murray Bannerman	NB	Goal
Dennis Patterson	MAI	Defense
Brian Young	NB	Defense
Darryl Sutter	NB	Left Wing
Keith Acton	NS	Center
Dan Metivier	NS	Right Wing

## 1980-81

<b>First Team</b>		
Pelle Lindbergh	MAI	Goal
Craig Levie	NS	Defense
Bob Hess	ROC	Defense
Dave Gorman	NS	Left Wing
Dan Daoust	NS	Center
Mark Lofthouse	HER	Right Wing
<b>Second Team</b>		
Rollie Boutin	HER	Goal
Dennis Patterson	MAI	Defense
Greg Theberge	HER	Defense
Paul Evans	MAI	Left Wing
Jean-Francois Sauve	ROC	Center
Tony Cassolato	HER	Right Wing

## 1981-82

<b>First Team</b>		
Bob Janecyk	NB	Goal
Dave Farrish	NB	Defense
Norm Barnes	BNG	Defense
Bob Sullivan	BNG	Left Wing
Mike Kaszycki	NB	Center
Gordie Clark	MAI	Right Wing
<b>Second Team</b>		
Ken Holland	BNG	Goal
Lowell Loveday	NB	Defense
Miles Zaharko	NB	Defense
Steve Larmer	NB	Left Wing
Wayne Schaab	MAI	Center
Richard David	FRE	Right Wing

## 1982-83

<b>First Team</b>		
Bob Janecyk	SPR	Goal
Greg Tebbutt	BAL	Defense
Bob Gladney	NH	Defense
Reg Thomas	STC	Left Wing
Ross Yates	BNG	Center
Tony Currie	FRE	Right Wing
<b>Second Team</b>		
Dave Parro	HER	Goal
Rejean Cloutier	ADK	Defense
Al Sims	NH	Defense
Andy Brickley	MAI	Left Wing
Mitch Lamoureux	BAL	Center
Tony Cassolato	HER	Right Wing

## 1983-84

<b>First Team</b>		
Brian Ford	FRE	Goal
Garry Lariviere	STC	Defense
Rick Lapointe	FRE	Defense
Claude Larose	SHE	Left Wing
Murray Eaves	SHE	Center
Mal Davis	ROC	Right Wing
<b>Second Team</b>		
Tim Bernhardt	STC	Goal
Tom Thornbury	BAL	Defense
Greg Joly	ADK	Defense
Daryl Evans	NH	Left Wing
Mike Kaszycki	STC	Center
Mark Lofthouse	NH	Right Wing

## 1984-85

<b>First Team</b>		
Jon Casey	BAL	Goal
Richie Dunn	BNG	Defense
Greg Joly	ADK	Defense
Steve Thomas	STC	Left Wing
Paul Gardner	BNG	Center
Pierre Rioux	MON	Right Wing
<b>Second Team</b>		
Sam St. Laurent	MAI	Goal
Dale Degray	MON	Defense
Neil Belland	FRE	Defense
Glenn Merkosky	MAI	Left Wing
Claude Verret	ROC	Center
Mike Sitala	BNG	Right Wing





# ALL-STAR TEAMS

## 1985-86

<b>First Team</b>		
Ron Hextall	HER	Goal
Jim Wiemer	NH	Defense
Kevin McCarthy	HER	Defense
Paul Fenton	BNG	Left Wing
Paul Gardner	ROC	Center
Jody Gage	ROC	Right Wing
<b>Second Team</b>		
Sam St. Laurent	MAI	Goal
Larry Trader	ADK	Defense
Jack Brownschidle	BNG	Defense
Ross Fitzpatrick	HER	Left Wing
Tim Tookey	HER	Center
Serge Boisvert	SHE	Right Wing

## 1986-87

<b>First Team</b>		
Daren Puppa	ROC	Goal
Brad Shaw	BNG	Defense
Richie Dunn	ROC	Defense
Glenn Merkosky	ADK	Left Wing
Tim Tookey	HER	Center
Brett Hull	MON	Right Wing
<b>Second Team</b>		
Peter Sidorkiewicz	BNG	Goal
Dave Fenyves	ROC	Defense
Jack Brownschidle	ROC	Defense
Paul Fenton	NH	Left Wing
Alain Lemieux	BAL	Center
Serge Boisvert	SHE	Right Wing

## 1987-88

<b>First Team</b>		
Wendell Young	HER	Goal
Dave Fenyves & Doug Houda (tie)	ADK	Defense
Brad Shaw	BNG	Defense
Tom Martin	BNG	Left Wing
Bruce Boudreau	SPR	Center
Jody Gage	ROC	Right Wing
<b>Second Team</b>		
Vincent Riendeau	SHE	Goal
Richie Dunn	ROC	Defense
Murray Brumwell	UTI	Defense
Dale Krentz	ADK	Left Wing
Alfie Turcotte	SHE/BAL/	Center
	MON	Center
Marty Dallman	NWM	Right Wing

## 1988-89

<b>First Team</b>		
Randy Exelby	SHE	Goal
Dave Fenyves	HER	Defense
Paul Boutilier	MON	Defense
Benoit Brunet	SHE	Left Wing
Stephan Lebeau	SHE	Center
Brian Dobbin	HER	Right Wing
<b>Second Team</b>		
Tom Draper	MON	Goal
Sylvain Lefebvre	SHE	Defense
Claude Julien	HAL	Defense
Ron Wilson	MON	Left Wing
Murray Eaves	ADK	Center
Mike Millar	BAL	Right Wing

## 1989-90

<b>First Team</b>		
J.C. Bergeron	SHE	Goal
Eric Weinrich	UTI	Defense
Don McSween	ROC	Defense
Mark Pederson	SHE	Left Wing
Paul Ysebaert	UTI	Center
Donald Audette	ROC	Right Wing
<b>Second Team</b>		
Jim Hrivnak	BAL	Goal
Dennis Smith	BAL	Defense
Darren Veitch	NWM	Defense
Ross Fitzpatrick	HER	Left Wing
Mike Richard	BAL	Center
Brian Dobbin	HER	Right Wing

## 1990-91

<b>First Team</b>		
David Littman	ROC	Goal
Norm Maciver	CB	Defense
Bill Houlder	ROC	Defense
Michel Picard	SPR	Left Wing
Kevin Todd	UTI	Center
Jody Gage	ROC	Right Wing
<b>Second Team</b>		
Mark Laforest	BNG	Goal
Mark Ferner	BAL	Defense
Jeff Bloemberg	BNG	Defense
Patrick Lebeau	FRE	Left Wing
Shaun Van Allen	CB	Center
Jeff Madill	UTI	Right Wing

## 1991-92

<b>First Team</b>		
Felix Potvin	STJ	Goal
Greg Hawgood	CB	Defense
Shawn Evans	SPR	Defense
John Anderson	NH	Left Wing
Shaun Van Allen	CB	Center
Chris Tancill	SPR/ADK	Right Wing
<b>Second Team</b>		
David Littman	ROC	Goal
Joel Quenneville	STJ	Defense
Stephane Richer	FRE	Defense
Dan Currie	CB	Left Wing
Tim Tookey	HER	Center
Stan Drulia	NH	Right Wing

## 1992-93

<b>First Team</b>		
Corey Hirsch	BNG	Goal
Brent Severyn	UTI	Defense
Bobby Dollas	ADK	Defense
Dan Currie	CB	Left Wing
Don Biggs	BNG	Center
Chris Tancill	ADK	Right Wing
<b>Second Team</b>		
Darrin Madeley	NH	Goal
Per Djoos	BNG	Defense
Jeff Serowik	STJ	Defense
Tim Sweeney	PRO	Left Wing
Iain Fraser	CDI	Center
Steven Rice	CB	Right Wing

## 1993-94

<b>First Team</b>		
Byron Dafeo	POR	Goal
Chris Snell	STJ	Defense
Jason York	ADK	Defense
Mark Pederson	ADK	Left Wing
Tim Taylor	ADK	Center
Rich Chernomaz	STJ	Right Wing
<b>Second Team</b>		
Mike Fountain	HAM	Goal
Rob Cowie	SPR	Defense
Bob Wilkie	HER	Defense
Michel Picard	POR	Left Wing
Stephane Morin	HAM	Center
Patrik Augusta	STJ	Right Wing

## 1994-95

<b>First Team</b>		
Jim Carey	POR	Goal
Jeff Serowik	PRO	Defense
Kevin Dean	ALB	Defense
Michel Picard	PEI	Left Wing
Steve Larouche	PEI	Center
Dwayne Norris	COR	Right Wing
<b>Second Team</b>		
Corey Schwab	ALB	Goal
Darren Rumble	PEI	Defense
Mike Hurlbut	COR	Defense
Andrew Brunette	POR	Left Wing
Peter White	CB	Center
Ralph Intranuovo	CB	Right Wing

## 1995-96

<b>First Team</b>		
Manny Legace	SPR	Goal
Barry Richter	BNG	Defense
Jamie Heward	STJ	Defense
Peter Ferraro	BNG	Left Wing
Steve Sullivan	ALB	Center
Brad Smyth	CAR	Right Wing
<b>Second Team</b>		
Mike Dunham	ALB	Goal
Brad Bombardir	ALB	Defense
Terry Hollinger	ROC	Defense
Gilbert Dionne	CAR	Left Wing
Jim Montgomery	HER	Center
Dwayne Norris	COR	Right Wing

## 1996-97

<b>First Team</b>		
Jean-Francois Labbe	HER	Goal
Darren Rumble	PHI	Defense
Terry Hollinger	ROC	Defense
Patrik Juhlin	PHI	Left Wing
Vaclav Prospal	PHI	Center
Blair Atcheynum	HER	Right Wing
<b>Second Team</b>		
Norm Maracle	ADK	Goal
Jamie Rivers	WOR	Defense
Pascal Trepanier	HER	Defense
Ralph Intranuovo	HAM	Left Wing
Peter White	PHI	Center
Jan Caloun	KEN	Right Wing
<b>All-Rookie</b>		
Dan Cloutier	BNG	Goal
Craig Millar	ROC/HAM	Defense
Jason Holland	KEN	Defense
Eric Houde	FRE	Forward
Mike Leclerc	BAL	Forward
Jaroslav Svejkovskiy	POR	Forward

## 1997-98

<b>First Team</b>		
Scott Langkow	SPR	Goal
Jamie Heward	PHI	Defense
Bryan Helmer	ALB	Defense
Ryan Mulhern	POR	Left Wing
Daniel Briere	SPR	Center
Craig Darby	PHI	Right Wing
<b>Second Team</b>		
Norm Maracle & Rich Shulmistra (tie)	ADK	Goal
David Cooper	STJ	Defense
Ryan Bast	SJN	Defense
Sean Haggerty	KEN	Left Wing
Steve Guolla	KEN	Center
Paul Brousseau	ADK	Right Wing
<b>All-Rookie</b>		
Jean-Sebastien Giguere	SJN	Goal
Zdeno Chara	KEN	Defense
Mike Gaul	HER	Defense
Daniel Briere	SPR	Forward
Brendan Morrison	ALB	Forward
Marc Savard	HFD	Forward

## 1998-99

<b>First Team</b>		
Martin Biron	ROC	Goal
Ken Sutton	ALB	Defense
Brandon Smith	PRO	Defense
Landon Wilson	PRO	Left Wing
Randy Robitaille	PRO	Center
Shane Willis	NH	Right Wing
<b>Second Team</b>		
Steve Passmore	HAM	Goal
Terry Virtue	PRO	Defense
Dan Boyle	KEN	Defense
Jeff Williams	ALB	Left Wing
Steve Guolla	KEN	Center
Richard Park	PHI	Right Wing
<b>All-Rookie</b>		
Robert Esche	SPR	Goal
Dan Boyle	KEN	Defense
Cory Sarich	ROC	Defense
J.P. Dumont	POR	Forward
Andre Savage	PRO	Forward
Shane Willis	NH	Forward

## 1999-2000

<b>First Team</b>		
Martin Brochu	POR	Goal
Brad Tiley	SPR	Defense
Shawn Heins	KEN	Defense
Mike Maneluk	PHI	Left Wing
Serge Aubin	HER	Center
Christian Matte	HER	Right Wing
<b>Second Team</b>		
Mika Noronen	ROC	Goal
Mike Gaul	HER	Defense
Dan Boyle	LOU	Defense
Jean-Guy Trudel	SPR	Left Wing
Derek Armstrong	HFD	Center
Daniel Cleary	HAM	Right Wing
<b>All-Rookie</b>		
Mika Noronen	ROC	Goal
Dmitri Kalinin	ROC	Defense
Tomas Kloucek	HFD	Defense
Harold Druken	SYR	Forward
Rico Fata	SJN	Forward
Daniel Tkaczuk	SJN	Forward

## 2000-01

<b>First Team</b>		
Dwayne Roloson	WOR	Goal
Steve Bancroft	KEN	Defense
John Slaney	WBS/PHI	Defense
Jean-Guy Trudel	SPR	Left Wing
Derek Armstrong	HFD	Center
Brad Smyth & Mark Greig (tie)	HFD	Right Wing
	PHI	
<b>Second Team</b>		
Mika Noronen	ROC	Goal
Mike Gaul	SYR	Defense
Radim Bicanek	SYR	Defense
Pierre Dagenais	ALB	Left Wing
Ryan Kraft	KEN	Center
Bobby House	STJ	Right Wing
<b>All-Rookie</b>		
Jeff Maund	NOR	Goal
Micki DuPont	SJN	Defense
Mike Mottau	HFD	Defense
Jonathan Cheechoo	KEN	Forward
Ryan Kraft	KEN	Forward
Toby Petersen	WBS	Forward



# ALL-STAR TEAMS

## 2001-02

<b>First Team</b>		
Martin Prusek	GR	Goal
John Gruden	GR	Defense
John Slaney	PHI	Defense
Jason Chimera	HAM	Left Wing
Eric Boguniecki	WOR	Center
Brad Smyth	HFD	Right Wing
<b>Second Team</b>		
Jean-Francois Labbe	SYR	Goal
Nathan Dempsey	STJ	Defense
Greg Hawgood	UTA	Defense
Jean-Guy Trudel	SPR	Left Wing
Brian Swanson	HAM	Center
Rico Fata	HFD	Right Wing
<b>All-Rookie</b>		
Michael Leighton	NOR	Goal
Ron Hainsey	QUE	Defense
Barret Jackman	WOR	Defense
Tyler Arnason	NOR	Forward
Andy Hilbert	PRO	Forward
Cory Larose	HOU	Forward

## 2002-03

<b>First Team</b>		
Marc Lamothe	GR	Goal
Ray Giroux	ALB	Defense
Curtis Murphy	HOU	Defense
Jean-Guy Trudel	HOU	Left Wing
Matt Herr	PRO	Center
Jason Ward	HAM	Right Wing
<b>Second Team</b>		
Maxime Ouellet	POR	Goal
Marc-Andre Bergeron	HAM	Defense
Brian Pothier	BNG	Defense
Michel Picard	GR	Left Wing
Craig Darby	ALB	Center
Mark Mowers	GR	Right Wing
<b>All-Rookie</b>		
Ray Emery	BNG	Goal
Mike Komisarek	HAM	Defense
Filip Novak	SA	Defense
Brad Boyes	STJ/CLE	Forward*
Darren Haydar	MIL	Forward*
Jason Spezza	BNG	Forward*
Antoine Vermette	BNG	Forward*

\*4 forwards due to tie in voting

## 2003-04

<b>First Team</b>		
Jason LaBarbera	HFD	Goal
Bryan Muir	MCH	Defense
Curtis Murphy	HOU	Defense
Denis Hamel	BNG	Left Wing
Eric Perrin	HER	Center
Jeff Hamilton	BRI	Right Wing
<b>Second Team</b>		
Wade Dubielewicz	BRI	Goal
John Slaney	PHI	Defense
Garrett Stafford	CLE	Defense
Steve Maltais	CHI	Left Wing
Brad Boyes	CLE/PRO	Center
Pavel Rosa	MCH	Right Wing
<b>All-Rookie</b>		
Wade Dubielewicz	BRI	Goal
Doug Lynch	TOR	Defense
Garrett Stafford	CLE	Defense
Noah Clarke	MCH	Forward
Michel Ouellet	WBS	Forward
Timofei Shishkanov	MIL	Forward

## 2004-05

<b>First Team</b>		
Ryan Miller	ROC	Goal
Niklas Kronwall	GR	Defense
Travis Roche	CHI	Defense
Simon Gamache	MIL	Left Wing
Jason Spezza	BNG	Center
Chuck Kobasev	LOW	Right Wing
<b>Second Team</b>		
Kari Lehtonen	CHI	Goal
Dan Hamhuis	MIL	Defense
Brian Pothier	BNG	Defense
Andy Hilbert	PRO	Left Wing
Mike Cammalleri	MCH	Center
J.P. Vigier	CHI	Right Wing
<b>All-Rookie</b>		
Cam Ward	LOW	Goal
Kevin Bieksa	MB	Defense
Chris Campoli	BRI	Defense
Brandon Bochenski	BNG	Forward
Rene Bourque	NOR	Forward
Thomas Vanek	ROC	Forward

## 2005-06

<b>First Team</b>		
Dany Sabourin	WBS	Goal
Andy Delmore	SYR	Defense
Curtis Murphy	HOU	Defense
Donald MacLean	GR	Left Wing
Erik Westrum	HOU	Center
Kirby Law	HOU	Right Wing
<b>Second Team</b>		
Wade Flaherty	MB	Goal
Bryan Helmer	GR	Defense
Thomas Pock	HFD	Defense
Jiri Hudler	GR	Left Wing
Keith Aucoin	LOW	Center
Dustin Penner	POR	Right Wing
<b>All-Rookie</b>		
Jimmy Howard	GR	Goal
Dan Girardi	HFD	Defense
Mike Green	HER	Defense
Patrick O'Sullivan	HOU	Forward
Martin St. Pierre	NOR	Forward
Ryan Shannon	POR	Forward

## 2006-07

<b>First Team</b>		
Jason LaBarbera	MCH	Goal
Sheldon Brookbank	MIL	Defense
Micki DuPont	WBS	Defense
Brett Sterling	CHI	Left Wing
Martin St. Pierre	NOR	Center
Darren Haydar	CHI	Right Wing
<b>Second Team</b>		
Curtis McElhinney	OMA	Goal
Dustin Byfuglien	NOR	Defense
Nathan Ostryck	CHI	Defense
Jason Jaffray	MB	Left Wing
Keith Aucoin	ALB	Center
Troy Brouwer	NOR	Right Wing
<b>All-Rookie</b>		
Jaroslav Halak	HAM	Goal
Matt Lashoff	PRO	Defense
Nathan Ostryck	CHI	Defense
Troy Brouwer	NOR	Forward
Ryan Callahan	HFD	Forward
Brett Sterling	CHI	Forward

## 2007-08

<b>First Team</b>		
Michael Leighton	ALB	Goal
Andrew Hutchinson	HFD	Defense
Lawrence Nycholat	BNG	Defense
Pascal Pelletier	PRO	Left Wing
Jason Krog	CHI	Center
Teddy Purcell	MCH	Right Wing
<b>Second Team</b>		
Drew MacIntyre	MB	Goal
Joel Kwiatkowski	CHI	Defense
Brian Salcido	POR	Defense
Brett Sterling	CHI	Left Wing
Martin St. Pierre	RFD	Center
P.A. Parenteau	HFD	Right Wing
<b>All-Rookie</b>		
John Curry	WBS	Goal
Cody Franson	MIL	Defense
Alex Goligoski	WBS	Defense
Brian Boyle	MCH	Forward
Teddy Purcell	MCH	Forward
Bobby Ryan	POR	Forward

## 2008-09

<b>First Team</b>		
Cory Schneider	MB	Goal
Johnny Boychuk	PRO	Defense
Danny Syvret	PHI	Defense
Alexandre Giroux	HER	Left Wing
Keith Aucoin	HER	Center
P.A. Parenteau	HFD	Right Wing
<b>Second Team</b>		
Drew MacIntyre	MIL	Goal
Cody Franson	MIL	Defense
Ben Lovejoy	WBS	Defense
Janne Pesonen	WBS	Left Wing
Jason Krog	MB	Center
Darren Haydar	GR	Right Wing
<b>All-Rookie</b>		
Nathan Lawson	BRI	Goal
Mattias Karlsson	BNG	Defense
Yannick Weber	HAM	Defense
Justin Abdelkader	GR	Forward
Nathan Gerbe	POR	Forward
Tim Kennedy	POR	Forward

## 2009-10

<b>First Team</b>		
Jonathan Bernier	MCH	Goal
Danny Groulx	WOR	Defense
P.K. Subban	HAM	Defense
Alexandre Giroux	HER	Left Wing
Keith Aucoin	HER	Center
Jerome Samson	ALB	Right Wing
<b>Second Team</b>		
Cedrick Desjardins	HAM	Goal
Maxim Noreau	HOU	Defense
Clay Wilson	ROC	Defense
Charles Linglet	SPR	Left Wing
Corey Locke	HFD	Center
Andrew Gordon	HER	Right Wing
<b>All-Rookie</b>		
Alex Stalock	WOR	Goal
John Carlson	HER	Defense
P.K. Subban	HAM	Defense
Logan Couture	WOR	Forward
Lars Eller	PEO	Forward
Tyler Ennis	POR	Forward

## 2010-11

<b>First Team</b>		
Brad Thiessen	WBS	Goal
Marc-Andre Gragnani	POR	Defense
Maxim Noreau	HOU	Defense
Alexandre Giroux	OKC	Left Wing
Corey Locke	BNG	Center
Mark Mancari	POR	Right Wing
<b>Second Team</b>		
Curtis Sanford	HAM	Goal
Andre Benoit	BNG	Defense
Vlatcheslav Voynov	MCH	Defense
Nigel Dawes	CHI/HAM	Left Wing
Keith Aucoin	HER	Center
Darren Haydar	CHI	Right Wing
<b>All-Rookie</b>		
Eddie Lack	MB	Goal
Erik Gustafsson	ADK	Defense
Brendan Smith	GR	Defense
Luke Adam	POR	Forward
Zac Dalpe	CLT	Forward
Rhett Rakhshani	BRI	Forward

## 2011-12

<b>First Team</b>		
Yann Danis	OKC	Goal
Mark Barberio	NOR	Defense
Paul Postma	STJ	Defense
Chris Bourque	HER	Left Wing
Keith Aucoin	HER	Center
Kyle Palmieri	SYR	Right Wing
<b>Second Team</b>		
Ben Bishop	PEO/BNG	Goal
Brian Connelly	ABB	Defense
Clay Wilson	ABB	Defense
Cory Conacher	NOR	Left Wing
T.J. Hensick	PEO	Center
Jon DiSalvatore	HOU	Right Wing
<b>All-Rookie</b>		
Eddie Pasquale	STJ	Goal
Matt Donovan	BRI	Defense
Cade Fairchild	PEO	Defense
Cory Conacher	NOR	Forward
Tyler Johnson	NOR	Forward
Gustav Nyquist	GR	Forward

## 2012-13

<b>First Team</b>		
Niklas Svedberg	PRO	Goal
Justin Schultz	OKC	Defense
Sami Vatanen	NOR	Defense
Jonathan Marchessault	SPR	Left Wing
Tyler Johnson	SYR	Center
Gustav Nyquist	GR	Right Wing
<b>Second Team</b>		
Curtis McElhinney	SPR	Goal
Mark Barberio	SYR	Defense
Adam Clendening	RFD	Defense
Matt Fraser	TEX	Left Wing
Jeff Taffe	HER	Center
Brett Connolly	SYR	Right Wing
<b>All-Rookie</b>		
Niklas Svedberg	PRO	Goal
Justin Schultz	OKC	Defense
Sami Vatanen	NOR	Defense
Ryan Spooner	PRO	Forward
Tyler Toffoli	MCH	Forward
Jason Zucker	HOU	Forward



# ALL-STAR TEAMS

## 2013-14

<b>First Team</b>		
Jake Allen	CHI	Goal
T.J. Brennan	TOR	Defense
Adam Clendening	RFD	Defense
Mike Hoffman	BNG	Left Wing
Travis Morin	TEX	Center
Colton Sceviour	TEX	Right Wing
<b>Second Team</b>		
Petr Mrazek	GR	Goal
Adam Almquist	GR	Defense
Brad Hunt	OKC	Defense
Zach Boychuk	CLT	Left Wing
Andy Miele	POR	Center
Spencer Abbott	TOR	Right Wing
<b>All-Rookie</b>		
Joni Ortio	ABB	Goal
Brenden Kichton	STJ	Defense
Ryan Sproul	GR	Defense
Curtis McKenzie	TEX	Forward
Teemu Pulkkinen	GR	Forward
Ryan Strome	BRI	Forward

## 2014-15

<b>First Team</b>		
Matt Murray	WBS	Goal
Brad Hunt	OKC	Defense
Chris Wideman	BNG	Defense
Chris Bourque	HFD	Left Wing
Andy Miele	GR	Center
Teemu Pulkkinen	GR	Right Wing
<b>Second Team</b>		
Jacob Markstrom	UTC	Goal
Colin Miller	MCH	Defense
Bobby Sanguinetti	UTC	Defense
Shane Prince	BNG	Left Wing
Jordan Weal	MCH	Center
Brian O'Neill	MCH	Right Wing
<b>All-Rookie</b>		
Matt Murray	WBS	Goal
Ville Pokka	RFD	Defense
Ryan Pulock	BRI	Defense
Viktor Arvidsson	MIL	Forward
Connor Brown	TOR	Forward
Charles Hudon	HAM	Forward

## 2015-16

<b>First Team</b>		
Peter Budaj	ONT	Goal
T.J. Brennan	TOR	Defense
Brandon Montour	SD	Defense
Chris Bourque	HER	Left Wing
Frank Vatrano	PRO	Center
Seth Griffith	PRO	Right Wing
<b>Second Team</b>		
Matt Murray	WBS	Goal
Will O'Neill	WBS	Defense
Robbie Russo	GR	Defense
Mikko Rantanen	SA	Left Wing
Dustin Jeffrey	SPR/WBS	Center
Mike Siso	ALB	Right Wing
<b>All-Rookie</b>		
Juuse Saros	MIL	Goal
Brandon Montour	SD	Defense
Robbie Russo	GR	Defense
Austin Czarnik	PRO	Forward
Mikko Rantanen	SA	Forward
Frank Vatrano	PRO	Forward

## 2016-17

<b>First Team</b>		
Troy Grosenick	SJ	Goal
T.J. Brennan	LV	Defense
Matt Taormina	SYR	Defense
Kenny Agostino	CHI	Left Wing
Wade Megan	CHI	Center
Taylor Beck	BAK/HFD	Right Wing
<b>Second Team</b>		
Zane McIntyre	PRO	Goal
Tim Heed	SJ	Defense
David Warsofsky	WBS	Defense
Chris Terry	STJ	Left Wing
Travis Boyd	HER	Center
Cory Conacher	SYR	Right Wing
<b>All-Rookie</b>		
Casey DeSmith	WBS	Goal
Devon Toews	BRI	Defense
Kyle Wood	TUC	Defense
Jake Guentzel	WBS	Forward
Mark Jankowski	STK	Forward
Daniel O'Regan	SJ	Forward

## 2017-18

<b>First Team</b>		
Garret Sparks	TOR	Goal
Jacob MacDonald	BNG	Defense
Sami Niku	MB	Defense
Chris Terry	LAV	Left Wing
Phil Varone	LV	Center
Mason Appleton	MB	Right Wing
<b>Second Team</b>		
Michael Hutchinson	MB	Goal
T.J. Brennan	LV	Defense
Zach Redmond	ROC	Defense
Andreas Johnsson	TOR	Left Wing
Austin Czarnik	PRO	Center
Ben Smith	TOR	Right Wing
<b>All-Rookie</b>		
Ville Husso	SA	Goal
Filip Hronek	GR	Defense
Sami Niku	MB	Defense
Mason Appleton	MB	Forward
Daniel Sprong	WBS	Forward
Dylan Strome	TUC	Forward

## 2018-19

<b>First Team</b>		
Alex Nedeljkovic	CLT	Goal
John Gilmour	HFD	Defense
Zach Redmond	ROC	Defense
Daniel Carr	CHI	Left Wing
Carter Verhaeghe	SYR	Center
Jeremy Bracco	TOR	Right Wing
<b>Second Team</b>		
Shane Starrett	BAK	Goal
Aaron Ness	HER	Defense
Ethan Prow	WBS	Defense
Tyler Benson	BAK	Left Wing
Chris Mueller	TOR	Center
Andrew Poturalski	CLT	Right Wing
<b>All-Rookie</b>		
Shane Starrett	BAK	Goal
Jake Bean	CLT	Defense
Mitch Reinke	SA	Defense
Alex Barre-Boulet	SYR	Forward
Drake Batherson	BEL	Forward
Tyler Benson	BAK	Forward

## 2019-20

<b>First Team</b>		
Kaapo Kahkonen	IA	Goal
Jake Bean	CLT	Defense
Brennan Menell	IA	Defense
Reid Boucher	UTI	Left Wing
Josh Norris	BEL	Center
Sam Anas	IA	Right Wing
<b>Second Team</b>		
Connor Ingram	MIL	Goal
Jacob MacDonald	COL	Defense
Brogan Rafferty	UTI	Defense
Gerry Mayhew	IA	Left Wing
Alex Barre-Boulet	SYR	Center
Drake Batherson	BEL	Right Wing
<b>All-Rookie</b>		
Cayden Primeau	LAV	Goal
Joey Keane	HFD/CLT	Defense
Brogan Rafferty	UTC	Defense
Alex Formenton	BEL	Forward
Josh Norris	BEL	Forward
Jack Studnicka	PRO	Forward

## 2020-21

<b>Atlantic Division</b>		
Jeremy Swayman	PRO	Goal
Samuel Bolduc	BRI	Defense
Tarmo Reunanen	HFD	Defense
Morgan Barron	HFD	Forward
Cameron Hughes	PRO	Forward
Jakub Lauko	PRO	Forward
<b>North Division</b>		
Zane McIntyre	LV	Goal
Oskari Laaksonen	ROC	Defense
Cameron Schilling	HER	Defense
Boris Katchouk	SYR	Forward
Connor McMichael	HER	Forward
Taylor Raddysh	SYR	Forward
<b>Canadian Division</b>		
Cayden Primeau	LAV	Goal
Otto Leskinen	LAV	Defense
Connor Mackey	STK	Defense
Kalle Kossila	TOR	Forward
Egor Sokolov	BEL	Forward
Nathan Todd	MB	Forward
<b>Central Division</b>		
Beck Warm	CHI	Goal
Calen Addison	IA	Defense
Cody Franson	RFD	Defense
Riley Barber	GR	Forward
Riley Damiani	TEX	Forward
Adam Mascherin	TEX	Forward
<b>Pacific Division</b>		
Logan Thompson	HSK	Goal
Josh Mahura	SD	Defense
Ryan Murphy	HSK	Defense
Cooper Marody	BAK	Forward
Andrew Poturalski	SD	Forward
T.J. Tynan	COL	Forward
<b>All-Rookie</b>		
Logan Thompson	HSK	Goal
Calen Addison	IA	Defense
Max Gildon	BAK	Defense
Riley Damiani	TEX	Forward
Connor McMichael	HER	Forward
Phil Tomasino	CHI	Forward

## 2021-22

<b>First Team</b>		
Dustin Wolf	STK	Goal
Jordan Gross	COL	Defense
Jordan Spence	ONT	Defense
Stefan Noesen	CHI	Forward
Andrew Poturalski	CHI	Forward
T.J. Tynan	ONT	Forward
<b>Second Team</b>		
Troy Grosenick	PRO	Goal
Jake Christiansen	CLE	Defense
Joseph Duszak	TOR	Defense
Martin Frk	ONT	Forward
Seth Griffith	BAK	Forward
Kiefer Sherwood	COL	Forward
<b>All-Rookie</b>		
Dustin Wolf	STK	Goal
Jack Rathbone	ABB	Defense
Jordan Spence	ONT	Defense
Jakob Pelletier	STK	Forward
JJ Peterka	ROC	Forward
Jack Quinn	ROC	Forward



---

# HISTORY OF THE AMERICAN HOCKEY LEAGUE

---

## 1930's

Following a meeting in Cleveland on October 4, 1936, officials from the International Hockey League and the Canadian-American Hockey League announce the formation of a combined circuit called the **International-American Hockey League** to begin play that fall.

International League teams in Cleveland, Syracuse, Pittsburgh and Buffalo play in the Western Division, and Can-Am League teams in Springfield, Providence, New Haven and Philadelphia play in the Eastern Division. League presidents **John D. Chick** (West) and **Maurice Podoloff** (East) continue to head up their respective divisions.

The Buffalo Bisons last only 11 games before withdrawing from the league in December of 1936, citing financial hardships due to having to play their home games in Niagara Falls, Ont. The Syracuse Stars win the first International-American Hockey League title by defeating the Philadelphia Ramblers in the championship series.

In 1937-38, Syracuse's **Jack Markle** leads the IAHL in scoring for the second year in a row. With **Frank Brimsek** allowing just 1.79 goals per game, the Providence Reds win the league championship as **Fred "Bun" Cook** earns the first of his seven titles as a head coach.

On June 28, 1938, the two founding leagues officially dissolve and the merger is completed, with Podoloff being elected the first President of the IAHL and Chick being named vice president. At the same meeting, the league admits the Hershey Bears as its newest member franchise.

The Cleveland Barons win the Calder Cup in 1938-39, and the league adds a ninth team the following year when the Indianapolis Capitals are granted membership. In July 1939, future Hall of Famer **Eddie Shore**, still active as a defenseman with the Boston Bruins, purchases the Springfield Indians, beginning an extraordinary tenure in the western Massachusetts city.

## 1940's

Providence wins the Calder Cup again in 1940. The IAHL drops the word "International" from its name before the 1940-41 season, officially becoming the American Hockey League. The Buffalo Bisons return to play when the Buffalo Memorial Auditorium ("The Aud") opens. The Cleveland Barons win the 1941 Calder Cup led by **Les Cunningham**, the league scoring champion and a five-time AHL All-Star.

In February 1942, the AHL holds an All-Star Game to raise funds for the war efforts in the United States and Canada. Springfield is forced out of its arena in 1942-43 when it is taken over by the United States Quartermaster for use during World War II; **Eddie Shore** moves his players to Buffalo and takes control of the Bisons franchise. Buffalo goalie **Gordie Bell** – just 17 years old – posts nine shutouts and leads the Bisons to the Calder Cup in 1943, their first of two straight titles.

The St. Louis Flyers join the AHL in 1944 and draw 13,384 fans for their inaugural game, setting a league record. Cleveland and Pittsburgh play what is still the highest-scoring game in AHL history, a 12-10 Barons win on March 17, 1945. **Eddie Shore** severs his partnership with Buffalo and purchases the New Haven Eagles in 1945, then returns to Springfield in 1946-47.

Cleveland Barons sniper **Johnny Holota** becomes the first player in AHL history to score 50 or more goals when he nets 52 during the 1946-47 season, and **Phil Hergesheimer** wins the scoring title with 92 points despite playing on a Philadelphia Rockets team that goes 5-52-7. A year later, **Carl Liscombe** (118) of the Providence Reds and **Cliff Simpson** (110) of the Indianapolis Capitals become the first pro players ever to top the 100-point mark.

The Buffalo Bisons set a single-game scoring mark in a 16-4 win over Philadelphia on November 14, 1948. St. Louis sets another attendance record during the 1949 postseason, as 15,331 fans pack the St. Louis Arena to see a semifinal game against Providence. Cleveland and Buffalo dominate the 1940's with each winning three Calder Cup championships. The Barons win six division titles and go to the Calder Cup Finals five times in the decade.

## 1950's

The Cincinnati Mohawks join the AHL in 1949-50. Led by future Hockey Hall of Fame goaltender **Terry Sawchuk**, the Indianapolis Capitals roll through the playoffs, winning eight games without a loss to claim their second Calder Cup championship.

A young **Johnny Bower** leads the Cleveland Barons to the 1951 Calder Cup. The Springfield franchise is on the move again, relocating to the new Onondaga County War Memorial in Syracuse in 1951-52. Head coach **King Clancy**, 30-goal scorer **George Armstrong** and star defensemen **Tim Horton** and **Frank Mathers** help the Pittsburgh Hornets to the Calder Cup in 1952. **Maurice Podoloff**, who had added responsibilities as commissioner of the Basketball Association of America (and later the NBA) since 1946, steps down as AHL president prior to the 1952-53 season.

The Cleveland Barons win the Calder Cup in 1953, defeating Pittsburgh, 1-0 in overtime, in Game 7 of the Finals on a goal from defenseman **Bob Chrystal**. **George "Red" Sullivan** records 89 assists for the Hershey Bears in 1953-54, a single-season record that still stands today. After three seasons in central New York, the Syracuse Warriors return to Springfield for the 1954-55 campaign.

The All-Star Game returns in October 1954, with a team of AHL stars facing the defending champion Cleveland Barons to raise money for a players' emergency fund. **Zellio Toppazzini** wins the scoring title with 113 points and **Johnny Bower** captures the first of his three consecutive MVP awards in leading the Providence Reds to a Calder Cup title in 1955-56.

The Rochester Americans join the league in 1956-57 and promptly go to the Calder Cup Finals where they lose to Cleveland. Player/coach **Frank Mathers** and business manager **Baz Bastien** move from Pittsburgh to Hershey in 1957-58 and promptly lead the Bears to consecutive championships. When the Quebec Aces are admitted to the league in August 1959, the AHL has its first true Canadian-based team.



## HISTORY OF THE AMERICAN HOCKEY LEAGUE

### 1960's

The Springfield Indians open the 60's by winning three straight Calder Cups and star center **Bill Sweeney** wins three straight AHL scoring titles, two feats that have yet to be duplicated. The Pittsburgh Hornets, who suspended operations when the Duquesne Gardens closed in 1956, return to the AHL in 1961-62 playing at the new Civic Arena.

**Art Stratton** enters the AHL record book with a nine-point game for the Buffalo Bisons in 1962-63. The Cleveland Barons win the last of their nine Calder Cup championships in 1964, defeating Quebec in the Finals. Rochester wins its first title in 1964-65, with future NHL coaches **Al Arbour**, **Don Cherry** and **Gerry Cheevers** leading the way on the ice. It would be the first of four straight Finals appearances for the Amerks, still an AHL record.

With eyes on a possible merger, the AHL and the Western Hockey League play an interlocking schedule in 1965-66, with each AHL club playing a home-and-home set against the WHL's six teams (Los Angeles, Portland, San Francisco, Seattle, Vancouver, Victoria). Buffalo's **Billy Dea** ends his record ironman streak at 548 consecutive games played when he misses a game to attend his father's funeral.

Springfield Indians GM **Jack Butterfield** is named interim president of the AHL in August 1966 and is formally elected a year later; he will go on to guide the league for nearly three decades. The Pittsburgh Hornets win the Calder Cup in 1967, their final act in the AHL before giving way to the NHL expansion Penguins the next season.

The Los Angeles Kings purchase **Eddie Shore's** players from him in 1967-68 and rename his franchise the Springfield Kings. The AHL and WHL face each other again in regular-season play, but the two leagues do not merge and continue to operate independently. The Rochester Americans defeat Quebec to win their third Calder Cup in four years. Following the season, Cleveland Barons great **Fred Glover** retires to take over as head coach of the NHL's Oakland Seals; Glover leaves the AHL as the league's all-time leader in games played, goals, assists and points and with five Calder Cup championships to his credit.

Under the direction of general manager **Sam Pollock**, the Montreal Canadiens become the first NHL team to own and operate their AHL affiliate in the same market; the Voyageurs begin play at the Montreal Forum in 1969.

### 1970's

The Buffalo Bisons win their fifth and final Calder Cup in 1970, then cease operations as the NHL's Sabres begin play. The 1970-71 Springfield Kings, led by **Butch Goring** and **Billy Smith**, become the first team in league history to win the Calder Cup after posting a losing record during the regular season; in the Finals, the Kings, coached by **Johnny Wilson**, defeat the Providence Reds, who are coached by Johnny's younger brother **Larry Wilson**.

NHL expansion opens opportunities for new franchises and new markets in the AHL: in 1971-72, Montreal moves its operation to Halifax and wins the Calder Cup as the Nova Scotia Voyageurs; the Cincinnati Swords begin play as Buffalo's AHL affiliate; and the AHL expands its geography to Virginia with the Richmond Robins and Tidewater Wings (Hampton/Norfolk). But the biggest headlines are made by the Boston Braves, who pack Boston Garden with an average of 11,255 fans per game in their first year.

**Willie Marshall** eclipses **Fred Glover's** four major league records and retires leaves the AHL in 1972 as the league's all-time leading scorer with 523 goals, 852 assists and 1,375 points in 1,205 games over 20 seasons.

More changes in 1972-73, as the New Haven Nighthawks begin play and the Cleveland Barons move to Jacksonville mid-season. The Cincinnati Swords are the class of the league, rolling to the 1973 Calder Cup following a 54-win regular season; the Cup-clinching game, played at the Aud in Buffalo, draws 15,019 fans.

In 1974-75, Rochester's **Doug Gibson** becomes the first player ever to lead the AHL in goals, assists and points in the same season. The Springfield Kings become the Springfield Indians again as **Eddie Shore** resumes control of the franchise; the Indians finish fourth in the division but defeat Providence, Rochester and New Haven to win another championship. A year later, Shore sells the team, ending an era in Springfield hockey.

Nova Scotia wins back-to-back Calder Cup titles in 1976 and 1977, and with the Montreal Canadiens winning back-to-back Stanley Cups, it marks the first two times an organization captures the Calder and Stanley Cups in the same season.

President **Jack Butterfield** navigates the AHL through difficult times in the decade, and the league survives the loss of markets to NHL expansion and the appearance (and disappearance) of the World Hockey Association and the North American Hockey League. After just six teams play in 1976-77, the AHL adds franchises over the next three years in Portland, Maine; Binghamton, N.Y.; Moncton, N.B.; and Glens Falls, N.Y.

AHL teams begin a tradition of hosting exhibitions against clubs from the Soviet Union in 1977-78, as Dynamo Moscow visits six league arenas. The Hershey Bears' schedule is disrupted late in the 1978-79 season when Hersheypark Arena becomes a shelter in the aftermath of the nuclear accident at nearby Three Mile Island. The Maine Mariners follow their 1978 Calder Cup championship with another in 1979, becoming the only team in AHL history to win the title in each of its first two seasons.



### 1980's

With the Winter Olympics about to take place up the road in Lake Placid during the 1979-80 season, the Adirondack Red Wings host exhibitions against the national teams from the United States, West Germany, Sweden and Finland. The Hershey Bears win the Calder Cup in 1980, and Adirondack follows in 1981 in just its second season in the league.

New Haven's 4-OT win over Rochester in the first round of the 1982 playoffs breaks a 44-year-old AHL record for the longest game. With prospects from both the Chicago Blackhawks and Toronto Maple Leafs, the New Brunswick Hawks finish with the AHL's best record in 1981-82 and go on to win the Calder Cup. The Binghamton Whalers' **Ross Yates** (125 points) edges the St. Catharines Saints' **Bruce Boudreau** (122) for the 1982-83 scoring title. Under head coach **Mike Keenan**, Rochester defeats Maine for the 1983 Calder Cup; a year later, Maine beats Rochester to earn its third championship in seven seasons.

The 1984-85 Baltimore Skipjacks win a league-record 16 consecutive games and reach the Calder Cup Finals, but they fall to the Sherbrooke Canadiens and their 19-year-old rookie goaltender **Patrick Roy**, fresh out of junior hockey. **Paul Gardner** follows up a 130-point campaign with 112 points in 1985-86, becoming the first player in over 20 years to win consecutive AHL scoring titles. That same year Adirondack, led by head coach **Bill Dineen**, captures its second Calder Cup.

The AHL institutes a shootout to break ties in 1986-87. **Brett Hull** explodes into the AHL, winning the Dudley "Red" Garrett Award as the league's top rookie; Hull notches 50 goals with the Moncton Golden Flames in his only AHL season. On December 5, 1987, Rochester's **Darcy Wakaluk** becomes the first AHL goalie ever to score a goal. The AHL drops the shootout in favor of awarding a point for an overtime loss in 1987-88. Hershey wins the Calder Cup, rolling through the postseason unbeaten (12-0) with four-game sweeps of Binghamton, Adirondack and Fredericton.

The 1988-89 Sherbrooke Canadiens help rewrite the league's scoring records, thanks to rookie **Stephan Lebeau** – who posts 134 points and 70 goals – and **Benoit Brunet**, who sets a rookie record with 76 assists. But it's Adirondack that closes out the decade with its third championship in nine years, along the way becoming the second team in AHL history to erase an 0-3 deficit to win a best-of-seven playoff series; **Adam Graves** scores the OT winner in Game 7 to complete the semifinal comeback over Hershey.

### 1990's

The AHL enters the 1990's with the Springfield Indians winning back-to-back championships, as the New York Islanders' affiliate in 1990 and as the Hartford Whalers' affiliate in 1991 – defeating Rochester in the Finals both times. Toronto moves its affiliate to St. John's, Newfoundland, in 1991-92, and the Maple Leafs and head coach **Marc Crawford** promptly go to the Calder Cup Finals, where they lose to Adirondack and its head coach **Barry Melrose** in a memorable seven-game series in which the road team wins every game.

The Binghamton Rangers are the story of the 1992-93 regular season, losing just 13 of 80 games while forward **Don Biggs** sets the league's single-season scoring mark with 138 points. But the Rangers are upset by Rochester in the second round of the playoffs, and the Cape Breton Oilers ride the inconceivable hot streak of **Bill McDougall** to the Calder Cup championship: McDougall smashes Calder Cup records by posting 26 goals and 52 points in just 16 games during the 1993 postseason.

After the Maine Mariners move to Providence in 1992-93, the Baltimore Skipjacks move to Portland in 1993-94 and the Pirates win the Calder Cup behind playoff MVP **Olaf Kolzig**. After 28 years as league president, **Jack Butterfield** retires from the position and is replaced by **David Andrews**, GM of the '93 champion Cape Breton Oilers.

The AHL adopts roster rules prior to the 1994-95 season that put a sharper focus on its role as the top development league for the NHL. The puck drops for new teams in Springfield (Falcons), Worcester (IceCats) and Syracuse (Crunch). The AHL All-Star Game – the first such event in 35 years – is played in front of a sell-out crowd at the Providence Civic Center and is broadcast across North America on ESPN2, TSN and RDS. The Albany River Rats win the 1995 Calder Cup by sweeping the Fredericton Canadiens in the Finals, in the same year the parent New Jersey Devils win their first Stanley Cup.

For the league's 60th anniversary in 1995-96, the AHL adds teams in Baltimore and Greensboro, N.C., and is realigned into four divisions and two conferences for the first time. Teams receive a point for an overtime loss, a policy later adopted by the NHL. The All-Star Classic is held in Hershey as the league adds a Skills Competition to the All-Star Game. **Brad Smyth** of the Carolina Monarchs scores 68 goals in 68 games. Coach **John Tortorella**'s Rochester Americans capture their sixth Calder Cup, defeating **Barry Trotz**'s Portland Pirates in a seven-game Finals.

In 1996-97, the Philadelphia Phantoms and Kentucky Thoroughblades join the league and finish 1-2 in attendance. A record crowd of 20,672 fans watches the Carolina Monarchs face Kentucky at Greensboro Coliseum. Rochester participates in the Spengler Cup tournament in Davos, Switzerland, the first North American pro club ever invited to the event. The Phantoms compile the league's best regular-season mark including a record 19 straight home wins, but Hershey claims the eighth Calder Cup in team history by defeating the first-year Hamilton Bulldogs in the Finals. A year later, Philadelphia's **Peter White** wins his third scoring title in four years and leads the Phantoms to their first championship, the Cup-clinching game played before 17,380 fans at a sold-out Spectrum.

Philadelphia sets another AHL attendance record in 1998-99, averaging 12,002 fans per game. Under rookie head coach **Peter Laviolette**, the Providence Bruins master an incredible 70-point turnaround, winning 56 games in the regular season and capturing the Calder Cup just one season removed from a 19-54-7 outing. The AHL tests a 4-on-4 format in regular-season overtime, and adopts the policy the following year.



### 2000's

The Wilkes-Barre/Scranton Penguins begin play in 1999-2000 at a brand-new facility in northeastern Pennsylvania. The Hartford Wolf Pack, who moved into Connecticut's capital when the NHL's Whalers departed in 1997, capture the city's first-ever pro hockey championship as **John Paddock** becomes the first head coach to win Calder Cups with three different teams. A redesigned Calder Cup trophy is unveiled in 2000-01, and the Saint John Flames bring a championship to Atlantic Canada.

The 2001-02 season is one of the most memorable in league history for a wide range of reasons. The year begins on a tragic note, as AHL alumni **Ace Bailey** and **Mark Bavis** are among the victims of the 9/11 terrorist attacks in New York City. Membership jumps to 27 teams and the geography of the league changes dramatically with the additions of nine teams, including six from the now-defunct International Hockey League as well as Bridgeport, Cleveland and Manchester. An incredibly competitive regular season ends with the top 17 teams separated by just 12 points. The playoff format expands to include 20 participants, 10 in each conference. The Hershey Bears play their final game at historic Hersheypark Arena, which first opened its doors in 1936. The Chicago Wolves, 16th overall in the regular season-standings, capture the Calder Cup in their first season in the AHL by winning five series in the postseason.

Bolstered by a dual affiliation with Montreal and Edmonton, the Hamilton Bulldogs dominate the 2002-03 regular season before being derailed by Houston in a classic seven-game Finals series. Springfield captain **Rob Murray** becomes the sixth player ever to skate in 1,000 AHL games. In 2003-04, Milwaukee finishes first overall in the regular season and then captures the Calder Cup with a convincing sweep of Wilkes-Barre/Scranton, the first league championship in franchise history. A record number of shutouts (210) highlights the "year of the goaltender," and Hartford backstop **Jason LaBarbera** claims the Les Cunningham Award as the AHL's MVP.

The NHL's lockout of 2004-05 provides the AHL with some of its brightest young talent ever. **Jason Spezza** rolls to the scoring championship racking up 117 points for Binghamton, while Rochester's **Ryan Miller** becomes the AHL's first 40-game winner in four decades. The shootout is re-introduced to decide a winner of games tied after overtime. And the league experiences its largest numbers ever at the gate, with more than 7.1 million fans attending games throughout North America, including several contests in NHL arenas. Philadelphia, which set an AHL record with a 17-game winning streak earlier in the season, sweeps Chicago to win the Calder Cup championship, clinching the title before a playoff-record 20,103 fans at the Wachovia Center.

Several facets of the NHL's new rules package are adopted by the AHL, which marks its 70th anniversary in 2005-06. Wilkes-Barre/Scranton storms out to the best start in league history by earning a point in its first 23 games (20-0-2-1). Philadelphia's **John Slaney** records his 454th career point, becoming the AHL's all-time scoring leader among defensemen. The AHL Hall of Fame is created, with **Johnny Bower, Jack Butterfield, Jody Gage, Fred Glover, Willie Marshall, Frank Mathers** and **Eddie Shore** inducted as the inaugural class. Hershey, which missed the playoffs the previous two seasons, begins an affiliation with the Washington Capitals and captures its record-tying ninth Calder Cup with a six-game win over Milwaukee in the Finals.

The Board of Governors overwhelmingly approves the mandatory use of protective visors by all AHL players beginning in 2006-07. Hershey seems destined to repeat as champions, finishing with a league-best 114 points in the regular season. Chicago's **Darren Haydar** sets an AHL record by recording a point in 39 consecutive games, while teammate Brett Sterling scores 55 goals, the most by an AHL rookie in 16 years. But the Wolves and Bears both fall in the playoffs to the upstart Hamilton Bulldogs and **Carey Price**, who duplicates **Patrick Roy's** feat from 22 years earlier and leads Montreal's affiliate to a Calder Cup champion as a 19-year-old goaltender fresh out of junior hockey.

Chicago comes back in 2007-08 and wins its second Calder Cup, holding off Wilkes-Barre/Scranton in six games in the Finals. Wolves forward **Jason Krog** becomes just the third player to lead the AHL in goals, assists and points in the same season, then does the same in the playoffs. After leading Hershey to back-to-back Finals appearances, **Bruce Boudreau** is promoted by the Washington Capitals in mid-season and goes on to capture the Jack Adams Award as the NHL's coach of the year.

Hershey reaches the Calder Cup Finals for the third time in four years in 2008-09 and wins its record 10th championship with a six-game series victory over the Manitoba Moose. Bears forward **Alexandre Giroux** sets a league record by scoring a goal in 15 straight games, and winds up the fifth AHL player ever to score 60 in a season. Head coach **Dan Bylsma** is promoted from Wilkes-Barre/Scranton in February and leads the Pittsburgh Penguins to the Stanley Cup.



### 2010's

The first-ever outdoor game in AHL history highlights the 2009-10 season, as the Syracuse Crunch draw a league-record 21,508 fans to the New York State Fairgrounds for a meeting with the Binghamton Senators. The Hershey Bears set records with 60 victories and a 24-game home winning streak in the regular season, and Bears forwards **Keith Aucoin** and **Alexandre Giroux** are the league's top two scorers for the second year in a row. The Abbotsford Heat begin play, the AHL's first team ever in the Pacific time zone. In the playoffs, the first-year Texas Stars reach the Finals but fall to Hershey as the Bears become the AHL's first repeat champions since 1991.

The AHL reaches 30 active teams for the first time in 2010-11. The Oklahoma City Barons' **Bryan Helmer** becomes the top-scoring defenseman in league history, and also plays his 1,000th game. While Wilkes-Barre/Scranton cruises through the regular season with 58 wins, the rest of the league engages in several tight races down the stretch. The Binghamton Senators qualify for the playoffs via the crossover as the fifth-place team in the East Division and earn a historic first-round win over Manchester, erasing a 3-1 series deficit by taking each of the final three games in overtime. The Sens go on to take out Portland, Charlotte and Houston to earn the first championship in 29 seasons of AHL hockey in Broome County.

The Norfolk Admirals put together one of the greatest seasons in AHL history in 2011-12, garnering headlines around the world with their professional-hockey record 28-game winning streak. The Adirondack Phantoms and Hershey Bears battle outdoors at Citizens Bank Park in Philadelphia and more than double the AHL's single-game attendance record when 45,653 fans watch the game. Hamilton hosts Toronto outside at Ivor Wynne Stadium before the largest crowd ever to watch AHL hockey in Canada (20,565). Coach **Jon Cooper's** Admirals roll to their first Calder Cup with a 15-3 playoff record, sweeping Toronto in the Finals. The first three months of the 2012-13 AHL season are headlined by an even greater influx of young talent in the wake of an NHL work stoppage. **Justin Schultz's** record pace with Oklahoma City earns him the Eddie Shore Award as the AHL's outstanding defenseman, and fellow Edmonton Oilers budding stars **Jordan Eberle**, **Taylor Hall** and **Ryan Nugent-Hopkins** also turn hockey's attention to OKC. Following an affiliation switch to Syracuse, Tampa Bay's top prospects make a second consecutive trip to the Calder Cup Finals, but the Grand Rapids Griffins — led by playoff MVP **Tomas Tatar** — bring West Michigan its first championship by prevailing in a thrilling postseason run.

The AHL returns to Utica, N.Y., in 2013-14 as the Comets begin play at a renovated Memorial Auditorium. Rochester is once again invited to participate in the Spengler Cup tournament. The league plays host to Farjestad BK of the Swedish Hockey League at the AHL All-Star Classic in St. John's. Chicago's **Jake Allen** leads the AHL in all four major goaltending categories (wins, GAA, save percentage and shutouts). **Travis Morin** earns both regular-season and playoff MVP honors and wins both scoring titles as the Texas Stars go wire-to-wire, finishing with the best record in the league before capturing the franchise's first Calder Cup with a Finals win over the St. John's IceCaps.

Wilkes-Barre/Scranton rookie **Matt Murray** sets several records during the 2014-15 season, including the longest shutout streak ever by an AHL goaltender (304:11). The AHL adopts a new overtime format that includes time played at 3-on-3, bringing even more excitement to the extra period. The Syracuse Crunch set an all-time attendance record for an indoor pro hockey game in the U.S. as 30,715 fans watch their game against Utica at the Carrier Dome. The Lehigh Valley Phantoms are a hit with fans in their first season in Allentown, selling out 22 games at the beautiful new PPL Center. The Manchester Monarchs capture a bittersweet Calder Cup in their final season in the Queen City.

The AHL's geography changes dramatically in 2015-16 with the formation of a Pacific Division and the addition of five teams in California. The Manitoba Moose also return to the fold as the Winnipeg Jets' new top affiliate. Two long-standing league records fall, as San Jose's **Roy Sommer** passes **Bun Cook** to become the winningest head coach in AHL history, and Rockford's **Michael Leighton** surpasses **Johnny Bower's** mark for career shutouts. Ontario's **Peter Budaj** wins 42 games, the most by an AHL goalie in 55 years. The AHL's 80th-anniversary season ends with a Finals matchup between two of the league's most tenured cities, and the Lake Erie Monsters complete a 15-2 postseason run with a sweep of Hershey to bring the Calder Cup to Cleveland for the first time since 1964.

**Kenny Agostino** runs away with the AHL scoring title and earns MVP honors in 2016-17, helping the Chicago Wolves to a division title. Wilkes-Barre/Scranton finishes with the best regular-season record in the AHL while continuing to develop Stanley Cup champions: 2016-17 AHL All-Rookie forward **Jake Guentzel** leads the NHL with 13 playoff goals as Pittsburgh wins its second straight title. For the second time in five seasons, the Grand Rapids Griffins defeat the Syracuse Crunch in six games to capture the Calder Cup.

In 2017-18, the AHL welcomes Laval, Que., and Belleville, Ont., to the league. Several AHL players represent their countries at the Olympics in PyeongChang, South Korea, including Stockton's **Cody Goloubef**, Wilkes-Barre/Scranton's **Christian Thomas** and Belleville's **Chris Kelly**, who win bronze with Canada. Lehigh Valley needs five overtimes to beat Charlotte in Game 4 of their playoff series, the longest game in AHL history. The Toronto Marlies set the pace from start to finish, leading the league with 54 wins and 112 points during the regular season before outlasting Texas in the first seven-game Calder Cup Finals since 2003.

The Colorado Eagles join the AHL in 2018-19, bringing the league to 31 teams for the first time. The Utica Comets continue to fill the Adirondack Bank Center and set a new league record for consecutive sellouts. Recalled from San Antonio on January, **Jordan Binnington** goes on to backstop the St. Louis Blues to their first Stanley Cup championship. The Charlotte Checkers roll to the regular-season title, then capture their first Calder Cup with a five-game victory over Chicago in the Finals.





2020's

With teams gearing up for a run at the Calder Cup Playoffs, the 2019-20 season is abruptly suspended on March 12 due to the COVID-19 pandemic. The campaign is officially canceled on May 11, marking the first time in 84 years that the Calder Cup will not be awarded. **David Andrews** retires as President and CEO on June 30, succeeded by **Scott Howson**. Many AHL graduates play prominent roles when the NHL resumes its season in August. Tampa Bay and Dallas meet in a Stanley Cup Final between two organizations with long-running development success in the AHL, and the Lightning's six-game victory makes **Jon Cooper** just the eighth head coach ever to win both Stanley Cup and Calder Cup titles.

The 2020-21 season is delayed until as the pandemic continues, finally getting underway in February with 28 teams participating with abbreviated schedules of varying lengths. With fans unable to attend games, several teams operate out of practice facilities or their NHL affiliates' rinks, including in Montreal, Ottawa and Calgary. The Henderson Silver Knights begin play in Las Vegas and are one of the most successful first-year clubs in league history, finishing atop the Pacific Division during the regular season.

A full 1,118-game schedule is played in 2021-22, including a return to Abbotsford with the first-year Canucks joining the league. For the first time ever, 10 female referees and linespeople join the league's roster of on-ice officials. The Chicago Wolves defeat the Springfield Thunderbirds to claim the Calder Cup as the league hands out its championship trophy for the first time in three years.

AMERICAN HOCKEY LEAGUE HALL OF FAME

Located online at [www.ahlhalloffame.com](http://www.ahlhalloffame.com), the **American Hockey League Hall of Fame** was established in 2006 to recognize, honor and celebrate individuals for their outstanding achievements and contributions specifically in the American Hockey League. Induction ceremonies are held annually as part of the festivities at the AHL All-Star Classic.



AMERICAN HOCKEY LEAGUE HALL OF FAME HONORED MEMBERS

<i>Jimmy Anderson</i> .....2009	<i>Les Cunningham</i> .....2009	<i>Brian Kilrea</i> ..... 2018	<i>Louis A.R. Pieri</i> .....2009
<i>John Anderson</i> ..... 2019	<i>Billy Dea</i> .....2017	<i>Steve Kraftcheck</i> .....2008	<i>Maurice Podoloff</i> .....2011
<i>David Andrews</i> .....2021*	<i>Bill Dineen</i> ..... 2014	<i>Jean-Francois Labbe</i> ..... 2016	<i>Noel Price</i> .....2008
<i>Keith Aucoin</i> ..... 2022*	<i>Murray Eaves</i> ..... 2019	<i>Mitch Lamoureux</i> .....2011	<i>Eddie Shore</i> .....2006
<i>Jim Bartlett</i> ..... 2018	<i>Robbie Ftorek</i> .....2020	<i>Bruce Landon</i> ..... 2016	<i>John Slaney</i> .....2014
<i>Nolan Baumgartner</i> ... 2022*	<i>Jody Gage</i> .....2006	<i>Al MacNeil</i> ..... 2014	<i>Brad Smyth</i> ..... 2019
<i>Harvey Bennett</i> ..... 2013	<i>Dick Gamble</i> ..... 2007	<i>Willie Marshall</i> .....2006	<i>John Stevens</i> ..... 2012
<i>Don Biggs</i> .....2018	<i>Ken Gernander</i> ..... 2013	<i>Frank Mathers</i> .....2006	<i>Art Stratton</i> ..... 2015
<i>Bruce Boudreau</i> .....2009	<i>Fred Glover</i> .....2006	<i>Gil Mayer</i> ..... 2007	<i>Bill Sweeney</i> ..... 2010
<i>Johnny Bower</i> .....2006	<i>Jack Gordon</i> ..... 2012	<i>Glenn Merkosky</i> ..... 2018	<i>Fred Thurier</i> .....2020
<i>Jack Butterfield</i> .....2006	<i>Denis Hamel</i> .....2020	<i>Jim Morrison</i> ..... 2013	<i>Tim Tookey</i> .....2008
<i>Frederic Cassivi</i> ..... 2015	<i>Darren Haydar</i> .....2020	<i>Rob Murray</i> .....2017	<i>Zellio Toppazzini</i> ..... 2012
<i>Don Cherry</i> ..... 2019	<i>Bryan Helmer</i> .....2017	<i>Mike Nykoluk</i> ..... 2007	<i>Bill Torrey</i> ..... 2022*
<i>Bruce Cline</i> ..... 2016	<i>James C. Hendy</i> ..... 2015	<i>John Paddock</i> ..... 2010	<i>Peter White</i> ..... 2013
<i>Fred "Bun" Cook</i> ..... 2007	<i>Bronco Horvath</i> ..... 2015	<i>Marcel Paille</i> ..... 2010	<i>Larry Wilson</i> .....2011
<i>Dave Creighton</i> ..... 2022*	<i>Ralph Keller</i> ..... 2016	<i>Bob Perreault</i> ..... 2014	<i>Doug Yingst</i> .....2017
<i>Joe Crozier</i> ..... 2012	<i>Macgregor Kilpatrick</i> .... 2010	<i>Harry Pidhirny</i> .....2011	

\*induction to take place in 2023

# HOCKEY HALL OF FAME

Since its first members were honored in 1945, a total of **128** players, coaches, officials and managers with ties to the American Hockey League have been inducted into the Hockey Hall of Fame.

## PLAYERS

NAME	AHL TEAM(S)	INDUCTED
Sid Abel	Pittsburgh, Indianapolis	1969
George Armstrong	Pittsburgh	1975
Bill Barber	Richmond, Hershey, Philadelphia	1990
Marty Barry	Pittsburgh	1965
Andy Bathgate	Cleveland, Pittsburgh	1978
Bobby Bauer	Providence	1996
Max Bentley	Providence	1966
Hector "Toe" Blake	Buffalo	1966
Rob Blake	Manchester	2014
Leo Boivin	Pittsburgh	1986
George "Buck" Boucher	Springfield	1960
Johnny Bower	Providence, Cleveland	1976
Frank Brimsek	New Haven, Providence	1966
Walter "Turk" Broda	Quebec	1967
Maritn Brodeur	Utica	2018
Guy Carbonneau	Nova Scotia	2019
Gerry Cheevers	Pittsburgh, Rochester	1985
Chris Chelios	Grand Rapids, Chicago	2013
Frank "King" Clancy	Cincinnati, Pittsburgh	1958
Aubrey "Dit" Clapper	Buffalo	1947
Bobby Clarke	Philadelphia	1987
Neil Colville	New Haven	1967
Bill Cook	Cleveland	1952
Fred "Bun" Cook	Providence, Cleveland	1995
Yvon Cournoyer	Quebec	1982
Alex Delvecchio	Indianapolis	1977
Gordie Drillon	Syracuse	1975
Ken Dryden	Montreal	1983
Woody Dumart	Providence	1992
Vyacheslav Fetisov	Utica	2001
Fern Flaman	Hershey, Pittsburgh, Providence	1990
Grant Fuhr	Moncton, Cape Breton, Rochester, Saint John	2003
Bob Gainey	Nova Scotia	1992
Herb Gardiner	Philadelphia	1958
Bernie Geoffrion	Quebec	1972
Eddie Giacomin	Providence, Baltimore	1987
Rod Gilbert	New Haven	1982
Ebbie Goodfellow	St. Louis	1963
Glenn Hall	Indianapolis	1975
Doug Harvey	Buffalo, Quebec, Baltimore, Pittsburgh	1973
Bryan Hextall Sr.	Philadelphia, Cleveland, Washington	1969
Harry "Hap" Holmes	Cleveland	1972
Tim Horton	Pittsburgh	1977
Harry Howell	Cincinnati	1979

NAME	AHL TEAM(S)	INDUCTED
Brett Hull	Moncton	2009
Ivan "Ching" Johnson	Washington	1958
Tom Johnson	Buffalo	1970
Rod Langway	Hampton, Nova Scotia, Providence	2002
Guy Lapointe	Montreal	1993
Jacques Lemaire	Quebec	1984
Herbie Lewis	Indianapolis	1989
Roberto Luongo	Lowell, Louisville	2022
Harry Lumley	Indianapolis, Buffalo, Providence	1980
Dickie Moore	Buffalo	1974
Bill Mosienko	Providence	1965
Joe Mullen	Wilkes-Barre/Scranton	2000
Adam Oates	Adirondack	2012
Buddy O'Connor	Cincinnati	1988
Brad Park	Buffalo	1988
Lynn Patrick	New Haven	1980
Pierre Pilote	Buffalo	1975
Jacques Plante	Buffalo, Baltimore	1978
Walter "Babe" Pratt	Hershey, Cleveland	1966
Marcel Pronovost	Indianapolis	1978
Bill Quackenbush	Indianapolis	1976
Jean Ratelle	Baltimore	1985
Chuck Rayner	Springfield	1973
Larry Robinson	Nova Scotia	1995
Patrick Roy	Sherbrooke	2006
Martin St. Louis	Saint John	2018
Serge Savard	Quebec	1986
Terry Sawchuk	Indianapolis	1971
Milt Schmidt	Providence	1961
Earl Seibert	Indianapolis, Springfield	1963
Eddie Shore	Springfield, Buffalo	1947
Steve Shutt	Nova Scotia	1993
Bill Smith	Springfield	1993
Clint Smith	Philadelphia, Cincinnati	1991
Allan Stanley	Providence	1981
John "Jack" Stewart	Pittsburgh	1964
Cecil "Tiny" Thompson	Buffalo	1959
Bryan Trottier	Portland	1997
Rogie Vachon	Quebec	2016
Harry Watson	Buffalo	1994
Ralph "Cooney" Weiland	Hershey, New Haven	1971
Lorne "Gump" Worsley	New Haven, Providence, Springfield, Quebec	1980
Sergei Zubov	Binghamton	2019

## BUILDERS

NAME	AHL AFFILIATION(S)	INDUCTED
Keith Allen	Buffalo, Springfield, Syracuse	1992
Al Arbour	Rochester	1996
Herb Brooks	Utica	2006
George Brown	Canadian-American League founder	1961
Pat Burns	Sherbrooke	2014
Walter Bush	Kentucky	2000
Jack Butterfield	New Haven, Springfield, AHL	1980
Frank Calder	AHL	1947
Murray Costello	Hershey	2005
Jim Devellano	Adirondack	2010
Emile Francis	New Haven, Cincinnati, Cleveland	1982
Jim Gregory	New Brunswick	2007
Jim Hendy	Cleveland	1968
Ken Holland	Binghamton, Springfield, Adirondack	2020
George "Punch" Imlach	Springfield, New Brunswick	1984
Tommy Ivan	Indianapolis	1974
Brian Kilrea	Springfield, Rochester	2003
Lou Lamoriello	Albany, Lowell	2009
John Mariucci	Providence, St. Louis	1985
Frank Mathers	Pittsburgh, Hershey	1992
Jake Milford	Cleveland, New Haven	1984
Ian "Scotty" Morrison	AHL referee-in-chief	1999
Willie O'Ree	Springfield, New Haven	2018
Craig Patrick	Wilkes-Barre/Scranton	2001
Rudy Pilous	Buffalo, St. Catharines	1985
Bud Poile	Quebec	1990
Sam Pollock	Rochester, Montreal, Nova Scotia	1978
Pat Quinn	Maine	2016
Jim Rutherford	Hershey, New Haven, Adirondack	2019
Glen Sather	Nova Scotia, Cape Breton, Hamilton, Hartford	1997
Fred Shero	New Haven, Cincinnati, Cleveland, Buffalo	2013
Harry Sinden	Providence	1983
Bill Torrey	Pittsburgh, AHL	1995

## OFFICIALS

NAME	AHL OFFICIAL	INDUCTED
John Ashley	AHL Official	1981
John D'Amico	AHL Official	1993
George Hayes	AHL Official	1988
Bill McCreary	AHL Official	2014
Matt Pavelich	AHL Official	1987
Ray Scapinello	AHL Official	2008
Frank Udvari	AHL Official	1973
Andy Van Hellemond	AHL Official	1999





**American Hockey League  
Team Directories**

## WESTERN CONFERENCE, PACIFIC DIVISION – 2ND SEASON

abbotsford.canucks.com  /abbotsfordcanucks  @abbycanucks  abbotsfordcanucks



# ABBOTSFORD CANUCKS



**Ryan Johnson**  
General Manager



**Rob Mallowney**  
Chief Operating Officer



**Jeremy Colliton**  
Head Coach



**Vancouver Canucks**  
NHL Affiliate

### PERSONNEL

Governor .....	Francesco Aquilini
General Manager/Alternate Governor .....	Ryan Johnson
Chief Operating Officer .....	Rob Mallowney
Vice President, Business Operations .....	Raj Mutti
General Manager, Abbotsford Centre .....	Rick Comeau
Head Coach .....	Jeremy Colliton
Associate Coach .....	Gary Agnew
Assistant Coach .....	Jeff Ulmer
Video Coach .....	Ian Beckenstein
Equipment Manager .....	Chico Dhanjal
Assistant Equipment Manager .....	Shingo Sasaki
Athletic Therapist .....	Roman Kaszcij
Assistant Athletic Therapist .....	Chris Trivieri
Strength & Conditioning Coach .....	John Murray
Manager, Team Services & Communications .....	Ben Goodman
Skills Coach .....	Yogi Svejovsky
Skating Coach .....	Mackenzie Braid
Sr. Manager, Ticket Sales & Service .....	Frankie LaChimea
Manager, Game Presentation .....	Jen Graham
Coordinator, Social & Digital .....	Ben Righetti

### TEAM INFORMATION

Club Colors .....	Field Green, Pacific Blue, Valley Fog, Fraser Navy, White
Home Arena .....	Abbotsford Centre
Seating Capacity .....	7,073
Attendance Records .....	Game: 6,017 vs. Laval, 4/2/22
	Season: 145,926 – 2021-22
	Average: 4,292 – 2021-22
Press Box Location .....	Above Section 106
Flagship Radio Station .....	TBD
Time Zone .....	Pacific (EST -3)

#### Abbotsford Canucks

Abbotsford Centre  
33800 King Road  
Abbotsford, BC V2S 8H8  
Phone: (604) 743-5000

### MEDIA DIRECTORY

#### NEWSPAPER/WEB/WIRE

Abbotsford News • Phone (604) 853-1144 • Contact: Ben Lypka (@BenLypka) • www.abbynews.com  
The Province/Vancouver Sun • Phone (604) 605-7381 • Contact: Ben Kuzma (@BenKuzma), Patrick Johnston (@risingaction) • www.theprovince.com  
Sportsnet • Contact: Iain McIntyre (@imacSportsnet) • www.sportsnet.ca  
Canadian Press • Phone (604) 687-1662 • www.thecanadianpress.com • @CdnPressSports

#### RADIO

Sportsnet 650 AM • Phone (604) 272-6500 • www.sportsnet650.ca  
96.9 JACK FM • Phone (604) 872-2557 • www.jack969.com  
News 1130 AM • Phone (604) 877-4495 • www.news1130.com

# ABBOTSFORD CANUCKS



**SEASON RESULTS**

Season	Aff	Head Coach	GP	W	L	T	OTL	SOL	PTS	PCT	GF	GA	Finish	Playoff Result (W-L Record)
2021-22	VAN	Trent Cull	68	39	23	--	5	1	84	.618	230	200	5th, Pacific	Lost Division First Round (0-2)
<b>TOTALS</b>			68	39	23	--	5	1	84	.618	230	200		

**IN THE SYSTEM**

- Nils Aman (C), 6-2, 179 lbs., shoots left. Born 2/7/00, Avesta, Sweden  
Last year's team: Leksands (Swe.) 51gp, 6+8=14pts.
- Arshdeep Bains (LW), 6-0, 183 lbs., shoots left. Born 1/9/01, Surrey, B.C.  
Last year's team: Red Deer (WHL) 68gp, 43+69=112pts.
- Linus Karlsson (C), 6-1, 194 lbs., shoots right. Born 11/16/99, Lannaskede, Sweden  
Last year's team: Skelleftea (Swe.) 52gp, 26+20+46pts.
- Danila Klimovich (RW), 6-1, 208 lbs., shoots right. Born 1/9/03, Pinsk, Belarus  
Last year's team: Abbotsford (AHL) 62gp, 8+10=18pts.
- Arturs Silovs (G), 6-4, 217 lbs., catches left. Born 3/22/01, Ventspils, Latvia  
Last year's teams: Abbotsford (AHL) 10gp, 3-6-0, 3.10gaa, .888sv%, 1so... Trois-Rivieres (ECHL) 10gp, 6-3-1, 2.37gaa, .920sv%, 1so

**2022-23 SCHEDULE (ALL TIMES LOCAL)**

Day	Date	Time	Opponent	Day	Date	Time	Opponent
Fri	10/14/22	7:00 PM	@ Ontario	Fri	1/20/23	7:00 PM	Calgary
Sat	10/15/22	7:00 PM	@ Bakersfield	Sat	1/21/23	7:00 PM	Calgary
Fri	10/21/22	3:00 PM	@ Coachella Valley (S)	Tue	1/24/23	7:00 PM	Toronto
Sun	10/23/22	6:00 PM	@ Coachella Valley (S)	Wed	1/25/23	7:00 PM	Toronto
Fri	10/28/22	7:00 PM	San Diego	Sat	1/28/23	7:00 PM	@ Tucson
Sat	10/29/22	7:00 PM	San Diego	Sun	1/29/23	4:00 PM	@ Tucson
Fri	11/4/22	7:00 PM	Coachella Valley	Wed	2/1/23	7:00 PM	@ San Diego
Sat	11/5/22	7:00 PM	Coachella Valley	Fri	2/3/23	7:00 PM	@ San Jose
Thu	11/10/22	7:00 PM	Henderson	Sat	2/4/23	2:00 PM	@ San Jose
Sat	11/12/22	7:00 PM	Henderson	Fri	2/10/23	7:00 PM	Tucson
Wed	11/16/22	7:00 PM	@ Laval	Sat	2/11/23	7:00 PM	Tucson
Sat	11/19/22	1:30 PM	@ Toronto (SBA)	Tue	2/14/23	7:00 PM	@ Calgary
Sun	11/20/22	4:00 PM	@ Toronto	Wed	2/15/23	7:00 PM	@ Calgary
Wed	11/23/22	7:00 PM	@ Laval	Sat	2/18/23	7:00 PM	San Jose
Fri	11/25/22	1:00 PM	@ Calgary	Mon	2/20/23	2:00 PM	San Jose
Sun	11/27/22	1:00 PM	@ Calgary	Fri	2/24/23	7:05 PM	@ Colorado
Tue	11/29/22	7:00 PM	Bakersfield	Sat	2/25/23	7:05 PM	@ Colorado
Wed	11/30/22	7:00 PM	Bakersfield	Wed	3/1/23	7:00 PM	@ Ontario
Sat	12/3/22	7:00 PM	Laval	Thu	3/2/23	7:00 PM	@ Henderson
Sun	12/4/22	4:00 PM	Laval	Sat	3/4/23	7:00 PM	@ Henderson
Fri	12/9/22	7:00 PM	Manitoba	Tue	3/7/23	7:00 PM	Manitoba
Sat	12/10/22	7:00 PM	Manitoba	Wed	3/8/23	7:00 PM	Manitoba
Wed	12/14/22	7:00 PM	@ San Diego	Sat	3/11/23	7:00 PM	Colorado
Fri	12/16/22	7:00 PM	@ Henderson	Sun	3/12/23	4:00 PM	Colorado
Sat	12/17/22	3:00 PM	@ Henderson	Fri	3/17/23	7:00 PM	Ontario
Tue	12/20/22	7:00 PM	San Jose	Sat	3/18/23	7:00 PM	Ontario
Wed	12/21/22	7:00 PM	San Jose	Wed	3/22/23	6:30 PM	@ Bakersfield
Fri	12/30/22	7:00 PM	@ Manitoba	Fri	3/24/23	7:00 PM	@ Ontario
Sat	12/31/22	4:00 PM	@ Manitoba	Sun	3/26/23	3:00 PM	@ Ontario
Mon	1/2/23	7:00 PM	@ Calgary	Thu	3/30/23	7:00 PM	@ Manitoba
Wed	1/4/23	7:00 PM	@ Calgary	Sat	4/1/23	2:00 PM	@ Manitoba
Fri	1/6/23	7:00 PM	Henderson	Fri	4/7/23	7:00 PM	Ontario
Sat	1/7/23	7:00 PM	Henderson	Sat	4/8/23	7:00 PM	Ontario
Sat	1/14/23	6:00 PM	@ San Jose	Wed	4/12/23	7:00 PM	Calgary
Sun	1/15/23	1:00 PM	@ San Jose	Fri	4/14/23	7:00 PM	Calgary
Wed	1/18/23	7:00 PM	Calgary	Sat	4/15/23	7:00 PM	Calgary

(S) at Seattle, Wash... (SBA) at Scotiabank Arena

# DID YOU KNOW?

Canucks forward **Yushiroh Hirano** became the first Japanese-born player in AHL history to score when he recorded his first career AHL goal on Jan. 22, 2022, against San Diego. The goal was scored just 10 seconds into the game, making it the fastest goal to start a game in franchise history.



**Danila Klimovich**

Danila Klimovich was just 18 years old when he made his AHL debut in Abbotsford's inaugural season opener at Bakersfield on Oct. 16, 2021, scoring a goal in the Canucks' 5-3 loss. Vancouver's second-round choice in the 2021 NHL Draft, Klimovich went on to lead Abbotsford rookies in shots (109) and ranked second among the team's rookies with eight goals.



**Noah Juulsen**

Born and raised in Abbotsford, Noah Juulsen was acquired by Vancouver via trade just six days before skating in the Abbotsford Canucks' inaugural regular season game at Bakersfield on Oct. 16, 2021. During the 2021-22 AHL season, Juulsen recorded professional career highs in all major statistical categories, ranking third among Abbotsford defensemen in points (16) and assists (13).



**ALL-TIME REGULAR SEASON TEAM RECORDS**

Division championships (regular season)..... 0  
 Overall regular season championships..... 0  
 Highest points percentage in one season..... .618..... 2021-22 (39-23-5-1)  
 Lowest points percentage in one season..... .618..... 2021-22 (39-23-5-1)  
 Most wins in one season ..... 39..... 2021-22  
 Most losses in one season (L+OTL)..... 28..... 2021-22  
 Most shootout losses in one season ..... 1 ..... 2021-22  
 Most goals per game scored in one season..... 3.38..... 2021-22  
 Fewest goals per game scored in one season..... 3.38..... 2021-22  
 Most goals per game allowed in one season ..... 2.94..... 2021-22  
 Fewest goals per game allowed in one season..... 2.94..... 2021-22  
 Most penalty minutes in one season ..... 941 ..... 2021-22  
 Longest winning streak overall ..... 9 games..... 4/2/22-4/26/22  
 Longest winning streak at home..... 5 games..... 4/2/22-end of season  
 Longest winning streak away..... 4 games..... 3/9/22-3/24/22  
 4/15/22-4/22/22  
 Longest points streak overall ..... 10 games... 3/30/22-4/26/22 (9-0-1-0)  
 Longest points streak at home ..... 6 games..... 3/30/22-end of season (5-0-1-0)  
 Longest points streak away..... 4 games..... 3/9/22-3/24/22 (4-0-0-0)  
 4/15/22-4/22/22 (4-0-0-0)  
 Longest losing streak (L+OTL) overall ..... 4 games..... 10/29/21-11/6/21 (0-3-1-0)  
 12/19/21-1/9/22 (0-3-1-0)  
 Longest losing streak (L+OTL) at home..... 3 games..... 1/6/22-1/9/22 (0-2-1-0)  
 Longest losing streak (L+OTL) away..... 5 games..... 10/19/21-11/27/21 (0-4-1-0)  
 Longest winless streak overall ..... 4 games..... 10/29/21-11/6/21 (0-3-1-0)  
 12/19/21-1/9/22 (0-3-1-0)  
 Longest winless streak at home ..... 3 games..... 1/6/22-1/9/22 (0-2-1-0)  
 Longest winless streak away..... 5 games..... 10/19/21-11/27/21 (0-4-1-0)

**ALL-TIME REGULAR SEASON POINTS LEADERS**

Name	GP	G	A	PTS	Seasons
1 Sheldon Rempal	55	33	36	69	2021-22
2 Sheldon Dries	54	35	27	62	2021-22
3 Nic Petan	37	12	32	44	2021-22
4 John Stevens	68	19	24	43	2021-22
5 Jack Rathbone	39	10	30	40	2021-22
6 Phil Di Giuseppe	42	12	24	36	2021-22
7 Madison Bowey	53	8	20	28	2021-22
8 Justin Bailey	30	15	12	27	2021-22
9 Will Lockwood	46	9	16	25	2021-22
10 Jarid Lukosevicius	62	10	9	19	2021-22

**ALL-TIME REGULAR SEASON GOALTENDING LEADERS (WINS)**

Name	GP	W	L	OT/SOL	GAA	SV%	SO	Seasons
1 Spencer Martin	25	19	4	2	2.43	.914	3	2021-22
2 Michael DiPietro	34	15	13	4	2.95	.901	0	2021-22
3 Arturs Silovs	10	3	6	0	3.10	.888	1	2021-22
4 Joe Murdaca	2	2	0	0	2.50	.865	0	2021-22

**ALL-TIME REGULAR SEASON INDIVIDUAL PLAYER RECORDS**

**PLAYERS**

Most points in one season ..... 69 ..... Sheldon Rempal, 2021-22  
 Most goals in one season ..... 35 ..... Sheldon Dries, 2021-22  
 Most assists in one season ..... 36 ..... Sheldon Rempal, 2021-22  
 Most penalty minutes in one season ..... 80 ..... Madison Bowey, 2021-22  
 Most power-play goals in one season..... 18 ..... Sheldon Dries, 2021-22  
 Most shorthanded goals in one season..... 6 ..... John Stevens, 2021-22  
 Most game-winning goals in one season ..... 6 ..... Sheldon Rempal, 2021-22  
 Most points in one game ..... 5 ..... Jack Rathbone, 2/7/22 vs. TUC (1-4)  
 Sheldon Rempal, 2/7/22 vs. TUC (2-3)  
 Most goals in one game ..... 4 ..... Sheldon Dries, 2/11/22 vs. MB  
 Most assists in one game ..... 4 ..... Phil Di Giuseppe, 11/21/21 vs. SJ  
 Jack Rathbone, 2/7/22 vs. TUC

**GOALTENDERS**

Most appearances in one season ..... 34 ..... Michael DiPietro, 2021-22  
 Most minutes played in one season ..... 1,911..... Michael DiPietro, 2021-22  
 Most wins in one season ..... 19 ..... Spencer Martin, 2021-22  
 Most losses in one season ..... 13 ..... Michael DiPietro, 2021-22  
 Most OT/shootout losses in one season ..... 4 ..... Michael DiPietro, 2021-22  
 Most shutouts in one season ..... 3 ..... Spencer Martin, 2021-22  
 Lowest GAA in one season (min. 25 gms.)..... 2.43 ..... Spencer Martin, 2021-22  
 Highest save percentage in one season  
 (min. 25 gms.) ..... .914 ..... Spencer Martin, 2021-22



**Sheldon Dries**

Skating in his fifth professional campaign, Sheldon Dries set new AHL career highs in all major offensive categories in 2021-22, leading the league with 18 power-play goals and ranking third in total goals (35). Dries also recorded three points (two goals, one assist) over 11 NHL games in 2021-22 while on recall to Vancouver.



**PLAYOFF FACTS**

Number participated in: .....	1
Number of individual series won: .....	0
Number of individual series lost: .....	1
Total number of playoff games played: .....	2
Games won: .....	0
Games lost: .....	2
Number of overtime games: .....	1
Overtime games won: .....	0
Overtime games lost: .....	1
Number of games opponents shut out: .....	0
Number of games shut out by opponents: .....	0
Calder Cup Championships: .....	0
Losing Finalist: .....	0

**ALL-TIME PLAYOFF POINTS LEADERS**

Player	GP	G	A	PTS	Seasons
1 Vasily Podkolzin	2	1	1	2	2021-22
Sheldon Rempal	2	1	1	2	2021-22
3 Sheldon Dries	2	1	0	1	2021-22
Guillaume Brisebois	2	0	1	1	2021-22
Justin Dowling	2	0	1	1	2021-22
Nic Petan	2	0	1	1	2021-22
Jack Rathbone	2	0	1	1	2021-22

**ALL-TIME PLAYOFF INDIVIDUAL PLAYER RECORDS**

**PLAYERS**

Most points in one playoff .....	2	Vasily Podkolzin, 2022
		Sheldon Rempal, 2022
Most points in one playoff game .....	1	several players tied
Most goals in one playoff .....	1	several players tied
Most goals in one playoff game .....	1	several players tied
Most assists in one playoff .....	1	several players tied
Most assists in one playoff game .....	1	several players tied
Most playoff games played all-time ...	2	several players tied

**GOALTENDERS**

Most playoff appearances all-time .....	2	Spencer Martin
Most wins in one playoff .....	0	
Most losses in one playoff .....	2	Spencer Martin
Most shutouts in one playoff .....	0	
Lowest GAA in one playoff (min. 5 gms.) .....	n/a	
Highest save percentage in one playoff (min. 5 gms.) .....	n/a	

**ALL-TIME PLAYOFF RESULTS**

Year	Round	Opponent	Result	GF	GA
2022	FR	Bakersfield	L, 0-2	3	5



**Arturs Silovs**

Vancouver's sixth-round draft pick in 2019, Arturs Silovs became the first goaltender in franchise history to record a win when he notched his own first career AHL victory in 3-2 shootout decision at Ontario on Oct. 17, 2021. Silovs also represented Latvia at the 2022 IIHF World Championship, posting a 2-2-0 record and a tournament-best .952 save percentage.

**HISTORY OF TEAM CAPTAINS**

2021-22 none

**DID YOU KNOW?**

In 2021-22, the AHL's individual leaders in power-play goals (**Sheldon Dries**, 18) and shorthanded goals (**John Stevens**, six) both played for the Abbotsford Canucks.



**Abbotsford Centre**

Owned by the City of Abbotsford and managed by Canucks Sports & Entertainment, the Abbotsford Centre opened in 2009 as the Fraser Valley's premier sports and entertainment venue. The first-class facility is often ranked as one of the top arenas of its size (capacity under 10,000) in Canada by *VenuesNow* magazine, and has hosted hundreds of major concerts and events. The Abbotsford Centre was previously home to the AHL's Abbotsford Heat from 2009 to 2014.



# BAKERSFIELD CONDORS



**Matthew Riley**  
President



**Keith Gretzky**  
General Manager



**Colin Chaulk**  
Head Coach



**Edmonton Oilers**  
NHL Affiliate

## PERSONNEL

President..... Matthew Riley  
 General Manager..... Keith Gretzky  
 Head Coach..... Colin Chaulk  
 Assistant Coach..... Keith McCambridge  
 Assistant Coach..... Josh Green  
 Goaltending Coach..... Sylvain Rodrigue  
 Video Coordinator..... Kris Horn  
 Head Equipment Manager..... Al Oman  
 Assistant Equipment Manager..... Alec James  
 Head Athletic Trainer..... Chad Drown  
 Strength and Conditioning Coach..... Travis Lay  
 Assistant Athletic Trainer..... Corey Dirks  
 Vice President, Revenue..... Justin Fahsbender  
 Vice President, Member Services & Ticket Operations..... Jose Rivera  
 Director, Business Development..... Chad Carpenter  
 Director, Media Relations & Broadcasting..... Ryan Holt  
 Director, Group Experiences & Strategy..... Greg Lowe  
 Director, Creative Services & Game Operations..... Dominic Mascola  
 Manager, Retail & Event Operations..... Taylor Weldin  
 Manager, Video & Graphic Services..... James White  
 Manager, Community Relations & Digital Media..... Rebecca Wendler  
 Account Executive, Ticket Packages..... Joey Gargano  
 Account Executive, Group Experiences & Ticket Packages..... Josh Jernigan  
 Account Executive, Group Experiences..... Juan Martinez  
 Account Executive, Group Experiences..... Nenetzin Martinez  
 Accountant..... Naomi Dobbs  
 Coordinator, Ticket Operations..... Jay Harrill  
 Coordinator, Accounting..... Alex Noriega

## TEAM INFORMATION

Club Colors..... Blue, Orange, Grey  
 Home Arena..... Mechanics Bank Arena  
 Seating Capacity..... 8,751  
 Attendance Records..... Game: 12,330 vs. Ontario, 1/7/17 (outdoors)  
 8,990 vs. Stockton, 11/30/17 (arena)  
 Season: 176,613 – 2015-16  
 Average: 5,195 – 2015-16  
 Press Box Location..... Top of Section 213  
 Flagship Radio Station..... AM 800 Fox Sports Radio  
 Time Zone..... Pacific (EST -3)

**Bakersfield Condors**  
 1001 Truxtun Avenue  
 Bakersfield, CA 93301  
 Phone: (661) 324-7825

## MEDIA DIRECTORY

### NEWSPAPER/WEB/WIRE

The Bakersfield Californian • Phone (661) 395-7500 • Contact: Clay Cunningham • www.bakersfield.com • @bakersfieldcali  
 Associated Press • Phone (213) 626-1200 • www.ap.org • @AP

### TELEVISION

KBAK (CBS)/KBFX (Fox) • Phone (661) 327-7955 • Contact: Greg Kerr • www.bakersfieldnow.com • @bakersfieldnow  
 KGET (NBC) • Phone (661) 283-1717 • Contact: Taylor Schaub (@taylorschaubtv) • www.kerngoldempire.com • @KGETnews  
 KERO (ABC) • Phone (661) 637-2320 • Contact: Mike Hart (@MikeHart23ABC) • www.turnto23.com • @23ABCNews

### RADIO

iHeartMedia Bakersfield (KHTY-AM 970/KRAB-FM 106.1/KDFO-FM 98.5) • Contact: Danny Spanks • www.foxsportsradio970.com  
 American General Media (KERN-AM 1180/KERN-FM 96.1/KISV-FM 94.1/KKXX-FM 93.1/KGFM-FM 101.5/KGEO-AM 1230) • Contact: Andrew Flores •  
 www.kernradio.com • @KERN1180  
 Buck Owens Productions (KUZZ-FM 107.9/KRJK-FM 97.3) • Phone (661) 328-7505 • Contact: Geoff Flynn • www.kuzz.com • @kuzzradio  
 Alpha Media (KLLY-FM 95.3/KNZR-AM 1560/KNZR-FM 97.7/KKBB-FM 99.3) • Phone (661) 393-1900 • Contact: Marylou Gunn • www.energy953.com • @energy953





# BAKERSFIELD CONDORS

## SEASON RESULTS

Season	Aff	Head Coach	GP	W	L	T	OTL	SOL	PTS	PCT	GF	GA	Finish	Playoff Result (W-L Record)
2015-16	EDM	Gerry Fleming	68	31	28	--	7	2	71	.522	212	222	5th, Pacific	Did not qualify
2016-17	EDM	Gerry Fleming	68	33	29	--	5	1	72	.529	200	188	5th, Pacific	Did not qualify
2017-18	EDM	Gerry Fleming	68	31	27	--	9	1	72	.529	188	206	7th, Pacific	Did not qualify
2018-19	EDM	Jay Woodcroft	68	42	21	--	3	2	89	.654	242	182	1st, Pacific	Lost Division Finals (5-5)
2019-20	EDM	Jay Woodcroft	56	21	27	--	5	3	50	.446	162	202	6th, Pacific	Playoffs not held
2020-21	EDM	Jay Woodcroft	39	24	14	--	0	1	49	.628	129	104	2nd, Pacific	Won Division Finals (4-2)
2021-22	EDM	Jay Woodcroft, Colin Chaulk	68	37	21	--	5	5	84	.618	225	192	4th, Pacific	Lost Division Semifinals (2-3)
TOTALS			435	219	167	--	34	15	487	.560	1,358	1,296		

NOTE: 2021-22 – Woodcroft (18-9-4-3), Chaulk (19-12-1-2)

## IN THE SYSTEM

- Xavier Bourgault, (C), 6-0, 180 lbs., shoots right. Born 10/22/02, L'Islet, Que. Last year's team: Shawinigan (QMJHL) 43gp, 36+39=75pts.
- Philip Broberg (D), 6-3, 203 lbs., shoots left. Born 6/25/01, Orebro, Sweden Last year's teams: Bakersfield (AHL) 31gp, 4+19=23pts... Edmonton (NHL) 23gp, 1+2=3pts.
- Dylan Holloway (LW), 6-1, 203 lbs., shoots left. Born 9/23/01, Calgary, Alta. Last year's teams: Bakersfield (AHL) 33gp, 8+14=22pts... Edmonton (NHL) playoffs) 1gp, 0+0=0pts.
- Markus Niemelainen (D) 6-5, 203 lbs., shoots left. Born 6/8/98, Kuopio, Finland Last year's teams: Bakersfield (AHL) 34gp, 2+6=8pts... Edmonton (NHL) 20gp, 0+1=1pt.
- Dmitri Samorukov (D), 6-3, 197 lbs., shoots left. Born 8/16/99, Volgograd, Russia Last year's teams: Bakersfield (AHL) 51gp, 3+15=18pts... Edmonton (NHL), 1gp, 0+0=0pts.

## 2022-23 SCHEDULE (ALL TIMES LOCAL)

Day	Date	Time	Opponent	Day	Date	Time	Opponent
Sat	10/15/22	7:00 PM	Abbotsford	Sat	1/21/23	7:00 PM	@ Tucson
Sun	10/16/22	5:00 PM	@ Ontario	Wed	1/25/23	7:00 PM	@ San Diego
Wed	10/19/22	7:00 PM	@ Henderson	Fri	1/27/23	7:00 PM	@ San Diego
Sat	10/22/22	7:00 PM	@ Tucson	Sat	1/28/23	7:00 PM	San Jose
Sun	10/23/22	4:00 PM	@ Tucson	Tue	1/31/23	6:30 PM	Tucson
Sat	10/29/22	6:00 PM	@ Ontario	Thu	2/2/23	7:00 PM	@ Calgary
Wed	11/2/22	6:30 PM	San Diego	Fri	2/3/23	7:00 PM	@ Calgary
Fri	11/4/22	7:00 PM	Henderson	Fri	2/10/23	7:00 PM	Ontario
Sat	11/5/22	7:00 PM	@ Henderson	Sat	2/11/23	7:00 PM	San Diego
Fri	11/11/22	7:00 PM	@ San Diego	Tue	2/14/23	7:05 PM	@ Colorado
Sat	11/12/22	7:00 PM	Ontario	Wed	2/15/23	7:05 PM	@ Colorado
Tue	11/15/22	6:30 PM	Colorado	Sat	2/18/23	6:00 PM	@ Coachella Valley
Fri	11/18/22	7:00 PM	Calgary	Sun	2/19/23	5:00 PM	@ San Diego
Sat	11/19/22	7:00 PM	Calgary	Tue	2/21/23	6:30 PM	San Diego
Tue	11/22/22	6:30 PM	Henderson	Fri	2/24/23	7:00 PM	@ Texas
Sat	11/26/22	7:00 PM	San Jose	Sat	2/25/23	7:00 PM	@ Texas
Tue	11/29/22	7:00 PM	@ Abbotsford	Fri	3/3/23	7:00 PM	Coachella Valley
Wed	11/30/22	7:00 PM	@ Abbotsford	Sat	3/4/23	7:00 PM	Ontario
Sat	12/3/22	7:00 PM	Colorado	Wed	3/8/23	6:30 PM	Texas
Sun	12/4/22	5:00 PM	@ Ontario	Fri	3/10/23	7:00 PM	San Jose
Tue	12/6/22	10:30 AM	Colorado	Sat	3/11/23	7:00 PM	San Jose
Sat	12/10/22	7:00 PM	Coachella Valley	Wed	3/15/23	6:30 PM	Texas
Sun	12/11/22	5:00 PM	@ San Jose	Fri	3/17/23	7:00 PM	Henderson
Fri	12/16/22	7:00 PM	Ontario	Sat	3/18/23	7:00 PM	@ Henderson
Sat	12/17/22	6:00 PM	@ Ontario	Wed	3/22/23	6:30 PM	Abbotsford
Tue	12/20/22	7:05 PM	@ Colorado	Sat	3/25/23	6:00 PM	@ San Jose
Wed	12/21/22	7:05 PM	@ Colorado	Sun	3/26/23	3:00 PM	@ San Jose
Tue	12/27/22	5:00 PM	@ San Jose	Wed	3/29/23	7:00 PM	@ Coachella Valley
Wed	12/28/22	6:30 PM	Calgary	Fri	3/31/23	7:00 PM	Tucson
Fri	12/30/22	7:00 PM	Calgary	Sat	4/1/23	7:00 PM	Tucson
Sun	1/8/23	1:00 PM	@ Calgary	Wed	4/5/23	6:30 PM	Colorado
Tue	1/10/23	7:00 PM	@ Calgary	Fri	4/7/23	7:00 PM	@ Henderson
Fri	1/13/23	7:00 PM	@ Coachella Valley	Sat	4/8/23	6:00 PM	@ Coachella Valley
Sat	1/14/23	7:00 PM	Tucson	Wed	4/12/23	6:30 PM	Henderson
Wed	1/18/23	6:30 PM	San Diego	Fri	4/14/23	7:00 PM	Coachella Valley
Fri	1/20/23	7:00 PM	@ Tucson	Sat	4/15/23	7:00 PM	Coachella Valley



**Seth Griffith**

Since his AHL debut in 2013, Seth Griffith has recorded 449 points (158 goals, 291 assists) in 479 regular-season games, making him the league's second-highest scorer over that span. Griffith broke the Condors' single-season scoring marks in 2021-22 with 30 goals and 80 points.



**Vincent Desharnais**

In his second full AHL season in 2021-22, Vincent Desharnais led all league skaters in plus/minus rating at plus-36. A seventh-round draft pick by Edmonton in 2016, Desharnais chipped in five goals and 22 assists in 66 games for the Condors.



**ALL-TIME REGULAR SEASON TEAM RECORDS**

Division championships (regular season) ..... 1 ..... 2018-19  
 Overall regular season championships..... 0  
 Highest points percentage in one season ..... .654 ..... 2018-19 (42-21-3-2)  
 Lowest points percentage in one season ..... .446 ..... 2019-20 (21-27-5-3)  
 Most wins in one season ..... 42 ..... 2018-19  
 Most losses in one season (L+OTL)..... 36 ..... 2017-18  
 Most shootout losses in one season ..... 3 ..... 2019-20  
 Most goals per game scored in one season..... 3.56 ..... 2018-19  
 Fewest goals per game scored in one season . 2.76..... 2017-18  
 Most goals per game allowed in one season .. 3.61..... 2019-20  
 Fewest goals per game allowed in one season 2.67..... 2020-21  
 Most penalty minutes in one season ..... 953 ..... 2015-16  
 Longest winning streak overall ..... 17 games..... 1/12/19-2/25/19  
 Longest winning streak at home..... 8 games ..... 1/16/19-2/16/19  
 2/19/21-3/20/21  
 Longest winning streak away..... 10 games ..... 1/12/19-3/6/19  
 Longest points streak overall ..... 17 games..... 1/12/19-2/25/19 (17-0-0-0)  
 Longest points streak at home ..... 13 games ..... 2/19/21-4/17/21 (12-0-0-1)  
 Longest points streak away..... 10 games ..... 1/12/19-3/6/19 (10-0-0-0)  
 Longest losing streak (L+OTL) overall ..... 6 games ..... 11/4/17-11/17/17  
 Longest losing streak (L+OTL) at home..... 5 games ..... 10/5/19-11/8/19  
 Longest losing streak (L+OTL) away..... 6 games ..... 12/21/16-1/20/17  
 Longest winless streak overall ..... 10 games ..... 2/7/20-3/6/20 (0-7-1-2)  
 Longest winless streak at home ..... 6 games ..... 2/7/20-3/1/20 (0-4-1-1)  
 Longest winless streak away..... 11 games ..... 11/25/16-1/20/17 (0-7-3-1)

**ALL-TIME REGULAR SEASON INDIVIDUAL PLAYER RECORDS**

**PLAYERS**

Most points in one season .....80 .....Seth Griffith, 2021-22  
 Most goals in one season .....30 .....Seth Griffith, 2021-22  
 Most assists in one season .....51 .....Tyler Benson, 2018-19  
 Most penalty minutes in one season .....99 .....Mitch Moroz, 2015-16  
 Most power-play goals in one season .....12 .....Matthew Ford, 2015-16  
 Seth Griffith, 2021-22  
 Most shorthanded goals in one season.....4 .....Rob Klinkhammer, 2015-16  
 Most game-winning goals in one season ..8 .....Josh Currie, 2018-19  
 Adam Cracknell, 2021-22  
 Most points in one game .....5 .....Raphael Lavoie, 12/17/21 at SD (2-3)  
 Seth Griffith, 1/19/22 vs. TUC (0-5)  
 Most goals in one game .....3 .....several times; last:  
 Cooper Marody, 3/16/22 at STK  
 Most assists in one game .....5 .....Seth Griffith, 1/19/22 vs. TUC

**GOALTENDERS**

Most appearances in one season ..... 42 ..... Shane Starrett, 2018-19  
 Most minutes played in one season ..... 2,448..... Shane Starrett, 2018-19  
 Most wins in one season ..... 27 ..... Shane Starrett, 2018-19  
 Most losses in one season ..... 17 ..... Stuart Skinner, 2019-20  
 Most OT/shootout losses in one season ..... 6 ..... Stuart Skinner, 2019-20  
 Most shutouts in one season ..... 5 ..... Stuart Skinner, 2021-22  
 Lowest GAA in one season (min. 25 gms.)..... 2.21 ..... Stuart Skinner, 2021-22  
 Highest save percentage in one season  
 (min. 25 gms.) ..... .920 ..... Laurent Brossoit, 2015-16 (.92047)  
 Stuart Skinner, 2021-22 (.92004)

**HISTORY OF TEAM CAPTAINS**

2015-18 Ryan Hamilton  
 2018-20 Keegan Lowe  
 2020-22 Brad Malone



**ALL-TIME REGULAR SEASON POINTS LEADERS**

Name	GP	G	A	PTS	Seasons
1 Josh Currie	297	103	85	188	2015-20
2 Cooper Marody	182	67	108	175	2017-22
3 Tyler Benson	174	38	115	153	2017-22
4 Brad Malone	226	58	91	149	2017-22
5 Joe Gambardella	183	63	48	111	2016-21
6 Seth Griffith	103	40	68	108	2020-22
Joey LaLeggia	198	43	65	108	2015-18
8 Ryan Hamilton	150	43	47	90	2015-18
9 Luke Esposito	221	29	57	86	2018-22
10 Patrick Russell	187	40	44	84	2016-19

**ALL-TIME REGULAR SEASON GOALTENDING LEADERS (WINS)**

Name	GP	W	L	OT/SOL	GAA	SV%	SO	Seasons
1 Stuart Skinner	113	62	35	12	2.68	.906	8	2018-22
2 Laurent Brossoit	81	42	27	10	2.67	.915	5	2015-18
3 Shane Starrett	59	33	15	6	2.68	.907	4	2017-20
4 Nick Ellis	56	25	22	4	2.91	.910	2	2016-18
5 Olivier Rodrigue	24	10	10	2	3.05	.889	1	2020-22



**James Hamblin**

James Hamblin scored 21 goals for the Condors in his sophomore campaign in 2021-22, tied for second-most on the team. The undrafted forward, an Edmonton native, signed a two-year NHL contract with the Oilers, his first NHL deal, last spring.

**DID YOU KNOW?**

The Condors are celebrating their 25th-anniversary season in 2022-23. Before joining the AHL in 2015, the organization was part of the West Coast Hockey League and the ECHL.



# BAKERSFIELD CONDORS

## PLAYOFF FACTS

Number participated in: .....	3
Number of individual series won: .....	4
Number of individual series lost: .....	2
Total number of playoff games played: .....	21
Games won: .....	11
Games lost: .....	10
Number of overtime games: .....	7
Overtime games won: .....	6
Overtime games lost: .....	1
Number of games opponents shut out: .....	0
Number of games shut out by opponents: .....	0
Calder Cup Championships: .....	0
Losing Finalist: .....	0

## ALL-TIME PLAYOFF POINTS LEADERS

	Player	GP	G	A	PTS	Seasons
1	Brad Malone	21	9	11	20	2018-22
2	Tyler Benson	17	4	8	12	2018-22
3	Adam Cracknell	11	4	7	11	2020-22
4	Joe Gambardella	10	6	4	10	2018-19
5	Seth Griffith	11	4	5	9	2020-22
6	Evan Bouchard	8	3	5	8	2018-19
	Patrick Russell	10	2	5	7	2018-19
8	Keegan Lowe	10	1	5	6	2018-19
9	Luke Esposito	19	2	3	5	2018-22
10	several players tied at				4	



**Tyler Benson**

Tyler Benson ranks third on the Condors' all-time scoring list with 153 points, including a franchise-best 115 assists, in 174 games with the club over parts of five seasons. Benson skated in 29 games with Edmonton last season and scored his first NHL goal on Feb. 20, 2022, against Minnesota.

## ALL-TIME PLAYOFF INDIVIDUAL PLAYER RECORDS

### PLAYERS

Most points in one playoff .....	13	Brad Malone, 2019
Most points in one playoff game .....	5	Joe Gambardella, 5/8/19 at SD (3-2)
Most goals in one playoff .....	6	Joe Gambardella, 2019
Most goals in one playoff game .....	3	Joe Gambardella, 5/8/19 at SD
Most assists in one playoff .....	8	Brad Malone, 2019
Most assists in one playoff game .....	3	Brad Malone, 5/8/19 at SD Max Gildon, 5/21/21 vs. SD
Most playoff games played all-time ...	21	Brad Malone

### GOALTENDERS

Most playoff appearances all-time .....	15	Stuart Skinner
Most wins in one playoff .....	4	Stuart Skinner, 2021
Most losses in one playoff .....	3	Shane Starrett, 2019 Stuart Skinner, 2022
Most shutouts in one playoff .....	0	
Lowest GAA in one playoff (min. 5 gms.) .....	2.68	Stuart Skinner, 2021
Highest save percentage in one playoff (min. 5 gms.) .....	.911	Stuart Skinner, 2022

## ALL-TIME PLAYOFF RESULTS

Year	Round	Opponent	Result	GF	GA
2022	DSF	Stockton	L, 0-3	7	12
	FR	Abbotsford	W, 2-0	5	3
2021	DF	Henderson	W, 2-1	9	10
	DSF	San Diego	W, 2-1	8	8
2019	DF	San Diego	L, 2-4	16	24
	DSF	Colorado	W, 3-1	14	10
2018	DNQ				
2017	DNQ				
2016	DNQ				



**Mechanics Bank Arena**

Mechanics Bank Arena, Theater and Convention Center is Bakersfield's home for live entertainment. Home of the Condors since 1998, the facility hosts concerts, family shows, community activities and many other events throughout the year. The complex is owned by the City of Bakersfield and managed by AEG.





# BELLEVILLE SENATORS

## SEASON RESULTS

Season	Aff	Head Coach	GP	W	L	T	OTL	SOL	PTS	PCT	GF	GA	Finish	Playoff Result (W-L Record)
2017-18	OTT	Kurt Kleinendorst	76	29	42	--	2	3	63	.414	194	266	6th, North	Did not qualify
2018-19	OTT	Troy Mann	76	37	31	--	3	5	82	.539	228	228	5th, North	Did not qualify
2019-20	OTT	Troy Mann	63	38	20	--	4	1	81	.643	234	197	1st, North	Playoffs not held
2020-21	OTT	Troy Mann	35	18	16	--	1	0	37	.529	102	111	3rd, Canadian	Playoffs not held
2021-22	OTT	Troy Mann	72	40	28	--	4	0	84	.583	219	218	4th, North	Lost Division First Round (0-2)
TOTALS			322	162	137	--	14	9	347	.539	977	1,020		

## IN THE SYSTEM

- Jacob Bernard-Docker (D) 6-1, 190 lbs., shoots right. Born 6/20/00, Canmore, Alta. Last year's teams: Belleville (AHL) 58gp, 2+7=9pts... Ottawa (NHL) 8gp, 0+1=1pts.
- Roby Jarventie (LW) 6-3, 198 lbs., shoots left. Born 8/8/02, Tampere, Finland Last year's team: Belleville (AHL) 70gp, 11+22=33pts.
- Mads Sogaard (G) 6-7, 201 lbs., catches left. Born 12/13/00, Aalborg, Denmark Last year's teams: Belleville (AHL) 35gp, 19-14-1, 2.86gaa, .908sv%...Ottawa (NHL) 2gp, 1-1-0, 3.07gaa, .889sv%
- Egor Sokolov (RW) 6-4, 215 lbs., shoots right. Born 6/7/00, Yekaterinburg, Russia Last year's teams: Belleville (AHL) 64gp, 19+31=50pts... Ottawa (NHL) 8gp, 0+0=0pts.
- Lassi Thomson (D) 6-0, 192 lbs., shoots left. Born 9/24/00, Tampere, Finland Last year's teams: Belleville (AHL) 44gp, 10+16=26pts... Ottawa (NHL) 16gp, 0+5=5pts.



**Egor Sokolov**

Egor Sokolov shined in his sophomore season, posting 50 points (19 goals, 31 assists) and a plus-10 rating in 64 games during the 2021-22 campaign. The 21-year-old also appeared in eight games with the Ottawa Senators, making his NHL debut on Nov. 9, 2021.

## 2022-23 SCHEDULE (ALL TIMES LOCAL)

Day	Date	Time	Opponent	Day	Date	Time	Opponent
Fri	10/14/22	7:00 PM	@ Laval	Wed	1/18/23	7:05 PM	Toronto
Sat	10/15/22	7:05 PM	Laval	Fri	1/20/23	7:05 PM	Toronto
Wed	10/19/22	7:05 PM	@ Rochester	Sat	1/21/23	7:05 PM	Hershey
Fri	10/21/22	7:05 PM	Springfield	Wed	1/25/23	7:00 PM	@ Laval
Sat	10/22/22	7:05 PM	Springfield	Fri	1/27/23	7:05 PM	@ Springfield
Wed	10/26/22	7:00 PM	@ Laval	Sat	1/28/23	7:05 PM	@ Springfield
Fri	10/28/22	7:00 PM	@ Milwaukee	Thu	2/2/23	7:05 PM	Rochester
Sat	10/29/22	7:00 PM	@ Rockford	Sat	2/4/23	7:05 PM	Rochester
Fri	11/4/22	7:05 PM	Lehigh Valley	Fri	2/10/23	7:00 PM	@ Cleveland
Sat	11/5/22	7:05 PM	Toronto	Sat	2/11/23	1:00 PM	@ Cleveland
Fri	11/11/22	7:00 PM	@ Syracuse	Wed	2/15/23	7:05 PM	Syracuse
Sat	11/12/22	7:05 PM	Rochester	Fri	2/17/23	7:05 PM	Laval
Wed	11/16/22	7:05 PM	Cleveland	Sat	2/18/23	7:05 PM	Laval
Fri	11/18/22	7:05 PM	Toronto	Mon	2/20/23	3:05 PM	Laval
Sat	11/19/22	7:05 PM	Syracuse	Thu	2/23/23	7:00 PM	@ Bridgeport
Wed	11/23/22	7:00 PM	@ Utica	Sat	2/25/23	6:05 PM	@ W-B/Scranton
Fri	11/25/22	7:05 PM	Laval	Sun	2/26/23	3:00 PM	@ Hershey
Sat	11/26/22	7:05 PM	Laval	Wed	3/1/23	7:05 PM	Utica
Fri	12/2/22	7:05 PM	Syracuse	Fri	3/3/23	7:05 PM	Rockford
Sat	12/3/22	7:05 PM	Utica	Sat	3/4/23	7:05 PM	Rochester
Sun	12/4/22	4:00 PM	@ Toronto	Wed	3/8/23	7:00 PM	@ Laval
Wed	12/7/22	7:00 PM	@ Toronto	Fri	3/10/23	7:00 PM	@ Utica
Fri	12/9/22	7:00 PM	@ Laval	Sat	3/11/23	7:05 PM	@ Lehigh Valley
Sat	12/10/22	3:00 PM	@ Laval	Wed	3/15/23	7:05 PM	Utica
Sat	12/17/22	2:00 PM	@ Manitoba	Sat	3/18/23	7:00 PM	@ Cleveland
Sun	12/18/22	2:00 PM	@ Manitoba	Sun	3/19/23	3:00 PM	@ Cleveland
Wed	12/21/22	7:05 PM	W-B/Scranton	Fri	3/24/23	7:05 PM	Bridgeport
Mon	12/26/22	3:00 PM	@ Toronto (SBA)	Sat	3/25/23	7:05 PM	Milwaukee
Wed	12/28/22	7:05 PM	Toronto	Fri	3/31/23	7:00 PM	@ Syracuse
Fri	12/30/22	7:05 PM	@ Rochester	Sat	4/1/23	7:05 PM	Toronto
Sat	12/31/22	7:00 PM	@ Utica	Sun	4/2/23	4:00 PM	@ Toronto
Wed	1/4/23	7:05 PM	@ Rochester	Wed	4/5/23	7:05 PM	Cleveland
Fri	1/6/23	7:00 PM	@ Syracuse	Sat	4/8/23	7:05 PM	Cleveland
Sat	1/7/23	7:05 PM	Manitoba	Fri	4/14/23	7:05 PM	@ Rochester
Fri	1/13/23	7:05 PM	Cleveland	Sat	4/15/23	4:00 PM	@ Toronto
Sat	1/14/23	7:05 PM	Manitoba	Sun	4/16/23	4:00 PM	@ Toronto

(SBA) at Scotiabank Arena

## DID YOU KNOW?

The Senators have registered four consecutive winning seasons under head coach **Troy Mann**, with a combined record of 133-95-12-6.

# BELLEVILLE

## SENATORS™



**ALL-TIME REGULAR SEASON TEAM RECORDS**

Division championships (regular season) ..... 1 ..... 2019-20  
 Overall regular season championships..... 0  
 Highest points percentage in one season ..... .643..... 2019-20 (38-20-4-1)  
 Lowest points percentage in one season ..... .414 ..... 2017-18 (29-42-2-3)  
 Most wins in one season ..... 40 ..... 2021-22  
 Most losses in one season (L+OTL)..... 44..... 2017-18  
 Most shootout losses in one season ..... 5 ..... 2018-19  
 Most goals per game scored in one season..... 3.71 ..... 2019-20  
 Fewest goals per game scored in one season .... 2.55 ..... 2017-18  
 Most goals per game allowed in one season ..... 3.13 ..... 2019-20  
 Fewest goals per game allowed in one season... 3.00 ..... 2018-19  
 Most penalty minutes in one season ..... 1,249 ..... 2017-18  
 Longest winning streak overall ..... 8 games .... 5/1/21-5/19/21  
 Longest winning streak at home..... 5 games.... 5/11/21-5/19/21  
 Longest winning streak away..... 10 games... 11/9/19-12/26/19  
 Longest points streak overall ..... 17 games... 1/19/19-3/2/19 (12-0-1-4)  
 Longest points streak at home ..... 14 games... 1/9/19-3/27/19 (10-0-1-3)  
 Longest points streak away..... 12 games... 10/27/19-12/26/19 (11-0-1-0)  
 Longest losing streak (L+OTL) overall ..... 5 games.... 2/17/18-2/27/18 (0-5-0-0)  
 Longest losing streak (L+OTL) at home..... 7 games.... 2/17/18-3/16/18 (0-7-0-0)  
 Longest losing streak (L+OTL) away..... 7 games.... 11/21/18-12/15/18 (0-5-2-0)  
 Longest winless streak overall ..... 5 games.... 2/17/18-2/27/18 (0-5-0-0)  
 Longest winless streak at home ..... 7 games.... 2/17/18-3/16/18 (0-7-0-0)  
 Longest winless streak away..... 7 games.... 11/21/18-12/15/18 (0-5-2-0)

**ALL-TIME REGULAR SEASON INDIVIDUAL PLAYER RECORDS**

**PLAYERS**

Most points in one season ..... 62 ..... Drake Batherson, 2018-19  
 Most goals in one season ..... 31..... Josh Norris, 2019-20  
 Most assists in one season ..... 40..... Drake Batherson, 2018-19  
 Most penalty minutes in one season ..... 108..... Patrick Sieloff, 2017-18  
 Most power-play goals in one season..... 10 ..... Jack Rodewald, 2018-19  
 Josh Norris, 2019-20  
 Most shorthanded goals in one season.... 4 ..... Jordan Szwarz, 2019-20  
 Most game-winning goals in one season ..5 ..... Logan Brown, 2018-19  
 Filip Chlapik, 2018-19  
 Alex Formenton, 2019-20  
 Egor Sokolov, 2021-22  
 Most points in one game ..... 6 ..... Drake Batherson, 11/9/18 vs. TOR (1-5)  
 Most goals in one game ..... 3 ..... several times; last:  
 Jake Lucchini, 2/22/22 vs. SYR  
 Most assists in one game ..... 5 ..... Drake Batherson, 11/9/18 vs. TOR

**GOALTENDERS**

Most appearances in one season ..... 39 ..... Marcus Hogberg, 2018-19  
 Most minutes played in one season ..... 2,304 ..... Marcus Hogberg, 2018-19  
 Most wins in one season ..... 21 ..... Marcus Hogberg, 2018-19  
 Most losses in one season ..... 16 ..... Filip Gustavsson, 2018-19  
 Most OT/shootout losses in one season ..... 6 ..... Marcus Hogberg, 2018-19  
 Most shutouts in one season ..... 2 ..... Marcus Hogberg, 2018-19  
 Filip Gustavsson, 2021-22  
 Lowest GAA in one season (min. 25 gms.)..... 2.32 ..... Marcus Hogberg, 2018-19  
 Highest save percentage in one season  
 (min. 25 gms.) ..... .917..... Marcus Hogberg, 2018-19

**ALL-TIME REGULAR SEASON POINTS LEADERS**

Name	GP	G	A	PTS	Seasons
1 Drake Batherson	103	38	78	116	2018-20
2 Filip Chlapik	148	37	51	88	2017-21
3 Jordan Murray	169	23	60	83	2017-20
4 Logan Brown	94	23	56	79	2018-21
5 Egor Sokolov	99	34	41	75	2020-22
6 Jack Rodewald	127	37	35	72	2017-20
7 Nick Paul	100	31	39	70	2017-20
8 Rudolfs Balcers	76	33	34	67	2018-20
Vitaly Abramov	92	29	38	67	2018-21
10 Josh Norris	56	31	30	61	2019-20

**ALL-TIME REGULAR SEASON GOALTENDING LEADERS (WINS)**

Name	GP	W	L	OT/SOL	GAA	SV%	SO	Seasons
1 Filip Gustavsson	95	45	39	7	3.06	.898	4	2017-22
2 Marcus Hogberg	74	36	29	6	2.65	.909	3	2017-21
3 Mads Sogaard	42	26	14	1	2.78	.910	0	2020-22
4 Joey Daccord	26	15	8	2	2.80	.911	1	2019-21
5 Kevin Mandolese	26	12	11	0	3.45	.896	0	2020-22



**Mads Sogaard**

Named the Belleville Senators' rookie of the year for the 2021-22 season, Mads Sogaard appeared in 35 games and posted a 2.86 goals-against average with a .908 save percentage and a 19-14-1 record. Ottawa's second-round draft choice in 2019 also appeared in two NHL games, winning his debut on April 1, 2022.

**HISTORY OF TEAM CAPTAINS**

2017-18	Mike Blunden
2018-19	Erik Burgdoerfer
2019-20	Jordan Szwarz
2020-22	Logan Shaw



**PLAYOFF FACTS**

Number participated in:	1
Number of individual series won:	0
Number of individual series lost:	1
Total number of playoff games played:	2
Games won:	0
Games lost:	2
Number of overtime games:	2
Overtime games won:	0
Overtime games lost:	2
Number of games opponents shut out:	0
Number of games shut out by opponents:	0
Calder Cup Championships:	0
Losing Finalist:	0

**ALL-TIME PLAYOFF POINTS LEADERS**

	Player	GP	G	A	PTS	Seasons
1	Andrew Agozzino	2	1	2	3	2021-22
2	Rourke Chartier	2	1	1	2	2021-22
	Mark Kastelic	2	0	2	2	2021-22
	Logan Shaw	2	0	2	2	2021-22
	several tied at				1	

**ALL-TIME PLAYOFF INDIVIDUAL PLAYER RECORDS**

**PLAYERS**

Most points in one playoff	3	Andrew Agozzino, 2022
Most points in one playoff game	2	Andrew Agozzino, 5/4/22 at ROC (0-2)
Most goals in one playoff	1	several players tied
Most goals in one playoff game	1	several times
Most assists in one playoff	2	Andrew Agozzino, 2022 Mark Kastelic, 2022 Logan Shaw, 2022
Most assists in one playoff game	2	Andrew Agozzino, 5/4/22 at ROC
Most playoff games played, all-time	2	several players tied

**GOALTENDERS**

Most playoff appearances all-time	2	Filip Gustavsson
Most wins in one playoff	0	
Most losses in one playoff	2	Filip Gustavsson
Most shutouts in one playoff	0	
Lowest GAA in one playoff (min. 5 gms.)	n/a	
Highest save percentage in one playoff (min. 5 gms.)	n/a	

**ALL-TIME PLAYOFF RESULTS**

Year	Round	Opponent	Result	GF	GA
2022	FR	Rochester	L, 0-2	6	8
2019	DNQ				
2018	DNQ				



**Jake Lucchini**

Jake Lucchini joined the Belleville Senators after being acquired from Laval just prior to the start of the 2021-22 campaign, and went on to set professional career bests in goals (20), assists (31) and points (51) to lead the team in overall scoring. Lucchini was also the only Senators player to skate in all 72 regular-season games.



**CAA Arena**

Located within the Quinte Sports and Wellness Centre, CAA Arena will operate as part of the premier recreational facility in the region. The newly renovated 4,400-seat building is home to the Senators as well as a number of regional minor hockey teams and tournaments, alternative sporting competitions, trade shows, concerts and special events.





**SEASON RESULTS**

Season	Aff	Head Coach	GP	W	L	T	OTL	SOL	PTS	PCT	GF	GA	Finish	Playoff Result (W-L Record)
2001-02	NYI	Steve Stirling	80	43	25	8	4	--	98	.613	240	192	1st, East (1)	Lost Calder Cup Finals (12-8)
2002-03	NYI	Steve Stirling	80	40	26	11	3	--	94	.588	219	198	2nd, East (5)	Lost Conference Semifinals (5-4)
2003-04	NYI	Greg Cronin	80	41	23	12	4	--	98	.613	178	140	2nd, East	Lost Division Semifinals (3-4)
2004-05	NYI	Greg Cronin	80	37	38	--	4	1	79	.494	192	222	6th, East	Did not qualify
2005-06	NYI	Dave Baseggio	80	38	33	--	6	3	85	.531	246	253	4th, East	Lost Division Semifinals (3-4)
2006-07	NYI	Dan Marshall	80	36	37	--	1	6	79	.494	229	267	5th, East	Did not qualify
2007-08	NYI	Jack Capuano	80	40	36	--	1	3	84	.525	225	240	5th, East	Did not qualify
2008-09	NYI	Jack Capuano	80	49	23	--	3	5	106	.663	241	212	2nd, East	Lost Division Semifinals (1-4)
2009-10	NYI	Jack Capuano	80	38	32	--	4	6	86	.538	201	220	5th, Atlantic	Lost Division Semifinals (1-4)
2010-11	NYI	Jack Capuano, Pat Bingham	80	30	39	--	4	7	71	.444	218	266	7th, Atlantic	Did not qualify
2011-12	NYI	Brent Thompson	76	41	26	--	3	6	91	.599	233	219	1st, Northeast (3)	Lost Conference Quarterfinals (0-3)
2012-13	NYI	Scott Pellerin	76	32	32	--	7	5	76	.500	218	242	3rd, Northeast (11)	Did not qualify
2013-14	NYI	Scott Pellerin	76	28	40	--	2	6	64	.421	183	238	5th, Northeast (14)	Did not qualify
2014-15	NYI	Brent Thompson	76	28	40	--	7	1	64	.421	213	246	5th, Northeast (15)	Did not qualify
2015-16	NYI	Brent Thompson	76	40	29	--	4	3	87	.572	209	220	5th, Atlantic	Lost Division Semifinals (0-3)
2016-17	NYI	Brent Thompson	76	44	28	--	3	1	92	.605	220	212	5th, Atlantic	Did not qualify
2017-18	NYI	Brent Thompson	76	36	32	--	5	3	80	.526	206	214	5th, Atlantic	Did not qualify
2018-19	NYI	Brent Thompson	76	43	24	--	6	3	95	.625	233	228	2nd, Atlantic	Lost Division Semifinals (2-3)
2019-20	NYI	Brent Thompson	63	23	33	--	5	2	53	.421	152	206	8th, Atlantic	Playoffs not held
2020-21	NYI	Brent Thompson	24	8	14	--	2	0	18	.375	59	81	3rd, Atlantic	Playoffs not held
2021-22	NYI	Brent Thompson	72	31	30	--	7	4	73	.507	213	226	6th, Atlantic	Lost Division Semifinals (3-3)
TOTALS			1,567	746	640	31	85	65	1,673	.534	4,328	4,542		

Known as Bridgeport Sound Tigers, 2001-21... NOTE: 2010-11 – Capuano (6-9-0-0), Bingham (24-30-4-7).

**2022-23 SCHEDULE (ALL TIMES LOCAL)**

Day	Date	Time	Opponent	Day	Date	Time	Opponent
Fri	10/14/22	7:05 PM	@ Providence	Sat	1/14/23	7:00 PM	Utica
Sat	10/15/22	7:05 PM	@ Springfield	Mon	1/16/23	3:05 PM	@ Springfield
Fri	10/21/22	7:05 PM	@ Providence	Fri	1/20/23	7:00 PM	Rochester
Sat	10/22/22	7:00 PM	Laval	Sat	1/21/23	7:00 PM	W-B/Scranton
Sun	10/23/22	3:00 PM	Hartford	Wed	1/25/23	7:00 PM	@ Hartford
Fri	10/28/22	7:05 PM	@ Springfield	Sat	1/28/23	6:05 PM	@ W-B/Scranton
Sat	10/29/22	7:05 PM	@ Lehigh Valley	Sun	1/29/23	3:00 PM	@ Hershey
Tue	11/1/22	10:30 AM	Charlotte	Fri	2/3/23	7:00 PM	Hershey
Sat	11/5/22	7:00 PM	Hartford	Sat	2/4/23	7:05 PM	@ Springfield
Sun	11/6/22	3:00 PM	Providence	Sat	2/11/23	7:05 PM	@ Lehigh Valley
Fri	11/11/22	7:00 PM	@ Hershey	Fri	2/17/23	7:00 PM	@ Hartford
Sat	11/12/22	7:00 PM	@ Hershey	Sat	2/18/23	7:00 PM	Springfield
Fri	11/18/22	7:00 PM	Charlotte	Sun	2/19/23	3:05 PM	@ W-B/Scranton
Sat	11/19/22	7:00 PM	W-B/Scranton	Thu	2/23/23	7:00 PM	Belleville
Sun	11/20/22	3:05 PM	@ Providence	Sat	2/25/23	7:00 PM	Charlotte
Wed	11/23/22	7:00 PM	Hartford	Sun	2/26/23	5:00 PM	Lehigh Valley
Fri	11/25/22	7:05 PM	@ Rochester	Thu	3/2/23	7:00 PM	Providence
Sun	11/27/22	3:00 PM	Springfield	Sat	3/4/23	7:00 PM	Hartford
Wed	11/30/22	7:00 PM	Providence	Sun	3/5/23	3:00 PM	Springfield
Sat	12/3/22	6:05 PM	@ W-B/Scranton	Wed	3/8/23	7:00 PM	@ Charlotte
Sun	12/4/22	3:00 PM	Springfield	Fri	3/10/23	7:00 PM	@ Charlotte
Fri	12/9/22	7:00 PM	Hershey	Sat	3/11/23	6:00 PM	@ Charlotte
Sat	12/10/22	7:00 PM	Providence	Wed	3/15/23	7:00 PM	@ Hartford
Sun	12/11/22	3:05 PM	@ Providence	Fri	3/17/23	7:00 PM	Syracuse
Wed	12/14/22	7:00 PM	Springfield	Sat	3/18/23	7:00 PM	Hartford
Fri	12/16/22	7:00 PM	@ Utica	Wed	3/22/23	7:00 PM	@ Laval
Sat	12/17/22	7:00 PM	@ Syracuse	Fri	3/24/23	7:05 PM	@ Belleville
Fri	12/23/22	5:00 PM	@ Hartford	Wed	3/29/23	7:00 PM	@ Hartford
Tue	12/27/22	7:00 PM	Hartford	Sat	4/1/23	7:05 PM	@ Providence
Wed	12/28/22	7:05 PM	@ Lehigh Valley	Sun	4/2/23	3:00 PM	Lehigh Valley
Fri	12/30/22	7:05 PM	@ Springfield	Tue	4/4/23	10:30 AM	Springfield
Wed	1/4/23	7:00 PM	Providence	Fri	4/7/23	7:00 PM	@ Hartford
Fri	1/6/23	7:05 PM	@ Springfield	Sat	4/8/23	7:00 PM	W-B/Scranton
Sat	1/7/23	7:00 PM	Providence	Wed	4/12/23	7:00 PM	Lehigh Valley
Wed	1/11/23	7:00 PM	Lehigh Valley	Fri	4/14/23	7:00 PM	Hershey
Fri	1/13/23	7:05 PM	@ Lehigh Valley	Sat	4/15/23	7:05 PM	@ Providence



**Aatu Raty**

The 52nd overall pick in the 2021 NHL Draft, Aatu Raty made his North American debut as a 19-year-old with Bridgeport last season. He appeared in the final two games of the regular season and recorded one goal and three assists in six games during the 2022 Calder Cup Playoffs. His first AHL goal was the overtime winner against Providence to give the Islanders their first postseason series win since 2003.

**IN THE SYSTEM**

- Collin Adams (LW), 5-9, 201 lbs., shoots left. Born 4/24/98, Brighton, Mich.  
Last year's teams: Bridgeport (AHL) 45gp, 5+6=11pts... Worcester (ECHL) 10gp, 3+7=10pts.
- Samuel Bolduc (D), 6-4, 220 lbs., shoots left. Born 12/9/00, Laval, Que.  
Last year's team: Bridgeport (AHL) 57gp, 2+5=7pts.
- William Dufour (RW), 6-3, 205 lbs., shoots right. Born 1/28/02, Quebec, Que.  
Last year's team: Saint John (QMJHL) 66gp, 56+60=116pts.
- Reece Newkirk (C), 5-11, 181 lbs., shoots left. Born 2/20/01, Moose Jaw, Sask.  
Last year's teams: Bridgeport (AHL) 13gp, 0+2=2pts... Worcester (ECHL) 36gp, 11+17=28pts.
- Aatu Raty (C), 6-2, 185 lbs., shoots left. Born 11/14/02, Oulunsalo, Finland  
Last year's teams: Karpat/Jukurit (Fin.) 47gp, 13+28=41pts... Bridgeport (AHL) 2gp, 0+0=0 pts.

**DID YOU KNOW?**

**Brent Thompson** enters 2022-23 with the longest tenure of any AHL head coach with his current team. The Calgary native is in his 12th season in the Islanders organization and his 10th season as Bridgeport's head coach (294-256-42-23).



**ALL-TIME REGULAR SEASON TEAM RECORDS**

Division championships (regular season).....	2.....	2001-02, 2011-12
Overall regular season championships.....	1.....	2001-02
Highest points percentage in one season.....	.663.....	2008-09 (49-23-3-5)
Lowest points percentage in one season.....	.375.....	2020-21 (8-14-2-0)
Most wins in one season.....	49.....	2008-09
Most losses in one season (L+OTL).....	47.....	2014-15
Most ties in one season.....	12.....	2003-04
Most shootout losses in one season.....	7.....	2010-11
Most goals per game scored in one season.....	3.08.....	2005-06
Fewest goals per game scored in one season.....	2.23.....	2003-04
Most goals per game allowed in one season.....	3.38.....	2020-21
Fewest goals per game allowed in one season.....	1.75.....	2003-04 (AHL record)
Most penalty minutes in one season.....	1,834.....	2004-05
Longest winning streak overall.....	9 games.....	2/2/02-2/23/02 11/9/03-11/29/03
Longest winning streak at home.....	9 games.....	1/24/07-2/20/07
Longest winning streak away.....	8 games.....	1/4/12-2/3/12
Longest points streak overall.....	22 games.....	10/19/03-12/14/03 (18-0-3-1)
Longest points streak at home.....	15 games.....	10/14/18-12/27/18 (12-0-2-1)
Longest points streak away.....	12 games.....	10/25/03-12/20/03 (10-0-2-0)
Longest undefeated streak overall.....	20 games.....	10/25/03-12/14/03 (17-0-3)
Longest undefeated streak at home.....	11 games.....	10/18/02-12/4/02 (9-0-2)
Longest undefeated streak away.....	12 games.....	10/25/03-12/20/03 (10-0-2)
Longest losing streak (L+OTL) overall.....	10 games.....	2/8/15-3/6/15
Longest losing streak (L+OTL) at home.....	8 games.....	2/8/15-3/21/15
Longest losing streak (L+OTL) away.....	7 games.....	12/14/19-1/10/20
Longest winless streak overall.....	12 games.....	3/19/14-4/14/14 (0-10-0-2)
Longest winless streak at home.....	9 games.....	1/2/11-2/13/11 (0-6-2-1)
Longest winless streak away.....	15 games.....	11/25/04-2/2/05 (0-13-1-1)

**ALL-TIME REGULAR SEASON INDIVIDUAL PLAYER RECORDS**

**PLAYERS**

Most points in one season.....	76.....	Jeff Tambellini, 2007-08
Most goals in one season.....	43.....	Jeff Hamilton, 2003-04
Most assists in one season.....	48.....	Rob Collins, 2005-06
Most penalty minutes in one season.....	295.....	Eric Godard, 2004-05
Most power-play goals in one season.....	20.....	Jeff Hamilton, 2003-04
Most shorthanded goals in one season.....	6.....	Jeff Tambellini, 2007-08
Most game-winning goals in one season.....	15.....	Jeff Hamilton, 2003-04 (AHL record)
Most points in one game.....	5.....	Blake Comeau, 10/13/06 at HFD (2-3) Jeff Tambellini, 4/4/08 vs. PHI (3-2) Greg Mauldin, 2/13/10 at HFD (1-4) Ryan Strome, 11/1/13 at WOR (2-3) Travis St. Denis, 3/15/18 vs. ROC (3-2) Josh Ho-Sang, 2/17/19 vs. CLT (3-2)
Most goals in one game.....	4.....	Sean Bergenheim, 2/22/06 vs. HFD
Most assists in one game.....	4.....	several times; last: Dustin Jeffrey, 3/22/15 vs. BNG

**GOALTENDERS**

Most appearances in one season.....	59.....	Rick DiPietro, 2001-02
Most minutes played in one season.....	3,471.....	Rick DiPietro, 2001-02
Most wins in one season.....	30.....	Rick DiPietro, 2001-02
Most losses in one season.....	23.....	Wade Dubielewicz, 2004-05
Most ties/OT/shootout losses in one season.....	7.....	Rick DiPietro, 2001-02 Dieter Kochan, 2003-04
Most shutouts in one season.....	9.....	Wade Dubielewicz, 2003-04
Lowest GAA in one season (min. 25 gms.).....	1.38.....	Wade Dubielewicz, 2003-04 (AHL record)
Highest save percentage in one season (min. 25 gms.).....	.946.....	Wade Dubielewicz, 2003-04 (AHL record)

**ALL-TIME REGULAR SEASON POINTS LEADERS**

Name	GP	G	A	PTS	Seasons
1 Jeremy Colliton	326	77	126	203	05-09, 10-12
2 Rob Collins	220	53	110	163	2003-06
3 Jeff Hamilton	173	89	66	155	02-04, 05-06
4 Steve Regier	290	61	89	150	2004-08
5 Trevor Smith	206	72	77	149	2007-10
6 Jeff Tambellini	113	71	67	138	2006-09
7 Alan Quine	196	51	86	137	13-16, 17-18
8 Trent Hunter	150	60	76	136	2001-03
Travis St. Denis	259	65	71	136	2016-20
10 Tanner Fritz	198	46	89	135	2015-21

**ALL-TIME REGULAR SEASON GOALTENDING LEADERS (WINS)**

Name	GP	W	L	OT/SOL	GAA	SV%	SO	Seasons
1 Wade Dubielewicz	164	81	65	15	2.47	.919	15	2003-08
2 Christopher Gibson	151	76	44	19	2.67	.908	9	2015-20
3 Kevin Poulin	156	69	70	15	2.83	.912	8	2010-15
4 Rick DiPietro	117	56	45	15	2.37	.913	8	01-04, 09-10, 12-13
5 Nathan Lawson	83	41	30	9	2.46	.917	3	2008-11



**Otto Koivula**

Otto Koivula returns for his fifth season with Bridgeport after setting new career highs in points (47) and assists (35) over 56 games in 2021-22. A fourth-round selection in the 2016 NHL Draft, Koivula led Bridgeport in assists last season and earned his first NHL points, recording two assists in eight games with the New York Islanders.

**HISTORY OF TEAM CAPTAINS**

2001-03	none
2003-04	Alan Letang
2004-05	Keith Aldridge, Richard Seeley, Ed Campbell
2005-06	Kevin Colley
2006-11	Mark Wotton
2011-12	Jeremy Colliton
2012-13	Colin McDonald, Matt Watkins
2013-14	Chris Bruton
2014-15	Aaron Ness
2015-18	Ben Holmstrom
2018-19	Ben Holmstrom, Kyle Burroughs
2019-20	Kyle Burroughs
2020-22	Seth Helgeson



## BRIDGEPORT ISLANDERS

### PLAYOFF FACTS

Number participated in:	10
Number of individual series won:	5
Number of individual series lost:	10
Total number of playoff games played:	70
Games won:	30
Games lost:	40
Number of overtime games:	24
Overtime games won:	10
Overtime games lost:	14
Number of games opponents shut out:	4
Number of games shut out by opponents:	9
Calder Cup Championships:	0
Losing Finalist:	1 (2002)

### ALL-TIME PLAYOFF POINTS LEADERS

Player	GP	G	A	PTS	Seasons
1 Trent Hunter	26	15	15	30	2001-03
2 Jason Krog	20	10	13	23	2001-02
3 Juraj Kolnik	20	7	14	21	2001-02
4 Justin Mapletoft	27	8	12	20	2001-03
5 Raffi Torres	20	8	9	17	2001-02
6 Rob Collins	14	7	7	14	2003-06
7 Chris Armstrong	20	3	8	11	2001-02
8 Austin Czarnik	6	3	7	10	2021-22
Daniel Tkaczuk	9	3	7	10	2002-03
Jeff Hamilton	16	7	3	10	2002-04
Ken Sutton	20	2	8	10	2001-02

### ALL-TIME PLAYOFF RESULTS

Year	Round	Opponent	Result	GF	GA
2022	DSF	Charlotte	L, 1-3	11	16
	FR	Providence	W, 2-0	4	2
2019	DSF	Hershey	L, 2-3	9	11
2018	DNQ				
2017	DNQ				
2016	DSF	Toronto	L, 0-3	5	13
2015	DNQ				
2014	DNQ				
2013	DNQ				
2012	CQF	Connecticut	L, 0-3	3	10
2011	DNQ				
2010	DSF	Hershey	L, 1-4	12	19
2009	DSF	W-B/Scranton	L, 1-4	14	18
2008	DNQ				
2007	DNQ				
2006	DSF	W-B/Scranton	L, 3-4	16	17
2005	DNQ				
2004	DSF	W-B/Scranton	L, 3-4	19	23
2003	CSF	Binghamton	L, 2-4	12	12
	CQF	Manchester	W, 3-0	14	7
2002	F	Chicago	L, 1-4	11	18
	CF	Hamilton	W, 4-3	20	15
	CSF	St. John's	W, 4-0	16	7
	CQF	Manitoba	W, 3-1	13	7

### ALL-TIME PLAYOFF INDIVIDUAL PLAYER RECORDS

#### PLAYERS

Most points in one playoff	23	Jason Krog, 2002
Most points in one playoff game	4	several times; last: Daniel Tkaczuk, 4/18/03 vs. MCH (1-3)
Most goals in one playoff	10	Jason Krog, 2002
Most goals in one playoff game	3	Jason Krog, 5/1/02 at STJ
Most assists in one playoff	14	Juraj Kolnik, 2002
Most assists in one playoff game	3	several times; last: Austin Czarnik, 5/12/22 vs. CLT
Most playoff games played all-time	27	Justin Mapletoft

#### GOALTENDERS

Most playoff appearances all-time	25	Rick DiPietro
Most wins in one playoff	12	Rick DiPietro, 2002
Most losses in one playoff	8	Rick DiPietro, 2002
Most shutouts in one playoff	3	Rick DiPietro, 2002
Lowest GAA in one playoff (min. 5 gms.)	2.01	Rick DiPietro, 2003
Highest save percentage in one playoff (min. 5 gms.)	.933	Wade Dubielewicz, 2006



**Chris Terry**

Five-time AHL All-Star Chris Terry became the 48th player in league history to record 600 career points, reaching the milestone with the overtime goal in Bridgeport's 6-5 win in Rochester on Mar. 27, 2022. Terry led the Islanders in goals (30) and points (61) during the regular season and added two goals and four assists in the 2022 Calder Cup Playoffs.



#### Total Mortgage Arena

One of Connecticut's premier venues for music, sports and entertainment, Total Mortgage Arena opened in 2001 with the Islanders franchise's first-ever home game. The state-of-the-art facility is managed by the Oak View Group and is part of the city's downtown Harbor Yard entertainment complex.



**WESTERN CONFERENCE, PACIFIC DIVISION – 1ST SEASON**

www.calgarywranglers.com  /ahlwranglers  @ahlwranglers  ahlwranglers



# CALGARY WRANGLERS



**Brad Pascall**  
General Manager



**Mike Moore**  
Vice President



**Mitch Love**  
Head Coach



**Calgary Flames**  
NHL Affiliate

## PERSONNEL

President and Chief Executive Officer,  
Calgary Sports and Entertainment Corporation ..... John Bean  
 General Manager ..... Brad Pascall  
 Team Vice President ..... Mike Moore  
 Manager of AHL Business Operations ..... Jamie Cochrane  
 Head Coach ..... Mitch Love  
 Assistant Coach ..... Joe Cirella  
 Assistant Coach ..... Don Nachbaur  
 Goaltending Coach ..... Mackenzie Skapski  
 Strength & Conditioning Coach ..... Gord Farnell  
 Head Athletic Trainer ..... Bryan Erspamer  
 Head Equipment Manager ..... Peter Bureaux  
 Assistant Equipment Manager ..... Graham Wiebe  
 E.V.P., Event Centre & Revenue Development ..... Rollie Cyr  
 E.V.P. & CFO ..... Cam Olson  
 V.P., Sales, Customer Service, Ticketing ..... Mike Franco  
 V.P., Building Operations ..... Susan Darrington  
 V.P., Sports Property Sales & Marketing ..... Gordon Norrie  
 V.P., Communications ..... Peter Hanlon  
 V.P., Food & Beverage and IT ..... Ziad Mehio  
 V.P., Finance ..... Paul Kong  
 V.P., General Counsel & Corporate Secretary ..... Robyn Scott  
 Senior Director, Corporate Security ..... Ken Thrower  
 Senior Director, Human Resources ..... Deidra Campagna  
 Director, Retail ..... Brent Gibbs  
 Director of CSEC Foundations ..... Candice Goudie

## TEAM INFORMATION

Club Colors ..... Red and Yellow  
 Home Arena ..... Scotiabank Saddledome  
 Seating Capacity ..... 19,289  
 Press Box Location ..... Third Level, Walkway at Section 310  
 Flagship Radio Station ..... Sportsnet 960 THE FAN  
 Time Zone ..... Mountain (EST -2)

**Calgary Wranglers**  
 Scotiabank Saddledome  
 555 Saddledome Rise SE  
 Calgary, AB T2G 2W1  
 Phone: (403) 777-4646



## MEDIA DIRECTORY

### NEWSPAPER/WEB/WIRE

Calgary Herald • Phone (403) 235-7373 • Contact: Danny Austin (@DannyAustin\_9), Wes Gilbertson (@WesGilbertson) • www.calgaryherald.com • @calgaryherald  
 Calgary Sun • Phone (403) 250-4142 • Contact: Wes Gilbertson (@WesGilbertson), Danny Austin (@DannyAustin\_9) • www.calgarysun.com • @calgarysun  
 Canadian Press • Contact: Donna Spencer, Bill Graveland, Darren Haynes (@DarrenWHaynes) • www.thecanadianpress.org • @AP

### TELEVISION

CBC • Phone (403) 521-6000 • www.cbc.ca • @cbcports  
 CTV Calgary • Phone (403) 240-5600 • Contact: Glenn Campbell • @CTVCalgary  
 Global Calgary • Phone (403) 235-7777 • Contact: Ken MacGillivray, Cami Kepke, Moses Woldu • @GlobalCalgary  
 TSN • Contact: Salim Valji • @TSN\_Sports

### RADIO

Sportsnet 960 The Fan • Phone (403) 686-9729 • @Sportsnet960




**IN THE SYSTEM**

- Yan Kuznetsov (D), 6-4, 215 lbs., shoots left. Born 3/9/02, Murmansk, Russia  
Last year's teams: Saint John (QMJHL) 25gp, 2+11=13pts... Stockton (AHL) 12gp, 0+0=0pts.
- Jakob Pelletier (LW), 5-10, 180 lbs., shoots left. Born 3/7/01, Quebec, Que.  
Last year's team: Stockton (AHL) 66gp, 27+35=62pts.
- Jeremie Poirier (D), 6-1, 190 lbs., shoots left. Born 6/2/02, Salaberry-de-Valleyfield, Que.  
Last year's team: Saint John (QMJHL) 67gp, 16+41=57pts.
- Dustin Wolf (G), 6-0, 170 lbs., catches left. Born 4/16/01, Gilroy, Calif.  
Last year's team: Stockton (AHL) 47gp, 33-9-4, 2.35gaa, .924sv%
- Connor Zary (C), 6-0, 180 lbs., shoots left. Born 9/25/01, Saskatoon, Sask.  
Last year's team: Stockton (AHL) 53gp, 13+12=25pts.



**Dustin Wolf**

Recipient of the Aldege "Baz" Bastien Memorial Award as the AHL's outstanding goaltender in 2021-22, Dustin Wolf ranked among the league's leaders in wins (33 – first), minutes played (2,809 – second), saves (1,341 – second), save percentage (.924 – fourth) and goals-against average (2.35 – eighth). He later tied an AHL record with three shutouts in a single playoff series during the division finals vs. Colorado.



**Scotiabank Saddledome**

Since opening in 1983, the Scotiabank Saddledome has been Calgary's premier entertainment venue, seating over 19,000 and hosting more than 150 events per year. Home to the Wranglers as well as the NHL's Flames, the WHL's Hitmen and the NLL's Roughnecks, the Saddledome has played host to concerts, world-class tournaments, ice shows, circuses, conventions and more, including the 1988 Winter Olympics.

**2022-23 SCHEDULE (ALL TIMES LOCAL)**

Day	Date	Time	Opponent	Day	Date	Time	Opponent
Sun	10/16/22	1:00 PM	Coachella Valley	Fri	1/20/23	7:00 PM	@ Abbotsford
Mon	10/17/22	7:00 PM	Coachella Valley	Sat	1/21/23	7:00 PM	@ Abbotsford
Fri	10/21/22	7:05 PM	@ Colorado	Tue	1/24/23	7:00 PM	Ontario
Sat	10/22/22	7:05 PM	@ Colorado	Wed	1/25/23	7:00 PM	Ontario
Fri	10/28/22	3:00 PM	@ Coachella Valley (E)	Sat	1/28/23	7:00 PM	@ Henderson
Sat	10/29/22	6:00 PM	@ Coachella Valley (S)	Sun	1/29/23	5:00 PM	@ Ontario
Wed	11/2/22	7:00 PM	Tucson	Thu	2/2/23	7:00 PM	Bakersfield
Fri	11/4/22	1:00 PM	Tucson	Fri	2/3/23	7:00 PM	Bakersfield
Sun	11/6/22	6:00 PM	San Jose	Fri	2/10/23	7:00 PM	@ San Jose
Tue	11/8/22	7:00 PM	San Jose	Sat	2/11/23	6:00 PM	@ San Jose
Fri	11/11/22	6:00 PM	@ Manitoba	Tue	2/14/23	7:00 PM	Abbotsford
Sun	11/13/22	12:00 PM	@ Manitoba	Wed	2/15/23	7:00 PM	Abbotsford
Fri	11/18/22	7:00 PM	@ Bakersfield	Fri	2/17/23	7:00 PM	Colorado
Sat	11/19/22	7:00 PM	@ Bakersfield	Sun	2/19/23	6:00 PM	Colorado
Tue	11/22/22	7:00 PM	Coachella Valley	Wed	2/22/23	7:00 PM	Henderson
Thu	11/24/22	7:00 PM	Coachella Valley	Thu	2/23/23	7:00 PM	Henderson
Fri	11/25/22	1:00 PM	Abbotsford	Sun	2/26/23	2:00 PM	@ Henderson
Sun	11/27/22	1:00 PM	Abbotsford	Wed	3/1/23	7:00 PM	@ Coachella Valley
Fri	12/2/22	7:00 PM	@ San Diego	Fri	3/3/23	7:05 PM	@ Colorado
Sat	12/3/22	7:00 PM	@ San Diego	Sat	3/4/23	7:05 PM	@ Colorado
Fri	12/9/22	7:00 PM	San Diego	Tue	3/7/23	7:00 PM	Colorado
Sun	12/11/22	1:00 PM	San Diego	Wed	3/8/23	7:00 PM	Colorado
Tue	12/13/22	7:00 PM	Manitoba	Fri	3/10/23	7:00 PM	@ Ontario
Thu	12/15/22	7:00 PM	Manitoba	Sun	3/12/23	3:00 PM	@ Ontario
Tue	12/20/22	7:00 PM	Ontario	Fri	3/17/23	7:00 PM	@ Tucson
Wed	12/21/22	7:00 PM	Ontario	Sat	3/18/23	7:00 PM	@ Tucson
Wed	12/28/22	6:30 PM	@ Bakersfield	Fri	3/24/23	7:00 PM	San Diego
Fri	12/30/22	7:00 PM	@ Bakersfield	Sun	3/26/23	7:00 PM	San Diego
Sat	12/31/22	6:00 PM	@ Ontario	Wed	3/29/23	7:00 PM	Henderson
Mon	1/2/23	7:00 PM	Abbotsford	Fri	3/31/23	1:00 PM	Henderson
Wed	1/4/23	7:00 PM	Abbotsford	Wed	4/5/23	7:00 PM	@ Coachella Valley
Sun	1/8/23	1:00 PM	Bakersfield	Fri	4/7/23	7:00 PM	@ San Diego
Tue	1/10/23	7:00 PM	Bakersfield	Sat	4/8/23	7:00 PM	@ San Diego
Fri	1/13/23	7:00 PM	@ Henderson	Wed	4/12/23	7:00 PM	@ Abbotsford
Sat	1/14/23	3:00 PM	@ Henderson	Fri	4/14/23	7:00 PM	@ Abbotsford
Wed	1/18/23	7:00 PM	@ Abbotsford	Sat	4/15/23	7:00 PM	@ Abbotsford

(E) at Everett, Wash... (S) at Seattle, Wash.



**Jakob Pelletier**

Jakob Pelletier finished third among all AHL rookies in scoring with 62 points (27 goals, 35 assists) in 66 games last season, earning a spot on the AHL All-Rookie Team. A first-round pick (26th overall) by Calgary in the 2019 NHL Draft, Pelletier also tied for second among rookies with a plus-22 rating and tied for second overall with eight game-winning goals.

**CALGARY WRANGLERS**





# CHARLOTTE CHECKERS



**Michael A. Kahn**  
Owner/CEO/Governor



**Tera Black**  
Chief Operating Officer



**Geordie Kinnear**  
Head Coach



**Florida Panthers**  
NHL Affiliate

## PERSONNEL

Owner/Chief Executive Officer/Governor.....Michael A. Kahn  
 Chief Operating Officer/Alternate Governor..... Tera Black  
 Senior Vice President of Hockey Operations.....Derek Wilkinson  
 General Manager.....Gregory Campbell  
 Head Coach.....Geordie Kinnear  
 Assistant Coach.....Bobby Sanguinetti  
 Assistant Coach.....Jared Staal  
 Assistant Coach, Goaltending.....Leo Luongo  
 Head Equipment Manager.....Chris Fournier  
 Assistant Equipment Manager.....Eric Cosentino  
 Head Medical Trainer.....Alex Ambrose  
 Head Strength and Conditioning Coach.....Morgan Campbell  
 Manager, Team Services/Video Coach.....Alec Rippetoe  
 Director of Finance/Controller.....Jamie Black  
 Vice President, Corporate Partnerships.....Mary Grams  
 Corporate Partnership Manager.....Mike Mulally  
 Corporate Servicing Specialist.....Kyle Green  
 Senior Vice President.....Shawn Lynch  
 Group Sales Coordinator.....Annie Eagle  
 Fan Service and Retention Coordinator.....Courtney Martin  
 Ticket Sales Account Executive.....Mark Lappin  
 Vice President, Marketing and Communications.....Paul Branecky  
 Director of Marketing and Communications.....Nick Niedzielski  
 Director of Creative Services.....Zac Harvey  
 Director of Broadcasting and Corporate Servicing.....T.J. Chillot  
 Video Production Manager.....Paige Sliney  
 Game Operations and Servicing Coordinator.....Sydney Shaw  
 Merchandise Coordinator.....Shannon Kuenzel  
 Photographer.....Gregg Forwerck

## TEAM INFORMATION

Club Colors.....Red, Black and Silver  
 Home Arena.....Bojangles' Coliseum  
 Seating Capacity.....8,500  
 Attendance Records.....Game: 13,219 vs. Rockford, 4/11/15 (Time Warner)  
 8,465 vs. Chicago, 6/1/19 (Bojangles – playoffs)  
 8,420 vs. Milwaukee, 1/17/17 (Bojangles – reg. season)  
 Season: 257,688 – 2012-13  
 Average: 6,781 – 2012-13  
 Press Box Location.....Section 123  
 Audio Webcasts.....Mixlr.com  
 Time Zone.....Eastern

**Charlotte Checkers**  
 2700 E. Independence Blvd.  
 Charlotte, NC 28205  
 Phone: (704) 342-4423

## MEDIA DIRECTORY

### NEWSPAPER/WEB/WIRE

Charlotte Observer • Phone (704) 358-5000 • www.charlotteobserver.com • @theobserver  
 Associated Press • Phone (704) 334-4624 • Contact: Steve Reed • www.ap.org • @AP

### TELEVISION

WCCB (CW) • Phone (704) 371-1800 • Contact: Kelli Bartik • www.wccbcharlotte.com • @WCCBCharlotte  
 WCNC (NBC) • Phone (704) 329-3636 • Contact: Nick Carboni • www.wcnc.com • @wcnc  
 WSOC (ABC) • Phone (704) 522-1103 • Contact: Phil Orban • www.wsoctv.com • @wsoctv  
 WBTV (CBS) • Phone (704) 374-3500 • Contact: Nate Wimberly • www.wbtv.com • @wbtv\_news  
 Queen City News • Phone (704) 398-0046 • Contact: Will Kunkel • www.fox46charlotte.com • @Queen\_City\_News  
 Spectrum News • Phone (704) 973-5800 • Contact: Mike Solarte • spectrumlocalnews.com/nc/charlotte • @specnewsclt

### RADIO

ESPN 730 • Phone (704) 332-0173 • Contact: Mario Washington • www.espn730.com • @espn730  
 WFNZ The Fan 610 AM • Phone (704) 319-9369 • Contact: Travis Hancock • www.wfnz.com • @wfnz



# CHARLOTTE CHECKERS

## SEASON RESULTS

Season	Aff	Head Coach	GP	W	L	T	OTL	SOL	PTS	PCT	GF	GA	Finish	Playoff Result (W-L Record)
2010-11	CAR	Jeff Daniels	80	44	27	--	2	7	97	.606	265	243	3rd, East	Lost Conference Finals (8-8)
2011-12	CAR	Jeff Daniels	76	38	29	--	3	6	85	.559	209	214	3rd, Midwest (9)	Did not qualify
2012-13	CAR	Jeff Daniels	76	42	26	--	4	4	92	.605	226	202	2nd, South (4)	Lost Conference Quarterfinals (2-3)
2013-14	CAR	Jeff Daniels	76	37	36	--	1	2	77	.507	228	241	4th, West (11)	Did not qualify
2014-15	CAR	Jeff Daniels	76	31	38	--	6	1	69	.454	172	231	4th, West (13)	Did not qualify
2015-16	CAR	Mark Morris	76	36	32	--	3	5	80	.526	214	229	5th, Central	Did not qualify
2016-17	CAR	Ulf Samuelsson	76	39	29	--	7	1	86	.566	212	208	4th, Central	Lost Division Semifinals (2-3)
2017-18	CAR	Mike Vellucci	76	46	26	--	1	3	96	.632	262	212	3rd, Atlantic	Lost Division Finals (4-4)
2018-19	CAR	Mike Vellucci	76	51	17	--	7	1	110	.724	255	189	1st, Atlantic	Won Calder Cup (15-4)
2019-20	CAR	Ryan Warsofsky	61	34	22	--	5	0	73	.598	202	172	3rd, Atlantic	Playoffs not held
2020-21		Did not play												
2021-22	FLA/SEA	Geordie Kinnear	72	42	24	--	5	1	90	.625	234	197	1st, Atlantic	Lost Division Finals (3-4)
TOTALS			821	440	306	--	44	31	955	.582	2,479	2,338		

## IN THE SYSTEM

- Grigori Denisenko (LW), 5-11, 186 lbs., shoots right. Born 6/24/00, Novosibirsk, Russia  
Last year's teams: Charlotte (AHL) 30gp, 9+9=18pts... Florida (NHL) 1gp, 0+0=0pts.
- Max Gildon (D), 6-3, 194 lbs., shoots left. Born 5/17/99, Houston, Texas  
Last year's team: Charlotte (AHL) 22gp, 1+4=5pts.
- Logan Hutsko (F), 5-10, 172 lbs., shoots right. Born 2/11/99, North Caldwell, N.J.  
Last year's team: Charlotte (AHL) 71gp, 10+28=38pts.
- John Ludvig (D), 6-1, 213 lbs., shoots left. Born 8/2/00, Liberec, Czech Republic  
Last year's team: Charlotte (AHL) 3gp, 0+0=0pts.
- Serron Noel (RW), 6-5, 216 lbs., shoots right. Born 8/8/00, Ottawa, Ont.  
Last year's team: Charlotte (AHL) 64gp, 5+15=20pts.



**Aleksii Heponiemi**

Aleksii Heponiemi enjoyed a breakout season for the Checkers in 2021-22, establishing himself as one of Charlotte's premier playmakers with a team-leading 30 assists. The 23-year-old also stepped into a new role as a leader on the squad, donning an "A" as one of the team's alternate captains for the season.

## 2022-23 SCHEDULE (ALL TIMES LOCAL)

Day	Date	Time	Opponent	Day	Date	Time	Opponent
Fri	10/14/22	7:00 PM	Hartford	Sun	1/15/23	4:00 PM	W-B/Scranton
Sat	10/15/22	6:00 PM	Hartford	Sat	1/21/23	4:00 PM	Cleveland
Fri	10/21/22	7:00 PM	Hershey	Sun	1/22/23	1:00 PM	Cleveland
Sat	10/22/22	6:00 PM	Hershey	Wed	1/25/23	7:00 PM	@ Utica
Fri	10/28/22	7:05 PM	@ Providence	Fri	1/27/23	7:05 PM	@ Rochester
Sat	10/29/22	7:00 PM	@ Hartford	Sat	1/28/23	6:05 PM	@ Rochester
Tue	11/1/22	10:30 AM	@ Bridgeport	Fri	2/3/23	7:00 PM	@ Syracuse
Fri	11/4/22	7:00 PM	Syracuse	Sat	2/4/23	7:00 PM	@ Syracuse
Sat	11/5/22	6:00 PM	Syracuse	Fri	2/10/23	7:00 PM	Toronto
Fri	11/11/22	7:05 PM	@ Providence	Sat	2/11/23	6:00 PM	Toronto
Sat	11/12/22	7:30 PM	@ Hartford	Tue	2/14/23	7:00 PM	Lehigh Valley
Sun	11/13/22	3:05 PM	@ Providence	Wed	2/15/23	7:00 PM	Lehigh Valley
Wed	11/16/22	7:00 PM	@ Hartford	Sat	2/18/23	4:00 PM	Hershey
Fri	11/18/22	7:00 PM	@ Bridgeport	Sun	2/19/23	4:00 PM	Hershey
Sat	11/19/22	7:05 PM	@ Springfield	Fri	2/24/23	7:05 PM	@ Providence
Mon	11/21/22	7:00 PM	W-B/Scranton	Sat	2/25/23	7:00 PM	@ Bridgeport
Wed	11/23/22	7:00 PM	W-B/Scranton	Sun	2/26/23	3:05 PM	@ Springfield
Fri	11/25/22	4:00 PM	Utica	Fri	3/3/23	7:00 PM	@ Utica
Sat	11/26/22	6:00 PM	Utica	Sat	3/4/23	7:05 PM	@ Springfield
Fri	12/2/22	7:00 PM	Lehigh Valley	Sun	3/5/23	3:00 PM	@ Hartford
Sat	12/3/22	6:00 PM	Lehigh Valley	Wed	3/8/23	7:00 PM	Bridgeport
Tue	12/6/22	7:00 PM	@ Hershey	Fri	3/10/23	7:00 PM	Bridgeport
Fri	12/9/22	7:05 PM	@ Lehigh Valley	Sat	3/11/23	6:00 PM	Bridgeport
Sat	12/10/22	7:05 PM	@ Lehigh Valley	Fri	3/17/23	1:30 PM	@ Toronto (SBA)
Fri	12/16/22	7:00 PM	Rochester	Sat	3/18/23	4:00 PM	@ Toronto
Sat	12/17/22	6:00 PM	Rochester	Sat	3/25/23	4:00 PM	Providence
Thu	12/22/22	7:00 PM	Providence	Sun	3/26/23	1:00 PM	Providence
Fri	12/23/22	6:00 PM	Providence	Wed	3/29/23	7:00 PM	Springfield
Thu	12/29/22	7:00 PM	@ Cleveland	Fri	3/31/23	7:00 PM	Springfield
Sat	12/31/22	12:31 PM	@ Cleveland	Sat	4/1/23	6:00 PM	Springfield
Wed	1/4/23	7:05 PM	@ W-B/Scranton	Wed	4/5/23	7:05 PM	@ W-B/Scranton
Fri	1/6/23	7:05 PM	@ W-B/Scranton	Fri	4/7/23	7:05 PM	@ Lehigh Valley
Sat	1/7/23	7:00 PM	@ Hershey	Sat	4/8/23	7:00 PM	@ Hershey
Tue	1/10/23	7:00 PM	Hartford	Sat	4/11/23	7:00 PM	@ Hershey
Wed	1/11/23	7:00 PM	Hartford	Fri	4/14/23	7:05 PM	@ Lehigh Valley
Sat	1/14/23	4:00 PM	W-B/Scranton	Sat	4/15/23	6:05 PM	@ W-B/Scranton

(SBA) at Scotiabank Arena

## DID YOU KNOW?

The Checkers team name was originally chosen by **Maurice "Rocket" Richard** in the 1950s for the Eastern Hockey League franchise that had moved to Charlotte from Baltimore.



# CHARLOTTE CHECKERS

## ALL-TIME REGULAR SEASON TEAM RECORDS

Division championships (regular season).....2.....	2018-19, 2021-22
Overall regular season championships.....1.....	2018-19
Highest points percentage in one season......724.....	2018-19 (51-17-7-1)
Lowest points percentage in one season......454.....	2014-15 (31-38-6-1)
Most wins in one season .....	51.....2018-19
Most losses in one season (L+OTL).....	44.....2014-15
Most shootout losses in one season .....	7.....2010-11
Most goals per game scored in one season.....	3.45.....2017-18
Fewest goals per game scored in one season.....	2.26.....2014-15
Most goals per game allowed in one season.....	3.17.....2013-14
Fewest goals per game allowed in one season.....	2.49.....2018-19
Most penalty minutes in one season .....	1,318.....2010-11
Longest winning streak overall .....	7 games.....3/9/17-3/25/17
	3/31/18-end of season
Longest winning streak at home.....	7 games.....3/17/22-4/8/22
Longest winning streak away.....	7 games.....10/30/10-12/18/10
	10/5/18-10/27/18
Longest points streak overall .....	12 games...12/9/15-1/9/16 (10-0-1-1)
Longest points streak at home .....	15 games...2/12/22-end of season (12-0-3-0)
Longest points streak away.....	9 games.....11/22/15-1/9/16 (8-0-0-1)
Longest losing streak (L+OTL) overall .....	10 games...1/27/16-2/16/16
Longest losing streak (L+OTL) at home.....	8 games.....2/5/16-3/5/16
Longest losing streak (L+OTL) away.....	12 games...11/12/16-12/22/16
Longest winless streak overall .....	10 games...1/27/16-2/16/16 (0-8-2-0)
Longest winless streak at home .....	8 games.....2/5/16-3/5/16 (0-7-1-0)
Longest winless streak away.....	12 games...11/12/16-12/22/16 (0-10-2-0)

## ALL-TIME REGULAR SEASON INDIVIDUAL PLAYER RECORDS

### PLAYERS

Most points in one season .....	74.....Zach Boychuk, 2013-14
Most goals in one season .....	36.....Zach Boychuk, 2013-14
Most assists in one season .....	47.....Andrew Poturalski, 2018-19
Most penalty minutes in one season .....	229.....Zack FitzGerald, 2010-11
Most power-play goals in one season.....	18.....Zach Boychuk, 2013-14
Most shorthanded goals in one season.....	4.....Warren Foegele, 2017-18
Most game-winning goals in one season ..	9.....Warren Foegele, 2017-18
	Alexsi Saarela, 2018-19
Most points in one game .....	5.....Zach Boychuk, 3/26/14 at IA (2-3)
	Janne Kuokkanen, 4/7/18 vs. HER (3-2)
	Kole Lind, 12/14/21 vs. ROC (2-3)
Most goals in one game .....	3.....several times; last:
	Zac Dalpe, 2/4/22 at ROC
Most assists in one game .....	4.....several times; last:
	Connor Carrick, 2/20/22 vs. CLE

### GOALTENDERS

Most appearances in one season.....	51.....Drew MacIntyre, 2014-15
	Alex Nedeljkovic, 2018-19
Most minutes played in one season .....	2,936.....Drew MacIntyre, 2014-15
Most wins in one season .....	34.....Alex Nedeljkovic, 2018-19
Most losses in one season .....	26.....Drew MacIntyre, 2014-15
Most OT/shootout losses in one season .....	5.....Alex Nedeljkovic, 2018-19
Most shutouts in one season .....	6.....Justin Peters, 2012-13
Lowest GAA in one season (min. 25 gms.).....	2.26.....Alex Nedeljkovic, 2018-19
Highest save percentage in one season	
(min. 25 gms.).....	.925.....Joey Daccord, 2021-22

## ALL-TIME REGULAR SEASON POINTS LEADERS

Name	GP	G	A	PTS	Seasons
1 Zach Boychuk	337	123	152	275	2010-16
2 Chris Terry	299	104	150	254	2010-15
3 Trevor Carrick	347	40	141	181	2014-19
4 Andrew Poturalski	238	66	110	176	2015-19
5 Zac Dalpe	239	92	78	170	10-13, 21-22
6 Justin Shugg	271	62	88	150	2011-16
7 Brett Sutter	255	56	86	142	2010-14
8 Patrick Brown	334	53	72	125	2014-19
9 Janne Kuokkanen	160	35	85	120	2017-20
10 Jerome Samson	147	53	56	109	2010-13

## ALL-TIME REGULAR SEASON GOALTENDING LEADERS (WINS)

Name	GP	W	L	OT/SOL	GAA	SV%	SO	Seasons
1 Alex Nedeljkovic	154	89	45	11	2.57	.904	14	2016-20
2 John Muse	125	63	46	13	2.57	.916	7	2011-16
3 Mike Murphy	96	43	38	5	2.90	.906	3	2010-14
4 Justin Peters	71	36	26	4	2.47	.917	7	2011-14
5 Drew MacIntyre	79	31	39	6	2.92	.907	0	2014-16



**Serron Noel**

A 2018 second-round draft pick, Serron Noel made strides across his first full pro season, recording 20 points (5g, 15a) in 64 games for Charlotte. Noel's biggest splash came on Jan. 15, when he racked up three goals in the first period of the Checkers' 8-5 win over Texas for his first pro hat trick.

## HISTORY OF TEAM CAPTAINS

2010-11	Bryan Rodney
2011-14	Brett Sutter
2014-15	Michal Jordan
2015-16	Derek Ryan
2016-17	Derek Ryan, Patrick Brown
2017-19	Patrick Brown
2019-20	Roland McKeown
2021-22	Zac Dalpe





**PLAYOFF FACTS**

Number participated in:.....	6
Number of individual series won:.....	8
Number of individual series lost:.....	5
Total number of playoff games played:.....	60
Games won:.....	34
Games lost:.....	26
Number of overtime games:.....	11
Overtime games won:.....	7
Overtime games lost:.....	4
Number of games opponents shut out:.....	5
Number of games shut out by opponents:.....	4
Calder Cup Championships:.....	1 (2019)
Losing Finalist:.....	0

**ALL-TIME PLAYOFF POINTS LEADERS**

	Player	GP	G	A	PTS	Seasons
1	Andrew Poturalski	31	13	15	28	2016-19
2	Zac Dalpe	28	13	8	21	10-13, 21-22
3	Trevor Carrick	29	3	16	19	2016-19
4	Tomas Jurco	18	7	11	18	2018-19
	Morgan Geekie	19	8	10	18	2018-19
	Nicolas Roy	27	6	12	18	2017-19
	Aleksi Saarela	30	9	9	18	2016-19
8	Zach Boychuk	21	6	9	15	2010-13
9	Brett Sutter	21	4	10	14	2010-13
	Patrick Brown	24	7	7	14	2016-19

**ALL-TIME PLAYOFF INDIVIDUAL PLAYER RECORDS**

**PLAYERS**

Most points in one playoff.....	23	Andrew Poturalski, 2019
Most points in one playoff game.....	5	Tomas Jurco, 5/4/19 vs. HER (2-3)
Most goals in one playoff.....	12	Andrew Poturalski, 2019
Most goals in one playoff game.....	3	Aleksi Saarela, 5/8/19 at HER Zac Dalpe, 5/12/22 at BRI Max McCormick, 5/16/22 vs. BRI
Most assists in one playoff.....	11	Andrew Poturalski, 2019
Most assists in one playoff game.....	3	Tomas Jurco, 2019 several times; last: Morgan Geekie, 5/8/19 at HER
Most playoff games played, all-time.....	31	Andrew Poturalski

**GOALTENDERS**

Most playoff appearances all-time.....	23	Alex Nedeljkovic
Most wins in one playoff.....	10	Alex Nedeljkovic, 2019
Most losses in one playoff.....	7	Mike Murphy, 2011
Most shutouts in one playoff.....	1	Mike Murphy, 2011 Tom McCollum, 2017
		Alex Nedeljkovic, 2018 Alex Nedeljkovic, 2019 Joey Daccord, 2022
Lowest GAA in one playoff (min. 5 gms.).....	1.74	Dustin Tokarski, 2019
Highest save percentage in one playoff (min. 5 gms.).....	.935	Dustin Tokarski, 2019

**ALL-TIME PLAYOFF RESULTS**

Year	Round	Opponent	Result	GF	GA
2022	DF	Springfield	L, 0-3	4	15
	DSF	Bridgeport	W, 3-1	16	11
2019	F	Chicago	W, 4-1	22	14
	CF	Toronto	W, 4-2	22	14
	DF	Hershey	W, 4-0	19	7
2018	DSF	Providence	W, 3-1	14	9
	DF	Lehigh Valley	L, 1-4	10	14
2017	DSF	W-B/Scranton	W, 3-0	14	6
	DSF	Chicago	L, 2-3	13	14
2016	DNQ				
2015	DNQ				
2014	DNQ				
2013	CQF	Oklahoma City	L, 2-3	15	23
2012	DNQ				
2011	CF	Binghamton	L, 0-4	8	21
	DF	W-B/Scranton	W, 4-2	10	10
	DSF	Hershey	W, 4-2	19	17



**Zac Dalpe**

After starring for Charlotte at the beginning of his career, Zac Dalpe returned nearly 10 years later and put on a stellar showing for the Checkers in 2021-22. The veteran was named team captain and became just the fifth player in franchise history to register 30 goals in a single season.



**Bojangles' Coliseum**

Bojangles' Coliseum, operated by the Charlotte Regional Visitors Authority, hosted the first pro hockey game in Charlotte back in 1956 and was home to the Checkers for various points between then and 2005. After \$16 million in renovations, the Checkers returned to the historic building beginning with the 2015-16 season.





**Don Levin**  
Chairman of the Board



**Wendell Young**  
General Manager



**Brock Sheahan**  
Head Coach



**Carolina Hurricanes**  
NHL Affiliate

# CHICAGO WOLVES

## PERSONNEL

Chairman of Board/Governor..... Don Levin  
 Vice Chairman..... Buddy Meyers  
 Senior Executive Vice President..... Wayne Messmer  
 Director ..... Seth Gold  
 General Manager..... Wendell Young  
 Assistant General Manager..... Bill Bentley  
 Senior Advisor/Director of Hockey Operations ..... Gene Ubriaco  
 Head Coach ..... Brock Sheahan  
 Assistant Coach..... Patrick Dwyer  
 Assistant Coach..... Bob Nardella  
 Head Athletic Trainer..... Kevin Kacer, ATC  
 Head Equipment Manager..... Ryan Shoufer  
 Assistant Equipment Manager..... Lester Tiu  
 Goaltending Coach..... Stan Dubicki  
 Strength and Training Coach..... Steve Polito  
 Hockey Operations Assistant..... Norine Gillner  
 President of Operations..... Courtney Mahoney  
 President of Business Operations..... Jon Sata  
 Director of Public Relations..... Chris Kuc  
 Social Media Coordinator..... Holly Bihlman  
 Public Relations Coordinator..... Tassos Kirkos  
 Executive Director of Ticket Sales ..... Eric Zavilla  
 Senior Director of Ticket Retention and Services ..... Jackie Schroeder  
 Senior Director of Program Development..... Stefanie Evans  
 Marketing..... Mark Abernethy  
 B2B and Group Events Specialist..... Leslie Metcalf  
 Sales Development Manager..... Pawel Sienko  
 Group Account Executive..... Abigail Kruzel  
 Account Executive, Group Sales and Youth Hockey..... Spencer Lhotka  
 Ticket Sales and Services Coordinator..... Colette Hankin  
 Inside Sales Representative..... Kevin Horan  
 Inside Sales Representative..... Jake Schneider  
 Inside Sale Representative ..... Jake Elliott  
 Group Sales Account Executive..... Tyler Cristofaro  
 Senior Director of Partnership Sales ..... Greg Sprott  
 Senior Manager, Partnerships and Media Sales..... Tim Weaver  
 Partnerships Sales Executive..... Chris Friederich  
 E-Business Specialist..... Anna Wagner  
 Client Services Coordinator, Partnerships..... Anissa Patterson

Client Services Coordinator, Partnerships..... Liam Kerrigan  
 Senior Director of Operations ..... Dan Harris  
 Sr. Community Relations Coordinator ..... Gabby Hogan  
 Community Relations Coordinator/  
 Mascot Coordinator ..... Charles Cinnamon  
 Creative Director ..... Imran Javed  
 Graphic Designer ..... Austin Zima  
 Graphic Designer ..... Sam Bochnia  
 Play-by-Play Broadcaster ..... Jason Shaver  
 Color Analyst..... Bill Gardner  
 Executive Television Producer..... Ron Storto  
 Producer..... Kurtis Wothe  
 Team Photographer..... Ross Dettman

## TEAM INFORMATION

Club Colors ..... Burgundy, Gold, Black and White  
 Seating Capacity ..... 16,692  
 Attendance Records..... Game: 16,607 vs. Cleveland, 2/25/06  
 Season: 368,390 – 2004-05  
 Average: 9,209 – 2004-05  
 Press Box Location ..... South End, Second Level  
 Flagship TV ..... My50 Chicago  
 Time Zone..... Central (EST -1)

Chicago Wolves	
Business:	Hockey:
2301 Ravine Way	1685 W. Higgins Rd., Ste. 200
Glenview, IL 60025	Hoffman Estates, IL 60169
Phone: (847) 724-4625	Phone: (847) 730-2700

**MEDIA DIRECTORY**

**NEWSPAPER/WEB/WIRE**

Chicago Tribune • Phone (312) 222-3232 • Contact: Amanda Kaschube • www.chicagotribune.com • @chicagosports  
 Chicago Sun-Times • Phone (312) 321-3000 • Contact: Chris De Luca • www.suntimes.com • @suntimes\_sports  
 Daily Herald • Phone (847) 427-4300 • Contact: Kathleen Danes • www.dailyherald.com • @dailyherald  
 Northwest Herald • Phone (815) 459-4040 • Contact: Kyle Nabors • www.nwherald.com • @nwherald  
 Pioneer Press • Phone (847) 696-6040 • Contact: Bill Scheibe • www.chicagotribune.com/suburbs • @pioneer\_press  
 Associated Press • Phone (312) 781-0500 • Contact: Andrew Seligman • www.ap.org • @AP

**TELEVISION**

WBBM Channel 2 (CBS) • Phone (312) 899-2330 • Contact: Krista Ruch • www.chicago.cbslocal.com • @cbschicago  
 WMAQ Channel 5 (NBC) • Phone (312) 836-5665 • Contact: Mike Berman • www.nbcchicago.com • @nbcchicago  
 WLS Channel 7 (ABC) • Phone (312) 750-7108 • Contact: Larry Snyder • www.abc7chicago.com • @ABC7Chicago  
 WGN Channel 9 • Phone (773) 883-3325 • Contact: Joel Liberatore • www.wgntv.com • @WGNNews  
 WFLD Channel 32 (FOX) • Phone (312) 565-5532 • Contact: John Eskra • www.myfoxchicago.com • @fox32news  
 NBC Sports Chicago • Phone (312) 222-6080 • Contact: Charlie Roumeliotis • www.nbcsports.com/chicago • @NBCSChicago  
 WCIU Channel 26 • Phone (312) 705-2600 • www.wciu.com • @WCIU

**RADIO**

WSCR 670 AM • Phone (312) 245-6000  
 ESPN Radio 1000 (WMVP) • Phone (312) 847-3776  
 WBBM 780 AM • Phone (312) 297-7847 • Contact: Josh Liss  
 WGN 720 AM • Phone (312) 222-5094 • Contact: Dave Eanet

**SEASON RESULTS**

Season	Aff	Head Coach	GP	W	L	T	OTL	SOL	PTS	PCT	GF	GA	Finish	Playoff Result (W-L Record)
<b>2001-02</b>	<b>ATL</b>	<b>John Anderson</b>	<b>80</b>	<b>37</b>	<b>31</b>	<b>7</b>	<b>5</b>	--	<b>86</b>	<b>.538</b>	<b>250</b>	<b>236</b>	<b>4th, West</b>	<b>Won Calder Cup (17-8)</b>
2002-03	ATL	John Anderson	80	43	25	8	4	--	98	.613	276	237	2nd, West	Lost Conference Semifinals (3-6)
2003-04	ATL	John Anderson	80	42	26	9	3	--	96	.600	246	208	3rd, West	Lost Division Finals (6-4)
2004-05	ATL	John Anderson	80	49	24	--	5	2	105	.656	245	211	1st, West	Lost Calder Cup Finals (12-6)
2005-06	ATL	John Anderson	80	36	32	--	4	8	84	.525	278	275	5th, West	Did not qualify
2006-07	ATL	John Anderson	80	46	25	--	3	6	101	.631	331	252	2nd, West	Lost Conference Finals (9-6)
<b>2007-08</b>	<b>ATL</b>	<b>John Anderson</b>	<b>80</b>	<b>53</b>	<b>22</b>	--	<b>2</b>	<b>3</b>	<b>111</b>	<b>.694</b>	<b>300</b>	<b>226</b>	<b>1st, West</b>	<b>Won Calder Cup (16-8)</b>
2008-09	ATL	Don Granato	80	38	37	--	3	2	81	.506	226	222	6th, West	Did not qualify
2009-10	ATL	Don Granato, Don Lever	80	49	24	--	1	6	105	.656	264	214	1st, West	Lost Division Finals (7-7)
2010-11	ATL	Don Lever	80	39	30	--	5	6	89	.556	260	262	6th, West	Did not qualify
2011-12	VAN	Craig MacTavish	76	42	27	--	4	3	91	.599	213	193	1st, Midwest (3)	Lost Conference Quarterfinals (2-3)
2012-13	VAN	Scott Arniel	76	37	30	--	5	4	83	.546	204	207	4th, Midwest (10)	Did not qualify
2013-14	STL	John Anderson	76	45	21	--	5	5	100	.658	239	191	1st, Midwest (2)	Lost Conference Semifinals (3-6)
2014-15	STL	John Anderson	76	40	29	--	6	1	87	.572	210	198	3rd, Midwest (8)	Lost Conference Quarterfinals (2-3)
2015-16	STL	John Anderson	76	33	35	--	5	3	74	.487	194	228	6th, Central	Did not qualify
2016-17	STL	Craig Berube	76	44	19	--	8	5	101	.664	251	200	1st, Central	Lost Division Finals (4-6)
2017-18	VGK	Rocky Thompson	76	42	23	--	7	4	95	.625	244	208	1st, Central	Lost Division Semifinals (0-3)
2018-19	VGK	Rocky Thompson	76	44	22	--	6	4	98	.645	250	199	1st, Central	Lost Calder Cup Finals (12-10)
2019-20	VGK	Rocky Thompson	61	27	26	--	5	3	62	.508	155	175	4th, Central	Playoffs not held
2020-21	CAR/NSH	Ryan Warsofsky	33	21	9	--	1	2	45	.682	132	94	1st, Central	Playoffs not held
<b>2021-22</b>	<b>CAR</b>	<b>Ryan Warsofsky</b>	<b>76</b>	<b>50</b>	<b>16</b>	--	<b>5</b>	<b>5</b>	<b>110</b>	<b>.724</b>	<b>261</b>	<b>194</b>	<b>1st, Central</b>	<b>Won Calder Cup (14-4)</b>
<b>TOTALS</b>			<b>1,578</b>	<b>857</b>	<b>533</b>	<b>24</b>	<b>92</b>	<b>72</b>	<b>1,902</b>	<b>.603</b>	<b>5,029</b>	<b>4,430</b>		

NOTE: **2009-10** – Granato (1-5-0-0), Lever (48-19-1-6)



2022-23 SCHEDULE (ALL TIMES LOCAL)

Day	Date	Time	Opponent	Day	Date	Time	Opponent
Sat	10/15/22	7:00 PM	Milwaukee	Tue	1/24/23	6:30 PM	@ Tucson
Fri	10/21/22	7:00 PM	Manitoba	Wed	1/25/23	6:30 PM	@ Tucson
Sat	10/22/22	7:00 PM	@ Rockford	Sat	1/28/23	7:00 PM	Rockford
Tue	10/25/22	11:00 AM	Texas	Sun	1/29/23	3:00 PM	Grand Rapids
Fri	10/28/22	7:00 PM	@ Rockford	Fri	2/3/23	7:00 PM	@ Cleveland
Sat	10/29/22	7:00 PM	Milwaukee	Sat	2/4/23	7:00 PM	@ Cleveland
Fri	11/4/22	7:00 PM	@ Cleveland	Fri	2/10/23	7:00 PM	Iowa
Sat	11/5/22	7:00 PM	@ Cleveland	Sat	2/11/23	6:00 PM	@ Iowa
Wed	11/9/22	10:30 AM	@ Milwaukee	Wed	2/15/23	11:00 AM	Milwaukee
Sun	11/12/22	7:00 PM	Iowa	Sat	2/18/23	7:00 PM	Cleveland
Sun	11/13/22	3:00 PM	Milwaukee	Sun	2/19/23	3:00 PM	Cleveland
Fri	11/18/22	7:00 PM	@ Rockford	Tue	2/21/23	7:00 PM	@ Iowa
Sat	11/19/22	7:00 PM	Rockford	Fri	2/24/23	7:00 PM	@ Grand Rapids
Sun	11/20/22	3:00 PM	Iowa	Sat	2/25/23	7:00 PM	Tucson
Fri	11/25/22	7:00 PM	Texas	Sun	2/26/23	3:00 PM	Tucson
Sat	11/26/22	7:00 PM	Texas	Wed	3/1/23	7:00 PM	@ Grand Rapids
Sat	12/3/22	6:00 PM	@ Iowa	Fri	3/3/23	7:00 PM	@ Manitoba
Sun	12/4/22	3:00 PM	@ Iowa	Sun	3/5/23	2:00 PM	@ Manitoba
Fri	12/9/22	7:00 PM	@ Texas	Sat	3/11/23	7:00 PM	Rockford
Sat	12/10/22	7:00 PM	@ Texas	Sun	3/12/23	3:00 PM	Grand Rapids
Thu	12/15/22	11:00 AM	Texas	Fri	3/17/23	7:00 PM	@ Milwaukee
Sat	12/17/22	7:00 PM	Grand Rapids	Sat	3/18/23	7:00 PM	Manitoba
Sun	12/18/22	3:00 PM	Milwaukee	Sun	3/19/23	3:00 PM	Manitoba
Wed	12/21/22	7:00 PM	@ Milwaukee	Wed	3/22/23	7:00 PM	@ Grand Rapids
Thu	12/22/22	7:00 PM	Grand Rapids	Sat	3/25/23	7:00 PM	@ Texas
Fri	12/23/22	7:00 PM	Rockford	Sun	3/26/23	5:00 PM	@ Texas
Tue	12/27/22	7:00 PM	@ Milwaukee	Wed	3/29/23	7:00 PM	@ Grand Rapids
Fri	12/30/22	7:00 PM	Rockford	Sat	4/1/23	7:00 PM	Rockford
Sat	12/31/22	4:00 PM	@ Rockford	Sun	4/2/23	3:00 PM	Milwaukee
Tue	1/3/23	7:00 PM	Iowa	Wed	4/5/23	7:00 PM	@ Milwaukee
Fri	1/6/23	7:00 PM	Cleveland	Fri	4/7/23	7:00 PM	@ Iowa
Sat	1/7/23	7:00 PM	Cleveland	Sat	4/8/23	7:00 PM	Iowa
Sat	1/14/23	7:00 PM	@ Grand Rapids	Tue	4/11/23	7:00 PM	@ Rockford
Tue	1/17/23	7:00 PM	@ Manitoba	Fri	4/14/23	7:00 PM	@ Milwaukee
Wed	1/18/23	7:00 PM	@ Manitoba	Sat	4/15/23	7:00 PM	Grand Rapids
Sat	1/21/23	7:00 PM	@ Rockford	Sun	4/16/23	3:00 PM	Manitoba



**Jack Drury**

A second-round choice by Carolina in the 2018 NHL Draft, Jack Drury scored 20 goals and totaled 52 points in 68 games as a rookie last season, and also scored a goal in each of his two appearances with the Hurricanes. Drury, whose father Ted won a Turner Cup championship with the Wolves in the IHL, then helped Chicago to the Calder Cup with 24 points in 18 playoff games.

**IN THE SYSTEM**

- Jack Drury (C), 6-0, 180 lbs., shoots left. Born 2/3/00, Winnetka, Ill.  
Last year's teams: Chicago (AHL) 68gp, 20+32=52pts... Carolina (NHL) 2gp, 2+0=2pts.
- Noel Gunler (RW), 6-1, 175 lbs., shoots right. Born 10/7/01, Lulea, Sweden  
Last year's teams: Brynas IF Gavle (Swe.) 52gp, 13+10=23pts... Chicago (AHL) 11gp, 3+2=5pts.
- Pyotr Kochetkov (G), 6-0, 176 lbs., catches left. Born 6/25/99, Penza, Russia  
Last year's teams: Nizhny Novgorod (KHL) 23gp, 10-10-2, 2.23gaa, .926sv%, 2so... Chicago (AHL) 15gp, 13-1-1, 2.09gaa, .921sv%... Carolina (NHL) 3gp, 3-0-0, 2.42gaa, .902sv%
- Vasily Ponomarev (C), 5-11, 180 lbs., shoots left. Born 3/13/02, Zelenograd, Russia  
Last year's teams: Moscow Spartak (KHL) 14gp, 1+1=2pts... Chicago (AHL) 11gp, 3+7=10pts.
- Jamieson Rees (C), 5-11, 172 lbs., shoots left. Born 2/26/01, Hamilton, Ont.  
Last year's team: Chicago (AHL) 61gp, 7+17=24pts.



**Stefan Noesen**

Stefan Noesen had a career year in 2021-22, leading the league with 48 goals – the most by an AHL skater in 12 years – and finishing third overall with 85 points. He also led the AHL with 13 game-winning goals and paced all league forwards with a plus-35 rating, then contributed nine goals and 16 assists in 18 postseason games as the Wolves won the Calder Cup. Noesen signed a two-year extension with the Carolina Hurricanes in July.

**DID YOU KNOW?**

The Wolves have won the Central Division five times in the last six years, and have claimed 10 division titles in their 21 seasons in the AHL.



**ALL-TIME REGULAR SEASON TEAM RECORDS**

Division championships (regular season).....	10	2004-05, 2007-08, 2009-10, 2011-12, 2013-14, 2016-17, 2017-18, 2018-19, 2020-21, 2021-22
Overall regular season championships.....	1	2021-22
Highest points percentage in one season.....	.724	2021-22 (50-16-5-5)
Lowest points percentage in one season.....	.487	2015-16 (33-35-5-3)
Most wins in one season.....	53	2007-08
Most losses in one season (L+OTL).....	40	2008-09, 2015-16
Most ties in one season.....	9	2003-04
Most shootout losses in one season.....	8	2005-06
Most goals per game scored in one season.....	4.14	2006-07
Fewest goals per game scored in one season.....	2.54	2019-20
Most goals per game allowed in one season.....	3.44	2005-06
Fewest goals per game allowed in one season.....	2.51	2013-14
Most penalty minutes in one season.....	2,032	2005-06
Longest winning streak overall.....	12 games	11/26/21-12/18/21
Longest winning streak at home.....	13 games	12/6/17-2/15/18
Longest winning streak away.....	8 games	10/7/06-11/10/06
Longest points streak overall.....	14 games	10/6/07-11/17/07 (13-0-1-0) 1/24/10-2/21/10 (12-0-0-2) 12/9/17-1/10/18 (12-0-1-1)
Longest points streak at home.....	17 games	12/8/13-3/2/14 (15-0-2-0)
Longest points streak away.....	9 games	10/6/07-11/16/07 (8-0-1-0)
Longest undefeated streak overall.....	12 games	11/26/21-12/18/21 (12-0-0-0)
Longest undefeated streak at home.....	13 games	3/1/03-4/5/03 (12-0-1-0) 12/6/17-2/15/18 (13-0-0-0)
Longest undefeated streak away.....	8 games	10/7/06-11/10/06 (8-0-0-0)
Longest losing streak (L+OTL) overall.....	7 games	11/3/01-11/17/01 12/31/08-1/11/09 11/6/10-11/17/10
Longest losing streak (L+OTL) at home.....	6 games	12/30/06-1/17/07
Longest losing streak (L+OTL) away.....	8 games	12/11/15-1/12/16
Longest winless streak overall.....	7 games	11/3/01-11/17/01 (0-4-0-3) 12/31/08-1/11/09 (0-6-1-0)
Longest winless streak at home.....	7 games	12/27/06-1/17/07 (0-6-0-1)
Longest winless streak away.....	8 games	12/11/15-1/12/16 (0-8-0-0)

**HISTORY OF TEAM CAPTAINS**

2001-05	Steve Maltais
2005-06	Derek MacKenzie
2006-07	none
2007-08	Darren Haydar
2008-09	Jamie Rivers
2009-11	Jason Krog
2011-12	Nolan Baumgartner
2012-13	Darren Haydar
2013-14	Taylor Chorney
2014-15	Brent Regner
2015-16	Pat Cannone
2016-17	Chris Butler
2017-18	Paul Thompson
2018-21	none
2021-22	Andrew Poturalski

**RETIRED NUMBERS**

#1	Wendell Young
#11	Steve Maltais



**Max Lajoie**

In his fifth pro season, Max Lajoie set career highs with 29 assists, 33 points and 60 games played for Chicago in 2021-22. The defenseman also skated in five NHL games with Carolina, and added four goals and four assists in 18 postseason contests, scoring the winning goal in the Wolves' 4-0 victory over Springfield to clinch the Calder Cup on June 25.



**Jamieson Rees**

After making a splash as a rookie during the abbreviated 2020-21 season, Jamieson Rees recorded seven goals and 17 assists in 61 regular-season contests during his first full season as a professional in 2021-22. Carolina's second-round draft pick from 2019 helped the Wolves to the Calder Cup title with six points in 17 playoff contests, including scoring the overtime winner in Game 1 of the Western Conference Finals.

**ALL-TIME REGULAR SEASON INDIVIDUAL PLAYER RECORDS**

**PLAYERS**

Most points in one season .....	122 .....	Darren Haydar, 2006-07
Most goals in one season .....	55 .....	Brett Sterling, 2006-07
Most assists in one season .....	81 .....	Darren Haydar, 2006-07
Most penalty minutes in one season .....	267 .....	Kip Brennan, 2004-05
Most power-play goals in one season .....	21 .....	Brett Sterling, 2006-07
Most shorthanded goals in one season .....	7 .....	Ben Simon, 2002-03
Most game-winning goals in one season ..	13 .....	Stefan Noesen, 2021-22
Most points in one game .....	7 .....	Jason Krog, 11/4/06 at PEO (3-4)
Most goals in one game .....	4 .....	Nigel Dawes, 1/5/11 vs. TOR Kenny Agostino, 12/31/16 at IA Daniel Carr, 11/7/18 at MIL
Most assists in one game .....	5 .....	Brooks Macek, 11/7/18 at MIL

**GOALTENDERS**

Most appearances in one season .....	57 .....	Kari Lehtonen, 2004-05
Most minutes played in one season .....	3,378 .....	Kari Lehtonen, 2004-05
Most wins in one season .....	38 .....	Kari Lehtonen, 2004-05
Most losses in one season .....	25 .....	Norm Maracle, 2001-02 Matt Climie, 2012-13
Most ties/OT/shootout losses in one season ..	6 .....	Norm Maracle, 2002-03
Most shutouts in one season .....	7 .....	Jake Allen, 2013-14
Lowest GAA in one season (min. 25 gms.) .....	2.03 .....	Jake Allen, 2013-14
Highest save percentage in one season (min. 25 gms.) .....	.929 .....	Kari Lehtonen, 2004-05



**Pyotr Kochetkov**

Highly touted prospect Pyotr Kochetkov did not make his North American debut until February but was one of the AHL's top goaltenders down the stretch, going 13-1-1 (2.09, .921) in 15 starts with the Wolves while also going 3-0-0 in three regular-season appearances with Carolina. The Hurricanes' second-round pick in the 2019 NHL Draft continued to shine in the postseason, putting up a .950 save percentage and two shutouts in six starts to help Chicago capture the Calder Cup.

**ALL-TIME REGULAR SEASON POINTS LEADERS**

	NAME	GP	G	A	PTS	Seasons
1	Darren Haydar	342	128	240	368	06-08, 10-13
2	Brett Sterling	408	193	169	362	06-10, 12-13, 16-18
3	Jason Krog	282	98	244	342	06-08, 09-11
4	Steve Maltais	302	110	163	273	2001-05
5	Derek MacKenzie	377	83	101	184	2001-07
6	Kevin Doell	375	69	106	175	03-08, 09-10, 11-12
7	J.P. Vigier	201	83	84	167	01-03, 04-05
8	Spencer Machacek	223	64	86	150	2008-11
9	Rob Brown	139	44	102	146	2001-03
	Cory Larose	143	48	98	146	04-05, 06-07

**ALL-TIME REGULAR SEASON GOALTENDING LEADERS (WINS)**

	Name	GP	W	L	OT/SOL	GAA	SV%	SO	Seasons
1	Matt Climie	145	70	60	8	2.52	.914	9	2011-15
2	Kari Lehtonen	102	61	33	6	2.33	.927	8	03-05, 07-08, 09-10
3	Jordan Binnington	119	59	40	17	2.62	.911	6	2013-17
4	Oscar Dansk	95	58	24	12	2.50	.912	6	2017-20
5	Michael Garnett	116	56	40	7	3.05	.898	4	2002-07



**Allstate Arena**

Allstate Arena was built in 1979 and is one of the centerpieces of Rosemont, which is located northwest of downtown Chicago. The arena hosts more than 150 events annually, welcoming an average of 1.5 million people through the turnstiles each year to witness concerts, sporting events and other entertaining shows. With a seating capacity of 16,692 for Chicago Wolves hockey, the Allstate Arena is one of the largest indoor entertainment facilities in the Chicago area.



**PLAYOFF FACTS**

Number participated in: .....14  
 Number of individual series won:.....26  
 Number of individual series lost:.....11  
 Total number of playoff games played: .....187  
 Games won:.....107  
 Games lost:.....80  
 Number of overtime games: .....37  
 Overtime games won:.....16  
 Overtime games lost:.....21  
 Number of games opponents shut out:.....18  
 Number of games shut out by opponents:.....11  
 Calder Cup Championships:.....3 (2002, 2008, 2022)  
 Losing Finalist:.....2 (2005, 2019)

**ALL-TIME PLAYOFF POINTS LEADERS**

	Player	GP	G	A	PTS	Seasons
1	Jason Krog	53	22	46	68	06-08, 09-10
2	Darren Haydar	44	26	33	59	06-08, 11-12
3	Steve Maltais	62	25	26	51	2001-05
4	Rob Brown	34	8	32	40	2001-03
5	Brett Sterling	46	16	17	33	06-10, 16-18
6	J.P. Vigier	48	15	17	32	01-03, 04-05
7	Josh Leivo	18	15	14	29	2021-22
8	Nathan Oystriick	53	5	22	27	2007-10
9	Stefan Noesen	18	9	16	25	2021-22
	Joel Kwiatkowski	24	10	15	25	2007-08
	Andreas Karlsson	32	8	17	25	2001-03
	Derek MacKenzie	62	16	9	25	2001-05

**ALL-TIME PLAYOFF INDIVIDUAL PLAYER RECORDS**

**PLAYERS**

Most points in one playoff ..... 38 ..... Jason Krog, 2008  
 Most points in one playoff game..... 4 ..... several times; last:  
 Andrew Poturalski, 6/20/22 vs. SPR (1-3)  
 Stefan Noesen, 6/20/22 vs. SPR (0-4)  
 Most goals in one playoff ..... 15 ..... Josh Leivo, 2022  
 Most goals in one playoff game..... 3 ..... several times; last:  
 Josh Leivo, 5/27/22 at MIL  
 Most assists in one playoff ..... 26 ..... Rob Brown, 2002  
 Jason Krog, 2008  
 Most assists in one playoff game ..... 4 ..... Darren Haydar, 5/4/07 vs. IA  
 Stefan Noesen, 6/20/22 vs. SPR  
 Most playoff games played, all-time .... 62 ..... Steve Maltais  
 Derek MacKenzie

**GOALTENDERS**

Most playoff appearances all-time .....26 ..... Kari Lehtonen  
 Most wins in one playoff.....16 ..... Ondrej Pavelec, 2008  
 Most losses in one playoff .....9 ..... Oscar Dansk, 2019  
 Most shutouts in one playoff.....2 ..... Pasi Nurminen, 2002  
 Kari Lehtonen, 2005  
 Ondrej Pavelec, 2008  
 Peter Mannino, 2010  
 Pyotr Kochetkov, 2022  
 Alex Lyon, 2022  
 Lowest GAA in one playoff (min. 5 gms.)....1.62 ..... Fred Brathwaite, 2007  
 Highest save percentage in one playoff  
 (min. 5 gms.) .....950 ..... Pyotr Kochetkov, 2022

**ALL-TIME PLAYOFF RESULTS**

Year	Round	Opponent	Result	GF	GA	Year	Round	Opponent	Result	GF	GA
2022	F	Springfield	W, 4-1	22	9	2008	F	W-B/Scranton	W, 4-2	23	17
	CF	Stockton	W, 4-2	19	13		CF	Toronto	W, 4-1	18	10
	DF	Milwaukee	W, 3-1	21	9		DF	Rockford	W, 4-3	23	19
	DSF	Rockford	W, 3-0	14	4		DSF	Milwaukee	W, 4-2	16	11
2019	F	Charlotte	L, 1-4	14	22	2007	CF	Hamilton	L, 1-4	10	14
	CF	San Diego	W, 4-2	17	14		DF	Iowa	W, 4-2	28	15
	DF	Iowa	W, 4-2	18	14		DSF	Milwaukee	W, 4-0	13	7
	DSF	Grand Rapids	W, 3-2	15	17	2006	DNQ				
2018	DSF	Rockford	L, 0-3	6	11	2005	F	Philadelphia	L, 0-4	4	10
2017	DF	Grand Rapids	L, 1-4	15	22		CF	Manitoba	W, 4-0	15	6
	DSF	Charlotte	W, 3-2	14	13		DF	Cincinnati	W, 4-1	18	9
2016	DNQ						DSF	Houston	W, 4-1	13	7
2015	CQF	Utica	L, 2-3	11	13	2004	DF	Milwaukee	L, 2-4	14	18
2014	CSF	Toronto	L, 0-4	7	17		DSF	Grand Rapids	W, 4-0	17	6
	CQF	Rochester	W, 3-2	16	15	2003	CSF	Grand Rapids	L, 0-4	5	11
2013	DNQ						CQF	Hershey	W, 3-2	16	12
2012	CQF	San Antonio	L, 2-3	15	15	2002	F	Bridgeport	W, 4-1	18	11
2011	DNQ						CF	Houston	W, 4-1	21	11
2010	DF	Texas	L, 3-4	24	24		CSF	Syracuse	W, 4-3	18	17
	DSF	Milwaukee	W, 4-3	20	22		CQF	Grand Rapids	W, 3-2	12	11
2009	DNQ						Q	Cincinnati	W, 2-1	8	7






# CLEVELAND MONSTERS



**Mike Ostrowski**  
President of Franchise Operations



**Chris Clark**  
General Manager



**Trent Vogelhuber**  
Head Coach



**Columbus Blue Jackets**  
NHL Affiliate

**PERSONNEL**

Chairman .....Dan Gilbert  
 Chief Executive Officer, Rock Entertainment Group.....Nic Barlage  
 President of Franchise Operations.....Mike Ostrowski  
 Director of Player Personnel, Columbus Blue Jackets/  
 General Manager, Cleveland Monsters.....Chris Clark  
 Head Coach .....Trent Vogelhuber  
 Associate Coach .....Mike Haviland  
 Assistant Coach .....Mark Letestu  
 European Player Development Coach .....Jarkko Ruutu  
 Goaltending Development Coach.....Brad Thiessen  
 Player Development Coach .....Derek Dorsett  
 Video Coach .....John Hamre  
 Strength & Conditioning Coach.....Ben Eaves  
 Equipment Manager.....Dustin Halstead  
 Assistant Equipment Manager.....Jeremy Lasko  
 Head Athletic Trainer .....Tom Bourdon  
 Assistant Athletic Trainer.....Seth Campbell  
 Senior Vice President, Operations/Team Services.....Jock Callander  
 Vice President, Marketing & Communications.....Ben Adams  
 Director, Broadcast Services/Play-by-Play Announcer .....Tony Brown  
 Manager, Communications & Web Services .....Nicole Del Villano  
 Vice President, Broadcasting .....Dave Dombrowski  
 Vice President, Ticket Sales & Service.....Matt Kalister  
 Director, Franchise Partnership Marketing.....Mark Mazzagatti  
 Director, Video Presentation.....Chris Thomas  
 Director, Engineering .....Joe Frietchen  
 Director, Broadcast Services .....Ryan Banks  
 Senior Director, Service & Retention/Franchise Foundation .....Ryan Caler  
 Senior Director, Group & Membership Development.....Jessica Fisher  
 Senior Manager, Franchise Partnership Development .....Chris Patterson  
 Manager, Marketing & Promotions.....Sam Armstrong  
 Manager, Franchise Partnership Development.....Travis Fisher  
 Manager, Franchise Partnership Development.....Mark Granville  
 Manager, Franchise Partnership Marketing.....Reggie Flowers  
 Manager, Franchise Partnership Marketing.....Griffin Foster  
 Manager, Engineering.....Carlie Kapres  
 Senior Coordinator, Community Relations.....Stacy Knox  
 Senior Coordinator, Marketing & Fan Activation.....Raven Payne  
 Senior Coordinator, Marketing & Fan Activation.....Sean Beckwith

Senior Specialist, Group Events ..... Kate Lentz  
 Senior Specialist, Group Events ..... Colin Emert  
 Coordinator, Digital Content ..... Kailey Lane  
 Specialist, Youth Hockey & Group Events ..... Liz Goldsmith  
 Specialist, Business Development ..... Daniel Hayes  
 Specialist, Business Development ..... Wyatt Eisen  
 Specialist, Member Service & Client Events ..... Rachel Pietro  
 Specialist, Membership Development..... Sydney Young  
 Specialist, Membership Development..... August Palchanis  
 Acct. Executive, Organizational Business Development .....Brittany Andrews  
 Acct. Executive, Organizational Business Development ..... Ronald Askew  
 Acct. Executive, Organizational Business Development ..... Brenna Donoghue  
 Acct. Executive, Organizational Business Development ..... Kyle Heim  
 Acct. Executive, Organizational Business Development .....Stephan MacMeans  
 Acct. Executive, Organizational Business Development .....Kristin Mihalic  
 Acct. Executive, Organizational Business Development ..... Ben Stankewicz  
 Graphic Designer ..... James Adams  
 Senior Producer, Game Presentation..... Mark Zaremba  
 Producer, Game Presentation..... Nicholas Langer

**TEAM INFORMATION**

Club Colors .....Black, Wine, Gold  
 Home Arena .....Rocket Mortgage FieldHouse  
 Seating Capacity ..... 18,277 (9,447 lower bowl)  
 Attendance Records.....Game: 19,665 vs. Hershey, 6/11/16 (playoffs)  
 18,626 vs. Texas, 1/22/10 (reg. season)  
 Season: 349,503 – 2017-18  
 Average: 9,197 – 2017-18  
 Press Box Location ..... Section C108  
 Flagship Radio Station .....FOX Sports 1350 AM “The Gambler”  
 Flagship TV Station..... Bally Sports Great Lakes  
 Time Zone ..... Eastern

**Cleveland Monsters**  
 Rocket Mortgage FieldHouse  
 One Center Ice  
 Cleveland, OH 44115  
 Phone: (216) 420-0000

**MEDIA DIRECTORY**

**NEWSPAPER/WEB/WIRE**

Cleveland Plain Dealer • Phone (216) 999-4370 • Contact: Tim Warsinsky • www.cleveland.com/plaindealer • @theplaindealer  
 The News-Herald • Phone (440) 951-0000 • Contact: Mark Podolski, Jeff Schudel • www.news-herald.com • @pcnewsherald  
 Associated Press • Phone (216) 771-2172 • Contact: Tom Withers (@twithersap) • www.ap.org • @AP

**TELEVISION**

WKYC-TV 3 (NBC) • Phone (216) 344-3300 • Contact: Jeff Yakawiak, Jim Donovan • www.wkyc.com • @wkyc  
 WEWS-TV 5 (ABC) • Phone (216) 431-3486 • Contact: Jon Doss • www.newsnet5.com • @wews  
 WJW-TV 8 (Fox) • Phone (216) 432-4240 • Contact: P.J. Ziegler • www.fox8.com • @fox8news  
 WOIO-TV 19 (CBS) • Phone (216) 367-7300 • Contact: Mark Schwab, Baillie Burmaster • www.cleveland19.com • @woiosports  
 Bally Sports Great Lakes • Phone (216) 736-4450 • www.ballysports.com/ohio-greatlakes • @BallySportsCLE

**RADIO**

FOX Sports 1350 AM Cleveland “The Gambler” • Phone (216) 520-2600 • 1350thegambler.iheart.com • @1350thegambler





# CLEVELAND MONSTERS

## SEASON RESULTS

Season	Aff	Head Coach	GP	W	L	T	OTL	SOL	PTS	PCT	GF	GA	Finish	Playoff Result (W-L Record)
2007-08	COL	Joe Sacco	80	26	41	--	6	7	65	.406	209	276	6th, North	Did not qualify
2008-09	COL	Joe Sacco	80	34	38	--	3	5	76	.475	199	218	6th, North	Did not qualify
2009-10	COL	David Quinn	80	34	37	--	1	8	77	.481	234	257	6th, North	Did not qualify
2010-11	COL	David Quinn	80	44	28	--	3	5	96	.600	223	206	2nd, North	Lost Division Semifinals (3-4)
2011-12	COL	David Quinn	76	37	29	--	3	7	84	.553	189	210	3rd, North (10)	Did not qualify
2012-13	COL	Dean Chynoweth	76	35	31	--	3	7	80	.526	211	220	3rd, North (11)	Did not qualify
2013-14	COL	Dean Chynoweth	76	32	33	--	1	10	75	.493	197	232	4th, North (12)	Did not qualify
2014-15	COL	Dean Chynoweth	76	35	29	--	8	4	82	.539	211	240	4th, Midwest (9)	Did not qualify
2015-16	CBJ	Jared Bednar	76	43	22	--	6	5	97	.638	211	188	2nd, Central	Won Calder Cup (15-2)
2016-17	CBJ	John Madden	76	39	29	--	4	4	86	.566	195	198	5th, Central	Did not qualify
2017-18	CBJ	John Madden	76	25	41	--	7	3	60	.395	190	258	7th, Central	Did not qualify
2018-19	CBJ	John Madden	76	37	29	--	8	2	84	.553	232	234	4th, Central	Lost Division Finals (3-5)
2019-20	CBJ	Mike Eaves	62	24	31	--	5	2	55	.444	159	192	8th, North	Playoffs not held
2020-21	CBJ	Mike Eaves	29	16	10	--	1	2	35	.603	101	86	2nd, Central	Playoffs not held
2021-22	CBJ	Mike Eaves	76	28	35	--	8	5	69	.454	207	262	7th, North	Did not qualify
TOTALS			1,095	489	463	--	67	76	1,121	.512	2,968	3,277		

Known as Lake Erie Monsters, 2007-16

## IN THE SYSTEM

- Tyler Angle (C), 5-10, 172 lbs., shoots left. Born 9/30/00, Niagara Falls, Ont.  
Last year's team: Cleveland (AHL) 71gp, 11+26=37pts.
- Tim Berni (D), 6-0, 181 lbs., shoots left. Born 2/11/00, Mannedorf, Switzerland  
Last year's team: Cleveland (AHL) 72gp, 3+12=15pts
- Jake Christiansen (D), 6-1, 194 lbs., shoots left. Born 9/12/99, West Vancouver, B.C.  
Last year's teams: Cleveland (AHL) 62gp, 13+32=45pts... Columbus (NHL) 8gp, 1+0=1pt.
- Jet Greaves (G), 6-0, 170 lbs., catches left. Born 3/30/01, Cambridge, Ont.  
Last year's teams: Cleveland (AHL) 29gp, 12-12-3, 2.84gaa, .905sv%, 1so... Kalamazoo (ECHL) 15gp, 10-5-0, 3.05gaa, .907sv%, 0so
- Carson Meyer (RW), 5-11, 181 lbs., shoots right. Born 8/18/97, Powell, Ohio  
Last year's teams: Cleveland (AHL) 57gp, 16+11=27pts... Columbus (NHL) 13gp, 1+2=3pts.



**Jake Christiansen**

Defenseman Jake Christiansen enters his third season with the Blue Jackets organization following a memorable sophomore campaign. In addition to making his NHL debut in 2021-22, Christiansen scored his first NHL goal and was named to the AHL's Second All-Star team after leading the Monsters in points (45) and assists (32).

## 2022-23 SCHEDULE (ALL TIMES LOCAL)

Day	Date	Time	Opponent	Day	Date	Time	Opponent
Fri	10/14/22	7:00 PM	Syracuse	Sat	1/21/23	4:00 PM	@ Charlotte
Sat	10/15/22	7:00 PM	Syracuse	Sun	1/22/23	1:00 PM	@ Charlotte
Fri	10/21/22	7:00 PM	@ Utica	Fri	1/27/23	7:00 PM	Laval
Sat	10/22/22	7:05 PM	@ Lehigh Valley	Sat	1/28/23	7:00 PM	Laval
Sun	10/23/22	3:05 PM	@ Lehigh Valley	Fri	2/3/23	7:00 PM	Chicago
Wed	10/26/22	7:05 PM	@ W-B/Scranton	Sat	2/4/23	7:00 PM	Chicago
Fri	10/28/22	7:00 PM	@ Utica	Fri	2/10/23	7:00 PM	Belleville
Sat	10/29/22	7:00 PM	@ Syracuse	Sat	2/11/23	1:00 PM	Belleville
Fri	11/4/22	7:00 PM	Chicago	Tue	2/14/23	7:00 PM	Rochester
Sat	11/5/22	7:00 PM	Chicago	Fri	2/17/23	7:00 PM	@ Grand Rapids
Wed	11/9/22	7:00 PM	Grand Rapids	Sat	2/18/23	7:00 PM	@ Chicago
Fri	11/11/22	7:05 PM	@ Rochester	Sun	2/19/23	3:00 PM	@ Chicago
Wed	11/16/22	7:05 PM	@ Belleville	Wed	2/22/23	7:00 PM	Utica
Fri	11/18/22	7:00 PM	@ Laval	Fri	2/24/23	7:00 PM	Utica
Sat	11/19/22	3:00 PM	@ Laval	Sat	2/25/23	7:00 PM	@ Grand Rapids
Fri	11/25/22	7:00 PM	Toronto	Wed	3/1/23	7:00 PM	@ Syracuse
Sat	11/26/22	4:00 PM	@ Toronto	Sat	3/4/23	1:00 PM	W-B/Scranton
Thu	12/1/22	7:00 PM	Rochester	Sun	3/5/23	3:00 PM	W-B/Scranton
Sat	12/3/22	7:00 PM	Rochester	Tue	3/7/23	7:00 PM	Grand Rapids
Fri	12/9/22	7:05 PM	@ W-B/Scranton	Sat	3/11/23	7:00 PM	@ Grand Rapids
Sat	12/10/22	7:00 PM	@ Hershey	Thu	3/16/23	7:00 PM	Grand Rapids
Sun	12/11/22	5:00 PM	@ Hershey	Sat	3/18/23	7:00 PM	Belleville
Sat	12/17/22	12:00 PM	Laval	Sun	3/19/23	3:00 PM	Belleville
Sun	12/18/22	6:00 PM	Laval	Fri	3/24/23	7:00 PM	Toronto
Tue	12/20/22	7:00 PM	Utica	Sat	3/25/23	4:00 PM	@ Toronto
Thu	12/22/22	7:00 PM	Utica	Sun	3/26/23	3:05 PM	@ Rochester
Fri	12/23/22	7:00 PM	@ Grand Rapids	Wed	3/29/23	7:05 PM	@ Rochester
Thu	12/29/22	7:00 PM	Charlotte	Sat	4/1/23	6:00 PM	Hershey
Sat	12/31/22	12:31 PM	Charlotte	Sun	4/2/23	12:00 PM	Hershey
Fri	1/6/23	7:00 PM	@ Chicago	Wed	4/5/23	7:05 PM	@ Belleville
Sat	1/7/23	7:00 PM	@ Chicago	Fri	4/7/23	7:00 PM	@ Laval
Wed	1/11/23	7:00 PM	@ Utica	Sat	4/8/23	7:05 PM	@ Belleville
Fri	1/13/23	7:05 PM	@ Belleville	Mon	4/10/23	7:00 PM	Grand Rapids
Sat	1/14/23	4:00 PM	@ Laval	Fri	4/14/23	7:00 PM	@ Utica
Tue	1/17/23	7:00 PM	Lehigh Valley	Sat	4/15/23	5:05 PM	@ Rochester
Wed	1/18/23	7:00 PM	Lehigh Valley	Sun	4/16/23	3:00 PM	Rochester

## DID YOU KNOW?

More than 250,000 fans traveled to Rocket Mortgage FieldHouse during the 2021-22 regular season, placing Cleveland second in the AHL in attendance. This marked the franchise's eighth straight season among the AHL's top three teams in attendance.



**ALL-TIME REGULAR SEASON TEAM RECORDS**

Division championships (regular season).....	0
Overall regular season championships.....	0
Highest points percentage in one season.....	.638 .....2015-16 (43-22-6-5)
Lowest points percentage in one season.....	.395 .....2017-18 (25-41-7-3)
Most wins in one season .....	44 .....2010-11
Most losses in one season (L+OTL).....	48 .....2017-18
Most shootout losses in one season .....	10 .....2013-14
Most goals per game scored in one season.....	3.48 .....2020-21
Fewest goals per game scored in one season .....	2.49 .....2011-12
Most goals per game allowed in one season ..	3.45 .....2007-08
Fewest goals per game allowed in one season	2.47.....2015-16
Most penalty minutes in one season .....	1,622.....2013-14
Longest winning streak overall .....	8 games.....3/11/11-3/26/11
Longest winning streak at home.....	7 games.....2/6/11-3/4/11 1/28/12-3/4/12
Longest winning streak away.....	8 games.....3/11/11-4/2/11
Longest points streak overall .....	9 games.....3/15/19-4/5/19 (7-0-1-1)
Longest points streak at home .....	9 games.....2/9/16-3/3/16 (7-0-0-2)
Longest points streak away.....	8 games.....3/11/11-4/2/11 (8-0-0-0) 3/11/16-end of season (7-0-1-0)
Longest losing streak (L+OTL) overall .....	9 games.....1/24/22-2/11/22
Longest losing streak (L+OTL) at home.....	7 games.....10/6/07-11/11/07 1/28/22-2/23/22
Longest losing streak (L+OTL) away.....	7 games.....12/8/10-1/7/11
Longest winless streak overall .....	8 games.....2/1/13-2/17/13 (0-4-0-4) 1/10/14-1/26/14 (0-7-0-1)
Longest winless streak at home .....	7 games.....10/6/07-11/11/07 (0-6-0-1)
Longest winless streak away.....	8 games.....10/23/09-12/18/09 (0-5-0-3) 12/7/10-1/7/11 (0-6-1-1)

**ALL-TIME REGULAR SEASON INDIVIDUAL PLAYER RECORDS**

**PLAYERS**

Most points in one season .....	70 .....	T.J. Hensick, 2009-10 Ben Walter, 2010-11
Most goals in one season .....	33 .....	Zac Dalpe, 2018-19
Most assists in one season .....	50 .....	T.J. Hensick, 2009-10
Most penalty minutes in one season .....	215.....	Daniel Maggio, 2014-15
Most power-play goals in one season.....	13.....	Stefan Elliott, 2014-15
Most shorthanded goals in one season.....	6 .....	Mike Carman, 2010-11
Most game-winning goals in one season ..	7.....	Michael Chaput, 2015-16 Mark Letestu, 2018-19
Most points in one game .....	5 .....	Brad Richardson, 4/13/08 at ROC (3-2) Eric Healey, 4/13/08 at ROC (1-4) Patrick Rissmiller, 12/3/10 vs. CHI (4-1)
Most goals in one game .....	4 .....	Patrick Rissmiller, 12/3/10 vs. CHI
Most assists in one game .....	4 .....	Chris Stewart, 3/12/08 at QC Eric Healey, 4/13/08 at ROC Brett Skinner, 12/13/09 vs. CHI David van der Gulik, 3/18/11 at GR Evan Brophey, 12/28/11 vs. GR Gavin Bayreuther, 3/28/21 vs. TEX

**GOALTENDERS**

Most appearances in one season .....	51.....	Anton Forsberg, 2016-17
Most minutes played in one season .....	2,977 .....	Anton Forsberg, 2016-17
Most wins in one season .....	27 .....	Anton Forsberg, 2016-17
Most losses in one season .....	21 .....	Jason Bacashihua, 2008-09 Matiss Kivlenieks, 2017-18
Most OT/shootout losses in one season .....	7 .....	Calvin Pickard, 2013-14
Most shutouts in one season .....	8.....	Tyler Weiman, 2008-09
Lowest GAA in one season (min. 25 gms.).....	2.11 .....	Cedrick Desjardins, 2011-12
Highest save percentage in one season (min. 25 gms.) .....	.932 .....	Cedrick Desjardins, 2011-12

**ALL-TIME REGULAR SEASON POINTS LEADERS**

Name	GP	G	A	PTS	Seasons
1 Andrew Agozzino	225	67	98	165	2012-15
2 Alex Broadhurst	229	48	84	132	2015-19
3 T.J. Hensick	120	39	92	131	2007-10
4 Mark Olver	180	48	74	122	2009-14
5 David van der Gulik	181	58	63	121	2010-14
Justin Scott	336	56	65	121	2016-22
7 Zac Dalpe	133	62	48	110	2016-21
8 Ryan Stoa	177	55	54	109	2009-12
9 Sonny Milano	153	45	62	107	2015-19
10 Stefan Elliott	199	43	52	95	2010-15

**ALL-TIME REGULAR SEASON GOALTENDING LEADERS (WINS)**

Name	GP	W	L	OT/SOL	GAA	SV%	SO	Seasons
1 Calvin Pickard	142	60	54	21	2.63	.913	10	2011-15
2 Tyler Weiman	118	51	57	6	2.69	.911	13	2007-10
3 Anton Forsberg	92	50	27	9	2.33	.921	6	2015-17
4 Jason Bacashihua	100	41	48	8	2.67	.910	7	07-09, 10-11
5 Brad Thiessen	89	40	29	15	2.43	.912	8	2015-21



**Carson Meyer**

Powell, Ohio, native and former Ohio State Buckeye Carson Meyer continued his hometown career in Cleveland, leading the Monsters with 16 goals during the 2021-22 season. Meyer also made his NHL debut and finished the year with Columbus, playing in 13 games and notching his first NHL goal.

**HISTORY OF TEAM CAPTAINS**

2007-08	Mark Rycroft, Wyatt Smith
2008-09	Brian Willsie, Nathan Smith, Chris Durno
2009-10	Brian Willsie
2010-11	David Liffiton, Ben Walter
2011-12	David Liffiton, Greg Mauldin
2012-13	Bryan Lerg, Brian Sutherby
2013-14	Bryan Lerg
2014-15	Bruno Gervais
2015-17	Ryan Craig
2017-18	none
2018-19	Nathan Gerbe
2019-20	Zac Dalpe, Nathan Gerbe
2020-21	Zac Dalpe
2021-22	Dillon Simpson



**PLAYOFF FACTS**

Number participated in .....	3
Number of individual series won .....	5
Number of individual series lost .....	2
Total number of playoff games played .....	32
Games won .....	21
Games lost .....	11
Number of overtime games .....	7
Overtime games won .....	5
Overtime games lost .....	2
Number of games opponents shut out .....	3
Number of games shut out by opponents .....	2
Calder Cup Championships .....	1 (2016)
Losing Finalist .....	0

**ALL-TIME PLAYOFF INDIVIDUAL PLAYER RECORDS**

**PLAYERS**

Most points in one playoff .....	16	Oliver Bjorkstrand, 2016
Most points in one playoff game .....	4	Josh Anderson, 4/21/16 at RFD (3-1)
Most goals in one playoff .....	10	Oliver Bjorkstrand, 2016
Most goals in one playoff game .....	3	Josh Anderson, 4/21/16 at RFD
Most assists in one playoff .....	10	Ryan Craig, 2016
Most assists in one playoff game .....	2	several players tied
Most games played all-time .....	25	Sonny Milano Alex Broadhurst

**GOALTENDERS**

Most playoff appearances all-time .....	10	Anton Forsberg
Most wins in one playoff .....	9	Anton Forsberg, 2016
Most losses in one playoff .....	5	Brad Thiessen, 2019
Most shutouts in one playoff .....	2	Anton Forsberg, 2016
Lowest GAA in one playoff (min. 5 games) .....	1.34	Anton Forsberg, 2016
Highest save percentage in one playoff (min. 5 games) .....	.949	Anton Forsberg, 2016

**ALL-TIME PLAYOFF POINTS LEADERS**

	Player	GP	G	A	PTS	Seasons
1	Sonny Milano	25	6	12	18	2015-19
2	Oliver Bjorkstrand	17	10	6	16	2015-16
3	Lukas Sedlak	17	9	7	16	2015-16
4	Zach Werenski	17	5	9	14	2015-16
	Alex Broadhurst	25	4	10	14	2015-19
6	Ryan Craig	17	3	10	13	2015-16
7	Josh Anderson	15	7	5	12	2015-16
	Daniel Zaar	17	7	5	12	2015-16
9	Markus Hannikainen	16	3	7	10	2015-16
10	Steve Eminger	13	1	7	8	2015-16
	Michael Chaput	17	2	6	8	2015-16

**ALL-TIME PLAYOFF RESULTS**

Year	Round	Opponent	Result	GF	GA
2022	DNQ				
2019	DF	Toronto	L, 0-4	7	17
	DSF	Syracuse	W, 3-1	14	6
2018	DNQ				
2017	DNQ				
2016	F	Hershey	W, 4-0	13	6
	CF	Ontario	W, 4-0	13	6
	DF	Grand Rapids	W, 4-2	18	20
	DSF	Rockford	W, 3-0	15	6
2015	DNQ				
2014	DNQ				
2013	DNQ				
2012	DNQ				
2011	DSF	Manitoba	L, 3-4	18	20
2010	DNQ				
2009	DNQ				
2008	DNQ				



**Dillon Simpson**

Veteran Dillon Simpson enters his fifth year with the Monsters after serving as Cleveland's captain in 2021-22. Spending time playing at both forward and defense last season, Simpson excelled in a natural leadership role for the young Cleveland team on and off the ice.



**Rocket Mortgage FieldHouse**

Rocket Mortgage FieldHouse, located in downtown Cleveland, is the premier sports and entertainment facility in Northeast Ohio and is home to the NBA's Cleveland Cavaliers, the AHL's Cleveland Monsters and the best entertainment in the region. Rocket Mortgage FieldHouse welcomes close to 2 million guests to 200+ events each year, including world-class concerts and family shows.





# COACHELLA VALLEY FIREBIRDS



**Troy Bodie**  
Director, Hockey Operations



**Steve Fraser**  
President



**Dan Bylsma**  
Head Coach



**Seattle Kraken**  
NHL Affiliate

**PERSONNEL**

Assistant General Manager, Seattle Kraken..... Ricky Olczyk  
 Director, Hockey Operations .....Troy Bodie  
 President.....Steve Fraser  
 Head Coach ..... Dan Bylsma  
 Assistant Coach .....Jessica Campbell  
 Assistant Coach .....Stu Bickel  
 Goaltending Coach ..... Colin Zulianello  
 Head Athletic Trainer..... Brett Bernstein  
 Assistant Athletic Trainer..... Justin Broy  
 Strength and Conditioning Coach .....Mike Donaghue  
 Head Equipment Manager.....Brian Garcia  
 Assistant Equipment Manager..... Shawn Thorns  
 Video Analyst ..... Erik Elenz  
 Vice President, Marketing and Communications..... Gina Rotolo  
 Director, Broadcast & Communications ..... Evan Pivnick  
 Manager, Integrated Marketing ..... Jason Gurzi  
 Coordinator, Marketing & Communications.....Rebecca Glenn  
 Senior Manager, Community Relations ..... Kristen Berlo  
 Manager, Community Relations ..... Zoe Hickel  
 Manager, Community Engagement.....Arturo Aviles  
 Senior Director, Corporate Partnerships..... Rich Franklin  
 Director, Sponsorship Fulfillment & Activation.....Toni Campbell  
 Manager, Sponsorship Fulfillment & Activation.....Samantha Wright  
 Director, Game Presentation ..... Kristin Thompson  
 Director, Premium Ticket Sales & Service.....Frank Torres  
 Director, Ticket Operations.....Brienne Cole  
 Senior Manager, Premium Service & Retention .....Melissa Hady  
 Account Manager, Premium Membership Services...Samantha Montano  
 Senior Manager, Sales & Service.....John Payne  
 Senior Account Executive, Premium Ticket Sales ..... Mason Wilks  
 Account Executive, Ticket Sales ..... Zack Vacca  
 Account Executive, Ticket Sales ..... Matthew Abrams  
 Account Executive, Ticket Sales ..... Taylor Hooper  
 Account Executive, Ticket Sales ..... Ben Goulding  
 Account Executive, Membership Services.....Chase Schulenburg  
 Account Executive, Membership Services.....Cali Jankowski

**TEAM INFORMATION**

Club Colors ..... Deep Sea Blue, Red Alert, Dragon Breath Orange,  
 Ice Blue, Boundless Blue  
 Home Arena ..... Acrisure Arena  
 Seating Capacity .....10,400  
 Press Box Location .....Section 117  
 Flagship Radio Station .....106.9 FM The Eagle  
 Time Zone .....Pacific (EST -3)

**Coachella Valley Firebirds**  
 75702 Varner Road  
 Thousand Palms, CA 92276  
 Phone: (760) 835-8778



**Acrisure Arena**  
 Privately funded through partners Oak View Group, the Seattle Kraken, and Live Nation, Acrisure Arena will provide the greater Palm Springs area of Southern California with a premier 11,000-plus seat venue to host the biggest artists and acts on the planet. Designed specifically for hockey and concerts, the new arena will provide top-tier hospitality, artist amenities, and all of the benefits of a modern music and sports venue.

**MEDIA DIRECTORY**

**NEWSPAPER/WEB/WIRE**

The Desert Sun • Phone (760) 778-4629 • Contact: Matt Solinsky • www.desertsun.com • @MyDesert  
 Associated Press • Phone (213) 626-1200 • www.ap.org • @AP

**TELEVISION**

KESQ • Phone (760) 415-4933 • Contact: Rebecca Johnson • www.kesq.com • @kesq  
 NBC Palm Springs • Phone (760) 340-1623 • Contact: Tim O'Brien • www.nbcpalmsprings.com • @NBCPalmSprings

**RADIO**

Alpha Media (106.9 FM The Eagle) • Phone (760) 416-8435 • Contact: David Nola • www.theeagle1069.com  
 102.7 FM The Fanatic • Phone (760) 835-5623 • Contact: Geoff Blum • www.1027thefanatic.com  
 Marker Broadcasting • Phone (760) 568-4550 • Contact: Todd Marker



**IN THE SYSTEM**

- Ryker Evans (D), 6-0, 191 lbs., shoots left. Born 12/13/01, Calgary, Alta.  
Last year's team: Regina (WHL) 63gp, 14+47=61pts.
- Luke Henman (C), 5-11, 170 lbs., shoots left. Born 4/29/00, Halifax, N.S.  
Last year's teams: Charlotte (AHL) 50gp, 6+8=14pts... Allen (ECHL) 3gp, 4+2=6pts.
- Tye Kartye (LW), 6-1, 199 lbs., shoots left. Born 4/30/01, Kingston, Ont.  
Last year's team: Sault Ste. Marie (OHL) 63gp, 45+34=79pts.
- Ville Petman (C), 5-10, 180 lbs., shoots left. Born 1/18/00, Lappeenranta, Finland  
Last year's team: SaiPa Lappeenranta (Fin.) 59gp, 15+24=39pts.
- Peetro Seppala (D), 6-2, 182 lbs., shoots left. Born 8/17/00, Kuusankoski, Finland  
Last year's team: Kookoo Kouvola (Fin.) 57gp, 8+21=29pts.



**Luke Henman**

Luke Henman was the first player ever to sign with the Seattle Kraken back in May of 2021. He spent his rookie pro season with the AHL's Charlotte Checkers, posting six goals and eight assists in 50 games last year.



**Tye Kartye**

Coming off a 45-goal season with Sault Ste. Marie in the Ontario Hockey League in 2021-22, Tye Kartye gears up for his rookie year after signing an entry-level deal with the Kraken on Mar. 1, 2022.

**2022-23 SCHEDULE (ALL TIMES LOCAL)**

Day	Date	Time	Opponent	Day	Date	Time	Opponent
Sun	10/16/22	1:00 PM	@ Calgary	Sun	1/22/23	3:00 PM	San Diego
Mon	10/17/22	7:00 PM	@ Calgary	Thu	1/26/23	7:00 PM	@ Iowa
Fri	10/21/22	3:00 PM	Abbotsford (KCI)	Sat	1/28/23	6:00 PM	@ Iowa
Sun	10/23/22	6:00 PM	Abbotsford (CPA)	Tue	1/31/23	7:00 PM	San Jose
Fri	10/28/22	7:00 PM	Calgary (E)	Fri	2/3/23	7:00 PM	San Diego
Sat	10/29/22	3:00 PM	Calgary (KCI)	Sat	2/4/23	6:00 PM	San Diego
Fri	11/4/22	7:00 PM	@ Abbotsford	Fri	2/10/23	7:00 PM	@ San Diego
Sat	11/5/22	7:00 PM	@ Abbotsford	Wed	2/15/23	7:00 PM	Tucson
Fri	11/11/22	7:00 PM	@ Tucson	Fri	2/17/23	7:00 PM	@ Ontario
Sat	11/12/22	7:00 PM	@ Tucson	Sat	2/18/23	6:00 PM	Bakersfield
Fri	11/18/22	7:05 PM	@ Colorado	Mon	2/20/23	3:00 PM	Ontario
Sat	11/19/22	7:05 PM	@ Colorado	Wed	2/22/23	7:00 PM	@ Ontario
Tue	11/22/22	7:00 PM	@ Calgary	Fri	2/24/23	7:00 PM	@ San Diego
Thu	11/24/22	7:00 PM	@ Calgary	Sat	2/25/23	6:00 PM	San Jose
Sat	11/26/22	7:00 PM	@ San Diego	Wed	3/1/23	7:00 PM	Calgary
Fri	12/2/22	7:00 PM	@ Henderson	Fri	3/3/23	7:00 PM	@ Bakersfield
Sat	12/3/22	7:00 PM	@ Henderson	Sat	3/4/23	6:00 PM	@ San Jose
Fri	12/9/22	7:00 PM	@ San Jose	Wed	3/8/23	7:00 PM	Henderson
Sat	12/10/22	7:00 PM	@ Bakersfield	Sat	3/11/23	6:00 PM	Texas
Tue	12/13/22	6:30 PM	@ Tucson	Sun	3/12/23	3:00 PM	Texas
Wed	12/14/22	6:30 PM	@ Tucson	Wed	3/15/23	7:00 PM	Iowa
Fri	12/16/22	7:00 PM	@ San Diego	Fri	3/17/23	7:00 PM	Iowa
Sun	12/18/22	6:00 PM	Tucson	Sun	3/19/23	3:00 PM	San Diego
Tue	12/20/22	7:00 PM	Tucson	Tue	3/21/23	7:00 PM	@ Texas
Thu	12/22/22	7:00 PM	@ Henderson	Wed	3/22/23	7:00 PM	@ Texas
Fri	12/23/22	7:00 PM	Henderson	Fri	3/24/23	7:00 PM	@ Henderson
Wed	12/28/22	7:00 PM	Ontario	Sat	3/25/23	6:00 PM	Henderson
Fri	12/30/22	7:00 PM	@ San Jose	Wed	3/29/23	7:00 PM	Bakersfield
Sat	12/31/22	3:00 PM	@ San Jose	Fri	3/31/23	7:00 PM	@ Ontario
Wed	1/4/23	7:00 PM	Colorado	Sat	4/1/23	6:00 PM	Colorado
Sat	1/7/23	6:00 PM	San Jose	Wed	4/5/23	7:00 PM	Calgary
Sun	1/8/23	3:00 PM	Ontario	Sat	4/8/23	6:00 PM	Bakersfield
Tue	1/10/23	7:00 PM	San Jose	Sun	4/9/23	3:00 PM	Henderson
Fri	1/13/23	7:00 PM	Bakersfield	Wed	4/12/23	7:00 PM	Ontario
Mon	1/16/23	3:00 PM	Tucson	Fri	4/14/23	7:00 PM	@ Bakersfield
Sat	1/21/23	6:00 PM	@ Ontario	Sat	4/15/23	7:00 PM	@ Bakersfield

(KCI) at Kraken Community Iceplex, Seattle  
(CPA) at Climate Pledge Arena, Seattle  
(E) at Everett, Wash.



**Ryker Evans**

Seattle's second-round choice in the 2021 NHL Draft, defenseman Ryker Evans is set for his first year of professional hockey in 2022-23. Evans posted 14 goals and 47 assists for 61 points in 63 games with Regina of the Western Hockey League last season.



**WESTERN CONFERENCE, PACIFIC DIVISION – 5TH SEASON**

www.coloradoeagles.com  /coloradoeagles  @coloradoeagles  coloradoeagleshockey



**Ryan Bach**  
President



**Kevin McDonald**  
General Manager



**Greg Cronin**  
Head Coach



**Colorado Avalanche**  
NHL Affiliate

# COLORADO EAGLES

**PERSONNEL**

Founder .....Ralph Backstrom  
 Owner/Chief Executive Officer .....Martin Lind  
 President/Alternate Governor .....Ryan Bach  
 General Manager ..... Kevin McDonald  
 Head Coach .....Greg Cronin  
 Assistant Coach .....Aaron Schneekloth  
 Assistant Coach .....Tim Branham  
 Goaltending Coach .....Peter Budaj  
 Head Equipment Manager .....Bryce Blinkhorn  
 Assistant Equipment Manager .....Joe Pionk  
 Head Athletic Trainer ..... Brent Woodside, ATC  
 Strength & Conditioning Coach ..... Bobby Lucas  
 Executive Vice President .....Gavin Riches  
 Vice President, Accounting & Finance .....Jennifer Dollarhide  
 Vice President, Communications & Broadcasting ..... Kevin McGlue  
 Vice President, Ticket Sales ..... Sean Linfield  
 Director of Business Operations ..... Steven Petrovek  
 Director of Creative & Marketing Services ..... Emily Ostapovich  
 Director of Video Production ..... Reno Boyd  
 Director of Game & Event Operations .....Garrett Warner  
 Director of Corporate Partnerships ..... Ben Peal  
 Director of Tickets (FSE & Groups) .....Jack Allard  
 Retention & Referral Manager .....Ryan Nugent

Director of Merchandise ..... Kayla Scohy  
 Digital Media Manager .....Nicole Pennetta  
 Ticket & Corporate Assistant ..... McKaiela Tyler  
 Account Executive ..... Drew Galyardt  
 Account Executive ..... Cody Bathauer  
 Account Executive ..... Cassidy Torpen

**TEAM INFORMATION**

Club Colors .....Red, Yellow, Blue  
 Home Arena ..... Budweiser Events Center  
 Seating Capacity ..... 5,073  
 Attendance Records ..... Game: 5,289 several times;  
 last: vs. Ontario, 3/7/20  
 Season: 174,768 – 2018-19  
 Average: 5,179 – 2019-20  
 Press Box Location ..... Above Section J  
 Flagship Radio Station ..... 99.9 The Point (KKPL-FM)  
 Time Zone .....Mountain (EST -2)

**Colorado Eagles**  
 1625 Pelican Lakes Point, Suite 100  
 Windsor, CO 80550  
 Phone: (970) 686-7468

**MEDIA DIRECTORY**

**NEWSPAPER/WEB/WIRE**

Loveland Reporter-Herald • Phone (970) 635-3633 • Contact: Sean Star • www.reporterhearld.com • @reporterherald  
 Denver Post • Phone (303) 820-1714 • Contact: Mike Chambers • www.denverpost.com • @denverpost  
 Ft. Collins Coloradoan • Phone (970) 493-6397 • Contact: Miles Blumhardt • www.coloradoan.com • @coloradoan  
 Greeley Tribune • Phone (970) 352-0211 • Contact: Chris Bolin • www.greeleytribune.com • @greeleytribune  
 Associated Press • Phone (303) 825-0123 • www.ap.org • @AP

**TELEVISION**

Altitude Sports and Entertainment • Phone (303) 405-6100 • Contact: Matt Hutchings • www.altitudesports.com • @altitudestv  
 KUSA (ABC 9) • Phone (303) 871-1490 • Contact: Brody Logan • www.9news.com • @9news  
 KCNC (CBS 4) • Phone (303) 830-6321 • Contact: Romi Bean • denver.cbslocal.com • @cbsdenver  
 KMGH (ABC 7) • Phone (303) 832-0169 • Contact: Lionel Bienvenu • www.thedenverchannel.com • @denverchannel  
 KDVR (FOX 31) • Phone (303) 566-7523 • Contact: Nick Griffith • www.kdvr.com • @kdvr  
 KWGN (CW 2) • Phone (303) 566-7746 • Contact: Nick Griffith • www.kwgn.com • @channel2kwgn  
 AT&T SportsNet Rocky Mountain • Phone (720) 898-2700 • Contact: Sam Melnick • www.rockymountain-attsn.com • @attsportsnetrm

**RADIO**

The Point 99.9 FM • Phone: (970) 674-2700 • Contact: Wheeler Morris • 999thepoint.com • @999thepoint  
 Altitude Radio 92.5 FM • Phone: (303) 832-5665 • Contact: Matt Hutchings • www.altitudesportsradio.com • @AltitudeSR  
 The Fan 104.3 FM • Phone: (303) 321-0950 • Contact: Raj Sharan • www.1043thefan.com • @1043thefan



**SEASON RESULTS**

Season	Aff	Head Coach	GP	W	L	T	OTL	SOL	PTS	PCT	GF	GA	Finish	Playoff Result (W-L Record)
2018-19	COL	Greg Cronin	68	36	27	--	4	1	77	.566	191	205	4th, Pacific	Lost Division Semifinals (1-3)
2019-20	COL	Greg Cronin	56	34	18	--	3	1	72	.643	188	162	2nd, Pacific	Playoffs not held
2020-21	COL	Greg Cronin	34	15	15	--	3	1	34	.500	101	104	5th, Pacific	Lost Play-in Final (1-1)
2021-22	COL	Greg Cronin	68	39	22	--	4	3	85	.625	244	207	3rd, Pacific	Lost Division Finals (6-3)
<b>TOTALS</b>			<b>226</b>	<b>124</b>	<b>82</b>	<b>--</b>	<b>14</b>	<b>6</b>	<b>268</b>	<b>.593</b>	<b>724</b>	<b>678</b>		

**IN THE SYSTEM**

- Justus Annunen (G), 6-4, 210lbs., catches left. Born 3/11/00, Kempele, Finland  
Last year's teams: Colorado (AHL) 48gp, 24-13-6, 3.01gaa, .893sv%, 2so... Colorado (NHL) 2gp, 1-0-1, 4.34gaa, .863sv%
- Alex Beaucage (RW), 6-1, 195 lbs., shoots right. Born 7/25/01, Trois-Rivieres, Que.  
Last year's team: Colorado (AHL) 40gp, 4+8=12pts.
- Jean-Luc Foudy (C), 5-11, 180 lbs., shoots right. Born 5/13/02, Scarborough, Ont.  
Last year's team: Colorado (AHL) 65gp, 9+17=26pts.
- Oskar Olausson (C), 6-2, 185 lbs., shoots left. Born 11/10/02, Stockholm, Sweden  
Last year's teams: Barrie/Oshawa (OHL) 55gp, 26+23=49pts... Colorado (AHL playoffs) 4gp, 0+2=2pts.
- Sampo Ranta (LW), 6-2, 190 lbs., shoots left. Born 5/31/00, Naantali, Finland  
Last year's teams: Colorado (AHL) 38gp, 7+7=14pts... Colorado (NHL) 10gp, 0+0=0pts.

**2022-23 SCHEDULE (ALL TIMES LOCAL)**

Day	Date	Time	Opponent	Day	Date	Time	Opponent
Fri	10/14/22	7:00 PM	@ Texas	Wed	1/18/23	7:05 PM	Ontario
Sat	10/15/22	7:00 PM	@ Texas	Sat	1/21/23	7:05 PM	Henderson
Fri	10/21/22	7:05 PM	Calgary	Sun	1/22/23	3:05 PM	Henderson
Sat	10/22/22	7:05 PM	Calgary	Fri	1/27/23	7:00 PM	@ Texas
Wed	10/26/22	7:00 PM	@ San Diego	Sat	1/28/23	7:00 PM	@ Texas
Fri	10/28/22	11:00 AM	@ Henderson	Tue	1/31/23	7:00 PM	@ Ontario
Sat	10/29/22	7:00 PM	@ Henderson	Fri	2/3/23	7:00 PM	@ Henderson
Thu	11/3/22	7:05 PM	Ontario	Sat	2/4/23	7:00 PM	@ Henderson
Sat	11/5/22	7:05 PM	Ontario	Fri	2/10/23	7:05 PM	Texas
Tue	11/8/22	7:05 PM	Texas	Sat	2/11/23	7:05 PM	Texas
Wed	11/9/22	7:05 PM	Texas	Tue	2/14/23	7:05 PM	Bakersfield
Sat	11/12/22	6:00 PM	@ San Jose	Wed	2/15/23	7:05 PM	Bakersfield
Sun	11/13/22	3:00 PM	@ San Jose	Fri	2/17/23	7:00 PM	@ Calgary
Tue	11/15/22	6:30 PM	@ Bakersfield	Sun	2/19/23	6:00 PM	@ Calgary
Fri	11/18/22	7:05 PM	Coachella Valley	Fri	2/24/23	7:05 PM	Abbotsford
Sat	11/19/22	7:05 PM	Coachella Valley	Sat	2/25/23	7:05 PM	Abbotsford
Fri	11/25/22	7:05 PM	Iowa	Fri	3/3/23	7:05 PM	Calgary
Sat	11/26/22	3:05 PM	Iowa	Sat	3/4/23	7:05 PM	Calgary
Wed	11/30/22	7:00 PM	@ San Diego	Tue	3/7/23	7:00 PM	@ Calgary
Fri	12/2/22	7:00 PM	@ Ontario	Wed	3/8/23	7:00 PM	@ Calgary
Sat	12/3/22	7:00 PM	@ Bakersfield	Sat	3/11/23	7:00 PM	@ Abbotsford
Tue	12/6/22	10:30 AM	@ Bakersfield	Sun	3/12/23	4:00 PM	@ Abbotsford
Fri	12/9/22	7:05 PM	Henderson	Fri	3/17/23	7:00 PM	@ Rockford
Sat	12/10/22	7:05 PM	Henderson	Sat	3/18/23	7:00 PM	@ Rockford
Fri	12/16/22	7:05 PM	San Jose	Tue	3/21/23	7:05 PM	San Jose
Sat	12/17/22	7:05 PM	San Jose	Wed	3/22/23	7:05 PM	San Jose
Tue	12/20/22	7:05 PM	Bakersfield	Sat	3/25/23	7:05 PM	Tucson
Wed	12/21/22	7:05 PM	Bakersfield	Sun	3/26/23	3:05 PM	Tucson
Wed	12/28/22	6:00 PM	@ Iowa	Wed	3/29/23	7:00 PM	@ Ontario
Fri	12/30/22	6:00 PM	@ Iowa	Sat	4/1/23	6:00 PM	@ Coachella Valley
Wed	1/4/23	7:00 PM	@ Coachella Valley	Sun	4/2/23	3:00 PM	@ Ontario
Fri	1/6/23	7:00 PM	@ Tucson	Wed	4/5/23	6:30 PM	@ Bakersfield
Sat	1/7/23	7:00 PM	@ Tucson	Fri	4/7/23	7:00 PM	@ San Jose
Fri	1/13/23	7:05 PM	Rockford	Sat	4/8/23	6:00 PM	@ San Jose
Sat	1/14/23	7:05 PM	Rockford	Fri	4/14/23	7:05 PM	San Diego
Tue	1/17/23	7:05 PM	Ontario	Sat	4/15/23	7:05 PM	San Diego



**Martin Kaut**

A member of the Eagles since the team's inaugural AHL season in 2018-19, Martin Kaut established new career highs last year with 19 goals and 31 points in 46 games. A first-round draft pick of the Colorado Avalanche in 2018, Kaut also saw action in six games last season with the Avs.



**Jayson Megna**

Now entering his fourth season with the Colorado Eagles, Jayson Megna is coming off a 2021-22 campaign that saw him generate 33 points in 38 games with the Eagles, while also notching three assists in 20 NHL contests with the Colorado Avalanche.

**DID YOU KNOW?**

The 2022-23 season will mark the Eagles' 20th season of play, and their fifth as members of the American Hockey League. The organization began play in 2003-04 in the Central Hockey League before moving on to compete in the ECHL from 2011 to 2018.







**PLAYOFF FACTS**

Number participated in: .....	3
*Number of individual series won: .....	2
*Number of individual series lost: .....	3
Total number of playoff games played: .....	15
Games won: .....	8
Games lost: .....	7
Number of overtime games: .....	3
Overtime games won: .....	3
Overtime games lost: .....	0
Number of games opponents shut out: .....	0
Number of games shut out by opponents: .....	3
Calder Cup Championships: .....	0
Losing Finalist: .....	0

*\*Includes 2021 Play-In Series*

**ALL-TIME PLAYOFF POINTS LEADERS**

	Player	GP	G	A	PTS	Seasons
1	Kiefer Sherwood	8	4	6	10	2021-22
	Jordan Gross	9	1	9	10	2021-22
3	Jayson Megna	9	6	3	9	2021-22
4	Roland McKeown	9	0	8	8	2021-22
	Jean-Luc Foudy	11	4	4	8	2020-22
	Keaton Middleton	11	3	5	8	2020-22
	Martin Kaut	15	3	5	8	2018-22
8	Dylan Sikura	6	2	4	6	2021-22
	Mikhail Maltsev	9	4	2	6	2021-22
	Ryan Wagner	11	4	2	6	2020-22



**Ryan Wagner**

Ryan Wagner is coming off the most productive season of his career in 2021-22, posting highs in goals (10), assists (14) and points (24) in 50 games with Colorado. The fifth-year pro out of the University of Wisconsin has appeared in 164 career AHL contests, with 108 of those games coming in an Eagles sweater.

**ALL-TIME PLAYOFF INDIVIDUAL PLAYER RECORDS**

**PLAYERS**

Most points in one playoff .....	10	Kiefer Sherwood, 2022
		Jordan Gross, 2022
Most points in one playoff game .....	4	Keaton Middleton, 5/18/21 vs. ONT (2-2)
Most goals in one playoff .....	6	Jayson Megna, 2022
Most goals in one playoff game .....	3	Andrew Agozzino, 4/20/19 vs. BAK
Most assists in one playoff .....	9	Jordan Gross, 2022
Most assists in one playoff game .....	3	Roland McKeown, 5/4/22 vs. HSK
		Kiefer Sherwood, 5/15/22 at ONT
		Jordan Gross, 5/27/22 vs. STK
Most playoff games played all-time ...	15	Martin Kaut

**GOALTENDERS**

Most playoff appearances all-time .....	9	Justus Annunen
Most wins in one playoff .....	6	Justus Annunen, 2022
Most losses in one playoff .....	3	Pavel Francouz, 2019
		Justus Annunen, 2022
Most shutouts in one playoff .....	0	
Lowest GAA in one playoff (min. 5 gms.) .....	2.46	Justus Annunen, 2022
Highest save percentage in one playoff (min. 5 gms.) .....	.923	Justus Annunen, 2022

**ALL-TIME PLAYOFF RESULTS**

Year	Round	Opponent	Result	GF	GA
2022	DF	Stockton	L, 1-3	6	12
	DSF	Ontario	W, 3-0	20	7
	FR	Henderson	W, 2-0	10	4
2021	Play-In	San Jose	L, 0-1	1	5
	Play-In	Ontario	W, 1-0	5	4
2019	DSF	Bakersfield	L, 1-3	10	14



**Budweiser Events Center**

The Budweiser Events Center at the Ranch, located in Loveland, Colo., is a 7,200-seat multi-purpose venue which opened in 2003. The facility can host hockey, basketball, football, family shows, rodeos, concerts and trade shows in setups to accommodate just about any event. Less than an hour's drive from Denver and Cheyenne, the Budweiser Events Center has become the focal point for sports and entertainment in Northern Colorado.



# GRAND RAPIDS GRIFFINS



**Dan DeVos**  
Co-Owner/CEO



**Scott Gorsline**  
Executive Vice President, DP Fox



**Ben Simon**  
Head Coach



**Detroit Red Wings**  
NHL Affiliate

**PERSONNEL**

Co-Owner/Chief Executive Officer/Governor.....Dan DeVos  
 Co-Owner & Chairman..... David Van Anel  
 President & Chief Operating Officer, DP Fox.....Diane Maher  
 Chief Operating Officer & Alternate Governor/  
 Executive Vice President, DP Fox..... Scott Gorsline  
 President..... Tim Gortsema  
 General Manager..... Shawn Horcoff  
 Head Coach ..... Ben Simon  
 Assistant Coach..... Matt Macdonald  
 Assistant Coach..... Todd Krygier  
 Assistant Coach..... Mike Knuble  
 Goaltending Coach..... Brian Mahoney-Wilson  
 Video Coach..... Erich Junge  
 Athletic Trainer.....Josh Chapman  
 Assistant Athletic Trainer..... Anthony Polazzo  
 Physical Therapist ..... Eldon Graham  
 Sports Science Data Analyst.....Jack Rummells  
 Equipment Manager.....Brad Thompson  
 Assistant Equipment Manager.....Charlie Kaser  
 Strength and Conditioning Coordinator ..... Marcus Kinney  
 Vice President of Community Relations and Broadcasting..... Bob Kaser  
 Vice President of Corporate Sales.....Sean Wright  
 Vice President of Ticket Sales and Digital Marketing .... Matt Batchelder  
 Executive Assistant..... Kelly Pawlak  
 Senior Director of Public and Community Relations .....Randy Cleves  
 Public Relations Manager.....Andrew Streitl  
 Graphic Designer ..... Jessica Albert-Huynh  
 Executive Director, Griffins Youth Foundation.....Jennifer Lardie  
 Senior Corporate Sales Account Manager .....Steve Ritsema  
 Senior Corporate Sales Account Manager ..... Travis Roper  
 Director of Game Presentation..... Brandon Nelson

Group Events Manager ..... Bre'onna Raymo  
 Senior Account Executive .....Michael Kiel  
 Group Events Account Representative ..... Ellie Dykstra  
 Membership Services Account Representative ..... Amanda Johns  
 Membership Services Account Representative .....Alex Bennett  
 Senior Digital Media Production Coordinator ..... Kris Barclay  
 Digital Media Manager.....Nicolas Carrillo  
 Digital Medal Production Manager..... TBD  
 Director of Accounting and Tax.....Lisa Vedder  
 Accounting Assistant.....Beth Decker  
 Director of Ticket Operations and Analytics.....Chad Erwin  
 Ticket Operations and Service Manager ..... Will Silvey

**TEAM INFORMATION**

Club Colors ..... Red, Black, Metallic Silver, Metallic Gold  
 Home Arena ..... Van Anel Arena  
 Seating Capacity ..... 10,834  
 Attendance Records..... Game: 10,834 several times;  
 last: vs. Chicago, 4/22/22  
 Season: 324,629 – 2015-16  
 Average: 8,543 – 2015-16  
 Press Box Location ..... East side of arena, fourth level  
 Flagship Radio Station ..... WOOD 106.9 FM and 1300 AM  
 96.1 The Game (playoffs)  
 Time Zone..... Eastern

**Grand Rapids Griffins**  
 130 W. Fulton, Suite 111  
 Grand Rapids, MI 49503  
 Phone: (616) 774-4585

**MEDIA DIRECTORY**

**NEWSPAPER/WEB/WIRE**

Grand Rapids Press/MLive.com • Phone (616) 222-5400 • Contact: Steve Kaminski (@steve\_kaminski) • www.mlive.com/grand-rapids-muskegon • @grprss  
 Holland Sentinel • Phone (800) 968-3497 • Contact: Dan D'Addona (@dandaddona), Will Kennedy (@ByWillKennedy) • www.hollandsentinel.com • @hollandsentinel  
 Associated Press (@AP) • Phone (313) 259-0650 • Contact: Larry Lage (@larrylage) • www.ap.org • @AP

**TELEVISION**

WWMT-3 (CBS) • Phone (269) 388-4717 • Contact: Andy Pepper (@apepperwwmt), Nate Brown (@NateBrownSports) • www.wmmt.com • @wwmtnews  
 WOOD-8 (NBC) • Phone (616) 235-4317 • Contact: Jack Doles (@jackdoles), Marlee Wireada (@marleewierda), Alec Giannakopoulos (@newsalec) • www.woodtv.com • @woodtv  
 WZZM-13 (ABC) • Phone (616) 559-1433 • Contact: Jamal Spencer (@JamalWZZM13), Mark Skol Jr. (@markskoljrTV) • www.wzzm13.com • @wzzm13  
 WXMI-17 (FOX) • Phone (616) 447-5127 • Contact: Jason Hutton (@jhutt5), Remi Monaghan (@RemiMonaghan) • www.fox17online.com • @fox17

**RADIO**

WOOD 106.9 FM/1300 AM • Phone (616) 459-1919 • Contact: Steve Kelly (@WOODRadioSteve), Bret Bakita (@bretbakita) • www.woodradio.com • @woodradio  
 WMAX 96.1 FM • Phone (616) 459-1919 • Contact: Bill Simonson (@hugeshow) • www.961thegame.com • @961game



**SEASON RESULTS**

Season	Aff	Head Coach	GP	W	L	T	OTL	SOL	PTS	PCT	GF	GA	Finish	Playoff Result (W-L Record)
2001-02	OTT	Bruce Cassidy	80	42	27	11	0	--	95	.594	217	178	1st, West (2)	Lost Conference Quarterfinals (2-3)
2002-03	DET	Danton Cole	80	48	22	8	2	--	106	.663	240	177	1st, Central (1)	Lost Conference Finals (10-5)
2003-04	DET	Danton Cole	80	44	28	8	0	--	96	.600	195	166	2nd, West	Lost Division Semifinals (0-4)
2004-05	DET	Danton Cole, Greg Ireland	80	41	35	--	2	2	86	.538	200	200	5th, West	Did not qualify
2005-06	DET	Greg Ireland	80	55	20	--	1	4	115	.719	323	247	1st, North	Lost Conference Finals (8-8)
2006-07	DET	Greg Ireland	80	37	32	--	6	5	85	.531	226	244	4th, North	Lost Division Semifinals (3-4)
2007-08	DET	Mike Stothers	80	31	41	--	2	6	70	.438	210	245	5th, North	Did not qualify
2008-09	DET	Curt Fraser	80	43	25	--	6	6	98	.613	255	226	3rd, North	Lost Division Finals (4-6)
2009-10	DET	Curt Fraser	80	34	39	--	3	4	75	.469	244	265	7th, North	Did not qualify
2010-11	DET	Curt Fraser	80	36	34	--	2	8	82	.513	227	254	6th, North	Did not qualify
2011-12	DET	Curt Fraser	76	33	32	--	7	4	77	.507	245	249	4th, North (13)	Did not qualify
<b>2012-13</b>	<b>DET</b>	<b>Jeff Blashill</b>	<b>76</b>	<b>42</b>	<b>26</b>	<b>--</b>	<b>4</b>	<b>4</b>	<b>92</b>	<b>.605</b>	<b>234</b>	<b>205</b>	<b>1st, Midwest (3)</b>	<b>Won Calder Cup (15-9)</b>
2013-14	DET	Jeff Blashill	76	46	23	--	2	5	99	.651	238	187	2nd, Midwest (4)	Lost Conference Semifinals (5-5)
2014-15	DET	Jeff Blashill	76	46	22	--	6	2	100	.658	249	185	1st, Midwest (2)	Lost Conference Finals (9-7)
2015-16	DET	Todd Nelson	76	44	30	--	1	1	90	.592	238	195	4th, Central	Lost Division Finals (5-4)
<b>2016-17</b>	<b>DET</b>	<b>Todd Nelson</b>	<b>76</b>	<b>47</b>	<b>23</b>	<b>--</b>	<b>1</b>	<b>5</b>	<b>100</b>	<b>.658</b>	<b>251</b>	<b>190</b>	<b>2nd, Central</b>	<b>Won Calder Cup (15-4)</b>
2017-18	DET	Todd Nelson	76	42	25	--	2	7	93	.612	237	210	2nd, Central	Lost Division Semifinals (2-3)
2018-19	DET	Ben Simon	76	38	27	--	7	4	87	.572	217	222	4th, Central	Lost Division Semifinals (2-3)
2019-20	DET	Ben Simon	63	29	27	--	3	4	65	.516	177	193	3rd, Central	Playoffs not held
2020-21	DET	Ben Simon	32	16	12	--	3	1	36	.563	96	97	3rd, Central	Playoffs not held
2021-22	DET	Ben Simon	76	33	35	--	6	2	74	.487	209	240	7th, Central	Did not qualify
<b>TOTALS</b>			<b>1,579</b>	<b>827</b>	<b>585</b>	<b>27</b>	<b>66</b>	<b>74</b>	<b>1,821</b>	<b>.577</b>	<b>4,728</b>	<b>4,375</b>		

NOTE: 2004-05 - Cole (24-22-1-1), Ireland (17-13-1-1).

**IN THE SYSTEM**

- Pontus Andreasson (RW), 5-10, 183 lbs., shoots left. Born 8/24/98, Munkedal, Sweden  
Last year's team: Lulea HF (Swe.) 52gp, 18+20=38pts.
- Simon Edvinsson (D), 6-6, 207 lbs., shoots left. Born 2/5/03, Onsala, Sweden  
Last year's team: Frolunda HC (Swe.) 44gp, 2+17=19pts.
- Jared McIsaac (D), 6-1, 192 lbs., shoots left. Born 3/27/00, Truro, N.S.  
Last year's team: Grand Rapids (AHL) 70gp, 5+19=24pts.
- Donovan Sebrango (D), 6-2, 195 lbs., shoots left. Born 11/12/02, Ottawa, Ont.  
Last year's team: Grand Rapids (AHL) 65gp, 1+6=7pts.
- Elmer Soderblom (LW), 6-8, 249 lbs., shoots left. Born 7/5/01, Goteborg, Sweden  
Last year's team: Frolunda HC (Swe.) 52gp, 21+12=33pts.



**Jonatan Berggren**

Jonatan Berggren had a historic 2021-22 season, setting a record for most points by a Griffins rookie with 64 and leading the team in points, assists (43) and game-winning goals (7). Berggren joined Justin Abdelkader and Tomas Kopecky as the only Griffins to earn AHL Rookie of the Month honors when he amassed 20 points in 14 contests during April 2022.

**2022-23 SCHEDULE (ALL TIMES LOCAL)**

Day	Date	Time	Opponent	Day	Date	Time	Opponent
Fri	10/14/22	7:00 PM	San Diego	Wed	1/18/23	7:00 PM	@ Rockford
Sat	10/15/22	7:00 PM	San Diego	Sat	1/21/23	7:00 PM	Springfield
Wed	10/19/22	7:00 PM	Milwaukee	Sat	1/28/23	6:00 PM	@ Milwaukee
Sat	10/22/22	4:00 PM	@ Toronto	Sun	1/29/23	3:00 PM	@ Chicago
Sun	10/23/22	4:00 PM	@ Toronto	Tue	1/31/23	7:00 PM	@ Milwaukee
Sat	10/29/22	7:00 PM	@ Texas	Fri	2/3/23	7:00 PM	@ Texas
Sun	10/30/22	5:00 PM	@ Texas	Sat	2/4/23	7:00 PM	@ Texas
Thu	11/3/22	10:30 AM	@ Iowa	Fri	2/10/23	7:00 PM	Manitoba
Fri	11/4/22	7:00 PM	@ Iowa	Sat	2/11/23	7:00 PM	Manitoba
Sat	11/5/22	7:00 PM	@ Rockford	Wed	2/15/23	7:00 PM	Rockford
Wed	11/9/22	7:00 PM	@ Cleveland	Fri	2/17/23	7:00 PM	Cleveland
Fri	11/11/22	7:00 PM	Toronto	Sun	2/19/23	6:00 PM	@ Manitoba
Sat	11/12/22	7:00 PM	Toronto	Mon	2/20/23	2:00 PM	@ Manitoba
Wed	11/16/22	11:00 AM	Rockford	Fri	2/24/23	7:00 PM	Chicago
Fri	11/18/22	7:00 PM	@ San Diego	Sat	2/25/23	7:00 PM	Cleveland
Sat	11/19/22	7:00 PM	@ San Diego	Wed	3/1/23	7:00 PM	Chicago
Fri	11/25/22	7:00 PM	Manitoba	Fri	3/3/23	7:00 PM	Iowa
Sat	11/26/22	7:00 PM	Manitoba	Sat	3/4/23	7:00 PM	Iowa
Fri	12/2/22	7:00 PM	Texas	Tue	3/7/23	7:00 PM	@ Cleveland
Sat	12/3/22	7:00 PM	Texas	Fri	3/10/23	7:00 PM	Rockford
Wed	12/7/22	7:00 PM	Iowa	Sat	3/11/23	7:00 PM	Cleveland
Fri	12/9/22	7:05 PM	@ Springfield	Sun	3/12/23	3:00 PM	@ Chicago
Sat	12/10/22	7:00 PM	@ Hartford	Thu	3/16/23	7:00 PM	@ Cleveland
Fri	12/16/22	7:00 PM	Hartford	Sat	3/18/23	6:00 PM	@ Milwaukee
Sat	12/17/22	7:00 PM	@ Chicago	Sun	3/19/23	5:00 PM	Milwaukee
Thu	12/22/22	7:00 PM	@ Chicago	Wed	3/22/23	7:00 PM	Chicago
Fri	12/23/22	7:00 PM	Cleveland	Fri	3/24/23	7:00 PM	@ Iowa
Wed	12/28/22	7:00 PM	@ Rockford	Sat	3/25/23	12:00 PM	@ Iowa
Fri	12/30/22	6:00 PM	@ Milwaukee	Wed	3/29/23	7:00 PM	Chicago
Sat	12/31/22	6:00 PM	Milwaukee	Fri	3/31/23	7:00 PM	Milwaukee
Fri	1/6/23	7:00 PM	Texas	Sun	4/2/23	4:00 PM	@ Rockford
Sat	1/7/23	7:00 PM	Texas	Thu	4/6/23	7:00 PM	@ Manitoba
Wed	1/11/23	7:00 PM	Iowa	Fri	4/7/23	6:00 PM	@ Manitoba
Fri	1/13/23	7:00 PM	Iowa	Mon	4/10/23	7:00 PM	@ Cleveland
Sat	1/14/23	7:00 PM	Chicago	Fri	4/14/23	7:00 PM	Rockford
Mon	1/16/23	2:00 PM	@ Iowa	Sat	4/15/23	7:00 PM	@ Chicago

**DID YOU KNOW?**

In 2021-22, **Moritz Seider** became the first-ever Griffins alumnus to win the NHL's Calder Trophy, given to the player selected as the most proficient in his first year of competition in the NHL. Seider, who played 49 games for the Griffins as an 18-year-old in 2019-20, notched 50 points in 82 games with the Detroit Red Wings last season.



**ALL-TIME REGULAR SEASON TEAM RECORDS**

Division championships (regular season).....	5.....	2001-02, 2002-03, 2005-06 2012-13, 2014-15
Overall regular season championships.....	1.....	2005-06
Highest points percentage in one season.....	.719.....	2005-06 (55-20-1-4)
Lowest points percentage in one season.....	.438.....	2007-08 (31-41-2-6)
Most wins in one season.....	55.....	2005-06
Most losses in one season (L+OTL).....	43.....	2007-08
Most ties in one season.....	11.....	2001-02
Most shootout losses in one season.....	8.....	2010-11
Most goals per game scored in one season.....	4.04.....	2005-06
Fewest goals per game scored in one season.....	2.44.....	2003-04
Most goals per game allowed in one season.....	3.31.....	2009-10
Fewest goals per game allowed in one season.....	2.08.....	2003-04
Most penalty minutes in one season.....	1,888.....	2005-06
Longest winning streak.....	15 games.....	11/18/15-12/26/15
Longest winning streak at home.....	14 games.....	11/11/15-1/15/16
Longest winning streak on road.....	7 games.....	10/16/04-12/3/04 1/29/15-2/28/15
Longest points streak overall.....	19 games.....	2/4/15-3/20/15 (15-0-3-1)
Longest points streak at home.....	16 games.....	1/9/04-2/27/04 (13-0-3-0)
Longest points streak on road.....	11 games.....	1/29/15-3/12/15 (9-0-1-1)
Longest undefeated streak overall.....	15 games.....	11/18/15-12/26/15 (15-0-0-0)
Longest undefeated streak at home.....	16 games.....	1/9/04-2/27/04 (13-0-3)
Longest undefeated streak on road.....	8 games.....	1/6/02-2/2/02 (5-0-3) 1/6/06-2/22/06 (7-0-0-1)
Longest losing streak (L+OTL) overall.....	9 games.....	3/29/19-end of season
Longest losing streak (L+OTL) at home.....	7 games.....	12/11/04-1/15/05 10/20/07-11/21/07 12/12/09-1/15/10
Longest losing streak (L+OTL) on road.....	7 games.....	3/6/08-4/2/08
Longest winless streak overall.....	10 games.....	10/28/07-11/23/07 (0-8-0-2)
Longest winless streak at home.....	8 games.....	10/20/07-11/23/07 (0-7-0-1)
Longest winless streak on road.....	8 games.....	3/10/07-4/7/07 (0-5-1-2)

**ALL-TIME REGULAR SEASON INDIVIDUAL PLAYER RECORDS**

**PLAYERS**

Most points in one season.....	96.....	Jiri Hudler, 2005-06
Most goals in one season.....	56.....	Donald MacLean, 2005-06
Most assists in one season.....	60.....	Jiri Hudler, 2005-06
Most penalty minutes in one season.....	390.....	Darryl Bootland, 2005-06
Most power-play goals in one season.....	21.....	Donald MacLean, 2005-06
Most shorthanded goals in one season.....	5.....	Matt Ellis, 2006-07 Eric Himelfarb, 2006-07
Most game-winning goals in one season.....	10.....	Kevin Miller, 2003-04
Most points in one game.....	7.....	Tomas Tatar, 11/27/10 at CHI (2-5)
Most goals in one game.....	3.....	several times; last: Riley Barber, 4/30/22 at CLE
Most assists in one game.....	5.....	Chris Bala, 1/10/02 at CHI Jiri Hudler, 2/16/06 at CLE Tomas Tatar, 11/27/10 at CHI

**GOALTENDERS**

Most appearances in one season.....	66.....	Joey MacDonald, 2004-05
Most minutes played in one season.....	3,755.....	Joey MacDonald, 2004-05
Most wins in one season.....	34.....	Joey MacDonald, 2004-05
Most losses in one season.....	29.....	Joey MacDonald, 2004-05
Most ties/OT/shootout losses in one season.....	8.....	Marc Lamothe, 2002-03
Most shutouts in one season.....	6.....	Marc Lamothe, 2002-03 Joey MacDonald, 2003-04 Jimmy Howard, 2006-07 Jared Coreau, 2015-16
Lowest GAA in one season (min. 25 games).....	1.83.....	Martin Prusek, 2001-02
Highest save percentage in one season (min. 25 games).....	.936.....	Joey MacDonald, 2003-04

**ALL-TIME REGULAR SEASON POINTS LEADERS**

Name	GP	G	A	PTS	Seasons
1 Francis Pare	363	102	135	237	2008-13
2 Tomas Tatar	265	87	109	196	2009-13
3 Mitch Callahan	365	94	92	186	2011-17
4 Jiri Hudler	185	65	114	179	2003-06
5 Eric Tangradi	221	85	92	177	15-18, 19-20
6 Kip Miller	169	59	114	173	01-02, 04-05, 06-07
7 Cory Emmerton	270	50	107	157	06-11, 13-14
8 Jamie Tardif	316	78	76	154	2006-11
9 Matt Ellis	282	69	84	153	2003-07
10 Turner Elson	294	61	83	144	2017-22

**ALL-TIME REGULAR SEASON GOALTENDING LEADERS (WINS)**

Name	GP	W	L	OT/SOL	GAA	SV%	SO	Seasons
1 Tom McCollum	263	123	105	14	2.76	.906	8	09-16, 17-18
2 Joey MacDonald	210	109	77	11	2.44	.918	20	02-07, 10-12
3 Jimmy Howard	192	94	75	11	2.66	.911	15	05-09, 16-17, 19-20
4 Jared Coreau	148	85	48	11	2.44	.918	13	2013-18
5 Petr Mrazek	87	54	27	3	2.21	.920	7	2012-15
Marc Lamothe	103	54	34	13	2.10	.924	10	2002-04



**Taro Hirose**

Over the last three seasons, no Griffins has totaled more assists (83) or points (108) than Taro Hirose, despite the fact that he played in only 123 of the team's 171 games. The former First Team All-American from Michigan State tied for second on Grand Rapids with 53 points in 2021-22, and contributed one goal and three assists in 15 NHL games with the Detroit Red Wings.

**HISTORY OF TEAM CAPTAINS**

2001-04	Travis Richards
2004-05	Blake Sloan
2005-07	Matt Ellis
2007-08	Ryan Oulahan, Mark Cullen, Garrett Stafford
2008-09	Darren Haydar
2009-11	Jamie Tardif
2011-12	Garnet Exelby
2012-16	Jeff Hoggan
2016-17	Nathan Paetsch
2017-20	Matthew Ford
2020-22	Brian Lashoff

**RETIRED NUMBERS**

#7	Michel Picard
#10	Jeff Hoggan
#24	Travis Richards



# GRAND RAPIDS GRIFFINS

## PLAYOFF FACTS

Number participated in:	13
Number of individual series won:	17
Number of individual series lost:	11
Total number of playoff games played:	145
Games won:	80
Games lost:	65
Number of overtime games:	20
Overtime games won:	14
Overtime games lost:	6
Number of games opponents shut out:	7
Number of games shut out by opponents:	6
Calder Cup Championships:	2 (2013, 2017)
Losing Finalist:	0

## ALL-TIME PLAYOFF INDIVIDUAL PLAYER RECORDS

### PLAYERS

Most points in one playoff	22	Jiri Hudler, 2006
		Tomas Nosek, 2017
Most points in one playoff game	5	Jiri Hudler, 5/16/06 vs. MB (0-5)
Most goals in one playoff	16	Tomas Tatar, 2013
Most goals in one playoff game	3	Kevin Miller, 4/16/04 vs. CHI
		Matt Ellis, 4/21/07 at MB
		Tomas Jurco, 5/13/14 vs. TEX
		Teemu Pulkkinen, 5/6/15 vs. RFD
		Tyler Bertuzzi, 5/14/16 at LE
		Mitch Callahan, 5/8/17 vs. CHI
Most assists in one playoff	17	Eric Tangradi, 2017
Most assists in one playoff game	5	Jiri Hudler, 5/16/06 vs. MB
Most games played all-time	78	Nathan Paetsch

### GOALTENDERS

Most appearances all-time	34	Petr Mrazek
Most wins in one playoff	15	Petr Mrazek, 2013
		Jared Coreau, 2017
Most losses in one playoff	9	Petr Mrazek, 2013
Most shutouts in one playoff	4	Petr Mrazek, 2013
Lowest GAA in one playoff (min. 5 games)	1.62	Drew MacIntyre, 2006
Highest save percentage in one playoff (min. 5 games)	.940	Drew MacIntyre, 2006

## ALL-TIME PLAYOFF POINTS LEADERS

	Player	GP	G	A	PTS	Seasons
1	Tyler Bertuzzi	42	23	16	39	2014-17
2	Teemu Pulkkinen	40	22	12	34	2012-15
	Mitch Callahan	60	13	21	34	2012-17
4	Tomas Nosek	40	13	17	30	2014-17
	Nathan Paetsch	78	3	27	30	2012-17
6	Ben Street	24	12	17	29	2016-18
7	Jiri Hudler	20	7	21	28	2003-06
	Eric Tangradi	30	6	22	28	2016-18
9	Jeff Hoggan	59	11	16	27	2012-16
10	Martin Frk	29	7	17	24	2013-19

## ALL-TIME PLAYOFF RESULTS

Year	Round	Opponent	Result	GF	GA
2022	DNQ				
2019	DSF	Chicago	L, 2-3	17	15
2018	DSF	Manitoba	L, 2-3	14	15
2017	F	Syracuse	W, 4-2	20	22
	CF	San Jose	W, 4-1	19	11
	DF	Chicago	W, 4-1	22	15
	DSF	Milwaukee	W, 3-0	12	7
2016	DF	Lake Erie	L, 2-4	20	18
	DSF	Milwaukee	W, 3-0	9	3
2015	CF	Utica	L, 2-4	11	15
	CSF	Rockford	W, 4-1	18	12
	CQF	Toronto	W, 3-2	19	19
2014	CSF	Texas	L, 2-4	13	23
	CQF	Abbotsford	W, 3-1	15	8
2013	F	Syracuse	W, 4-2	22	17
	CF	Oklahoma City	W, 4-3	20	17
	CSF	Toronto	W, 4-2	23	16
	CQF	Houston	W, 3-2	15	11
2012	DNQ				
2011	DNQ				
2010	DNQ				
2009	DF	Manitoba	L, 0-4	5	10
	DSF	Hamilton	W, 4-2	22	15
2008	DNQ				
2007	DSF	Manitoba	L, 3-4	13	16
2006	CF	Milwaukee	L, 0-4	7	14
	DF	Manitoba	W, 4-3	19	23
	DSF	Toronto	W, 4-1	18	15
2005	DNQ				
2004	DSF	Chicago	L, 0-4	6	17
2003	CF	Houston	L, 3-4	15	15
	CSF	Chicago	W, 4-0	11	5
	CQF	W-B/Scranton	W, 3-1	10	10
2002	CQF	Chicago	L, 2-3	11	12



### Van Andel Arena

One of the country's premier concert and sports venues, Van Andel Arena consistently ranks among the top arena venues in the world in industry publications *Billboard* and *Pollstar*. Built in 1996, the \$75-million venue seats 10,834 for hockey and has hosted a wide variety of sporting events, including the 2013 and 2017 Calder Cup Finals, NCAA hockey regionals – including the attendance record-breaking 2001 tournament – and the Michigan State vs. Georgia 2017 men's basketball exhibition that raised over \$360,000 for disaster relief efforts. Other event highlights include Paul McCartney, Garth Brooks, Elton John and Pink.





# HARTFORD WOLF PACK



**Chris Drury**  
Governor



**Ryan Martin**  
General Manager



**Kris Knoblauch**  
Head Coach



**New York Rangers**  
NHL Affiliate

**PERSONNEL**

General Manager, New York Rangers / Governor, Hartford Wolf Pack.....Chris Drury  
 General Manager, Hartford Wolf Pack..... Ryan Martin  
 General Manager, XL Center ..... Ben Weiss  
 Assistant General Manager, XL Center ..... Pearson Davis  
 Head Coach ..... Kris Knoblauch  
 Director of Hockey Operations.....Matt Harlow  
 Assistant Coach ..... Steve Smith  
 Assistant Coach ..... Jamie Tardif  
 Goaltending Coach ..... Jeff Malcolm  
 Athletic Trainer..... Brian Fairbrother  
 Strength and Conditioning Coach ..... John Sardos  
 Assistant Athletic Trainer..... Jared Degler  
 Assistant Strength and Conditioning Coach .....Trevor Goldstein  
 Equipment Manager.....Craig Lewis  
 Assistant Equipment Manager..... Mark Riepe  
 Video Coach ..... Chris Hoeler  
 Skills Coach ..... Colin Downey  
 Vice President of Business Operations ..... Erik Hansen  
 Vice President, Corporate Sales .....Bryan Dooley  
 Manager of Broadcasting & Public Relations .....Alex Thomas  
 Director of Marketing.....Megan Boyle  
 Marketing Manager..... Emily Vance  
 Game Presentation & Graphic Design Manager ..... Calvin Spohn  
 Box Office Manager ..... Rebecca Nicholson

**TEAM INFORMATION**

Club Colors ..... Navy Blue, Red, White, Silver  
 Home Arena .....XL Center  
 Seating Capacity ..... 15,635  
 Attendance Records ..... Game: 21,673 vs. Providence, 2/19/11 (outdoors)  
 14,115 vs. Springfield, 1/24/98 (arena)  
 Season: 288,859 – 1998-99  
 Average: 7,221 – 1998-99  
 Press Box Location ..... Bottom of Sections 234-238  
 Audio Webcasts..... [hartfordwolffpack.com/fanzone/broadcast-info](http://hartfordwolffpack.com/fanzone/broadcast-info)  
 Time Zone ..... Eastern

**Hartford Wolf Pack**  
 One Civic Center Plaza  
 Hartford, CT 06103  
 Phone: (860) 249-6333

**MEDIA DIRECTORY**

**NEWSPAPER/WEB/WIRE**

Hartford Courant • Phone (860) 241-6434 • Contact: Dom Amore (@amorecourant) • [www.courant.com](http://www.courant.com)  
 Journal Inquirer • Phone (860) 646-0500 • Contact: Adam Betz (@adbetz1) • [www.journalinquirer.com](http://www.journalinquirer.com) • @JournalInquirer  
 Bristol Press • Phone (860) 525-8256 • [www.bristolpress.com](http://www.bristolpress.com) • @bristolpress  
 Meriden Record-Journal • Phone (203) 317-2203 • [www.record-journal.com](http://www.record-journal.com) • @Record\_Journal  
 Waterbury Republican-American • Phone (203) 574-3636 • Contact: Lee Lewis • [www.rep-am.com](http://www.rep-am.com) • @rep\_am  
 New Haven Register • Phone (203) 789-5655 • Contact: Sean Barker (@NHRSeanBarker) • [www.newhavenregister.com](http://www.newhavenregister.com)  
 New England Hockey Journal • Phone (617) 773-9955 • [www.hockeyjournal.com](http://www.hockeyjournal.com) • @NEHockeyJournal  
 Associated Press • Phone (860) 246-6876 • Contact: Pat Eaton-Robb (@peatonrobb) • [www.ap.org](http://www.ap.org) • @AP

**TELEVISION**

WTIC (FOX 61) • Phone (860) 723-2068 • Contact: Tomy Terzi (@T2Fox61) • [www.foxct.com](http://www.foxct.com)  
 WVIT (NBC 30) • Phone (860) 313-4263 • Contact: Gabrielle Lucivero (@GLucivero) • [www.nbcconnecticut.com](http://www.nbcconnecticut.com)  
 WFSB (CBS 3) • Phone (860) 244-1708 • Contact: Joe Zone (@joezonewfsb) • [www.wfsb.com](http://www.wfsb.com)  
 WTNH (ABC 8) • Phone (203) 784-8842 • Contact: John Pierson (@JPPierson), Erik Dobratz (@Erikd25) • [www.wtnh.com](http://www.wtnh.com)  
 MSG Network • Phone (212) 465-5926 • Contact: Doug Morrison • [www.msg.com](http://www.msg.com) • @MSGNetworks

**RADIO**

WPOP (NewsRadio 1410)/WUCS (97.9 ESPN) • Phone (860) 723-6160 • Contact: Ben Darnell (@ESPNBenDarnell) • [www.newsradio1410.iheart.com](http://www.newsradio1410.iheart.com)  
 WTIC (1080 AM) • Phone (860) 677-6700 • [www.connecticut.cbslocal.com](http://www.connecticut.cbslocal.com)



SEASON RESULTS

Season	Aff	Head Coach	GP	W	L	T	OTL	SOL	PTS	PCT	GF	GA	Finish	Playoff Result (W-L Record)
1997-98	NYR	E.J. McGuire	80	43	24	12	1	--	99	.619	272	227	2nd, New England	Lost Conference Finals (8-7)
1998-99	NYR	E.J. McGuire	80	38	31	5	6	--	87	.544	256	256	2nd, New England	Lost Conference Semifinals (3-4)
1999-2000	NYR	John Paddock	80	49	22	7	2	--	107	.669	249	198	1st, New England	Won Calder Cup (15-8)
2000-01	NYR	John Paddock	80	40	26	8	6	--	94	.588	263	247	2nd, New England	Lost Conference Quarterfinals (2-3)
2001-02	NYR	John Paddock	80	41	26	10	3	--	95	.594	249	243	2nd, East (4)	Lost Conference Semifinals (4-6)
2002-03	NYR	Ryan McGill	80	33	27	12	8	--	86	.538	255	236	3rd, East (7)	Lost Qualifying Series (0-2)
2003-04	NYR	Ryan McGill	80	44	22	12	2	--	102	.638	198	153	1st, Atlantic	Lost Conference Finals (11-5)
2004-05	NYR	Ryan McGill	80	50	24	--	3	3	106	.663	206	160	2nd, Atlantic	Lost Division Semifinals (2-4)
2005-06	NYR	Jim Schoenfeld	80	48	24	--	2	6	104	.650	292	241	2nd, Atlantic	Lost Division Finals (6-7)
2006-07	NYR	Jim Schoenfeld	80	47	29	--	3	1	98	.613	231	201	2nd, Atlantic	Lost Division Semifinals (3-4)
2007-08	NYR	Ken Gernander	80	50	20	--	2	8	110	.688	266	198	2nd, Atlantic	Lost Division Semifinals (1-4)
2008-09	NYR	Ken Gernander	80	46	27	--	3	4	99	.619	243	216	1st, Atlantic	Lost Division Semifinals (2-4)
2009-10	NYR	Ken Gernander	80	36	33	--	6	5	83	.519	231	251	6th, Atlantic	Did not qualify
*2010-11	NYR	Ken Gernander	80	40	32	--	2	6	88	.550	221	223	3rd, Atlantic	Lost Division Semifinals (2-4)
2011-12	NYR	Ken Gernander	76	36	26	--	7	7	86	.566	210	208	2nd, Northeast (6)	Lost Conference Semifinals (5-4)
2012-13	NYR	Ken Gernander	76	35	32	--	6	3	79	.520	213	222	2nd, Northeast (9)	Did not qualify
2013-14	NYR	Ken Gernander	76	37	32	--	1	6	81	.533	202	220	3rd, Northeast (10)	Did not qualify
2014-15	NYR	Ken Gernander	76	43	24	--	5	4	95	.625	221	214	1st, Northeast (3)	Lost Conference Finals (7-8)
2015-16	NYR	Ken Gernander	76	41	32	--	3	0	85	.559	202	199	6th, Atlantic	Did not qualify
2016-17	NYR	Ken Gernander	76	24	46	--	4	2	54	.355	194	280	7th, Atlantic	Did not qualify
2017-18	NYR	Keith McCambridge	76	34	33	--	6	3	77	.507	208	252	6th, Atlantic	Did not qualify
2018-19	NYR	Keith McCambridge	76	29	36	--	7	4	69	.454	209	266	8th, Atlantic	Did not qualify
2019-20	NYR	Kris Knoblauch	62	31	20	--	6	5	73	.589	171	173	4th, Atlantic	Playoffs not held
2020-21	NYR	Kris Knoblauch	24	14	9	--	1	0	29	.604	82	74	2nd, Atlantic	Playoffs not held
2021-22	NYR	Kris Knoblauch	72	32	32	--	6	2	72	.500	205	225	7th, Atlantic	Did not qualify
TOTALS			1,886	961	689	66	101	69	2,158	.572	5,549	5,383		

\* known as Connecticut Whale from Nov. 27, 2010, through end of 2012-13 season

IN THE SYSTEM

- Will Cuyle (LW), 6-4, 209 lbs., shoots left. Born 2/5/02, Toronto, Ont.  
Last year's team: Windsor (OHL) 59gp, 43+37=80 pts.
- Dylan Garand (G), 6-1, 181 lbs., catches left. Born 6/7/02, Victoria, B.C.  
Last year's team: Kamloops (WHL) 45gp, 34-9-1, 2.16gaa, .925sv%, 4so
- Ryder Korczak (C), 5-11, 172 lbs., shoots right. Born 9/23/02, Yorkton, Sask.  
Last year's team: Moose Jaw (WHL) 68gp, 25+54=79 pts.
- Matthew Robertson (D), 6-4, 201 lbs., shoots left. Born 3/9/01, Edmonton, Alta.  
Last year's team: Hartford (AHL) 65gp, 1+10=11pts.
- Bobby Trivigno (LW), 5-8, 161 lbs., shoots left. Born 1/19/99, Setauket, N.Y.  
Last year's teams: UMass-Amherst (NCAA) 37gp, 20+29=49pts... Hartford (AHL) 11gp, 1+2=3pts.



Lauri Pajuniemi

Finnish forward Lauri Pajuniemi, selected by the Rangers in the fifth round of the 2018 NHL Entry Draft, completed his rookie North American season in 2021-22 with 13 goals and 13 assists in 51 games for Hartford, including registering the first Wolf Pack goal of the season in a 2-1 victory over Bridgeport on Oct. 15, 2021. Pajuniemi skated as one of the 'Black Aces' during the Rangers' run to the Eastern Conference Final.

2022-23 SCHEDULE (ALL TIMES LOCAL)

Day	Date	Time	Opponent	Day	Date	Time	Opponent
Fri	10/14/22	7:00 PM	@ Charlotte	Fri	1/20/23	7:00 PM	Providence
Sat	10/15/22	6:00 PM	@ Charlotte	Sat	1/21/23	7:30 PM	Rochester
Sat	10/22/22	7:00 PM	W-B/Scranton	Sun	1/22/23	4:05 PM	@ Providence
Sun	10/23/22	3:00 PM	@ Bridgeport	Wed	1/25/23	7:00 PM	Bridgeport
Fri	10/28/22	7:00 PM	Hershey	Fri	1/27/23	7:05 PM	@ Providence
Sat	10/29/22	7:00 PM	Charlotte	Sat	1/28/23	7:00 PM	Syracuse
Fri	11/4/22	7:05 PM	@ Springfield	Wed	2/1/23	7:00 PM	Providence
Sat	11/5/22	7:00 PM	@ Bridgeport	Fri	2/3/23	7:00 PM	Utica
Wed	11/9/22	7:00 PM	Springfield	Sat	2/4/23	7:00 PM	W-B/Scranton
Fri	11/11/22	7:05 PM	@ W-B/Scranton	Fri	2/10/23	7:00 PM	Lehigh Valley
Sat	11/12/22	7:30 PM	Charlotte	Sat	2/11/23	7:00 PM	@ Hershey
Wed	11/16/22	7:00 PM	Charlotte	Fri	2/17/23	7:00 PM	Bridgeport
Sat	11/19/22	7:00 PM	@ Hershey	Sat	2/18/23	7:00 PM	Providence
Sun	11/20/22	4:30 PM	@ Hershey	Sun	2/19/23	5:05 PM	@ Lehigh Valley
Wed	11/23/22	7:00 PM	@ Bridgeport	Wed	2/22/23	7:05 PM	@ Springfield
Fri	11/25/22	7:00 PM	Hershey	Sat	2/25/23	7:00 PM	@ Syracuse
Sat	11/26/22	7:00 PM	Hershey	Fri	3/3/23	7:05 PM	@ Springfield
Sat	12/3/22	7:00 PM	Rockford	Sat	3/4/23	7:00 PM	@ Bridgeport
Sun	12/4/22	3:05 PM	@ Providence	Sun	3/5/23	3:00 PM	Charlotte
Wed	12/7/22	7:00 PM	Lehigh Valley	Wed	3/8/23	7:05 PM	@ Springfield
Fri	12/9/22	7:00 PM	Milwaukee	Fri	3/10/23	7:05 PM	@ Rochester
Sat	12/10/22	7:00 PM	Grand Rapids	Sat	3/11/23	5:00 PM	@ Toronto
Wed	12/14/22	7:00 PM	@ Milwaukee	Wed	3/15/23	7:00 PM	Bridgeport
Fri	12/16/22	7:00 PM	@ Grand Rapids	Fri	3/17/23	7:00 PM	Springfield
Sat	12/17/22	7:00 PM	@ Rockford	Sat	3/18/23	7:00 PM	@ Bridgeport
Thu	12/22/22	7:00 PM	Springfield	Fri	3/24/23	7:00 PM	Springfield
Fri	12/23/22	5:00 PM	Bridgeport	Sat	3/25/23	6:00 PM	Springfield
Tue	12/27/22	7:00 PM	@ Bridgeport	Sun	3/26/23	5:05 PM	@ W-B/Scranton
Wed	12/28/22	7:05 PM	@ Springfield	Wed	3/29/23	7:00 PM	Bridgeport
Sat	12/31/22	5:30 PM	Springfield	Fri	3/31/23	7:00 PM	Providence
Fri	1/6/23	7:00 PM	@ Utica	Sat	4/1/23	7:05 PM	@ Lehigh Valley
Sat	1/7/23	6:05 PM	@ W-B/Scranton	Wed	4/5/23	7:00 PM	Toronto
Tue	1/10/23	7:00 PM	@ Charlotte	Fri	4/7/23	7:00 PM	Bridgeport
Wed	1/11/23	7:00 PM	@ Charlotte	Sat	4/8/23	7:05 PM	@ Providence
Sat	1/14/23	7:30 PM	Providence	Fri	4/14/23	7:00 PM	W-B/Scranton
Sun	1/15/23	3:05 PM	@ Providence	Sat	4/15/23	7:05 PM	@ Springfield

DID YOU KNOW?

Igor Shesterkin became the first Wolf Pack alumnus to win the Vezina Trophy following the 2021-22 season. With Hartford in 2019-20, Shesterkin went 17-4-3 with a 1.90 goals-against average, a .934 save percentage and three shutouts.



**ALL-TIME REGULAR SEASON TEAM RECORDS**

Division championships.....	4	1999-2000, 2003-04, 2008-09, 2014-15
Overall regular season championships.....	1	1999-2000
Highest points percentage in one season.....	.688	2007-08 (50-20-2-8)
Lowest points percentage in one season.....	.355	2016-17 (24-46-4-2)
Most wins in one season.....	50	2004-05, 2007-08
Most losses in one season (L+OTL).....	50	2016-17
Most ties in one season.....	12	1997-98, 2002-03, 2003-04
Most shootout losses in one season.....	8	2007-08
Most goals per game scored in one season.....	3.65	2005-06
Fewest goals per game scored in one season.....	2.48	2003-04
Most goals per game allowed in one season.....	3.68	2016-17
Fewest goals per game allowed in one season.....	1.91	2003-04
Most penalty minutes in one season.....	2,586	2004-05
Longest winning streak overall.....	9 games	10/16/04-11/7/04
Longest winning streak at home.....	12 games	12/7/19-2/5/20
Longest winning streak on road.....	8 games	12/29/06-1/20/07
Longest undefeated streak overall.....	9 games	2/6/02-2/23/02 (6-0-3) 10/16/04-11/7/04 (9-0-0)
Longest undefeated streak at home.....	12 games	12/7/19-2/5/20 (12-0-0-0)
Longest undefeated streak on road.....	8 games	2/20/00-3/31/00 (7-0-1) 12/29/06-1/20/07 (8-0-0)
Longest points streak overall.....	19 games	2/6/02-3/15/02 (12-0-5-2)
Longest points streak at home.....	12 games	1/26/02-3/10/02 (7-0-4-1) 12/7/19-2/5/20 (12-0-0-0)
Longest points streak on road.....	8 games	2/20/00-3/31/00(7-0-1-0) 2/6/02-3/15/02 (6-0-1-1) 3/2/03-end of season (2-0-2-4) 11/25/05-12/23/05 (5-0-1-2) 12/29/06-1/20/07 (8-0-0-0)
Longest losing streak (L+OTL) overall.....	9 games	10/20/10-11/6/10 3/4/17-3/24/17
Longest losing streak (L+OTL) at home.....	7 games	10/10/10-11/3/10
Longest losing streak (L+OTL) on road.....	14 games	2/18/17-end of season
Longest winless streak overall.....	11 games	1/2/12-1/28/12 (0-6-3-2)
Longest winless streak at home.....	7 games	10/10/10-11/3/10 (0-5-2-0)
Longest winless streak on road.....	14 games	2/18/17-end of season (0-13-1-0)

**ALL-TIME REGULAR SEASON POINTS LEADERS**

Name	GP	G	A	PTS	Seasons
1 Brad Smyth	345	184	181	365	97-02, 05-06
2 Ken Gernander	599	160	187	347	1997-2005
3 Derek Armstrong	265	105	204	309	1997-2001
4 Kris Newbury	222	66	139	205	2009-13
5 Pierre-Alexandre Parenteau	184	83	121	204	2007-10
6 Marek Hrivik	318	61	107	168	2011-17
7 Dane Byers	255	72	91	163	2005-11
8 Nigel Dawes	166	76	85	161	03-04, 05-08
9 Brodie Dupont	323	59	95	154	07-11, 13-14
10 Chad Wiseman	191	61	79	140	2003-06

**ALL-TIME REGULAR SEASON GOALTENDING LEADERS (WINS)**

Name	GP	W	L	OT/SOL	GAA	SV%	SO	Seasons
1 Jason LaBarbera	182	91	54	18	2.11	.926	21	2000-05
2 Al Montoya	119	66	34	4	2.46	.910	8	2005-08
3 Chad Johnson	136	62	55	11	2.57	.911	6	2009-12
4 Jean-Francois Labbe	116	59	41	11	2.91	.910	3	1998-2001
Johan Holmqvist	126	59	39	15	2.90	.905	5	2000-03



**Jonny Brodzinski**

Minnesota native Jonny Brodzinski was named the captain of the Hartford Wolf Pack prior to the 2021-22 season and went on to set a franchise record by scoring a goal in nine consecutive games between Dec. 18 and Feb. 5. Brodzinski posted 39 points in 36 contests with Hartford last season and also appeared in 23 games with the New York Rangers – including his Stanley Cup Playoff debut vs. Pittsburgh.

**ALL-TIME REGULAR SEASON INDIVIDUAL PLAYER RECORDS**

**PLAYERS**

Most points in one season.....	101	Derek Armstrong, 2000-01
Most goals in one season.....	50	Brad Smyth, 2000-01
Most assists in one season.....	69	Derek Armstrong, 2000-01
Most penalty minutes in one season.....	415	Dale Purinton, 1999-2000
Most power-play goals in one season.....	21	Brad Smyth, 2000-01
Most shorthanded goals in one season.....	6	Alexandre Giroux, 2005-06
Most game-winning goals in one season.....	11	Brad Smyth, 1999-2000
Most points in one game.....	6	Nigel Dawes, 12/8/07 at WOR (2-4)
Most goals in one game.....	5	Jarkko Immonen, 2/4/06 at POR
Most assists in one game.....	5	Derek Armstrong, 11/14/98 vs. WOR

**GOALTENDERS**

Most appearances in one season.....	59	Jean-Francois Labbe, 1998-99 Jason LaBarbera, 2003-04
Most minutes played in one season.....	3,393	Jason LaBarbera, 2003-04
Most wins in one season.....	34	Jason LaBarbera, 2003-04
Most losses in one season.....	29	Cam Talbot, 2012-13
Most ties/OT/shootout losses in one season.....	9	Jason LaBarbera, 2003-04
Most shutouts in one season.....	13	Jason LaBarbera, 2003-04 (AHL record)
Lowest GAA in one season (min. 25 games).....	1.59	Jason LaBarbera, 2003-04
Highest save percentage in one season (min. 25 games).....	.936	Jason LaBarbera, 2003-04

**HISTORY OF TEAM CAPTAINS**

1997-2005	Ken Gernander
2005-07	Craig Weller
2007-08	Andrew Hutchinson
2008-09	Greg Moore
2009-11	Dane Byers
2011-12	Wade Redden
2012-13	none
2013-14	Aaron Johnson
2014-15	none
2015-16	Ryan Bourque, Mat Bodie
2016-17	Mat Bodie
2017-18	Joe Whitney
2018-19	Cole Schneider
2019-20	Steven Fogarty
2020-21	Vincent LoVerde
2021-22	Jonny Brodzinski

**RETIRED NUMBERS**

#12 Ken Gernander





# HARTFORD WOLF PACK

## PLAYOFF FACTS

Number participated in:	15
Number of individual series won:	14
Number of individual series lost:	14
Total number of playoff games played:	145
Games won:	71
Games lost:	74
Number of overtime games:	30
Overtime games won:	14
Overtime games lost:	16
Number of games opponents shut out:	11
Number of games shut out by opponents:	5
Calder Cup Championships:	1 (2000)
Losing Finalist:	0

## ALL-TIME PLAYOFF INDIVIDUAL PLAYER RECORDS

### PLAYERS

Most points in one playoff	27	Marc Savard, 1998
Most points in one playoff game	6	Chris Kenady, 4/20/00 vs. SPR (4-2)
Most goals in one playoff	13	Brad Smyth, 2000
Most goals in one playoff game	4	Chris Kenady, 4/20/00 vs. SPR
Most assists in one playoff	19	Marc Savard, 1998
Most assists in one playoff game	3	several times; last: Wade Redden, 4/23/11 vs. POR
Most games played all-time	78	Ken Gernander

### GOALTENDERS

Most playoff appearances all-time	29	Jean-Francois Labbe
Most wins in one playoff	15	Jean-Francois Labbe, 2000
Most losses in one playoff	7	Jean-Francois Labbe, 2000 Yann Danis, 2015
Most shutouts in one playoff	3	Jean-Francois Labbe, 2000 Jason LaBarbera, 2004
Lowest GAA in one playoff (min. 5 games)	1.73	Jason LaBarbera, 2004
Highest save percentage in one playoff (min. 5 games)	.939	Cam Talbot, 2012

## ALL-TIME PLAYOFF POINTS LEADERS

	Player	GP	G	A	PTS	Seasons
1	Brad Smyth	69	37	32	69	97-02, 05-06
2	Derek Armstrong	50	14	33	47	1997-2001
3	Marc Savard	22	9	31	40	1997-99
4	Ken Gernander	78	16	20	36	1997-2005
5	Alexandre Giroux	35	13	16	29	2003-06
6	Nigel Dawes	20	11	12	23	2005-07
7	Chad Wiseman	32	9	13	22	2003-06
8	Jason Dawe	30	14	7	21	99-00, 01-02
9	Vladimir Vorobiev	15	11	8	19	1997-99
10	Chris Bourque	15	4	13	17	2014-15
	P.J. Stock	40	2	15	17	1997-2000

## ALL-TIME PLAYOFF RESULTS

Year	Round	Opponent	Result	GF	GA
2022	DNQ				
2019	DNQ				
2018	DNQ				
2017	DNQ				
2016	DNQ				
2015	CF	Manchester	L, 0-4	10	18
	CSF	Hershey	W, 4-2	21	17
	CQF	Providence	W, 3-2	10	8
2014	DNQ				
2013	DNQ				
2012	CSF	Norfolk	L, 2-4	12	17
	CQF	Bridgeport	W, 3-0	10	3
2011	DSF	Portland	L, 2-4	18	19
2010	DNQ				
2009	DSF	Worcester	L, 2-4	13	20
2008	DSF	Portland	L, 1-4	12	14
2007	DSF	Providence	L, 3-4	20	22
2006	DF	Portland	L, 2-4	17	23
	DSF	Manchester	W, 4-3	26	19
2005	DSF	Lowell	L, 2-4	14	14
2004	CF	W-B/Scranton	L, 3-4	19	19
	DF	Worcester	W, 4-0	14	7
	DSF	Portland	W, 4-1	13	7
2003	Q	Springfield	L, 0-2	3	6
2002	CSF	Hamilton	L, 1-4	10	18
	CQF	Manchester	W, 3-2	16	16
2001	CQF	Providence	L, 2-3	13	13
2000	F	Rochester	W, 4-2	14	10
	CF	Providence	W, 4-3	20	20
	CSF	Worcester	W, 4-1	14	10
	CQF	Springfield	W, 3-2	20	15
1999	CSF	Providence	L, 0-4	12	17
	CQF	Springfield	W, 3-0	13	5
1998	CF	Saint John	L, 1-4	18	22
	CSF	Worcester	W, 4-3	27	23
	CQF	New Haven	W, 3-0	16	10



### XL Center

The XL Center is home to the AHL's Hartford Wolf Pack, the primary developmental affiliate of the NHL's New York Rangers. The Wolf Pack are entering their 26th season of play in downtown Hartford and skated to the 2000 Calder Cup championship while calling the building home. In addition to the Wolf Pack, the XL Center is home to the 11-time national champion UConn women's basketball team and the four-time national champion UConn men's basketball team. UConn men's ice hockey also calls the downtown arena home. The XL Center, managed by OVG360, entertains millions of visitors annually with a variety of concerts, family shows, ice-skating spectacles, consumer events, and trade shows throughout the season.





# HENDERSON SILVER KNIGHTS



**George McPhee**  
President, Hockey Operations



**Tim Speltz**  
General Manager



**Manny Viveiros**  
Head Coach



**Vegas Golden Knights**  
NHL Affiliate

## PERSONNEL

Chairman, CEO, and Governor,  
Vegas Golden Knights..... Bill Foley  
President & Chief Operating Officer,  
Vegas Golden Knights..... Kerry Bubolz  
Chief Executive Officer and Governor..... Robert Foley  
Chief Operating Officer..... Chase Jolesch  
General Manager..... Tim Speltz  
Head Coach ..... Manny Viveiros  
Assistant Coach..... Jamie Heward  
Assistant Coach..... Joel Ward  
Video Coach ..... Andrew Doty  
Goaltending Coach ..... Fred Brathwaite  
Head Athletic Trainer..... Todd Richardson  
Assistant Athletic Trainer..... Hayato Ikeda  
Strength and Conditioning Coach ..... Jeff Conkle  
Equipment Manager..... Jorge Lopez  
Assistant Equipment Manager..... Brady Lake  
Manager, Team Services..... Jake McKamey  
Senior Vice President, Partnerships..... Keith Baulsir  
Director, Corporate Partnerships..... Omar Cruz  
Manager, Corporate Partnerships..... Morgan White  
Manager, Partnership & Premium Sales..... Jake Snyder  
Coordinator, Partnership Activation ..... Simone Barber  
Vice President, Ticket Sales and Premium ..... Cole Miltenberger  
Director, Ticket Operations..... Mick Geffinger  
Director, Ticketing..... Stephen Robbins  
Manager, Ticket Operations ..... Karen Clarke  
Account Executive..... Lewis Duran  
Account Executive..... Anna Fedick  
Account Executive..... Alex Lakinske  
Account Executive..... Kirstie Terrobias  
Group Sales Account Executive..... Hilton Brown III

Director, Marketing and Community Relations ..... Christina Woods  
Creative Director ..... Brady Hackmeister  
Director, Retail Operations, Vegas Golden Knights ..... Maggie Sweeney  
Director, Broadcast and Communications..... Brian McCormack  
Manager, Content and Communications..... Kelli Pffner  
Coordinator, Digital Content ..... Kiki Downey  
Team Photographer..... Zak Krill  
Director, Game Presentation..... Chandler Blanchard  
Coordinator, Game Presentation ..... Jessie Laureanti  
Video Producer..... Trenton Dieterle  
Chief Legal Officer..... Chip Seigel III  
Lead Systems Administrator ..... Harvin Chavez

## TEAM INFORMATION

Club Colors ..... White, Black, Henderson Metallic Silver,  
Vegas Grey, Vegas Metallic Gold  
Home Arena ..... The Dollar Loan Center  
Seating Capacity ..... 5,567  
Attendance Records..... Game: 7,420 vs. Bakersfield, 5/29/21 (T-Mobile)  
5,630 vs. Ontario, 4/30/22 (DLC)  
Season: 144,346 – 2021-22  
Average: 4,245 – 2021-22  
Press Box Location ..... 2nd Floor, south corner of arena  
Flagship Radio Station ..... 1230 The Game  
Flagship TV Station..... KSNV-TV (NBC)  
Time Zone..... Pacific (EST -3)

**Henderson Silver Knights**  
The Dollar Loan Center  
200 S. Green Valley Parkway  
Henderson, NV 89012  
Phone: (725) 201-3003 ext. 201

## MEDIA DIRECTORY

### NEWSPAPER/WEB/WIRE

Las Vegas Review-Journal • Phone (702) 383-0389 • Contact: Bill Eichenberger, Allen Leiker • www.reviewjournal.com • @reviewjournal  
Las Vegas Sun • Phone (702) 990-2662 • Contact: Ray Brewer, Daniel Webster • www.lasvegassun.com • @LasVegasSun  
Associated Press • Phone (702) 382-7440 • www.ap.org • @AP

### TELEVISION

KLAS • Phone (702) 792-8888 • Contact: Chris Maathuis • www.8newsnow.com • @8NewsNow  
KSNV • Phone (702) 642-3333 • Contact: Bryan Salmond, Jesse Merrick • www.news3lv.com • @News3LV  
KVVU • Phone (702) 435-5555 • Contact: Kevin Bollinger, Vince Sapienza • www.fox5vegas.com • @FOX5Vegas  
KTNV • Phone (702) 876-1313 • www.ktnv.com • @KTNV

### RADIO

KLAV 1230 The Game • Phone (702) 876-1460 • Contact: Doug Marsh, Q Myers • www.lvsportsnetwork.com • @1230TheGame  
ESPN 1100 • Phone (702) 876-1460 • Contact: Doug Marsh, Q Myers • www.lvsportsnetwork.com • @ESPNLasVegas  
FOX Sports 1340 • Phone (702) 876-1460 • Contact: Doug Marsh, Q Myers • www.lvsportsnetwork.com • @FoxSportsLV



# HENDERSON SILVER KNIGHTS

## SEASON RESULTS

Season	Aff	Head Coach	GP	W	L	T	OTL	SOL	PTS	PCT	GF	GA	Finish	Playoff Result (W-L Record)
2020-21	VGK	Manny Viveiros	39	25	13	--	0	1	51	.654	125	102	1st, Pacific	Lost Division Finals (3-2)
2021-22	VGK	Manny Viveiros	68	35	28	--	4	1	75	.551	209	203	6th, Pacific	Lost Division First Round (0-2)
<b>TOTALS</b>			<b>107</b>	<b>60</b>	<b>41</b>	<b>--</b>	<b>4</b>	<b>2</b>	<b>126</b>	<b>.589</b>	<b>334</b>	<b>305</b>		

## IN THE SYSTEM

- Layton Ahac (D), 6-2, 201 lbs., shoots left. Born 2/22/01, North Vancouver, B.C.  
Last year's team: Henderson (AHL) 32gp, 0+6=6 pts.
- Brendan Brisson (F), 6-0, 185 lbs., shoots left. Born 10/22/01, Manhattan Beach, Calif.  
Last year's teams: Michigan (NCAA) 38gp, 21+21=42pts... Henderson (AHL) 7gp, 3+5=8pts.
- Pavel Dorofeyev (F), 6-1, 187 lbs., shoots left. Born 10/26/00, Nizhny Tagil, Russia  
Last year's teams: Henderson (AHL) 63gp, 27+25=52pts... Vegas (NHL) 2gp, 0+0=0pts.
- Kaedan Korczak (D), 6-3, 201 lbs., shoots right. Born 1/29/01, Yorkton, Sask.  
Last year's teams: Henderson (AHL) 47gp, 2+12=14pts... Vegas (NHL) 1gp, 0+0=0pts.
- Ivan Morozov (F), 6-1, 201 lbs. shoots right. Born 5/5/00, Verkhnyaya Salda, Russia  
Last year's teams: SKA St. Petersburg/HK Sochi (KHL) 22gp, 5+6=11pts... Henderson (AHL) 1gp, 0+0=0pts.

## 2022-23 SCHEDULE (ALL TIMES LOCAL)

Day	Date	Time	Opponent	Day	Date	Time	Opponent
Fri	10/14/22	7:00 PM	Tucson	Wed	1/11/23	7:00 PM	Ontario
Sat	10/15/22	3:00 PM	Tucson	Fri	1/13/23	7:00 PM	Calgary
Tue	10/18/22	7:00 PM	@ Ontario	Sat	1/14/23	3:00 PM	Calgary
Wed	10/19/22	7:00 PM	Bakersfield	Wed	1/18/23	7:00 PM	Tucson
Sat	10/22/22	6:00 PM	@ San Jose	Sat	1/21/23	7:05 PM	@ Colorado
Sun	10/23/22	3:00 PM	@ San Jose	Sun	1/22/23	3:05 PM	@ Colorado
Fri	10/28/22	11:00 AM	Colorado	Wed	1/25/23	7:00 PM	San Jose
Sat	10/29/22	7:00 PM	Colorado	Fri	1/27/23	7:00 PM	San Jose
Fri	11/4/22	7:00 PM	@ Bakersfield	Sat	1/28/23	7:00 PM	Calgary
Sat	11/5/22	7:00 PM	Bakersfield	Fri	2/3/23	7:00 PM	Colorado
Tue	11/8/22	7:00 PM	San Diego	Sat	2/4/23	7:00 PM	Colorado
Thu	11/10/22	7:00 PM	@ Abbotsford	Sat	2/11/23	7:00 PM	Ontario
Sat	11/12/22	7:00 PM	@ Abbotsford	Sat	2/18/23	7:00 PM	@ Tucson
Tue	11/15/22	6:30 PM	@ Tucson	Sun	2/19/23	4:00 PM	@ Tucson
Wed	11/16/22	6:30 PM	@ Tucson	Wed	2/22/23	7:00 PM	@ Calgary
Sat	11/19/22	3:00 PM	Ontario	Thu	2/23/23	7:00 PM	@ Calgary
Sun	11/20/22	3:00 PM	@ Ontario	Sun	2/26/23	2:00 PM	Calgary
Tue	11/22/22	6:30 PM	@ Bakersfield	Wed	3/1/23	7:00 PM	@ San Diego
Fri	11/25/22	1:00 PM	San Jose	Thu	3/2/23	7:00 PM	Abbotsford
Sun	11/27/22	5:00 PM	San Diego	Sat	3/4/23	7:00 PM	Abbotsford
Fri	12/2/22	7:00 PM	Coachella Valley	Wed	3/8/23	7:00 PM	@ Coachella Valley
Sat	12/3/22	7:00 PM	Coachella Valley	Fri	3/10/23	7:00 PM	@ San Diego
Wed	12/7/22	7:00 PM	@ Ontario	Sat	3/11/23	7:00 PM	@ San Diego
Fri	12/9/22	7:05 PM	@ Colorado	Wed	3/15/23	10:30 AM	@ San Jose
Sat	12/10/22	7:05 PM	@ Colorado	Fri	3/17/23	7:00 PM	@ Bakersfield
Wed	12/14/22	7:00 PM	San Jose	Sat	3/18/23	7:00 PM	Bakersfield
Fri	12/16/22	7:00 PM	Abbotsford	Fri	3/24/23	7:00 PM	Coachella Valley
Sat	12/17/22	3:00 PM	Abbotsford	Sat	3/25/23	6:00 PM	@ Coachella Valley
Thu	12/22/22	7:00 PM	Coachella Valley	Wed	3/29/23	7:00 PM	@ Calgary
Fri	12/23/22	7:00 PM	@ Coachella Valley	Fri	3/31/23	1:00 PM	@ Calgary
Wed	12/28/22	7:00 PM	@ San Diego	Wed	4/5/23	7:00 PM	Tucson
Fri	12/30/22	7:00 PM	San Diego	Fri	4/7/23	7:00 PM	Bakersfield
Sun	1/1/23	2:00 PM	San Diego	Sun	4/9/23	3:00 PM	@ Coachella Valley
Wed	1/4/23	7:00 PM	@ San Jose	Wed	4/12/23	6:30 PM	@ Bakersfield
Fri	1/6/23	7:00 PM	@ Abbotsford	Fri	4/14/23	7:00 PM	@ Ontario
Sat	1/7/23	7:00 PM	@ Abbotsford	Sat	4/15/23	7:00 PM	Ontario



**Pavel Dorofeyev**

A third-round pick by Vegas in the 2019 NHL Draft, Pavel Dorofeyev led the Silver Knights with 27 goals and 52 points last season. Dorofeyev was in the Golden Knights' opening-night lineup, making his NHL debut on Oct. 12, 2021, vs. Seattle.



**Logan Thompson**

After winning the AHL's top goaltender honors in 2020-21, Logan Thompson had another strong season in 2021-22, going 13-9-4 with a 2.77 goals-against average and a .920 save percentage in 26 appearances with Henderson. Thompson also played a big role in the Vegas crease, posting a .914 save percentage in 19 appearances with the NHL club.

## DID YOU KNOW?

Fourteen different players saw game action for both the Vegas Golden Knights and the Henderson Silver Knights last season.



**ALL-TIME REGULAR SEASON TEAM RECORDS**

Division championships (regular season).....1.....2020-21
Overall regular season championships.....0
Highest points percentage in one season......654.....2020-21 (25-13-0-1)
Lowest points percentage in one season......551.....2021-22 (35-28-4-1)
Most wins in one season .....35.....2021-22
Most losses in one season (L+OTL) .....32.....2021-22
Most shootout losses in one season.....1.....2020-21, 2021-22
Most goals per game scored in one season.....3.21.....2020-21
Fewest goals per game scored in one season.....3.07.....2021-22
Most goals per game allowed in one season .....2.99.....2021-22
Fewest goals per game allowed in one season.....2.62.....2020-21
Most penalty minutes in one season .....966.....2021-22
Longest winning streak overall .....6 games.....2/21/21-3/6/21 4/15/22-end of season
Longest winning streak at home.....7 games.....2/6/21-3/21/21
Longest winning streak away.....4 games.....12/14/21-1/7/22
Longest points streak overall .....9 games.....4/9/22-end of season (8-0-1-0)
Longest points streak at home .....7 games.....2/6/21-3/21/21 (7-0-0-0) 4/13/22-end of season (6-0-1-0)
Longest points streak away.....4 games.....12/14/21-1/7/22 (4-0-0-0)
Longest losing streak (L+OTL) overall .....6 games.....2/23/22-3/12/22 (0-5-1-0)
Longest losing streak (L+OTL) at home.....3 games.....4/18/21-4/22/21 (0-3-0-0) 2/23/22-2/26/22 (0-3-0-0) 3/25/22-4/2/22 (0-3-0-0)
Longest losing streak (L+OTL) away.....4 games.....3/16/22-3/30/22 (0-4-0-0)
Longest winless streak overall .....6 games.....2/23/22-3/12/22 (0-5-1-0)
Longest winless streak at home .....3 games.....4/18/21-4/22/21 (0-3-0-0) 2/23/22-2/26/22 (0-3-0-0) 3/25/22-4/2/22 (0-3-0-0)
Longest winless streak away.....4 games.....10/22/21-11/12/21 (0-2-1-1) 3/16/22-3/30/22 (0-4-0-0)

**ALL-TIME REGULAR SEASON INDIVIDUAL PLAYER RECORDS**

**PLAYERS**

Most points in one season .....52.....Pavel Dorofeyev, 2021-22
Most goals in one season .....27.....Pavel Dorofeyev, 2021-22
Most assists in one season .....29.....Daniil Miromanov, 2021-22
Most penalty minutes in one season .....90.....Brayden Pachal, 2021-22
Most power-play goals in one season.....6.....Dylan Sikura, 2020-21 Paul Cotter, 2021-22 Sven Baertschi, 2021-22 Jake Leschyshyn, 2021-22
Most shorthanded goals in one season.....3.....Gage Quinney, 2020-21
Most game-winning goals in one season ..4.....Pavel Dorofeyev, 2021-22 Ben Jones, 2021-22
Most points in one game.....4.....Gage Quinney, 2/3/22 vs. SJ (2-2)
Most goals in one game .....3.....Gage Quinney, 3/5/21 at COL Danny O'Regan, 4/25/21 at SD Paul Cotter, 2/2/22 vs. SJ Daniil Miromanov, 4/4/22 vs. RFD
Most assists in one game .....3.....Lucas Elvenes, 3/31/21 at TUC Lucas Elvenes, 4/25/21 at SD Danny O'Regan, 5/1/21 at SJ Peyton Krebs, 10/17/21 vs. COL Derrick Pouliot, 2/12/22 at BAK Maxim Marushev, 3/13/22 at IA

**GOALTENDERS**

Most appearances in one season .....26.....Logan Thompson, 2021-22
Most minutes played in one season .....1,491.....Logan Thompson, 2021-22
Most wins in one season .....16.....Logan Thompson, 2020-21
Most losses in one season .....11.....Jiri Patera, 2021-22
Most OT/shootout losses in one season .....4.....Logan Thompson, 2021-22
Most shutouts in one season .....2.....Logan Thompson, 2020-21 Logan Thompson, 2021-22
Lowest GAA in one season (min. 25 games)...2.77.....Logan Thompson, 2021-22
Highest save percentage in one season (min. 25 games)......920.....Logan Thompson, 2021-22

**ALL-TIME REGULAR SEASON POINTS LEADERS**

Name	GP	G	A	PTS	Seasons
1 Pavel Dorofeyev	87	36	29	65	2020-22
2 Ben Jones	104	32	25	57	2020-22
3 Jack Dugan	72	16	35	51	2020-22
4 Paul Cotter	97	24	26	50	2020-22
5 Gage Quinney	57	22	18	40	2020-22
Daniil Miromanov	59	11	29	40	2020-22
Jonas Rondbjerg	77	20	20	40	2020-22
8 Jake Leschyshyn	73	20	18	38	2020-22
9 Danny O'Regan	37	16	21	37	2020-21
10 Lucas Elvenes	57	8	26	34	2020-22

**ALL-TIME REGULAR SEASON GOALTENDING LEADERS (WINS)**

Name	GP	W	L	OT/SOL	GAA	SV%	SO	Seasons
1 Logan Thompson	49	29	15	5	2.39	.931	4	2020-22
2 Jiri Patera	29	12	15	1	2.91	.905	1	2020-22
3 Isaiah Saville	8	6	1	0	2.05	.929	0	2021-22
Oscar Dansk	11	6	3	0	2.99	.902	1	2020-21
Dylan Ferguson	14	6	4	0	2.65	.913	2	2020-22



**Daniil Miromanov**

Daniil Miromanov emerged as one of Vegas's top prospects in 2021-22, collecting 40 points and a plus-11 rating in 53 games from the Henderson blue line. Miromanov also made his NHL debut with the Golden Knights last season, appearing in 11 games and registering one assist.

**HISTORY OF TEAM CAPTAINS**

2020-21	Patrick Brown, Ryan Murphy
2021-22	Brayden Pachal



**PLAYOFF FACTS**

Number participated in: .....2  
 Number of individual series won: .....1  
 Number of individual series lost: .....2  
 Total number of playoff games played: .....7  
 Games won: .....3  
 Games lost: .....4  
 Number of overtime games: .....1  
 Overtime games won: .....0  
 Overtime games lost: .....1  
 Number of games opponents shut out: .....0  
 Number of games shut out by opponents: .....0  
 Calder Cup Championships: .....0  
 Losing Finalist: .....0

**ALL-TIME PLAYOFF POINTS LEADERS**

Player	GP	G	A	PTS	Seasons
1 Danny O'Regan	5	3	3	6	2020-21
2 Dylan Sikura	3	3	2	5	2020-21
3 Jack Dugan	5	3	1	4	2020-21
4 Cody Glass	2	0	3	3	2020-21
Maxim Marushev	6	1	2	3	2020-22
Paul Cotter	6	1	2	3	2020-22
Pavel Dorofeyev	7	3	0	3	2020-22
8 several players tied at				2	

**ALL-TIME PLAYOFF INDIVIDUAL PLAYER RECORDS**

**PLAYERS**

Most points in one playoff .....6..... Danny O'Regan, 2021  
 Most points in one playoff game .....4..... Dylan Sikura, 5/27/21 vs. BAK (2-2)  
 Most goals in one playoff .....3..... Danny O'Regan, 2021  
 Dylan Sikura, 2021  
 Jack Dugan, 2021  
 Most goals in one playoff game .....3..... Jack Dugan, 5/21/21 vs. SJ  
 Most assists in one playoff .....3..... Danny O'Regan, 2021  
 Cody Glass, 2021  
 Most assists in one playoff game .....2..... Brayden Pachal, 5/21/21 vs. SJ  
 Dylan Sikura, 5/27/21 vs. BAK  
 Cody Glass, 5/27/21 vs. BAK  
 Most playoff games played all-time ...7..... several players tied

**GOALTENDERS**

Most playoff appearances all-time .....5..... Logan Thompson  
 Most wins in one playoff .....3..... Logan Thompson, 2021  
 Most losses in one playoff .....3..... Logan Thompson, 2021  
 Most shutouts in one playoff .....0  
 Lowest GAA in one playoff (min. 5 gms.) .....2.33..... Logan Thompson, 2021  
 Highest save percentage in one playoff  
 (min. 5 gms.) .....919..... Logan Thompson, 2021


**ALL-TIME PLAYOFF RESULTS**

Year	Round	Opponent	Result	GF	GA
2022	FR	Colorado	L, 0-2	4	10
2021	DF	Bakersfield	L, 1-2	10	9
	DSF	San Jose	W, 2-0	8	3



**Brayden Pachal**

Named captain of the Silver Knights at just 22 years of age, Brayden Pachal anchored Henderson's defensive corps in 2021-22, his third pro season. The Saskatchewan native made his NHL debut with the Golden Knights in March, skating in two games at Winnipeg and Minnesota.



**Dollar Loan Center**

The Dollar Loan Center is the home of the Henderson Silver Knights, as well as the Indoor Football League's Vegas Knight Hawks and the NBA G-League Ignite. Just minutes from the Las Vegas Strip, the arena opened in March 2022 and is the product of a public-private partnership between the City of Henderson and the Vegas Golden Knights. The Dollar Loan Center, operated by the Foley Entertainment Group, is a state-of-the-art entertainment venue which expands the vibrancy of The District, one of Henderson's premier dining, shopping, and entertainment destinations.



## EASTERN CONFERENCE, ATLANTIC DIVISION – 85TH SEASON

www.hersheybears.com [f](#) /hersheybears [t](#) @thehersheybears [i](#) thehersheybears



**John Lawn**

President/CEO, Hershey Entertainment & Resorts



**Bryan Helmer**

VP of Hockey Operations



**Todd Nelson**

Head Coach



**Washington Capitals**

NHL Affiliate

# HERSHEY BEARS

### PERSONNEL

President and Chief Executive Officer,  
Hershey Entertainment & Resorts ..... John Lawn  
Vice President of Hockey Operations ..... Bryan Helmer  
Head Coach ..... Todd Nelson  
Assistant Coach ..... Patrick Wellar  
Assistant Coach ..... Nick Bootland  
Associate Goaltending Coach ..... Juha Lehtola  
Video Coach ..... Adam Purner  
Manager of Wellness and Team Affairs ..... Dan Stuck  
Head Athletic Trainer ..... Brian Riedel  
Assistant Athletic Trainer ..... Shawn Fliszar  
Head Equipment Manager ..... Josh Carter  
Assistant Equipment Manager ..... Dillon Filepas  
Season Ticket Sales Manager ..... Matt Hawn  
Hockey Accountant ..... Marion Pearl  
Manager of Media Relations and Broadcasting ..... Zack Fisch  
Media Specialist ..... Jesse Liebman  
General Manager, Attractions and Entertainment ..... Vikki Hultquist  
Assistant General Manager, Entertainment ..... Heather Storm  
Managing Director of Sales and Partnerships ..... Brian Bucciarelli  
Marketing Coordinator ..... Meredith Bair  
Director of Event and Guest Services ..... Jen Alviani  
Director of Food and Beverage ..... Rob Gordon  
Corporate Partnerships ..... Will Alford  
Corporate Partnerships ..... Madison Lehman

Marketing Manager ..... Nate Heckrote  
Managing Director of Marketing ..... Brewer Lister  
Managing Director of Market Development ..... Lauren Turnbull  
Great Save Productions ..... Aaron Henry, Kevin Stith, Kyle Mace

### TEAM INFORMATION

Club Colors ..... Chocolate Brown and White  
Home Arena ..... GIANT Center  
Seating Capacity ..... 10,500  
Attendance Records ..... Game: 17,311 vs. WBS, 1/20/13 (outdoors)  
11,002 vs. Texas, 6/14/10 (playoffs)  
10,998 vs. Lehigh Valley, 4/18/15 (reg. season)  
Season: 392,005 – 2010-11  
Average: 10,046 – 2012-13  
Press Box Location ..... Top of 200 Level, bench side  
Flagship Radio Station ..... WFVY-FM 100.1/WTKT-AM 1460  
Affiliate Radio Stations ..... WOYK-AM 1350  
Sports Radio 98.9 (98.9 W255DJ)  
foxsports1460.com  
Capitals Radio 24/7  
Time Zone ..... Eastern

**Hershey Bears**  
550 West Hersheypark Drive  
Hershey, PA 17033  
Phone: (717) 534-3380

### MEDIA DIRECTORY

#### NEWSPAPER/WEB/WIRE

Harrisburg Patriot-News • Phone (717) 255-8446 • Contact: Christopher Hopkins (@chopkins44) • www.pennlive.com • @PennLive  
York Daily Record • Phone (717) 771-2000 • Contact: Randy Parker (@Rparker717) • www.ydr.com • @YDR  
Lebanon Daily News • Phone (717) 272-5611 • Contact: Pat Huggins (@phuggsports) • www.ldnews.com  
Lancaster Intelligencer Journal • Phone (717) 291-8666 • Contact: Tom Murse • www.lancasteronline.com  
Hummelstown Sun • Phone (717) 566-3251 • Contact: Drew Weidman (@Drew\_Weidman) • www.thesunontheweb.com  
Associated Press • Phone (717) 238-9413 • www.ap.org • @AP

#### TELEVISION

WHTM-TV (ABC) • Phone (717) 236-2727 • Contact: Allie Berube (@allieberube) • www.abc27.com  
WGAL-TV (NBC) • Phone (717) 393-5851 • Contact: Pat Principe (@PatPrincipeWGAL) • www.wgal.com  
WHP-TV (CBS) • Phone (717) 238-2100 • Contact: Joel D. Smith (@JoelDReports) • www.local21news.com  
WPMT-TV (FOX) • Phone (717) 814-5600 • Contact: Todd Sadowski (@ToddFox43) • www.fox43.com

#### RADIO

WFVY-FM 100.1 • Phone (717) 272-7651 • Contact: Tim Ritchie (@FroggyValley) • www.foreverlebanonvalley.com  
WTKT-AM 1460 • Phone (717) 540-8800 • Contact: Art Selby (@ASelby0372) • foxsports1460.iheart.com  
WOYK-AM 1350 • Phone (717) 801-4474 • Contact: Darrell Henry (@RevsPBP) • www.woyk1350.com  
Capitals Radio • Phone (888) 462-2775 • Contact: John Walton (@WaltonCaps) • www.nhl.com/capitals/multimedia/caps-radio-247





**2022-23 SCHEDULE (ALL TIMES LOCAL)**

Day	Date	Time	Opponent	Day	Date	Time	Opponent
Sat	10/15/22	7:00 PM	Utica	Sat	1/14/23	7:00 PM	Springfield
Sun	10/16/22	3:00 PM	Lehigh Valley	Fri	1/20/23	7:00 PM	@ Laval
Fri	10/21/22	7:00 PM	@ Charlotte	Sat	1/21/23	7:05 PM	@ Belleville
Sat	10/22/22	6:00 PM	@ Charlotte	Wed	1/25/23	7:05 PM	@ Lehigh Valley
Fri	10/28/22	7:00 PM	@ Hartford	Sat	1/28/23	7:05 PM	@ Lehigh Valley
Sat	10/29/22	7:00 PM	W-B/Scranton	Sun	1/29/23	3:00 PM	Bridgeport
Sun	10/30/22	5:00 PM	Lehigh Valley	Wed	2/1/23	7:05 PM	@ Lehigh Valley
Sat	11/5/22	6:05 PM	@ W-B/Scranton	Fri	2/3/23	7:00 PM	@ Bridgeport
Sun	11/6/22	4:30 PM	W-B/Scranton	Sat	2/4/23	7:00 PM	Lehigh Valley
Fri	11/11/22	7:00 PM	Bridgeport	Fri	2/10/23	7:00 PM	@ Utica
Sat	11/12/22	7:00 PM	Bridgeport	Sat	2/11/23	7:00 PM	Hartford
Sun	11/13/22	5:00 PM	Laval	Wed	2/15/23	7:05 PM	@ W-B/Scranton
Fri	11/18/22	7:05 PM	@ W-B/Scranton	Sat	2/18/23	4:00 PM	@ Charlotte
Sat	11/19/22	7:00 PM	Hartford	Sun	2/19/23	4:00 PM	@ Charlotte
Sun	11/20/22	4:30 PM	Hartford	Sat	2/25/23	7:00 PM	Lehigh Valley
Wed	11/23/22	7:05 PM	@ Springfield	Sun	2/26/23	3:00 PM	Belleville
Fri	11/25/22	7:00 PM	@ Hartford	Wed	3/1/23	7:00 PM	W-B/Scranton
Sat	11/26/22	7:00 PM	@ Hartford	Fri	3/3/23	7:00 PM	Toronto
Tue	11/29/22	7:00 PM	W-B/Scranton	Sat	3/4/23	7:00 PM	Providence
Wed	11/30/22	7:05 PM	@ Lehigh Valley	Sat	3/11/23	7:05 PM	@ Providence
Sun	12/4/22	3:00 PM	W-B/Scranton	Sun	3/12/23	3:05 PM	@ Providence
Tue	12/6/22	7:00 PM	Charlotte	Wed	3/15/23	7:05 PM	@ Lehigh Valley
Fri	12/9/22	7:00 PM	@ Bridgeport	Fri	3/17/23	7:05 PM	@ Lehigh Valley
Sat	12/10/22	7:00 PM	Cleveland	Sat	3/18/23	7:00 PM	Rochester
Sun	12/11/22	5:00 PM	Cleveland	Fri	3/24/23	7:05 PM	@ Rochester
Fri	12/16/22	7:05 PM	@ W-B/Scranton	Sat	3/25/23	7:00 PM	@ Syracuse
Sat	12/17/22	6:05 PM	@ W-B/Scranton	Sun	3/26/23	5:00 PM	Lehigh Valley
Sun	12/18/22	5:00 PM	Lehigh Valley	Wed	3/29/23	11:00 AM	@ Toronto
Wed	12/21/22	7:05 PM	@ Lehigh Valley	Sat	4/1/23	6:00 PM	@ Cleveland
Tue	12/27/22	7:05 PM	@ W-B/Scranton	Sun	4/2/23	12:00 PM	@ Cleveland
Wed	12/28/22	7:00 PM	Providence	Wed	4/5/23	7:05 PM	@ Providence
Sat	12/31/22	5:00 PM	Providence	Fri	4/7/23	7:05 PM	@ Springfield
Sat	1/7/23	7:00 PM	Charlotte	Sat	4/8/23	7:00 PM	Charlotte
Sun	1/8/23	5:00 PM	Syracuse	Tue	4/11/23	7:00 PM	Charlotte
Wed	1/11/23	7:00 PM	W-B/Scranton	Fri	4/14/23	7:00 PM	@ Bridgeport
Fri	1/13/23	7:00 PM	Springfield	Sat	4/15/23	7:00 PM	Lehigh Valley



**Lucas Johansen**

After being limited to just 14 total games over his previous two seasons due to injuries, Lucas Johansen put himself back on the map in 2021-22, winning Hershey's team award as the club's best defenseman and notching 28 points (8g, 20a) in 62 games. The 2016 first-rounder of Washington posted an assist in his NHL debut on Dec. 31, 2021, at Detroit.



**Mason Morelli**

After posting no goals in his first 24 games for the Bears, winger Mason Morelli enjoyed a breakout season for the Chocolate and White, tallying 33 points (12g, 21a) in 68 games with the club in 2021-22. He struck for a pair of overtime winners for Hershey, and also added an assist in three Calder Cup Playoff games.

**IN THE SYSTEM**

- Vincent Iorio (D), 6-4, 200 lbs., shoots right. Born 11/14/02, Coquitlam, B.C.  
Last year's team: Brandon (WHL) 60gp, 11+33=44pts.
- Hendrix Lapierre (C), 6-0, 180 lbs., shoots left. Born 2/9/02, Gatineau, Que.  
Last year's teams: Acadie-Bathurst (QMJHL) 40gp, 21+30=51pts... Washington (NHL) 6gp, 1+0=1pts.
- Aliaksei Protas (C), 6-6, 225 lbs., shoots left. Born 1/6/01, Vitebsk, Belarus  
Last year's teams: Hershey (AHL) 42gp, 8+16=24pts... Washington (NHL) 33gp, 3+6=9pts.
- Henry Rybinski (RW), 6-1, 172 lbs., shoots right. Born 6/26/01, Vancouver, B.C.  
Last year's team: Seattle (WHL) 47gp, 21+44=65pts.
- Hunter Shepard (G), 6-0, 215 lbs., catches left. Born 11/7/95, Cohasset, Minn.  
Last year's teams: Hershey (AHL) 9gp, 5-3-0, 2.06gaa, .922sv%... South Carolina (ECHL) 23gp, 12-9-2, 2.88gaa, .917sv%

**DID YOU KNOW?**

With a 4-3 overtime win at Bridgeport on Apr. 5, 2022, the Bears joined the NHL's Montreal Canadiens, Boston Bruins, Toronto Maple Leafs and Detroit Red Wings as the only pro hockey franchises to reach 3,000 regular-season victories.





**ALL-TIME REGULAR SEASON TEAM RECORDS**

Division championships (regular season).....	20.....	1938-39, 1942-43, 1943-44, 1946-47, 1951-52, 1957-58, 1966-67, 1967-68, 1968-69, 1975-76, 1980-81, 1985-86, 1987-88, 1993-94, 2006-07, 2008-09, 2009-10, 2014-15, 2015-16, 2020-21
Overall regular season championships.....	8.....	1942-43, 1957-58, 1980-81, 1985-86, 1987-88, 2006-07, 2009-10, 2020-21
Highest points percentage in one season.....	.769.....	2009-10 (60-17-0-3)
Lowest points percentage in one season.....	.344.....	1955-56 (19-39-6)
Most wins in one season.....	60.....	2009-10 (AHL record)
Most losses in one season (L+OTL).....	44.....	1977-78
Most ties in one season.....	16.....	1969-70
Most shootout losses in one season.....	10.....	2005-06
Most goals per game scored in one season.....	4.51.....	1988-89
Fewest goals per game scored in one season.....	2.50.....	2001-02
Most goals per game allowed in one season.....	4.80.....	1983-84
Fewest goals per game allowed in one season.....	2.04.....	1938-39
Most penalty minutes in one season.....	2,872.....	1986-87
Longest winning streak overall.....	12 games.....	12/12/09-1/9/10
Longest winning streak at home.....	24 games.....	11/29/09-3/19/10 (AHL record)
Longest winning streak on road.....	8 games.....	10/28/64-12/6/64 2/22/02-3/31/02 10/7/06-11/11/06
Longest undefeated streak overall.....	15 games.....	11/11/42-12/13/42 (11-0-4)
Longest undefeated streak at home.....	24 games.....	11/29/09-3/19/10 (24-0-0-0; ties AHL record)
Longest undefeated streak on road.....	8 games.....	12/12/98-1/22/99 (5-0-3) 12/11/99-1/9/00 (7-0-1) 2/22/02-3/31/02 (8-0-0) 10/7/06-11/11/06 (8-0-0)
Longest points streak overall.....	17 games.....	1/12/19-2/23/19 (16-0-0-1)
Longest points streak at home.....	25 games.....	11/28/09-3/19/10 (24-0-0-1)
Longest points streak on road.....	10 games.....	10/29/05-12/9/05 (6-0-2-2)
Longest losing streak (L+OTL) overall.....	12 games.....	12/28/01-1/18/02
Longest losing streak (L+OTL) at home.....	8 games.....	11/23/93-2/20/93
Longest losing streak (L+OTL) on road.....	13 games.....	11/24/00-1/26/01
Longest winless streak overall.....	16 games.....	12/28/01-1/25/02 (0-14-2)
Longest winless streak at home.....	13 games.....	12/30/92-2/20/93 (0-10-3)
Longest winless streak on road.....	18 games.....	1/9/70-3/15/70 (0-9-9)

**ALL-TIME REGULAR SEASON INDIVIDUAL PLAYER RECORDS**

**PLAYERS**

Most points in one season.....	124.....	Tim Tookey, 1986-87
Most goals in one season.....	60.....	Alexandre Giroux, 2008-09
Most assists in one season.....	89.....	George "Red" Sullivan, 1953-54
Most penalty minutes in one season.....	432.....	Steve Martinson, 1985-86
Most power-play goals in one season.....	27.....	Mitch Lamoureux, 1993-94 (ties AHL record)
Most shorthanded goals in one season.....	6.....	Don Seiling, 1973-74
Most game-winning goals in one season.....	13.....	Dunc Fisher, 1953-54
Most points in one game.....	8.....	Mark Lofthouse, 2/7/81 vs. ROC (4-4)
Most goals in one game.....	5.....	Andre Deschamps, 3/12/76 vs. BAL
Most assists in one game.....	7.....	Mitch Lamoureux, 11/21/87 vs. BAL

**GOALTENDERS**

Most appearances in one season.....	70.....	Gord Henry, 1950-51
Most wins in one season.....	38.....	Gord Henry, 1950-51
Most losses in one season.....	35.....	Gord Henry, 1949-50
Most ties/OT/shootout losses in one season.....	13.....	Gord Henry, 1947-48
Most shutouts in one season.....	7.....	Alfie Moore, 1938-39 Nick Damore, 1944-45
Lowest GAA in one season (min. 25 gms.).....	1.98.....	Alfie Moore, 1938-39
Highest save percentage in one season (min. 25 gms.).....	.932.....	Tom Lawson, 2003-04 (.9322) Braden Holtby, 2012-13 (.9319)

**ALL-TIME REGULAR SEASON POINTS LEADERS**

Name	GP	G	A	PTS	Seasons
1 Mike Nykoluk	972	172	636	808	1958-72
2 Tim Tookey	529	251	442	693	81-82, 85-87, 89-94
3 Arnie Kullman	753	253	366	619	1948-60
4 Gil Gilbert	551	206	389	595	1965-72
5 Chris Bourque	604	196	390	586	05-10, 11-12, 15-18
6 Willie Marshall	439	226	344	570	56-58, 59-63
7 Dunc Fisher	511	260	301	561	1952-60
8 Roger DeJordy	531	222	226	448	1962-70
Mitch Lamoureux	413	194	254	448	86-89, 93-95, 97-99
10 Frank Mario	453	143	281	424	41-42, 45-52

**ALL-TIME REGULAR SEASON GOALTENDING LEADERS (WINS)**

Name	GP	W	L	T/SOL	GAA	SV%	SO	Seasons
1 Gordon "Red" Henry	510	226	231	52	3.59	n/a	18	1944-55
2 Nick Damore	365	190	130	44	2.96	n/a	29	1939-46
3 Andre Gill	309	139	112	46	3.08	n/a	12	1962-72
4 Bobby Perreault	279	135	113	22	2.86	n/a	21	1957-62
5 Frederic Cassivi	246	113	92	25	2.75	.909	9	99-02, 05-08



**Zach Fucale**

Coming off a 2020-21 season that saw him win the Harry "Hap" Holmes Trophy, Zach Fucale rewrote the record books in 2021-22. With Washington, he set an NHL record for the longest streak to begin a career without allowing a goal (138:07), and he became the first goaltender in the Bears' 84-year history to record three straight shutout victories.

**DID YOU KNOW?**

Forward **Joe Snively** collected points in 14 straight home games for the Bears last season, finding the scoresheet from Nov. 14, 2021 to Jan. 25, 2022, when he was called up by the NHL's Washington Capitals. His streak tied a club record, previously set by **Alexandre Giroux**.

**HISTORY OF TEAM CAPTAINS**

1938-39	Sammy McManus	1985-87	Don Nachbaur
1939-43	Wally Kilrea	1987-93	Dave Fenyves
1943-44	Hank Lauzon, Pat Patterson (co-captains)	1994-95	Stewart Malgunas
1944-45	Peggy O'Neill	1995-96	Shawn McCosh
1946-47	Harvey Bennett	1996-97	Mike Hartman
1947-48	Gordie Bruce	1996-98	Mike McHugh
1948-49	Herb Cain	1998-2001	Brad Larsen
1950-52	Frank Mario	2001-02	Kelly Fairchild
1957-59	Obie O'Brien	2002-03	Brent Thompson
1960-61	Myron Stankiewicz	2003-04	D.J. Smith
1962-63	Barry Ashbee, Marc Reaume (co-captains)	2004-05	Brett Clark
1967-71	Mike Nykoluk	2005-06	Boyd Kane
1972-74	Ralph Keller	2006-07	Lawrence Nycholat; Dean Arsene, Alexandre Giroux (co-captains)
1974-75	Billy Inglis	2007-08	Quintin Laing, Dean Arsene
1975-76	Steve Cardwell	2008-10	Bryan Helmer
1977-78	Steve Andrascik	2010-11	Andrew Joudrey
1979-80	Bob Bilodeau	2011-13	Boyd Kane
1981-83	Tony Cassolato	2013-14	Dane Byers
1983-84	Jay Johnston	2014-15	Dane Byers, Steve Oleksy
1984-85	Steve Smith	2015-18	Garrett Mitchell
		2018-20	none
		2020-22	Matt Moulson

**RETIRED NUMBERS**

#3	Frank Mathers, Ralph Keller
#8	Mike Nykoluk
#9	Arnie Kullman, Tim Tookey
#16	Willie Marshall, Mitch Lamoureux



**Garrett Pilon**

In his fourth season with Hershey, Garrett Pilon posted a career-best 42 points in 2021-22, tallying 17 goals and 25 assists. He also skated in two NHL games with the Washington Capitals, scoring his first NHL goal on Nov. 16, 2021, at Anaheim.



**GIANT Center**

The 10,500-seat GIANT Center, which has hosted five Calder Cup Finals and the 2011 AHL All-Star Classic in its history, has been home to the Hershey Bears since 2002. The arena also hosts an impressive lineup of star-studded performances including concerts, professional ice shows and family events.



TM





## WESTERN CONFERENCE, CENTRAL DIVISION – 10TH SEASON

www.iowawild.com  /iawild  @iawild  iowawild



# IOWA WILD



**Michael Murray**  
General Manager



**Todd Frederickson**  
President



**Tim Army**  
Head Coach



**Minnesota Wild**  
NHL Affiliate

### PERSONNEL

General Manager.....Michael Murray  
 President/Governor.....Todd Frederickson  
 Head Coach.....Tim Army  
 Assistant Coach.....Nate DiCasmirro  
 Assistant Coach.....Nolan Yonkman  
 Video Coach.....Keith Paulsen  
 Goaltending Coach.....Richard Bachman  
 Head Athletic Trainer.....Dan Barker, ATC  
 Assistant Athletic Trainer.....Dylan Taylor, ATC  
 Head Equipment Manager.....Richard Krouse  
 Assistant Equipment Manager.....Gavin Bechtol  
 Strength and Conditioning.....Andrew Kacsor  
 Vice President, Business Operations.....Allie Brown  
 Senior Director, Sales.....Brent Arnold  
 Senior Director, Ticket Operations.....Lisa Rothlein  
 Director, Corporate Sales and Service.....John Savoia  
 Director, Business Development.....Kyle Weeden  
 Director, Marketing, Community Programs & Events.....Joey Goldstein  
 Director, Broadcasting & Team Services.....Ben Gislason  
 Manager, Media Relations.....Alec Lessner  
 Manager, Game Presentation.....Dylan Thomas  
 Manager, Promotions & Events.....Sophie McGovern  
 Manager, Merchandise and Business Operations.....Kelcee Kent  
 Manager, Group Sales.....Chase Tennant  
 Manager, Membership Services.....Colton Schroeder

Coordinator, Client Services.....Adrienne Beardsley  
 Marketing Coordinator.....Elyse Davis  
 Office Coordinator.....Allie Hartman  
 Account Executive, Group Sales.....Carter Zehr  
 Account Executive, Group Sales.....Logan Peralto  
 Graphic Designer.....Travis Green  
 Community Coordinator, Mascot.....Joe Picardi

### TEAM INFORMATION

Club Colors.....Green, Red, White, Gold  
 Home Arena.....Wells Fargo Arena  
 Seating Capacity.....8,356  
 Attendance Records.....Game: 13,503 vs. San Diego, 2/14/20  
 Season: 243,558 – 2018-19  
 Average: 6,409 – 2018-19  
 Press Box Location.....Section 216  
 Flagship Radio Station.....1460 KXNO  
 Time Zone.....Central (EST -1)

**Iowa Wild**  
 730 Third Street  
 Des Moines, IA 50309  
 Phone: (515) 564-8700

### MEDIA DIRECTORY

#### NEWSPAPER/WEB/WIRE

Des Moines Register • Phone (515) 284-8000 • Contact: Zack Creglow (@zackcreglow), Tommy Birch (@TommyBirch) • Alyssa Hertel (@alysahertel) • www.desmoinesregister.com • @dmrsports  
 City View • Phone (515) 953-4822 • www.dmcityview.com • @dmcityview  
 Associated Press • Phone (515) 243-3281 • www.ap.org • @AP

#### TELEVISION

KCCI-TV 8 (CBS) • Phone (515) 247-8888 • Contact: Scott Reister (@scottreister), Jeff Dubrof (@jeffdubrofKCCI), Shannon Ehrhardt (@sehrhardtKCCI) • www.kcci.com • @kccinews  
 WHO-TV 13 (NBC) • Phone (515) 242-3500 • Contact: Keith Murphy (@murphykeith), John Sears (@johnsears), Mark Freund (@MarkFreundTV), Andy Fales (@andyfales) • www.whotv.com • @whohd  
 WOI-TV 5 (ABC) • Phone (515) 457-9645 • Contact: Reina Garcia (@ReinaGarciaTV), Jake Brend (@JakeBrendTV) • www.weareiowa.com • @weareiowa5news

#### RADIO

1460 AM KXNO (Clear Channel) • Phone (515) 245-8800 • Contact: Travis Justice (@traviscreates), Heather Burnside (@HeatherRadio), Sean Roberts (@Sean23Roberts), Ken Miller (@ImKenMiller), Trent Condon (@TrentCondon), Keith Murphy (@MurphyKeith), Andy Fales (@AndyFales), Ross Peterson (@RossPeterson\_), Andrew Downs (@AndrewCDowns) • www.kxno.com • @1460kxno  
 1700 AM The Champ (Cumulus) • Phone (515) 264-1700 • Contact: Gary Steenblock (@gary\_steenblock) • www.1700thechamp.com • @1700TheChamp



# IOWA WILD

## SEASON RESULTS

Season	Aff	Head Coach	GP	W	L	T	OTL	SOL	PTS	PCT	GF	GA	Finish	Playoff Result (W-L Record)
2013-14	MIN	Kurt Kleinendorst	76	27	36	--	7	6	67	.441	169	235	5th, Midwest (15)	Did not qualify
2014-15	MIN	Kurt Kleinendorst, John Torchetti	76	23	49	--	2	2	50	.329	172	245	5th, West (15)	Did not qualify
2015-16	MIN	John Torchetti, David Cunniff	76	24	41	--	5	6	59	.388	169	225	8th, Central	Did not qualify
2016-17	MIN	Derek Lalonde	76	36	31	--	7	2	81	.533	182	196	6th, Central	Did not qualify
2017-18	MIN	Derek Lalonde	76	33	27	--	10	6	82	.539	232	246	5th, Central	Did not qualify
2018-19	MIN	Tim Army	76	37	26	--	8	5	87	.572	242	230	3rd, Central	Lost Division Finals (5-6)
2019-20	MIN	Tim Army	63	37	18	--	4	4	82	.651	194	171	2nd, Central	Playoffs not held
2020-21	MIN	Tim Army	34	17	13	--	4	0	38	.559	107	113	4th, Central	Playoffs not held
2021-22	MIN	Tim Army	72	32	31	--	4	5	73	.507	202	209	6th, Central	Did not qualify
TOTALS			625	266	272	--	51	36	619	.495	1,669	1,870		

NOTE: 2014-15 – Kleinendorst (2-10-0-0), Torchetti (21-39-2-2)... 2015-16 – Torchetti (15-29-3-3), Cunniff (9-12-2-3).

## IN THE SYSTEM

- Calen Addison (D), 5-9, 170 lbs., shoots right. Born 4/11/00, Brandon, Man.  
Last year's teams: Iowa (AHL) 43gp, 7+27=34pts... Minnesota (NHL) 15gp, 2+2=4pts.
- Adam Beckman (LW), 6-1, 173 lbs., shoots left. Born 5/10/01, Saskatoon, Sask.  
Last year's teams: Iowa (AHL) 68gp, 11+23=34pts... Minnesota (NHL) 3gp, 0+1=1pt.
- Mitchell Chaffee (RW), 6-1, 197 lbs, shoots right. Born 1/26/98, Rockford, Mich.  
Last year's teams: Iowa (AHL) 49gp, 23+16=39pts... Minnesota (NHL) 2gp, 0+0=0pts.
- Marco Rossi (C), 5-9, 185 lbs, shoots left. Born 9/23/01, Feldkirch, Austria  
Last year's teams: Iowa (AHL) 63gp, 18+35=53pts... Minnesota (NHL) 2gp, 0+0=0pts.
- Nick Swaney (RW), 5-10, 178 lbs, shoots right. Born 9/9/97, Lakeville, Minn.  
Last year's team: Iowa (AHL) 62gp, 16+22=38pts.



**Marco Rossi**

The ninth overall pick in the 2020 NHL Draft, Marco Rossi had a dazzling rookie campaign for Iowa in 2021-22. The Austrian's 53 points (18g, 35a) set a Wild franchise rookie record, and placed him seventh among all AHL rookie skaters in scoring. Rossi also made his NHL debut with Minnesota, appearing in two games.



## 2022-23 SCHEDULE (ALL TIMES LOCAL)

Day	Date	Time	Opponent	Day	Date	Time	Opponent
Fri	10/14/22	7:00 PM	San Jose	Fri	1/20/23	7:00 PM	Milwaukee
Sat	10/15/22	6:00 PM	San Jose	Sat	1/21/23	6:00 PM	Milwaukee
Fri	10/21/22	7:00 PM	Texas	Tue	1/24/23	7:00 PM	Rockford
Sat	10/22/22	6:00 PM	Texas	Thu	1/26/23	7:00 PM	Coachella Valley
Sat	10/29/22	2:00 PM	@ Manitoba	Sat	1/28/23	6:00 PM	Coachella Valley
Sun	10/30/22	2:00 PM	@ Manitoba	Mon	1/30/23	7:00 PM	@ Texas
Thu	11/3/22	10:30 AM	Grand Rapids	Wed	2/1/23	7:00 PM	@ Texas
Fri	11/4/22	7:00 PM	Grand Rapids	Fri	2/3/23	7:00 PM	@ Rockford
Sun	11/6/22	4:00 PM	@ Rockford	Sat	2/4/23	7:00 PM	@ Rockford
Fri	11/11/22	7:00 PM	@ Milwaukee	Fri	2/10/23	7:00 PM	@ Chicago
Sat	11/12/22	7:00 PM	@ Chicago	Sat	2/11/23	6:00 PM	Chicago
Fri	11/18/22	7:00 PM	Milwaukee	Wed	2/15/23	7:00 PM	@ Manitoba
Sat	11/19/22	6:00 PM	@ Milwaukee	Fri	2/17/23	7:00 PM	@ Manitoba
Sun	11/20/22	3:00 PM	@ Chicago	Sun	2/19/23	3:00 PM	Rockford
Fri	11/25/22	7:05 PM	@ Colorado	Tue	2/21/23	7:00 PM	Chicago
Sat	11/26/22	3:05 PM	@ Colorado	Fri	2/24/23	7:00 PM	Rockford
Tue	11/29/22	7:00 PM	@ San Jose	Sat	2/25/23	7:00 PM	@ Rockford
Wed	11/30/22	7:00 PM	@ San Jose	Wed	3/1/23	10:30 AM	@ Milwaukee
Sat	12/3/22	6:00 PM	Chicago	Fri	3/3/23	7:00 PM	@ Grand Rapids
Sun	12/4/22	3:00 PM	Chicago	Sat	3/4/23	7:00 PM	@ Grand Rapids
Wed	12/7/22	7:00 PM	@ Grand Rapids	Tue	3/7/23	7:00 PM	@ Milwaukee
Fri	12/9/22	7:00 PM	@ Rockford	Sat	3/11/23	6:00 PM	Manitoba
Sat	12/10/22	7:00 PM	@ Rockford	Sun	3/12/23	3:00 PM	Manitoba
Tue	12/13/22	7:00 PM	Rockford	Wed	3/15/23	7:00 PM	@ Coachella Valley
Fri	12/16/22	7:00 PM	Texas	Fri	3/17/23	7:00 PM	@ Coachella Valley
Sat	12/17/22	6:00 PM	Texas	Sat	3/18/23	7:00 PM	@ San Diego
Wed	12/21/22	7:00 PM	Manitoba	Tue	3/21/23	7:00 PM	@ San Diego
Fri	12/23/22	7:00 PM	Manitoba	Fri	3/24/23	7:00 PM	Grand Rapids
Wed	12/28/22	6:00 PM	Colorado	Sat	3/25/23	12:00 PM	Grand Rapids
Fri	12/30/22	6:00 PM	Colorado	Sat	4/1/23	6:00 PM	San Diego
Tue	1/3/23	7:00 PM	@ Chicago	Sun	4/2/23	3:00 PM	San Diego
Sat	1/7/23	6:00 PM	Rockford	Fri	4/7/23	7:00 PM	Chicago
Sun	1/8/23	3:00 PM	Rockford	Sat	4/8/23	7:00 PM	@ Chicago
Wed	1/11/23	7:00 PM	@ Grand Rapids	Wed	4/12/23	7:00 PM	Milwaukee
Fri	1/13/23	7:00 PM	@ Grand Rapids	Sat	4/15/23	7:00 PM	@ Texas
Mon	1/16/23	2:00 PM	Grand Rapids	Sun	4/16/23	5:00 PM	@ Texas



**Zane McIntyre**

After signing with Minnesota in January 2022, Zane McIntyre took the reins as Iowa's primary starter the rest of the way. McIntyre posted a record of 19-14-3 with a 2.45 GAA, a .920 save percentage and two shutouts in 37 appearances with the Wild.



**ALL-TIME REGULAR SEASON TEAM RECORDS**

Division championships (regular season).....0  
 Overall regular season championships.....0  
 Highest points percentage in one season......651.....2019-20 (37-18-4-4)  
 Lowest points percentage in one season......329.....2014-15 (23-49-2-2)  
 Most wins in one season .....37.....2018-19, 2019-20  
 Most losses in one season (L+OTL).....51.....2014-15  
 Most shootout losses in one season .....6 .....2013-14, 2015-16, 2017-18  
 Most goals per game scored in one season.....3.18.....2018-19  
 Fewest goals per game scored in one season.....2.22 .....2013-14, 2015-16  
 Most goals per game allowed in one season .....3.24 .....2017-18  
 Fewest goals per game allowed in one season.....2.58 .....2016-17  
 Most penalty minutes in one season .....1,221.....2013-14  
 Longest winning streak overall .....8 games.....1/24/20-2/14/20  
 Longest winning streak at home.....10 games...1/18/20-2/14/20  
 Longest winning streak away.....9 games.....1/7/17-2/4/17  
 Longest points streak overall .....11 games.....1/18/17-2/11/17 (7-0-3-1)  
 1/18/20-2/14/20 (10-0-0-1)  
 Longest points streak at home .....9 games.....1/19/19-3/15/19 (7-0-1-1)  
 Longest points streak away.....9 games.....1/7/17-2/4/17 (9-0-0-0)  
 11/2/18-12/1/18 (6-0-1-2)  
 Longest losing streak (L+OTL) overall .....9 games .....11/8/15-11/28/15  
 Longest losing streak (L+OTL) at home.....8 games.....11/2/13-11/24/13  
 1/22/15-2/24/15  
 Longest losing streak (L+OTL) away.....6 games .....10/21/15-11/28/15  
 Longest winless streak overall .....13 games...11/1/15-11/29/15 (0-11-0-2)  
 Longest winless streak at home .....14 games...1/22/15-3/28/15 (0-12-1-1)  
 Longest winless streak away.....7 games .....10/21/15-11/29/15 (0-6-0-1)

**ALL-TIME REGULAR SEASON INDIVIDUAL PLAYER RECORDS**

**PLAYERS**

Most points in one season .....70.....Sam Anas, 2019-20  
 Most goals in one season.....39.....Gerry Mayhew, 2019-20  
 Most assists in one season .....51 .....Cal O'Reilly, 2018-19  
 Most penalty minutes in one season .....141.....Cody McLeod, 2021-22  
 Most power-play goals in one season.....17 .....Kyle Rau, 2018-19  
 Most shorthanded goals in one season.....3.....Nick Swaney, 2021-22  
 Most game-winning goals in one season ....10.....Gerry Mayhew, 2019-20  
 Most points in one game.....6.....Justin Kloos, 12/21/18 vs. STK (3-3)  
 Most goals in one game .....3.....several times; last:  
 Kyle Rau, 4/5/22 at TUC  
 Most assists in one game .....5.....Brennan Menell, 3/3/19 at ONT

**GOALTENDERS**

Most appearances in one season .....50.....Alex Stalock, 2016-17  
 Most minutes played in one season .....2,870.....Alex Stalock, 2016-17  
 Most wins in one season .....25.....Kaapo Kahkonen, 2019-20  
 Most losses in one season .....23.....John Curry, 2014-15  
 Most OT/shootout losses in one season .....8.....Alex Stalock, 2016-17  
 Kaapo Kahkonen, 2018-19  
 Most shutouts in one season .....7.....Kaapo Kahkonen, 2019-20  
 Lowest GAA in one season (min. 25 gms.).....2.07 .....Kaapo Kahkonen, 2019-20  
 Highest save percentage in one season  
 (min. 25 gms.) .....927 .....Kaapo Kahkonen, 2019-20

**HISTORY OF TEAM CAPTAINS**

2013-14 Jake Dowell  
 2014-15 Stephane Veilleux  
 2015-16 Maxime Fortunus  
 2016-17 Mike Weber  
 2017-19 Cal O'Reilly  
 2019-21 none  
 2021-22 Cody McLeod

**ALL-TIME REGULAR SEASON POINTS LEADERS**

Name	GP	G	A	PTS	Seasons
1 Kyle Rau	244	88	111	199	17-20, 21-22
2 Sam Anas	259	72	125	197	2016-20
3 Gerry Mayhew	228	97	81	178	2016-21
4 Zack Mitchell	250	66	66	132	2014-18
5 Cal O'Reilly	142	31	100	131	2017-19
6 Brennan Menell	199	15	101	116	2017-20
7 Mason Shaw	186	38	75	113	2017-22
8 Colton Beck	319	41	63	104	2015-20
9 Tyler Graovac	202	49	53	102	2013-17
10 Justin Kloos	119	32	49	81	2016-19

**ALL-TIME REGULAR SEASON GOALTENDING LEADERS (WINS)**

Name	GP	W	L	OT/SOL	GAA	SV%	SO	Seasons
1 Kaapo Kahkonen	73	42	20	11	2.45	.916	13	2018-20
2 Steve Michalek	69	32	26	9	2.81	.913	1	2015-18
3 Andrew Hammond	44	25	14	5	2.72	.909	6	18-19, 21-22
4 Alex Stalock	50	23	17	8	2.28	.926	4	2016-17
5 John Curry	60	20	32	3	2.66	.917	4	2013-15
Johan Gustafsson	74	20	43	4	3.21	.899	1	2013-15



**Dakota Mermis**

Dakota Mermis anchored the Iowa blue line in 2021-22, posting three goals and 21 assists for 24 points in 59 games played. The Alton, Ill., native served as an alternate captain for the Wild, and earned the AHL's 2022 Yanick Dupré Memorial Award for his outstanding community service.

# DID YOU KNOW?

The Wild are celebrating their 10th-anniversary season in 2022-23.



**PLAYOFF FACTS**

Number participated in: ..... 1  
 Number of individual series won: ..... 1  
 Number of individual series lost: ..... 1  
 Total number of playoff games played: ..... 11  
 Games won: ..... 5  
 Games lost: ..... 6  
 Number of overtime games: ..... 2  
 Overtime games won: ..... 0  
 Overtime games lost: ..... 2  
 Number of games opponents shut out: ..... 2  
 Number of games shut out by opponents: ..... 0  
 Calder Cup Championships: ..... 0  
 Losing Finalist: ..... 0

**ALL-TIME PLAYOFF POINTS LEADERS**

	Player	GP	G	A	PTS	Seasons
1	Gerald Mayhew	11	9	2	11	2018-19
2	Cal O'Reilly	11	3	6	9	2018-19
3	Luke Kunin	11	6	2	8	2018-19
	Matt Read	10	3	5	8	2018-19
5	Sam Anas	11	1	6	7	2018-19
6	Kyle Rau	11	4	2	6	2018-19
	Ryan Donato	11	2	4	6	2018-19
8	Will Bitten	11	0	5	5	2018-19
	Jordan Greenway	11	0	5	5	2018-19
10	Hunter Warner	11	1	3	4	2018-19
	Brennan Menell	11	0	4	4	2018-19

**ALL-TIME PLAYOFF INDIVIDUAL PLAYER RECORDS**

**PLAYERS**

Most points in one playoff ..... 11 ..... Gerald Mayhew, 2019  
 Most points in one playoff game ..... 3 ..... Ryan Donato, 4/23/19 vs. MIL (0-3)  
 Most goals in one playoff ..... 9 ..... Gerald Mayhew, 2019  
 Most goals in one playoff game ..... 2 ..... several times; last:  
 Ryan Donato, 5/10/19 vs. CHI  
 Most assists in one playoff ..... 6 ..... Cal O'Reilly, 2019  
 Sam Anas, 2019  
 Most assists in one playoff game ..... 3 ..... Ryan Donato, 4/23/19 vs. MIL  
 Most playoff games played all-time ... 11 ..... several players tied

**GOALTENDERS**

Most playoff appearances all-time ..... 11 ..... Andrew Hammond  
 Most wins in one playoff ..... 5 ..... Andrew Hammond, 2019  
 Most losses in one playoff ..... 6 ..... Andrew Hammond, 2019  
 Most shutouts in one playoff ..... 2 ..... Andrew Hammond, 2019  
 Lowest GAA in one playoff (min. 5 gms.) ..... 2.46 ..... Andrew Hammond, 2019  
 Highest save percentage in one playoff  
 (min. 5 gms.) ..... 912 ..... Andrew Hammond, 2019

**ALL-TIME PLAYOFF RESULTS**

Year	Round	Opponent	Result	GF	GA
2022	DNQ				
2019	DF	Chicago Milwaukee	L, 2-4 W, 3-2	14	18
2018	DNQ				
2017	DNQ				
2016	DNQ				
2015	DNQ				
2014	DNQ				



**Mitchell Chaffee**

Mitchell Chaffee amplified his game in his sophomore professional season, finishing second on the Wild with 23 goals and totaling 39 points in 49 games. Chaffee's singular shining moment came on Jan. 29, 2022, against San Diego, when he scored a natural hat trick in the first period of a 6-1 Iowa victory.



**Wells Fargo Arena**

Wells Fargo Arena is a 17,000-seat venue that opened July 12, 2005. The arena has been a consistent top-100 concert facility as ranked by *Pollstar* magazine, and hosts the Iowa high school state wrestling and basketball tournaments annually. Wells Fargo Arena is home for the AHL's Iowa Wild, the G-League's Iowa Wolves, and the IFL's Iowa Barnstormers.



**EASTERN CONFERENCE, NORTH DIVISION – 6TH SEASON**

www.rocketlaval.com  /rocketlaval  @rocketlaval  rocketlaval



# LAVAL ROCKET



**Kent Hughes**  
General Manager,  
Montreal Canadiens



**John Sedgwick**  
Assistant General Manager,  
Montreal Canadiens



**Jean-Francois Houle**  
Head Coach



**Montreal Canadiens**  
NHL Affiliate

**PERSONNEL**

General Manager, Montreal Canadiens.....Kent Hughes  
 President, Sports and Entertainment,  
 Groupe CH.....France Margaret Belanger  
 Assistant General Manager, Montreal Canadiens ..... John Sedgwick  
 Senior Vice President, Sales and Development,  
 Montreal Canadiens.....Vincent Lucier  
 Vice President, Hockey Communications,  
 Montreal Canadiens.....Chantal Machabee  
 Head Coach .....Jean-Francois Houle  
 Assistant Coach.....Martin Laperriere  
 Assistant Coach.....Kelly Buchberger  
 Video Coach ..... Charles Juneau  
 Goaltending Coach .....Marco Marciano  
 Director of Player Development ..... Rob Ramage  
 Player Development Coach ..... Francis Bouillon  
 Player Development Consultant..... Marie-Philip Poulin  
 Head Equipment Manager.....Simon Payette  
 Assistant Equipment Manager.....Jean Huynh  
 Strength and Conditioning.....Stephane Gervais  
 Director, Marketing and Events.....Sebastien Vaillant  
 Production/Game Presentation Manager..... Rachel Gauthier  
 Manager, Sponsorship and Events ..... Sara Didillon  
 Coordinator, Sponsorship..... Jeremie Caron  
 Coordinator, Sponsorship.....Philippe Yannone  
 Senior Manager, Sales and Client Services .....Patrick Hum  
 Project Manager, Sales Support.....Jeremie Lalancette  
 Account Manager ..... Carl Aye  
 Account Manager ..... Francesco De Cotiis  
 Account Manager ..... Yannick Lareine

Account Manager ..... Marc-Antoine Lavigne  
 Account Manager ..... Ronald Vincelli  
 Graphic Designer ..... Vanessa Grenier  
 Coordinator, Graphic Design and Video .....Maxime Pigeon  
 Specialist, Digital Marketing and Advertising..... Hugo Talbot-Tassi  
 Social Media and Digital Content ..... Noah Goren  
 Coordinator, Content..... Veronique Prince  
 Coordinator, Hockey Communications and  
 Community Relations.....Frederique Collettere  
 Team Services Coordinator .....Carl Gagnon  
 Director of Operations, Place Bell.....Claude Robert

**TEAM INFORMATION**

Club Colors ..... Blue, White, Red  
 Home Arena ..... Place Bell  
 Seating Capacity ..... 10,043  
 Attendance Records..... Game: 10,068 vs. Toronto, 2/22/20  
 Season: 254,251– 2017-18  
 Average: 6,691 – 2017-18  
 Press Box Location ..... 4th floor, Level 200  
 Flagship Radio Station ..... 91.9 Sports  
 Flagship TV Station..... RDS  
 Time Zone..... Eastern

**Laval Rocket**  
 1950 rue Claude-Gagne  
 Laval, QC H7N 5H9  
 Phone: (855) 595-2200

**MEDIA DIRECTORY**

**NEWSPAPER/WEB/WIRE**

La Presse • Phone (514) 285-7000 • Contact: Jean-Francois Tremblay • www.lapresse.ca • @LP\_LaPresse  
 Journal de Montreal • Phone (514) 521-4545 • Contact: Denis Poissant • www.journaldemontreal.com • @JdeMontreal  
 Montreal Gazette • Phone (514) 987-2222 • Contact: Dave Peters • www.montrealgazette.com • @mtlgazette  
 Courrier Laval • Phone (450) 667-4360 • Contact: Benoit Leblanc • www.courrierlaval.com • @LeCourrierLaval  
 The Suburban • Phone (514) 484-1107 • Contact: Mark Lidbetter • www.thesuburban.com  
 Canadian Press • Phone (514) 985-7240 • Contact: Mike Koreen • www.thecanadianpress.com • @CdnPress  
 Presse Canadienne • Phone (514) 985-7237 • Contact: Marc Delbes • www.lapressecanadienne.com • @PresseCan

**TELEVISION**

RDS • Phone (514) 599-2244 • Contact: Charles Perreault, Tony Morello • www.rds.ca • @RDSca  
 TVA Sports • Phone (514) 526-9251 • Contact: Louis-Philippe Neveu • www.tvsports.ca • @TVASports

**RADIO**

91.9 Sports • Phone (514) 871-0919 • Contact: Stephan Rene • www.919sport.ca • @919sports  
 TSN 690 • Phone (514) 599-2244 • Contact: Chris Bury • www.tsn.ca/radio/montreal-690 • @TSN690  
 98.5 FM • Phone (514) 790-9850 • Contact: Michel Tremblay • www.985fm.ca





**SEASON RESULTS**

Season	Aff	Head Coach	GP	W	L	T	OTL	SOL	PTS	PCT	GF	GA	Finish	Playoff Result (W-L Record)
2017-18	MTL	Sylvain Lefebvre	76	24	42	--	7	3	58	.382	206	281	7th, North	Did not qualify
2018-19	MTL	Joel Bouchard	76	30	34	--	6	6	72	.474	195	231	7th, North	Did not qualify
2019-20	MTL	Joel Bouchard	62	30	24	--	5	3	68	.548	183	182	6th, North	Playoffs not held
2020-21	MTL	Joel Bouchard	36	23	9	--	3	1	50	.694	113	87	1st, Canadian	Playoffs not held
2021-22	MTL	Jean-Francois Houle	72	39	26	--	5	2	85	.590	246	231	3rd, North	Lost Conference Finals (9-6)
<b>TOTALS</b>			<b>322</b>	<b>146</b>	<b>135</b>	<b>--</b>	<b>26</b>	<b>15</b>	<b>333</b>	<b>.517</b>	<b>943</b>	<b>1,012</b>		

**IN THE SYSTEM**

- Lucas Condotta (LW), 6-1, 209 lbs., shoots left. Born 11/6/97, Georgetown, Ont. Last year's teams: UMass-Lowell (NCAA) 33gp, 10+13=23pts... Laval (AHL) 7gp, 0+1=1pt.
- Gianni Fairbrother (D), 6-1, 200 lbs., shoots left. Born 9/30/00, North Vancouver, B.C. Last year's team: Laval (AHL) 25gp, 1+6=7pts.
- Rafael Harvey-Pinard (LW), 5-9, 173 lbs., shoots left. Born 1/6/99, Jonquiere, Que. Last year's teams: Laval (AHL) 69gp, 21+35=56pts... Montreal (NHL) 4gp, 1+0=1pt.
- Emil Heineman (RW), 6-1, 185 lbs., shoots left. Born 11/16/01, Leksand, Sweden Last year's team: Leksands IF (Swe.) 38gp, 11+5=16pts.
- Jesse Ylonen (RW), 6-1, 173 lbs., shoots right. Born 10/3/99, Espoo, Finland Last year's teams: Laval (AHL) 52gp, 14+22=36pts... Montreal (NHL) 14gp, 2+3=5pts.

**2022-23 SCHEDULE (ALL TIMES LOCAL)**

Day	Date	Time	Opponent	Day	Date	Time	Opponent
Fri	10/14/22	7:00 PM	Belleville	Fri	1/13/23	7:00 PM	@ Syracuse
Sat	10/15/22	7:05 PM	@ Belleville	Sat	1/14/23	4:00 PM	Cleveland
Wed	10/19/22	7:00 PM	Springfield	Wed	1/18/23	7:05 PM	@ Rochester
Fri	10/21/22	7:05 PM	@ W-B/Scranton	Fri	1/20/23	7:00 PM	Hershey
Sat	10/22/22	7:00 PM	@ Bridgeport	Sat	1/21/23	3:00 PM	Toronto
Wed	10/26/22	7:00 PM	Belleville	Wed	1/25/23	7:00 PM	Belleville
Fri	10/28/22	7:00 PM	Rochester	Fri	1/27/23	7:00 PM	@ Cleveland
Sat	10/29/22	3:00 PM	Rochester	Sat	1/28/23	7:00 PM	@ Toronto
Wed	11/2/22	7:00 PM	Toronto	Fri	2/3/23	7:00 PM	@ Toronto
Fri	11/4/22	7:00 PM	Toronto	Sat	2/4/23	4:00 PM	@ Toronto
Sat	11/5/22	3:00 PM	Lehigh Valley	Fri	2/10/23	7:00 PM	Syracuse
Fri	11/11/22	7:00 PM	@ Utica	Sat	2/11/23	7:00 PM	Utica
Sat	11/12/22	7:05 PM	@ Lehigh Valley	Fri	2/17/23	7:05 PM	@ Belleville
Sun	11/13/22	5:00 PM	@ Hershey	Sat	2/18/23	7:05 PM	@ Belleville
Wed	11/16/22	7:00 PM	Abbotsford	Mon	2/20/23	3:05 PM	@ Belleville
Fri	11/18/22	7:00 PM	Cleveland	Fri	2/24/23	7:05 PM	@ Rochester
Sat	11/19/22	3:00 PM	Cleveland	Sat	2/25/23	4:00 PM	@ Toronto
Wed	11/23/22	7:00 PM	Abbotsford	Wed	3/1/23	7:00 PM	Rochester
Fri	11/25/22	7:05 PM	@ Belleville	Fri	3/3/23	7:00 PM	Rochester
Sat	11/26/22	7:05 PM	@ Belleville	Sat	3/4/23	7:00 PM	Rockford
Wed	11/30/22	7:00 PM	@ Utica	Wed	3/8/23	7:00 PM	Belleville
Sat	12/3/22	7:00 PM	@ Abbotsford	Fri	3/10/23	7:00 PM	@ Syracuse
Sun	12/4/22	4:00 PM	@ Abbotsford	Sat	3/11/23	7:05 PM	@ Springfield
Fri	12/9/22	7:00 PM	Belleville	Wed	3/15/23	7:05 PM	@ Rochester
Sat	12/10/22	3:00 PM	Belleville	Fri	3/17/23	7:00 PM	@ Rochester
Wed	12/14/22	7:00 PM	@ Utica	Sat	3/18/23	3:00 PM	Utica
Sat	12/17/22	12:00 PM	@ Cleveland	Wed	3/22/23	7:00 PM	Bridgeport
Sun	12/18/22	6:00 PM	@ Cleveland	Fri	3/24/23	7:00 PM	Milwaukee
Wed	12/21/22	7:00 PM	@ Syracuse	Sun	3/26/23	2:00 PM	@ Manitoba
Fri	12/23/22	7:00 PM	W-B/Scranton	Tue	3/28/23	7:00 PM	@ Manitoba
Wed	12/28/22	7:00 PM	Syracuse	Fri	3/31/23	7:00 PM	@ Rockford
Fri	12/30/22	7:00 PM	Syracuse	Sat	4/1/23	6:00 PM	@ Milwaukee
Wed	1/4/23	7:00 PM	Manitoba	Fri	4/7/23	7:00 PM	Cleveland
Fri	1/6/23	7:00 PM	Manitoba	Sat	4/8/23	7:00 PM	@ Syracuse
Sun	1/8/23	4:00 PM	@ Toronto	Wed	4/12/23	7:00 PM	Toronto
Wed	1/11/23	7:05 PM	@ Rochester	Fri	4/14/23	7:00 PM	Syracuse



**Rafael Harvey-Pinard**

Montreal's seventh-round selection in the 2019 NHL Draft, Rafael Harvey-Pinard had an outstanding second pro season in 2021-22, recording a team-high 56 points in 69 games for the Rocket. Harvey-Pinard also scored a goal in his NHL debut with the Canadiens, and went on to post five goals and five assists during the Calder Cup Playoffs.



**DID YOU KNOW?**

The Laval Rocket made their first-ever postseason appearance in 2022 and advanced all the way to the Eastern Conference Finals before losing in seven games to Springfield.



**ALL-TIME REGULAR SEASON TEAM RECORDS**

Division championships (regular season).....	1	.....	2020-21
Overall regular season championships.....	0		
Highest points percentage in one season.....	.694	.....	2020-21 (23-9-3-1)
Lowest points percentage in one season.....	.382	.....	2017-18 (24-42-7-3)
Most wins in one season .....	39	.....	2021-22
Most losses in one season (L+OTL).....	49	.....	2017-18
Most shootout losses in one season.....	6	.....	2018-19
Most goals per game scored in one season.....	3.42	.....	2021-22
Fewest goals per game scored in one season.....	2.57	.....	2018-19
Most goals per game allowed in one season.....	3.70	.....	2017-18
Fewest goals per game allowed in one season.....	2.42	.....	2020-21
Most penalty minutes in one season .....	1,099	.....	2017-18
Longest winning streak overall .....	6 games.....	10/26/19-11/9/19	
		3/14/21-3/23/21	
Longest winning streak at home.....	9 games.....	12/3/21-2/25/22	
Longest winning streak away.....	9 games.....	3/26/21-5/11/21	
Longest points streak overall .....	12 games.....	3/14/21-4/4/21 (11-0-0-1)	
Longest points streak at home .....	9 games.....	12/3/21-2/25/22 (9-0-0-0)	
Longest points streak away.....	14 games.....	3/18/21-5/11/21 (13-0-0-1)	
Longest losing streak (L+OTL) overall .....	9 games.....	3/17/18-4/6/18	
Longest losing streak (L+OTL) at home.....	6 games.....	3/10/18-end of season	
Longest losing streak (L+OTL) away.....	6 games.....	11/10/18-12/7/18	
		1/25/19-2/13/19	
Longest winless streak overall .....	12 games.....	3/17/18-end of season (0-10-1-1)	
Longest winless streak at home .....	6 games.....	11/17/17-12/9/17 (0-4-1-1)	
		3/10/18-end of season (0-5-1-0)	
Longest winless streak away.....	8 games .....	1/19/20-2/16/20 (0-6-1-1)	

**ALL-TIME REGULAR SEASON INDIVIDUAL PLAYER RECORDS**

**PLAYERS**

Most points in one season .....	71	.....	Chris Terry, 2017-18
Most goals in one season .....	32	.....	Chris Terry, 2017-18
Most assists in one season .....	48	.....	Matt Taormina, 2017-18
Most penalty minutes in one season .....	121	.....	Michael McCarron, 2017-18
Most power-play goals in one season.....	14	.....	Chris Terry, 2017-18
			Charles Hudon, 2019-20
Most shorthanded goals in one season.....	4	.....	Rafael Harvey-Pinard, 2021-22
Most game-winning goals in one season .....	8	.....	Jean-Sebastien Dea, 2021-22
Most points in one game .....	4	.....	several times; last: Rafael Harvey-Pinard, 4/6/22 vs ROC (1-3)
Most goals in one game .....	3	.....	several times; last: Joel Teasdale, 3/18/22 vs HFD
Most assists in one game .....	4	.....	Michael McCarron, 12/1/18 vs. UTI Alexandre Grenier, 3/16/19 at BEL

**GOALTENDERS**

Most appearances in one season.....	37	.....	Charlie Lindgren, 2017-18
Most minutes played in one season.....	2,161	.....	Charlie Lindgren, 2017-18
Most wins in one season .....	18	.....	Kevin Poulin, 2021-22
Most losses in one season .....	19	.....	Charlie Lindgren, 2017-18
Most OT/shootout losses in one season .....	9	.....	Charlie Lindgren, 2017-18
Most shutouts in one season .....	4	.....	Cayden Primeau, 2019-20
Lowest GAA in one season (min. 25 gms.).....	2.34	.....	Kevin Poulin, 2021-22
Highest save percentage in one season (min. 25 gms.).....	.920	.....	Kevin Poulin, 2021-22

**HISTORY OF TEAM CAPTAINS**

2017-18	Byron Froese
2018-19	Byron Froese, Xavier Ouellet
2019-22	Xavier Ouellet

**ALL-TIME REGULAR SEASON POINTS LEADERS**

Name	GP	G	A	PTS	Seasons
1 Alex Belzile	143	40	64	104	2018-22
2 Xavier Ouellet	166	27	70	97	2018-22
3 Jake Evans	118	27	56	83	2018-20
4 Lukas Vejdemo	174	35	42	77	2018-22
5 Rafael Harvey-Pinard	105	30	46	76	2020-22
6 Chris Terry	62	32	39	71	2017-18
7 Daniel Audette	127	27	41	68	2017-19
8 Michael McCarron	115	19	40	59	2017-20
9 Jesse Ylonen	81	23	30	53	2020-22
10 Matt Taormina	63	4	48	52	2017-18
Jean-Sebastien Dea	70	26	26	52	2021-22
Alexandre Alain	132	19	33	52	2018-20

**ALL-TIME REGULAR SEASON GOALTENDING LEADERS (WINS)**

Name	GP	W	L	OT/SOL	GAA	SV%	SO	Seasons
1 Cayden Primeau	82	44	27	6	2.58	.909	8	2019-22
2 Michael McNiven	82	31	35	8	3.00	.891	4	2017-22
3 Charlie Lindgren	89	28	40	17	3.06	.886	3	2017-21
4 Kevin Poulin	30	18	8	3	2.34	.920	2	2021-22
5 Zach Fucale	18	10	7	0	3.26	.890	0	2017-18



**Jesse Ylonen**

Montreal's second-round selection in the 2018 NHL Draft, Jesse Ylonen had the most productive season of his career in 2021-22, tallying 14 goals and 22 assists for 36 points in 52 games for Laval. Ylonen also contributed two goals and three assists in 14 NHL contests with the Canadiens.

**LAVAL**



**PLAYOFF FACTS**

Number participated in: .....	1
Number of individual series won: .....	2
Number of individual series lost: .....	1
Total number of playoff games played: .....	15
Games won: .....	9
Games lost: .....	6
Number of overtime games: .....	5
Overtime games won: .....	3
Overtime games lost: .....	2
Number of games opponents shut out: .....	0
Number of games shut out by opponents: .....	2
Calder Cup Championships: .....	0
Losing Finalist: .....	0

**ALL-TIME PLAYOFF POINTS LEADERS**

	Player	GP	G	A	PTS	Seasons
1	Danick Martel	15	9	5	15	2021-22
2	Sami Niku	15	0	11	11	2021-22
3	Rafael Harvey-Pinard	15	5	5	10	2021-22
	Louie Belpedio	15	2	8	10	2021-22
5	Brandon Gignac	13	5	4	9	2021-22
	Alex Belzile	15	5	4	9	2021-22
	Xavier Ouellet	15	1	8	9	2021-22
8	Jean-Sebastien Dea	15	4	4	8	2021-22
9	Cedric Paquette	14	4	3	7	2021-22
10	Jesse Ylonen	14	3	3	6	2021-22

**ALL-TIME PLAYOFF INDIVIDUAL PLAYER RECORDS**

**PLAYERS**

Most points in one playoff .....	15	.....Danick Martel, 2022
Most points in one playoff game .....	4	.....Danick Martel, 5/22/22 vs. ROC (4-0)
Most goals in one playoff .....	9	.....Danick Martel, 2022
Most goals in one playoff game .....	4	.....Danick Martel, 5/22/22 vs. ROC
Most assists in one playoff .....	11	.....Sami Niku, 2022
Most assists in one playoff game .....	3	.....Sami Niku, 5/6/22 at SYR
Most playoff games played, all-time .....	15	.....several players tied

**GOALTENDERS**

Most playoff appearances all-time .....	14	..... Cayden Primeau
Most wins in one playoff .....	9	..... Cayden Primeau, 2022
Most losses in one playoff .....	5	..... Cayden Primeau, 2022
Most shutouts in one playoff .....	0	
Lowest GAA in one playoff (min. 5 gms.) .....	2.17	..... Cayden Primeau, 2022
Highest save percentage in one playoff (min. 5 gms.) .....	.936	..... Cayden Primeau, 2022

**ALL-TIME PLAYOFF RESULTS**

Year	Round	Opponent	Result	GF	GA
2022	CF	Springfield	L, 3-4	18	20
	DF	Rochester	W, 3-0	15	7
	DSF	Syracuse	W, 3-2	13	13
2019	DNQ				
2018	DNQ				



**Place Bell**

Place Bell is a major multi-functional cultural and sports complex in Laval that offers residents a unique experience. Featuring a 10,000-seat arena that can be converted into a performance venue, Place Bell provides the possibility of presenting a wide variety of events. There is also a commercial area to accommodate various shops on two floors. Built close to the Montmorency metro station, Place Bell marks a turning point in the young history of the region and promises to become a must-see in downtown Laval's sports and cultural scene.



**Alex Belzile**

Alex Belzile split the 2021-22 season between Laval and Montreal, registering 10 goals and 12 assists for 22 points in 32 AHL games while also skating in 11 NHL contests. Belzile, who made his NHL debut during the 2020 Stanley Cup Playoffs, reached the Calder Cup postseason for the first time in his career and recorded nine points during the Rocket's run to the conference finals.




**EASTERN CONFERENCE, ATLANTIC DIVISION – 27TH SEASON (9TH IN LEHIGH VALLEY)**

www.phantomshockey.com  /lehighvalleyphantoms  @lvphantoms  @lehighvalleyphantoms



# LEHIGH VALLEY PHANTOMS



**Rob Brooks**  
Co-Owner/Governor



**Jim Brooks**  
Co-Owner/Governor



**Ian Laperriere**  
Head Coach



**Philadelphia Flyers**  
NHL Affiliate

**PERSONNEL**

Co-Owner/Governor.....Jim Brooks  
 Co-Owner/Governor..... Rob Brooks  
 Head Coach..... Ian Laperriere  
 Assistant Coach.....Riley Armstrong  
 Assistant Coach..... Jason Smith  
 Assistant Coach/Manager, Hockey Operations.....Bill Downey  
 Head Athletic Trainer..... Brian Grogesky  
 Assistant Athletic Trainer..... Joe Hurley  
 Strength and Conditioning Coach..... Dan Meinz  
 Head Equipment Manager.....Zac Guercia  
 Assistant Equipment Manager..... Jake Rogers  
 Vice President of Ticket Sales.....Richard Lintker  
 Vice President Partnerships and Premium Seating.....Dennis Begley  
 Corporate Partnerships Manager..... Gerald Grube, Jr.  
 Director Premium Seating..... Erin Dunn Rothenbach  
 Client Services Manager.....Morgan Croisette  
 Director of Ticket Sales..... Trevor Herrick  
 Manager Sports Ticket Operations..... Carli Faust  
 Manager Entertainment Ticket Operations..... Kyle Lane  
 New Business Specialist..... William Price  
 New Business Specialist..... Justin Huber  
 Group Event Specialist.....Samantha Carroll  
 Group Event Specialist..... Kenny Adkins  
 Service and Retention Specialist.....Kristin Folk  
 Service and Retention Specialist.....Tyler Whary  
 Service and Retention Specialist.....Alexis Chemnitz  
 Executive Director of Phantoms Charities.....Jennifer Keeble  
 Creative Director.....Ron Gaita  
 Director of Fun.....Eric Fuzer

A/V Manager.....Erik Walck  
 Marketing Manager..... Kayla Vaught  
 Marketing Manager.....Mackenzie Reichert  
 Digital/Video Content Producer.....Patrick Keppel  
 Graphic Designer.....Spencer Rudy  
 Director of Broadcasting and Communication.....Bob Rotruck  
 Merchandise Manager..... Bev Saunders  
 Controller..... Marc Pelepko  
 Staff Accountant.....Ed Schwarz

**TEAM INFORMATION**

Club Colors.....Orange, Black and White  
 Home Arena..... PPL Center  
 Seating Capacity.....8,420  
 Attendance Records (LV)..... Game: 9,046 vs. Hartford, 1/16/16  
 Season: 313,286 – 2015-16  
 Average: 8,244 – 2015-16  
 Press Box Location..... Behind Section 205  
 Flagship Radio Station..... Phantoms 365 App and 1470 WSN  
 Flagship TV Station..... Service Electric Network  
 Time Zone..... Eastern

**Lehigh Valley Phantoms**  
 701 Hamilton Street  
 Allentown, PA 18101  
 Phone: (610) 224-4625

**MEDIA DIRECTORY**

**NEWSPAPER/WEB/WIRE**

The Morning Call • Phone (610) 820-6558 • Contact: Gary Blockus • www.mcall.com • @mcall  
 Associated Press • Phone (215) 561-1133 • Contact: Rob Maaddi (@AP\_RobMaaddi) • www.ap.org • @AP

**TELEVISION**

Service Electric Network • Phone (610) 434-7833 • Contact: Kristi Fulkerson (@Kristi\_SEN), Dan Fremuth (@DanF\_SEN) • www.tv2sports.com  
 WFMZ 69 • Phone (610) 791-0690 • Contact: Dan Moscaritolo (@DanMoscaritolo), Jim Vaughn (@JimVaughnWFMZ) • www.wfmz.com • @69News

**RADIO**

Real Oldies 1470 - WSN 1470 AM • Phone (610) 434-1742 • www.realoldies1470.iheart.com  
 WAEB/B104/WZZO 95.1 • Phone (610) 434-1742 • Contact: Craig Stevens (@cstevens790) • www.790waeb.com



SEASON RESULTS

Season	Aff	Head Coach	GP	W	L	T	OTL	SOL	PTS	PCT	GF	GA	Finish	Playoff Result (W-L Record)
1996-97	PHI	Bill Barber	80	49	18	10	3	--	111	.694	325	230	1st, Mid-Atlantic	Lost Conference Semifinals (6-4)
<b>1997-98</b>	<b>PHI</b>	<b>Bill Barber</b>	<b>80</b>	<b>47</b>	<b>21</b>	<b>10</b>	<b>2</b>	--	<b>106</b>	<b>.663</b>	<b>314</b>	<b>249</b>	<b>1st, Mid-Atlantic</b>	<b>Won Calder Cup (15-5)</b>
1998-99	PHI	Bill Barber	80	47	22	9	2	--	105	.656	272	221	1st, Mid-Atlantic	Lost Conference Finals (9-7)
1999-2000	PHI	Bill Barber	80	44	31	3	2	--	93	.581	281	239	3rd, Mid-Atlantic	Lost Conference Quarterfinals (2-3)
2000-01	PHI	John Stevens	80	36	34	5	5	--	82	.513	246	244	4th, Mid-Atlantic	Lost Conference Semifinals (5-5)
2001-02	PHI	John Stevens	80	33	27	15	5	--	86	.538	206	210	3rd, South (8)	Lost Conference Quarterfinals (2-3)
2002-03	PHI	John Stevens	80	33	33	6	8	--	80	.500	198	212	4th, South (11)	Did not qualify
2003-04	PHI	John Stevens	80	46	25	7	2	--	101	.631	216	168	1st, East	Lost Division Finals (6-6)
<b>2004-05</b>	<b>PHI</b>	<b>John Stevens</b>	<b>80</b>	<b>48</b>	<b>25</b>	--	<b>3</b>	<b>4</b>	<b>103</b>	<b>.644</b>	<b>235</b>	<b>185</b>	<b>2nd, East</b>	<b>Won Calder Cup (16-5)</b>
2005-06	PHI	John Stevens	80	34	37	--	2	7	77	.481	197	232	6th, East	Did not qualify
2006-07	PHI	Craig Berube, Kjell Samuelsson	80	31	41	--	2	6	70	.438	222	271	6th, East	Did not qualify
2007-08	PHI	Craig Berube	80	46	27	--	4	3	99	.619	236	212	2nd, East	Lost Division Finals (5-7)
2008-09	PHI	John Paddock	80	43	30	--	2	5	93	.581	234	232	4th, East	Lost Division Semifinals (0-4)
2009-10	PHI	Greg Gilbert	80	32	41	--	3	4	71	.444	199	251	7th, East	Did not qualify
2010-11	PHI	Greg Gilbert, John Paddock, Joe Paterson	80	31	39	--	4	6	72	.450	197	248	7th, East	Did not qualify
2011-12	PHI	Joe Paterson	76	37	35	--	2	2	78	.513	204	217	3rd, Northeast (10)	Did not qualify
2012-13	PHI	Terry Murray	76	31	38	--	3	4	69	.454	187	223	5th, Northeast (15)	Did not qualify
2013-14	PHI	Terry Murray	76	30	38	--	2	6	68	.447	182	225	4th, Northeast (13)	Did not qualify
2014-15	PHI	Terry Murray	76	33	35	--	7	1	74	.487	194	237	4th, East (13)	Did not qualify
2015-16	PHI	Scott Gordon	76	34	35	--	4	3	75	.493	215	222	7th, Atlantic	Did not qualify
2016-17	PHI	Scott Gordon	76	48	23	--	5	0	101	.664	260	219	2nd, Atlantic	Lost Division Semifinals (2-3)
2017-18	PHI	Scott Gordon	76	47	19	--	5	5	104	.684	260	218	1st, Atlantic	Lost Conference Finals (7-6)
2018-19	PHI	Scott Gordon, Kerry Huffman	76	39	30	--	4	3	85	.559	240	244	5th, Atlantic	Did not qualify
2019-20	PHI	Scott Gordon	62	24	28	--	3	7	58	.468	161	186	7th, Atlantic	Playoffs not held
2020-21	PHI	Scott Gordon	32	18	7	1	4	2	43	.672	96	92	2nd, North	Playoffs not held
2021-22	PHI	Ian Laperriere	76	29	32	--	10	5	73	.480	195	239	8th, Atlantic	Did not qualify
<b>TOTALS</b>			<b>1,978</b>	<b>970</b>	<b>771</b>	<b>66</b>	<b>98</b>	<b>73</b>	<b>2,177</b>	<b>.550</b>	<b>5,772</b>	<b>5,726</b>		

NOTE: Team based in Philadelphia from 1996-2009... Team based in Glens Falls (Adirondack) from 2009-14

2006-07 – Berube (3-2-1-0), Samuelsson (28-39-1-6)... 2010-11 – Gilbert (2-10-1-0), Paddock (4-13-1-0), Paterson (25-16-2-6)... 2018-19 – Gordon (15-9-1-1), Huffman (24-21-3-2)



Felix Sandstrom

Philadelphia's third-round choice in the 2015 NHL Draft, Felix Sandstrom posted a 2.89 goals-against average and a .902 save percentage in 44 games for Lehigh Valley last season. He recorded his first two career AHL shutouts – both against Wilkes-Barre/Scranton – and also made his NHL debut with the Flyers, appearing in five games.

IN THE SYSTEM

- Wade Allison (F), 6-2, 205 lbs., shoots right. Born 10/14/97, Carman, Man. Last year's teams: Lehigh Valley (AHL) 28gp, 10+7=17pts... Philadelphia (NHL) 1gp, 0+0=0pts.
- Ronnie Attard (D), 6-3, 208 lbs., shoots right. Born 3/29/99, White Lake, Mich. Last year's teams: Western Michigan (NCAA) 39gp, 13+23=36pts... Philadelphia (NHL) 15gp, 2+2=4pts.
- Bobby Brink (RW), 5-8, 159 lbs., shoot right. Born 7/8/01, Minnetonka, Minn. Last year's teams: Denver (NCAA) 41gp, 14+43=57pts... Philadelphia (NHL) 10gp, 0+4=4pts.
- Tyson Foerster (F), 6-2, 194 lbs., shoots right. Born 1/18/02, Alliston, Ont. Last year's teams: Lehigh Valley (AHL) 9gp, 2+1=3pts... Barrie (OHL) 13gp, 6+5=11pts.
- Zayde Wisdom (F), 5-11, 195 lbs., shoots right. Born 7/7/02, Toronto, Ont. Last year's team: Kingston (OHL) 43gp, 9+29=38pts.




**ALL-TIME REGULAR SEASON RECORDS**

Division championships (regular season).....	5.....	1996-97, 1997-98, 1998-99, 2003-04, 2017-18
Overall regular season championships.....	2.....	1996-97, 1997-98
Highest points percentage in one season.....	.694.....	1996-97 (49-18-10-3)
Lowest points percentage in one season.....	.438.....	2006-07 (31-41-2-6)
Most wins in one season .....	49.....	1996-97
Most losses in one season (L+OTL).....	44.....	2009-10
Most ties in one season .....	15.....	2001-02
Most shootout losses in one season .....	7.....	2005-06, 2019-20
Most goals per game scored in one season.....	4.06 .....	1996-97
Fewest goals per game scored in one season ...	2.39.....	2013-14
Most goals per game allowed in one season .....	3.39.....	2006-07
Fewest goals per game allowed in one season..	2.10 .....	2003-04
Most penalty minutes in one season .....	2,563.....	1999-2000
Longest winning streak overall .....	17 games.....	10/22/04-11/27/04
Longest winning streak at home.....	19 games.....	10/30/96-1/24/97
Longest winning streak on road.....	9 games.....	12/18/99-1/22/00
Longest undefeated streak overall .....	17 games.....	10/22/04-11/27/04 (17-0-0)
Longest undefeated streak at home.....	21 games.....	10/30/96-2/4/97 (20-0-1)
Longest undefeated streak on road.....	9 games.....	12/18/99-1/22/00 (9-0-0)
Longest points streak overall .....	17 games.....	10/22/04-11/27/04 (17-0-0)
Longest points streak at home .....	21 games.....	10/30/96-2/4/97 (20-0-1)
Longest points streak on road .....	9 games.....	12/18/99-1/22/00 (9-0-0)
Longest losing streak (L+OTL) overall .....	10 games.....	10/16/10-11/11/10 (0-9-1-0) 11/13/10-12/5/10 (0-9-1-0)
Longest losing streak (L+OTL) at home.....	7 games.....	1/29/15-2/21/15 (0-5-2-0)
Longest losing streak (L+OTL) on road.....	13 games.....	10/12/10-12/5/10 (0-12-1-0)
Longest winless streak overall .....	10 games.....	10/16/10-11/11/10 (0-9-1-0) 11/13/10-12/5/10 (0-9-1-0)
Longest winless streak at home .....	7 games.....	1/29/15-2/21/15 (0-5-2-0)
Longest winless streak on road .....	13 games.....	10/12/10-12/5/10 (0-12-1-0)



**Wade Allison**

Wade Allison was limited to just 28 games with the Phantoms in 2021-22, but still produced 10 goals and seven assists for 17 points. He also appeared in one NHL game with the Flyers, who selected him in the second round of the 2016 NHL Draft.



**Hayden Hodgson**

Hayden Hodgson began the 2021-22 season on an AHL contract with Lehigh Valley and skated in 46 games with the Phantoms, recording 19 goals and 12 assists. On Mar. 22, he was rewarded with an NHL deal and a call-up to Philadelphia, where he notched a goal and two assists in six games with the Flyers.

## DID YOU KNOW?

Fourteen players were recalled from the Phantoms to the Philadelphia Flyers last year. This included six players who made their NHL debuts: **Max Willman, Felix Sandstrom, Linus Sandin, Isaac Ratcliffe, Hayden Hodgson and Linus Hogberg.**



**ALL-TIME REGULAR SEASON INDIVIDUAL RECORDS**

**PLAYERS**

Most points in one season ..... 105 ..... Peter White, 1996-97  
 Peter White, 1997-98  
 Most goals in one season ..... 47 ..... Mike Maneluk, 1999-2000  
 Most assists in one season ..... 78 ..... Peter White, 1997-98  
 Most penalty minutes in one season ..... 416 ..... Francis Lessard, 1999-2000  
 Most power-play goals in one season ..... 20 ..... Craig Darby, 1997-98  
 Most shorthanded goals in one season ..... 9 ..... Mike Maneluk, 1999-2000  
 Mark Greig, 2000-01  
 Most game-winning goals in one season ... 10 ..... Jon Sim, 2004-05  
 Most points in one game ..... 6 ..... Mike Maneluk, 2/27/00 vs. SYR (2-4)  
 Most goals in one game ..... 4 ..... Tony Voce, 2/11/06 at CHI  
 Most assists in one game ..... 4 ..... several times; last:  
 Phil Varone, 11/4/17 at BNG

**GOALTENDERS**

Most appearances in one season ..... 58 .....Antero Niittymaki, 2004-05  
 Most minutes played in one season ..... 3,452 .....Antero Niittymaki, 2004-05  
 Most wins in one season ..... 33 .....Antero Niittymaki, 2004-05  
 Most losses in one season ..... 27 .....Neil Little, 2000-01  
 Most ties/OT/shootout losses in one season . 8 .....Maxime Ouellet, 2001-02  
 Most shutouts in one season ..... 7 .....Antero Niittymaki, 2003-04  
 Lowest GAA in one season (min. 25 games) ..... 1.96 .....Neil Little, 2003-04  
 Highest save percentage in one season  
 (min. 25 games)..... .926 .....Scott Munroe, 2008-09 (.9261)  
 Michael Leighton, 2010-11 (.9258)  
 Neil Little, 2001-02 (.9257)



**Cal O'Reilly**

Phantoms captain Cal O'Reilly began last season without a point in his first nine games, but went on to score a career-high 21 goals and total 53 points in 75 games. The 16-year pro has climbed to eighth place on the AHL's all-time assist list with 535 career helpers.

**2022-23 SCHEDULE (ALL TIMES LOCAL)**

Day	Date	Time	Opponent	Day	Date	Time	Opponent
Sat	10/15/22	6:05 PM	@ W-B/Scranton	Wed	1/18/23	7:00 PM	@ Cleveland
Sun	10/16/22	3:00 PM	@ Hershey	Fri	1/20/23	7:05 PM	@ W-B/Scranton
Sat	10/22/22	7:05 PM	Cleveland	Wed	1/25/23	7:05 PM	Hershey
Sun	10/23/22	3:05 PM	Cleveland	Fri	1/27/23	7:05 PM	W-B/Scranton
Fri	10/28/22	7:05 PM	W-B/Scranton	Sat	1/28/23	7:05 PM	Hershey
Sat	10/29/22	7:05 PM	Bridgeport	Wed	2/1/23	7:05 PM	Hershey
Sun	10/30/22	5:00 PM	@ Hershey	Fri	2/3/23	7:05 PM	Providence
Fri	11/4/22	7:05 PM	@ Belleville	Sat	2/4/23	7:00 PM	@ Hershey
Sat	11/5/22	3:00 PM	@ Laval	Fri	2/10/23	7:00 PM	@ Hartford
Fri	11/11/22	7:05 PM	Springfield	Sat	2/11/23	7:05 PM	Bridgeport
Sat	11/12/22	7:05 PM	Laval	Tue	2/14/23	7:00 PM	@ Charlotte
Fri	11/18/22	7:05 PM	@ Providence	Wed	2/15/23	7:00 PM	@ Charlotte
Sat	11/19/22	7:05 PM	@ Providence	Sat	2/18/23	7:05 PM	W-B/Scranton
Sun	11/20/22	3:05 PM	@ Springfield	Sun	2/19/23	5:05 PM	Hartford
Fri	11/25/22	7:05 PM	@ W-B/Scranton	Wed	2/22/23	7:05 PM	@ W-B/Scranton
Sat	11/26/22	7:05 PM	Rochester	Sat	2/25/23	7:00 PM	@ Hershey
Wed	11/30/22	7:05 PM	Hershey	Sun	2/26/23	5:00 PM	@ Bridgeport
Fri	12/2/22	7:00 PM	@ Charlotte	Fri	3/3/23	7:00 PM	@ Syracuse
Sat	12/3/22	6:00 PM	@ Charlotte	Sat	3/4/23	7:05 PM	Toronto
Wed	12/7/22	7:00 PM	@ Hartford	Sun	3/5/23	4:05 PM	Providence
Fri	12/9/22	7:05 PM	Charlotte	Fri	3/10/23	7:05 PM	@ W-B/Scranton
Sat	12/10/22	7:05 PM	Charlotte	Sat	3/11/23	7:05 PM	Belleville
Fri	12/16/22	7:05 PM	@ Providence	Sun	3/12/23	4:05 PM	Utica
Sat	12/17/22	7:05 PM	Providence	Wed	3/15/23	7:05 PM	Hershey
Sun	12/18/22	5:00 PM	@ Hershey	Fri	3/17/23	7:05 PM	Hershey
Wed	12/21/22	7:05 PM	Hershey	Sun	3/19/23	4:05 PM	W-B/Scranton
Fri	12/23/22	7:05 PM	@ Springfield	Sat	3/25/23	6:05 PM	@ W-B/Scranton
Wed	12/28/22	7:05 PM	Bridgeport	Sun	3/26/23	5:00 PM	@ Hershey
Fri	12/30/22	7:00 PM	@ Utica	Fri	3/31/23	7:05 PM	W-B/Scranton
Sat	12/31/22	7:05 PM	W-B/Scranton	Sat	4/1/23	7:05 PM	Hartford
Fri	1/6/23	7:05 PM	@ Rochester	Sun	4/2/23	3:00 PM	@ Bridgeport
Sat	1/7/23	4:00 PM	@ Toronto	Fri	4/7/23	7:05 PM	Charlotte
Wed	1/11/23	7:00 PM	@ Bridgeport	Sat	4/8/23	7:05 PM	Springfield
Fri	1/13/23	7:05 PM	Bridgeport	Wed	4/12/23	7:00 PM	@ Bridgeport
Sat	1/14/23	7:05 PM	Syracuse	Fri	4/14/23	7:05 PM	Charlotte
Tue	1/17/23	7:00 PM	@ Cleveland	Sat	4/15/23	7:00 PM	@ Hershey



## ALL-TIME REGULAR SEASON POINTS LEADERS

Name	GP	G	A	PTS	Seasons
1 Peter White	431	153	319	472	96-00, 02-05
2 Mark Greig	348	140	232	372	1998-2003
3 John Slaney	415	85	208	293	2000-07
4 Jason Akeson	265	81	144	225	2011-15
5 Kirby Law	309	100	122	222	1999-2004
6 Chris Conner	265	71	128	199	2015-19
7 Shawn McCosh	197	66	130	196	1996-99
8 Greg Carey	277	103	92	195	2016-20
9 Jared Ross	225	68	123	191	2006-10
10 Boyd Kane	303	67	111	178	03-05, 06-09

## ALL-TIME REGULAR SEASON GOALTENDING LEADERS (WINS)

Name	GP	W	L	OT/SOL	GAA	SV%	SO	Seasons
1 Neil Little	351	177	121	33	2.64	.911	18	96-98, 99-05
2 Scott Munroe	165	76	64	8	2.65	.917	11	05-09, 12-13
3 Alex Lyon	149	75	54	15	2.75	.913	6	2016-21
4 Antero Niittymaki	147	71	55	12	2.19	.918	13	2002-05
5 Brian Boucher	130	66	44	11	2.70	.906	6	97-00, 07-08, 09-10, 12-13


## HISTORY OF TEAM CAPTAINS

1996-99	John Stevens
1999-2000	Peter White, Jeff Tory
2000-01	Rob Murray
2000-03	Mark Greig
2003-05	Boyd Kane
2005-07	John Slaney
2007-08	Denis Gauthier
2007-09	Boyd Kane
2009-10	Jared Ross
2010-11	Dan Jancevski
2011-14	Ben Holmstrom
2014-15	none
2015-19	Colin McDonald
2019-20	Andy Andreoff, Cal O'Reilly, Nate Prosser
2020-22	Cal O'Reilly



**Max Willman**

Max Willman's third pro season featured his first taste of action in the National Hockey League, as he appeared in 41 games for the Philadelphia Flyers and notched four goals and two assists. Willman also skated in 34 contests with Lehigh Valley and set AHL career highs with 11 goals and 19 points.



### PPL Center

PPL Center is a state-of-the-art multipurpose arena in downtown Allentown, Pa. The arena seats more than 10,000 for concerts and more than 8,500 for Lehigh Valley Phantoms games, making it the region's largest events venue. The amenities-packed PPL Center will host more than 150 events each year offering something for everyone, including the Phantoms, live concerts, family shows, trade shows, figure skating events, youth sports, high school and college events, Disney on Ice, conferences, graduations and much more. PPL Center is currently the main catalyst to the revitalization of downtown Allentown.



**PLAYOFF FACTS**

Number participated in: .....	12
Number of individual series won: .....	17
Number of individual series lost: .....	10
Total number of playoff games played: .....	133
Games won: .....	75
Games lost: .....	58
Number of overtime games: .....	26
Overtime games won: .....	14
Overtime games lost: .....	12
Number of games opponents shut out: .....	10
Number of games shut out by opponents: .....	12
Calder Cup Championships: .....	2 (1998, 2005)
Losing Finalist: .....	0

**ALL-TIME PLAYOFF POINTS LEADERS**

	Player	GP	G	A	PTS	Seasons
1	Peter White	58	21	31	52	96-00, 02-04
2	Jim Montgomery	36	17	27	44	1997-99
3	Mike Maneluk	24	14	23	37	97-98, 99-00
4	Shawn McCosh	30	9	22	31	1996-98
5	Jeff Carter	33	16	12	28	2003-05
	John Slaney	48	10	18	28	2000-05
7	Mark Greig	27	10	16	26	1998-2002
	Dave MacIsaac	44	7	19	26	1996-99
9	Patrick Sharp	22	10	13	23	2003-05
	Craig Darby	30	8	15	23	1996-98
	Paul Healey	45	14	9	23	1996-99

**ALL-TIME PLAYOFF INDIVIDUAL PLAYER RECORDS**

**PLAYERS**

Most points in one playoff .....	34	Mike Maneluk, 1998
Most points in one playoff game .....	5	several times; last: Mark Greig, 4/27/01 vs. WBS (3-2)
Most goals in one playoff .....	13	Mike Maneluk, 1998 Jim Montgomery, 1998
Most goals in one playoff game .....	3	several times; last: Freddy Meyer, 5/20/05 vs. PRO
Most assists in one playoff .....	21	Mike Maneluk, 1998
Most assists in one playoff game .....	4	Jim Montgomery, 5/22/98 vs. ALB
Most games played all-time .....	58	Peter White

**GOALTENDERS**

Most playoff appearances all-time .....	52	Neil Little
Most wins in one playoff season .....	15	Neil Little, 1998 Antero Niittymaki, 2005
Most losses in one playoff season .....	7	Brian Boucher, 1999 Scott Munroe, 2008
Most shutouts in one playoff season .....	3	Neil Little, 1998 Antero Niittymaki, 2005
Lowest GAA in one playoff (min. 5 games) .....	1.75	Antero Niittymaki, 2005
Highest save percentage in one playoff (min. 5 games) .....	.944	Alex Lyon, 2018

**ALL-TIME PLAYOFF RESULTS**

Year	Round	Opponent	Result	GF	GA	Year	Round	Opponent	Result	GF	GA
2022	DNQ					2004	DF	W-B/Scranton	L, 2-4	12	17
2019	DNQ						DSF	Norfolk	W, 4-2	12	9
2018	CF	Toronto	L, 0-4	6	15	2003	DNQ				
	DF	Charlotte	W, 4-1	14	10	2002	CQF	Syracuse	L, 0-3	5	12
	DSF	Providence	W, 3-1	14	11		Q	Rochester	W, 2-0	7	4
2017	DSF	Hershey	L, 2-3	12	11	2001	CSF	W-B/Scranton	L, 2-4	18	18
2016	DNQ						CQF	Rochester	W, 3-1	11	7
2015	DNQ					2000	CQF	Hershey	L, 2-3	13	15
2014	DNQ					1999	CF	Rochester	L, 2-4	12	19
2013	DNQ						CSF	Kentucky	W, 4-3	29	21
2012	DNQ						CQF	Cincinnati	W, 3-0	14	7
2011	DNQ					<b>1998</b>	<b>F</b>	<b>Saint John</b>	<b>W, 4-2</b>	<b>22</b>	<b>19</b>
2010	DNQ						<b>CF</b>	<b>Albany</b>	<b>W, 4-2</b>	<b>20</b>	<b>11</b>
2009	DSF	Hershey	L, 0-4	6	14		<b>CSF</b>	<b>Hershey</b>	<b>W, 4-0</b>	<b>15</b>	<b>7</b>
2008	DF	W-B/Scranton	L, 1-4	16	21		<b>CQF</b>	<b>Rochester</b>	<b>W, 3-1</b>	<b>18</b>	<b>12</b>
	DSF	Albany	W, 4-3	11	12	1997	CSF	Hershey	L, 3-4	22	21
2007	DNQ						CQF	Baltimore	W, 3-0	15	5
2006	DNQ										
<b>2005</b>	<b>F</b>	<b>Chicago</b>	<b>W, 4-0</b>	<b>10</b>	<b>4</b>						
	<b>CF</b>	<b>Providence</b>	<b>W, 4-2</b>	<b>18</b>	<b>12</b>						
	<b>DF</b>	<b>W-B/Scranton</b>	<b>W, 4-1</b>	<b>21</b>	<b>12</b>						
	<b>DSF</b>	<b>Norfolk</b>	<b>W, 4-2</b>	<b>16</b>	<b>11</b>						





# MANITOBA MOOSE



**Mark Chipman**  
Executive Chairman



**Craig Heisinger**  
General Manager



**Mark Morrison**  
Head Coach



**Winnipeg Jets**  
NHL Affiliate

## PERSONNEL

Executive Chairman & Governor, Winnipeg Jets ..... Mark Chipman  
 President & Chief Operating Officer ..... John Olfert  
 Executive Vice President/  
 General Manager, Winnipeg Jets ..... Kevin Cheveldayoff  
 Senior VP/Asst. GM, Winnipeg Jets/  
 General Manager, Manitoba Moose ..... Craig Heisinger  
 Vice President and Asst. GM, Winnipeg Jets ..... Larry Simmons  
 Senior Director, Hockey and Business Operations ..... Brad Andrews  
 Coordinator, Team Services ..... Scott Nicholson  
 Manager, Hockey Administration & Family Relations ..... Katie Ferniuk  
 Head Coach ..... Mark Morrison  
 Assistant Coach ..... Eric Dubois  
 Assistant Coach ..... Nolan Baumgartner  
 Developmental Goaltending Coach and Scout ..... Drew MacIntyre  
 Video Coach ..... Alex Matheson  
 Head Equipment Manager ..... Graham Watt  
 Assistant Equipment Manager ..... Riley Kosmolak  
 Assistant Equipment Manager ..... Jared Cronk  
 Head Athletic Therapist ..... Zach Salmonson  
 Strength and Conditioning Trainer &  
 Assistant Athletic Therapist ..... Will Sadonick-Carriere  
 Assistant Athletic Therapist ..... Andy Grant  
 Manager, Game Presentation & Content ..... Colin Peterson  
 Coordinator, Video Content ..... Austin Siragusa  
 Video & Motion Graphics Producer ..... Austin Day  
 Manager, Marketing ..... Raquel Payne  
 Coordinator, Community Relations ..... Madison Cardinal

Manager, Partnerships ..... Hart Jacob  
 Manager, Hockey Communications/Broadcaster ..... Daniel Fink  
 Coordinator, Communications ..... Anthony Fusco  
 Senior Director, Ticket Sales ..... Jeff Mager  
 Ticket Sales Representative ..... Marc Harding  
 Ticket Sales Representative ..... Isaac Sprague  
 Ticket Sales Representative ..... Connor Nicholson  
 Ticket Sales Representative ..... Kyle Butchart

## TEAM INFORMATION

Club Colors ..... Blue, White, Grey  
 Home Arena ..... Canada Life Centre  
 Seating Capacity ..... 7,808  
 Attendance Records ..... Game: 15,015 vs. St. John's, 11/17/04;  
 vs. Rochester, 5/13/05  
 Season: 345,062 – 2004-05  
 Average: 8,626 – 2004-05  
 Press Box Location ..... East side, 5th floor  
 Flagship Radio Station ..... CJOB 680  
 Time Zone ..... Central (EST -1)

**Manitoba Moose**  
 600 – 223 Carlton Street  
 Winnipeg, MB R3C 0V4  
 Phone: (204) 987-7825

## MEDIA DIRECTORY

### NEWSPAPER/WEB/WIRE

Winnipeg Free Press • Phone (204) 697-7286 • Contact: Jason Bell (@WFPJasonBell), Mike Aporius, Mike McIntyre (@mikemcintyrewpg), Jeff Hamilton (@jeffkhamilton), Taylor Allen (@TaylorAllen31) • www.winnipegfreepress.com • @WinnipegNews  
 Winnipeg Sun • Phone (204) 694-2022 • Contact: Ted Wyman (@Ted\_Wyman), Paul Friesen (@friesensunmedia), Scott Billeck (@ScottBilleck) • www.winnipegssun.com • @WinSunSports  
 Illegal Curve • Phone (204) 295-1985 • Contact: Dave Minuk (@ICDave) • www.illegalcurve.com • @IllegalCurve  
 The Athletic • Contact: Murat Ates (@WPGMurat) • www.theathletic.com • @TheAthleticWPG  
 Canadian Press • Phone (204) 988-1780 • Contact: Judy Owen • www.thecanadianpress.com • @CdnPress

### TELEVISION

CBC • Phone (204) 788-3222  
 CTV • Phone (204) 788-3300 • Contact: Joey Slattery (@joeyslatteryCTV) • @ctvwinnipeg  
 Global • Phone (204) 956-2025 • Contact: Russ Hobson • @GlobalWinnipeg  
 Rogers Sportsnet • Phone (204) 801-3652 • Contact: Ken Wiebe (@WiebesWorld), Sean Reynolds • @Sportsnet  
 TSN • Phone (416) 697-6004 • @TSN\_Sports

### RADIO

CJOB 680 AM • Phone (204) 786-2471 • Contact: Kelly Moore • @680CJOB  
 Radio Canada • Phone (204) 788-3222 • @RadioCanadaInfo



SEASON RESULTS

Season	Aff	Head Coach	GP	W	L	T	OTL	SOL	PTS	PCT	GF	GA	Finish	Playoff Result (W-L Record)
2001-02	VAN	Stan Smyl	80	39	33	4	4	--	86	.538	270	260	4th, Canadian	(9) Lost Conference Quarterfinals (3-4)
2002-03	VAN	Stan Smyl	80	37	33	8	2	--	84	.525	229	228	2nd, Canadian	(9) Lost Conference Semifinals (8-6)
2003-04	VAN	Stan Smyl	80	32	35	11	2	--	77	.481	214	232	6th, North	Did not qualify
2004-05	VAN	Randy Carlyle	80	44	26	--	3	7	98	.613	243	210	3rd, North	Lost Conference Finals (8-6)
2005-06	VAN	Alain Vigneault	80	44	24	--	7	5	100	.625	243	217	3rd, North	Lost Division Finals (7-6)
2006-07	VAN	Scott Arniel	80	45	23	--	7	5	102	.638	232	201	1st, North	Lost Division Finals (6-7)
2007-08	VAN	Scott Arniel	80	46	27	--	3	4	99	.619	236	197	3rd, North	Lost Division Semifinals (2-4)
2008-09	VAN	Scott Arniel	80	50	23	--	1	6	107	.669	239	188	1st, North	Lost Calder Cup Finals (14-8)
2009-10	VAN	Scott Arniel	80	40	33	--	5	2	87	.544	204	232	4th, North	Lost Division Semifinals (2-4)
2010-11	VAN	Claude Noel	80	43	30	--	1	6	93	.581	220	210	3rd, North	Lost Division Finals (7-7)
2011-15		<i>Did not play</i>												
2015-16	WPG	Keith McCambridge	76	26	41	--	4	5	61	.401	180	250	7th, Central	Did not qualify
2016-17	WPG	Pascal Vincent	76	29	37	--	5	5	68	.447	197	242	7th, Central	Did not qualify
2017-18	WPG	Pascal Vincent	76	42	26	--	4	4	92	.605	253	198	3rd, Central	Lost Division Finals (3-6)
2018-19	WPG	Pascal Vincent	76	39	30	--	5	2	85	.559	197	219	5th, Central	Did not qualify
2019-20	WPG	Pascal Vincent	61	27	33	--	1	0	55	.451	160	190	8th, Central	Playoffs not held
2020-21	WPG	Pascal Vincent	36	18	13	--	3	2	41	.569	109	102	2nd, Canadian	Playoffs not held
2021-22	WPG	Mark Morrison	72	41	24	--	5	2	89	.618	228	204	2nd, Central	Lost Division Semifinals (2-3)
TOTALS			1,273	642	491	23	62	55	1,424	.559	3,654	3,580		

IN THE SYSTEM

- Declan Chisholm (D), 6-1, 190 lbs., shoots left. Born 1/12/00, Bowmanville, Ont. Last year's teams: Manitoba (AHL) 53gp, 9+21=30pts... Winnipeg (NHL) 2gp, 0+0=0pts.
- Ville Heinola (D), 5-11, 181 lbs., shoots left. Born 3/2/01, Honkajoki, Finland Last year's teams: Manitoba (AHL) 41gp, 5+21=26pts... Winnipeg (NHL) 12gp, 0+5=5pts.
- Simon Lundmark (D), 6-2, 201 lbs., shoots right. Born 10/8/00, Stockholm, Sweden Last year's team: Manitoba (AHL) 57gp, 4+10=14pts.
- Henri Nikkanen (C), 6-4, 215 lbs., shoots left. Born 4/28/01, Mikkeli, Finland Last year's teams: Lahti (Fin.) 60gp, 7+5=12pts... Manitoba (AHL) 4gp, 0+0=0pts.
- Daniel Torgersson (LW), 6-3, 220 lbs., shoots left. Born 1/26/02, Hono, Sweden Last year's teams: AIK (Swe-1) 40gp, 7+10=17pts... Manitoba (AHL) 4gp, 2+1=3pts... Frolunda (Swe.) 1gp, 0+0=0pts.



Declan Chisholm

Declan Chisholm racked up 30 points (9g, 21a) from the Manitoba blue line during his second professional season in 2021-22. The 2018 fifth-round pick of the Winnipeg Jets then hit a new level in the Calder Cup Playoffs, recording seven points (2g, 5a) in five games during the Central Division semifinals. Chisholm made his NHL debut last season, appearing in two games with the Jets.

2022-23 SCHEDULE (ALL TIMES LOCAL)

Day	Date	Time	Opponent	Day	Date	Time	Opponent
Sat	10/15/22	2:00 PM	Rockford	Sat	1/21/23	2:00 PM	Texas
Sun	10/16/22	2:00 PM	Rockford	Sun	1/22/23	2:00 PM	Texas
Fri	10/21/22	7:00 PM	@ Chicago	Fri	1/27/23	7:00 PM	Toronto
Sat	10/22/22	6:00 PM	@ Milwaukee	Sun	1/29/23	2:00 PM	Toronto
Sun	10/23/22	4:00 PM	@ Rockford	Tue	1/31/23	7:00 PM	@ Rockford
Sat	10/29/22	2:00 PM	Iowa	Fri	2/3/23	7:00 PM	@ Milwaukee
Sun	10/30/22	2:00 PM	Iowa	Sat	2/4/23	6:00 PM	@ Milwaukee
Fri	11/4/22	7:00 PM	Texas	Fri	2/10/23	7:00 PM	@ Grand Rapids
Sun	11/6/22	2:00 PM	Texas	Sat	2/11/23	7:00 PM	@ Grand Rapids
Fri	11/11/22	6:00 PM	Calgary	Wed	2/15/23	7:00 PM	Iowa
Sun	11/13/22	12:00 PM	Calgary	Fri	2/17/23	7:00 PM	Iowa
Fri	11/18/22	7:00 PM	@ Texas	Sun	2/19/23	6:00 PM	Grand Rapids
Sat	11/19/22	7:00 PM	@ Texas	Mon	2/20/23	2:00 PM	Grand Rapids
Tue	11/22/22	7:00 PM	@ Milwaukee	Thu	2/23/23	7:00 PM	Milwaukee
Fri	11/25/22	7:00 PM	@ Grand Rapids	Sat	2/25/23	2:00 PM	Milwaukee
Sat	11/26/22	7:00 PM	@ Grand Rapids	Fri	3/3/23	7:00 PM	Chicago
Thu	12/1/22	11:00 AM	Milwaukee	Sun	3/5/23	2:00 PM	Chicago
Sat	12/3/22	2:00 PM	Milwaukee	Tue	3/7/23	7:00 PM	@ Abbotsford
Fri	12/9/22	7:00 PM	@ Abbotsford	Wed	3/8/23	7:00 PM	@ Abbotsford
Sat	12/10/22	7:00 PM	@ Abbotsford	Sat	3/11/23	6:00 PM	@ Iowa
Tue	12/13/22	7:00 PM	@ Calgary	Sun	3/12/23	3:00 PM	@ Iowa
Thu	12/15/22	7:00 PM	@ Calgary	Wed	3/15/23	7:00 PM	@ Rockford
Sat	12/17/22	2:00 PM	Belleville	Sat	3/18/23	7:00 PM	@ Chicago
Sun	12/18/22	2:00 PM	Belleville	Sun	3/19/23	3:00 PM	@ Chicago
Wed	12/21/22	7:00 PM	@ Iowa	Wed	3/22/23	7:00 PM	Rockford
Fri	12/23/22	7:00 PM	@ Iowa	Fri	3/24/23	7:00 PM	Rockford
Fri	12/30/22	7:00 PM	Abbotsford	Sun	3/26/23	2:00 PM	Laval
Sat	12/31/22	4:00 PM	Abbotsford	Tue	3/28/23	7:00 PM	Laval
Wed	1/4/23	7:00 PM	@ Laval	Thu	3/30/23	7:00 PM	Abbotsford
Fri	1/6/23	7:00 PM	@ Laval	Sat	4/1/23	2:00 PM	Abbotsford
Sat	1/7/23	7:05 PM	@ Belleville	Thu	4/6/23	7:00 PM	Grand Rapids
Wed	1/11/23	7:00 PM	@ Toronto	Fri	4/7/23	6:00 PM	Grand Rapids
Fri	1/13/23	7:00 PM	@ Toronto	Tue	4/11/23	7:00 PM	@ Texas
Sat	1/14/23	7:05 PM	@ Belleville	Wed	4/12/23	7:00 PM	@ Texas
Tue	1/17/23	7:00 PM	Chicago	Sat	4/15/23	7:00 PM	@ Rockford
Wed	1/18/23	7:00 PM	Chicago	Sun	4/16/23	3:00 PM	@ Chicago



Canada Life Centre

Opened in November 2004 and owned by True North Sports + Entertainment, Canada Life Centre is a multi-use facility playing host to some of Winnipeg's most high-profile events. Home to the NHL's Winnipeg Jets since 2011, Canada Life Centre was constructed on the site of a former city landmark and recently underwent significant upgrades to both the seating bowl and concourse areas, cementing its place among the top facilities in North America.

**ALL-TIME REGULAR SEASON TEAM RECORDS**

Division championships (regular season).....	2.....	2006-07, 2008-09
Overall regular season championships.....	1.....	2008-09
Highest points percentage in one season.....	.669.....	2008-09 (50-23-1-6)
Lowest points percentage in one season.....	.401.....	2015-16 (26-41-4-5)
Most wins in one season.....	50.....	2008-09
Most losses in one season (L+OTL).....	45.....	2015-16
Most ties in one season.....	11.....	2003-04
Most shootout losses in one season.....	7.....	2004-05
Most goals per game scored in one season.....	3.38.....	2001-02
Fewest goals per game scored in one season.....	2.37.....	2015-16
Most goals per game allowed in one season.....	3.29.....	2015-16
Fewest goals per game allowed in one season.....	2.35.....	2008-09
Most penalty minutes in one season.....	1,921.....	2001-02
Longest winning streak overall.....	10 games...3/2/08-3/26/08	
Longest winning streak at home.....	9 games...2/3/07-3/10/07	
Longest winning streak away.....	8 games...2/24/08-3/26/08	
	1/9/09-1/24/09	
Longest undefeated streak overall.....	10 games...3/2/08-3/26/08 (10-0-0-0)	
Longest undefeated streak at home.....	9 games...2/3/07-3/10/07 (9-0-0-0)	
Longest undefeated streak away.....	8 games...2/24/08-3/26/08 (8-0-0-0)	
Longest points streak overall.....	16 games...11/15/17-12/22/17 (15-0-0-1)	
Longest points streak at home.....	13 games...10/15/17-12/22/17 (10-0-1-2)	
Longest points streak on road.....	14 games...10/29/04-1/16/05 (12-0-1-1)	
	1/9/09-2/15/09 (12-0-0-2)	
Longest losing streak (L+OTL) overall.....	6 games...1/10/08-1/18/08	
	1/15/10-1/29/10	
	3/4/17-3/14/17	
Longest losing streak (L+OTL) at home.....	5 games...10/15/15-11/12/15	
	3/24/18-3/31/18	
Longest losing streak (L+OTL) away.....	7 games...2/7/04-3/15/04	
	12/17/19-1/25/20	
Longest winless streak overall.....	9 games...1/16/16-2/4/16 (0-6-2-1)	
Longest winless streak at home.....	5 games...1/8/10-2/5/10 (0-3-1-1)	
	10/15/15-11/12/15 (0-4-1-0)	
	3/9/17-3/17/17 (0-4-0-1)	
	3/24/18-3/31/18 (0-5-0-0)	
Longest winless streak away.....	7 games...1/4/03-1/31/03 (0-6-1-0)	
	2/7/04-3/15/04 (0-7-0-0)	

**ALL-TIME REGULAR SEASON INDIVIDUAL PLAYER RECORDS**

**PLAYERS**

Most points in one season.....	86.....	Jason Krog, 2008-09
Most goals in one season.....	37.....	Jesse Schultz, 2005-06
Most assists in one season.....	66.....	Peter Sarno, 2004-05
Most penalty minutes in one season.....	285.....	Wade Brookbank, 2004-05
Most power-play goals in one season.....	16.....	Lee Goren, 2004-05
		Jason Jaffray, 2006-07
Most shorthanded goals in one season.....	5.....	Mike Brown, 2005-06
Most game-winning goals in one season.....	9.....	Jason Jaffray, 2006-07
Most points in one game.....	5.....	Peter Sarno, 4/15/05 vs. CLE (2-3)
		Mason Raymond, 11/21/07 at ROC (3-2)
		JC Lipon, 2/6/16 vs. TOR (1-4)
		Buddy Robinson, 12/15/17 at BEL (1-4)
		Jansen Harkins, 11/2/19 vs. GR (0-5)
Most goals in one game.....	4.....	Brandon Reid, 2/20/04 vs. SA
		Jason Jaffray, 10/24/06 at CHI
Most assists in one game.....	5.....	Jansen Harkins, 11/2/19 vs. GR

**GOALTENDERS**

Most appearances in one season.....	60.....	Cory Schneider, 2009-10
Most minutes played in one season.....	3,557.....	Cory Schneider, 2009-10
Most wins in one season.....	35.....	Cory Schneider, 2009-10
Most losses in one season.....	26.....	Eric Comrie, 2016-17
Most ties/OT/shootout losses in one season.....	7.....	Eric Comrie, 2015-16
Most shutouts in one season.....	6.....	Wade Flaherty, 2005-06
Lowest GAA in one season (min. 25 gms.).....	2.04.....	Cory Schneider, 2008-09
Highest save percentage in one season (min. 25 gms.).....	.935.....	Michael Hutchinson, 2017-18

**ALL-TIME REGULAR SEASON POINTS LEADERS**

Name	GP	G	A	PTS	Seasons
1 Jason Jaffray	269	96	139	235	04-09, 10-11
2 Nolan Baumgartner	385	41	144	185	02-05, 07-11
3 Brandon Reid	259	70	111	181	01-04, 06-07
4 Lee Goren	193	80	91	171	2004-07
5 JC Lipon	305	66	89	155	2015-20
6 Brad Moran	143	47	102	149	2006-08
Jason King	191	77	72	149	2002-06
8 Jesse Schultz	219	64	67	131	2003-07
9 Ryan Ready	204	54	76	130	2001-04
10 Michael Grabner	180	68	52	120	2006-10

**ALL-TIME REGULAR SEASON GOALTENDING LEADERS (WINS)**

Name	GP	W	L	OT/SOL	GAA	SV%	SO	Seasons
1 Cory Schneider	136	84	45	5	2.31	.921	12	2007-10
Eric Comrie	198	84	89	21	2.79	.912	10	2015-21
3 Alex Auld	148	69	62	11	2.71	.907	10	2001-05
4 Mikhail Berdin	127	64	50	10	2.67	.908	8	2018-22
5 Wade Flaherty	117	62	36	9	2.39	.916	12	2004-07



**Jeff Malott**

Forward Jeff Malott is just the third player in Manitoba's AHL history to lead the team in goals in consecutive seasons after posting 14 tallies in 2020-21 and 23 markers in 2021-22. The Burlington, Ont., product notched eight game-winning goals last season, tying him for second in the AHL.

**HISTORY OF TEAM CAPTAINS**

2001-03	Brian Chapman
2003-04	Dallas Eakins
2004-05	Nolan Baumgartner
2005-10	Mike Keane
2010-11	Nolan Baumgartner
2015-16	John Albert
2016-18	Patrice Cormier
2018-20	Peter Stoykewych
2020-21	none
2021-22	Jimmy Oligny

**RETIRED UNIFORM NUMBERS**

#12	Mike Keane
#21	Jimmy Roy



**PLAYOFF FACTS**

Number participated in: ..... 11  
 Number of individual series won: ..... 12  
 Number of individual series lost: ..... 11  
 Total number of playoff games played: ..... 123  
 Games won: ..... 62  
 Games lost: ..... 61  
 Number of overtime games: ..... 26  
 Overtime games won: ..... 9  
 Overtime games lost: ..... 17  
 Number of games opponents shut out: ..... 6  
 Number of games shut out by opponents: ..... 8  
 Calder Cup Championships: ..... 0  
 Losing Finalist: ..... 1 (2009)

**ALL-TIME PLAYOFF POINTS LEADERS**

Player	GP	G	A	PTS	Seasons
1 Jason Jaffray	66	25	28	53	2004-11
2 Lee Goren	40	17	15	32	2004-07
3 Guillaume Desbiens	41	8	17	25	2008-11
4 Josh Green	24	14	10	24	2004-06
5 Marco Rosa	20	7	13	20	2009-11
Michael Grabner	26	13	7	20	2006-09
Mike Keane	59	8	12	20	2005-10
8 Jesse Schultz	34	8	9	17	2004-07
9 Brad Moran	19	6	10	16	2006-08
Alexandre Burrows	27	6	10	16	2004-06
Maxime Fortunus	54	4	12	16	2005-09

**ALL-TIME PLAYOFF RESULTS**

Year	Round	Opponent	Result	GF	GA
2022	DSF	Milwaukee	L, 2-3	16	12
2019	DNQ				
2018	DF	Rockford	L, 0-4	7	18
	DSF	Grand Rapids	W, 3-2	15	14
2017	DNQ				
2016	DNQ				
2011	DF	Hamilton	L, 3-4	13	20
	DSF	Lake Erie	W, 4-3	20	18
2010	DSF	Hamilton	L, 2-4	20	22
2009	F	Hershey	L, 2-4	12	17
	CF	Houston	W, 4-2	21	16
	DF	Grand Rapids	W, 4-0	10	5
	DSF	Toronto	W, 4-2	21	12
2008	DSF	Syracuse	L, 2-4	14	14
2007	DF	Hamilton	L, 2-4	12	15
	DSF	Grand Rapids	W, 4-3	16	13
2006	DF	Grand Rapids	L, 3-4	23	19
	DSF	Syracuse	W, 4-2	15	10
2005	CF	Chicago	L, 0-4	6	15
	DF	Rochester	W, 4-1	15	11
	DSF	St. John's	W, 4-1	18	13
2004	DNQ				
2003	CSF	Hamilton	L, 3-4	16	21
	CQF	Providence	W, 3-1	6	4
	Q	Portland	W, 2-1	12	8
2002	CQF	Bridgeport	L, 1-3	7	13
	Q	Worcester	W, 2-1	8	8

**ALL-TIME PLAYOFF INDIVIDUAL PLAYER RECORDS**

**PLAYERS**

Most points in one playoff ..... 23 ..... Jason Krog, 2009  
 Most points in one playoff game ..... 4 ..... Jason Krog, 4/23/09 at TOR (2-2)  
 Jordan Schroeder, 4/19/10 vs. HAM (3-1)  
 Guillaume Desbiens, 4/19/10 vs. HAM (1-3)  
 Marco Rosa, 4/16/11 at LE (2-2)  
 Chase De Leo, 4/25/18 at GR (1-3)  
 Most goals in one playoff ..... 10 ..... Lee Goren, 2005  
 Michael Grabner, 2009  
 Most goals in one playoff game ..... 3 ..... Ryan Ready, 4/18/02 vs. BRI  
 Josh Green, 5/13/05 vs. ROC  
 Jason Jaffray, 5/1/07 vs. GR  
 Jason Jaffray, 6/2/09 vs. HER  
 Jordan Schroeder, 4/19/10 vs. HAM  
 Most assists in one playoff ..... 15 ..... Jason Krog, 2009  
 Most assists in one playoff game ..... 3 ..... Kevin Biekša, 5/11/06 vs. GR  
 Guillaume Desbiens, 4/19/10 vs. HAM  
 Chase De Leo, 4/25/18 at GR  
 Most playoff games played, all-time .. 66 ..... Jason Jaffray

**GOALTENDERS**

Most playoff appearances all-time ..... 34 ..... Cory Schneider  
 Most wins in one playoff ..... 14 ..... Cory Schneider, 2009  
 Most losses in one playoff ..... 7 ..... Cory Schneider, 2009  
 Most shutouts in one playoff ..... 2 ..... Wade Flaherty, 2005  
 Eddie Lack, 2011  
 Lowest GAA in one playoff (min. 5 gms.) ..... 1.91 ..... Mike Minard, 2003  
 Highest save percentage in one playoff  
 (min. 5 gms.) ..... 938 ..... Cory Schneider, 2008



**Leon Gawanke**

The 2021-22 campaign saw Leon Gawanke lead the Moose defense in points for the second time in the past three seasons. The Berlin, Germany, native posted a career-high 36 points (10g, 26a) in 65 games and added four points (1g, 3a) in five Calder Cup Playoff matches. Gawanke was a fifth-round pick by the Winnipeg Jets in the 2017 NHL Draft.

**DID YOU KNOW?**

The Moose set a franchise record on home ice during the 2021-22 campaign by posting a 25-9-0-2 mark at Canada Life Centre, good for a .722 points percentage.



# MILWAUKEE ADMIRALS



**Jon Greenberg**  
President



**Scott Nichol**  
General Manager



**Karl Taylor**  
Head Coach



**Nashville Predators**  
NHL Affiliate

## PERSONNEL

Governor/Chief Executive Officer ..... Harris Turer  
 President.....Jon Greenberg  
 General Manager.....Scott Nichol  
 Head Coach ..... Karl Taylor  
 Assistant Coach ..... Greg Rallo  
 Assistant Coach ..... Scott Ford  
 Strength & Conditioning Coach.....Nathan Williams  
 Head Athletic Trainer .....George Bullock, Jr.  
 Assistant Athletic Trainer.....Jaime Garcia  
 Hockey Operations Coordinator ..... Ryan Costello  
 Equipment Manager.....Adam Kocsis  
 Assistant Equipment Manger ..... Evan Watts  
 Video Coach ..... Ryan Stacey  
 Vice President of Communications ..... Charlie Larson  
 Vice President of Ticket Sales..... John Bitter  
 Vice President of Business Development.....Mike Wojciechowski  
 Radio Broadcaster ..... Aaron Sims  
 Director of Merchandise and Purchasing .....Sara Shumar  
 Director of Digital Content .....Jaymee Ebbers  
 Director of Entertainment .....Heather DeCaire  
 Director of Ticket Operations & Analytics ..... Brian Martens  
 Director of Ticket Sales Strategy.....Kory Schooley  
 Corporate Sales Fulfillment Coordinator ..... Ashley Sugden  
 Entertainment Coordinator .....Nick Wojciechowski

Senior Account Executive ..... Ryan McCampbell  
 Account Executive.....Kevin Karlson  
 Account Executive.....Megan Chatterton  
 Service Executive ..... Gabby Tolfa  
 Account Executive.....James DeRose  
 Ticket Operations Coordinator.....Gracie Thies  
 Executive Assistant..... Marcy Schneider

## TEAM INFORMATION

Club Colors ..... Navy Blue, Ice Blue, Gray  
 Home Arena ..... UW-Milwaukee Panther Arena  
 Seating Capacity ..... 9,450  
 Attendance Records..... Game: 17,653 vs. Chicago, 4/14/06 (Bradley Center)  
 9,535 vs. Iowa, 4/14/18 (Panther)  
 Season: 253,168 – 2001-02  
 Average: 6,329 – 2001-02  
 Press Box Location ..... East Side, Section 408  
 Flagship Radio Station ..... 920 WOKY, The Big 920  
 Time Zone ..... Central (EST -1)

**Milwaukee Admirals**  
 510 W. Kilbourn Ave., Suite B  
 Milwaukee, WI 53203  
 Phone: (414) 227-0550

## MEDIA DIRECTORY

### NEWSPAPER/WEB/WIRE

Milwaukee Journal Sentinel (AM) • Phone (414) 224-2310 • Contact: Dave Kallman (@davekallman) • www.jsonline.com • @js\_newswatch  
 Waukesha Freeman (PM) • Phone (262) 542-2509 • Contact: Lee Fensin @waukeshafreeman  
 Racine Journal Times (AM) • Phone (262) 634-3322 • Contact: Susan Shemanske • @racsportszone  
 OnMilwaukee.com • Phone (414) 272-0557 • www.onmilwaukee.com • @onmilwaukee  
 Associated Press • Phone (414) 225-3580 • www.ap.org • @AP

### TELEVISION

WTMJ-TV Ch. 4 (NBC) • Phone (414) 332-9611 • Contact: Rick Rietbrock (@rrietbrock) • @wtmj4news  
 WITI-TV Ch. 6 (Fox) • Phone (414) 586-2181 • Contact: Tim Van Vooren (@tvvfoxsix) • @fox6sports  
 WISN-TV Ch. 12 (ABC) • Phone (414) 937-3335 • Contact: Dario Melendez (@Dario\_Melendez) • @wisn12news  
 WDJT-TV Ch. 58 (CBS) • Phone (414) 607-8127 • Contact: Kevin Holden (@321cuekevin) • @cbs58  
 Spectrum News 1 Wisconsin • Phone (414) 908-4744 • Contact: Dennis Krause (@denniskrause1) • @SpectrumNews1WI

### RADIO

ESPN Radio Milwaukee 540 AM • Phone (414) 273-3776 • Contact: Steve Politziner • @espnmilwaukee  
 WISN-AM 1130 • Phone (414) 545-8900 • @newstalk1130  
 WTMJ-AM 620 • Phone (414) 332-9611 • Contact: Greg Matzek (@gmatzek) • @620wtmj  
 WOKY-AM 920 • Phone (414) 545-8500 • Contact: Tim Scott • www.thebig920.com • @thebig920  
 WRNW FM 97.3 • Phone (414) 545-8500 • Contact: Tim Scott • www.973thegame.com • @TheGameMKE



SEASON RESULTS

Season	Aff	Head Coach	GP	W	L	T	OTL	SOL	PTS	PCT	GF	GA	Finish	Playoff Result (W-L Record)
2001-02	NSH	David Allison	80	30	35	10	5	--	75	.469	198	207	5th, West (11)	Did not qualify
2002-03	NSH	Peter Horachek	80	32	27	14	7	--	85	.531	247	251	4th, West (7)	Lost Conference Quarterfinals (2-4)
<b>2003-04</b>	<b>NSH</b>	<b>Claude Noel</b>	<b>80</b>	<b>46</b>	<b>24</b>	<b>7</b>	<b>3</b>	<b>--</b>	<b>102</b>	<b>.638</b>	<b>269</b>	<b>191</b>	<b>1st, West</b>	<b>Won Calder Cup (16-6)</b>
2004-05	NSH	Claude Noel	80	47	24	--	4	5	103	.644	247	207	2nd, West	Lost Division Semifinals (3-4)
2005-06	NSH	Claude Noel	80	49	21	--	6	4	108	.675	268	234	1st, West	Lost Calder Cup Finals (14-7)
2006-07	NSH	Claude Noel	80	41	25	--	4	10	96	.600	227	230	3rd, West	Lost Division Semifinals (0-4)
2007-08	NSH	Lane Lambert	80	44	29	--	4	3	95	.594	231	212	4th, West	Lost Division Semifinals (2-4)
2008-09	NSH	Lane Lambert	80	49	22	--	3	6	107	.669	229	195	1st, West	Lost Division Finals (7-4)
2009-10	NSH	Lane Lambert	80	41	30	--	2	7	91	.569	237	220	4th, West	Lost Division Semifinals (3-4)
2010-11	NSH	Lane Lambert	80	44	22	--	6	8	102	.638	226	194	1st, West	Lost Division Finals (7-6)
2011-12	NSH	Kirk Muller, Ian Herbers	76	40	29	--	2	5	87	.572	210	190	2nd, Midwest (5)	Lost Conference Quarterfinals (0-3)
2012-13	NSH	Dean Evason	76	41	28	--	4	3	89	.586	197	200	2nd, Midwest (8)	Lost Conference Quarterfinals (1-3)
2013-14	NSH	Dean Evason	76	39	24	--	6	7	91	.599	215	199	3rd, Midwest (6)	Lost Conference Quarterfinals (0-3)
2014-15	NSH	Dean Evason	76	33	28	--	8	7	81	.533	206	218	5th, Midwest (11)	Did not qualify
2015-16	NSH	Dean Evason	76	48	23	--	3	2	101	.664	224	193	1st, Central	Lost Division Semifinals (0-3)
2016-17	NSH	Dean Evason	76	43	26	--	4	3	93	.612	225	215	3rd, Central	Lost Division Semifinals (0-3)
2017-18	NSH	Dean Evason	76	38	32	--	4	2	82	.539	216	235	6th, Central	Did not qualify
2018-19	NSH	Karl Taylor	76	36	24	--	14	2	88	.579	217	207	2nd, Central	Lost Division Semifinals (2-3)
2019-20	NSH	Karl Taylor	63	41	14	--	5	3	90	.714	211	141	1st, Central	Playoffs not held
2020-21	Did not play													
2021-22	NSH	Karl Taylor	76	39	28	--	5	4	87	.572	229	228	3rd, Central	Lost Division Finals (4-5)
	<b>TOTALS</b>		<b>1,547</b>	<b>821</b>	<b>515</b>	<b>31</b>	<b>99</b>	<b>81</b>	<b>1,853</b>	<b>.599</b>	<b>4,529</b>	<b>4,167</b>		

NOTE: 2011-12 – Muller (10-6-0-1), Herbers (30-23-2-4)

IN THE SYSTEM

- Yaroslav Askarov (G), 6-3, 176 lbs., catches right. Born 6/16/02, Omsk, Russia  
Last year's teams: SKA-St. Petersburg (KHL) 6gp, 2-1-2, 1.81gaa, .913sv%... SKA-Neva St. Petersburg (VHL) 9gp, 5-2-2, 2.57gaa, .899sv%, 1so
- Marc Del Gaizo (D), 5-11, 182 lbs., shoots left. Born 10/11/99, Basking Ridge, N.J.  
Last year's team: Milwaukee (AHL) 67gp, 6+13=19pts.
- Luke Evangelista (RW), 6-0, 171 lbs., shoots right. Born 2/21/02, Oakville, Ont.  
Last year's team: London (OHL) 62gp, 55+56=111pts.
- David Farrance (D), 6-0, 191 lbs., shoots left. Born 6/23/99, Rochester, N.Y.  
Last year's team: Milwaukee (AHL) 50gp, 1+13=14pts.
- Cole Smith (LW), 6-4, 202 lbs., shoots left. Born 10/28/95, Brainerd, Minn.  
Last year's teams: Milwaukee (AHL) 59gp, 21+20=41pts... Nashville (NHL) 8gp, 0+0=0pts.



Cole Smith

In a strong 2021-22 season in Milwaukee, Cole Smith registered 21 goals in 59 games, eight of which were scored on the power play. The University of North Dakota product also found himself in Nashville, playing eight games with the Predators.

2022-23 SCHEDULE (ALL TIMES LOCAL)

Day	Date	Time	Opponent	Day	Date	Time	Opponent
Sat	10/15/22	7:00 PM	@ Chicago	Wed	1/18/23	7:00 PM	Springfield
Wed	10/19/22	7:00 PM	@ Grand Rapids	Fri	1/20/23	7:00 PM	@ Iowa
Sat	10/22/22	6:00 PM	Manitoba	Sat	1/21/23	6:00 PM	@ Iowa
Wed	10/26/22	7:00 PM	Texas	Fri	1/27/23	7:00 PM	Rockford
Fri	10/28/22	7:00 PM	Belleville	Sat	1/28/23	6:00 PM	Grand Rapids
Sat	10/29/22	7:00 PM	@ Chicago	Tue	1/31/23	7:00 PM	Grand Rapids
Wed	11/2/22	10:30 AM	@ Rockford	Fri	2/3/23	7:00 PM	Manitoba
Fri	11/4/22	7:00 PM	@ San Diego	Sat	2/4/23	6:00 PM	Manitoba
Sat	11/5/22	7:00 PM	@ San Diego	Fri	2/10/23	7:00 PM	Rockford
Wed	11/9/22	10:30 AM	Chicago	Sat	2/11/23	7:00 PM	@ Rockford
Fri	11/11/22	7:00 PM	Iowa	Wed	2/15/23	11:00 AM	@ Chicago
Sun	11/13/22	3:00 PM	@ Chicago	Sat	2/18/23	6:00 PM	Texas
Fri	11/18/22	7:00 PM	@ Iowa	Sun	2/19/23	3:00 PM	Texas
Sat	11/19/22	6:00 PM	Iowa	Thu	2/23/23	7:00 PM	@ Manitoba
Tue	11/22/22	7:00 PM	Manitoba	Sat	2/25/23	2:00 PM	@ Manitoba
Fri	11/25/22	5:00 PM	@ Rockford	Wed	3/1/23	10:30 AM	Iowa
Sat	11/26/22	6:00 PM	Rockford	Fri	3/3/23	7:00 PM	@ Texas
Tue	11/29/22	7:00 PM	Texas	Sat	3/4/23	7:00 PM	@ Texas
Thu	12/1/22	11:00 AM	@ Manitoba	Tue	3/7/23	7:00 PM	Iowa
Sat	12/3/22	2:00 PM	@ Manitoba	Fri	3/10/23	7:00 PM	Tucson
Wed	12/7/22	7:00 PM	@ Rockford	Sat	3/11/23	6:00 PM	Tucson
Fri	12/9/22	7:00 PM	@ Hartford	Fri	3/17/23	7:00 PM	Chicago
Sat	12/10/22	7:05 PM	@ Springfield	Sat	3/18/23	6:00 PM	Grand Rapids
Wed	12/14/22	7:00 PM	Hartford	Sun	3/19/23	5:00 PM	@ Grand Rapids
Sat	12/17/22	6:00 PM	Toronto	Wed	3/22/23	7:00 PM	@ Toronto
Sun	12/18/22	3:00 PM	@ Chicago	Fri	3/24/23	7:00 PM	@ Laval
Wed	12/21/22	7:00 PM	Chicago	Sat	3/25/23	7:05 PM	@ Belleville
Tue	12/27/22	7:00 PM	Chicago	Fri	3/31/23	7:00 PM	@ Grand Rapids
Fri	12/30/22	6:00 PM	Grand Rapids	Sat	4/1/23	6:00 PM	Laval
Sat	12/31/22	6:00 PM	@ Grand Rapids	Sun	4/2/23	3:00 PM	@ Chicago
Fri	1/6/23	7:00 PM	San Diego	Wed	4/5/23	7:00 PM	Chicago
Sat	1/7/23	6:00 PM	San Diego	Fri	4/7/23	7:00 PM	Rockford
Tue	1/10/23	6:30 PM	@ Tucson	Sat	4/8/23	7:00 PM	@ Rockford
Wed	1/11/23	6:30 PM	@ Tucson	Wed	4/12/23	7:00 PM	@ Iowa
Sat	1/14/23	7:00 PM	@ Texas	Fri	4/14/23	7:00 PM	Chicago
Sun	1/15/23	5:00 PM	@ Texas	Sun	4/16/23	5:00 PM	Rockford

DID YOU KNOW?

The Admirals have been the top affiliate of the Nashville Predators since the Preds' inaugural season of 1998-99, when Milwaukee was a member of the International Hockey League.



**ALL-TIME REGULAR SEASON TEAM RECORDS**

Division championships (regular season).....	6.....	2003-04, 2005-06, 2008-09, 2010-11, 2015-16, 2019-20
Overall regular season championships.....	2.....	2003-04, 2019-20
Highest points percentage in one season.....	.714.....	2019-20 (41-14-5-3)
Lowest points percentage in one season.....	.469.....	2001-02 (30-35-10-5)
Most wins in one season.....	49.....	2005-06, 2008-09
Most losses in one season (L+OTL).....	40.....	2001-02
Most ties in one season.....	14.....	2002-03
Most shootout losses in one season.....	10.....	2006-07
Most goals per game scored in one season.....	3.36.....	2003-04
Fewest goals per game scored in one season.....	2.48.....	2001-02
Most goals per game allowed in one season.....	3.14.....	2002-03
Fewest goals per game allowed in one season.....	2.24.....	2019-20
Most penalty minutes in one season.....	1,930.....	2004-05
Longest winning streak overall.....	13 games.....	11/2/19-12/1/19
Longest winning streak at home.....	10 games.....	11/16/08-1/3/09
Longest winning streak away.....	8 games.....	11/8/19-12/1/19
Longest undefeated streak overall.....	13 games.....	11/2/19-12/1/19 (13-0-0-0)
Longest undefeated streak at home.....	10 games.....	11/16/08-1/3/09 (10-0-0-0)
Longest undefeated streak away.....	8 games.....	11/8/19-12/1/19 (8-0-0-0)
Longest points streak overall.....	14 games.....	3/10/19-end of season (11-0-2-1)
Longest points streak at home.....	11 games.....	11/16/08-1/8/09 (10-0-0-1)
Longest points streak on road.....	16 games.....	1/15/11-end of season (10-0-4-2) (AHL record)
Longest losing streak (L+OTL) overall.....	6 games.....	12/11/12-1/20/13 2/1/19-2/11/19 11/7/21-11/19/21
Longest losing streak (L+OTL) at home.....	6 games.....	2/1/19-2/11/19
Longest losing streak (L+OTL) away.....	7 games.....	10/23/21-11/19/21
Longest winless streak overall.....	9 games.....	1/25/03-2/15/03 (0-5-4-0)
Longest winless streak at home.....	7 games.....	3/8/15-4/17/15 (0-4-1-2)
Longest winless streak away.....	7 games.....	10/23/21-11/19/21 (0-7-0-0)

**ALL-TIME REGULAR SEASON POINTS LEADERS**

Name	GP	G	A	PTS	Seasons
1 Darren Haydar	293	110	166	276	2002-06
2 Cal O'Reilly	262	56	197	253	2005-10
3 Chris Mueller	262	87	86	173	2009-13
4 Frederick Gaudreau	280	77	95	172	14-18, 19-20
5 Mike Santorelli	207	74	97	171	2007-10
6 Rich Peverley	176	56	112	168	2005-08
7 Simon Gamache	171	65	102	167	2003-06
8 Greg Classen	224	64	87	151	01-04, 05-06
9 Alexandre Carrier	276	20	121	141	2016-20
10 Mark Van Guilder	383	61	77	138	2008-15

**ALL-TIME REGULAR SEASON GOALTENDING LEADERS (WINS)**

Name	GP	W	L	OT/SOL	GAA	SV%	SO	Seasons
1 Brian Finley	161	84	55	8	2.47	.915	15	2002-06
2 Pekka Rinne	147	83	49	11	2.54	.910	10	05-08, 13-14
3 Marek Mazanec	165	82	60	20	2.59	.909	11	2013-17
4 Jeremy Smith	127	66	46	7	2.39	.917	8	2010-13
5 Mark Dekanich	122	65	38	11	2.16	.922	9	2008-11



**Devin Cooley**

Devin Cooley returns to Milwaukee for a second season after posting a 9-10-2 record in 24 appearances in 2021-22. The 2020 Nashville signee shined during the Calder Cup Playoffs, helping the Admirals to their first series victory since 2011. Cooley made at least 40 saves in each of his three postseason wins and finished with a .926 save percentage in seven playoff contests.

**ALL-TIME REGULAR SEASON INDIVIDUAL PLAYER RECORDS**

**PLAYERS**

Most points in one season.....	92.....	Darren Haydar, 2005-06
Most goals in one season.....	35.....	Darren Haydar, 2005-06
Most assists in one season.....	63.....	Cal O'Reilly, 2007-08
Most penalty minutes in one season.....	267.....	Michael Limabas, 2013-14
Most power-play goals in one season.....	21.....	Darren Haydar, 2005-06
Most shorthanded goals in one season.....	5.....	David Gosselin, 2001-02 Cal O'Reilly, 2007-08
Most game-winning goals in one season.....	9.....	Darren Haydar, 2002-03
Most points in one game.....	6.....	Alexander Radulov, 11/14/06 at GR (1-5) Trevor Murphy, 2/5/16 at BAK (3-3)
Most goals in one game.....	4.....	Dave Scatchard, 4/9/10 vs. CHI
Most assists in one game.....	5.....	Alexander Radulov, 11/14/06 at GR Brad Winchester, 2/15/13 vs. SA

**GOALTENDERS**

Most appearances in one season.....	65.....	Pekka Rinne, 2007-08
Most minutes played in one season.....	3,840.....	Pekka Rinne, 2007-08
Most wins in one season.....	36.....	Brian Finley, 2004-05 Pekka Rinne, 2007-08
Most losses in one season.....	27.....	Marek Mazanec, 2014-15
Most ties/OT/shootout losses in one season.....	10.....	Tom McCollum, 2018-19
Most shutouts in one season.....	7.....	Brian Finley, 2004-05
Lowest GAA in one season (min. 25 gms.).....	1.92.....	Connor Ingram, 2019-20
Highest save percentage in one season (min. 25 gms.).....	.933.....	Connor Ingram, 2019-20 (.9332) Scott Darling, 2013-14 (.9325)





**PLAYOFF FACTS**

Number participated in:.....	16
Number of individual series won:.....	11
Number of individual series lost:.....	15
Total number of playoff games played:.....	127
Games won:.....	61
Games lost:.....	66
Number of overtime games:.....	24
Overtime games won:.....	14
Overtime games lost:.....	10
Number of games opponents shut out:.....	9
Number of games shut out by opponents:.....	9
Calder Cup Championships:.....	1 (2004)
Losing Finalist:.....	1 (2006)

**ALL-TIME PLAYOFF POINTS LEADERS**

	Player	GP	G	A	PTS	Seasons
1	Darren Haydar	56	33	40	73	2002-06
2	Simon Gamache	50	24	38	62	2003-06
3	Greg Classen	47	6	19	25	02-04, 05-06
4	Scottie Upshall	33	11	12	23	2002-06
5	Libor Pivko	39	10	12	22	2003-06
6	Tony Hrkac	28	8	13	21	2003-05
	Andrew Hutchinson	32	7	14	21	2002-05
8	Andreas Thuresson	37	8	11	19	2007-11
9	Mike Santorelli	24	9	9	18	2007-10
10	Chris Mueller	23	8	9	17	2009-12
	Ryan Thang	23	6	11	17	2009-12
	Wyatt Smith	29	6	11	17	2003-05
	Greg Zanon	50	3	14	17	2003-06

**HISTORY OF TEAM CAPTAINS**

2001-02	none
2002-03	Bubba Berenzweig, Domenic Pittis
2003-04	Ray Schultz
2004-05	Tony Hrkac
2005-06	Greg Zanon
2006-07	Sheldon Brookbank
2007-08	Alex Henry
2008-10	Nolan Yonkman
2010-11	Brett Palin
2011-12	Scott Ford
2012-13	Mike Moore
2013-14	Scott Ford
2014-15	Joe Piskula
2015-16	Colton Sissons
2016-18	Trevor Smith
2018-20	Jarred Tinordi
2021-22	Cole Schneider



**RETIRED UNIFORM NUMBERS**

#9	Phil Wittliff
#14	Fred Berry, Mike McNeil
#20	Darren Haydar
#26	Tony Hrkac
#27	Daniel Lecours
#44	Gino Cavallini, Kevin Willison

**ALL-TIME PLAYOFF INDIVIDUAL PLAYER RECORDS**

**PLAYERS**

Most points in one playoff.....	35.....	Darren Haydar, 2006
Most points in one playoff game.....	5.....	Libor Pivko, 5/7/04 vs. CHI (3-2) Gabriel Bourque, 4/14/11 vs. TEX (2-3)
Most goals in one playoff.....	18.....	Darren Haydar, 2006
Most goals in one playoff game.....	3.....	several times; last: Mike Santorelli, 4/21/09 at RFD
Most assists in one playoff.....	18.....	Simon Gamache, 2004
Most assists in one playoff game.....	4.....	Ryan Thang, 5/8/11 vs. HOU
Most playoff games played, all-time.....	56.....	Darren Haydar

**GOALTENDERS**

Most playoff appearances all-time.....	21.....	Wade Flaherty
Most wins in one playoff.....	16.....	Wade Flaherty, 2004
Most losses in one playoff.....	6.....	Jeremy Smith, 2011
Most shutouts in one playoff.....	3.....	Pekka Rinne, 2006
Lowest GAA in one playoff (min. 5 gms.).....	1.65.....	Drew MacIntyre, 2009
Highest save percentage in one playoff (min. 5 gms.).....	.932.....	Wade Flaherty, 2004

**ALL-TIME PLAYOFF RESULTS**

Year	Round	Opponent	Result	GF	GA
2022	DF	Chicago	L, 1-3	9	21
	DSF	Manitoba	W, 3-2	12	16
2019	DSF	Iowa	L, 2-3	10	20
2018	DNQ				
2017	DSF	Grand Rapids	L, 0-3	7	12
2016	DSF	Grand Rapids	L, 0-3	3	9
2015	DNQ				
2014	CQF	Toronto	L, 0-3	4	13
2013	CQF	Texas	L, 1-3	5	7
2012	CQF	Abbotsford	L, 0-3	6	14
2011	DF	Houston	L, 3-4	19	20
	DSF	Texas	W, 4-2	16	13
2010	DSF	Chicago	L, 3-4	22	20
2009	DF	Houston	L, 3-4	19	16
	DSF	Rockford	W, 4-0	10	4
2008	DSF	Chicago	L, 2-4	11	16
2007	DSF	Chicago	L, 0-4	7	13
2006	F	Hershey	L, 2-4	14	25
	CF	Grand Rapids	W, 4-0	14	7
	DF	Houston	W, 4-0	23	10
	DSF	Iowa	W, 4-3	19	20
2005	DSF	Cincinnati	L, 3-4	18	20
<b>2004</b>	<b>F</b>	<b>W-B/Scranton</b>	<b>W, 4-0</b>	<b>19</b>	<b>8</b>
	<b>CF</b>	<b>Rochester</b>	<b>W, 4-1</b>	<b>12</b>	<b>9</b>
	<b>DF</b>	<b>Chicago</b>	<b>W, 4-2</b>	<b>18</b>	<b>14</b>
	<b>DSF</b>	<b>Cincinnati</b>	<b>W, 4-3</b>	<b>26</b>	<b>16</b>
2003	CQF	Houston	L, 0-3	6	10
	Q	Rochester	W, 2-1	13	10
2002	DNQ				



**UW-Milwaukee Panther Arena**

The Admirals returned to the UW-Milwaukee Panther Arena in 2016, the place they called home from the early 1970's until 1986. One of the first TV-friendly venues in the nation, the building originally known as Milwaukee Arena came of age with rock and roll and later gained fame as the MECCA, a house of champions with a reputation for unparalleled fan intensity and an audacious pop-art basketball floor. A major 1998 renovation readied the building for the 21st century with new technology and enhanced accommodations for both patrons and productions, while retaining its fervor-inducing geometry and super-strong, ready-to-rig ceiling.



**WESTERN CONFERENCE, PACIFIC DIVISION – 8TH SEASON**

www.ontarioreign.com  /ontarioreign  @ontarioreign  ontarioreignhockey



# ONTARIO REIGN



**Richard Seeley**  
General Manager



**Darren Abbott**  
President



**Marco Sturm**  
Head Coach



**Los Angeles Kings**  
NHL Affiliate

**PERSONNEL**

General Manager.....Richard Seeley  
 President.....Darren Abbott  
 Head Coach.....Marco Sturm  
 Assistant Coach.....Chris Hajt  
 Assistant Coach.....Brad Schuler  
 Goaltending Development Coach.....Matt Millar  
 Video Coach.....Cole Lussier  
 Strength & Conditioning Coach.....Andre Carere  
 Head Athletic Trainer.....Aisha Visram  
 Head Equipment Manager.....Luke Eichas  
 Assistant Athletic Trainer.....Andrew Oddy  
 Assistant Equipment Manager.....Justin Penna  
 Assistant Equipment Manager.....Alex Ryan  
 Massage Therapist.....Dane Skinner  
 Vice President, Sales & Marketing.....Nate Downer  
 Vice President, Business Operations.....Jasmyn Wilson  
 Senior Manager, Game Presentation & Events.....Annie Merovich  
 Senior Manager, Marketing & Creative.....Matt McElroy  
 Manager, Inside Sales.....Ariel Padilla  
 Manager, Group Sales.....Jesse Torres  
 Manager, Communications & Content.....Jared Shafran  
 Manager, Corporate Partnerships.....Brandon Poppell  
 Broadcaster & Group Sales Representative.....Josh Schaefer  
 Community Relations & Hope Reigns Foundation.....Alyssa Savala  
 Account Executive, Corporate Partnerships.....Andrew Wilson  
 Account Executive, Group Sales.....Clayton Radl  
 Account Executive, Group Sales.....Daniel Tabibian

Account Executive, Premium Seating.....Chris Davis  
 Account Executive, Season Tickets.....Noah Griffith  
 Account Executive, Season Tickets.....Jerry Dangler  
 Account Executive, Season Tickets.....Cameron Jackson  
 Service Executive, Season Tickets.....Heather Furey  
 Service Executive, Season Tickets.....Monique Karraa  
 Service Executive, Season Tickets.....Matthew Andrews  
 Ticket Operations Coordinator.....Cristina Loza  
 Video & Content Coordinator.....Tyler Bujer  
 Coordinator, Marketing & Events.....Bailey Long  
 Associate Graphic Designer.....Ben Westlake  
 Office Coordinator.....Danyelle Deleon

**TEAM INFORMATION**

Club Colors.....White, Black, Silver  
 Home Arena.....Toyota Arena  
 Seating Capacity.....9,491  
 Attendance Records.....Game: 9,725 vs. Colorado, 12/15/18  
 Season: 291,366 – 2015-16  
 Average: 8,570 – 2015-16  
 Press Box Location.....Third level above Section 215  
 Audio Webcasts.....www.ontarioreign.com/broadcast  
 Time Zone.....Pacific (EST -3)

**Ontario Reign**  
 901 Via Piemonte, Suite 370  
 Ontario, CA 91764  
 Phone: (909) 941-7825

**MEDIA DIRECTORY**

**NEWSPAPER/WEB/WIRE**

Inland Valley Daily Bulletin • Phone (909) 483-9363 • www.dailybulletin.com  
 Press Enterprise • Phone (951) 368-9533 • Contact: Jim Alexander (@Jim\_Alexander) • www.pe.com  
 SoCal News Group • Phone (909) 483-9375 • Contact: Robert Morales (@RMoralesPT) • www.scng.com  
 Los Angeles Daily News • Phone (831) 212-2391 • Contact: Andrew Knoll (@AndrewKnollNHL) • www.dailynews.com  
 Los Angeles Times • Phone (213) 237-5000 • Contact: Helene Elliott (@helenenothelen) • www.latimes.com  
 LA Kings Insider • Contact: Zach Dooley (@DooleyLAK) • www.lakingsinsider.com  
 Associated Press • Phone (213) 626-1200 • www.ap.org • @AP

**TELEVISION**

Bally Sports West • Phone (714) 754-1018 • Contact: Jack Wilson (@JackAWilson) • www.ballysports.com/west-socal  
 KTTV (FOX) • Phone (310) 584-2000 • Contact: Kyle Kraska (@KyleKraska) • www.foxla.com  
 KABC (ABC) • Phone (818) 863-7777 • Contact: Rob Fukuzaki (@ABC7Rob) • www.abc7.com  
 KNBC (NBC) • Phone (818) 684-4444 • Contact: Fred Roggin (@FredNBCLA) • www.nbclosangeles.com  
 KCBS (CBS) • Phone (818) 655-2000 • Contact: Jim Hill • losangeles.cbslocal.com • @CBSLA  
 KTLA (CW) • Phone (323) 460-5500 • Contact: Steve Hartman (@cannonhartman) • www.ktla.com

**RADIO**

LA Kings Audio Network • Contact: Jesse Cohen • www.lakings.com/iheart • @iHeartLAKings  
 NBC News (KCAA) • Phone (909) 885-8502 • Contact: Mark Westwood • www.kcaaradio.com • @KCAA1050AM  
 Fox Sports Radio • Phone (951) 684-1991 • Contact: Don Fair • www.foxsportsradio1350.com • @FoxSports1350AM  
 iHeartMedia (KLAC) • Phone (818) 559-2252 • Contact: Greg Ashlock • am570lasports.iheart.com • @AM570LASports  
 ESPN Radio Los Angeles (KSPN) • Phone (877) 710-3776 • Contact: Tommy Lam • www.espnlosangeles.com • @ESPNLosAngeles



**SEASON RESULTS**

Season	Aff	Head Coach	GP	W	L	T	OTL	SOL	PTS	PCT	GF	GA	Finish	Playoff Result (W-L Record)
2015-16	LA	Mike Stothers	68	44	19	--	4	1	93	.684	192	138	1st, Pacific	Lost Conference Finals (7-6)
2016-17	LA	Mike Stothers	68	36	21	--	10	1	83	.610	199	190	3rd, Pacific	Lost Division Semifinals (2-3)
2017-18	LA	Mike Stothers	68	36	25	--	4	3	79	.581	200	194	3rd, Pacific	Lost Division Semifinals (1-3)
2018-19	LA	Mike Stothers	68	25	33	--	6	4	60	.441	213	274	7th, Pacific	Did not qualify
2019-20	LA	Mike Stothers	57	29	22	--	5	1	64	.561	166	198	5th, Pacific	Playoffs not held
2020-21	LA	John Wroblewski	40	17	19	--	4	0	38	.475	136	149	6th, Pacific	Lost Play-in Semifinal (0-1)
2021-22	LA	John Wroblewski, Chris Hajt/Craig Johnson	68	41	18	--	5	4	91	.669	259	219	2nd, Pacific	Lost Division Semifinals (2-3)
<b>TOTALS</b>			<b>437</b>	<b>228</b>	<b>157</b>	<b>--</b>	<b>38</b>	<b>14</b>	<b>508</b>	<b>.581</b>	<b>1,365</b>	<b>1,362</b>		

NOTE: 2021-22 – Wroblewski (33-10-4-3), Hajt/Johnson (8-8-1-1)

**IN THE SYSTEM**

- Samuel Fagemo (F), 6-0, 200 lbs., shoots right. Born 3/14/00, Goteborg, Sweden  
Last year's teams: Ontario (AHL) 63gp, 27+17=44pts... Los Angeles (NHL) 4gp, 0+0=0pts.
- Helge Grans (D), 6-3, 205 lbs., shoots right. Born 5/10/02, Ljungby, Sweden  
Last year's team: Ontario (AHL) 56gp, 7+17=24pts.
- Tyler Madden (F), 5-11, 180 lbs., shoots right. Born 11/9/99, Deerfield Beach, Fla.  
Last year's team: Ontario (AHL) 48gp, 14+17=31pts.
- Akil Thomas (F), 6-0, 185 lbs., shoots right. Born 1/2/00, Scarborough, Ont.  
Last year's team: Ontario (AHL) 40gp, 8+5=13pts.
- Alex Turcotte (F), 5-11, 185 lbs., shoots left. Born 2/26/01, Island Lake, Ill.  
Last year's teams: Ontario (AHL) 27gp, 6+12=18pts... Los Angeles (NHL) 8gp, 0+0=0pts.



**Samuel Fagemo**

Samuel Fagemo finished fourth in team scoring during his second season with the Reign in 2021-22, posting 27 goals and 44 points in 63 games. A second-round pick by Los Angeles in the 2019 NHL Draft, Fagemo also made his NHL debut with the Kings on Jan. 13, 2022, and went on to appear in four games.



**2022-23 SCHEDULE (ALL TIMES LOCAL)**

Day	Date	Time	Opponent	Day	Date	Time	Opponent
Fri	10/14/22	7:00 PM	Abbotsford	Tue	1/24/23	7:00 PM	@ Calgary
Sun	10/16/22	5:00 PM	Bakersfield	Wed	1/25/23	7:00 PM	@ Calgary
Tue	10/18/22	7:00 PM	Henderson	Sat	1/28/23	7:00 PM	@ San Diego
Fri	10/21/22	7:00 PM	@ San Diego	Sun	1/29/23	5:00 PM	Calgary
Sat	10/22/22	6:00 PM	San Diego	Tue	1/31/23	7:00 PM	Colorado
Wed	10/26/22	7:00 PM	@ San Jose	Fri	2/3/23	7:00 PM	Tucson
Sat	10/29/22	6:00 PM	Bakersfield	Sat	2/4/23	6:00 PM	Tucson
Thu	11/3/22	7:05 PM	@ Colorado	Fri	2/10/23	7:00 PM	@ Bakersfield
Sat	11/5/22	7:05 PM	@ Colorado	Sat	2/11/23	7:00 PM	@ Henderson
Thu	11/10/22	7:00 PM	@ San Jose	Wed	2/15/23	7:00 PM	@ San Jose
Sat	11/12/22	7:00 PM	@ Bakersfield	Fri	2/17/23	7:00 PM	Coachella Valley
Sun	11/13/22	3:00 PM	San Diego	Sat	2/18/23	7:00 PM	@ San Diego
Sat	11/19/22	3:00 PM	@ Henderson	Mon	2/20/23	3:00 PM	@ Coachella Valley
Sun	11/20/22	3:00 PM	Henderson	Wed	2/22/23	7:00 PM	Coachella Valley
Wed	11/23/22	7:00 PM	San Jose	Fri	2/24/23	7:00 PM	San Jose
Sat	11/26/22	6:00 PM	Tucson	Sun	2/26/23	3:00 PM	San Diego
Sun	11/27/22	3:00 PM	Tucson	Wed	3/1/23	7:00 PM	Abbotsford
Fri	12/2/22	7:00 PM	Colorado	Fri	3/3/23	7:00 PM	@ San Jose
Sun	12/4/22	5:00 PM	Bakersfield	Sat	3/4/23	7:00 PM	@ Bakersfield
Wed	12/7/22	7:00 PM	Henderson	Wed	3/8/23	7:00 PM	San Jose
Fri	12/9/22	7:00 PM	@ Tucson	Fri	3/10/23	7:00 PM	Calgary
Sat	12/10/22	7:00 PM	@ Tucson	Sun	3/12/23	3:00 PM	Calgary
Fri	12/16/22	7:00 PM	@ Bakersfield	Fri	3/17/23	7:00 PM	@ Abbotsford
Sat	12/17/22	6:00 PM	Bakersfield	Sat	3/18/23	7:00 PM	@ Abbotsford
Tue	12/20/22	7:00 PM	@ Calgary	Tue	3/21/23	6:30 PM	@ Tucson
Wed	12/21/22	7:00 PM	@ Calgary	Wed	3/22/23	6:30 PM	@ Tucson
Wed	12/28/22	7:00 PM	@ Coachella Valley	Fri	3/24/23	7:00 PM	Abbotsford
Sat	12/31/22	6:00 PM	Calgary	Sun	3/26/23	3:00 PM	Abbotsford
Fri	1/6/23	7:00 PM	San Jose	Wed	3/29/23	7:00 PM	Colorado
Sun	1/8/23	3:00 PM	@ Coachella Valley	Fri	3/31/23	7:00 PM	Coachella Valley
Wed	1/11/23	7:00 PM	@ Henderson	Sun	4/2/23	3:00 PM	Colorado
Fri	1/13/23	7:00 PM	@ San Diego	Fri	4/7/23	7:00 PM	@ Abbotsford
Sat	1/14/23	6:00 PM	San Diego	Sat	4/8/23	7:00 PM	@ Abbotsford
Tue	1/17/23	7:05 PM	@ Colorado	Wed	4/12/23	7:00 PM	@ Coachella Valley
Wed	1/18/23	7:05 PM	@ Colorado	Fri	4/14/23	7:00 PM	Henderson
Sat	1/21/23	6:00 PM	Coachella Valley	Sat	4/15/23	7:00 PM	@ Henderson



**T.J. Tynan**

T.J. Tynan was named the AHL's MVP for the second consecutive season in 2021-22, collecting 84 assists and 98 points in just 62 games with the Reign. His assist total tied for the third-most in league history, and his production included 32 multiple-point games and a 13-game assist streak from Mar. 22 to Apr. 22.



**ALL-TIME REGULAR SEASON TEAM RECORDS**

Division championships (regular season).....	1.....	2015-16
Overall regular season championships.....	0	
Highest points percentage in one season.....	.684.....	2015-16 (44-19-4-1)
Lowest points percentage in one season.....	.441.....	2018-19 (25-33-6-4)
Most wins in one season.....	44.....	2015-16
Most losses in one season (L+OTL).....	39.....	2018-19
Most shootout losses in one season.....	4.....	2018-19, 2021-22
Most goals per game scored in one season.....	3.81.....	2021-22
Fewest goals per game scored in one season.....	2.82.....	2015-16
Most goals per game allowed in one season.....	4.03.....	2018-19
Fewest goals per game allowed in one season.....	2.03.....	2015-16
Most penalty minutes in one season.....	1,103.....	2015-16
Longest winning streak overall.....	8 games.....	10/19/21-11/7/22
Longest winning streak at home.....	8 games.....	1/22/22-3/7/22
Longest winning streak away.....	7 games.....	2/26/16-3/22/16 1/24/20-2/26/20 4/24/21-end of season
Longest points streak overall.....	10 games.....	10/16/21-11/7/21 (9-0-0-1) 1/2/22-1/27/22 (8-0-1-1)
Longest points streak at home.....	14 games.....	1/2/22-3/9/22 (11-0-2-1)
Longest points streak away.....	7 games.....	2/26/16-3/22/16 (7-0-0-0) 1/24/20-2/26/20 (7-0-0-0) 4/24/21-end of season (7-0-0-0)
Longest losing streak (L+OTL) overall.....	7 games.....	2/19/21-3/7/21 (0-6-1-0)
Longest losing streak (L+OTL) at home.....	6 games.....	4/4/21-4/25/21 (0-4-2-0)
Longest losing streak (L+OTL) away.....	6 games.....	2/6/21-3/6/21 (0-6-0-0)
Longest winless streak overall.....	7 games.....	2/19/21-3/7/21 (0-6-1-0)
Longest winless streak at home.....	6 games.....	4/4/21-4/25/21 (0-4-2-0)
Longest winless streak away.....	7 games.....	11/30/18-1/9/19 (0-6-0-1) 3/12/19-4/5/19 (0-5-1-1)

**ALL-TIME REGULAR SEASON INDIVIDUAL PLAYER RECORDS**

**PLAYERS**

Most points in one season.....	98.....	T.J. Tynan, 2021-22
Most goals in one season.....	40.....	Martin Frk, 2021-22
Most assists in one season.....	84.....	T.J. Tynan, 2021-22
Most penalty minutes in one season.....	147.....	Kurtis MacDermid, 2018-19
Most power-play goals in one season.....	15.....	Martin Frk, 2021-22
Most shorthanded goals in one season.....	3.....	Brett Sutter, 2017-18 Lias Andersson, 2020-21
Most game-winning goals in one season.....	8.....	Sean Backman, 2015-16
Most points in one game.....	5.....	Philippe Maillet, 3/24/18 at SJ (1-4)
Most goals in one game.....	3.....	several times; last: Akil Thomas, 4/20/22 at COL
Most assists in one game.....	4.....	Matt Moulson, 12/13/17 at TEX Philippe Maillet, 3/24/18 at SJ Philippe Maillet, 2/6/19 at SD

**GOALTENDERS**

Most appearances in one season.....	60.....	Peter Budaj, 2015-16
Most minutes played in one season.....	3,574.....	Peter Budaj, 2015-16
Most wins in one season.....	42.....	Peter Budaj, 2015-16
Most losses in one season.....	19.....	Cal Petersen, 2018-19
Most OT/shootout losses in one season.....	7.....	Peter Budaj, 2018-19 Matt Villalta, 2021-22
Most shutouts in one season.....	9.....	Peter Budaj, 2015-16
Lowest GAA in one season (min. 25 gms.).....	1.75.....	Peter Budaj, 2015-16
Highest save percentage in one season (min. 25 gms.).....	.932.....	Peter Budaj, 2015-16

**HISTORY OF TEAM CAPTAINS**

2015-17	Vincent LoVerde
2017-22	Brett Sutter

**ALL-TIME REGULAR SEASON POINTS LEADERS**

Name	GP	G	A	PTS	Seasons
1 Brett Sutter	379	81	99	180	2015-22
2 Michael Mersch	165	61	64	125	2015-18
3 Martin Frk	109	69	52	121	2019-22
4 Matt Moulson	117	46	62	108	2017-19
Jonny Brodzinski	156	56	52	108	2015-19
6 Mike Amadio	130	35	69	104	15-19, 20-21
7 T.J. Tynan	62	14	84	98	2021-22
8 T.J. Hensick	127	27	70	97	2016-18
9 Philippe Maillet	140	36	58	94	2016-19
10 Sean Backman	135	33	56	89	2015-17
Matt Luff	139	35	54	89	2016-21

**ALL-TIME REGULAR SEASON GOALTENDING LEADERS (WINS)**

Name	GP	W	L	OT/SOL	GAA	SV%	SO	Seasons
1 Cal Petersen	116	53	48	9	3.32	.904	7	2017-20
2 Peter Budaj	87	49	25	11	2.33	.917	10	15-16, 18-19
3 Matthew Villalta	86	46	24	10	3.14	.899	1	2019-22
4 Jack Campbell	80	43	26	10	2.67	.912	5	2016-19
5 Jean-Francois Berube	19	7	9	2	3.39	.885	0	2020-21



**Matt Villalta**

Matt Villalta had the best season of his young professional career in 2021-22, ranking third in the AHL with 28 wins and fourth with 2,660 minutes played over 46 appearances with the Reign. Villalta's 2.98 goals-against average and .903 save percentage last season were both personal bests.

**DID YOU KNOW?**

During the 2021-22 season, the Reign had 15 players that received a call-up to the NHL and appeared in a game.

**PLAYOFF FACTS**

Number participated in: .....5  
 \*Number of individual series won: .....3  
 \*Number of individual series lost: .....5  
 Total number of playoff games played: .....28  
 Games won: .....12  
 Games lost: .....16  
 Number of overtime games: .....8  
 Overtime games won: .....3  
 Overtime games lost: .....5  
 Number of games opponents shut out: .....0  
 Number of games shut out by opponents: .....3  
 Calder Cup Championships: .....0  
 Losing Finalist: .....0  
 \*Includes 2021 Play-In Series

**ALL-TIME PLAYOFF POINTS LEADERS**

	Player	GP	G	A	PTS	Seasons
1	Michael Mersch	22	3	9	12	2015-18
2	Nic Dowd	13	4	7	11	2015-16
	Mike Amadio	20	4	7	11	2015-18
4	Jonny Brodzinski	13	5	5	10	2015-18
5	Justin Auger	22	6	3	9	2015-18
6	Kevin Gravel	12	1	6	7	2015-16
	Adrian Kempe	18	4	3	7	2015-17
8	Martin Frk	6	3	3	6	2020-22
	T.J. Hensick	9	3	3	6	2016-18
	Joel Lowry	12	4	2	6	2015-16
	Brett Sutter	20	2	4	6	2015-22

**ALL-TIME PLAYOFF RESULTS**

Year	Round	Opponent	Result	GF	GA
2022	DSF	Colorado	L, 0-3	7	20
	FR	San Diego	W, 2-0	10	6
2021	Play-In	Colorado	L, 0-1	4	5
2019	DNQ				
2018	DSF	Texas	L, 1-3	12	11
2017	DSF	San Diego	L, 2-3	10	12
2016	CF	Lake Erie	L, 0-4	6	13
	DF	San Diego	W, 4-1	13	11
	DSF	San Jose	W, 3-1	11	6



**Akil Thomas**

Los Angeles' second-round selection in the 2018 NHL Draft, Akil Thomas caught fire late in the 2021-22 regular season, notching 11 points over his final 14 games including a hat trick on Apr. 20 at Colorado. Thomas went on to score a team-leading four goals in four Calder Cup Playoff contests.


**ALL-TIME PLAYOFF INDIVIDUAL PLAYER RECORDS**

**PLAYERS**

Most points in one playoff .....11..... Nic Dowd, 2016  
 Most points in one playoff game .....3 ..... several times; last:  
 Vladimir Tkachev, 5/4/22 vs. SD (1-2)  
 Most goals in one playoff .....4 ..... Nic Dowd, 2016  
 Joel Lowry, 2016  
 Adrian Kempe, 2016  
 Akil Thomas, 2022  
 Most goals in one playoff game .....2 ..... several times; last:  
 Akil Thomas, 5/4/22 vs. SD  
 Samuel Fagemo, 5/4/22 vs. SD  
 Most assists in one playoff .....7 ..... Nic Dowd, 2016  
 Most assists in one playoff game .....2 ..... several times; last:  
 Martin Frk, 5/5/22 vs. SD  
 Most playoff games played, all-time .....22 ..... Justin Auger  
 Kurtis MacDermid  
 Michael Mersch

**GOALTENDERS**

Most playoff appearances all-time .....13 ..... Peter Budaj  
 Most wins in one playoff .....7 ..... Peter Budaj, 2016  
 Most losses in one playoff .....6 ..... Peter Budaj, 2016  
 Most shutouts in one playoff .....0  
 Lowest GAA in one playoff (min. 5 gms.) .....1.70 ..... Jack Campbell, 2017  
 Highest save percentage in one playoff  
 (min. 5 gms.) ..... .934 ..... Jack Campbell, 2017



**Toyota Arena**

Built and owned by the City of Ontario, Toyota Arena received a new name in May 2019. The state-of-the-art venue, which opened in October 2008, hosts Reign hockey as well as other sporting events, concerts, family shows and special events. The venue is the largest and most modern arena in the Inland Empire, featuring 36 luxury suites and a continuous concourse housing a variety of concession and refreshment stands, merchandise kiosks, a VIP club and other fan amenities.





# PROVIDENCE BRUINS



**Jeff Hagan**  
President



**Don Sweeney**  
General Manager, Boston Bruins



**Ryan Mouganel**  
Head Coach



**Boston Bruins**  
NHL Affiliate

**PERSONNEL**

Owner ..... H. Larue Renfroe  
 Chief Executive Officer ..... Jeff Fear  
 Governor ..... Matt Poore  
 General Manager, Boston Bruins..... Don Sweeney  
 Assistant General Manager & Director of Legal Affairs,  
 Boston Bruins..... Evan Gold  
 Assistant General Manager - Player Personnel,  
 Boston Bruins..... Jamie Langenbrunner  
 President..... Jeff Hagan  
 Head Coach ..... Ryan Mouganel  
 Assistant Coach ..... Trent Whitfield  
 Assistant Coach ..... Matt Thomas  
 Athletic Trainer ..... Rob Tagle  
 Assistant Athletic Trainer..... Dan Hickey  
 Equipment Manager..... Anthony Pelleccione  
 Assistant Equipment Manager..... Corey Wood  
 Strength and Conditioning Coach ..... Pat Dugan  
 Communications Specialist..... Jordan Conn  
 Chief Marketing Officer..... Nathan Roberts  
 Chief Ticketing Officer ..... David DeNitto  
 Vice President – Tickets, Events + Suites .....Anthony Pontrelli  
 Vice President – Tickets, Events + Suites .....CJ Tsoumakas  
 Director, Business Operations .....Andrew Clark  
 Director of Season Memberships & Groups..... Eric Charles

Director of Special Events & Community Initiatives...Stephanie Parrillo  
 Account Manager – Tickets, Events + Suites..... Nick D’Amico  
 Account Manager – Tickets, Events + Suites..... Jack Webster  
 Account Coordinator – Tickets, Events + Suites .....Matt Long  
 Account Coordinator – Tickets, Events + Suites .....Mat Galvao  
 Associate – Tickets + Events..... Brendan Connolly

**TEAM INFORMATION**

Club Colors ..... Black and Gold  
 Home Arena ..... Amica Mutual Pavilion  
 Seating Capacity ..... 11,273  
 Attendance Records.....Game: 11,909 - several times;  
 last: vs. Albany, 3/8/02  
 Season: 371,162 – 1992-93  
 Average: 9,279 – 1992-93  
 Press Box Location ..... Luxury Suite Level  
 Time Zone ..... Eastern

**Providence Bruins**  
 1 LaSalle Square  
 Providence, RI 02903  
 Phone: (401) 273-5000

**MEDIA DIRECTORY**

**NEWSPAPER/WEB/WIRE**

Providence Journal • Phone (401) 277-7340 • Contact: Bill Corey (@ProJoBC) • www.projo.com  
 Rinkside Rhode Island • Phone (508) 287-5632 • Contact: Mark Diverver (@MarkDiverver) • www.rinksidehohodeisland.com  
 New Bedford Standard-Times • Phone (508) 979-4460 • Contact: Mick Colageo (@mickcolageo) • www.s-t.com  
 Attleboro Sun Chronicle • Phone (508) 222-7000 • Contact: Peter Gobis • www.thesunchronicle.com  
 Boston Globe • Phone (617) 929-3235 • Contact: Kevin Paul DuPont (@GlobeKPD) • www.bostonglobe.com • @globebruins  
 Boston Herald • Phone (617) 619-6661 • Contact: Steven Conroy (@conroyherald) • www.bostonherald.com • @bostonheraldsports  
 Patriot Ledger • Phone (617) 786-7058 • Contact: Mike Loftus (@loftusatlledger) • www.patriotledger.com  
 New England Hockey Journal • Phone (617) 773-9955 • Contact: Eric Beato • www.hockeyjournal.com • @NEHockeyJournal  
 Associated Press • Phone (401) 274-2270 • Contact: Mike Scandura • www.ap.org • @AP

**TELEVISION**

WLNE-TV 6 (ABC) • Phone (401) 453-8000 • Contact: Nick Coit (@NickCoit) • www.abc6.com • @abc6  
 WJAR-TV 10 (NBC) • Phone (401) 455-9105 • Contact: Frank Carpano (@nbc10\_frankcarp), Joe Kayata (@nbc10\_joe) • www.turnto10.com • @nbc10  
 WPRI-TV 12 (CBS)/Fox 64 • Phone (401) 438-3310 • Contact: Morey Hersh Gordon (@MHershGordon) • www.wpri.com • @wpri12  
 NESN • Phone (617) 536-9233 • Contact: Brian Zechello • www.nesn.com • @nesn  
 NBC Sports Boston • Phone (617) 933-9300 • Contact: Joe Haggerty (@hackswithhags) • www.nbcsports.com/boston • @nbcsboston

**RADIO**

WHJY-FM 94.1/WHJJ-AM 920 • Phone (401) 781-9979 • @920whjj  
 WEEL-FM 103.7 • Phone (401) 751-9334 • @weei  
 WCTK-FM 98.1 • Phone (401) 467-4366 • @catcountry981  
 WBZ-FM 98.5 • Phone (617) 746-1400 • @cbsboston  
 WPRO-AM 630 • Phone (401) 433-4200 • @wpro



# PROVIDENCE BRUINS

## SEASON RESULTS

Season	Aff	Head Coach	GP	W	L	T	OTL	SOL	PTS	PCT	GF	GA	Finish	Playoff Result (W-L Record)
1992-93	BOS	Mike O'Connell	80	46	32	2	--	--	94	.588	384	348	1st, Northern	Lost Division Semifinals (2-4)
1993-94	BOS	Mike O'Connell	80	28	39	13	--	--	69	.431	283	319	5th, Northern	Did not qualify
1994-95	BOS	Steve Kasper	80	39	30	11	--	--	89	.556	300	268	3rd, Northern	Lost Division Finals (6-7)
1995-96	BOS	Bob Francis	80	30	36	10	4	--	74	.463	249	280	4th, Northern	Lost Conference Quarterfinals (1-3)
1996-97	BOS	Bob Francis	80	35	40	3	2	--	75	.469	262	289	4th, New England	Lost Conference Semifinals (4-6)
1997-98	BOS	Tom McVie	80	19	49	7	5	--	50	.313	211	301	5th, New England	Did not qualify
<b>1998-99</b>	<b>BOS</b>	<b>Peter Laviolette</b>	<b>80</b>	<b>56</b>	<b>16</b>	<b>4</b>	<b>4</b>	<b>--</b>	<b>120</b>	<b>.750</b>	<b>321</b>	<b>223</b>	<b>1st, New England</b>	<b>Won Calder Cup (15-4)</b>
1999-2000	BOS	Peter Laviolette	80	33	38	6	3	--	75	.469	231	269	5th, New England	Lost Conference Finals (10-4)
2000-01	BOS	Bill Armstrong	80	35	31	10	4	--	84	.525	245	242	3rd, New England	Lost Conference Finals (8-9)
2001-02	BOS	Bill Armstrong	80	35	33	8	4	--	82	.513	190	223	3rd, East (10)	Lost Qualifying Series (0-2)
2002-03	BOS	Mike Sullivan, Scott Gordon	80	44	20	11	5	--	104	.650	268	227	1st, North (2)	Lost Conference Quarterfinals (1-3)
2003-04	BOS	Scott Gordon	80	36	29	11	4	--	87	.544	170	170	4th, Atlantic	Lost Qualifying Series (0-2)
2004-05	BOS	Scott Gordon	80	40	30	--	3	7	90	.563	211	202	4th, Atlantic	Lost Conference Finals (10-7)
2005-06	BOS	Scott Gordon	80	43	31	--	1	5	92	.575	254	217	4th, Atlantic	Lost Division Semifinals (2-4)
2006-07	BOS	Scott Gordon	80	44	30	--	2	4	94	.588	251	218	3rd, Atlantic	Lost Division Finals (6-7)
2007-08	BOS	Scott Gordon	80	55	18	--	3	4	117	.731	280	206	1st, Atlantic	Lost Division Finals (6-4)
2008-09	BOS	Rob Murray	80	43	29	--	2	6	94	.588	238	232	2nd, Atlantic	Lost Conference Finals (9-7)
2009-10	BOS	Rob Murray	80	36	38	--	5	1	78	.488	207	226	7th, Atlantic	Did not qualify
2010-11	BOS	Rob Murray	80	38	36	--	3	3	82	.513	209	252	5th, Atlantic	Did not qualify
2011-12	BOS	Bruce Cassidy	76	35	34	--	3	4	77	.507	193	214	4th, Atlantic (12)	Did not qualify
2012-13	BOS	Bruce Cassidy	76	50	21	--	0	5	105	.691	222	183	1st, Atlantic (1)	Lost Conference Semifinals (6-6)
2013-14	BOS	Bruce Cassidy	76	40	25	--	2	9	91	.599	233	210	3rd, Atlantic (7)	Lost Conference Semifinals (6-6)
2014-15	BOS	Bruce Cassidy	76	41	26	--	7	2	91	.599	209	185	2nd, Atlantic (6)	Lost Conference Quarterfinals (2-3)
2015-16	BOS	Bruce Cassidy	76	41	22	--	9	4	95	.625	238	198	2nd, Atlantic	Lost Division Semifinals (0-3)
2016-17	BOS	Kevin Dean	76	43	23	--	6	4	96	.632	229	188	4th, Atlantic	Lost Conference Finals (8-9)
2017-18	BOS	Jay Leach	76	45	26	--	3	2	95	.625	231	187	4th, Atlantic	Lost Division Semifinals (1-3)
2018-19	BOS	Jay Leach	76	38	27	--	8	3	87	.572	228	212	4th, Atlantic	Lost Division Semifinals (1-3)
2019-20	BOS	Jay Leach	62	38	18	--	3	3	82	.661	197	154	1st, Atlantic	Playoffs not held
2020-21	BOS	Jay Leach	25	15	6	--	2	2	34	.680	78	60	1st, Atlantic	Playoffs not held
2021-22	BOS	Ryan Mougenel	72	36	25	--	5	6	83	.576	199	192	3rd, Atlantic	Lost Division First Round (0-2)
<b>TOTALS</b>			<b>2,287</b>	<b>1,157</b>	<b>858</b>	<b>96</b>	<b>102</b>	<b>74</b>	<b>2,586</b>	<b>.565</b>	<b>7,021</b>	<b>6,695</b>		

NOTE: 2002-03 - Sullivan (41-17-9-4, 1-2 playoffs), Gordon (3-3-2-1, 0-1 playoffs)

### 2022-23 SCHEDULE (ALL TIMES LOCAL)

Day	Date	Time	Opponent	Day	Date	Time	Opponent
Fri	10/14/22	7:05 PM	Bridgeport	Sun	1/15/23	3:05 PM	Hartford
Sun	10/16/22	3:05 PM	@ Springfield	Fri	1/20/23	7:00 PM	@ Hartford
Fri	10/21/22	7:05 PM	Bridgeport	Sun	1/22/23	4:05 PM	Hartford
Sat	10/22/22	7:05 PM	Utica	Fri	1/27/23	7:05 PM	Hartford
Sun	10/23/22	3:05 PM	W-B/Scranton	Sat	1/28/23	7:00 PM	@ Utica
Fri	10/28/22	7:05 PM	Charlotte	Sun	1/29/23	3:05 PM	Syracuse
Sat	10/29/22	7:05 PM	@ Springfield	Wed	2/1/23	7:00 PM	@ Hartford
Sun	10/30/22	3:05 PM	Springfield	Fri	2/3/23	7:05 PM	@ Lehigh Valley
Wed	11/2/22	7:00 PM	@ Utica	Sat	2/4/23	7:00 PM	@ Utica
Sat	11/5/22	7:05 PM	@ Springfield	Fri	2/10/23	7:05 PM	W-B/Scranton
Sun	11/6/22	3:00 PM	@ Bridgeport	Sat	2/11/23	6:05 PM	@ W-B/Scranton
Fri	11/11/22	7:05 PM	Charlotte	Fri	2/17/23	7:05 PM	Springfield
Sun	11/13/22	3:05 PM	Charlotte	Sat	2/18/23	7:00 PM	@ Hartford
Fri	11/18/22	7:05 PM	Lehigh Valley	Sun	2/19/23	3:05 PM	Springfield
Sat	11/19/22	7:05 PM	Lehigh Valley	Fri	2/24/23	7:05 PM	Charlotte
Sun	11/20/22	3:05 PM	Bridgeport	Sun	2/26/23	3:05 PM	Rochester
Wed	11/23/22	7:05 PM	@ Rochester	Thu	3/2/23	7:00 PM	@ Bridgeport
Fri	11/25/22	7:00 PM	@ Syracuse	Sat	3/4/23	7:00 PM	@ Hershey
Sat	11/26/22	7:00 PM	@ Syracuse	Sun	3/5/23	4:05 PM	@ Lehigh Valley
Wed	11/30/22	7:00 PM	@ Bridgeport	Fri	3/10/23	7:05 PM	@ Springfield
Sat	12/3/22	7:05 PM	Springfield	Sat	3/11/23	7:05 PM	Hershey
Sun	12/4/22	3:05 PM	Hartford	Sun	3/12/23	3:05 PM	Hershey
Sat	12/10/22	7:00 PM	@ Bridgeport	Wed	3/15/23	7:05 PM	Syracuse
Sun	12/11/22	3:05 PM	Bridgeport	Sat	3/18/23	7:05 PM	@ Springfield
Fri	12/16/22	7:05 PM	Lehigh Valley	Sun	3/19/23	3:05 PM	Springfield
Sat	12/17/22	7:05 PM	@ Lehigh Valley	Sat	3/25/23	4:00 PM	@ Charlotte
Thu	12/22/22	7:00 PM	@ Charlotte	Sun	3/26/23	1:00 PM	@ Charlotte
Fri	12/23/22	6:00 PM	@ Charlotte	Wed	3/29/23	7:05 PM	@ W-B/Scranton
Wed	12/28/22	7:00 PM	@ Hershey	Fri	3/31/23	7:00 PM	@ Hartford
Fri	12/30/22	7:05 PM	@ W-B/Scranton	Sat	4/1/23	7:05 PM	Bridgeport
Sat	12/31/22	5:00 PM	@ Hershey	Wed	4/5/23	7:05 PM	Hershey
Wed	1/4/23	7:00 PM	@ Bridgeport	Fri	4/7/23	7:05 PM	W-B/Scranton
Sat	1/7/23	7:00 PM	@ Bridgeport	Sat	4/8/23	7:05 PM	Hartford
Sun	1/8/23	3:05 PM	Utica	Fri	4/14/23	7:05 PM	@ Springfield
Fri	1/13/23	7:05 PM	Utica	Sat	4/15/23	7:05 PM	Bridgeport
Sat	1/14/23	7:30 PM	@ Hartford	Sun	4/16/23	3:05 PM	Springfield



**Jack Studnicka**

A second-round pick by the Boston Bruins in the 2017 NHL Draft, Jack Studnicka has split the last three seasons between Boston and Providence. The 2020 AHL All-Star has 96 points in 117 games with the P-Bruins, including 35 points in 41 games last year.



**ALL-TIME REGULAR SEASON TEAM RECORDS**

Division championships (regular season).....	7.....	1992-93, 1998-99, 2002-03, 2007-08, 2012-13, 2019-20, 2020-21
Overall regular season championships.....	3.....	1998-99, 2007-08, 2012-13
Highest points percentage in one season.....	.750.....	1998-99 (56-16-4-4)
Lowest points percentage in one season.....	.313.....	1997-98 (19-49-7-5)
Most wins in one season.....	56.....	1998-99
Most losses in one season (L+OTL).....	54.....	1997-98
Most ties in one season.....	13.....	1993-94
Most shootout losses in one season.....	9.....	2013-14
Most goals per game scored in one season.....	4.80.....	1992-93
Fewest goals per game scored in one season.....	2.13.....	2003-04
Most goals per game allowed in one season.....	4.35.....	1992-93
Fewest goals per game allowed in one season.....	2.13.....	2003-04
Most penalty minutes in one season.....	2,332.....	1998-99
Longest winning streak overall.....	12 games.....	2/14/20-end of season
Longest winning streak at home.....	12 games.....	12/27/98-2/14/99
Longest winning streak on road.....	8 games.....	12/21/16-1/21/17
Longest undefeated streak overall.....	16 games.....	12/23/98-1/29/99 (15-0-1)
Longest undefeated streak at home.....	19 games.....	12/6/02-2/23/03 (16-0-3)
Longest undefeated streak on road.....	8 games.....	12/23/98-1/29/99 (7-0-1) 12/21/16-1/21/17 (8-0-0-0)
Longest points streak overall.....	17 games.....	12/18/98-1/29/99 (15-0-1-1)
Longest points streak at home.....	23 games.....	12/4/15-3/12/16 (18-0-3-2)
Longest points streak on road.....	10 games.....	3/1/03-end of season (4-0-4-2)
Longest losing streak (L+OTL) overall.....	8 games.....	3/24/00-4/8/00
Longest losing streak (L+OTL) at home.....	6 games.....	12/26/97-1/30/98
Longest losing streak (L+OTL) on road.....	6 games.....	several times; last: 10/14/15-11/11/15
Longest winless streak overall.....	11 games.....	10/18/97-11/14/97 (0-8-2-1) 12/20/97-1/16/98 (0-9-1-1)
Longest winless streak at home.....	7 games.....	2/21/10-3/28/10 (0-5-1-1)
Longest winless streak on road.....	11 games.....	12/7/97-1/7/98 (0-8-2-1)



**Jack Ahcan**

Jack Ahcan skated in 46 games as a second-year pro with Providence in 2021-22, tallying six goals and 17 assists for 23 points. Ahcan also skated in six games with Boston and scored his first NHL goal on Mar. 10, 2022, against the Chicago Blackhawks.

**IN THE SYSTEM**

- John Beecher (F), 6-3, 210 lbs., shoots left. Born 4/5/01, Elmira, N.Y.  
Last year's teams: U. of Michigan (NCAA) 34gp, 6+9=15pts... Providence (AHL) 9gp, 3+2=5pts.
- Matt Filipe (F), 6-2, 196 lbs., shoots left. Born 12/31/97, Newton, Mass.  
Last year's team: Providence (AHL) 59gp, 7+10=17pts.
- Fabian Lysell (F), 5-10, 172 lbs., shoots right. Born 1/19/03, Goteborg, Sweden  
Last year's team: Vancouver (WHL) 53gp, 22+40=62pts.
- Marc McLaughlin (F), 6-0, 210 lbs., shoots right. Born 7/26/99, North Billerica, Mass.  
Last year's teams: Boston College (NCAA) 33gp, 21+10=31pts... Boston (NHL) 11gp, 3+0=3pts... Providence (AHL) 1gp, 0+0=0pts.
- Georgii Merkulov (F), 5-10, 163 lbs., shoots left. Born 10/10/00, Ryazan, Russia  
Last year's teams: Ohio State (NCAA) 36gp, 20+14=34pts... Providence (AHL) 8gp, 1+4=5pts.

**HISTORY OF TEAM CAPTAINS**

1992-93	Peter Laviolette
1993-94	Jamie Huscroft
1994-95	Guy Larose
1995-96	Marc Potvin
1995-97	Martin Simard
1997-98	Bill Armstrong
1998-99	Dennis Vaske
1999-2000	Sean Pronger
1999-2001	Brandon Smith
2001-02	Dennis Bonvie, Lee Goren, Joe Hulbig, Keith McCambridge
2002-04	Rich Brennan
2004-05	Jay Henderson, Brent Thompson
2005-07	Jay Leach
2007-08	Nate Thompson
2008-09	Jeremy Reich
2009-10	Trent Whitfield
2010-11	Jeremy Reich, Trent Whitfield
2011-13	Trent Whitfield
2013-14	Mike Moore
2014-15	Craig Cunningham
2015-18	Tommy Cross
2018-19	Jordan Szwarz
2019-21	Paul Carey
2021-22	Josiah Didier





**ALL-TIME REGULAR SEASON INDIVIDUAL PLAYER RECORDS**

**PLAYERS**

Most points in one season .....	102 .....	Randy Robitaille, 1998-99
Most goals in one season .....	41 .....	Tim Sweeney, 1992-93
Most assists in one season .....	74 .....	Randy Robitaille, 1998-99
Most penalty minutes in one season .....	407 .....	Aaron Downey, 1997-98
Most power-play goals in one season .....	20 .....	Brad Boyes, 2004-05
Most shorthanded goals in one season .....	7 .....	Jack Studnicka, 2019-20
Most game-winning goals in one season .....	11 .....	Matt Herr, 2002-03
Most points in one game .....	7 .....	Jozef Stumpel, 10/30/92 vs. CDI (3-4) Randy Robitaille, 11/25/98 at SYR (5-2) Landon Wilson, 11/25/98 at SYR (3-4)
Most goals in one game .....	5 .....	Randy Robitaille, 11/25/98 at SYR
Most assists in one game .....	6 .....	Jonathan Girard, 1/12/01 vs. WOR


**GOALTENDERS**

Most appearances in one season .....	57 .....	Tuukka Rask, 2008-09
Most minutes played in one season .....	3,340 .....	Tuukka Rask, 2008-09
Most wins in one season .....	37 .....	John Grahame, 1998-99 Niklas Svedberg, 2012-13
Most losses in one season .....	31 .....	John Grahame, 1997-98
Most ties/OT/shootout losses in one season ...	9 .....	Scott Bailey, 1994-95
Most shutouts in one season .....	9 .....	Tim Thomas, 2003-04
Lowest GAA in one season (min. 25 gms.) .....	1.84 .....	Tim Thomas, 2003-04
Highest save percentage in one season (min. 25 gms.) .....	.941 .....	Tim Thomas, 2003-04



**Kyle Keyser**

Kyle Keyser enters his second full season with the Providence Bruins in 2022-23 coming off a solid campaign in which he played 33 games (11-14-7) and posted a .908 save percentage and a 2.75 goals-against average for the Bruins.



**Joona Koppanen**

A fifth-round pick by the Boston Bruins in the 2016 NHL Draft, Joona Koppanen has played 181 games over parts of five seasons with Providence. The Finnish forward set career highs with 11 goals, 19 assists, 30 points and a plus-21 rating in 62 contests in 2021-22.

**DID YOU KNOW?**

Former P-Bruins head coaches currently in the NHL include Washington Capitals head coach **Peter Laviolette**, Pittsburgh Penguins head coach **Mike Sullivan**, Vegas Golden Knights head coach **Bruce Cassidy**, Chicago Blackhawks assistant **Kevin Dean**, Seattle Kraken assistant **Jay Leach**, San Jose Sharks assistant **Scott Gordon**, and Arizona Coyotes general manager **Bill Armstrong**.



**ALL-TIME REGULAR SEASON POINTS LEADERS**

	Name	GP	G	A	PTS	Seasons
1	Andy Hilbert	234	101	109	210	2001-05
2	Sergei Zholtok	196	83	103	186	1992-95
3	Andre Savage	191	71	104	175	98-01, 03-04
4	Tim Sweeney	121	71	101	172	92-93, 94-97, 98-99
5	Alexander Khokhlachev	197	61	110	171	2012-16
6	Pascal Pelletier	206	71	99	170	2005-08
7	Cameron Mann	182	73	86	159	1997-2001
8	Seth Griffith	165	56	102	158	2013-16
9	Austin Czarnik	157	51	104	155	2014-18
10	Eric Manlow	176	46	102	148	1999-2002
	Jordan Szwarc	185	66	82	148	2016-19


**ALL-TIME REGULAR SEASON GOALTENDING LEADERS (WINS)**

	Name	GP	W	L	OT/SOL	GAA	SV%	SO	Seasons
1	Zane McIntyre	155	86	43	20	2.47	.910	11	2015-19
2	John Grahame	146	67	60	10	3.16	.899	7	1997-2001
3	Niklas Svedberg	93	62	23	6	2.34	.918	6	2012-14
4	Tuukka Rask	102	60	33	6	2.43	.911	5	2007-09
5	Hannu Toivonen	117	57	47	8	2.21	.923	11	03-05, 06-07
	Andrew Raycroft	122	57	48	13	2.71	.902	6	00-03, 05-06



**John Beecher**

Selected by Boston in the first round of the 2019 NHL Draft, John Beecher made his pro debut with Providence last spring following three seasons at the University of Michigan. The Elmira, N.Y., native recorded three goals and two assists in nine regular-season games with the P-Bruins and earned an assist in two playoff contests.



**Marc McLaughlin**

Marc McLaughlin spent four seasons at Boston College, leading the team with 21 goals as a senior in 2021-22. McLaughlin signed with Boston as a free agent and scored a goal in his NHL debut on Mar. 31, 2022, against New Jersey. The native of North Billerica, Mass., finished the season in Providence, skating in one regular-season game and two Calder Cup Playoff contests.



**Amica Mutual Pavilion**

Amica Mutual Pavilion is the premier arena in Southeastern New England. Built in 1972 in the heart of downtown Providence, R.I., the AMP is home to the P-Bruins, Providence College Friars men's basketball and many concerts annually. The AMP has hosted such major events as the AHL All-Star Classic, NCAA basketball tournament games, and the NCAA Frozen Four ice hockey championship.



**PLAYOFF FACTS**

Number participated in: .....	23
Number of individual series won: .....	20
Number of individual series lost: .....	22
Total number of playoff games played: .....	212
Games won: .....	104
Games lost: .....	108
Number of overtime games: .....	47
Overtime games won: .....	23
Overtime games lost: .....	24
Number of games opponents shut out: .....	10
Number of games shut out by opponents: .....	14
Calder Cup Championships: .....	1 (1999)
Losing Finalist: .....	0

**ALL-TIME PLAYOFF INDIVIDUAL PLAYER RECORDS**

**PLAYERS**

Most points in one playoff .....	25	Tim Sweeney, 1995
Most points in one game .....	5	Nathan Robinson, 4/25/06 vs. POR (2-3)
Most goals in one playoff .....	9	Peter Ferraro, 1999
		Alexander Khokhlachev, 2014
		Danton Heinen, 2017
Most goals in one game .....	3	several times; last: Carter Camper, 5/5/13 at HER
Most assists in one playoff .....	17	Tim Sweeney, 1995
Most assists in one game .....	4	Brett Harkins, 4/24/97 vs. WOR
		Brandon Smith, 5/2/00 vs. LOW
		Andy Hilbert, 4/25/05 vs. MCH
Most games played all time .....	50	Brandon Smith
		Jeremy Brown

**ALL-TIME PLAYOFF POINTS LEADERS**

	Player	GP	G	A	PTS	Seasons
1	Peter Ferraro	49	18	24	42	1998-2001
2	Eric Nickulas	47	15	20	35	98-01, 05-06
3	Brett Harkins	23	10	24	34	1994-97
4	Tim Sweeney	16	10	19	29	1992-95
5	Pascal Pelletier	29	13	15	28	2005-08
6	Cameron Mann	22	13	14	27	1998-2000
	Eric Manlow	33	12	15	27	1999-2002
	Brandon Smith	50	2	25	27	1998-2001
9	Andy Hilbert	23	7	15	22	2002-05
	Jeremy Brown	50	9	13	22	1998-2001

**GOALTENDERS**

Most appearances all-time .....	49	John Grahame
Most wins in one playoff .....	15	John Grahame, 1999
Most losses in one playoff .....	9	John Grahame, 2001
Most shutouts in one playoff .....	2	Scott Bailey, 1995
		John Grahame, 2001
		Tuukka Rask, 2008
Lowest GAA in one playoff (min. 5 games) .....	2.18	Tuukka Rask, 2008
Highest save percentage in one playoff (min. 5 games) .....	.930	Tuukka Rask, 2009

**ALL-TIME PLAYOFF RESULTS**

Year	Round	Opponent	Result	GF	GA
2022	FR	Bridgeport	L, 0-2	2	4
2019	DSF	Charlotte	L, 1-3	9	14
2018	DSF	Lehigh Valley	L, 1-3	11	14
2017	CF	Syracuse	L, 1-4	12	22
	DF	Hershey	W, 4-3	18	14
	DSF	W-B/Scranton	W, 3-2	14	12
2016	DSF	W-B/Scranton	L, 0-3	9	12
2015	CQF	Hartford	L, 2-3	8	10
2014	CSF	W-B/Scranton	L, 3-4	22	22
	CQF	Springfield	W, 3-2	18	13
2013	CSF	W-B/Scranton	L, 3-4	16	22
	CQF	Hershey	W, 3-2	19	17
2012	DNQ				
2011	DNQ				
2010	DNQ				
2009	CF	Hershey	L, 1-4	12	18
	DF	Worcester	W, 4-2	19	14
	DSF	Portland	W, 4-1	11	7
2008	DF	Portland	L, 2-4	22	16
	DSF	Manchester	W, 4-0	11	6
2007	DF	Manchester	L, 2-4	15	17
	DSF	Hartford	W, 4-3	22	20
2006	DSF	Portland	L, 2-4	18	27
2005	CF	Philadelphia	L, 2-4	12	18
	DF	Lowell	W, 4-1	17	13
	DSF	Manchester	W, 4-2	22	14

Year	Round	Opponent	Result	GF	GA
2004	Q	Portland	L, 0-2	3	13
2003	CQF	Manitoba	L, 1-3	4	6
2002	Q	St. John's	L, 0-2	2	7
2001	CF	Saint John	L, 1-4	9	16
	CSF	Worcester	W, 4-3	13	17
	CQF	Hartford	W, 3-2	13	13
2000	CF	Hartford	L, 3-4	20	20
	CSF	Lowell	W, 4-0	17	9
	CQF	Quebec	W, 3-0	14	9
<b>1999</b>	<b>F</b>	<b>Rochester</b>	<b>W, 4-1</b>	<b>20</b>	<b>9</b>
	<b>CF</b>	<b>Fredericton</b>	<b>W, 4-2</b>	<b>24</b>	<b>18</b>
	<b>CSF</b>	<b>Hartford</b>	<b>W, 4-0</b>	<b>17</b>	<b>12</b>
	<b>CQF</b>	<b>Worcester</b>	<b>W, 3-1</b>	<b>16</b>	<b>10</b>
1998	DNQ				
1997	CSF	Springfield	L, 1-4	7	14
	CQF	Worcester	W, 3-2	20	18
1996	CQF	Springfield	L, 1-3	15	15
1995	DF	Albany	L, 2-4	26	24
	DSF	Portland	W, 4-3	30	30
1994	DNQ				
1993	DSF	Springfield	L, 2-4	23	18



# ROCHESTER AMERICANS



**Kim Pegula**  
President



**Jason Karmanos**  
General Manager



**Seth Appert**  
Head Coach



**Buffalo Sabres**  
NHL Affiliate

**PERSONNEL**

Owner ..... Terrence M. Pegula  
 President.....Kim Pegula  
 General Manager..... Jason Karmanos  
 Head Coach ..... Seth Appert  
 Assistant Coach..... Michael Peca  
 Assistant Coach.....Mike Weber  
 Video Coach and Team Services ..... Amir Gulati  
 Director of Player Development ..... Adam Mair  
 Development Coach..... Nathan Paetsch  
 Development Coach..... Tim Kennedy  
 Goaltending Development Coach..... Seamus Kotyk  
 Head Equipment Manager..... Andrew Stegehuis  
 Assistant Equipment Manager..... Carl Hirner  
 Equipment Assistant..... Jack Heyman  
 Head Athletic Trainer..... Michael Dhesse  
 Assistant Athletic Trainer..... Kent Weisbeck  
 Assistant Athletic Trainer.....Kedryn Orrison Pilgrim  
 Strength and Conditioning Coach .....Nick Craven  
 Sports Dietician..... Christine Dzedzic  
 Vice President of Business Operations ..... Robert Minter  
 Director of Strategic Planning .....Jody Gage  
 Senior Director of Public and Media Relations.....Warren Kosel  
 Public and Media Relations Coordinator.....Ryan Harr  
 Multimedia Journalist..... Suzie Cool  
 Play-by-Play Broadcaster ..... Don Stevens  
 Senior Director of Business Development .....Chad Buck  
 Senior Director of Partnership Services..... Nicole Richardson  
 Partnership Services Coordinator..... Matt Crowley  
 Corporate Partnership Sales Associate .....Dan Capriotti  
 Director of Marketing and Digital Media.....Emily Wade  
 Marketing Coordinator ..... Karissa Jones  
 Director of Game Presentation..... TBD  
 Game Presentation Coordinator ..... TBD

Manager of Creative Services..... Matt Miller  
 Multimedia Specialist..... Cassandra Opela  
 Director of Ticket Sales .....David Aitken  
 Manager of Ticket Sales .....Andrew DePuy  
 Manager of Group Sales..... Tim Darrow  
 Group Events Specialist..... Brian McGreevy  
 Group Events Specialist .....Trenton Davis  
 Youth Hockey and Group Events Specialist ..... Brian Krentzman  
 Ticket Sales Executive ..... Paige Biggins  
 Ticket Sales Executive ..... Mckenna Chesbro  
 Ticket Sales Executive ..... Kaitlyn Valenza  
 Office Efficiency and Engagement Coordinator..... Melanie Basile  
 Team Photographer..... Micheline Veluvolu

**TEAM INFORMATION**

Club Colors .....Red, White and Blue  
 Home Arena .....Blue Cross Arena at the Rochester War Memorial  
 Seating Capacity ..... 10,662  
 Attendance Records..... Game: 19,070 vs. L.E., 12/28/12 (at Buff.)  
 11,200 four times; last: vs. Cle., 4/1/05 (at Roch.)  
 Season: 341,169 – 2000-01  
 Average: 8,529 – 2000-01  
 Press Box Location ..... Suite Level  
 Flagship Radio Station ..... 95.7 FM/950 AM The Fan Rochester  
 Flagship TV Station.....MSG, CW Rochester  
 Time Zone ..... Eastern

**Rochester Americans**  
 1 War Memorial Square  
 Rochester, NY 14614  
 Phone: (585) 454-5335

**MEDIA DIRECTORY**

**NEWSPAPER/WEB/WIRE**

Democrat and Chronicle • Phone (585) 258-2447 • Contact: Scott Norris (@snorris85) • www.democratandchronicle.com • @DandC\_Sports  
 Associated Press • Phone (716) 852-1051 • Contact: John Wawrow • www.ap.org • @AP

**TELEVISION**

WHAM-TV 13 (ABC) • Phone (585) 334-4250 • Contact: Mike Catalana (@mikecatalana) • www.13wham.com • @13WHAM  
 FOX Rochester • Phone (585) 321-2290 • Contact: Mike Catalana (@mikecatalana) • www.foxrochester.com • @FoxRochester  
 WHEC-TV 10 (NBC) • Phone (585) 262-6236 • Contact: Jackson Roberts (@WHEC\_JRoberts) • www.whec.com • @news10nbc  
 WROC-TV 8 (CBS) • Phone (585) 288-2186 • Contact: Thad Brown (@thadbrown7) • www.rochesterhomepage.net • @News\_8  
 Spectrum News • Phone (585) 756-1561 • Contact: Kevin Carroll (@KevC\_Sports) • www.spectrumlocalnews.com/nys/rochester • @SpecNewsROC

**RADIO**

FOX Sports 1280 Rochester • Phone (585) 222-1280 • Contact: Phil Mercado • www.foxsports1280.com • @WHTK  
 The Fan Rochester • Phone (585) 423-2900 • Contact: Mike Danger • www.audacy.com/thefanrochester • @TheFanRochester



# ROCHESTER AMERICANS

## SEASON RESULTS

Season	Aff	Head Coach	GP	W	L	T	OTL	SOL	PTS	PCT	GF	GA	Finish	Playoff Result (W-L Record)
1956-57		Billy Reay	64	34	25	5	--	--	73	.570	224	199	3rd	Lost Calder Cup Finals (5-5)
1957-58		Rollie McLenahan	70	29	35	6	--	--	64	.457	205	242	5th	Did not qualify
1958-59		Bucko McDonald, Sam Pollock, Steve Kraftcheck	70	34	31	5	--	--	73	.521	242	209	3rd	Lost Semifinals (1-4)
1959-60		Steve Kraftcheck	72	40	27	5	--	--	85	.590	285	211	2nd	Lost Calder Cup Finals (5-7)
1960-61		Steve Kraftcheck, Jack Riley	72	32	36	4	--	--	68	.472	261	244	5th	Did not qualify
1961-62		Johnny Crawford	70	33	31	6	--	--	72	.514	234	240	3rd, Western	Lost Quarterfinals (0-2)
1962-63		Rudy Migay	72	24	39	9	--	--	57	.396	241	270	3rd, Western	Lost Quarterfinals (0-2)
1963-64		Joe Crozier	72	40	30	2	--	--	82	.569	256	223	2nd, Western	Lost Quarterfinals (0-2)
<b>1964-65</b>		<b>Joe Crozier</b>	<b>72</b>	<b>48</b>	<b>21</b>	<b>3</b>	--	--	<b>99</b>	<b>.688</b>	<b>310</b>	<b>199</b>	<b>1st, Western</b>	<b>Won Calder Cup (8-2)</b>
<b>1965-66</b>		<b>Joe Crozier</b>	<b>72</b>	<b>46</b>	<b>21</b>	<b>5</b>	--	--	<b>97</b>	<b>.674</b>	<b>288</b>	<b>221</b>	<b>1st, Western</b>	<b>Won Calder Cup (8-4)</b>
1966-67		Joe Crozier	72	38	25	9	--	--	85	.590	300	223	2nd, Western	Lost Calder Cup Finals (6-7)
<b>1967-68</b>		<b>Joe Crozier</b>	<b>72</b>	<b>38</b>	<b>25</b>	<b>9</b>	--	--	<b>85</b>	<b>.590</b>	<b>273</b>	<b>233</b>	<b>1st, Western</b>	<b>Won Calder Cup (8-3)</b>
1968-69		Dick Gamble	74	25	38	11	--	--	61	.412	237	295	4th, Western	Did not qualify
1969-70		Dick Gamble	72	18	38	16	--	--	52	.361	253	315	5th, Western	Did not qualify
1970-71		Dick Gamble, John O'Flaherty	72	25	36	11	--	--	61	.424	222	248	4th, Western	Did not qualify
1971-72	VAN	Doug Adam, Don Cherry	76	28	38	10	--	--	66	.434	242	311	5th, Eastern	Did not qualify
1972-73	--	Don Cherry	76	33	31	12	--	--	78	.513	239	276	3rd, Eastern	Lost Quarterfinals (2-4)
1973-74	--	Don Cherry	76	42	21	13	--	--	97	.638	296	248	1st, Northern	Lost Quarterfinals (2-4)
1974-75	BOS	Dick Mattiussi	76	42	25	9	--	--	93	.612	317	243	2nd, Northern	Lost Semifinals (6-6)
1975-76	BOS	Dick Mattiussi	76	42	25	9	--	--	93	.612	304	243	2nd, Northern	Lost Semifinals (3-4)
1976-77	BOS	Duane Rupp	80	42	33	5	--	--	89	.556	320	273	3rd	Lost Calder Cup Finals (6-6)
1977-78	BOS	Duane Rupp	81	43	31	7	--	--	93	.574	332	296	1st, Southern	Lost Semifinals (2-4)
1978-79	BOS	Duane Rupp, Gary Darling, Ron Garwasiuk, Pat Kelly	80	26	42	12	--	--	64	.400	289	349	4th, Southern	Did not qualify
1979-80	BUF	Billy Inglis	80	28	42	10	--	--	66	.413	260	327	4th, Southern	Lost Quarterfinals (0-4)
1980-81	BUF	Mike Keenan	80	30	42	8	--	--	68	.425	295	316	5th, Southern	Did not qualify
1981-82	BUF	Mike Keenan	80	40	31	9	--	--	89	.556	325	286	2nd, Southern	Lost Semifinals (4-6)
<b>1982-83</b>	<b>BUF</b>	<b>Mike Keenan</b>	<b>80</b>	<b>46</b>	<b>25</b>	<b>9</b>	--	--	<b>101</b>	<b>.631</b>	<b>389</b>	<b>325</b>	<b>1st, Southern</b>	<b>Won Calder Cup (12-4)</b>
1983-84	BUF	Joe Crozier	80	46	32	2	--	--	94	.588	363	300	2nd, Southern	Lost Calder Cup Finals (9-9)
1984-85	BUF	Jim Schoenfeld, John Van Boxmeer	80	40	27	13	--	--	93	.581	333	301	3rd, Southern	Lost Quarterfinals (1-4)
1985-86	BUF	John Van Boxmeer	80	34	39	7	--	--	75	.469	320	337	6th, Southern	Did not qualify
<b>1986-87</b>	<b>BUF</b>	<b>John Van Boxmeer</b>	<b>80</b>	<b>47</b>	<b>26</b>	--	--	<b>7</b>	<b>101</b>	<b>.631</b>	<b>315</b>	<b>263</b>	<b>1st, Southern</b>	<b>Won Calder Cup (12-6)</b>
1987-88	BUF	John Van Boxmeer	80	46	26	7	1	--	100	.625	328	272	2nd, Southern	Lost Quarterfinals (3-4)
1988-89	BUF	John Van Boxmeer	80	38	37	5	--	--	81	.506	305	302	5th, Southern	Did not qualify
1989-90	BUF	John Van Boxmeer	80	43	28	9	--	--	95	.594	337	286	1st, Southern	Lost Calder Cup Finals (10-7)
1990-91	BUF	Don Lever	80	45	26	9	--	--	99	.619	326	253	1st, Southern	Lost Calder Cup Finals (10-5)
1991-92	BUF	Don Lever	80	37	31	12	--	--	86	.538	292	248	2nd, Southern	Lost Semifinals (9-7)
1992-93	BUF	John Van Boxmeer	80	40	33	7	--	--	87	.544	348	332	2nd, Southern	Lost Calder Cup Finals (9-8)
1993-94	BUF	John Van Boxmeer	80	31	34	15	--	--	77	.481	277	300	4th, Southern	Lost Division Semifinals (0-4)
1994-95	BUF	John Van Boxmeer	80	35	38	7	--	--	77	.481	300	304	4th, Southern	Lost Division Semifinals (1-4)
<b>1995-96</b>	<b>BUF</b>	<b>John Tortorella</b>	<b>80</b>	<b>37</b>	<b>34</b>	<b>5</b>	<b>4</b>	--	<b>83</b>	<b>.519</b>	<b>294</b>	<b>297</b>	<b>3rd, Central</b>	<b>Won Calder Cup (15-4)</b>
1996-97	BUF	John Tortorella	80	40	30	9	1	--	90	.563	298	257	1st, Empire State	Lost Conference Semifinals (6-4)
1997-98	BUF	Brian McCutcheon	80	30	38	12	0	--	72	.450	238	260	5th, Empire	Lost Conference Quarterfinals (1-3)
1998-99	BUF	Brian McCutcheon	80	52	21	6	1	--	111	.694	287	176	1st, Empire	Lost Calder Cup Finals (12-8)
1999-2000	BUF	Brian McCutcheon	80	46	22	9	3	--	104	.650	247	201	1st, Empire	Lost Calder Cup Finals (13-8)
2000-01	BUF	Randy Cunneynworth	80	46	22	9	3	--	104	.650	224	192	1st, Mid-Atlantic	Lost Conference Quarterfinals (1-3)
2001-02	BUF	Randy Cunneynworth	80	32	30	15	3	--	82	.513	206	211	2nd, Central (9)	Lost Qualifying Series (0-2)
2002-03	BUF	Randy Cunneynworth	80	31	30	14	5	--	81	.506	219	221	2nd, Central (10)	Lost Qualifying Series (1-2)
2003-04	BUF	Randy Cunneynworth	80	37	28	10	5	--	89	.556	207	188	3rd, North	Lost Conference Finals (9-7)
2004-05	BUF	Randy Cunneynworth	80	51	19	--	4	6	112	.700	243	208	1st, North	Lost Division Finals (5-4)
2005-06	BUF/FLA	Randy Cunneynworth	80	37	39	--	2	2	78	.488	261	270	5th, North	Did not qualify
2006-07	BUF/FLA	Randy Cunneynworth	80	48	30	--	1	1	98	.613	269	250	2nd, North	Lost Division Semifinals (2-4)
2007-08	BUF/FLA	Randy Cunneynworth	80	24	46	--	6	4	58	.363	197	291	7th, North	Did not qualify
2008-09	FLA	Benoit Groulx	80	29	43	--	0	8	66	.413	184	259	7th, North	Did not qualify
2009-10	FLA	Benoit Groulx	80	44	33	--	2	1	91	.569	253	247	2nd, North	Lost Division Semifinals (3-4)
2010-11	FLA	Chuck Weber	80	31	39	--	5	5	72	.450	218	266	7th, North	Did not qualify
2011-12	BUF	Ron Rolston	76	36	26	--	10	4	86	.566	224	221	2nd, North (7)	Lost Conference Quarterfinals (0-3)
2012-13	BUF	Ron Rolston, Chadd Cassidy	76	43	29	--	3	1	90	.592	234	209	2nd, North (7)	Lost Conference Quarterfinals (0-3)
2013-14	BUF	Chadd Cassidy	76	37	28	--	6	5	85	.559	216	217	2nd, North (7)	Lost Conference Quarterfinals (2-3)
2014-15	BUF	Chadd Cassidy	76	29	41	--	5	1	64	.421	209	251	5th, North	Did not qualify
2015-16	BUF	Randy Cunneynworth	76	34	38	--	3	1	72	.474	199	249	6th, North	Did not qualify
2016-17	BUF	Dan Lambert	76	32	41	--	0	3	67	.441	205	240	6th, North	Did not qualify
2017-18	BUF	Chris Taylor	76	37	22	--	11	6	91	.599	234	221	3rd, North	Lost Division Semifinals (0-3)
2018-19	BUF	Chris Taylor	76	46	23	--	5	2	99	.651	254	218	2nd, North	Lost Division Semifinals (0-3)
2019-20	BUF	Chris Taylor	62	33	20	--	4	5	75	.605	181	173	2nd, North	Playoffs not held
2020-21	BUF	Seth Appert	29	11	15	--	2	1	25	.431	89	116	6th, North	Playoffs not held
2021-22	BUF	Seth Appert	76	37	29	--	7	3	84	.553	254	270	5th, North	Lost Division Finals (5-5)
TOTALS			5,024	2,418	2,037	401	102	66	5,405	.538	17,427	16,742		

NOTE: NHL affiliations listed beginning with 1971-72 season

1958-59 - McDonald (4-9-1), Pollock (9-11-1), Kraftcheck (21-11-3)... 1960-61 - Kraftcheck (14-18-3), Riley (18-18-1)... 1970-71 - Gamble (18-24-7), O'Flaherty (7-12-4)...

1971-72 - Adam (12-20-5), Cherry (16-18-5)... 1978-79 - Rupp (6-9-2), Darling (4-5-1), Garwasiuk (0-1-0), Kelly (16-27-9)... 1984-85 - Schoenfeld (17-6-2), Van Boxmeer (23-21-1)...

2012-13 - Rolston (27-18-2-1), Cassidy (16-11-1-0).




**IN THE SYSTEM**

- Filip Cederqvist (LW), 6-3, 208 lbs., shoots left. Born 8/23/00, Skara, Sweden  
Last year's team: Djurgardens IF (Swe.) 49gp, 14+18=32pts.
- Aleksandr Kisakov (LW), 5-10, 160 lbs., shoots left. Born 11/1/02, Solikamsk, Russia  
Last year's team: Moscow Dynamo (KHL) 4gp, 0+0=0pts.
- Isak Rosen (LW), 5-11, 168 lbs., shoots left. Born 3/15/03, Solna, Sweden  
Last year's teams: Leksands IF/Mora IK (Swe.) 31gp, 3+3=6pts... Leksands IF Jr. (Swe.-Jr.) 8gp, 4+5=9pts.
- Lukas Rousek (LW), 5-11, 191 lbs., shoots left. Born 4/20/99, Ostrov nad Ohri, Czech Republic  
Last year's team: Rochester (AHL) 19gp, 1+3=4pts.
- Linus Weissbach (LW), 5-9, 175 lbs., shoots left. Born 4/19/98, Gothenburg, Sweden  
Last year's team: Rochester (AHL) 67gp, 16+21=37pts.



**2022-23 SCHEDULE (ALL TIMES LOCAL)**

Day	Date	Time	Opponent	Day	Date	Time	Opponent
Fri	10/14/22	7:05 PM	Toronto	Sat	1/21/23	7:30 PM	@ Hartford
Sat	10/15/22	4:00 PM	@ Toronto	Wed	1/25/23	7:05 PM	W-B/Scranton
Wed	10/19/22	7:05 PM	Belleville	Fri	1/27/23	7:05 PM	Charlotte
Fri	10/21/22	7:05 PM	Syracuse	Sat	1/28/23	6:05 PM	Charlotte
Sat	10/22/22	7:00 PM	@ Syracuse	Thu	2/2/23	7:05 PM	@ Belleville
Fri	10/28/22	7:00 PM	@ Laval	Sat	2/4/23	7:05 PM	@ Belleville
Sat	10/29/22	3:00 PM	@ Laval	Fri	2/10/23	7:05 PM	Springfield
Wed	11/2/22	7:05 PM	Syracuse	Sat	2/11/23	7:00 PM	@ Syracuse
Fri	11/4/22	7:05 PM	Utica	Tue	2/14/23	7:00 PM	@ Cleveland
Sat	11/5/22	7:00 PM	@ Utica	Fri	2/17/23	7:05 PM	Toronto
Wed	11/9/22	7:00 PM	@ Syracuse	Sat	2/18/23	4:00 PM	@ Toronto
Fri	11/11/22	7:05 PM	Cleveland	Sun	2/19/23	3:05 PM	Syracuse
Sat	11/12/22	7:05 PM	@ Belleville	Fri	2/24/23	7:05 PM	Laval
Fri	11/18/22	7:05 PM	Utica	Sat	2/25/23	7:05 PM	@ Springfield
Sat	11/19/22	7:00 PM	@ Utica	Sun	2/26/23	3:05 PM	@ Providence
Wed	11/23/22	7:05 PM	Providence	Wed	3/1/23	7:00 PM	@ Laval
Fri	11/25/22	7:05 PM	Bridgeport	Fri	3/3/23	7:00 PM	@ Laval
Sat	11/26/22	7:05 PM	@ Lehigh Valley	Sat	3/4/23	7:05 PM	@ Belleville
Thu	12/1/22	7:00 PM	@ Cleveland	Fri	3/10/23	7:05 PM	Hartford
Sat	12/3/22	7:00 PM	@ Cleveland	Sat	3/11/23	7:00 PM	@ Syracuse
Wed	12/7/22	7:05 PM	Syracuse	Sun	3/12/23	3:05 PM	Toronto
Fri	12/9/22	7:05 PM	Utica	Wed	3/15/23	7:05 PM	Laval
Sat	12/10/22	4:00 PM	@ Toronto	Fri	3/17/23	7:05 PM	@ W-B/Scranton
Fri	12/16/22	7:00 PM	@ Charlotte	Sat	3/18/23	7:00 PM	@ Hershey
Sat	12/17/22	6:00 PM	@ Charlotte	Fri	3/24/23	7:05 PM	Hershey
Fri	12/23/22	7:05 PM	Syracuse	Sat	3/25/23	7:00 PM	@ Utica
Wed	12/28/22	7:05 PM	Utica	Sun	3/26/23	3:05 PM	Cleveland
Fri	12/30/22	7:05 PM	Belleville	Wed	3/29/23	7:05 PM	Cleveland
Sat	12/31/22	4:00 PM	@ Toronto	Fri	3/31/23	7:00 PM	@ Utica
Wed	1/4/23	7:05 PM	Belleville	Sat	4/1/23	5:05 PM	Utica
Fri	1/6/23	7:05 PM	Lehigh Valley	Wed	4/5/23	7:05 PM	Syracuse
Sat	1/7/23	7:00 PM	@ Syracuse	Fri	4/7/23	7:00 PM	@ Syracuse
Wed	1/11/23	7:05 PM	Laval	Sat	4/8/23	7:00 PM	@ Utica
Sat	1/14/23	6:05 PM	Toronto	Fri	4/14/23	7:05 PM	Belleville
Wed	1/18/23	7:05 PM	Laval	Sat	4/15/23	5:05 PM	Cleveland
Fri	1/20/23	7:00 PM	@ Bridgeport	Sun	4/16/23	3:00 PM	@ Cleveland



**JJ Peterka**

**Jack Quinn**

Rochester's dynamic forwards JJ Peterka and Jack Quinn were two of the top young players in the league in 2021-22. Peterka, a second-round pick in the 2020 NHL Draft, led all AHL rookies with 28 goals and 68 points in 70 games, while Quinn, a first-rounder in 2019, captured the Dudley (Red) Garrett Memorial Award as the league's top rookie after posting 61 points in just 45 contests. Both players also made their NHL debuts with Buffalo last season.



**ALL-TIME REGULAR SEASON TEAM RECORDS**

Division championships (regular season)..... 14.....	1964-65, 1965-66, 1967-68, 1973-74, 1977-78, 1982-83, 1986-87, 1989-90, 1990-91, 1996-97, 1998-99, 1999-2000, 2000-01, 2004-05
Overall regular season championships..... 6.....	1964-65, 1967-68, 1973-74, 1982-83, 1990-91, 2004-05
Highest points percentage in one season..... .700.....	2004-05 (51-19-4-6)
Lowest points percentage in one season..... .361.....	1969-70 (18-38-16)
Most wins in one season..... 52.....	1998-99
Most losses in one season (L+OTL)..... 52.....	2007-08
Most ties in one season..... 16.....	1969-70
Most shootout losses in one season..... 8.....	2008-09
Most goals per game scored in one season..... 4.86.....	1982-83
Fewest goals per game scored in one season..... 2.30.....	2008-09
Most goals per game allowed in one season..... 4.38.....	1969-70
Fewest goals per game allowed in one season..... 2.20.....	1998-99
Most penalty minutes in one season..... 2,588.....	1995-96
Longest winning streak overall..... 11 games.....	10/11/84-11/2/84 10/12/09-11/10/09
Longest winning streak at home..... 17 games.....	12/17/04-3/4/05
Longest undefeated streak overall..... 14 games.....	three times; last: 2/6/00-3/10/00
Longest points streak overall..... 14 games.....	three times; last: 2/6/00-3/10/00 (12-0-2-0)
Longest losing (L+OTL) streak overall..... 10 games.....	2/6/81-2/21/81 10/7/88-10/29/88 12/1/07-12/26/07
Longest winless streak overall..... 14 games.....	3/20/70-4/5/70 (0-10-4)

**ALL-TIME REGULAR SEASON INDIVIDUAL PLAYER RECORDS**

**PLAYERS**

Most points in one season..... 119.....	Geordie Robertson, 1982-83
Most goals in one season..... 61.....	Paul Gardner, 1985-86
Most assists in one season..... 73.....	Geordie Robertson, 1982-83
Most penalty minutes in one season..... 446.....	Rob Ray, 1988-89
Most power-play goals in one season..... 25.....	Paul Gardner, 1985-86 Thomas Vanek, 2004-05
Most shorthanded goals in one season..... 11.....	Gary McAdam, 1982-83 (AHL record)
Most game-winning goals in one season..... 10.....	Dean Sylvester, 1998-99
Most points in one game..... 7.....	Ed Joyal, 2/24/67 vs. BUF (3-4) Geordie Robertson, 12/26/83 vs. BAL (1-6) Darrin Shannon, 1/13/91 vs. CB (3-4)
Most goals in one game..... 5.....	Dave Hynes, 1/17/75 vs. NH Donald Audette, 10/29/89 Jason Pominville, 10/21/05 vs. CLE
Most assists in one game..... 6.....	Rudy Migay, 2/6/59 vs. PRO Ed Litzenberger, 1/24/65 vs. QUE Geordie Robertson, 12/26/83 vs. BAL Chris Taylor, 10/21/05 vs. CLE

**GOALTENDERS**

Most appearances in one season..... 72.....	Gerry Cheevers, 1964-65
Most minutes played in one season..... 4,359.....	Gerry Cheevers, 1964-65
Most wins in one season..... 48.....	Gerry Cheevers, 1964-65 (AHL record)
Most losses in one season..... 27.....	Ed Walsh, 1979-80 Jacques Cloutier, 1980-81
Most ties/OT/shootout losses in one season ... 8.....	Vince Tremblay, 1984-85
Most shutouts in one season..... 8.....	Ryan Miller, 2004-05
Lowest GAA in one season (min. 25 gms.)..... 2.07.....	Martin Biron, 1998-99
Highest save percentage in one season (min. 25 gms.)..... .930.....	Martin Biron, 1998-99



**Sean Malone**

Buffalo native Sean Malone returned to the Sabres organization last season after one year away and compiled his best season as a pro with 20 goals and 37 points despite only appearing in 39 games. A sixth-round pick of the Sabres in 2013, Malone has spent the majority of his five AHL seasons in Rochester, totaling 48 goals and 54 assists for 102 points in 208 career games as an Amerk.



**Ethan Prow**

Ethan Prow is coming off a productive 49-point campaign last season, just one point shy of his career best. The former AHL All-Star ranked third among all AHL defensemen in assists (39) and points (49) and also made his long-awaited NHL debut for Buffalo at the age of 29, scoring a goal on his first shot with the Sabres on Dec. 29, 2021, vs. New Jersey.



**ALL-TIME REGULAR SEASON POINTS LEADERS**

Name	GP	G	A	PTS	Seasons
1 Jody Gage	653	351	377	728	1985-96
2 Dick Gamble	571	300	265	565	1961-70
3 Bronco Horvath	473	199	343	542	1956-70
4 Gerry Ehman	465	237	283	520	1960-67
5 Chris Taylor	519	142	339	481	99-06, 09-11
6 Stan Smrke	513	197	239	436	1957-67
7 Gordie Robertson	359	164	231	395	1979-89
8 Norm Armstrong	566	166	225	391	1962-73
9 Scott Metcalfe	499	137	212	349	88-91, 94-98
10 Bob Mongrain	322	153	186	339	1979-84

**ALL-TIME REGULAR SEASON GOALTENDING LEADERS (WINS)**

Name	GP	W	L	T/SOL	GAA	SV%	SO	Seasons
1 Bobby Perreault	205	110	63	17	3.03	n/a	16	56-57, 62-63, 65-69
2 Gerry Cheevers	176	102	64	9	2.94	n/a	10	1961-65
3 Jacques Cloutier	187	96	70	13	3.44	n/a	3	80-86, 88-89
4 Ryan Miller	172	92	61	16	2.34	.922	15	2002-06
5 Darcy Wakaluk	181	81	57	13	3.36	.885	7	1986-91

**HISTORY OF TEAM CAPTAINS**

1956-57	Gordie Hannigan	1987-90	Jim Hoffer
1957-58	Benny Woit	1988-89	Richie Dunn
1958-59	Steve Kraftcheck	1990-92	Steve Ludzik
1959-60	Rudy Migay	1992-95	Jody Gage
1960-61	Dave Creighton	1993-94	James Black
1961-62	Steve Kraftcheck	1994-95	Todd Simon
1962-63	Bob Armstrong	1995-97	Dane Jackson
1963-64	Al Arbour	1995-96	Dixon Ward
1964-65	Larry Hillman	1997-99	Scott Nichol
1965-66	Dick Gamble, Don Cherry	1997-2002	Mike Hurlbut
1965-67	Gerry Ehman	2002-03	Doug Houda
1967-69	Don Cherry	2003-04	Domenic Pittis
1969-71	Norm Armstrong	2004-06	Chris Taylor
1971-73	Bob Ellett	2006-07	Brandon Smith
1973-74	none	2007-08	Clarke MacArthur, Drew Larman
1974-75	Billy Knibbs	2008-10	Rory Fitzpatrick
1975-76	Barry Merrell, Rick Pagnutti, Rene Drolet	2010-11	none
1976-77	Rene Drolet, Rod Graham	2011-12	Colin Stuart
1977-78	Gordie Clark, Darryl Edestrand	2012-13	Kevin Porter, Matt Ellis
1978-79	Ron Garwasiuk, Steve Langdon	2013-14	Matt Ellis, Drew Bagnall, Kevin Porter, Jamie Tardif
1979-80	Ron Schock, Bill Stewart		Drew Bagnall, Mark Pysyk, Jerry D'Amigo
1980-81	Jim Walsh	2014-15	Cal O'Reilly
1981-82	Chris Halyk		Kevin Porter
1982-83	Mal Davis	2015-17	Steven Fogarty
1982-84	Bob Mongrain	2017-20	Michael Mersch
1984-85	Chris Langevin, Ted Nolan	2020-21	
1985-86	Mal Davis	2021-22	
1986-87	Don Lever, Dave Fenyves		



**Michael Mersch**

Amerks captain Michael Mersch returns for his third season in Rochester in 2022-23. A five-time 20-goal scorer and former Calder Cup winner, Mersch finished tied for second on the team with a career-high 26 goals last season and helped the Amerks win their first two Calder Cup Playoff series since 2005.

**RETIRED NUMBERS**

- #6 Norm "Red" Armstrong
- #9 Dick Gamble, Jody Gage



**Blue Cross Arena at the Rochester War Memorial**

The downtown Blue Cross Arena at the Rochester War Memorial enters its 67th season as the home of the Rochester Americans in 2022-23. In its history, the arena has hosted two AHL All-Star Games (1957, 2000) and 16 Calder Cup Finals. The multi-purpose facility is the longest-serving arena in the AHL after having opened its doors to the public on Oct. 18, 1955.





# ROCHESTER AMERICANS

## PLAYOFF FACTS

Number participated in:	47
Number of individual series won:	46
Number of individual series lost:	41
Total number of playoff games played:	427
Games won:	217
Games lost:	210
Number of overtime games:	77
Overtime games won:	34
Overtime games lost:	43
Number of games opponents shut out:	19
Number of games were shut out by opponents:	15
Calder Cup Championships:	6 (1965, '66, '68, '83, '87, '96)
Losing Finalist:	10 (1957, '60, '67, '77, '84, '90, '91, '93, '99, 2000)

## ALL-TIME PLAYOFF POINTS LEADERS

Player	GP	G	A	PTS	Seasons
1 Jody Gage	81	36	43	79	1986-95
2 Domenic Pittis	57	16	54	70	98-00, 03-04
3 Dan Frawley	76	19	27	46	1991-97
4 Gates Orlando	45	15	30	45	1983-88
5 Geordie Robertson	42	19	24	43	1979-85
6 Jim Wiemer	47	8	34	42	1981-84
Randy Cunneyworth	67	18	24	42	81-85, 98-99
8 Bronco Horvath	46	15	26	41	1956-68
9 Dixon Ward	19	11	24	35	1995-96
10 Stan Smrke	46	15	18	33	1959-67

## ALL-TIME PLAYOFF INDIVIDUAL PLAYER RECORDS

### PLAYERS

Most points in one playoff:	35	Dixon Ward, 1996
Most goals in one playoff:	14	Jody Gage, 1987
		Sean McKenna, 1983
		J.P. Dumont, 2000
Most assists in one playoff:	26	Domenic Pittis, 2000
Most games played all-time:	81	Jody Gage

### GOALTENDERS

Most appearances all-time:	43	Bobby Perreault
Most wins in one playoff:	15	Steve Shields, 1996
Most losses in one playoff:	9	Jacques Cloutier, 1984
Most shutouts in one playoff:	6	Mika Noronen, 2000
Lowest GAA in one playoff (min. 5 games):	1.80	Mika Noronen, 2000
Highest save percentage in one playoff (min. 5 games):	.935	Mika Noronen, 2000

## ALL-TIME PLAYOFF RESULTS

Year	Round	Opponent	Result	GF	GA	Year	Round	Opponent	Result	GF	GA	Year	Round	Opponent	Result	GF	GA
2022	DF	Laval	L, 0-3	7	15	1996	F	Portland	W, 4-3	24	22	1978	SF	New Haven	L, 2-4	21	17
	DSF	Utica	W, 3-2	17	18		CF	Syracuse	W, 4-1	23	16	1977	F	Nova Scotia	L, 2-4	15	22
	FR	Belleville	W, 2-0	8	6		CSF	Cornwall	W, 4-0	15	8		SF	New Haven	W, 4-2	26	20
2019	DSF	Toronto	L, 0-3	4	10		CQF	Adirondack	W, 3-0	13	2	1976	SF	Nova Scotia	L, 0-4	9	22
2018	DSF	Syracuse	L, 0-3	10	18	1995	DSF	Binghamton	L, 1-4	10	21		QF	Providence	W, 3-0	14	8
2017	DNQ					1994	DSF	Hershey	L, 0-4	11	18	1975	SF	Springfield	L, 2-4	19	24
2016	DNQ					1993	F	Cape Breton	L, 1-4	13	27		QF	Nova Scotia	W, 4-2	19	17
2015	DNQ						DF	Binghamton	W, 4-3	26	21	1974	QF	New Haven	L, 2-4	16	24
2014	CQF	Chicago	L, 2-3	15	16		DSF	Utica	W, 4-1	24	15	1973	QF	Boston	L, 2-4	24	27
2013	CQF	Toronto	L, 0-3	5	11	1992	SF	Adirondack	L, 1-2	8	10	1972	DNQ				
2012	CQF	Toronto	L, 0-3	6	11		DF	Binghamton	W, 4-3	22	22	1971	DNQ				
2011	DNQ						DSF	Hershey	W, 4-2	20	16	1970	DNQ				
2010	DSF	Abbotsford	L, 3-4	22	19	1991	F	Springfield	L, 2-4	17	23	1969	DNQ				
2009	DNQ						SF	Binghamton	W, 4-0	22	13	1968	F	Quebec	W, 4-2	24	21
2008	DNQ						QF	Hershey	W, 4-1	23	12		SF	Hershey	W, 4-1	16	13
2007	DSF	Hamilton	L, 2-4	15	21	1990	F	Springfield	L, 2-4	22	22	1967	F	Pittsburgh	L, 0-4	6	18
2006	DNQ						SF	Baltimore	W, 4-2	24	19		SF	Baltimore	W, 3-1	18	13
2005	DF	Manitoba	L, 1-4	11	15		QF	Utica	W, 4-1	20	15		QF	Cleveland	W, 3-2	10	11
	DSF	Hamilton	W, 4-0	14	9	1989	DNQ					1966	F	Cleveland	W, 4-2	19	10
2004	CF	Milwaukee	L, 1-4	9	12	1988	QF	Adirondack	L, 3-4	29	28		SF	Quebec	W, 4-2	25	19
	DF	Hamilton	W, 4-0	14	3	1987	F	Sherbrooke	W, 4-3	30	33	1965	F	Hershey	W, 4-1	21	13
	DSF	Syracuse	W, 4-3	29	17		SF	Binghamton	W, 4-2	20	12		SF	Quebec	W, 4-1	22	11
2003	Q	Milwaukee	L, 1-2	10	13		QF	Hershey	W, 4-1	24	17	1964	QF	Cleveland	L, 0-2	4	10
2002	Q	Philadelphia	L, 0-2	4	7	1986	DNQ					1963	QF	Cleveland	L, 0-2	6	12
2001	CQF	Philadelphia	L, 1-3	7	11	1985	QF	Baltimore	L, 1-4	19	28	1962	QF	Buffalo	L, 0-2	3	8
2000	F	Hartford	L, 2-4	10	14	1984	F	Maine	L, 1-4	19	26	1961	DNQ				
	CF	Hershey	W, 4-0	19	8		SF	Baltimore	W, 4-2	27	21	1960	F	Springfield	L, 1-4	16	17
	CSF	Hamilton	W, 4-2	20	12		QF	St. Catharines	W, 4-3	29	23		SF	Cleveland	W, 4-3	24	19
	CQF	Albany	W, 3-2	11	7	1983	F	Maine	W, 4-0	15	7	1959	SF	Buffalo	L, 1-4	10	12
1999	F	Providence	L, 1-4	9	20		SF	New Haven	W, 4-3	24	21	1958	DNQ				
	CF	Philadelphia	W, 4-2	19	12		QF	Binghamton	W, 4-1	26	19	1957	F	Cleveland	L, 1-4	14	20
	CSF	Hamilton	W, 4-2	18	11	1982	SF	Binghamton	L, 1-4	14	22		SF	Providence	W, 4-1	15	7
	CQF	Adirondack	W, 3-0	10	5		QF	New Haven	W, 3-1	19	15						
1998	CQF	Philadelphia	L, 1-3	12	18	1981	DNQ										
1997	CSF	Albany	L, 3-4	24	23	1980	QF	New Haven	L, 0-4	11	22						
	CQF	Syracuse	W, 3-0	16	8	1979	DNQ										





# ROCKFORD ICEHOGS



**Ryan Snider**

President, Business Operations



**Mark Bernard**

President, Hockey Operations/General Manager



**Anders Sorensen**

Head Coach



**Chicago Blackhawks**

NHL Affiliate

## PERSONNEL

President, Business Operations..... Ryan Snider  
 President, Hockey Operations/General Manager ..... Mark Bernard  
 Assistant General Manager..... Nick Anderson  
 Head Coach ..... Anders Sorensen  
 Assistant Coach..... Jared Nightingale  
 Assistant Coach..... Rob Klinkhammer  
 Development Coach..... Yanic Perreault  
 Skating and Skills Development..... Kevin Delaney  
 Athletic Trainer..... John Walter  
 Assistant Athletic Trainer..... Patrick Chun  
 Equipment Manager..... Russ Holden  
 Assistant Equipment Manager..... Tyler Carpenter  
 Developmental Goaltending Coach..... Peter Aubry  
 Strength and Conditioning Coach ..... Juan Gonzalez  
 Massage Therapist..... Harrison Myatt  
 Video Coach ..... Adam Gill  
 VP, Business Development and Revenue..... Chris Carrico  
 VP, Marketing, Content & Operations ..... Mike Peck  
 Manager, Event Presentation & Creative Services..... Chris Toltzman  
 Coordinator, Event Presentation & Creative Services..... Liz Dumont  
 Manager, Broadcasting and Marketing..... Joseph Zakrzewski  
 Coordinator, Communications & Social Media..... Katie Florio  
 Manager, Retail & Office Administration..... Julie McIntyre  
 Manager, Corporate Partnership Services ..... Jen Moede  
 Manager, Business Development..... Kim Behn  
 Manager, Ticket Operations & Analytics ..... Robert Krause  
 Manager, Ticket Sales ..... Brandon Luebke  
 Manager, Season Ticket Member Services..... Ryan Woodrow

Ticket Sales Account Executive ..... Matt Nestor  
 Ticket Sales Account Executive ..... Nolan Turner  
 Ticket Sales Account Executive ..... Ian Seemann  
 Ticket Sales Account Executive ..... Vaughan Edwards  
 Assistant, Season Ticket Member Services ..... Nate Lichtfuss

## TEAM INFORMATION

Club Colors ..... Red, Black, White  
 Home Arena ..... BMO Harris Bank Center  
 Seating Capacity ..... 5,895  
 Attendance Records..... Game: 6,616 vs. Chicago, 2/16/08  
 Season: 190,492 – 2015-16  
 Average: 5,013 – 2015-16  
 Press Box Location ..... Above Sections 218-219  
 Flagship TV Station..... 23.3 WIFR  
 Time Zone..... Central (EST -1)

**Rockford IceHogs**  
 401 E. State Street  
 Rockford, IL 61104  
 Phone: (815) 986-6465

## MEDIA DIRECTORY

### NEWSPAPER/WEB/WIRE

Rockford Register Star • Phone (815) 987-1384 • Contact: Jay Taft (@jaytaft) • www.rrstar.com • @rrstar  
 Rock River Times • Phone (815) 964-9767 • Contact: Josh Johnson • www.rockrivertimes.com • @RockRiverTimes  
 Beloit Daily News • Phone (608) 365-8811 • Contact: Jim Frantz • www.beloitdailynews.com  
 Freeport Journal Standard • Phone (815) 232-1171 • Contact: Matt Trowbridge • www.journalstandard.com • @JournalStandard  
 Sauk Valley News • Phone (815) 625-3600 • www.saukvalley.com  
 Associated Press • Phone (312) 781-0500 • www.ap.org • @AP

### TELEVISION

WIFR-TV 23 (CBS) • Phone (815) 703-6109 • Contact: Joe Olmo (@Joe\_Olmo) • www.wifr.com  
 WTVO-TV 17 (ABC/FOX) • Phone (815) 963-2773 • Contact: Scott Leber (@scottleberwtvo) • www.mystateline.com  
 WREX-TV 13 (NBC) • Phone (815) 335-2710 • Contact: Derek Bayne (@dbaynesports) • www.wrex.com

### RADIO

Mid-West Family Broadcasting • WNTA-AM 1330/WRTB-FM 104.9/WYHY-FM 95.3/WGFB-FM 103.1 • Phone (815) 874-7861 • Contact: Mike Paterson • www.midwestfamilybroadcasting.com/rockford  
 Townsquare Media • WROK-AM 1440/WZOK-FM 97.5/WXXQ-FM 98.5/WKGL-FM 96.7 • Phone (815) 399-2233 • Contact: Becky Rojas • www.townsquaremedia.com



SEASON RESULTS

Season	Aff	Head Coach	GP	W	L	T	OTL	SOL	PTS	PCT	GF	GA	Finish	Playoff Result (W-L Record)
2007-08	CHI	Mike Haviland	80	44	26	--	4	6	98	.613	247	231	2nd, West	Lost Division Finals (7-5)
2008-09	CHI	Bill Peters	80	40	34	--	0	6	86	.538	229	220	4th, West	Lost Division Semifinals (0-4)
2009-10	CHI	Bill Peters	80	44	30	--	3	3	94	.588	226	226	3rd, West	Lost Division Semifinals (0-4)
2010-11	CHI	Bill Peters	80	38	33	--	4	5	85	.531	216	245	8th, West	Did not qualify
2011-12	CHI	Ted Dent	76	35	32	--	2	7	79	.520	207	228	5th, Midwest (12)	Did not qualify
2012-13	CHI	Ted Dent	76	42	31	--	2	1	87	.572	246	225	3rd, Midwest (9)	Did not qualify
2013-14	CHI	Ted Dent	76	35	32	--	5	4	79	.520	234	262	4th, Midwest (9)	Did not qualify
2014-15	CHI	Ted Dent	76	46	23	--	5	2	99	.651	222	180	2nd, Midwest (4)	Lost Conference Semifinals (4-4)
2015-16	CHI	Ted Dent	76	40	22	--	10	4	94	.618	214	205	3rd, Central	Lost Division Semifinals (0-3)
2016-17	CHI	Ted Dent	76	25	39	--	9	3	62	.408	175	246	8th, Central	Did not qualify
2017-18	CHI	Jeremy Colliton	76	40	28	--	4	4	88	.579	239	234	4th, Central	Lost Conference Finals (9-4)
2018-19	CHI	Jeremy Colliton, Derek King	76	35	31	--	4	6	80	.526	184	214	7th, Central	Did not qualify
2019-20	CHI	Derek King	63	29	30	--	2	2	62	.492	156	187	5th, Central	Playoffs not held
2020-21	CHI	Derek King	32	12	19	--	1	0	25	.391	89	115	6th, Central	Playoffs not held
2021-22	CHI	Derek King, Anders Sorensen	72	37	30	--	4	1	79	.549	223	221	4th, Central	Lost Division Semifinals (2-3)
TOTALS			1,095	542	440	--	59	54	1,197	.547	3,107	3,239		

NOTE: 2018-19 - Colliton (6-3-1-2), King (29-28-3-4)... 2021-22 - King (2-4-0-0), Sorensen (35-26-4-1)



Lukas Reichel

At just 19 years old, forward Lukas Reichel led the IceHogs in goals (21), assists (35) and points (56) in 55 games last season, setting a franchise rookie scoring record. Reichel, a first-round choice by Chicago in the 2020 NHL Draft, also skated in 11 games with the Blackhawks in 2021-22, collecting one assist.

2022-23 SCHEDULE (ALL TIMES LOCAL)

Day	Date	Time	Opponent	Day	Date	Time	Opponent
Sat	10/15/22	2:00 PM	@ Manitoba	Wed	1/18/23	7:00 PM	Grand Rapids
Sun	10/16/22	2:00 PM	@ Manitoba	Fri	1/20/23	7:00 PM	Springfield
Sat	10/22/22	7:00 PM	Chicago	Sat	1/21/23	7:00 PM	Chicago
Sun	10/23/22	4:00 PM	Manitoba	Tue	1/24/23	7:00 PM	@ Iowa
Fri	10/28/22	7:00 PM	Chicago	Fri	1/27/23	7:00 PM	@ Milwaukee
Sat	10/29/22	7:00 PM	Belleville	Sat	1/28/23	7:00 PM	@ Chicago
Wed	11/2/22	10:30 AM	Milwaukee	Tue	1/31/23	7:00 PM	Manitoba
Sat	11/5/22	7:00 PM	Grand Rapids	Fri	2/3/23	7:00 PM	Iowa
Sun	11/6/22	4:00 PM	Iowa	Sat	2/4/23	7:00 PM	Iowa
Sat	11/12/22	7:00 PM	@ Texas	Fri	2/10/23	7:00 PM	@ Milwaukee
Sun	11/13/22	5:00 PM	@ Texas	Sat	2/11/23	7:00 PM	Milwaukee
Wed	11/16/22	11:00 AM	@ Grand Rapids	Wed	2/15/23	7:00 PM	@ Grand Rapids
Fri	11/18/22	7:00 PM	Chicago	Fri	2/17/23	7:00 PM	Texas
Sat	11/19/22	7:00 PM	@ Chicago	Sun	2/19/23	3:00 PM	@ Iowa
Wed	11/23/22	7:00 PM	Texas	Wed	2/22/23	7:00 PM	Texas
Fri	11/25/22	5:00 PM	Milwaukee	Fri	2/24/23	7:00 PM	@ Iowa
Sat	11/26/22	6:00 PM	@ Milwaukee	Sat	2/25/23	7:00 PM	Iowa
Fri	12/2/22	7:05 PM	@ Springfield	Wed	3/1/23	11:00 AM	@ Toronto
Sat	12/3/22	7:00 PM	@ Hartford	Fri	3/3/23	7:05 PM	@ Belleville
Wed	12/7/22	7:00 PM	Milwaukee	Sat	3/4/23	7:00 PM	@ Laval
Fri	12/9/22	7:00 PM	Iowa	Sat	3/10/23	7:00 PM	@ Grand Rapids
Sat	12/10/22	7:00 PM	Iowa	Sat	3/11/23	7:00 PM	@ Chicago
Tue	12/13/22	7:00 PM	@ Iowa	Wed	3/15/23	7:00 PM	Manitoba
Fri	12/16/22	7:00 PM	Toronto	Fri	3/17/23	7:00 PM	Colorado
Sat	12/17/22	7:00 PM	Hartford	Sat	3/18/23	7:00 PM	Colorado
Tue	12/20/22	7:00 PM	@ Texas	Wed	3/22/23	7:00 PM	@ Manitoba
Wed	12/21/22	7:00 PM	@ Texas	Fri	3/24/23	7:00 PM	@ Manitoba
Fri	12/23/22	7:00 PM	@ Chicago	Fri	3/31/23	7:00 PM	Laval
Wed	12/28/22	7:00 PM	Grand Rapids	Sat	4/1/23	7:00 PM	@ Chicago
Fri	12/30/22	7:00 PM	@ Chicago	Sun	4/2/23	4:00 PM	Grand Rapids
Sat	12/31/22	4:00 PM	Chicago	Fri	4/7/23	7:00 PM	@ Milwaukee
Tue	1/3/23	7:00 PM	Texas	Sat	4/8/23	7:00 PM	Milwaukee
Sat	1/7/23	6:00 PM	@ Iowa	Tue	4/11/23	7:00 PM	Chicago
Sun	1/8/23	3:00 PM	@ Iowa	Fri	4/14/23	7:00 PM	@ Grand Rapids
Fri	1/13/23	7:05 PM	@ Colorado	Sat	4/15/23	7:00 PM	Manitoba
Sat	1/14/23	7:05 PM	@ Colorado	Sun	4/16/23	5:00 PM	@ Milwaukee

IN THE SYSTEM

- Evan Barratt (LW), 6-0, 188 lbs., shoots left. Born 2/18/99, Bristol, Pa.  
Last year's team: Rockford (AHL) 63gp, 14+14=28pts.
- Isaak Phillips (D), 6-3, 193 lbs., shoots left. Born 9/28/01, Barrie, Ont.  
Last year's teams: Rockford (AHL) 64gp, 10+15=25pts... Chicago (NHL) 4gp, 0+0=0pts.
- Lukas Reichel (LW), 6-0, 170 lbs., shoots left. Born 5/17/02, Nuremberg, Germany  
Last year's team: Rockford (AHL) 56gp, 21+36=57pts... Chicago (NHL) 11gp, 0+1=1pt.
- Josiah Slavin (LW), 6-3, 190 lbs., shoots right. Born 12/31/98, Erie, Colo.  
Last year's teams: Rockford (AHL) 49gp, 18+14=32pts... Chicago (NHL) 15gp, 0+1=1pt.
- Michal Tepy (RW), 6-3, 187 lbs., shoots right. Born 5/27/01, Havlickuv Brod, Czech Rep.  
Last year's team: Rockford (AHL) 60gp, 13+18=31pts.

DID YOU KNOW?

On Oct. 19, 2021, forward **Mike Hardman** became the 100th IceHogs alumnus to go from Rockford to the Chicago Blackhawks when he skated in the Blackhawks' home opener against the New York Islanders.



**ALL-TIME REGULAR SEASON TEAM RECORDS**

Division championships (regular season)..... 0  
 Overall regular season championships..... 0  
 Highest points percentage in one season..... .651..... 2014-15 (46-23-5-2)  
 Lowest points percentage in one season..... .408..... 2016-17 (25-39-9-3)  
 Most wins in one season ..... 46..... 2014-15  
 Most losses in one season (L+OTL)..... 48..... 2016-17  
 Most shootout losses in one season ..... 7..... 2011-12  
 Most goals per game scored in one season..... 3.24..... 2012-13  
 Fewest goals per game scored in one season..... 2.30..... 2016-17  
 Most goals per game allowed in one season ..... 3.59..... 2020-21  
 Fewest goals per game allowed in one season.. 2.37..... 2014-15  
 Most penalty minutes in one season ..... 2,109..... 2007-08  
 Longest winning streak overall ..... 8 games .... 10/25/14-11/8/14  
 Longest winning streak at home..... 9 games..... 3/18/15-4/17/15  
 Longest winning streak away..... 6 games..... 12/29/07-2/1/08  
 Longest points streak overall ..... 16 games... 11/25/07-12/29/07 (11-0-1-4)  
 Longest points streak at home ..... 11 games... 3/6/15-4/17/15 (10-0-1-0)  
 Longest points streak away..... 15 games... 11/30/07-2/1/08 (10-0-1-4)  
 Longest losing streak (L+OTL) overall ..... 8 games .... 1/20/17-2/7/17  
 Longest losing streak (L+OTL) at home..... 6 games..... 10/22/11-11/16/11  
 2/18/17-3/25/17  
 Longest losing streak (L+OTL) away..... 8 games .... 2/26/16-3/25/16  
 Longest winless streak overall ..... 9 games..... 11/23/16-12/10/16 (0-5-1-3)  
 Longest winless streak at home ..... 6 games..... 1/26/08-2/16/08 (0-4-1-1)  
 10/22/11-11/16/11 (0-6-0-0)  
 11/23/16-12/7/16 (0-3-1-2)  
 2/18/17-3/25/17 (0-5-1-0)  
 10/27/18-12/1/18 (0-4-0-2)  
 Longest winless streak away..... 10 games... 2/28/14-end of season (0-8-1-1)

**ALL-TIME REGULAR SEASON INDIVIDUAL PLAYER RECORDS**

**PLAYERS**

Most points in one season ..... 88..... Martin St. Pierre, 2007-08  
 Most goals in one season ..... 35 ..... Troy Brouwer, 2007-08  
 Most assists in one season ..... 67 ..... Martin St. Pierre, 2007-08  
 Most penalty minutes in one season ..... 245..... Kyle Hagel, 2010-11  
 Most power-play goals in one season ..... 25 ..... Troy Brouwer, 2007-08  
 Most shorthanded goals in one season ..... 4 ..... Tim Brent, 2008-09  
 Most game-winning goals in one season ..... 8 ..... Ben Smith, 2012-13  
 Most points in one game ..... 6 ..... Brandon Pirri, 4/12/13 vs. CHI (1-5)  
 Most goals in one game ..... 4 ..... Pascal Pelletier, 11/26/08 vs. SA  
 Most assists in one game ..... 5 ..... Brandon Pirri, 4/12/13 vs. CHI

**GOALTENDERS**

Most appearances in one season ..... 55 ..... Corey Crawford, 2007-08  
 Most minutes played in one season ..... 3,027..... Corey Crawford, 2007-08  
 Most wins in one season ..... 29 ..... Corey Crawford, 2007-08  
 Most losses in one season ..... 22 ..... Carter Hutton, 2012-13  
 Most OT/shootout losses in one season ..... 8..... Michael Leighton, 2015-16  
 Most shutouts in one season ..... 5 ..... Michael Leighton, 2014-15  
 Michael Leighton, 2015-16  
 Lowest GAA in one season (min. 25 gms.)..... 2.20..... Scott Darling, 2014-15  
 Highest save percentage in one season  
 (min. 25 gms.)..... .927 ..... Scott Darling, 2014-15



**ALL-TIME REGULAR SEASON POINTS LEADERS**

Name	GP	G	A	PTS	Seasons
1 Brandon Pirri	248	79	135	214	10-14, 20-22
2 Jeremy Morin	236	90	90	180	10-14, 15-16
3 Mark McNeill	273	72	85	157	2011-17
4 Adam Clendening	223	26	122	148	12-15, 17-18
5 Martin St. Pierre	145	47	100	147	07-08, 12-13
6 Brian Connely	227	24	110	134	08-12, 13-14
7 Jack Skille	180	59	69	128	2007-10
8 Ville Pokka	266	28	99	127	2014-18
9 Petri Kontiola	127	33	88	121	2007-09
10 Bryan Bickell	227	56	59	115	07-10, 15-16

**ALL-TIME REGULAR SEASON GOALTENDING LEADERS (WINS)**

Name	GP	W	L	OT/SOL	GAA	SV%	SO	Seasons
1 Corey Crawford	147	75	55	10	2.67	.910	6	2007-10
2 Collin Delia	112	59	39	11	2.79	.908	5	2017-22
2 Michael Leighton	88	50	21	12	2.35	.919	10	2014-16
Carter Hutton	94	48	35	5	2.58	.912	5	2011-13
5 Alec Richards	83	31	42	3	3.27	.890	2	2009-13



**Michal Tepy**

Warming up to the North American pro game last season, forward Michal Tepy has become one of the premier prospects in the Chicago Blackhawks system. In 60 games with the IceHogs in 2021-22, Tepy recorded 13 goals and 18 assists for 31 points, and his crafty stickhandling made him the go-to selection for shootouts, where he tied for second in the AHL with four shootout goals.

**HISTORY OF TEAM CAPTAINS**

2007-08	Jim Fahey
2008-09	Tim Brent
2009-10	Jake Dowell
2010-11	Garnet Exelby
2011-12	Brandon Segal, Brian Fahey
2012-13	Martin St. Pierre
2013-14	Jared Nightingale
2014-15	Joakim Nordstrom
2015-16	Brandon Mashinter, Jake Dowell
2016-17	Jake Dowell
2017-19	none
2019-20	Kris Versteeg, Tyler Sikura
2020-22	Garrett Mitchell



## PLAYOFF FACTS

Number participated in:	7
Number of individual series won:	5
Number of individual series lost:	7
Total number of playoff games played:	49
Games won:	22
Games lost:	27
Number of overtime games:	9
Overtime games won:	4
Overtime games lost:	5
Number of games opponents shut out:	1
Number of games shut out by opponents:	1
Calder Cup Championships:	0
Losing Finalist:	0

## ALL-TIME PLAYOFF INDIVIDUAL PLAYER RECORDS

### PLAYERS

Most points in one playoff	18	Chris DiDomenico, 2018
Most points in one playoff game	3	several times; last: Victor Ejdsell, 5/24/18 vs. TEX (2-1)
Most goals in one playoff	7	Chris DiDomenico, 2018 Victor Ejdsell, 2018
Most goals in one playoff game	2	several times; last: Victor Ejdsell, 5/24/18 vs. TEX
Most assists in one playoff	13	Adam Clendening, 2018
Most assists in one playoff game	3	Chris DiDomenico, 5/22/18 vs. TEX
Most games played all-time	23	Jake Dowell

### GOALTENDERS

Most playoff appearances all-time	18	Corey Crawford
Most wins in one playoff	7	Corey Crawford, 2008 Collin Delia, 2018
Most losses in one playoff	5	Corey Crawford, 2018
Most shutouts in one playoff	1	Arvid Soderblom, 2022
Lowest GAA in one playoff (min. 5 games)	2.19	Corey Crawford, 2008
Highest save percentage in one playoff (min. 5 games)	.925	Arvid Soderblom, 2022



### BMO Harris Bank Center

The BMO Harris Bank Center, located in the heart of downtown Rockford, has been home to the IceHogs since 1999. With a population of 1.1 million people within a 50-mile radius, the BMO Harris Bank Center serves as a central recreational hub for communities in northern Illinois and southern Wisconsin with concerts, hockey games, family shows and many other events. The arena has welcomed more than 2 million fans throughout the IceHogs' 18 seasons in Rockford.

## ALL-TIME PLAYOFF POINTS LEADERS

	Player	GP	G	A	PTS	Seasons
1	Chris DiDomenico	13	7	11	18	2017-18
2	Martin St. Pierre	12	2	12	14	2007-08
	Adam Clendening	13	1	13	14	2017-18
4	Cody Franson	13	6	7	13	2017-18
5	Victor Ejdsell	13	7	5	12	2017-18
6	Kris Versteeg	12	6	5	11	2007-08
7	Petri Kontiola	12	5	5	10	2007-08
	Carl Dahlstrom	16	3	7	10	2015-18
9	Troy Brouwer	12	5	4	9	2007-08
	Matthew Highmore	13	2	7	9	2017-18
	Viktor Svedberg	21	0	9	9	2014-18

## ALL-TIME PLAYOFF RESULTS

Year	Round	Opponent	Result	GF	GA
2022	DSF	Chicago	L, 0-3	4	14
	FR	Texas	W, 2-0	3	1
2019	DNQ				
2018	CF	Texas	L, 2-4	16	18
	DF	Manitoba	W, 4-0	18	7
	DSF	Chicago	W, 3-0	11	6
2017	DNQ				
2016	CSF	Lake Erie	L, 0-3	6	15
2015	CSF	Grand Rapids	L, 1-4	12	18
	CQF	Texas	W, 3-0	11	5
2014	DNQ				
2013	DNQ				
2012	DNQ				
2011	DNQ				
2010	DSF	Texas	L, 0-4	5	15
2009	DSF	Milwaukee	L, 0-4	4	10
2008	DF	Chicago	L, 3-4	19	23
	DSF	Houston	W, 4-1	12	6



### Arvid Soderblom

In his first North American season, Arvid Soderblom quickly established himself in the IceHogs crease by going 21-15-2 with a 2.76 goals-against average, a .919 save percentage and two shutouts. Soderblom ranked fifth in the AHL with 1,187 saves, including a franchise rookie record 47 stops in just his second career appearance on Oct. 22, 2021, at Iowa.

**WESTERN CONFERENCE, PACIFIC DIVISION – 8TH SEASON**

www.sandiegogulls.com  /sdgullsa  @sdgullsa  sdgullsa



# SAN DIEGO GULLS



**Matt Savant**  
President



**Rob DiMaio**  
General Manager



**Roy Sommer**  
Head Coach



**Anaheim Ducks**  
NHL Affiliate

**PERSONNEL**

Owners ..... Henry and Susan Samuelli  
 Chairman of the Board ..... Michael Schulman  
 President, Business Operations ..... Matt Savant  
 General Manager ..... Rob DiMaio  
 Assistant General Manager ..... Bob Ferguson  
 Administrative Assistant ..... Brooke Haro  
 Head Coach ..... Roy Sommer  
 Assistant Coach ..... Jason Clarke  
 Assistant Coach ..... Kris Sparre  
 Video Coordinator ..... Lucas Hurtt  
 Director, Hockey Operations ..... Jillian Reddin  
 Manager, Team Services ..... Jeff Goduti  
 Head Equipment Manager ..... Joey Guilmet  
 Assistant Equipment Manager ..... Ryan Kelsey  
 Head Athletic Trainer ..... Ryan Ledwon  
 Assistant Athletic Trainer ..... Jason McGee  
 Head Strength and Conditioning Coach ..... Caylin Relkoff  
 Strength and Conditioning ..... Colin Reddin  
 Physical Therapist ..... Drew Smith  
 Media & Communications Specialist ..... Paige Burnell  
 Communications Assistant ..... Brett Pickler  
 Play-by-Play Announcer ..... Andy Zilch  
 Color Analyst ..... B.J. MacPherson  
 Director, Community Relations ..... Haley Meyer  
 Community Relations Manager ..... Cesar Perez  
 Community Relations Assistant ..... Myranda Bourque  
 Director, Corporate Partnerships ..... Greg Zweig  
 Corporate Partnerships, Activation Manager ..... Kyle O'Rourke  
 Sales Manager, Corporate Partnerships ..... Derek Dawson  
 Controller ..... Mike Pomares  
 Director, Marketing ..... Ryan Johnson  
 Manager, Marketing ..... Nelson Alexandre  
 Event Coordinator ..... Mae Rossiter  
 Manager, Game Operations ..... Dave DesRochers  
 Manager, Merchandise ..... Rebekah Schieck  
 Manager, Digital Marketing ..... A.J. Manderichio

Digital Marketing Coordinator ..... Abby Asma  
 Graphic Designer ..... Jennifer Brogger  
 Director, Ticket Sales and Operations ..... Nate Beasley  
 Manager, Sales and Service ..... Jesse Correia  
 Business Intelligence Manager ..... Stephen Geary  
 Business Intelligence Coordinator ..... Keely Moy  
 Manager, Inside Sales ..... Nick Sciabarra  
 Account Executive, Season Ticket Sales ..... Chase Davis  
 Account Executive, Season Ticket Sales ..... Branden Estrada  
 Manager, Group Sales ..... Bill Foltz Jr.  
 Account Executive, Group Sales ..... Steven Somera  
 Account Executive, Group Sales ..... Gabriella Garcia  
 Account Executive, Group Sales ..... Michael Nutting  
 Account Service Executive ..... Jake Giaquinto  
 Account Service Executive ..... Joshua Woodard  
 Account Service Executive ..... Ryan Son  
 Account Service Executive ..... Jared Rebensdorf  
 Inside Sales Representative ..... Olivia Bryant  
 Inside Sales Representative ..... A.J. Smith

**TEAM INFORMATION**

Club Colors ..... Orange, Blue, Black  
 Home Arena ..... Pechanga Arena San Diego  
 Seating Capacity ..... 12,920  
 Attendance Records ..... Game: 12,920 several times;  
 last: vs. Stockton, 10/22/21  
 Season: 316,368 – 2017-18  
 Average: 9,305 – 2017-18  
 Press Box Location ..... Top of Sections 1, 2 and 24  
 Flagship TV Station ..... FOX 5 San Diego  
 Flagship Radio Station ... iHeartMedia - San Diego Gulls Audio Network  
 Time Zone ..... Pacific (EST -3)

**San Diego Gulls**  
 7676 Hazard Center Drive, Suite 1075  
 San Diego, CA 92108  
 Phone: (619) 359-4700

**MEDIA DIRECTORY**

**NEWSPAPER/WEB/WIRE**

San Diego Union-Tribune • Phone (619) 293-1297 • Contact: Jay Posner (@sdutPosner) • www.sandiegouniontribune.com • @SDUTsports  
 The Athletic • Phone (562) 577-3508 • Contact: Eric Stephens (@icemancometh) • www.theathleticla.com • @TheAthleticLA  
 Orange County Register • Phone (714) 796-7000 • Contact: Elliott Teaford (@ElliottTeaford) • www.ocregister.com • @OCRegSports  
 Associated Press • Phone (619) 231-9365 • Contact: Bernie Wilson (@berniewilson) • www.ap.org • @AP

**TELEVISION**

KFMB (CBS) • Phone (858) 571-8888 • Contact: John Howard (@JohnHowardNews8) • www.cbs8.com  
 KGTV (ABC) • Phone (619) 237-1010 • Contact: Ben Higgins (@benhigginsd) • www.10news.com  
 KNSD (NBC) • Phone (619) 231-3939 • Contact: Todd Strain (@ToddStrainNBCSD) • www.nbcsandiego.com  
 KSWB (FOX) • Phone (858) 492-9269 • Contact: Troy Hirsch (@troyhirschfox) • www.fox5sandiego.com  
 KUSI • Phone (858) 571-5151 • Contact: Paul Rudy (@PPRPapaPig) • www.kusi.com

**RADIO**

San Diego Sports 760 AM • Phone (858) 715-3361 • Contact: Brian Long • sportssd.iheart.com  
 97.3 FM The Fan • Phone (619) 291-9797 • Contact: Adam Klug • 973thefansd.radio.com



**SEASON RESULTS**

Season	Aff	Head Coach	GP	W	L	T	OTL	SOL	PTS	PCT	GF	GA	Finish	Playoff Result (W-L Record)
2015-16	ANA	Dallas Eakins	68	39	23	--	4	2	84	.618	208	200	2nd, Pacific	Lost Division Finals (4-5)
2016-17	ANA	Dallas Eakins	68	43	20	--	3	2	91	.669	221	178	2nd, Pacific	Lost Division Finals (4-6)
2017-18	ANA	Dallas Eakins	68	36	28	--	3	1	76	.559	202	197	5th, Pacific	Did not qualify
2018-19	ANA	Dallas Eakins	68	36	24	--	5	3	80	.588	239	221	3rd, Pacific	Lost Conference Finals (9-7)
2019-20	ANA	Kevin Dineen	57	30	19	--	6	2	68	.596	185	164	4th, Pacific	Playoffs not held
2020-21	ANA	Kevin Dineen	44	26	17	--	1	0	53	.602	153	142	3rd, Pacific	Lost Division Semifinals (1-2)
2021-22	ANA	Joel Boucharde	68	28	33	--	4	3	63	.463	197	223	7th, Pacific	Lost Division First Round (0-2)
<b>TOTALS</b>			<b>441</b>	<b>238</b>	<b>164</b>	<b>--</b>	<b>26</b>	<b>13</b>	<b>515</b>	<b>.584</b>	<b>1,405</b>	<b>1,325</b>		

**2022-23 SCHEDULE (ALL TIMES LOCAL)**

Day	Date	Time	Opponent	Day	Date	Time	Opponent
Fri	10/14/22	7:00 PM	@ Grand Rapids	Sat	1/14/23	6:00 PM	@ Ontario
Sat	10/15/22	7:00 PM	@ Grand Rapids	Wed	1/18/23	6:30 PM	@ Bakersfield
Fri	10/21/22	7:00 PM	Ontario	Fri	1/20/23	7:00 PM	@ San Jose
Sat	10/22/22	6:00 PM	@ Ontario	Sun	1/22/23	3:00 PM	@ Coachella Valley
Wed	10/26/22	7:00 PM	Colorado	Wed	1/25/23	7:00 PM	Bakersfield
Fri	10/28/22	7:00 PM	@ Abbotsford	Fri	1/27/23	7:00 PM	Bakersfield
Sat	10/29/22	7:00 PM	@ Abbotsford	Sat	1/28/23	7:00 PM	Ontario
Wed	11/2/22	6:30 PM	@ Bakersfield	Wed	2/1/23	7:00 PM	Abbotsford
Fri	11/4/22	7:00 PM	Milwaukee	Fri	2/3/23	7:00 PM	@ Coachella Valley
Sat	11/5/22	7:00 PM	Milwaukee	Sat	2/4/23	6:00 PM	@ Coachella Valley
Tue	11/8/22	7:00 PM	@ Henderson	Fri	2/10/23	7:00 PM	Coachella Valley
Fri	11/11/22	7:00 PM	Bakersfield	Sat	2/11/23	7:00 PM	@ Bakersfield
Sun	11/13/22	3:00 PM	@ Ontario	Tue	2/14/23	7:00 PM	Tucson
Wed	11/16/22	7:00 PM	@ San Jose	Sat	2/18/23	7:00 PM	Ontario
Fri	11/18/22	7:00 PM	Grand Rapids	Sun	2/19/23	5:00 PM	Bakersfield
Sat	11/19/22	7:00 PM	Grand Rapids	Tue	2/21/23	6:30 PM	@ Bakersfield
Wed	11/23/22	7:00 PM	Tucson	Fri	2/24/23	7:00 PM	Coachella Valley
Sat	11/26/22	7:00 PM	Coachella Valley	Sun	2/26/23	3:00 PM	@ Ontario
Sun	11/27/22	5:00 PM	@ Henderson	Wed	3/1/23	7:00 PM	Henderson
Wed	11/30/22	7:00 PM	Colorado	Fri	3/3/23	7:00 PM	@ Tucson
Fri	12/2/22	7:00 PM	Calgary	Sat	3/4/23	7:00 PM	@ Tucson
Sat	12/3/22	7:00 PM	Calgary	Fri	3/10/23	7:00 PM	Henderson
Fri	12/9/22	7:00 PM	@ Calgary	Sat	3/11/23	7:00 PM	Henderson
Sun	12/11/22	1:00 PM	@ Calgary	Sat	3/18/23	7:00 PM	Iowa
Wed	12/14/22	7:00 PM	Abbotsford	Sun	3/19/23	3:00 PM	@ Coachella Valley
Fri	12/16/22	7:00 PM	Coachella Valley	Tue	3/21/23	7:00 PM	Iowa
Sat	12/17/22	7:00 PM	Tucson	Fri	3/24/23	7:00 PM	@ Calgary
Thu	12/22/22	6:30 PM	@ Tucson	Sun	3/26/23	7:00 PM	@ Calgary
Fri	12/23/22	7:00 PM	@ Tucson	Wed	3/29/23	7:00 PM	Tucson
Wed	12/28/22	7:00 PM	Henderson	Sat	4/1/23	6:00 PM	@ Iowa
Fri	12/30/22	7:00 PM	@ Henderson	Sun	4/2/23	3:00 PM	@ Iowa
Sun	1/1/23	2:00 PM	@ Henderson	Wed	4/5/23	7:00 PM	San Jose
Fri	1/6/23	7:00 PM	@ Milwaukee	Fri	4/7/23	7:00 PM	Calgary
Sat	1/7/23	6:00 PM	@ Milwaukee	Sat	4/8/23	7:00 PM	Calgary
Wed	1/11/23	7:00 PM	San Jose	Fri	4/14/23	7:05 PM	@ Colorado
Fri	1/13/23	7:00 PM	Ontario	Sat	4/15/23	7:05 PM	@ Colorado

**IN THE SYSTEM**

- Drew Helleeson (D), 6-2, 195 lbs., shoots right. Born 3/26/01, Farmington, Minn. Last year's teams: Boston College (NCAA) 32gp, 4+21=25pts... San Diego (AHL) 17gp, 0+2=2pts.
- Josh Lopina (C), 6-2, 195 lbs., shoots right. Born 2/16/01, Minooka, Ill. Last year's teams: UMass-Amherst (NCAA) 27gp, 12+15=27pts... San Diego (AHL) 13gp, 1+3=4pts.
- Blake McLaughlin (LW), 6-0, 170 lbs., shoots left. Born 2/14/00, Grand Rapids, Minn. Last year's teams: Minnesota (NCAA) 39gp, 13+20=33pts... San Diego (AHL) 7gp, 1+0=1pt.
- Jacob Perreault (RW), 6-0, 193 lbs., shoots right. Born 4/15/02, Montreal, Que. Last year's team: San Diego (AHL) 55gp, 14+23=37pts.
- Brayden Tracey (RW), 6-0, 186 lbs., shoots left. Born 5/28/01, Calgary, Alta. Last year's team: San Diego (AHL) 55gp, 11+20=31pts.



**Lukas Dostal**

Lukas Dostal posted an 18-14-4 record with a .916 save percentage in 40 appearances last season, and became the youngest Gulls goaltender ever to record a shutout (21 years, 8 months, 5 days) on Feb. 26, 2022, vs. Henderson. Dostal also made his NHL debut with the Anaheim Ducks on Jan. 9 vs. Detroit, stopping 33 shots en route to his first NHL victory.



**Benoit-Olivier Groulx**

A second-round pick by Anaheim in the 2018 NHL Draft, Benoit-Olivier Groulx spent the majority of his second professional season with San Diego, notching 11 goals and 11 assists in 40 games. He made his NHL debut with the Ducks on Oct. 13 vs. Winnipeg and totaled one goal and two assists in 18 games.



**ALL-TIME REGULAR SEASON TEAM RECORDS**

Division championships (regular season).....0  
 Overall regular season championships.....0  
 Highest points percentage in one season......669 .....2016-17 (43-20-3-2)  
 Lowest points percentage in one season......463.....2021-22 (28-33-4-3)  
 Most wins in one season .....43.....2016-17  
 Most losses in one season (L+OTL).....37 .....2021-22  
 Most shootout losses in one season .....3.....2018-19, 2021-22  
 Most goals per game scored in one season.....3.51.....2018-19  
 Fewest goals per game scored in one season ....2.90.....2021-22  
 Most goals per game allowed in one season ....3.28.....2021-22  
 Fewest goals per game allowed in one season..2.62.....2016-17  
 Most penalty minutes in one season .....1,239 .....2015-16  
 Longest winning streak overall .....8 games ....11/11/16-12/2/16  
 1/26/18-2/17/18  
 12/27/18-1/12/19  
 Longest winning streak at home.....7 games.....2/24/17-3/22/17  
 2/5/21-2/20/21  
 Longest winning streak away.....6 games.....12/29/18-1/12/19  
 Longest points streak overall .....15 games...12/14/18-1/16/19 (12-0-1-2)  
 Longest points streak at home .....7 games.....10/10/15-11/13/15 (6-0-0-1)  
 2/20/16-3/16/16 (6-0-1-0)  
 2/24/17-3/22/17 (7-0-0-0)  
 2/5/21-2/20/21 (7-0-0-0)  
 Longest points streak away.....10 games...12/29/16-2/7/17 (9-0-0-1)  
 12/14/18-1/21/19 (7-0-1-2)  
 Longest losing streak (L+OTL) overall .....6 games.....10/4/19-10/26/19  
 1/22/22-2/2/22  
 Longest losing streak (L+OTL) at home.....5 games.....1/8/16-1/29/16  
 Longest losing streak (L+OTL) away.....5 games.....3/31/18-end of season  
 Longest winless streak overall .....7 games.....12/10/16-12/27/16 (0-5-1-1)  
 4/8/22-4/20/22 (0-5-1-1)  
 Longest winless streak at home .....6 games.....12/13/16-1/6/17 (0-4-1-1)  
 Longest winless streak away.....7 games.....3/19/22-end of season (0-4-0-3)

**ALL-TIME REGULAR SEASON POINTS LEADERS**

Name	GP	G	A	PTS	Seasons
1 Sam Carrick	218	86	95	181	2016-22
2 Corey Tropp	205	64	93	157	2015-20
3 Kalle Kossila	170	51	90	141	2015-19
4 Chase De Leo	154	45	70	115	2018-21
5 Brandon Montour	104	25	64	89	2015-17
6 Kevin Roy	125	31	57	88	2015-19
7 Andy Welinski	149	24	59	83	15-19, 20-21
8 Nic Kerdiles	121	37	39	76	2015-18
9 Chris Mueller	92	28	44	72	15-16, 19-20
10 Antoine Laganiere	121	37	32	69	2015-17

**ALL-TIME REGULAR SEASON GOALTENDING LEADERS (WINS)**

Name	GP	W	L	OT/SOL	GAA	SV%	SO	Seasons
1 Kevin Boyle	117	62	38	10	2.71	.915	2	2016-20
2 Lukas Dostal	64	33	23	4	2.71	.916	2	2020-22
3 Anthony Stolarz	42	24	12	6	2.68	.922	0	2019-21
4 Anton Khudobin	31	19	8	3	2.46	.921	0	2015-16
5 Dustin Tokarski	29	18	9	1	2.89	.899	1	2015-17

## DID YOU KNOW?

On Mar. 2, 2022, **Lukas Dostal** became the first goaltender in Anaheim Ducks organization history (NHL or AHL level) to score a goal, and also made 51 saves in the Gulls' 5-2 win at Colorado.

**ALL-TIME REGULAR SEASON INDIVIDUAL PLAYER RECORDS**

**PLAYERS**

Most points in one season .....61.....Sam Carrick, 2018-19  
 Most goals in one season .....32 .....Sam Carrick, 2018-19  
 Most assists in one season .....45 .....Brandon Montour, 2015-16  
 Most penalty minutes in one season .....210 .....Stu Bickel, 2015-16  
 Most power-play goals in one season .....12.....Alex Limoges, 2021-22  
 Most shorthanded goals in one season.....4 .....Sam Carrick, 2019-20  
 Most game-winning goals in one season ..5 .....Eric Fehr, 2017-18  
 Sam Carrick, 2018-19  
 Maxime Comtois, 2019-20  
 Vinni Lettieri, 2020-21  
 Most points in one game .....5 .....Sam Carrick, 11/25/18 at STK (3-2)  
 Most goals in one game .....3 .....Andy Welinski, 3/31/17 at TUC  
 Corey Tropp, 1/3/18 at TEX  
 Giovanni Fiore, 1/17/18 at TUC  
 Sam Carrick, 11/25/18 at STK  
 Sam Carrick, 11/13/19 vs. SJ  
 Kiefer Sherwood, 1/31/20 vs. SJ  
 Alex Limoges, 3/23/22 vs. TUC  
 Most assists in one game .....4 .....Kalle Kossila, 1/3/18 at TEX

**GOALTENDERS**

Most appearances in one season .....43 ..... Kevin Boyle, 2018-19  
 Most minutes played in one season .....2,362..... Kevin Boyle, 2018-19  
 Most wins in one season .....24 ..... Kevin Boyle, 2018-19  
 Most losses in one season .....15 ..... Olle Eriksson Ek, 2021-22  
 Most OT/shootout losses in one season .....6 ..... Anthony Stolarz, 2019-20  
 Most shutouts in one season .....3 ..... Reto Berra, 2017-18  
 Lowest GAA in one season (min. 25 gms.).....2.46..... Anton Khudobin, 2015-16  
 Highest save percentage in one season  
 (min. 25 gms.)......922 ..... Reto Berra, 2017-18 (.9222)  
 Anthony Stolarz, 2019-20 (.9216)



**Hunter Drew**

Selected by the Anaheim Ducks in the sixth round of the 2018 NHL Draft, Hunter Drew appeared in his third professional season with the San Diego Gulls in 2021-22 and made a full transition from defense to right wing, setting career highs in goals (17), assists (21), points (38) and games played (64). Drew also made his NHL debut with the Ducks, skating in two games.



**PLAYOFF FACTS**

Number participated in:	5
Number of individual series won:	4
Number of individual series lost:	5
Total number of playoff games played:	40
Games won:	18
Games lost:	22
Number of overtime games:	13
Overtime games won:	3
Overtime games lost:	10
Number of games opponents shut out:	2
Number of games shut out by opponents:	1
Calder Cup Championships:	0
Losing Finalist:	0

**ALL-TIME PLAYOFF POINTS LEADERS**

	Player	GP	G	A	PTS	Seasons
1	Sam Carrick	29	13	11	24	2016-21
2	Adam Cracknell	15	7	9	16	2018-19
3	Kalle Kossila	33	7	8	15	2015-19
	Andy Welinski	34	3	12	15	2015-19
5	Sam Steel	16	6	7	13	2018-19
6	Chris Mueller	9	4	7	11	2015-16
	Ben Street	16	2	9	11	2018-19
8	Maxime Comtois	12	5	4	9	2018-19
	Justin Kloos	16	3	6	9	2018-19
10	Nic Kerdiles	8	4	4	8	2016-17
	Nick Ritchie	9	5	3	8	2015-16
	Kiefer Sherwood	16	4	4	8	2018-19
	Kevin Roy	18	4	4	8	2016-19
	Corey Tropp	24	5	3	8	2015-19



**Danny O'Regan**

In his first season with the Gulls, Danny O'Regan recorded 13 goals and 21 assists in 53 games last season, surpassing the 30-point mark for the sixth time in as many AHL seasons. O'Regan also returned to the NHL for the first time in three years and posted one assist in five games with Anaheim.

**HISTORY OF TEAM CAPTAINS**

2015-16	Joe Piskula
2016-18	none
2018-19	Jaycob Megna
2019-21	Sam Carrick
2021-22	Sam Carrick, Greg Pateryn



**ALL-TIME PLAYOFF INDIVIDUAL PLAYER RECORDS**

**PLAYERS**

Most points in one playoff	16	Adam Cracknell, 2019
Most points in one playoff game	3	several times; last: Andrew Agozzino, 5/21/21 at BAK (1-2) Sam Carrick, 5/21/21 at BAK (2-1) Trevor Zegras, 5/21/21 at BAK (1-2)
Most goals in one playoff	7	Adam Cracknell, 2019 Sam Carrick, 2019
Most goals in one playoff game	2	several times; last: Sam Carrick, 5/21/21 at BAK
Most assists in one playoff	9	Adam Cracknell, 2019 Ben Street, 2019
Most assists in one playoff game	3	several times; last: Andy Welinski, 5/13/19 vs. BAK
Most playoff games played, all-time	35	Jaycob Megna

**GOALTENDERS**

Most playoff appearances all-time	11	Jeff Glass
Most wins in one playoff	6	Jeff Glass, 2019
Most losses in one playoff	6	Jhonas Enroth, 2017
Most shutouts in one playoff	1	Matt Hackett, 2016 Kevin Boyle, 2019
Lowest GAA in one playoff (min. 5 gms.)	2.25	Kevin Boyle, 2019
Highest save percentage in one playoff (min. 5 gms.)	.925	Matt Hackett, 2016

**ALL-TIME PLAYOFF RESULTS**

Year	Round	Opponent	Result	GF	GA
2022	FR	Ontario	L, 0-2	6	10
2021	DSF	Bakersfield	L, 1-2	8	8
2019	CF	Chicago	L, 2-4	14	17
	DF	Bakersfield	W, 4-2	24	16
	DSF	San Jose	W, 3-1	18	14
2018	DNQ				
2017	DF	San Jose	L, 1-4	10	17
	DSF	Ontario	W, 3-2	12	10
2016	DF	Ontario	L, 1-4	11	13
	DSF	Texas	W, 3-1	16	9



**Pechanga Arena San Diego**

Pechanga Arena San Diego is a 12,920-seat arena located in San Diego, Calif. Built in 1966, the arena was home to the original Gulls of the Western Hockey League, and has since housed professional hockey, NBA basketball, professional lacrosse, indoor soccer and numerous entertainment events.



**WESTERN CONFERENCE, PACIFIC DIVISION – 8TH SEASON**

www.sjbarracuda.com  /sjbarracuda  @sjbarracuda  sjbarracuda



# SAN JOSE BARRACUDA



**Jon Gustafson**  
Vice President/Governor



**Joe Will**  
General Manager



**John McCarthy**  
Head Coach



**San Jose Sharks**  
NHL Affiliate

**PERSONNEL**

President..... Jonathan Becher  
 Vice President/Governor ..... Jon Gustafson  
 General Manger..... Joe Will  
 Head Coach ..... John McCarthy  
 Assistant Coach ..... Louis Mass  
 Assistant Coach ..... Kyle Hagel  
 Video Coach and Hockey Operations Manager ..... Eric Pinsky  
 Pro Scouting Analyst..... Charlie Townsend  
 Head Athletic Trainer..... Jake Reardon  
 Assistant Athletic Trainer..... Emi Takahashi  
 Head Equipment Manager..... Mike Murphy  
 Assistant Equipment Manager..... Trent Hugill  
 Strength and Conditioning Coordinator ..... Rachel Llanes  
 Manager Sales and Service ..... Samantha Davis  
 Manager of Marketing and Digital Media..... Kendra Hodgdon  
 Game Operations Coordinator ..... Emily Garner  
 Producer..... Rebecca Koscielniak  
 Digital Marketing Coordinator..... Ethan Crick  
 Sr. Broadcast & Public Relations Manager ..... Nick Nollenberger

**TEAM INFORMATION**

Club Colors ..... Teal, Grey, Orange, Black  
 Home Arena ..... Tech CU Arena  
 Seating Capacity ..... 4,200  
 Attendance Records..... Game: 8,415 vs. Bakersfield, 3/9/19 (SAP)  
 Season: 150,679 – 2015-16  
 Average: 4,432 – 2015-16  
 Press Box Location ..... Level 2, southeast side of arena  
 Audio Webcasts..... Sharks + SAP Center App  
 sjbarracuda.com/listen  
 Time Zone ..... Pacific (EST -3)

**San Jose Barracuda**  
 Tech CU Arena  
 1500 South 10th Street  
 San Jose, CA 95111  
 Phone: (408) 999-5757

**MEDIA DIRECTORY**

**NEWSPAPER/WEB/WIRE**

Bay Area News Group (San Jose Mercury News, Oakland Tribune, Contra Costa Times) • Phone (408) 920-5830 • Contact: Curtis Pashelka • www.mercurynews.com • @mercnews  
 San Francisco Chronicle • Phone (415) 777-7201 • Contact: Ross McKeon • www.sfchronicle.com • @sfchronicle  
 The Athletic • Phone (215) 290-6647 • Contact: Corey Masisak (@cmasisak22) • www.theathletic.com/bayarea • @TheAthleticSF  
 Associated Press • Phone (415) 495-1708 • Contact: Josh Dubow • www.ap.org • @AP

**TELEVISION**

NBC Sports California • Phone (415) 296-8900 • Contact: Brodie Brazil

**RADIO**

KNBR 680 AM • Phone (415) 995-6800 • Contact: Jeremiah Crowe • www.knbr.com  
 95.7 The Game • Contact: Danny Freisinger  
 98.5 KFOX • Phone (415) 546-8300 • Contact: Steve DiNardo

## DID YOU KNOW?



New Barracuda head coach **John McCarthy** is the franchise's all-time leader in games played (275), points (138), goals (62) and assists (76). McCarthy takes over for **Roy Sommer**, who had coached the Sharks' AHL affiliates since 1998.



**SEASON RESULTS**

Season	Aff	Head Coach	GP	W	L	T	OTL	SOL	PTS	PCT	GF	GA	Finish	Playoff Result (W-L Record)
2015-16	SJ	Roy Sommer	68	31	26	--	8	3	73	.537	198	193	4th, Pacific	Lost Division Semifinals (1-3)
2016-17	SJ	Roy Sommer	68	43	16	--	4	5	95	.699	232	176	1st, Pacific	Lost Conference Finals (8-7)
2017-18	SJ	Roy Sommer	68	34	26	--	4	4	76	.559	186	198	4th, Pacific	Lost Division Semifinals (1-3)
2018-19	SJ	Roy Sommer	68	39	22	--	3	4	85	.625	227	197	2nd, Pacific	Lost Division Semifinals (1-3)
2019-20	SJ	Roy Sommer, Jimmy Bonneau/Michael Chiasson	55	21	27	--	5	2	49	.445	179	192	7th, Pacific	Playoffs not held
2020-21	SJ	Roy Sommer	36	15	15	--	4	2	36	.500	105	127	4th, Pacific	Lost Division Semifinals (2-2)
2021-22	SJ	Roy Sommer	68	20	42	--	4	2	46	.338	202	291	9th, Pacific	Did not qualify
<b>TOTALS</b>			<b>431</b>	<b>203</b>	<b>174</b>	<b>--</b>	<b>32</b>	<b>22</b>	<b>460</b>	<b>.534</b>	<b>1,329</b>	<b>1,374</b>		

NOTE: 2019-20 – Sommer (9-11-0-2), Bonneau/Chiasson (12-16-5-0).

**2022-23 SCHEDULE (ALL TIMES LOCAL)**

Day	Date	Time	Opponent	Day	Date	Time	Opponent
Fri	10/14/22	7:00 PM	@ Iowa	Wed	1/11/23	7:00 PM	@ San Diego
Sat	10/15/22	6:00 PM	@ Iowa	Sat	1/14/23	6:00 PM	Abbotsford
Sat	10/22/22	6:00 PM	Henderson	Sun	1/15/23	1:00 PM	Abbotsford
Sun	10/23/22	3:00 PM	Henderson	Fri	1/20/23	7:00 PM	San Diego
Wed	10/26/22	7:00 PM	Ontario	Wed	1/25/23	7:00 PM	@ Henderson
Fri	10/28/22	7:00 PM	Tucson	Fri	1/27/23	7:00 PM	@ Henderson
Sat	10/29/22	4:00 PM	Tucson	Sat	1/28/23	7:00 PM	@ Bakersfield
Sun	11/6/22	6:00 PM	@ Calgary	Tue	1/31/23	7:00 PM	@ Coachella Valley
Tue	11/8/22	7:00 PM	@ Calgary	Fri	2/3/23	7:00 PM	Abbotsford
Thu	11/10/22	7:00 PM	Ontario	Sat	2/4/23	2:00 PM	Abbotsford
Sat	11/12/22	6:00 PM	Colorado	Fri	2/10/23	7:00 PM	Calgary
Sun	11/13/22	3:00 PM	Colorado	Sat	2/11/23	6:00 PM	Calgary
Wed	11/16/22	7:00 PM	San Diego	Wed	2/15/23	7:00 PM	Ontario
Sat	11/19/22	7:00 PM	@ Tucson	Sat	2/18/23	7:00 PM	@ Abbotsford
Sun	11/20/22	4:00 PM	@ Tucson	Mon	2/20/23	2:00 PM	@ Abbotsford
Wed	11/23/22	7:00 PM	@ Ontario	Fri	2/24/23	7:00 PM	@ Ontario
Fri	11/25/22	1:00 PM	@ Henderson	Sat	2/25/23	6:00 PM	@ Coachella Valley
Sat	11/26/22	7:00 PM	@ Bakersfield	Fri	3/3/23	7:00 PM	Ontario
Tue	11/29/22	7:00 PM	Iowa	Sat	3/4/23	6:00 PM	Coachella Valley
Wed	11/30/22	7:00 PM	Iowa	Wed	3/8/23	7:00 PM	@ Ontario
Sat	12/3/22	6:00 PM	Tucson	Fri	3/10/23	7:00 PM	@ Bakersfield
Sun	12/4/22	3:00 PM	Tucson	Sat	3/11/23	7:00 PM	@ Bakersfield
Fri	12/9/22	7:00 PM	Coachella Valley	Wed	3/15/23	10:30 AM	Henderson
Sun	12/11/22	5:00 PM	Bakersfield	Fri	3/17/23	7:00 PM	Texas
Wed	12/14/22	7:00 PM	@ Henderson	Sat	3/18/23	6:00 PM	Texas
Fri	12/16/22	7:05 PM	@ Colorado	Tue	3/21/23	7:05 PM	@ Colorado
Sat	12/17/22	7:05 PM	@ Colorado	Wed	3/22/23	7:05 PM	@ Colorado
Tue	12/20/22	7:00 PM	@ Abbotsford	Sat	3/25/23	6:00 PM	Bakersfield
Wed	12/21/22	7:00 PM	@ Abbotsford	Sun	3/26/23	3:00 PM	Bakersfield
Tue	12/27/22	5:00 PM	Bakersfield	Fri	3/31/23	7:00 PM	@ Texas
Fri	12/30/22	7:00 PM	Coachella Valley	Sat	4/1/23	7:00 PM	@ Texas
Sat	12/31/22	3:00 PM	Coachella Valley	Wed	4/5/23	7:00 PM	@ San Diego
Wed	1/4/23	7:00 PM	Henderson	Fri	4/7/23	7:00 PM	Colorado
Fri	1/6/23	7:00 PM	@ Ontario	Sat	4/8/23	6:00 PM	Colorado
Sat	1/7/23	6:00 PM	@ Coachella Valley	Fri	4/14/23	7:00 PM	@ Tucson
Tue	1/10/23	7:00 PM	@ Coachella Valley	Sat	4/15/23	7:00 PM	@ Tucson



**Nick Cicek**

Named the Barracuda's rookie of the year and top defenseman in 2021-22, Nick Cicek returns to San Jose for his sophomore campaign after signing an entry-level deal with the Sharks this past offseason. The Winnipeg native served as an alternate captain as a rookie and finished second among all team blueliners in goals (5), assists (20) and points (25).



**Ozzy Wiesblatt**

The Sharks' top draft choice (31st overall) in 2020, Ozzy Wiesblatt is expected to make his full-time pro debut in 2022-23. The Calgary native notched 179 points (58g, 121a) in 195 career junior games with Prince Albert (WHL), and made his pro debut with the Barracuda during the shortened 2020-21 AHL season, potting two goals and an assist in six games.

**IN THE SYSTEM**

- Thomas Bordeleau (C), 5-10, 175 lbs., shoots left. Born 1/3/02, Houston, Texas  
Last year's teams: U. of Michigan (NCAA) 37gp, 12+25=37pts... San Jose (AHL) 2gp, 0+3=3 pts... San Jose (NHL) 8gp, 0+5=5pts.
- Brandon Coe (RW), 6-4, 195 lbs., shoots right. Born 12/1/01, Toronto, Ont.  
Last year's team: North Bay (OHL) 62gp, 35+67=101pts.
- William Eklund (C), 5-10, 176 lbs., shoots left. Born 10/12/02, Stockholm, Sweden  
Last year's team: Djurgardens (Swe.) 29gp, 1+13=14pts... San Jose (NHL) 9gp, 0+4=4pts.
- Daniil Gushchin (LW), 5-10, 176 lbs. shoots left. Born 2/6/02, Yekaterinburg, Russia  
Last year's teams: Niagara (OHL) 51gp, 41+30=71pts... San Jose (AHL) 3gp, 0+0=0pts.
- Ozzy Wiesblatt (C), 5-10, 183 lbs. shoots right. Born 3/9/02, Calgary, Alta.  
Last year's team: Prince Albert (WHL) 43gp, 10+31=41pts.



**ALL-TIME REGULAR SEASON TEAM RECORDS**

Division championships (regular season)..... 1 .....2016-17  
 Overall regular season championships..... 0  
 Highest points percentage in one season ..... 699 .....2016-17 (43-16-4-5)  
 Lowest points percentage in one season ..... 338 .....2021-22 (20-42-4-2)  
 Most wins in one season ..... 43 .....2016-17  
 Most losses in one season (L+OTL)..... 46 .....2021-22  
 Most shootout losses in one season ..... 5 .....2016-17  
 Most goals per game scored in one season..... 3.41 .....2016-17  
 Fewest goals per game scored in one season .... 2.74 .....2017-18  
 Most goals per game allowed in one season ..... 4.28 .....2021-22  
 Fewest goals per game allowed in one season... 2.59 .....2016-17  
 Most penalty minutes in one season ..... 1,051 .....2016-17  
 Longest winning streak overall ..... 14 games...1/25/17-2/25/17  
 Longest winning streak at home..... 6 games...1/7/17-2/20/17  
 Longest winning streak away..... 10 games...1/25/17-2/25/17  
 Longest points streak overall ..... 15 games...1/25/17-3/1/17 (14-0-0-1)  
 Longest points streak at home ..... 10 games...1/14/17-3/12/17 (9-0-0-1)  
 Longest points streak away..... 10 games...1/25/17-2/25/17 (10-0-0-0)  
 Longest losing streak (L+OTL) overall ..... 15 games...3/22/22-end of season  
 Longest losing streak (L+OTL) at home..... 10 games...3/22/22-end of season  
 Longest losing streak (L+OTL) away..... 7 games.... 2/16/18-3/20/18  
 Longest winless streak overall ..... 15 games...3/22/22-end of season (0-13-2-0)  
 Longest winless streak at home ..... 11 games...3/11/22-end of season (0-9-1-1)  
 Longest winless streak away..... 8 games ....3/6/21-4/10/21 (0-5-2-1)

**ALL-TIME REGULAR SEASON POINTS LEADERS**

Name	GP	G	A	PTS	Seasons
1 John McCarthy	275	62	76	138	2015-20
2 Alexander True	203	59	69	128	2017-21
3 Jayden Halbgewachs	203	55	67	122	2018-22
4 Joachim Blichfeld	130	52	47	99	2019-22
5 Ryan Carpenter	120	32	62	94	2015-17
6 Nick DeSimone	190	26	65	91	2016-21
7 Sasha Chmelevski	122	35	53	88	17-18, 19-22
8 Nikolay Goldobin	106	36	49	85	2015-17
9 Barclay Goodrow	118	45	39	84	2015-17
10 Daniel O'Regan	94	30	53	83	2016-18
Maxim Letunov	139	36	47	83	2018-21

**ALL-TIME REGULAR SEASON GOALTENDING LEADERS (WINS)**

Name	GP	W	L	OT/SOL	GAA	SV%	SO	Seasons
1 Troy Grosenick	97	47	29	13	2.56	.911	10	2015-18
2 Josef Korenar	75	40	25	9	2.86	.901	6	2018-21
3 Antoine Bibeau	78	39	27	9	2.61	.912	6	2017-19
4 Aaron Dell	40	17	16	6	2.42	.922	4	2015-16
Alexei Melnichuk	48	17	21	5	3.75	.867	0	2020-22

**ALL-TIME REGULAR SEASON INDIVIDUAL PLAYER RECORDS**

**PLAYERS**

Most points in one season ..... 58 ..... Daniel O'Regan, 2016-17  
 Most goals in one season ..... 25 ..... Barclay Goodrow, 2016-17  
 Most assists in one season ..... 42 ..... Tim Heed, 2016-17  
 Most penalty minutes in one season ..... 137 ..... Montana Onyebuchi, 2021-22  
 Most power-play goals in one season ..... 12 ..... Joachim Blichfeld, 2021-22  
 Most shorthanded goals in one season ..... 4 ..... Barclay Goodrow, 2016-17  
 Most game-winning goals in one season . . 6 ..... Alexander True, 2018-19  
 Most points in one game ..... 5 ..... Joel Kellman, 4/30/21 vs. HSK (3-2)  
 Most goals in one game ..... 3 ..... several players; last:  
 John Leonard, 3/6/22 vs. TUC  
 Most assists in one game ..... 3 ..... several players; last:  
 Thomas Bordeleau, 4/13/22 vs. BAK

**GOALTENDERS**

Most appearances in one season ..... 49 ..... Troy Grosenick, 2016-17  
 Most minutes played in one season ..... 2,728 ..... Troy Grosenick, 2016-17  
 Most wins in one season ..... 30 ..... Troy Grosenick, 2016-17  
 Most losses in one season ..... 16 ..... Aaron Dell, 2015-16  
 Most OT/shootout losses in one season ..... 6 ..... Aaron Dell, 2015-16  
 Most shutouts in one season ..... 10 ..... Troy Grosenick, 2016-17  
 Lowest GAA in one season (min. 25 gms.)..... 2.04 ..... Troy Grosenick, 2016-17  
 Highest save percentage in one season  
 (min. 25 gms.) ..... 926 ..... Troy Grosenick, 2016-17

**HISTORY OF TEAM CAPTAINS**

2015-16 Bryan Lerg  
 2016-20 John McCarthy  
 2020-21 Jaycob Megna  
 2021-22 none



**Thomas Bordeleau**

After a stellar sophomore season at the University of Michigan, Thomas Bordeleau turned pro last spring and collected three assists in two games with the Barracuda before posting five assists in eight NHL games with the Sharks to finish the year. Bordeleau was San Jose's second-round choice in the 2020 NHL Draft.



**PLAYOFF FACTS**

Number participated in: .....5  
 \*Number of individual series won: .....3  
 \*Number of individual series lost: .....5  
 Total number of playoff games played: .....31  
 Games won: .....13  
 Games lost: .....18  
 Number of overtime games: .....4  
 Overtime games won: .....2  
 Overtime games lost: .....2  
 Number of games opponents shut out: .....2  
 Number of games shut out by opponents: .....2  
 Calder Cup Championships: .....0  
 Losing Finalist: .....0

*\*Includes 2021 Play-In Series*

**ALL-TIME PLAYOFF POINTS LEADERS**

	Player	GP	G	A	PTS	Seasons
1	Ryan Carpenter	19	10	9	19	2015-17
2	Joakim Ryan	19	4	10	14	2015-17
3	Tim Heed	19	3	10	13	2016-18
4	Barclay Goodrow	19	5	6	11	2015-17
	John McCarthy	27	3	8	11	2015-19
6	Rourke Chartier	11	2	7	9	2015-18
	Buddy Robinson	15	4	5	9	2016-17
	Nick DeSimone	21	2	7	9	2016-19
	Julius Bergman	23	1	8	9	2015-18
10	Timo Meier	14	4	3	7	2016-17
	Daniel O'Regan	15	4	3	7	2016-17
	Kevin Labanc	16	3	4	7	2015-17



**Aaron Dell**

Veteran netminder Aaron Dell returns to the Bay Area in 2022-23 after stops in the New Jersey and Buffalo organizations the last two years. Dell appeared in 40 games with the Barracuda during their inaugural season in 2015-16 before latching on to a full-time role with the Sharks for four seasons.

**ALL-TIME PLAYOFF INDIVIDUAL PLAYER RECORDS**

**PLAYERS**

Most points in one playoff .....17..... Ryan Carpenter, 2017  
 Most points in one playoff game .....4..... Rudolfs Balcers, 4/21/18 vs. TUC (2-2)  
 Most goals in one playoff .....9..... Ryan Carpenter, 2017  
 Most goals in one playoff game .....2..... Ryan Carpenter, 4/21/17 vs. STK  
 Joakim Ryan, 4/23/17 vs. STK  
 Rourke Chartier, 4/21/18 vs. TUC  
 Rudolfs Balcers, 4/21/18 vs. TUC  
 Evan Weinger, 4/18/19 at SD  
 Jon Martin, 4/22/19 vs. SD  
 Krystof Hrabik, 5/19/21 vs. COL  
 Most assists in one playoff .....8..... Ryan Carpenter, 2017  
 Most assists in one playoff game .....3..... Joakim Ryan, 4/23/16 vs. ONT  
 Most playoff games played, all-time .....27..... John McCarthy

**GOALTENDERS**

Most playoff appearances all-time .....15..... Troy Grosenick  
 Most wins in one playoff .....8..... Troy Grosenick, 2017  
 Most losses in one playoff .....7..... Troy Grosenick, 2017  
 Most shutouts in one playoff .....2..... Troy Grosenick, 2017  
 Lowest GAA in one playoff (min. 5 gms.) .....2.69..... Troy Grosenick, 2017  
 Highest save percentage in one playoff (min. 5 gms.) .....910..... Troy Grosenick, 2017

**ALL-TIME PLAYOFF RESULTS**

Year	Round	Opponent	Result	GF	GA
2022	DNQ				
2021	DSF	Henderson	L, 0-2	3	8
	Play-In	Colorado	W, 1-0	5	1
	Play-In	Tucson	W, 1-0	2	1
2019	DSF	San Diego	L, 1-3	14	18
2018	DSF	Tucson	L, 1-3	8	16
2017	CF	Grand Rapids	L, 1-4	11	19
	DF	San Diego	W, 4-1	17	10
	DSF	Stockton	W, 3-2	18	15
2016	DSF	Ontario	L, 1-3	6	11



**Tech CU Arena**

Opened in August of 2022, Tech CU Arena is the crown jewel of a 200,000-square-foot expansion of Sharks Ice at San Jose. The 4,200-seat-arena features a party deck, multiple bars including an ice-level bar (Fireball Cove), suites, loge boxes and a theater box. Sharks Ice at San Jose is now just under 400,000 square feet and features six rinks, making it the largest facility of its kind in North America.



# SPRINGFIELD THUNDERBIRDS



**Nathan Costa**  
President



**Kevin Maxwell**  
General Manager



**Drew Bannister**  
Head Coach



**St. Louis Blues**  
NHL Affiliate

## PERSONNEL

Owner ..... Springfield Hockey LLC  
 President..... Nathan Costa  
 General Manager..... Kevin Maxwell  
 Head Coach ..... Drew Bannister  
 Associate Head Coach ..... Daniel Tkaczuk  
 Assistant Coach..... Jordan Smith  
 Video Coach ..... Jeff Jordan  
 Goaltending Coach..... Dan Stewart  
 Strength & Conditioning Coach..... Abe Edson  
 Athletic Trainer..... Koryd Lavimoniere  
 Assistant Athletic Trainer..... Julia Snow  
 Equipment Manager..... Steven Passineau  
 Assistant Equipment Manager..... Casey Barile  
 VP, Sales & Strategy..... Todd McDonald  
 Director, Business Development..... Matthew McRobbie  
 Director of Finance & Human Resources..... Jessica Hansen  
 Ticket Operations & Retention Executive..... Frank Grimaldi  
 Director, Game Presentation & Creative Services..... Luke Pawlak  
 Producer, Digital/Social Media..... Lucas Armstrong  
 Manager, Media/Community Relations & Broadcasting..... Ryan Smith  
 Manager, Brand Development & Merchandise..... Drew Supernor  
 Coordinator, Partnership Activation & Events..... Caitlin Kirrane  
 Coordinator, Digital/Social Media & Marketing..... Shae Koharski

Account Executive..... John Jones, Jr.  
 Account Executive..... Andrew Buchanan  
 Account Executive..... Lauren Blanchard  
 Account Executive..... Steve Brousseau  
 Account Executive..... Nate Lynch  
 Account Executive..... Alana Mather

## TEAM INFORMATION

Club Colors ..... Blue, Red, Yellow, White  
 Home Arena ..... MassMutual Center  
 Seating Capacity ..... 6,793  
 Attendance Records..... Game: 6,793 several times;  
 last: vs. Chicago, 6/25/22  
 Season: 204,254 – 2021-22  
 Average: 5,375 – 2021-22  
 Press Box Location ..... Sections 23-24-25  
 Flagship Radio Station ..... WHYN AM 560  
 Time Zone..... Eastern

**Springfield Thunderbirds**  
 45 Bruce Landon Way  
 Springfield, MA 01103  
 Phone: (413) 739-4625

## MEDIA DIRECTORY

### NEWSPAPER/WEB/WIRE

MassLive/The Republican • Phone (413) 788-1210 • Contact: Ron Chimelis (@ronchimelis), Jim Pignatiello (@JPignatiello), Chris Berry (@CBerry612) • www.masslive.com  
 Turley Publications • Phone (413) 283-8393 • Contact: Dave Forbes • www.turleysports.com • @turleysports  
 Valley Advocate • Phone (413) 584-5000 • Contact: Chad Cain • www.valleyadvocate.com  
 New England Hockey Journal • Phone (617) 773-9955 • Contact: Eric Beato • www.hockeyjournal.com • @NEHockeyJournal  
 Reminder Publications • Phone (413) 525-6661 • Contact: Mike Dobbs, Chris Maza (@Mazasmusings) • www.thereinder.com  
 Associated Press • Phone (617) 357-8100 • www.ap.org • @AP

### TELEVISION

WWLP 22 (NBC) • Phone (413) 377-1192 • Contact: Mike Garreffi • www.wwlp.com  
 Western Mass News (CBS/ABC/FOX) • Phone (413) 733-4040 • Contact: Hugh Zeitlin • www.westernmassnews.com

### RADIO

KIX 100.9 FM/Mix 93.1 FM • Phone (413) 781-1011 • Contact: Keivn Johnson • www.mykix1009.com, www.mix931.com  
 WHYN 560 AM • Phone (413) 781-1011 • www.whyn.com  
 Rock 102 WAQY • Phone (413) 525-4141 • Contact: Mike Baxendale (@BaxatRock102) • www.rock102.com  
 WMAS 94.7 FM/WHLL 1450 The Hall • Phone (413) 737-1414 • Contact: Erica Skubis, Kyle Belanger (@kylebelanger1) • www.947wmas.com, www.1450thehall.com • @947WMAS



# SPRINGFIELD THUNDERBIRDS

## SEASON RESULTS

Season	Aff	Head Coach	GP	W	L	T	OTL	SOL	PTS	PCT	GF	GA	Finish	Playoff Result (W-L Record)
2016-17	FLA	Geordie Kinnear	76	32	33	--	9	2	75	.493	197	206	6th, Atlantic	Did not qualify
2017-18	FLA	Geordie Kinnear	76	32	37	--	5	2	71	.467	210	233	7th, Atlantic	Did not qualify
2018-19	FLA	Geordie Kinnear	76	33	29	--	9	5	80	.526	250	241	7th, Atlantic	Did not qualify
2019-20	FLA	Geordie Kinnear	61	31	27	--	3	0	65	.533	190	186	5th, Atlantic	Playoffs not held
2020-21		Did not play												
2021-22	STL	Drew Bannister	76	43	24	--	6	3	95	.625	233	221	2nd, Atlantic	Lost Calder Cup Finals (11-7)
		TOTALS	365	171	150	--	32	12	386	.529	1,080	1,087		

## IN THE SYSTEM

- Nikita Alexandrov (F), 6-1, 203 lbs., shoots left. Born 9/16/00, Burgwedel, Germany  
Last year's team: Springfield (AHL) 67gp, 12+18=30pts.
- Tanner Dickinson (F), 6-0, 170 lbs., shoots left. Born 3/5/02, Perrysburg, Ohio  
Last year's team: Sault Ste. Marie (OHL) 35gp, 18+29=47pts.
- Matt Kessel (D), 6-3, 203 lbs., shoots right. Born 6/23/00, Bloomfield Hills, Mich.  
Last year's teams: UMass-Amherst (NCAA) 37gp, 6+11=17pts... Springfield (AHL) 15gp, 0+3=3pts.
- Jake Neighbours (F), 6-0, 201 lbs., shoots left. Born 3/29/02, Calgary, Alta.  
Last year's teams: Edmonton (WHL) 30gp, 17+28=45pts... St. Louis (NHL) 9gp, 1+1=2pts.
- Kean Washkurak (F), 5-10, 190 lbs., shoots left. Born 8/16/01, Kitchener, Ont.  
Last year's team: Springfield (AHL) 64gp, 13+10=23pts.

## 2022-23 SCHEDULE (ALL TIMES LOCAL)

Day	Date	Time	Opponent	Day	Date	Time	Opponent
Sat	10/15/22	7:05 PM	Bridgeport	Mon	1/16/23	3:05 PM	Bridgeport
Sun	10/16/22	3:05 PM	Providence	Wed	1/18/23	7:00 PM	@ Milwaukee
Wed	10/19/22	7:00 PM	@ Laval	Fri	1/20/23	7:00 PM	@ Rockford
Fri	10/21/22	7:05 PM	@ Belleville	Sat	1/21/23	7:00 PM	@ Grand Rapids
Sat	10/22/22	7:05 PM	@ Belleville	Fri	1/27/23	7:05 PM	Belleville
Fri	10/28/22	7:05 PM	Bridgeport	Sat	1/28/23	7:05 PM	Belleville
Sat	10/29/22	7:05 PM	Providence	Wed	2/1/23	7:05 PM	@ W-B/Scranton
Sun	10/30/22	3:05 PM	@ Providence	Fri	2/3/23	7:05 PM	W-B/Scranton
Fri	11/4/22	7:05 PM	Hartford	Sat	2/4/23	7:05 PM	Bridgeport
Sat	11/5/22	7:05 PM	Providence	Fri	2/10/23	7:05 PM	@ Rochester
Wed	11/9/22	7:00 PM	@ Hartford	Fri	2/17/23	7:05 PM	@ Providence
Fri	11/11/22	7:05 PM	@ Lehigh Valley	Sat	2/18/23	7:00 PM	@ Bridgeport
Sat	11/12/22	6:05 PM	@ W-B/Scranton	Sun	2/19/23	3:05 PM	@ Providence
Wed	11/16/22	10:35 AM	Syracuse	Wed	2/22/23	7:05 PM	Hartford
Sat	11/19/22	7:05 PM	Charlotte	Sat	2/25/23	7:05 PM	Rochester
Sun	11/20/22	3:05 PM	Lehigh Valley	Sun	2/26/23	3:05 PM	Charlotte
Wed	11/23/22	7:05 PM	Hershey	Fri	3/3/23	7:05 PM	Hartford
Sat	11/26/22	7:05 PM	W-B/Scranton	Sat	3/4/23	7:05 PM	Charlotte
Sun	11/27/22	3:00 PM	@ Bridgeport	Sun	3/5/23	3:00 PM	@ Bridgeport
Fri	12/2/22	7:05 PM	Rockford	Wed	3/8/23	7:05 PM	Hartford
Sat	12/3/22	7:05 PM	@ Providence	Fri	3/10/23	7:05 PM	Providence
Sun	12/4/22	3:00 PM	@ Bridgeport	Sat	3/11/23	7:05 PM	Laval
Fri	12/9/22	7:05 PM	Grand Rapids	Fri	3/17/23	7:00 PM	@ Hartford
Sat	12/10/22	7:05 PM	Milwaukee	Fri	3/18/23	7:05 PM	Providence
Wed	12/14/22	7:00 PM	@ Bridgeport	Sun	3/19/23	3:05 PM	@ Providence
Fri	12/16/22	7:00 PM	@ Syracuse	Fri	3/24/23	7:00 PM	@ Hartford
Sat	12/17/22	7:00 PM	@ Utica	Sat	3/25/23	6:00 PM	@ Hartford
Thu	12/22/22	7:00 PM	@ Hartford	Wed	3/29/23	7:00 PM	@ Charlotte
Fri	12/23/22	7:05 PM	Lehigh Valley	Fri	3/31/23	7:00 PM	@ Charlotte
Wed	12/28/22	7:05 PM	Hartford	Sat	4/1/23	6:00 PM	@ Charlotte
Fri	12/30/22	7:05 PM	Bridgeport	Tue	4/4/23	10:30 AM	@ Bridgeport
Sat	12/31/22	5:30 PM	@ Hartford	Fri	4/7/23	7:05 PM	Hershey
Fri	1/6/23	7:05 PM	Bridgeport	Sat	4/8/23	7:05 PM	@ Lehigh Valley
Sat	1/7/23	7:05 PM	Utica	Fri	4/14/23	7:05 PM	Providence
Fri	1/13/23	7:00 PM	@ Hershey	Sat	4/15/23	7:05 PM	Hartford
Sat	1/14/23	7:00 PM	@ Hershey	Sun	4/16/23	3:05 PM	@ Providence



**Will Bitten**

Acquired by St. Louis in a trade with Minnesota on Dec. 29, 2021, Will Bitten was one of the Thunderbirds' top performers over the second half of the season. He upped his game further in the Calder Cup Playoffs with a team-leading 21 points in 18 games, highlighted by a four-goal performance in Game 3 of the Eastern Conference Finals at Laval.

## DID YOU KNOW?

Will Bitten's four goals in Game 3 of the Eastern Conference Finals at Laval was just the second four-goal game in Thunderbirds history.



**Nikita Alexandrov**

A second-round choice by St. Louis in the 2019 NHL Draft, Nikita Alexandrov recorded 12 goals and 18 assists for 30 points in 67 games during his first full AHL season in 2021-22.



## ALL-TIME REGULAR SEASON TEAM RECORDS

Division championships (regular season).....	0
Overall regular season championships.....	0
Highest points percentage in one season.....	625 .....2021-22 (43-24-6-3)
Lowest points percentage in one season.....	467 .....2017-18 (32-37-5-2)
Most wins in one season .....	43 .....2021-22
Most losses in one season (L+OTL).....	42 .....2016-17, 2017-18
Most shootout losses in one season .....	5.....2018-19
Most goals per game scored in one season.....	3.29 .....2018-19
Fewest goals per game scored in one season.....	2.59 .....2016-17
Most goals per game allowed in one season .....	3.17 .....2018-19
Fewest goals per game allowed in one season.....	2.71 .....2016-17
Most penalty minutes in one season .....	1,153 .....2016-17
Longest winning streak overall .....	6 games .....10/14/18-11/2/18 10/19/19-11/2/19
Longest winning streak at home.....	6 games .....1/28/22-2/23/22
Longest winning streak on road.....	4 games .....12/28/19-1/4/20
Longest points streak overall .....	9 games .....2/17/18-3/10/18 (6-0-3-0) 10/6/18-11/2/18 (7-0-0-2) 10/16/21-11/6/21 (7-0-2-0)
Longest points streak at home .....	7 games .....2/17/18-3/30/18 (4-0-3-0) 11/28/18-12/19/18 (4-0-2-1) 3/1/19-4/12/19 (5-0-2-0)
Longest points streak on road .....	5 games .....12/28/16-1/25/17 (3-0-2-0)
Longest losing streak (L+OTL) overall .....	6 games .....10/7/17-10/21/17 3/11/18-3/25/18 12/21/18-1/4/19 2/2/19-2/16/19
Longest losing streak (L+OTL) at home.....	10 games .....1/7/17-2/11/17
Longest losing streak (L+OTL) on road.....	8 games .....10/7/17-11/19/17
Longest winless streak overall .....	7 games .....11/13/16-12/2/16 (0-4-1-2) 3/11/18-3/28/18 (0-5-1-1)
Longest winless streak at home .....	10 games .....1/7/17-2/11/17 (0-9-1-0)
Longest winless streak on road .....	8 games .....10/7/17-11/19/17 (0-7-1-0)

## ALL-TIME REGULAR SEASON INDIVIDUAL PLAYER RECORDS

### PLAYERS

Most points in one season .....	64 .....	Sam Anas, 2021-22
Most goals in one season .....	30 .....	Anthony Greco, 2018-19
Most assists in one season .....	44 .....	Sam Anas, 2021-22
Most penalty minutes in one season .....	147 .....	Sena Acolatse, 2016-17
Most power-play goals in one season.....	10 .....	Nathan Walker, 2021-22
Most shorthanded goals in one season.....	6 .....	Anthony Greco, 2017-18
Most game-winning goals in one season ..	4 .....	Chase Balisy, 2016-17 Curtis Valk, 2017-18 Anthony Greco, 2017-18 Anthony Greco, 2018-19 Dryden Hunt, 2018-19 Owen Tippett, 2019-20 Matthew Peca, 2021-22 Tommy Cross, 2021-22 James Neal, 2021-22
Most points in one game .....	5 .....	Jayce Hawryluk, 10/28/18 vs. HFD (1-4) Mackenzie MacEachern, 12/18/21 vs. HFD (3-2)
Most goals in one game .....	4 .....	Paul Thompson, 1/23/19 at HFD
Most assists in one game .....	4 .....	Ryan Horvat, 1/12/18 at LV Anthony Greco, 1/12/18 at LV Jayce Hawryluk, 10/28/18 vs. HFD

### GOALTENDERS

Most appearances in one season.....	41 .....	Samuel Montembeault, 2017-18
Most minutes played in one season.....	2,252.....	Joel Hofer, 2021-22
Most wins in one season .....	24 .....	Charlie Lindgren, 2021-22
Most losses in one season .....	23 .....	Samuel Montembeault, 2017-18
Most OT/shootout losses in one season .....	8.....	Samuel Montembeault, 2018-19
Most shutouts in one season .....	4.....	Harri Sateri, 2017-18
Lowest GAA in one season (min. 25 gms.).....	2.21 .....	Charlie Lindgren, 2021-22
Highest save percentage in one season (min. 25 gms.) .....	.927 .....	Harri Sateri, 2017-18

## ALL-TIME REGULAR SEASON POINTS LEADERS

Name	GP	G	A	PTS	Seasons
1 Anthony Greco	261	85	72	157	2016-20
2 Dryden Hunt	214	72	78	150	2016-20
3 Paul Thompson	177	58	65	123	16-17, 18-20
4 Jayce Hawryluk	148	27	68	95	2016-20
5 Chase Balisy	143	31	49	80	2016-18
6 Sam Anas	75	20	44	64	2021-22
7 Curtis Valk	73	20	42	62	2017-18
Joel Lowry	126	21	41	62	2017-20
Thomas Schemitsch	219	24	38	62	2017-20
10 Matthew Peca	68	23	37	60	2021-22

## ALL-TIME REGULAR SEASON GOALTENDING LEADERS (WINS)

Name	GP	W	L	OT/SOL	GAA	SV%	SO	Seasons
1 Sam Montembeault	91	31	44	12	3.21	.901	4	2017-20
2 Charlie Lindgren	34	24	7	1	2.21	.925	3	2021-22
Chris Driedger	47	24	19	2	2.40	.927	1	2018-20
4 Joel Hofer	39	18	14	6	2.96	.905	1	2021-22
5 Philippe Desrosiers	29	16	10	2	3.05	.916	0	2019-20



**Hugh McGing**

A fifth-round choice by St. Louis in the 2018 NHL Draft, Hugh McGing tallied 14 goals and 20 assists in 67 games for the Thunderbirds in 2021-22. The Chicago native went on to tally seven points in the postseason and scored Springfield's first goal of the Calder Cup Finals against his hometown Wolves.

## HISTORY OF TEAM CAPTAINS

2016-17	Brent Regner
2017-18	none
2018-20	Paul Thompson
2021-22	Tommy Cross

## RETIRED NUMBERS

#2	Eddie Shore
#23	Rob Murray





**PLAYOFF FACTS**

Number participated in: ..... 1  
 Number of individual series won: ..... 3  
 Number of individual series lost: ..... 1  
 Total number of playoff games played: ..... 18  
 Games won: ..... 11  
 Games lost: ..... 7  
 Number of overtime games: ..... 4  
 Overtime games won: ..... 3  
 Overtime games lost: ..... 1  
 Number of games opponents shut out: ..... 2  
 Number of games shut out by opponents: ..... 2  
 Calder Cup Championships: ..... 0  
 Losing Finalist: ..... 1 (2022)

**ALL-TIME PLAYOFF POINTS LEADERS**

Player	GP	G	A	PTS	Seasons
1 Will Bitten	18	8	13	21	2021-22
2 Matthew Peca	18	6	10	16	2021-22
3 Dakota Joshua	18	7	8	15	2021-22
Sam Anas	18	4	11	15	2021-22
5 Mackenzie MacEachern	18	6	7	13	2021-22
6 James Neal	17	4	8	12	2021-22
7 Nathan Todd	18	4	7	11	2021-22
Tommy Cross	18	3	8	11	2021-22
9 Brady Lyle	16	3	6	9	2021-22
10 Klim Kostin	18	4	4	8	2021-22
Nikita Alexandrov	18	2	6	8	2021-22



**Joel Hofer**

In his first full season as a pro, Joel Hofer led the Thunderbirds with 39 appearances in net during the regular season before his .934 save percentage in 10 postseason starts helped Springfield reach the Calder Cup Finals. Hofer also scored a goal during the division semifinals vs. Wilkes-Barre/Scranton, becoming just the second goaltender in AHL history to do so in the Calder Cup Playoffs.

**ALL-TIME PLAYOFF INDIVIDUAL PLAYER RECORDS**

**PLAYERS**

Most points in one playoff .....21..... Will Bitten, 2022  
 Most points in one playoff game .....4 ..... Sam Anas, 5/15/22 at WBS (1-3)  
 Sam Anas, 5/22/22 vs. CLT (2-2)  
 Will Bitten, 6/8/22 at LAV (4-0)  
 Most goals in one playoff .....8 ..... Will Bitten, 2022  
 Most goals in one playoff game .....4 ..... Will Bitten, 6/8/22 at LAV  
 Most assists in one playoff .....13..... Will Bitten, 2022  
 Most assists in one playoff game .....3 ..... Sam Anas, 5/15/22 at WBS  
 Matthew Peca, 5/22/22 vs. CLT  
 Mackenzie MacEachern, 6/8/22 at LAV  
 Most playoff games played, all-time .....18 ..... several players tied

**GOALTENDERS**

Most playoff appearances all-time .....10 ..... Joel Hofer  
 Most wins in one playoff .....6 ..... Joel Hofer, 2022  
 Most losses in one playoff .....4 ..... Joel Hofer, 2022  
 Most shutouts in one playoff .....1 ..... Joel Hofer, 2022  
 Charlie Lindgren, 2022  
 Lowest GAA in one playoff (min. 5 gms.) .....2.56 ..... Joel Hofer, 2022  
 Highest save percentage in one playoff  
 (min. 5 gms.) .....934 ..... Joel Hofer, 2022

**ALL-TIME PLAYOFF RESULTS**


Year	Round	Opponent	Result	GF	GA
2022	F	Chicago	L, 1-4	9	22
	CF	Laval	W, 4-3	20	18
	DF	Charlotte	W, 3-0	15	4
	DSF	W-B/Scranton	W, 3-0	17	9
2019	DNQ				
2018	DNQ				
2017	DNQ				



**MassMutual Center**

The MassMutual Center has served as home of AHL hockey in Springfield for five decades. The arena, known originally as the Springfield Civic Center, opened in 1972 and has undergone two major changes, including a \$71-million renovation effort that was completed in 2005 and a \$3.2-million technology upgrade to the center-hung video board, digital signage and LED lighting. The MassMutual Center has played host to the AHL All-Star Classic in 2019 as well as four Calder Cup Finals (1975, 1990, 1991, 2022).





# SYRACUSE CRUNCH



**Howard Dolgon**  
President/C.E.O./Governor



**Stacy Roest**  
General Manager



**Benoit Groulx**  
Head Coach



**Tampa Bay Lightning**  
NHL Affiliate

## PERSONNEL

President/Chief Executive Officer/Governor .....Howard Dolgon  
 Chief Financial Officer/Alternate Governor..... Vance Lederman  
 Chief Operating Officer/Alternate Governor .....Jim Sarosy  
 General Manager.....Stacy Roest  
 Head Coach ..... Ben Groulx  
 Assistant Coach .....Eric Veilleux  
 Assistant Coach ..... Gilles Bouchard  
 Goaltending and Video Coach ..... Joe Palmer  
 Head Athletic Trainer.....Brad Chavis  
 Strength and Conditioning Coach .....Mark Powell  
 Orthopedic and Sports Physical Therapist .....Mike Funyak  
 Head Equipment Manager..... Brandon Guidotti  
 Assistant Equipment Manager.....Noah Koenig  
 Vice President of Revenue Generation.....Mark Hayes  
 Vice President of Corporate Partnerships .....Andrea Marino  
 Vice President of Communications & Digital Media ..... Megan Cahill  
 Vice President of Business Development .....Alec Koondel  
 Director of Team Services..... Brigid Heslin  
 Director of Game Operations & Creative Services..... Stefany Gale  
 Director of Ticket Retention & Operations.....Cooper Gillogly  
 Director of Ticket Sales .....David Riggs  
 Broadcaster ..... Lukas Favale  
 Community & Partnership Activation Manager..... Emily Kissinger  
 Senior Account Executive ..... Mark Emanuelli  
 Merchandise Manager & Account Executive .....Makenzie Felicia  
 Account Executive .....Jakob Cohen

## TEAM INFORMATION

Club Colors ..... Crunch Blue, Gray, White, Black  
 Home Arena ..... Upstate Medical University Arena at  
 Onondaga County War Memorial  
 Seating Capacity ..... 6,110  
 Attendance Records ..... Game: 30,715 vs. Utica., 11/22/14 (Carrier Dome)  
 6,750 vs. Albany, 9/30/94 (War Memorial)  
 Season: 237,940 – 1995-96  
 Average: 5,986 – 2014-15  
 Press Box Location .....Top of Section 215  
 Flagship Radio Station .....ESPN Radio 97.7 FM/1200 AM Syracuse;  
 100.1 FM and 1440 AM Oswego  
 Time Zone ..... Eastern

**Syracuse Crunch**  
 800 South State Street  
 Syracuse, NY 13202  
 Phone: (315) 473-4444

## MEDIA DIRECTORY

### NEWSPAPER/WEB/WIRE

Syracuse Media Group/The Post-Standard • Phone (315) 470-2151 • Contact: Lindsay Kramer (@syrhockey), Brent Axe (@brentaxedia) • www.syracuse.com • @syracusedotcom  
 Syracuse New Times • Phone (315) 422-7011 • Contact: Larry Dietrich • www.syracusenewtimes.com • @SyrNewTimes  
 Eagle Newspapers • Phone (315) 434-8889 • www.eaglenewsonline.com  
 The Citizen • Phone (315) 282-2256 • www.auburnpub.com • @The\_Citizen  
 Palladium Times • Phone (315) 343-3800 • www.palltimes.com • @PallTimesOswego  
 The Daily Orange • Phone (315) 443-2314 • www.dailyorange.com • @DOSports  
 Associated Press • Phone (315) 471-6471 • Contact: John Kekis (@greek1947) • www.ap.org • @AP

### TELEVISION

WSTM-TV 3 (NBC)/WTVH-TV 5 (CBS) • Phone (315) 477-9400 • Contact: Tommy Sladek (@TommySladek) • www.cnycentral.com • @cnycentral  
 Spectrum News CNY • Phone (315) 234-1010 • Contact: Kate Callaway (@KateCallawayTV), Jesse MacWilliam (@JesseMacTV) • www.twcnews.com/spectrumnews • @SpecNewsCNY  
 WSYR-TV 9 (ABC) • Phone (315) 446-9999 • Contact: Steve Infanti (@SteveInfantiNC9), Mario Sacco (@MarioSaccoNC9), Alex Sims (@AlexSimsTV), Erik Columbia (@ErikConTV), Jeff Kulikowsky (@JeffNC9) • www.localsyr.com • @newschannel9



**RADIO**

ESPN Syracuse 97.7 FM/1200 AM, 100.1 FM/1440 AM, 1310 AM • Phone (315) 472-9111 • Contact: Brent Axe (@brentaxemedia) • www.espnysyracuse.com • @espnysyracuse  
 TK99 99.5 FM • Phone (315) 633-0047 • Contact: Gomez Adams (@GomezandLisa) • www.tk99.net • @TKClassicRock  
 KROCK 100.9 FM/106.5 FM • Phone (315) 472-9111 • Contact: Josh Grosvent (@krockjosh), Cody Mack (@KrockCodyMack) • www.syracuse.krock.com • @KROCKCNY  
 HOT 107.9 • Phone (315) 421-1079 • hot1079.iheart.com  
 WSKO The Score 1260 AM • Phone (315) 472-0200 • www.thescore1260.com • @TheScore1260  
 WHEN 620 AM • Phone (315) 472-9797 • www.power620.com  
 WSYR 106.9 FM/570 AM • Phone (315) 472-9797 • www.wsy.com • @WSYRNews  
 WAER 88.3 FM • Phone (315) 443-4021 • www.waer.com • @WAERSports  
 WJPZ 89.1 FM • Phone (315) 443-4689 • www.z89online.com • @Z89Sports  
 WIBX 950 AM • Phone (315) 736-0188 • www.wibx950.com

**SEASON RESULTS**

Season	Aff	Head Coach	GP	W	L	T	OTL	SOL	PTS	PCT	GF	GA	Finish	Playoff Result (W-L Record)
1994-95	VAN	Jack McIlhargey	80	29	42	9	--	--	67	.419	288	325	5th, Southern	Did not qualify
1995-96	VAN	Jack McIlhargey	80	31	37	5	7	--	74	.463	257	307	5th, Central	Lost Conference Finals (8-8)
1996-97	VAN	Jack McIlhargey	80	32	38	10	0	--	74	.463	241	265	4th, Empire State	Lost Conference Quarterfinals (0-3)
1997-98	VAN/PIT	Jack McIlhargey	80	35	32	11	2	--	83	.519	272	285	3rd, Empire	Lost Conference Quarterfinals (2-3)
1998-99	VAN/PIT	Jack McIlhargey	80	18	50	9	3	--	48	.300	220	327	5th, Empire	Did not qualify
1999-2000	VAN	Stan Smyl	80	35	35	9	1	--	80	.500	290	294	2nd, Empire	Lost Conference Quarterfinals (1-3)
2000-01	CBJ	Gary Agnew	80	33	30	12	5	--	83	.519	235	254	3rd, Mid-Atlantic	Lost Conference Quarterfinals (2-3)
2001-02	CBJ	Gary Agnew	80	39	23	13	5	--	96	.600	228	193	1st, Central (1)	Lost Conference Semifinals (6-4)
2002-03	CBJ	Gary Agnew	80	27	41	8	4	--	66	.413	201	256	4th, Central (13)	Did not qualify
2003-04	CBJ	Gary Agnew	80	38	25	10	7	--	93	.581	239	235	2nd, North	Lost Division Semifinals (3-4)
2004-05	CBJ	Gary Agnew	80	36	33	--	7	4	83	.519	215	230	5th, North	Did not qualify
2005-06	CBJ	Gary Agnew	80	47	25	--	5	3	102	.638	272	251	2nd, North	Lost Division Semifinals (2-4)
2006-07	CBJ	Ross Yates	80	34	34	--	4	8	80	.500	250	248	5th, North	Did not qualify
2007-08	CBJ	Ross Yates	80	46	26	--	2	6	100	.625	247	201	2nd, North	Lost Division Finals (7-6)
2008-09	CBJ	Ross Yates	80	40	32	--	5	3	88	.550	214	226	5th, North	Did not qualify
2009-10	CBJ	Ross Yates	80	34	39	--	4	3	75	.469	227	272	6th, East	Did not qualify
2010-11	ANA	Mark Holick	80	35	38	--	3	4	77	.481	217	249	6th, East	Did not qualify
2011-12	ANA	Mark Holick, Trent Yawney	76	37	29	--	5	5	84	.553	238	234	4th, East (7)	Lost Conference Quarterfinals (1-3)
2012-13	TB	Jon Cooper, Rob Zettler	76	43	22	--	6	5	97	.638	247	201	1st, East (3)	Lost Calder Cup Finals (13-5)
2013-14	TB	Rob Zettler	76	31	32	--	4	9	75	.493	198	232	5th, East (12)	Did not qualify
2014-15	TB	Rob Zettler	76	41	25	--	10	0	92	.605	218	219	2nd, Northeast (5)	Lost Conference Quarterfinals (0-3)
2015-16	TB	Rob Zettler	76	32	29	--	11	4	79	.520	213	240	4th, North	Did not qualify
2016-17	TB	Benoit Groulx	76	38	24	--	7	7	90	.592	232	227	1st, North	Lost Calder Cup Finals (13-9)
2017-18	TB	Benoit Groulx	76	46	22	--	3	5	100	.658	234	189	2nd, North	Lost Division Finals (3-4)
2018-19	TB	Benoit Groulx	76	47	21	--	4	4	102	.671	264	187	1st, North	Lost Division Semifinals (1-3)
2019-20	TB	Benoit Groulx	62	30	23	--	4	5	69	.556	202	210	5th, North	Playoffs not held
2020-21	TB/FLA	Benoit Groulx	32	19	10	--	3	0	41	.641	120	93	3rd, North	Playoffs not held
2021-22	TB	Benoit Groulx	76	41	26	--	7	2	91	.599	242	229	2nd, North	Lost Division Semifinals (2-3)
<b>TOTALS</b>			<b>2,138</b>	<b>994</b>	<b>843</b>	<b>96</b>	<b>128</b>	<b>77</b>	<b>2,289</b>	<b>.535</b>	<b>6,521</b>	<b>6,679</b>		

NOTE: 2011-12 – Holick (15-15-3-1), Yawney (22-14-2-4)... 2012-13 – Cooper (39-18-3-5), Zettler (4-4-3-0).



**Cole Koepke**

Cole Koepke had a strong debut season for the Crunch in 2021-22. The Hermantown, Minn., native was one of 12 AHL rookies to reach 20 goals, finishing with 39 points (20g, 19a) in 69 games. He was also the fourth Crunch rookie to score at least 20 goals during their affiliation with the Tampa Bay Lightning, which dates to the 2012-13 season.


**IN THE SYSTEM**

- Hugo Alnefelt (G), 6-4, 201 lbs., catches left. Born 6/4/01, Danderyd, Sweden  
Last year's teams: Syracuse (AHL) 23gp, 10-7-4, 3.14gaa, .882sv%... Orlando (ECHL) 2gp, 0-2-0, 3.51gaa, .886sv%... Tampa Bay (NHL) 1gp, 0-0-0, 9.00gaa, .700sv%
- Lucas Edmonds (LW), 5-11, 185 lbs., shoots right. Born 1/27/01, North Bay, Ont.  
Last year's team: Kingston (OHL) 68gp, 34+79=113pts.
- Gage Goncalves (C), 6-1, 171 lbs., shoots left. Born 1/16/01, Mission, B.C.  
Last year's team: Syracuse (AHL) 70gp, 17+15=32pts.
- Cole Koepke (LW), 6-1, 172 lbs., shoots left. Born 5/17/98, Hermantown, Minn.  
Last year's team: Syracuse (AHL) 69gp, 20+19=39pts.
- Nick Perbix (D), 6-4, 200 lbs., shoots right. Born 6/15/98, Elk River, Minn.  
Last year's teams: St. Cloud State (NCAA) 31gp, 6+25=31pts... Syracuse (AHL) 12gp, 2+6=8pts.



**Darren Raddysh**

Darren Raddysh was the bedrock of the Crunch defense during his first season with the organization in 2021-22, delivering 25 points (7g, 18a) in 61 games while playing to a plus-4 rating. The blueliner netted four game-winning goals, including two in overtime, and also saw action in four games over two recalls to the Tampa Bay Lightning, making his NHL debut Dec. 30, 2021 at Florida.



**2022-23 SCHEDULE (ALL TIMES LOCAL)**

Day	Date	Time	Opponent	Day	Date	Time	Opponent
Fri	10/14/22	7:00 PM	@ Cleveland	Fri	1/20/23	7:00 PM	@ Utica
Sat	10/15/22	7:00 PM	@ Cleveland	Sat	1/21/23	7:00 PM	Utica
Fri	10/21/22	7:05 PM	@ Rochester	Fri	1/27/23	7:00 PM	Utica
Sat	10/22/22	7:00 PM	Rochester	Sat	1/28/23	7:00 PM	@ Hartford
Wed	10/26/22	7:00 PM	@ Toronto	Sun	1/29/23	3:05 PM	@ Providence
Fri	10/28/22	7:00 PM	Toronto	Wed	2/1/23	7:00 PM	@ Utica
Sat	10/29/22	7:00 PM	Cleveland	Fri	2/3/23	7:00 PM	Charlotte
Wed	11/2/22	7:05 PM	@ Rochester	Sat	2/4/23	7:00 PM	Charlotte
Fri	11/4/22	7:00 PM	@ Charlotte	Fri	2/10/23	7:00 PM	@ Laval
Sat	11/5/22	6:00 PM	@ Charlotte	Sat	2/11/23	7:00 PM	Rochester
Wed	11/9/22	7:00 PM	Rochester	Wed	2/15/23	7:05 PM	@ Belleville
Fri	11/11/22	7:00 PM	Belleville	Sat	2/18/23	7:00 PM	@ Utica
Sat	11/12/22	7:00 PM	Utica	Sun	2/19/23	3:05 PM	@ Rochester
Wed	11/16/22	10:35 AM	@ Springfield	Fri	2/24/23	7:00 PM	W-B/Scranton
Sat	11/19/22	7:05 PM	@ Belleville	Sat	2/25/23	7:00 PM	Hartford
Wed	11/23/22	7:00 PM	Toronto	Sun	2/26/23	4:00 PM	@ Toronto
Fri	11/25/22	7:00 PM	Providence	Wed	3/1/23	7:00 PM	Cleveland
Sat	11/26/22	7:00 PM	Providence	Fri	3/3/23	7:00 PM	Lehigh Valley
Fri	12/2/22	7:05 PM	@ Belleville	Sun	3/5/23	3:00 PM	@ Utica
Sat	12/3/22	4:00 PM	@ Toronto	Fri	3/10/23	7:00 PM	Laval
Wed	12/7/22	7:05 PM	@ Rochester	Sat	3/11/23	7:00 PM	Rochester
Fri	12/9/22	7:00 PM	Toronto	Wed	3/15/23	7:05 PM	@ Providence
Sat	12/10/22	7:00 PM	Utica	Fri	3/17/23	7:00 PM	@ Bridgeport
Fri	12/16/22	7:00 PM	Springfield	Sat	3/18/23	7:00 PM	W-B/Scranton
Sat	12/17/22	7:00 PM	Bridgeport	Fri	3/24/23	7:00 PM	@ Utica
Wed	12/21/22	7:00 PM	Laval	Sat	3/25/23	7:00 PM	Hershey
Fri	12/23/22	7:05 PM	@ Rochester	Sun	3/26/23	5:00 PM	Utica
Wed	12/28/22	7:00 PM	@ Laval	Fri	3/31/23	7:00 PM	Belleville
Fri	12/30/22	7:00 PM	@ Laval	Sat	4/1/23	6:05 PM	@ W-B/Scranton
Fri	1/6/23	7:00 PM	Belleville	Sun	4/2/23	3:00 PM	@ Utica
Sat	1/7/23	7:00 PM	Rochester	Wed	4/5/23	7:05 PM	@ Rochester
Sun	1/8/23	5:00 PM	@ Hershey	Fri	4/7/23	7:00 PM	Rochester
Fri	1/13/23	7:00 PM	Laval	Sat	4/8/23	7:00 PM	Laval
Sat	1/14/23	7:05 PM	@ Lehigh Valley	Wed	4/12/23	7:00 PM	@ Utica
Mon	1/16/23	1:00 PM	Utica	Fri	4/14/23	7:00 PM	@ Laval
Wed	1/18/23	7:05 PM	@ W-B/Scranton	Sat	4/15/23	7:00 PM	Utica



**Gabriel Fortier**

Gabriel Fortier made noticeable progress in his second pro season with the Crunch in 2021-22. The Lachine, Que., native collected 35 points (14g, 21a) in 72 games, while also playing a crucial role on the team's penalty kill. He also spent over a month with the Tampa Bay Lightning, appearing in his first 10 career NHL games and scoring his first NHL goal (Dec. 21 at Vegas).



**ALL-TIME REGULAR SEASON TEAM RECORDS**

Division championships (regular season).....	4.....	2001-02, 2012-13, 2016-17, 2018-19
Overall regular season championships.....	0	
Highest points percentage in one season.....	.671.....	2018-19 (47-21-4-4)
Lowest points percentage in one season.....	.300.....	1998-99 (18-50-9-3)
Most wins in one season.....	47.....	2005-06, 2018-19
Most losses in one season (L+OTL).....	53.....	1998-99
Most ties in one season.....	13.....	2001-02
Most shootout losses in one season.....	9.....	2013-14
Most goals per game scored in one season.....	3.75.....	2020-21
Fewest goals per game scored in one season....	2.51.....	2002-03
Most goals per game allowed in one season....	4.09.....	1998-99
Fewest goals per game allowed in one season..	2.41.....	2001-02
Most penalty minutes in one season.....	2,320.....	1994-95
Longest winning streak overall.....	15 games.....	3/9/08-end of season
Longest winning streak at home.....	12 games.....	3/13/22-4/29/22
Longest winning streak away.....	9 games.....	10/19/12-11/25/12
Longest undefeated streak overall.....	15 games.....	3/9/08-end of season (15-0-0-0)
Longest undefeated streak at home.....	12 games.....	3/13/22-4/29/22 (12-0-0-0)
Longest undefeated streak away.....	10 games.....	1/26/01-3/2/01 (7-0-3-0)
Longest points streak overall.....	23 games.....	2/22/08-end of season (20-0-0-3)
Longest points streak at home.....	17 games.....	2/22/08-end of season (15-0-0-2)
Longest points streak away.....	13 games.....	1/26/01-4/6/01 (8-0-4-2)
Longest losing streak (L+OTL) overall.....	10 games.....	1/16/99-2/13/99
Longest losing streak (L+OTL) at home.....	7 games.....	2/19/00-3/24/00
Longest losing streak (L+OTL) away.....	9 games.....	12/30/98-2/26/99
Longest winless streak overall.....	14 games.....	12/13/02-1/8/03 (0-10-3-1)
Longest winless streak at home.....	10 games.....	12/7/02-1/4/03 (0-7-2-1)
Longest winless streak away.....	9 games.....	12/30/98-2/26/99 (0-9-0)



**Sean Day**

Defenseman Sean Day had a breakout year on the Crunch blue line in 2021-22. In his second season with the Lightning organization, Day tied for 10th among AHL defensemen in scoring with 40 points (8g, 32a) in 69 games before a late-season injury prevented him from playing in the Calder Cup Playoffs. Day also made his NHL debut with the Lightning on Dec. 28, 2021, vs. Montreal and skated in two games for Tampa Bay.

**ALL-TIME REGULAR SEASON INDIVIDUAL PLAYER RECORDS**

**PLAYERS**

Most points in one season.....	82.....	Carter Verhaeghe, 2018-19
Most goals in one season.....	40.....	Lonny Bohonos, 1995-96
Most assists in one season.....	58.....	Bill Bowler, 2000-01
Most penalty minutes in one season.....	357.....	Jody Shelley, 2000-01
Most power-play goals in one season.....	20.....	Reggie Savage, 2000-01
Most shorthanded goals in one season.....	6.....	Adam Pineault, 2007-08
Most game-winning goals in one season.....	9.....	Mark Hartigan, 2005-06
Most points in one game.....	6.....	Lonny Bohonos, 12/27/95 vs. ROC (0-6) Joakim Lindstrom, 12/15/07 vs. HAM (1-5)
Most goals in one game.....	4.....	Steve Kariya, 2/18/00 vs. ALB Mark Hartigan, 1/3/04 vs. ALB Andy Delmore, 2/15/06 at BNG (@ Utica) Alexandre Picard, 3/21/09 vs. ALB Trevor Smith, 1/2/11 at ALB
Most assists in one game.....	6.....	Lonny Bohonos, 12/17/95 vs. ROC

**GOALTENDERS**

Most appearances in one season.....	61.....	Mike Fountain, 1994-95
Most minutes played in one season.....	3,619.....	Mike Fountain, 1994-95
Most wins in one season.....	30.....	Corey Hirsch, 1997-98
Most losses in one season.....	29.....	Mike Fountain, 1994-95
Most ties/OT/shootout losses in one season....	8.....	Frederic Cassivi, 1996-97 Kristers Gudlevskis, 2015-16
Most shutouts in one season.....	9.....	Jean-Francois Labbe, 2001-02
Lowest GAA in one season (min. 25 gms.).....	2.12.....	Karl Goehring, 2007-08
Highest save percentage in one season (min. 25 gms.).....	.930.....	Karl Goehring, 2007-08

**HISTORY OF TEAM CAPTAINS**

1994-95	Dane Jackson
1995-96	Mark Wotton
1996-97	Lonny Bohonos, John Namestnikov, Larry Courville, Mark Kryz, Mark Wotton
1997-99	Mark Wotton
1999-2000	Brian Bonin
2000-01	Mike Gaul
2001-02	Sean Pronger
2002-03	David Ling
2003-04	Darrel Scoville
2004-07	Jamie Pushor
2007-08	Zenon Konopka
2008-09	Dan Smith
2009-10	Derek MacKenzie
2010-11	Joe DiPenta
2011-12	Nate Guenin
2012-16	Mike Angelidis
2016-17	Luke Witkowski, Erik Condra
2017-18	Erik Condra
2018-19	Gabriel Dumont
2019-21	Luke Witkowski
2021-22	Gabriel Dumont



**ALL-TIME REGULAR SEASON POINTS LEADERS**

Name	GP	G	A	PTS	Seasons
1 Brad Moran	334	98	143	241	2000-05
2 Lonny Bohonos	199	104	126	230	1994-98
3 Mark Hartigan	221	107	105	212	2003-07
4 Cory Conacher	224	72	133	205	12-13, 16-20
5 Joe Motzko	245	85	119	204	2003-07
6 Alex Barre-Boulet	202	85	114	199	2018-22
7 Mark Wotton	310	40	124	164	1994-99
8 Joakim Lindstrom	176	64	95	159	2004-08
9 Yanni Gourde	215	67	90	157	2013-17
10 Derrick Walser	198	49	105	154	01-04, 06-07

**ALL-TIME REGULAR SEASON GOALTENDING LEADERS (WINS)**

Name	GP	W	L	OT/SOL	GAA	SV%	SO	Seasons
1 Karl Goehring	178	78	71	15	2.58	.915	11	01-05, 07-08
2 Kristers Gudlevskis	158	74	47	23	2.75	.902	8	2013-17
3 Mike Fountain	140	54	71	12	3.59	.888	4	1994-97
4 Jean-Francois Labbe	92	43	33	13	2.48	.925	11	2000-03
5 Dan LaCosta	105	40	42	7	2.98	.905	7	2006-10



**Max Lagace**

After working through regular injuries during the first half of 2021-22, goaltender Max Lagace finished the season on a torrid pace to help the Crunch earn second place in the North Division. He posted a 17-2-2 record with a 1.66 goals-against average and a .936 save percentage over his final 21 decisions, and started every game during the Crunch's franchise record 12-game home winning streak.



**Gabriel Dumont**

After two years with the Minnesota Wild organization, Gabriel Dumont reprised his role as Crunch captain in 2021-22 and enjoyed a career season, scoring 30 goals for the first time and establishing personal highs in assists (32), points (62), power-play goals (9), game-winning goals (6) and games played (75).



**Upstate Medical University Arena**

The Upstate Medical University Arena at Onondaga County War Memorial opened in 1951 as one of the finest multi-purpose auditoriums in the United States. During its storied history, the arena has hosted some of the most well-known musical acts and served as home to the NBA's Syracuse Nationals, NLL's Syracuse Smash and several AHL franchises. The building received its first complete renovation in 1993 with the addition of the Oncenter and its designation as a State and National Landmark. In 2018, the arena received another major renovation, including the addition of six luxury suites, the premier All Who Served Club, a new state-of-the-art scoreboard and updates to the facility that provide an exciting fan experience.

**PLAYOFF FACTS**

Number participated in:.....	16
Number of individual series won:.....	11
Number of individual series lost:.....	16
Total number of playoff games played:.....	132
Games won:.....	64
Games lost:.....	68
Number of overtime games:.....	26
Overtime games won:.....	12
Overtime games lost:.....	14
Number of games opponents shut out:.....	11
Number of games shut out by opponents:.....	4
Calder Cup Championships:.....	0
Losing Finalist:.....	2 (2013, 2017)

**ALL-TIME PLAYOFF POINTS LEADERS**

	<b>Player</b>	<b>GP</b>	<b>G</b>	<b>A</b>	<b>PTS</b>	<b>Seasons</b>
1	Matt Taormina	40	7	25	32	12-13, 16-17
	Cory Conacher	26	13	18	31	16-17, 18-19
3	Yanni Gourde	25	10	19	29	2014-17
4	Brad Moran	22	13	15	28	2000-04
5	Ondrej Palat	18	7	19	26	2012-13
	Lonny Bohonos	19	16	10	26	1995-97
7	Matthew Peca	31	8	17	25	2014-18
8	Tyler Johnson	18	10	11	21	2012-13
	Erik Condra	25	5	16	21	2016-18
10	Rick Girard	17	10	9	19	1995-97

**ALL-TIME PLAYOFF INDIVIDUAL PLAYER RECORDS**

**PLAYERS**

Most points in one playoff.....	28	Cory Conacher, 2017
Most points in one playoff game.....	4	Zenon Konopka, 5/7/08 vs. TOR (1-3) Tyler Johnson, 5/11/13 at SPR (3-1) Cory Conacher, 5/24/17 vs. PRO (2-2) Cory Conacher, 5/26/17 vs. PRO (1-3) Yanni Gourde, 5/26/17 vs. PRO (1-3) Gabriel Dumont, 4/20/18 vs. ROC (3-1) Matthew Peca, 4/21/18 vs. ROC (1-3)
Most goals in one playoff.....	14	Lonny Bohonos, 1996
Most goals in one playoff game.....	3	Tyler Johnson, 5/11/13 vs. SPR Philippe Paradis, 6/1/13 vs. WBS Gabriel Dumont, 4/20/18 vs. ROC
Most assists in one playoff.....	19	Ondrej Palat, 2013
Most assists in one playoff game.....	3	several times; last: Carter Verhaeghe, 4/25/18 at ROC
Most games played all-time.....	40	Matt Taormina

**GOALTENDERS**

Most appearances all-time.....	22	Mike McKenna
Most wins in one playoff.....	13	Cedrick Desjardins, 2013 Mike McKenna, 2017
Most losses in one playoff.....	9	Mike McKenna, 2017
Most shutouts in one playoff.....	3	Cedrick Desjardins, 2013
Lowest GAA in one playoff (min. 5 games).....	2.02	Corey Hirsch, 1998
Highest save percentage in one playoff (min. 5 games).....	.939	Pascal Leclaire, 2006 (.9392) Jean-Francois Labbe, 2002 (.9391)

**ALL-TIME PLAYOFF RESULTS**

<b>Year</b>	<b>Round</b>	<b>Opponent</b>	<b>Result</b>	<b>GF</b>	<b>GA</b>
2022	DSF	Laval	L, 2-3	13	13
2019	DSF	Cleveland	L, 1-3	6	14
2018	DF	Toronto	L, 0-4	7	17
	DSF	Rochester	W, 3-0	18	10
2017	F	Grand Rapids	L, 2-4	22	20
	CF	Providence	W, 4-1	22	12
	DF	Toronto	W, 4-3	28	20
	DSF	St. John's	W, 3-1	10	8
2016	DNQ				
2015	CQF	W-B/Scranton	L, 0-3	3	14
2014	DNQ				
2013	F	Grand Rapids	L, 2-4	17	22
	CF	W-B/Scranton	W, 4-1	18	8
	CSF	Springfield	W, 4-0	18	7
	CQF	Portland	W, 3-0	12	8
2012	CQF	St. John's	L, 1-3	10	15
2011	DNQ				
2010	DNQ				
2009	DNQ				
2008	DF	Toronto	L, 3-4	22	24
	DSF	Manitoba	W, 4-2	14	14
2007	DNQ				
2006	DSF	Manitoba	L, 2-4	10	15
2005	DNQ				
2004	DSF	Rochester	L, 3-4	17	29
2003	DNQ				
2002	CSF	Chicago	L, 3-4	18	17
	CQF	Philadelphia	W, 3-0	12	5
2001	CQF	W-B/Scranton	L, 2-3	13	19
2000	CQF	Hamilton	L, 1-3	9	11
1999	DNQ				
1998	CQF	Hamilton	L, 2-3	13	10
1997	CQF	Rochester	L, 0-3	8	16
1996	CF	Rochester	L, 1-4	16	23
	CSF	Baltimore	W, 4-3	27	26
	CQF	Binghamton	W, 3-1	21	14
1995	DNQ				

**DID YOU KNOW?**

The 2022-23 season marks the Tampa Bay Lightning's 11th year as the parent club of the Crunch, surpassing Columbus (2000-10) as Syracuse's longest-serving partner. The Crunch have a record of 368-234-59-41 during their affiliation with the Lightning and have made two Calder Cup Finals appearances, while Tampa Bay has reached four Finals and won two Stanley Cups.

**WESTERN CONFERENCE, CENTRAL DIVISION – 14TH SEASON**

www.texasstars.com  /texasstars  @texasstars  txstarshockey



**Brad Alberts**  
President



**Scott White**  
General Manager



**Neil Graham**  
Head Coach

**TEXAS STARS**



**Dallas Stars**  
NHL Affiliate

**PERSONNEL**

Owner and Governor, Dallas Stars and Texas Stars ..... Tom Gaglardi  
 Chairman, Dallas Stars/Alternate Governor, Texas Stars..... Jim Lites  
 President and Chief Executive Officer, Dallas Stars and  
 President and Alternate Governor, Texas Stars ..... Brad Alberts  
 Chief Operating Officer, Texas Stars and  
 General Manager, H-E-B Center ..... Michael Delay  
 Assistant General Manager, Dallas Stars and  
 General Manager, Texas Stars..... Scott White  
 Head Coach ..... Neil Graham  
 Assistant Coach ..... Travis Morin  
 Assistant Coach ..... Max Fortunus  
 Goaltender Development Coach ..... Ryan Daniels  
 Video Coordinator ..... Chris Demczuk  
 Player Development Coordinator ..... J.J. McQueen  
 Director of Player Personnel..... Rich Peverley  
 Athletic Trainer..... Mike DeGaetano  
 Equipment Manager..... Nick Lazor  
 Assistant Equipment Manager..... Noah Maddex  
 Director - Ticket Operations ..... John Schloffman  
 Director - Ticket Sales ..... Dan Dobbins  
 Director - Video Creative Services..... David Foley  
 Director - Corporate Sales..... Patrick Bucher  
 Director - Marketing..... Ashley Hamilton  
 Director - Accounting..... Nick Cukar  
 Manager - Broadcasting and Media Relations ..... John Peterson  
 Manager - Merchandise ..... Kaycee Barcalow  
 Manager - Sponsorship Services ..... Mariana Pabon  
 Manager - Community Relations ..... Paul Harris

Graphic Design Coordinator..... Annie Martin  
 Marketing and Social Media Coordinator.....Shelby Haney  
 Sponsorship Services Coordinator.....Davis Walker  
 Account Executive - New Business Development.....Jay Guffey  
 Account Executive - Customer Service and Retention .....Bo Molina  
 Account Executive - New Business Development..... Tristan Flores  
 Account Executive - Customer Service and Retention .....Morgan Haney  
 Mascot Coordinator.....Jeph Harris

**TEAM INFORMATION**

Club Colors ..... Victory Green, Black, Silver, White  
 Home Arena ..... H-E-B Center at Cedar Park  
 Seating Capacity ..... 6,779  
 Attendance Records..... Game: 7,054 vs. Hershey, 6/11/10 (playoffs)  
 6,863 several times (reg. season);  
 last: vs. San Diego, 1/26/19  
 Season: 214,209 – 2009-10  
 Average: 5,470 – 2011-12  
 Press Box Location .....Top floor, above Sections 106-107  
 Time Zone.....Central (EST -1)

**Texas Stars**  
 2100 Avenue of the Stars  
 Cedar Park, TX 78613  
 Phone: (512) 467-8277

**MEDIA DIRECTORY**

**NEWSPAPER/WEB/WIRE**

Austin American-Statesman • Phone (512) 445-3659 • Contact: Rich Tijerina • www.statesman.com • @statesman  
 Hill Country News • Phone (512) 259-4449 • Contact: Zach Smith • www.hillcountrynews.com • @HillCountryNws  
 100 Degree Hockey • Phone (972) 467-3529 • Contact: Stephen Meserve • www.100degreehockey.com • @100degreehockey  
 The Athletic • Phone (248) 808-2977 • Contact: Saad Yousuf (@saadyousuf126) • www.theathletic.com/DFW • @TheAthleticDFW  
 Associated Press • Phone (512) 472-4004 • Contact: aptexas@ap.org • www.ap.org • @AP

**TELEVISION**

KXAN-26 (NBC) • Phone (512) 476-2863 • Contact: Roger Wallace (@rwallacekxan) • www.kxan.com  
 KTBC-7 (FOX) • Phone (512) 472-0988 • Contact: Dennis de la Pena (@dennisonfox7) • www.myfoxaustin.com  
 KVUE-24 (ABC) • Phone (512) 459-2065 • Contact: Jeff Jones (@JeffJonesSports) • www.kvue.com  
 KEYE-42 (CBS) • Phone (512) 490-2172 • Contact: Bob Ballou (@BobBallouSports) • www.keyetv.com  
 Spectrum News Austin • Phone (512) 531-8800 • Contact: Adam Rossow (@AdamJRossow) • www.spectrumlocalnews.com/tx/austin

**RADIO**

KTXF-FM The Horn 104.9 • Phone (512) 416-1100 • Contact: Erin Hogan • www.hornfm.com • @1049TheHorn  
 KROX-FM 101.5 • Phone (512) 832-4000 • Contact: Lynn Barstow • www.101x.com • @lawless999  
 AM 1300 The Zone • Phone (512) 684-7300 • www.am1300thezone.com • @am1300thezone





SEASON RESULTS

Season	Aff	Head Coach	GP	W	L	T	OTL	SOL	PTS	PCT	GF	GA	Finish	Playoff Result (W-L Record)
2009-10	DAL	Glen Gulutzan	80	46	27	--	3	4	99	.619	238	198	2nd, West	Lost Calder Cup Finals (14-10)
2010-11	DAL	Glen Gulutzan	80	41	29	--	4	6	92	.575	213	210	4th, West	Lost Division Semifinals (2-4)
2011-12	DAL	Jeff Pyle	76	31	40	--	3	2	67	.441	224	251	5th, West (15)	Did not qualify
2012-13	DAL	Willie Desjardins	76	43	22	--	5	6	97	.638	235	201	1st, South (1)	Lost Conference Semifinals (4-5)
2013-14	DAL	Willie Desjardins	76	48	18	--	3	7	106	.697	274	197	1st, West (1)	Won Calder Cup (15-6)
2014-15	DAL	Derek Laxdal	76	40	22	--	13	1	94	.618	242	216	2nd, West (5)	Lost Conference Quarterfinals (0-3)
2015-16	DAL	Derek Laxdal	76	40	25	--	8	3	91	.599	277	246	3rd, Pacific	Lost Division Semifinals (1-3)
2016-17	DAL	Derek Laxdal	76	34	37	--	1	4	73	.480	224	265	7th, Pacific	Did not qualify
2017-18	DAL	Derek Laxdal	76	38	24	--	8	6	90	.592	223	231	2nd, Pacific	Lost Calder Cup Finals (14-8)
2018-19	DAL	Derek Laxdal	76	37	31	--	4	4	82	.539	238	231	6th, Central	Did not qualify
2019-20	DAL	Derek Laxdal, Neil Graham	62	27	28	--	3	4	61	.492	171	192	6th, Central	Playoffs not held
2020-21	DAL	Neil Graham	38	17	18	--	3	0	37	.487	117	124	5th, Central	Playoffs not held
2021-22	DAL	Neil Graham	72	32	28	--	6	6	76	.528	219	230	5th, Central	Lost Division First Round (0-2)
TOTALS			940	474	349	--	64	53	1,065	.566	2,895	2,792		

NOTE: 2019-20 – Laxdal (9-13-1-2), Graham (18-15-2-2).

IN THE SYSTEM

- Oskar Back (C), 6-3, 200 lbs., shoots left. Born 3/12/00, Karlstad, Sweden  
Last year's team: Texas (AHL) 71gp, 7+18=25pts.
- Matej Blumel (RW), 6-0, 198, shoots left. Born 5/31/00, Tabor, Czech Republic  
Last year's team: Pardubice HC (Czech) 49gp, 12+12=24pts.
- Mavrik Bourque (C), 5-10, 185, shoots right. Born 1/8/02, Plessisville, Que.  
Last year's team: Shawinigan (QMJHL) 31gp, 20+48=68pts.
- Fredrik Karlstrom (LW), 6-3, 190, shoots left. Born 1/12/98, Stockholm, Sweden  
Last year's teams: Texas (AHL) 65gp, 16+13=29pts... Dallas (NHL) 3gp, 0+1=1pt.
- Antonio Stranges (LW), 5-11, 188, shoots left. Born 2/5/02, Ann Arbor, Mich.  
Last year's team: London (OHL) 60gp, 31+53=84pts.



Ryan Shea

Third-year pro Ryan Shea returns to the Texas blue line after a breakout season in 2021-22. He ranked second among Stars defensemen with 29 assists and 32 points last season, both career highs.

2022-23 SCHEDULE (ALL TIMES LOCAL)

Day	Date	Time	Opponent	Day	Date	Time	Opponent
Fri	10/14/22	7:00 PM	Colorado	Sat	1/21/23	2:00 PM	@ Manitoba
Sat	10/15/22	7:00 PM	Colorado	Sun	1/22/23	2:00 PM	@ Manitoba
Fri	10/21/22	7:00 PM	@ Iowa	Fri	1/27/23	7:00 PM	Colorado
Sat	10/22/22	6:00 PM	@ Iowa	Sat	1/28/23	7:00 PM	Colorado
Tue	10/25/22	11:00 AM	@ Chicago	Mon	1/30/23	7:00 PM	Iowa
Wed	10/26/22	7:00 PM	@ Milwaukee	Wed	2/1/23	7:00 PM	Iowa
Sat	10/29/22	7:00 PM	Grand Rapids	Fri	2/3/23	7:00 PM	Grand Rapids
Sun	10/30/22	5:00 PM	Grand Rapids	Sat	2/4/23	7:00 PM	Grand Rapids
Fri	11/4/22	7:00 PM	@ Manitoba	Fri	2/10/23	7:05 PM	@ Colorado
Sun	11/6/22	2:00 PM	@ Manitoba	Sat	2/11/23	7:05 PM	@ Colorado
Tue	11/8/22	7:05 PM	@ Colorado	Fri	2/17/23	7:00 PM	@ Rockford
Wed	11/9/22	7:05 PM	@ Colorado	Sat	2/18/23	6:00 PM	@ Milwaukee
Sat	11/12/22	7:00 PM	Rockford	Sun	2/19/23	3:00 PM	@ Milwaukee
Sun	11/13/22	5:00 PM	Rockford	Wed	2/22/23	7:00 PM	@ Rockford
Fri	11/18/22	7:00 PM	Manitoba	Fri	2/24/23	7:00 PM	Bakersfield
Sat	11/19/22	7:00 PM	Manitoba	Sat	2/25/23	7:00 PM	Bakersfield
Wed	11/23/22	7:00 PM	@ Rockford	Fri	3/3/23	7:00 PM	Milwaukee
Fri	11/25/22	7:00 PM	@ Chicago	Sat	3/4/23	7:00 PM	Milwaukee
Sat	11/26/22	7:00 PM	@ Chicago	Wed	3/8/23	6:30 PM	@ Bakersfield
Tue	11/29/22	7:00 PM	@ Milwaukee	Sat	3/11/23	6:00 PM	@ Coachella Valley
Fri	12/2/22	7:00 PM	@ Grand Rapids	Sun	3/12/23	3:00 PM	@ Coachella Valley
Sat	12/3/22	7:00 PM	@ Grand Rapids	Wed	3/15/23	6:30 PM	@ Bakersfield
Fri	12/9/22	7:00 PM	Chicago	Fri	3/17/23	7:00 PM	@ San Jose
Sat	12/10/22	7:00 PM	Chicago	Sat	3/18/23	6:00 PM	@ San Jose
Thu	12/15/22	11:00 AM	@ Chicago	Tue	3/21/23	7:00 PM	Coachella Valley
Fri	12/16/22	7:00 PM	@ Iowa	Wed	3/22/23	7:00 PM	Coachella Valley
Sat	12/17/22	6:00 PM	@ Iowa	Sat	3/25/23	7:00 PM	Chicago
Tue	12/20/22	7:00 PM	Rockford	Sun	3/26/23	5:00 PM	Chicago
Wed	12/21/22	7:00 PM	Rockford	Fri	3/31/23	7:00 PM	San Jose
Fri	12/30/22	7:00 PM	Tucson	Sat	4/1/23	7:00 PM	San Jose
Sat	12/31/22	7:00 PM	Tucson	Fri	4/7/23	7:00 PM	@ Tucson
Tue	1/3/23	7:00 PM	@ Rockford	Sat	4/8/23	7:00 PM	@ Tucson
Fri	1/6/23	7:00 PM	@ Grand Rapids	Tue	4/11/23	7:00 PM	Manitoba
Sat	1/7/23	7:00 PM	@ Grand Rapids	Wed	4/12/23	7:00 PM	Manitoba
Sat	1/14/23	7:00 PM	Milwaukee	Sat	4/15/23	7:00 PM	Iowa
Sun	1/15/23	5:00 PM	Milwaukee	Sun	4/16/23	5:00 PM	Iowa



DID YOU KNOW?

Josh Melnick scored the fastest goal to start a game (and period) in franchise history when he scored eight seconds into the Stars' contest on March 2, 2022, at Chicago.



**ALL-TIME REGULAR SEASON TEAM RECORDS**

Division championships (regular season).....	2.....	2012-13, 2013-14
Overall regular season championships.....	1.....	2013-14
Highest points percentage in one season.....	.697.....	2013-14 (48-18-3-7)
Lowest points percentage in one season.....	.441.....	2011-12 (31-40-3-2)
Most wins in one season.....	48.....	2013-14
Most losses in one season (L+OTL).....	43.....	2011-12
Most shootout losses in one season.....	7.....	2013-14
Most goals per game scored in one season.....	3.64.....	2015-16
Fewest goals per game scored in one season.....	2.66.....	2010-11
Most goals per game allowed in one season.....	3.49.....	2016-17
Fewest goals per game allowed in one season.....	2.48.....	2009-10
Most penalty minutes in one season.....	1,113.....	2009-10
Longest winning streak overall.....	11 games.....	3/15/14-4/12/14
Longest winning streak at home.....	12 games.....	11/23/13-1/24/14
Longest winning streak away.....	6 games.....	3/4/14-4/12/14 3/24/15-end of season
Longest points streak overall.....	13 games.....	3/15/14-4/16/14 (12-0-0-1)
Longest points streak at home.....	13 games.....	11/22/13-1/24/14 (12-0-0-1)
Longest points streak away.....	11 games.....	2/25/14-end of season (8-0-0-3)
Longest losing streak (L+OTL) overall.....	10 games.....	10/26/19-11/22/19
Longest losing streak (L+OTL) at home.....	6 games.....	3/10/12-3/29/12
Longest losing streak (L+OTL) away.....	8 games.....	1/27/12-3/2/12 12/18/18-1/23/19 10/26/19-11/22/19
Longest winless streak overall.....	12 games.....	10/23/19-11/22/19 (0-11-0-1)
Longest winless streak at home.....	6 games.....	3/10/12-3/29/12 (0-6-0-0)
Longest winless streak away.....	10 games.....	10/23/19-11/22/19 (0-9-0-1)

**ALL-TIME REGULAR SEASON INDIVIDUAL PLAYER RECORDS**

**PLAYERS**

Most points in one season.....	88.....	Travis Morin, 2013-14
Most goals in one season.....	37.....	Matt Fraser, 2011-12
Most assists in one season.....	56.....	Travis Morin, 2013-14
Most penalty minutes in one season.....	155.....	Luke Gazdic, 2009-10
Most power-play goals in one season.....	17.....	Matt Fraser, 2012-13
Most shorthanded goals in one season.....	5.....	Josh Melnick, 2021-22
Most game-winning goals in one season.....	7.....	Greg Rallo, 2010-11
Most points in one game.....	5.....	Colton Sceviour, 10/20/13 vs. ABB (3-2) Travis Morin, 1/17/14 at CLT (1-4) Brett Ritchie, 4/4/14 vs. LE (4-1) Curtis McKenzie, 11/8/17 at SD (3-2) Erik Condra, 12/2/18 at CHI (2-3)
Most goals in one game.....	4.....	Brett Ritchie, 4/4/14 vs. LE
Most assists in one game.....	4.....	Philip Larsen, 10/22/11 vs. PEO Matt Fraser, 1/20/12 vs. PEO Cameron Gaunce, 4/14/13 at SA Travis Morin, 1/17/14 at CLT Curtis McKenzie, 1/17/14 at CLT Justin Dowling, 3/29/16 vs. BAK Travis Morin, 11/8/17 at SD

**GOALTENDERS**


Most appearances in one season.....	55.....	Richard Bachman, 2010-11
Most minutes played in one season.....	3,191.....	Richard Bachman, 2010-11
Most wins in one season.....	28.....	Richard Bachman, 2010-11
Most losses in one season.....	19.....	Richard Bachman, 2010-11 Tyler Beskorowany, 2011-12
Most OT/shootout losses in one season.....	10.....	Landon Bow, 2017-18
Most shutouts in one season.....	6.....	Richard Bachman, 2010-11
Lowest GAA in one season (min. 25 gms.).....	2.20.....	Richard Bachman, 2010-11
Highest save percentage in one season (min. 25 gms.).....	.927.....	Richard Bachman, 2010-11

**ALL-TIME REGULAR SEASON POINTS LEADERS**

Name	GP	G	A	PTS	Seasons
1 Travis Morin	686	175	385	560	2009-19
2 Justin Dowling	408	97	201	298	2012-20
3 Curtis McKenzie	295	103	137	240	12-16, 17-18, 21-22
Colton Sceviour	348	99	141	240	2009-14
5 Greg Rallo	305	99	103	202	09-11, 14-16, 17-18
6 Maxime Fortunus	402	44	123	167	2009-15
7 Brendan Ranford	250	55	105	160	2013-17
8 Francis Wathier	328	65	81	146	2009-14
9 Joel L'Esperance	183	80	56	136	17-20, 21-22
10 Matej Stransky	285	66	62	128	2013-17

**ALL-TIME REGULAR SEASON GOALTENDING LEADERS (WINS)**

Name	GP	W	L	OT/SOL	GAA	SV%	SO	Seasons
1 Landon Bow	140	64	49	18	3.00	.897	3	2016-21
2 Jack Campbell	122	56	53	6	2.79	.908	9	2011-16
3 Christopher Nilstorp	84	46	25	7	2.42	.914	7	2012-14
4 Richard Bachman	84	44	30	6	2.37	.920	9	2009-13
5 Maxime Lagace	69	30	22	6	3.19	.903	2	2015-17



**Fredrik Karlstrom**

After spending most of his first pro season in North America with Texas, Fredrik Karlstrom earned a late-season call-up to the Dallas Stars and recorded an assist in his NHL debut. The Swedish winger finished the season strong, scoring 10 of his 16 goals for Texas from February to April.

**HISTORY OF TEAM CAPTAINS**

2009-10	Landon Wilson
2010-12	Brad Lukowich
2012-15	Maxime Fortunus
2015-17	Travis Morin
2017-18	Curtis McKenzie
2018-19	Justin Dowling
2019-20	Dillon Heatherington
2020-21	Cole Schneider
2021-22	Curtis McKenzie

**RETIRED NUMBERS**

#23	Travis Morin
-----	--------------



**PLAYOFF FACTS**

Number participated in: .....	8
Number of individual series won: .....	11
Number of individual series lost: .....	7
Total number of playoff games played: .....	91
Games won: .....	50
Games lost: .....	41
Number of overtime games: .....	30
Overtime games won: .....	20
Overtime games lost: .....	10
Number of games opponents shut out: .....	4
Number of games shut out by opponents: .....	6
Calder Cup Championships: .....	1 (2014)
Losing Finalist: .....	2 (2010, 2018)

**ALL-TIME PLAYOFF POINTS LEADERS**

	Player	GP	G	A	PTS	Seasons
1	Travis Morin	87	23	41	64	2009-18
2	Justin Dowling	52	11	27	38	2012-18
	Curtis McKenzie	54	16	22	38	12-18, 21-22
4	Jamie Benn	24	14	12	26	2009-10
5	Mike Hedden	30	10	13	23	2012-14
6	Brendan Ranford	28	9	12	21	2013-16
7	Perttu Lindgren	24	7	10	17	2009-10
8	Andrew Hutchinson	21	5	11	16	2009-10
	Aaron Gagnon	30	10	6	16	2009-11
10	Brian Flynn	22	6	9	15	2017-18
	Maxime Fortunus	63	2	13	15	2009-15

**ALL-TIME PLAYOFF RESULTS**

Year	Round	Opponent	Result	GF	GA
2022	FR	Rockford	L, 0-2	1	3
2019	DNQ				
2018	F	Toronto	L, 3-4	19	25
	CF	Rockford	W, 4-2	18	16
	DF	Tucson	W, 4-1	15	9
	DSF	Ontario	W, 3-1	11	12
2017	DNQ				
2016	DSF	San Diego	L, 1-3	9	16
2015	CQF	Rockford	L, 0-3	5	11
2014	F	St. John's	W, 4-1	17	12
	CF	Toronto	W, 4-3	20	20
	CSF	Grand Rapids	W, 4-2	23	13
	CQF	Oklahoma City	W, 3-0	10	6
2013	CSF	Oklahoma City	L, 1-4	7	19
	CQF	Milwaukee	W, 3-1	7	5
2012	DNQ				
2011	DSF	Milwaukee	L, 2-4	13	16
2010	F	Hershey	L, 2-4	12	20
	CF	Hamilton	W, 4-3	17	18
	DF	Chicago	W, 4-3	24	24
	DSF	Rockford	W, 4-0	15	5

**ALL-TIME PLAYOFF INDIVIDUAL PLAYER RECORDS**

**PLAYERS**

Most points in one playoff .....	26	Jamie Benn, 2010
Most points in one playoff game .....	5	Jamie Benn, 5/7/10 vs. CHI (3-2)
Most goals in one playoff .....	14	Jamie Benn, 2010
Most goals in one playoff game .....	3	Jamie Benn, 5/7/10 vs. CHI
Most assists in one playoff .....	13	Travis Morin, 2014
		Justin Dowling, 2018
Most assists in one playoff game .....	3	Andrew Hutchinson, 5/19/10 vs. HAM
		Mike Hedden, 5/26/14 vs. TOR
		Dustin Jeffrey, 6/8/14 vs. STJ
		Brendan Ranford, 6/16/14 at STJ
		Cameron Gaunce, 6/17/14 at STJ
		Jason Dickinson, 5/22/18 at RFD
Most playoff games played, all-time .....	87	Travis Morin

**GOALTENDERS**

Most playoff appearances all-time .....	28	Cristopher Nilstorp
Most wins in one playoff .....	14	Mike McKenna, 2018
Most losses in one playoff .....	8	Mike McKenna, 2018
Most shutouts in one playoff .....	2	Mike McKenna, 2018
Lowest GAA in one playoff (min. 5 gms.) .....	2.17	Cristopher Nilstorp, 2014
Highest save percentage in one playoff (min. 5 gms.) .....	.927	Mike McKenna, 2018



**Matt Murray**

Rookie goaltender Matt Murray begins his first full season with Texas after joining the team out of UMass-Amherst late in 2021-22. He went 5-1-0 with a 1.68 goals-against average and .947 save percentage in six appearances for the Stars, earning the AHL's Player of the Week honors for the week ending April 23.



**H-E-B Center at Cedar Park**

Ground broke on H-E-B Center at Cedar Park in June 2008 and the building opened for operation in September 2009. The Texas Stars are the arena's permanent tenant, and a retail site of 17 acres for mixed-use development is adjacent to the building. H-E-B Center also serves as the premier events center in the greater Austin area, hosting concerts, family shows, rodeos and more.



# EASTERN CONFERENCE, NORTH DIVISION – 18TH SEASON

www.marlies.ca  /torontomarlies  @torontomarlies  torontomarlies



# TORONTO MARLIES



**Laurence Gilman**  
Governor/Senior Vice President



**Ryan Hardy**  
Asst. GM, Minor League Operations,  
Toronto Maple Leafs



**Greg Moore**  
Head Coach



**Toronto Maple Leafs**  
NHL Affiliate

## PERSONNEL

Senior Vice President and Governor.....Laurence Gilman  
 Maple Leafs Assistant General Manager,  
 Minor League Operations..... Ryan Hardy  
 Assistant General Manager and Alternate Governor .....Mike Dixon  
 Head Coach ..... Greg Moore  
 Assistant Coach..... A.J. MacLean  
 Assistant Coach..... John Snowden  
 Goaltending Coach..... Hannu Toivonen  
 Video Coach .....Troy Paquette  
 Director, High Performance ..... Richard Rotenberg  
 Head Athletic Therapist..... Jordan Aube  
 Assistant Athletic Therapist.....Karyn Fanstone  
 Head Equipment Manager.....Wil Burns  
 Assistant Equipment Manager.....Steph Klein  
 Strength and Conditioning Coach .....Alan Selby  
 Assistant Strength and Conditioning Coach ..... Malik Carby-Corbett  
 Team Broadcaster ..... Todd Crocker  
 Coordinator, Media Relations ..... Kate Bascom  
 Coordinator, Social..... Rachel Halliwell  
 Specialist, Game Presentation .....Vanessa Cecconi  
 Director, Business Operations ..... Marc Lira  
 Account Manager, Service ..... Wayne Young

Director, Building Operations .....Bryan Leslie  
 Director, Engineering and Ice Operations..... Kyle Lamkey  
 Assistant Manager, Building Operations.....Shawn Noble  
 Director, Food & Beverage.....Ian Malcolm  
 Senior Manager, Food & Beverage..... Dustin Smith  
 Chef de Cuisine, Food & Beverage .....Joe Drebit  
 Assistant Manager, Live Events ..... Brett Asanin

## TEAM INFORMATION

Club Colors ..... Dark Blue, Light Blue and White  
 Home Arena ..... Coca-Cola Coliseum  
 Seating Capacity ..... 7,851  
 Attendance Records..... Game: 18,800 vs. Hamilton, 12/26/12 (SBA)  
 8,818 vs. Texas, 6/14/18 (playoffs)  
 8,120 vs. Hamilton, 2/24/08 (reg. season)  
 Season: 253,868 – 2012-13  
 Average: 6,681 – 2012-13  
 Press Box Location..... Back of Section 102  
 Time Zone..... Eastern

**Toronto Marlies**  
 45 Manitoba Drive  
 Toronto, ON M6K 3C3  
 Phone: (416) 263-3900

## MEDIA DIRECTORY

### NEWSPAPER/WEB/WIRE

Globe and Mail • Phone (416) 585-5333 • Contact: Jamie Ross • www.globeandmail.com • @Globe\_Sports  
 Toronto Star • Phone (416) 869-4361 • Contact: Dave Washburn • www.thestar.com • @starsports  
 Toronto Sun • Phone (416) 947-2266, 947-2023 • Contact: Bill Pierce • www.torontosun.com • @TOSunSports  
 The Athletic • www.theathletic.com/toronto • @TheAthleticNHL  
 Canadian Press • Phone (416) 507-2154 • Contact: Mike Koreen • www.thecanadianpress.com • @CdnPress

### TELEVISION

Sportsnet • Phone (416) 764-6000 • @Sportsnet  
 TSN • Phone (416) 332-5000, 332-7240 • @TSN  
 City News • Phone (416) 599-2489 • @CityTV  
 CTV Toronto • Phone (416) 384-7130 • @CTVToronto  
 CBC • Phone (416) 205-6304 • @CBCToronto

### RADIO

Sportsnet 590 The Fan • Phone (416) 935-0590 • @FAN590  
 TSN 1050 Radio • Phone (416) 384-5000 • @TSNRadio1050



**SEASON RESULTS**

Season	Aff	Head Coach	GP	W	L	T	OTL	SOL	PTS	PCT	GF	GA	Finish	Playoff Result (W-L Record)
2005-06	TOR	Paul Maurice	80	41	29	--	6	4	92	.575	270	263	4th, North	Lost Division Semifinals (1-4)
2006-07	TOR	Greg Gilbert	80	34	39	--	2	5	75	.469	220	270	6th, North	Did not qualify
2007-08	TOR	Greg Gilbert	80	50	21	--	3	6	109	.681	246	203	1st, North	Lost Conference Finals (9-10)
2008-09	TOR	Greg Gilbert	80	39	29	--	5	7	90	.563	240	229	4th, North	Lost Division Semifinals (2-4)
2009-10	TOR	Dallas Eakins	80	33	35	--	6	6	78	.488	193	261	5th, North	Did not qualify
2010-11	TOR	Dallas Eakins	80	37	32	--	1	10	85	.531	228	219	5th, North	Did not qualify
2011-12	TOR	Dallas Eakins	76	44	24	--	5	3	96	.632	217	175	1st, North (2)	Lost Calder Cup Finals (11-6)
2012-13	TOR	Dallas Eakins	76	43	23	--	3	7	96	.632	237	199	1st, North (2)	Lost Conference Semifinals (5-4)
2013-14	TOR	Steve Spott	76	45	25	--	2	4	96	.632	223	202	1st, North (3)	Lost Conference Finals (10-4)
2014-15	TOR	Gord Dineen	76	40	27	--	9	0	89	.586	207	203	2nd, North (7)	Lost Conference Quarterfinals (2-3)
2015-16	TOR	Sheldon Keefe	76	54	16	--	5	1	114	.750	294	191	1st, North	Lost Conference Finals (8-7)
2016-17	TOR	Sheldon Keefe	76	42	29	--	4	1	89	.586	245	207	2nd, North	Lost Division Finals (6-5)
2017-18	TOR	Sheldon Keefe	76	54	18	--	2	2	112	.737	254	170	1st, North	Won Calder Cup (15-5)
2018-19	TOR	Sheldon Keefe	76	39	24	--	9	4	91	.599	248	243	3rd, North	Lost Conference Finals (9-4)
2019-20	TOR	Sheldon Keefe, A.J. MacLean/Rob Davison, Greg Moore	61	29	27	--	3	2	63	.516	206	212	7th, North	Playoffs not held
2020-21	TOR	Greg Moore	35	16	17	--	0	2	34	.486	111	119	4th, Canadian	Playoffs not held
2021-22	TOR	Greg Moore	72	37	30	--	4	1	79	.549	243	244	6th, North	Did not qualify
<b>TOTALS</b>			1,256	677	445	--	69	65	1,488	.592	3,882	3,610		

NOTE: 2019-20 – Keefe (10-2-2-1), MacLean/Davison (7-5-0-0), Moore (12-20-1-1).

**IN THE SYSTEM**

- Mikhail Abramov (F), 6-0, 185 lbs., shoots left. Born 3/26/01, Moscow, Russia  
Last year's team: Toronto (AHL) 66gp, 7+21=28pts.
- Curtis Douglas (F), 6-8, 249 lbs., shoots left. Born 3/6/00, Oakville, Ont.  
Last year's team: Toronto (AHL) 67gp, 13+21=34pts.
- Pontus Holmberg (F), 5-11, 179 lbs., shoots left. Born 3/9/99, Vasteras, Sweden  
Last year's teams: Vaxjo Lakers HC (Swe.) 46gp, 11+30=41pts... Toronto (AHL) 6gp, 2+2=4pts.
- Bobby McMann (F), 6-1, 203 lbs., shoots left. Born 6/15/96, Wainwright, Alta.  
Last year's teams: Toronto (AHL) 61gp, 24+11=35pts... Newfoundland (ECHL) 4gp, 2+2=4pts.
- Alex Steeves (F), 5-11, 185 lbs., shoots left. Born 12/10/99, Bedford, N.H.  
Last year's teams: Toronto (AHL) 58gp, 23+23=46pts... Toronto (NHL) 3gp, 0+1=1pt.



**Alex Steeves**

Alex Steeves recorded 46 points (23 goals, 23 assists) in 58 games for the Marlies last season, and tied the franchise record for most power-play goals (8) by a rookie. Steeves also appeared in three games with the Maple Leafs, making his NHL debut on Dec. 7, 2021, against Columbus and picking up an assist for his first NHL point on Dec. 11 against Chicago.

**2022-23 SCHEDULE (ALL TIMES LOCAL)**

Day	Date	Time	Opponent	Day	Date	Time	Opponent
Fri	10/14/22	7:05 PM	@ Rochester	Wed	1/18/23	7:05 PM	@ Belleville
Sat	10/15/22	4:00 PM	Rochester	Fri	1/20/23	7:05 PM	@ Belleville
Sun	10/22/22	4:00 PM	Grand Rapids	Sat	1/21/23	3:00 PM	@ Laval
Sat	10/23/22	4:00 PM	Grand Rapids	Sun	1/24/23	7:00 PM	@ Abbotsford
Wed	10/26/22	7:00 PM	Syracuse	Wed	1/25/23	7:00 PM	@ Abbotsford
Fri	10/28/22	7:00 PM	@ Syracuse	Fri	1/27/23	7:00 PM	@ Manitoba
Sat	10/29/22	7:00 PM	@ Utica	Sun	1/29/23	2:00 PM	@ Manitoba
Wed	11/2/22	7:00 PM	@ Laval	Fri	2/3/23	7:00 PM	Laval
Fri	11/4/22	7:00 PM	@ Laval	Sat	2/4/23	4:00 PM	Laval
Sat	11/5/22	7:05 PM	@ Belleville	Fri	2/10/23	7:00 PM	@ Charlotte
Fri	11/11/22	7:00 PM	@ Grand Rapids	Sat	2/11/23	6:00 PM	@ Charlotte
Sat	11/12/22	7:00 PM	@ Grand Rapids	Wed	2/15/23	11:00 AM	Utica
Fri	11/18/22	7:05 PM	@ Belleville	Fri	2/17/23	7:05 PM	@ Rochester
Sat	11/19/22	1:30 PM	Abbotsford (SBA)	Sat	2/18/23	4:00 PM	Rochester
Sun	11/20/22	4:00 PM	Abbotsford	Mon	2/20/23	3:00 PM	Utica (SBA)
Wed	11/23/22	7:00 PM	@ Syracuse	Sat	2/25/23	4:00 PM	Laval
Fri	11/25/22	7:00 PM	@ Cleveland	Sun	2/26/23	4:00 PM	Syracuse
Sat	11/26/22	4:00 PM	Cleveland	Wed	3/1/23	11:00 AM	Rockford
Fri	12/2/22	7:00 PM	@ Utica	Fri	3/3/23	7:00 PM	@ Hershey
Sat	12/3/22	4:00 PM	Syracuse	Sat	3/4/23	7:05 PM	@ Lehigh Valley
Sun	12/4/22	4:00 PM	Belleville	Wed	3/8/23	7:05 PM	@ W-B/Scranton
Wed	12/7/22	7:00 PM	Belleville	Sat	3/11/23	5:00 PM	Hartford
Fri	12/9/22	7:00 PM	@ Syracuse	Sun	3/12/23	3:05 PM	@ Rochester
Sat	12/10/22	4:00 PM	Rochester	Fri	3/17/23	1:30 PM	Charlotte (SBA)
Fri	12/16/22	7:00 PM	@ Rockford	Sat	3/18/23	4:00 PM	Charlotte
Sat	12/17/22	6:00 PM	@ Milwaukee	Wed	3/22/23	7:00 PM	Milwaukee
Tue	12/20/22	7:00 PM	W-B/Scranton	Fri	3/24/23	7:00 PM	@ Cleveland
Mon	12/26/22	3:00 PM	Belleville (SBA)	Sat	3/25/23	4:00 PM	Cleveland
Wed	12/28/22	7:05 PM	@ Belleville	Wed	3/29/23	11:00 AM	Hershey
Sat	12/31/22	4:00 PM	Rochester	Sat	4/1/23	7:05 PM	@ Belleville
Tue	1/3/23	7:00 PM	Utica	Sun	4/2/23	4:00 PM	Belleville
Sat	1/7/23	4:00 PM	Lehigh Valley	Wed	4/5/23	7:00 PM	@ Hartford
Sun	1/8/23	4:00 PM	Laval	Fri	4/7/23	7:00 PM	@ Utica
Wed	1/11/23	7:00 PM	Manitoba	Wed	4/12/23	7:00 PM	@ Laval
Fri	1/13/23	7:00 PM	Manitoba	Sat	4/15/23	4:00 PM	Belleville
Sat	1/14/23	6:05 PM	@ Rochester	Sun	4/16/23	4:00 PM	Belleville

(SBA) at Scotiabank Arena



**Coca-Cola Coliseum**

Located on the grounds of Exhibition Place and 10 minutes west of downtown Toronto, Coca-Cola Coliseum was constructed in 1921 for the exhibition of agricultural products and livestock. In 2003, a \$38-million renovation was completed creating a state-of-the-art entertainment facility within a beautiful and historic Toronto edifice. Coca-Cola Coliseum is the oldest active professional hockey arena in North America.



**ALL-TIME REGULAR SEASON TEAM RECORDS**

Division championships (regular season).....6 .....	2007-08, 2011-12, 2012-13, 2013-14, 2015-16, 2017-18
Overall regular season championships.....2.....	2015-16, 2017-18
Highest points percentage in one season......750 .....	2015-16 (54-16-5-1)
Lowest points percentage in one season......469 .....	2006-07 (34-39-2-5)
Most wins in one season .....	54 .....2015-16, 2017-18
Most losses in one season (L+OTL)......41.....	2006-07, 2009-10
Most shootout losses in one season .....	10 .....2010-11
Most goals per game scored in one season......3.87 .....	2015-16
Fewest goals per game scored in one season......2.41.....	2009-10
Most goals per game allowed in one season .....	3.48 .....2019-20
Fewest goals per game allowed in one season......2.24 .....	2017-18
Most penalty minutes in one season .....	1,749.....2005-06
Longest winning streak overall .....	8 games .....12/31/17-1/20/18
Longest winning streak at home......9 games .....	10/5/19-11/24/19
Longest winning streak away......9 games .....	11/14/15-12/19/15
Longest points streak overall .....	16 games ...12/31/17-2/11/18 (15-0-0-1)
Longest points streak at home .....	10 games ...12/31/15-2/24/16 (9-0-1-0) 2/5/17-3/4/17 (8-0-2-0)
Longest points streak away......15 games ...	10/25/15-12/19/15 (14-0-1-0)
Longest losing streak (L+OTL) overall .....	9 games .....11/8/14-11/30/14
Longest losing streak (L+OTL) at home......7 games .....	12/6/06-1/25/07
Longest losing streak (L+OTL) away......10 games ...	12/20/09-1/17/10
Longest winless streak overall .....	9 games .....11/8/14-11/30/14 (0-7-2-0)
Longest winless streak at home .....	9 games .....12/2/06-1/25/07 (0-8-0-1)
Longest winless streak away......10 games ...	12/20/09-1/17/10 (0-8-2-0)

**ALL-TIME REGULAR SEASON INDIVIDUAL PLAYER RECORDS**

**PLAYERS**

Most points in one season .....	79 .....	Tim Stapleton, 2008-09 Jeremy Bracco, 2018-19
Most goals in one season .....	36.....	John Pohl, 2005-06
Most assists in one season .....	57.....	Jeremy Bracco, 2018-19
Most penalty minutes in one season .....	216 .....	Andre Deveaux, 2009-10
Most power-play goals in one season......19 .....	Jeremy Williams, 2008-09	
Most shorthanded goals in one season......5 .....	Alex Foster, 2007-08 Joey Anderson, 2021-22	
Most game-winning goals in one season ..8.....	Ben Smith, 2017-18 Chris Mueller, 2018-19	
Most points in one game .....	6 .....	Jiri Tlustý, 3/4/09 vs. PRO (2-4)
Most goals in one game .....	5 .....	Jiri Tlustý, 2/18/09 vs. SYR
Most assists in one game .....	4 .....	several times; last: Joseph Duszak, 2/15/20 vs. BEL

**GOALTENDERS**

Most appearances in one season .....	53 .....	Justin Pogge, 2008-09
Most minutes played in one season .....	3,155.....	Justin Pogge, 2008-09
Most wins in one season .....	31 .....	Garret Sparks, 2017-18
Most losses in one season .....	25 .....	Justin Pogge, 2006-07
Most OT/shootout losses in one season .....	5.....	Justin Pogge, 2008-09 Ben Scrivens, 2010-11 Antoine Bibeau, 2016-17 Kasimir Kaskisuo, 2018-19
Most shutouts in one season .....	6.....	Garret Sparks, 2017-18
Lowest GAA in one season (min. 25 gms.)......1.79 .....	Garret Sparks, 2017-18	
Highest save percentage in one season (min. 25 gms.)......936.....	Garret Sparks, 2017-18	

**ALL-TIME REGULAR SEASON POINTS LEADERS**

Name	GP	G	A	PTS	Seasons
1 Kris Newbury	198	56	112	168	2005-09
2 Ryan Hamilton	258	94	72	166	2008-13
3 T.J. Brennan	164	53	103	156	2013-16
Mike Zigomanis	204	40	116	156	2009-13
5 Alex Foster	312	58	92	150	2006-11
6 Jeremy Bracco	169	32	113	145	2017-20
7 Jeremy Williams	173	74	70	144	2005-09
Bates Battaglia	194	49	95	144	05-06, 07-09
9 Greg Scott	270	54	84	138	2009-13
10 Colin Murphy	194	47	81	128	2005-08

**ALL-TIME REGULAR SEASON GOALTENDING LEADERS (WINS)**

Name	GP	W	L	OT/SOL	GAA	SV%	SO	Seasons
1 Garret Sparks	121	80	28	7	2.12	.927	15	2012-18
2 Justin Pogge	142	71	56	11	2.70	.899	7	2006-09
3 Antoine Bibeau	104	56	33	11	2.79	.906	10	2014-17
4 Ben Scrivens	94	49	34	7	2.15	.917	8	2010-13
5 Drew MacIntyre	69	42	20	6	2.30	.920	1	2012-14



**Semyon Der-Arguchintsev**

Semyon Der-Arguchintsev skated in 51 games in his first full season with the Marlies in 2021-22, collecting 13 goals (including four on the power play) and 19 assists. The Moscow native was a third-round pick by the Maple Leafs in the 2018 NHL Draft.

**HISTORY OF TEAM CAPTAINS**

2005-07	Marc Moro
2007-10	Ben Ondrus
2010-11	Alex Foster
2011-13	Ryan Hamilton
2013-14	Trevor Smith
2014-15	Troy Bodie
2015-17	Andrew Campbell
2017-18	Ben Smith
2018-20	none
2020-22	Rich Clune



**PLAYOFF FACTS**

Number participated in:	11
Number of individual series won:	17
Number of individual series lost:	10
Total number of playoff games played:	134
Games won:	78
Games lost:	56
Number of overtime games:	20
Overtime games won:	13
Overtime games lost:	7
Number of games opponents shut out:	11
Number of games shut out by opponents:	5
Calder Cup Championships:	1 (2018)
Losing Finalist:	1 (2012)

**ALL-TIME PLAYOFF POINTS LEADERS**

	Player	GP	G	A	PTS	Seasons
1	Jerry D'Amigo	40	15	21	36	2011-14
2	Andreas Johnsson	29	16	14	30	2015-18
	T.J. Brennan	34	14	16	30	2013-16
4	Trevor Moore	41	13	16	29	2016-19
5	Josh Leivo	35	8	19	27	2012-16
6	Chris Mueller	33	9	17	26	2017-19
7	Ben Smith	35	9	16	25	15-16, 17-18
8	Dmytro Timashov	39	10	12	22	2016-19
9	Matt Frattin	19	13	6	19	11-12, 14-16
10	Connor Carrick	15	7	11	18	2015-16
	Carl Grundstrom	26	11	7	18	2016-18



**Joseph Woll**

Joseph Woll won his first NHL start on Nov. 13, 2021, against the Buffalo Sabres and finished his third season with the Marlies with career bests in GAA and save percentage. Woll was drafted in the third round by the Maple Leafs in 2016.

**ALL-TIME PLAYOFF INDIVIDUAL PLAYER RECORDS**

**PLAYERS**

Most points in one playoff	24	Andreas Johnsson, 2018
Most points in one playoff game	5	Connor Carrick, 4/28/16 vs. BRI (3-2)
Most goals in one playoff	10	Matt Frattin, 2012
		Andreas Johnsson, 2018
Most goals in one playoff game	4	Greg Scott, 4/27/13 vs. ROC
Most assists in one playoff	14	Andreas Johnsson, 2018
Most assists in one playoff game	4	Jay Harrison, 5/7/08 at SYR
		T.J. Brennan, 5/27/16 vs. HER
		Jeremy Bracco, 5/1/19 vs. CLE
Most playoff games played, all-time	46	Justin Holl

**GOALTENDERS**

Most playoff appearances all-time	27	Garret Sparks
Most wins in one playoff	14	Garret Sparks, 2018
Most losses in one playoff	9	Scott Clemmensen, 2008
Most shutouts in one playoff	3	Ben Scrivens, 2012
Lowest GAA in one playoff (min. 5 gms.)	1.92	Ben Scrivens, 2012
Highest save percentage in one playoff (min. 5 gms.)	.941	Drew MacIntyre, 2014

**ALL-TIME PLAYOFF RESULTS**

Year	Round	Opponent	Result	GF	GA
2022	DNQ				
2019	CF	Charlotte	L, 2-4	14	22
	DF	Cleveland	W, 4-0	17	7
	DSF	Rochester	W, 3-0	10	4
2018	F	Texas	W, 4-3	25	19
	CF	Lehigh Valley	W, 4-0	15	6
	DF	Syracuse	W, 4-0	17	7
	DSF	Utica	W, 3-2	16	14
2017	DF	Syracuse	L, 3-4	20	28
	DSF	Albany	W, 3-1	11	8
2016	CF	Hershey	L, 1-4	12	17
	DF	Albany	W, 4-3	25	18
	DSF	Bridgeport	W, 3-0	13	5
2015	CQF	Grand Rapids	L, 2-3	19	19
2014	CF	Texas	L, 3-4	20	20
	CSF	Chicago	W, 4-0	17	7
	CQF	Milwaukee	W, 3-0	13	4
2013	CSF	Grand Rapids	L, 2-4	16	23
	CQF	Rochester	W, 3-0	11	5
2012	F	Norfolk	L, 0-4	4	14
	CF	Oklahoma City	W, 4-1	17	9
	CSF	Abbotsford	W, 4-1	16	8
	CQF	Rochester	W, 3-0	11	6
2011	DNQ				
2010	DNQ				
2009	DSF	Manitoba	L, 2-4	12	21
2008	CF	Chicago	L, 1-4	10	18
	DF	Syracuse	W, 4-3	24	22
	DSF	San Antonio	W, 4-3	16	19
2007	DNQ				
2006	DSF	Grand Rapids	L, 1-4	15	18

**DID YOU KNOW?**

**Bobby McMann** set a Marlies franchise record for most goals by a rookie in a single season, scoring 24 times in 2021-22.





# TUCSON ROADRUNNERS



**Bob Hoffman**  
President



**John Ferguson**  
General Manager



**Steve Potvin**  
Head Coach



**Arizona Coyotes**  
NHL Affiliate

**PERSONNEL**

President.....Bob Hoffman  
 General Manger.....John Ferguson  
 Head Coach ..... Steve Potvin  
 Assistant Coach ..... John Slaney  
 Assistant Coach .....Zack Stortini  
 Director of Hockey Operations & Video.....Jake Wagman  
 Equipment Manager..... Eric Bechtol  
 Assistant Equipment Manager.....Matt Schwegmann  
 Head Athletic Trainer..... Jordan Ellis  
 Strength and Conditioning Coach ..... Parker Poore  
 Director, Communications & Broadcasting ..... Adrian Denny  
 Director, Ticket Sales & Service.....Julie Sipe  
 Director, Ticket Administration .....Tyler Kern  
 Manager, Production and Creative Content ..... Chris Williams  
 Coordinator, Ticket Service .....Kristin Brand  
 Coordinator, Mascot/Community Relations..... Caleb Dehning  
 Senior Account Executive .....Nick Fuentes  
 Ticket Sales Account Executive ..... Azaph Crespo  
 Ticket Sales Representative.....Zach Eidenschink  
 Ticket Sales Representative..... Tanner Radnothy  
 Staff Accountant .....Josh Skill

**TEAM INFORMATION**

Club Colors ..... Brick Red, Desert Sand, Copper, Black, White  
 Home Arena ..... Tucson Arena  
 Seating Capacity ..... 6,521  
 Attendance Records ..... Game: 6,521 – several times; last:  
 4/13/19 vs. San Diego  
 Season: 145,996 – 2018-19  
 Average: 4,294 – 2018-19  
 Press Box Location .....Sections 222-223  
 Flagship Radio Station .....FOX Sports Radio Tucson - 1450 AM  
 Time Zone .....Mountain Standard (EST -2; EDT -3)

**Tucson Roadrunners**  
 300 West Paseo Redondo  
 Tucson, AZ 85701  
 Phone: (866) 774-6253

**MEDIA DIRECTORY**

**NEWSPAPER/WEB/WIRE**

Arizona Daily Star • Phone (520) 573-4343 • Contact: Ryan Finley (@ryan\_finley) • www.tucson.com • @TucsonStar

**TELEVISION**

KVOA 4 (NBC) • Phone (520) 792-2270 • Contact: Paul Cicla (@PaulCicla), David Kelly (@DavidKellyKVOA) • www.kvoa.com • @KVOA  
 KGUN 9 (ABC) • Phone (520) 722-5486 • Contact: Jason Barr (@JasonBarrTV) • www.kgun9.com • @kgun9  
 Tucson News Now (Fox/CBS) • Phone (520) 744-1313 • Contact: Damien Alameda (@DAlamedaKOLD) • www.tucsonnewsnow.com • @TucsonNewsNow

**RADIO**

iHeartRadio Group (KTZR 1450 AM) • Phone (520) 618-2100





**SEASON RESULTS**

Season	Aff	Head Coach	GP	W	L	T	OTL	SOL	PTS	PCT	GF	GA	Finish	Playoff Result (W-L Record)
2016-17	ARI	Mark Lamb	68	29	31	--	8	0	66	.485	187	237	6th, Pacific	Did not qualify
2017-18	ARI	Mike Van Ryn	68	42	20	--	5	1	90	.662	214	173	1st, Pacific	Lost Division Finals (4-5)
2018-19	ARI	Jay Varady	68	34	26	--	5	3	76	.559	206	202	5th, Pacific	Did not qualify
2019-20	ARI	Jay Varady	58	36	19	--	1	2	75	.647	198	163	1st, Pacific	Playoffs not held
2020-21	ARI	Steve Potvin	36	13	20	--	3	0	29	.403	103	126	7th, Pacific	Lost Play-in Semifinal (0-1)
2021-22	ARI	Jay Varady	68	23	39	--	5	1	52	.382	182	268	8th, Pacific	Did not qualify
<b>TOTALS</b>			<b>366</b>	<b>177</b>	<b>155</b>	<b>--</b>	<b>27</b>	<b>7</b>	<b>388</b>	<b>.530</b>	<b>1,090</b>	<b>1,169</b>		

**IN THE SYSTEM**

- Jan Jenik (F), 6-1, 181 lbs., shoots left. Born 9/15/00, Nymburk, Czech Republic  
Last year's teams: Tucson (AHL) 51gp, 17+30=47pts... Arizona (NHL) 13gp, 2+1=3pts.
- Liam Kirk (F), 6-1, 157 lbs., shoots left. Born 1/3/00, Maltby, England  
Last year's team: Tucson (AHL) 8gp, 2+1=3pts.
- Matias Maccelli (F), 5-11, 176 lbs. shoots left. Born 10/14/00, Turku, Finland  
Last year's teams: Tucson (AHL) 47gp, 14+43=57pts... Arizona (NHL) 23gp, 1+5=6pts.
- Ben McCartney (F), 6-0, 182 lbs., shoots left. Born 7/13/01, Macdonald, Man.  
Last year's teams: Tucson (AHL) 57gp, 18+17=35pts... Arizona (NHL) 2gp, 0+0=0pts.
- Ivan Prosvetov (G), 6-5, 176 lbs., catches left. Born 3/4/99, Moscow, Russia  
Last year's teams: Tucson (AHL) 45gp, 15-22-5, 3.66gaa, .880sv%, 2so...  
Arizona (NHL) 3gp, 0-2-1, 4.22gaa, .875sv%

**2022-23 SCHEDULE (ALL TIMES LOCAL)**

Day	Date	Time	Opponent	Day	Date	Time	Opponent
Fri	10/14/22	7:00 PM	@ Henderson	Wed	1/18/23	7:00 PM	@ Henderson
Sat	10/15/22	3:00 PM	@ Henderson	Fri	1/20/23	7:00 PM	Bakersfield
Sat	10/22/22	7:00 PM	Bakersfield	Sat	1/21/23	7:00 PM	Bakersfield
Sun	10/23/22	4:00 PM	Bakersfield	Tue	1/24/23	6:30 PM	Chicago
Fri	10/28/22	7:00 PM	@ San Jose	Wed	1/25/23	6:30 PM	Chicago
Sat	10/29/22	4:00 PM	@ San Jose	Sat	1/28/23	7:00 PM	Abbotsford
Wed	11/2/22	7:00 PM	@ Calgary	Sun	1/29/23	4:00 PM	Abbotsford
Fri	11/4/22	1:00 PM	@ Calgary	Tue	1/31/23	6:30 PM	@ Bakersfield
Fri	11/11/22	7:00 PM	Coachella Valley	Fri	2/3/23	7:00 PM	@ Ontario
Sat	11/12/22	7:00 PM	Coachella Valley	Sat	2/4/23	6:00 PM	@ Ontario
Tue	11/15/22	6:30 PM	Henderson	Fri	2/10/23	7:00 PM	@ Abbotsford
Wed	11/16/22	6:30 PM	Henderson	Sat	2/11/23	7:00 PM	@ Abbotsford
Sat	11/19/22	7:00 PM	San Jose	Tue	2/14/23	7:00 PM	@ San Diego
Sun	11/20/22	4:00 PM	San Jose	Wed	2/15/23	7:00 PM	@ Coachella Valley
Wed	11/23/22	7:00 PM	@ San Diego	Sat	2/18/23	7:00 PM	Henderson
Sat	11/26/22	6:00 PM	@ Ontario	Sun	2/19/23	4:00 PM	Henderson
Sun	11/27/22	3:00 PM	@ Ontario	Sat	2/25/23	7:00 PM	@ Chicago
Sat	12/3/22	6:00 PM	@ San Jose	Sun	2/26/23	3:00 PM	@ Chicago
Sun	12/4/22	3:00 PM	@ San Jose	Fri	3/3/23	7:00 PM	San Diego
Fri	12/9/22	7:00 PM	Ontario	Sat	3/4/23	7:00 PM	San Diego
Sat	12/10/22	7:00 PM	Ontario	Fri	3/10/23	7:00 PM	@ Milwaukee
Tue	12/13/22	6:30 PM	Coachella Valley	Sat	3/11/23	6:00 PM	@ Milwaukee
Wed	12/14/22	6:30 PM	Coachella Valley	Fri	3/17/23	7:00 PM	Calgary
Sat	12/17/22	7:00 PM	@ San Diego	Sat	3/18/23	7:00 PM	Calgary
Sun	12/18/22	6:00 PM	@ Coachella Valley	Tue	3/21/23	6:30 PM	Ontario
Tue	12/20/22	7:00 PM	@ Coachella Valley	Wed	3/22/23	6:30 PM	Ontario
Thu	12/22/22	6:30 PM	San Diego	Sat	3/25/23	7:05 PM	@ Colorado
Fri	12/23/22	7:00 PM	San Diego	Sun	3/26/23	3:05 PM	@ Colorado
Fri	12/30/22	7:00 PM	@ Texas	Wed	3/29/23	7:00 PM	@ San Diego
Sat	12/31/22	7:00 PM	@ Texas	Fri	3/31/23	7:00 PM	@ Bakersfield
Fri	1/6/23	7:00 PM	Colorado	Sat	4/1/23	7:00 PM	@ Bakersfield
Sat	1/7/23	7:00 PM	Colorado	Wed	4/5/23	7:00 PM	@ Henderson
Tue	1/10/23	6:30 PM	Milwaukee	Fri	4/7/23	7:00 PM	Texas
Wed	1/11/23	6:30 PM	Milwaukee	Sat	4/8/23	7:00 PM	Texas
Sat	1/14/23	7:00 PM	@ Bakersfield	Fri	4/14/23	7:00 PM	San Jose
Mon	1/16/23	3:00 PM	@ Coachella Valley	Sat	4/15/23	7:00 PM	San Jose



**Michael Carcone**

Back for his third season in the desert, Michael Carcone took the ice for 48 games with Tucson in 2021-22, finishing third on the team in scoring with 41 points and setting a franchise record with 24 goals. Carcone's high-scoring campaign with the Roadrunners earned him the first NHL call-up of his career, and he went on to collect four goals and two assists in 21 games with Arizona.



**Travis Barron**

Travis Barron was a staple of Tucson's 2021-22 lineup, appearing in 64 of 68 games and often centering the Roadrunners' top forward line. In his fourth pro season, Barron – who played junior hockey for current Coyotes head coach Andre Tourigny at Ottawa (OHL) – set AHL career highs with 12 goals, 13 assists and 25 points.



**ALL-TIME REGULAR SEASON TEAM RECORDS**

Division championships (regular season).....2.....2017-18, 2019-20  
 Overall regular season championships.....0  
 Highest points percentage in one season......662.....2017-18 (42-20-5-1)  
 Lowest points percentage in one season......382.....2021-22 (23-39-5-1)  
 Most wins in one season .....42.....2017-18  
 Most losses in one season (L+OTL).....44.....2021-22  
 Most shootout losses in one season .....3.....2018-19  
 Most goals per game scored in one season.....3.41.....2019-20  
 Fewest goals per game scored in one season.....2.68.....2021-22  
 Most goals per game allowed in one season .....3.94.....2021-22  
 Fewest goals per game allowed in one season.....2.54.....2017-18  
 Most penalty minutes in one season .....1,126.....2016-17  
 Longest winning streak overall .....8 games.....12/3/19-12/21/19  
 Longest winning streak at home.....8 games.....11/8/19-12/21/19  
 Longest winning streak on road.....5 games.....12/16/17-1/10/18  
 Longest points streak overall .....10 games.....10/21/16-11/18/16 (8-0-2-0)  
 10/14/17-11/11/17 (8-0-2-0)  
 Longest points streak at home .....8 games.....10/27/17-11/24/17 (7-0-1-0)  
 Longest points streak on road .....6 games.....3/2/18-3/24/18 (5-0-1-0)  
 Longest losing streak (L+OTL) overall .....7 games.....2/20/19-3/9/19  
 1/14/22-1/28/22  
 2/27/22-3/16/22  
 Longest losing streak (L+OTL) at home.....8 games.....1/25/19-3/9/19  
 Longest losing streak (L+OTL) on road.....8 games.....1/6/17-2/17/17  
 Longest winless streak overall .....7 games.....2/20/19-3/9/19 (0-6-1-0)  
 1/14/22-1/28/22 (0-7-0-0)  
 2/27/22-3/16/22 (0-5-2-0)  
 Longest winless streak at home .....8 games.....1/25/19-3/9/19 (0-7-1-0)  
 Longest winless streak on road .....8 games.....1/6/17-2/17/17 (0-6-2-0)

**ALL-TIME REGULAR SEASON INDIVIDUAL PLAYER RECORDS**

**PLAYERS**

Most points in one season .....67 ..... Chris Mueller, 2016-17  
 Most goals in one season .....24 ..... Michael Carcone, 2021-22  
 Most assists in one season .....48 ..... Chris Mueller, 2016-17  
 Most penalty minutes in one season .....178..... Bokondji Imama, 2021-22  
 Most power-play goals in one season.....13..... Brayden Burke, 2019-20  
 Most shorthanded goals in one season.....3 ..... Laurent Dauphin, 2016-17  
 Jeremy Gregoire, 2019-20  
 Most game-winning goals in one season ..7..... Mike Sislo, 2017-18  
 Brayden Burke, 2019-20  
 Most points in one game .....5 ..... Carter Camper, 3/2/18 at CLE (0-5)  
 Conor Garland, 10/26/18 at ONT (2-3)  
 Kevin Roy, 4/9/21 vs. SD (0-5)  
 Hudson Fasching, 10/31/21 vs. SD (3-2)  
 Matias Maccelli, 11/12/21 vs. ONT (3-2)  
 Most goals in one game .....4 ..... Michael Carcone, 4/9/21 vs. SD  
 Most assists in one game .....5 ..... Carter Camper, 3/2/18 at CLE  
 Kevin Roy, 4/9/21 vs. SD

**GOALTENDERS**

Most appearances in one season.....45.....Ivan Prosvetov, 2021-22  
 Most minutes played in one season .....2,474 .....Ivan Prosvetov, 2021-22  
 Most wins in one season .....22 .....Hunter Miska, 2017-18  
 Most losses in one season .....22 .....Ivan Prosvetov, 2021-22  
 Most OT/shootout losses in one season .....6.....Adin Hill, 2016-17  
 Most shutouts in one season .....5.....Adin Hill, 2017-18  
 Lowest GAA in one season (min. 25 gms.).....2.28.....Adin Hill, 2017-18  
 Highest save percentage in one season  
 (min. 25 gms.) .....914.....Adin Hill, 2017-18

**HISTORY OF TEAM CAPTAINS**

2016-17 Craig Cunningham  
 2017-18 Andrew Campbell  
 2018-19 Dakota Mermis  
 2019-20 Michael Chaput  
 2020-21 none  
 2021-22 Dysin Mayo, Hudson Fasching

**ALL-TIME REGULAR SEASON POINTS LEADERS**

Name	GP	G	A	PTS	Seasons
1 Michael Bunting	260	74	106	180	2016-21
2 Lane Pederson	183	58	66	124	2017-21
3 Kyle Capobianco	155	21	91	112	2016-21
4 Hudson Fasching	174	49	57	106	2018-22
5 Brayden Burke	146	35	64	99	2017-21
6 Nick Merkley	109	31	58	89	2017-20
7 Chris Mueller	68	19	48	67	2016-17
8 Michael Carcone	83	39	27	66	2020-22
Conor Garland	131	25	41	66	2016-19
10 Laurent Dauphin	89	28	35	63	2016-19

**ALL-TIME REGULAR SEASON GOALTENDING LEADERS (WINS)**

Name	GP	W	L	OT/SOL	GAA	SV%	SO	Seasons
1 Adin Hill	134	66	47	14	2.68	.909	10	2016-21
2 Ivan Prosvetov	90	38	41	6	3.40	.893	3	2019-22
3 Hunter Miska	61	32	17	4	2.81	.898	1	2017-19
4 Marek Langhamer	28	9	11	4	3.36	.902	0	2016-18
5 Merrick Madsen	11	5	3	0	2.70	.889	3	2018-19
Justin Peters	12	5	6	0	4.17	.868	0	2016-17



**Cam Crotty**

As one of two Roadrunners to suit up for all 68 games last season, defenseman Cam Crotty anchored Tucson's blue line all year long. The 23-year-old was selected by the Arizona Coyotes in the third round of the 2017 NHL Entry Draft and joined the Roadrunners after three seasons at Boston University.



# TUCSON ROADRUNNERS

## PLAYOFF FACTS

Number participated in: .....	2
Number of individual series won: .....	1
Number of individual series lost: .....	2
Total number of playoff games played: .....	10
Games won: .....	4
Games lost: .....	6
Number of overtime games: .....	3
Overtime games won: .....	1
Overtime games lost: .....	2
Number of games opponents shut out: .....	2
Number of games shut out by opponents: .....	1
Calder Cup Championships: .....	0
Losing Finalist: .....	0

\*Includes 2021 Play-In Series

## ALL-TIME PLAYOFF POINTS LEADERS

	Player	GP	G	A	PTS	Seasons
1	Dylan Strome	9	3	5	8	2017-18
	Lawson Crouse	9	2	6	8	2017-18
	Carter Camper	9	1	7	8	2017-18
4	Mario Kempe	9	4	3	7	2017-18
5	Trevor Murphy	9	1	5	6	2017-18
6	Dakota Mermis	9	3	2	5	2017-18
	Conor Garland	9	1	4	5	2017-18
8	Michael Bunting	9	3	1	4	2017-18
	Lane Pederson	9	3	1	4	2017-18
	Andrew Campbell	9	1	3	4	2017-18
	Joel Hanley	9	0	4	4	2017-18



### Tucson Convention Center Arena

Prior to the Roadrunners beginning play in Tucson in 2016, Tucson Arena underwent \$3.8 million worth of renovations. While also playing home to the University of Arizona men's club hockey team, the arena received a new ice plant in the summer of 2019, highlighting another \$1.5 million in upgrades.

## DID YOU KNOW?

A total of 15 players took the ice for both the Tucson Roadrunners and Arizona Coyotes last season, the most in team history.

## ALL-TIME PLAYOFF INDIVIDUAL PLAYER RECORDS

### PLAYERS

Most points in one playoff .....	8	Dylan Strome, 2018
		Lawson Crouse, 2018
		Carter Camper, 2018
Most points in one playoff game .....	3	Dylan Strome, 4/25/18 vs. SJ (0-3)
		Lawson Crouse, 5/7/18 at TEX (0-3)
		Carter Camper, 5/7/18 at TEX (1-2)
Most goals in one playoff .....	4	Mario Kempe, 2018
Most goals in one playoff game .....	2	Dylan Strome, 4/21/18 at SJ
		Mario Kempe, 4/27/18 vs. SJ
		Michael Bunting, 5/2/18 vs. TEX
		Dakota Mermis, 5/7/18 at TEX
Most assists in one playoff .....	7	Carter Camper, 2018
Most assists in one playoff game .....	3	Dylan Strome, 4/25/18 vs. SJ
		Lawson Crouse, 5/7/18 at TEX
Most playoff games played, all-time .....	10	Kyle Capobianco

### GOALTENDERS

Most playoff appearances all-time .....	9	Adin Hill
Most wins in one playoff .....	4	Adin Hill, 2018
Most losses in one playoff .....	5	Adin Hill, 2018
Most shutouts in one playoff .....	2	Adin Hill, 2018
Lowest GAA in one playoff (min. 5 gms.) .....	2.12	Adin Hill, 2018
Highest save percentage in one playoff (min. 5 gms.) .....	.922	Adin Hill, 2018

## ALL-TIME PLAYOFF RESULTS

Year	Round	Opponent	Result	GF	GA
2022	DNQ				
2021	Play-In	San Jose	L, 0-1	1	2
2019	DNQ				
2018	DF	Texas	L, 1-4	9	15
	DSF	San Jose	W, 3-1	16	8
2017	DNQ				



### Colin Theisen

Colin Theisen was a late addition to the Tucson roster last year, as he joined the team at the conclusion of his college season up the road at Arizona State University. The 25-year-old impressed in his short time as a Roadrunner, racking up 11 points (5g, 6a) in just 16 games after leading the Sun Devils in scoring in 2021-22.





# UTICA COMETS



**Robert Esche**  
President



**Dan MacKinnon**  
General Manager



**Kevin Dineen**  
Head Coach



**New Jersey Devils**  
NHL Affiliate

**PERSONNEL**

Governor ..... Tom Fitzgerald  
 President/Chief Executive Officer/Alternate Governor..... Robert Esche  
 General Manager..... Dan MacKinnon  
 Head Coach ..... Kevin Dineen  
 Assistant Coach ..... Ryan Parent  
 Assistant Coach ..... Andrew Brewer  
 Video Coach ..... Josh Gagnon  
 Strength and Conditioning Coach ..... Farzad Jalilvand  
 Athletic Therapist ..... Jon Williams  
 Equipment Manager..... Damion Parmelee  
 Assistant Equipment Manager..... Jon Evans  
 Executive Administrator..... Luann Horton-Murad  
 Chief Financial Officer ..... Michael Potrzeba  
 Vice President..... Adam Pawlick  
 Vice President, Marketing..... Cecelie Pikus  
 Vice President, Corporate Partnerships ..... Alicia Leone-DeSarro  
 Vice President, Creative Services..... Eric Kowiatek  
 Vice President, Game Presentation..... Gina Nassivera  
 TV/Radio Broadcaster/Dir. of Communications..... Jason Shaya  
 Staff Accountant ..... Chris Bowdish  
 Community Relations Coordinator..... Samantha Bentley  
 President, Mohawk Productions ..... Michael Lehr

**TEAM INFORMATION**

Club Colors ..... Red, White, Black  
 Home Arena ..... Adirondack Bank Center at the  
 Utica Memorial Auditorium  
 Seating Capacity ..... 3,917  
 Attendance Records..... Game: 3,957 vs. Rochester, 10/17/21  
 Season: 148,846 – 2017-18, 2018-19  
 Average: 3,932 – 2019-20  
 Press Box Location ..... Above Section 204  
 Flagship Radio Station ..... 94.9 KROCK  
 Flagship TV Station..... WKTV (NBC)  
 Time Zone..... Eastern

**Utica Comets**  
 400 Oriskany Street West  
 Utica, NY 13502  
 Phone: (315) 790-9070

**MEDIA DIRECTORY**

**NEWSPAPER/WEB/WIRE**

Utica Observer-Dispatch • Phone (315) 792-5000 • Contact: Sheila Rayam • www.uticaod.com  
 Daily Sentinel • Phone (315) 337-4000 • Contact: Ben Birnell (@od\_birnell) • www.romesentinel.com  
 Syracuse Media Group/The Post-Standard • Phone (315) 470-0011 • Contact: Lindsay Kramer (@syrhockey), Brent Axe (@brentaxemedia), Bud Poliquin  
 • www.syracuse.com  
 Associated Press • Phone (315) 471-6471 • Contact: John Kekis (@greek1947) • www.ap.org

**TELEVISION**

WKTV (NBC) • Phone (315) 733-0404 • Contact: Spencer Davidson • (@wktvsports)  
 WUTR (ABC) • Phone (315) 797-5220 • Contact: Tom Coyne • (@CNYSports)

**RADIO**

WIBX-AM 950 • Phone (315) 736-0186  
 K-Rock 94.9 (Galaxy Media) • Phone (315) 797-1330



**SEASON RESULTS**

Season	Aff	Head Coach	GP	W	L	T	OTL	SOL	PTS	PCT	GF	GA	Finish	Playoff Result (W-L Record)
2013-14	VAN	Travis Green	76	35	32	--	5	4	79	.520	187	216	3rd, North (10)	Did not qualify
2014-15	VAN	Travis Green	76	47	20	--	7	2	103	.678	219	182	1st, North (1)	Lost Calder Cup Finals (12-11)
2015-16	VAN	Travis Green	76	38	26	--	8	4	88	.579	224	217	3rd, North	Lost Division Semifinals (1-3)
2016-17	VAN	Travis Green	76	35	32	--	7	2	79	.520	195	220	5th, North	Did not qualify
2017-18	VAN	Trent Cull	76	38	26	--	8	4	88	.579	211	216	4th, North	Lost Division Semifinals (2-3)
2018-19	VAN	Trent Cull	76	34	34	--	6	2	76	.500	224	257	6th, North	Did not qualify
2019-20	VAN	Trent Cull	61	34	22	--	3	2	73	.598	210	186	3rd, North	Playoffs not held
2020-21	VAN/STL	Trent Cull	28	16	11	--	0	1	33	.589	89	88	4th, North	Playoffs not held
2021-22	NJ	Kevin Dineen	72	43	20	--	8	1	95	.660	246	206	1st, North	Lost Division Semifinals (2-3)
<b>TOTALS</b>			617	320	223	--	52	22	714	.579	1,805	1,788		

**IN THE SYSTEM**

- Graeme Clarke (F), 6-0, 175 lbs., shoots right. Born 4/24/01, Waconia, Minn. Last year's team: Utica (AHL) 52gp, 10+14=24pts.
- Nico Dawes (G), 6-4, 205 lbs., catches left. Born 12/22/00, Munich, Germany Last year's teams: Utica (AHL) 21gp, 14-4-2, 2.54gaa, .916sv%, 1so... New Jersey (NHL) 25gp, 10-11-1, 3.11gaa, .893sv%
- Brian Halonen (F), 6-0, 215 lbs., shoots right. Born 1/11/99, Delano, Minn. Last year's teams: Michigan Tech (NCAA), 37gp, 21+23=44pts... Utica (AHL) 12gp, 2+1=3pts.
- Alexander Holtz (F), 6-0, 192 lbs., shoots right. Born 1/23/02, Stockholm, Sweden Last year's teams: Utica (AHL) 52gp, 26+25=51pts... New Jersey (NHL) 9gp, 0+2=2pts.
- Chase Stillman (F), 6-1, 181 lbs., shoots right. Born 3/19/03, Peterborough, Ont. Last year's teams: Sudbury/Peterborough (OHL) 59gp, 19+30=49pts.



**Fabian Zetterlund**

Swedish forward Fabian Zetterlund accumulated career high numbers in the AHL with 52 points in 58 games in Utica last season. He also played in his first NHL games with the New Jersey Devils, scoring three goals and five assists in 14 games.

**DID YOU KNOW?**

Last year, the Comets set an American Hockey League record by winning their first 13 games of the season.

**2022-23 SCHEDULE (ALL TIMES LOCAL)**

Day	Date	Time	Opponent	Day	Date	Time	Opponent
Sat	10/15/22	7:00 PM	@ Hershey	Mon	1/16/23	1:00 PM	@ Syracuse
Mon	10/17/22	7:00 PM	W-B/Scranton	Fri	1/20/23	7:00 PM	Syracuse
Fri	10/21/22	7:00 PM	Cleveland	Sat	1/21/23	7:00 PM	@ Syracuse
Sat	10/22/22	7:05 PM	@ Providence	Wed	1/25/23	7:00 PM	Charlotte
Fri	10/28/22	7:00 PM	Cleveland	Fri	1/27/23	7:00 PM	@ Syracuse
Sat	10/29/22	7:00 PM	Toronto	Sat	1/28/23	7:00 PM	Providence
Wed	11/2/22	7:00 PM	Providence	Wed	2/1/23	7:00 PM	Syracuse
Fri	11/4/22	7:05 PM	@ Rochester	Fri	2/3/23	7:00 PM	@ Hartford
Sat	11/5/22	7:00 PM	Rochester	Sat	2/4/23	7:00 PM	Providence
Fri	11/11/22	7:00 PM	Laval	Fri	2/10/23	7:00 PM	Hershey
Sat	11/12/22	7:00 PM	@ Syracuse	Sat	2/11/23	7:00 PM	@ Laval
Fri	11/18/22	7:05 PM	@ Rochester	Wed	2/15/23	11:00 AM	@ Toronto
Sat	11/19/22	7:00 PM	Rochester	Sat	2/18/23	7:00 PM	Syracuse
Wed	11/23/22	7:00 PM	Belleville	Mon	2/20/23	3:00 PM	@ Toronto (SBA)
Fri	11/25/22	4:00 PM	@ Charlotte	Wed	2/22/23	7:00 PM	@ Cleveland
Sat	11/26/22	6:00 PM	@ Charlotte	Fri	2/24/23	7:00 PM	@ Cleveland
Wed	11/30/22	7:00 PM	Laval	Wed	3/1/23	7:05 PM	@ Belleville
Fri	12/2/22	7:00 PM	Toronto	Fri	3/3/23	7:00 PM	Charlotte
Sat	12/3/22	7:05 PM	@ Belleville	Sun	3/5/23	3:00 PM	Syracuse
Fri	12/9/22	7:05 PM	@ Rochester	Fri	3/10/23	7:00 PM	Belleville
Sat	12/10/22	7:00 PM	@ Syracuse	Sat	3/11/23	6:05 PM	@ W-B/Scranton
Wed	12/14/22	7:00 PM	Laval	Sun	3/12/23	4:05 PM	@ Lehigh Valley
Fri	12/16/22	7:00 PM	Bridgeport	Wed	3/15/23	7:05 PM	@ Belleville
Sat	12/17/22	7:00 PM	Springfield	Fri	3/17/23	7:00 PM	@ Laval
Tue	12/20/22	7:00 PM	@ Cleveland	Sat	3/18/23	3:00 PM	@ Laval
Thu	12/22/22	7:00 PM	@ Cleveland	Fri	3/24/23	7:00 PM	Syracuse
Wed	12/28/22	7:05 PM	@ Rochester	Sat	3/25/23	7:00 PM	Rochester
Fri	12/30/22	7:00 PM	Lehigh Valley	Sun	3/26/23	5:00 PM	@ Syracuse
Sat	12/31/22	7:00 PM	Belleville	Fri	3/31/23	7:00 PM	Rochester
Tue	1/3/23	7:00 PM	@ Toronto	Sat	4/1/23	5:05 PM	@ Rochester
Fri	1/6/23	7:00 PM	Hartford	Sun	4/2/23	3:00 PM	Syracuse
Sat	1/7/23	7:05 PM	@ Springfield	Fri	4/7/23	7:00 PM	Toronto
Sun	1/8/23	3:05 PM	@ Providence	Sat	4/8/23	7:00 PM	Rochester
Wed	1/11/23	7:00 PM	Cleveland	Wed	4/12/23	7:00 PM	Syracuse
Fri	1/13/23	7:05 PM	@ Providence	Fri	4/14/23	7:00 PM	Cleveland
Sat	1/14/23	7:00 PM	@ Bridgeport	Sat	4/15/23	7:00 PM	@ Syracuse

(SBA) at Scotiabank Arena



**Ryan Schmelzer**

Ryan Schmelzer scored a career high 18 goals with the Comets in 2021-22, adding 14 assists for 32 points in 64 games. It was also Schmelzer's first season wearing the "C" for the Comets, and he finished seventh on the club in scoring.



**ALL-TIME REGULAR SEASON TEAM RECORDS**

Division championships (regular season).....2.....	2014-15, 2021-22
Overall regular season championships.....0	
Highest points percentage in one season......678 .....	2014-15 (47-20-7-2)
Lowest points percentage in one season......500 .....	2018-19 (34-34-6-2)
Most wins in one season .....	47.....2014-15
Most losses in one season (L+OTL).....	40.....2018-19
Most shootout losses in one season .....	4.....2013-14, 2015-16, 2017-18
Most goals per game scored in one season.....	3.44.....2019-20
Fewest goals per game scored in one season.....	2.46.....2013-14
Most goals per game allowed in one season.....	3.38.....2018-19
Fewest goals per game allowed in one season.....	2.39.....2014-15
Most penalty minutes in one season .....	1,164.....2017-18
Longest winning streak overall .....	13 games ...10/17/21-11/20/21
Longest winning streak at home.....	9 games.....2/24/17-4/7/17
Longest winning streak away.....	8 games.....11/22/15-12/26/15
Longest points streak overall .....	16 games...1/13/18-2/19/18 (13-0-2-1)
Longest points streak at home .....	11 games....1/13/16-3/18/16 (7-0-3-1)
Longest points streak away.....	12 games ...12/23/17-2/19/18 (10-0-1-1)
Longest losing streak (L+OTL) overall .....	8 games.....3/2/19-3/20/19
Longest losing streak (L+OTL) at home.....	6 games.....10/26/13-11/16/13 12/14/16-12/31/16
Longest losing streak (L+OTL) away.....	8 games.....2/23/19-3/30/19
Longest winless streak overall .....	10 games...10/11/13-11/7/13 (0-8-1-1)
Longest winless streak at home .....	8 games.....10/23/13-11/16/13 (0-6-1-1)
Longest winless streak away.....	8 games.....2/23/19-3/30/19 (0-8-0-0)

**ALL-TIME REGULAR SEASON INDIVIDUAL PLAYER RECORDS**

**PLAYERS**

Most points in one season .....	67 .....	Reid Boucher, 2019-20
Most goals in one season .....	34 .....	Reid Boucher, 2019-20
Most assists in one season .....	51 .....	Cal O'Reilly, 2014-15
Most penalty minutes in one season .....	129 .....	Kellan Lain, 2013-14
Most power-play goals in one season.....	11.....	Pascal Pelletier, 2013-14 Alexandre Grenier, 2014-15 Tanner Kero, 2018-19 Justin Bailey, 2019-20
Most shorthanded goals in one season.....	4 .....	A.J. Greer, 2021-22
Most game-winning goals in one season ...	7 .....	Hunter Shinkaruk, 2014-15 Reid Boucher, 2019-20 Fabian Zetterlund, 2021-22
Most points in one game .....	5 .....	Reid Boucher, 2/28/20 vs. TOR (3-2)
Most goals in one game .....	4 .....	Colin Stuart, 12/13/13 vs. BNG A.J. Greer, 2/18/22 vs. ROC
Most assists in one game .....	3 .....	several times; last: A.J. Greer, 3/28/22 at HFD

**GOALTENDERS**

Most appearances in one season .....	52 .....	Joacim Eriksson, 2013-14
Most minutes played in one season .....	3,009 .....	Joacim Eriksson, 2013-14
Most wins in one season .....	25 .....	Thatcher Demko, 2017-18
Most losses in one season .....	24 .....	Joacim Eriksson, 2013-14
Most OT/shootout losses in one season .....	7 .....	Joacim Eriksson, 2014-15 Thatcher Demko, 2017-18
Most shutouts in one season .....	5 .....	Joacim Eriksson, 2013-14 Jacob Markstrom, 2014-15
Lowest GAA in one season (min. 25 gms.).....	1.88.....	Jacob Markstrom, 2014-15
Highest save percentage in one season (min. 25 gms.).....	.934.....	Jacob Markstrom, 2014-15

**HISTORY OF TEAM CAPTAINS**

2013-14	Colin Stuart
2014-15	Cal O'Reilly
2015-16	Alex Biega
2016-20	Carter Bancks
2020-21	none
2021-22	Ryan Schmelzer

**ALL-TIME REGULAR SEASON POINTS LEADERS**

Name	GP	G	A	PTS	Seasons
1 Reid Boucher	154	90	85	175	2017-20
Alexandre Grenier	273	67	108	175	2013-17
3 Darren Archibald	304	75	69	144	2013-19
4 Carter Bancks	367	44	76	120	2014-20
5 Brendan Gaunce	189	48	63	111	2014-19
6 Cal O'Reilly	128	17	89	106	2013-15
7 Zack MacEwen	155	37	59	96	2017-20
8 Wacey Hamilton	257	31	62	93	2014-20
9 Pascal Pelletier	121	32	58	90	13-14, 16-17
10 Lukas Jasek	153	30	56	86	2017-21

**ALL-TIME REGULAR SEASON GOALTENDING LEADERS (WINS)**

Name	GP	W	L	OT/SOL	GAA	SV%	SO	Seasons
1 Thatcher Demko	107	55	35	12	2.56	.915	3	2016-19
2 Richard Bachman	105	49	41	14	2.89	.901	2	2015-20
3 Joacim Eriksson	93	46	34	9	2.58	.910	5	2013-15
4 Joe Cannata	73	34	27	7	2.59	.910	2	2013-16
5 Michael DiPietro	40	24	12	2	2.76	.909	1	2019-21



**Robbie Russo**

A 2017 Calder Cup champion with Grand Rapids, Robbie Russo skated in his first season with the Comets in 2021-22 and recorded three goals and 32 assists in 70 regular-season games. Russo also put up two goals and two assists in four playoff outings.



**PLAYOFF FACTS**

Number participated in:	4
Number of individual series won:	3
Number of individual series lost:	4
Total number of playoff games played:	37
Games won:	17
Games lost:	20
Number of overtime games:	12
Overtime games won:	4
Overtime games lost:	8
Number of games opponents shut out:	2
Number of games shut out by opponents:	1
Calder Cup Championships:	0
Losing Finalist:	1 (2015)

**ALL-TIME PLAYOFF POINTS LEADERS**

	Player	GP	G	A	PTS	Seasons
1	Cal O'Reilly	23	2	17	19	2014-15
2	Alexandre Grenier	27	8	10	18	2014-16
3	Sven Baertschi	21	8	7	15	2014-15
4	Bobby Sanguinetti	23	3	11	14	2014-15
5	Alex Friesen	27	5	7	12	2014-16
6	Brendan Gaunce	25	4	5	9	2014-16
7	A.J. Greer	5	6	2	8	2021-22
	Fabian Zetterlund	5	2	6	8	2021-22
	Peter Andersson	17	1	7	8	2014-15
	Cory Conacher	23	5	3	8	2014-15
	Adam Clendening	23	3	5	8	2014-15

**ALL-TIME PLAYOFF INDIVIDUAL PLAYER RECORDS**

**PLAYERS**

Most points in one playoff	19	Cal O'Reilly, 2015
Most points in one playoff game	3	Sven Baertschi, 5/1/15 vs. CHI (0-3) Sven Baertschi, 5/28/15 at GR (3-0) A.J. Greer, 5/10/22 vs. ROC (2-1) Fabian Zetterlund, 5/17/22 at ROC (0-3)
Most goals in one playoff	8	Sven Baertschi, 2015
Most goals in one playoff game	3	Sven Baertschi, 5/28/15 at GR
Most assists in one playoff	17	Cal O'Reilly, 2015
Most assists in one playoff game	3	Sven Baertschi, 5/1/15 vs. CHI Fabian Zetterlund, 5/17/22 at ROC
Most playoff games played, all-time	27	Alex Friesen Alexandre Grenier Wacey Hamilton Mike Zalewski

**GOALTENDERS**

Most playoff appearances all-time	23	Jacob Markstrom
Most wins in one playoff	12	Jacob Markstrom, 2015
Most losses in one playoff	11	Jacob Markstrom, 2015
Most shutouts in one playoff	2	Jacob Markstrom, 2015
Lowest GAA in one playoff (min. 5 gms.)	2.11	Jacob Markstrom, 2015
Highest save percentage in one playoff (min. 5 gms.)	.927	Thatcher Demko, 2018

**ALL-TIME PLAYOFF RESULTS**

Year	Round	Opponent	Result	GF	GA
2022	DSF	Rochester	L, 2-3	18	17
2019	DNQ				
2018	DSF	Toronto	L, 2-3	14	16
2017	DNQ				
2016	DSF	Albany	L, 1-3	8	15
2015	F	Manchester	L, 1-4	10	15
	CF	Grand Rapids	W, 4-2	15	11
	CSF	Oklahoma City	W, 4-3	15	15
	CQF	Chicago	W, 3-2	13	11
2014	DNQ				



**Tyler Wotherspoon**

Tyler Wotherspoon had a memorable season in 2021-22, recording 20 points and a plus-26 rating in 53 games with Utica and also representing Canada at the 2022 Olympics in Beijing.



**Adirondack Bank Center at the Utica Memorial Auditorium**

Owned by the Upper Mohawk Valley Memorial Auditorium Authority, the Adirondack Bank Center at the Utica Memorial Auditorium opened in 1960 on the site of the old Erie Canal and at the time was among the first of three cable-suspended roofs in the world. *The Aud*, as it is affectionately known, was recognized in 2011 as a National Historical Civil Engineering Landmark, and underwent construction in 2017 to add six executive suites plus a unique meeting space for up to 50 guests overlooking the main event space.






# WILKES-BARRE/SCRANTON PENGUINS



**Jeff Barrett**  
CEO/Governor



**Erik Heasley**  
General Manager



**J.D. Forrest**  
Head Coach



**Pittsburgh Penguins**  
NHL Affiliate

**PERSONNEL**

Chief Executive Officer/Governor .....Jeff Barrett  
 General Manager.....Erik Heasley  
 Head Coach ..... J.D. Forrest  
 Assistant Coach..... Kevin Porter  
 Assistant Coach.....Sheldon Brookbank  
 Video Coach ..... Nick Biamonte  
 Performance Coach & Sports Scientist.....Anthony Moore  
 Athletic Trainer..... Seamus McKelvey  
 Equipment Manager..... Jared Mycyk  
 Assistant Equipment Manager.....Brian Allen  
 Executive Vice President/Chief Financial Officer.....Greg Petorak  
 Vice President of Operations..... Brian Coe  
 Vice President of Corporate Sponsorship .....Rob Belza  
 Vice President of Ticketing..... Brian Troiano  
 Vice President of Business Development.....Jon Stephenson  
 Merchandising Manager..... Mollie Boyd  
 Controller..... Bill Dotzel  
 Corporate Partnership Account Executive.....Chris Sipsky  
 Sponsorship Services Manager..... Amanda Cromer  
 Director of Season Ticket Sales and Fan Services.....David Casey  
 Director of Media Relations..... Nick Hart  
 Director of Creative Services.....Jason Vogel  
 Game Night Director ..... Kyle Hammer  
 Director of Premium & Season Ticket Sales .....David Eisenberger  
 Account Executive, Membership Sales..... Jarod Delozier  
 Account Executive, Membership Sales..... Brian Klatt  
 Account Executive, Membership Sales & Services ..... Michael Curran  
 Account Executive, Membership Sales & Services .....Richard DeMarchis  
 Group Sales Account Executive..... Colby Gaugler  
 Group Sales Representative.....Austin Zawicki  
 Office Manager .....Christine Paez

**TEAM INFORMATION**

Club Colors ..... Black, Gold, Red and White  
 Home Arena ..... Mohegan Sun Arena at Casey Plaza  
 Seating Capacity .....7,500  
 Attendance Records.....Game: 13,567 vs. Her., 12/30/10 (at Pitt.)  
 8,540 vs. Ken., 11/13/99; vs. Syr., 11/27/99 (at WBS)  
 Season: 333,501 – 2001-02  
 Average: 8,337 – 2001-02  
 Press Box Location ..... Suite Level – Box #318  
 Flagship Radio Station ..... WILK Newsradio 103.1 FM  
 Time Zone..... Eastern

**Wilkes-Barre/Scranton Penguins**  
 40 Coal Street  
 Wilkes-Barre, PA 18702  
 Phone: (570) 208-7367

**MEDIA DIRECTORY**

**NEWSPAPER/WEB/WIRE**

Citizens' Voice • Phone (570) 821-2000 x2060 • Contact: Jim Reeser (@CVjimreeser), Tyler Piccotti (@CVPiccotti) • www.citizensvoice.com • @SportsCV  
 Times-Leader • Phone (570) 991-6395 • Contact: Derek Levarse (@TLdlevarse) • www.timesleader.com • @tlsports  
 Times-Tribune • Phone (570) 348-9125 • Contact: Chris Imperiale (@Chris\_Imperiale) • www.thetimes-tribune.com  
 Standard-Speaker • Phone (570) 455-3636 • Contact: Ron Kollar • www.standardspeaker.com  
 Associated Press • Phone (215) 561-1133 • Contact: Rob Maaddi (@AP\_RobMaaddi) • www.ap.org • @AP

**TELEVISION**

WBRE-TV 28 (NBC) • Phone (570) 472-2672 • Contact: Contact: A.J. Donatoni (@AJD\_IV), Brett Alper (@TheRealAlper) • www.pahomepage.com/sports • @sports\_wbre  
 WNEP-TV 16 (ABC) • Phone (570) 207-2455 • Contact: Jim Coles (@JimColesWNEP), Landon Stolar (@LandonStolar), Steve Lloyd (@SteveLloydWNEP) • www.wnep.com • @wnepports

**RADIO**

Audacy, Inc. • WKRZ 98.5 FM & 107.9 FM/WILK 103.1 FM, 910 AM, 980 AM, 1300 AM/WGGY 101.3 FM/WDMT 102.3 FM • Phone (570) 883-9850 • Contact: Nancy Kman

**DID YOU KNOW?**

The Penguins are the only team in AHL history to come back from a 3-0 playoff series deficit and win Game 7 on the road. In 2013, they rallied to defeat the MacGregor Kilpatrick Trophy-winning Providence Bruins.






**SEASON RESULTS**

Season	Aff	Head Coach	GP	W	L	T	OTL	SOL	PTS	PCT	GF	GA	Finish	Playoff Result (W-L Record)
1999-2000	PIT	Glenn Patrick	80	23	43	9	5	--	60	.375	236	306	5th, Empire	Did not qualify
2000-01	PIT	Glenn Patrick	80	36	33	9	2	--	83	.519	252	248	2nd, Mid-Atlantic	Lost Calder Cup Finals (13-8)
2001-02	PIT	Glenn Patrick	80	20	44	13	3	--	56	.350	201	274	4th, South (13)	Did not qualify
2002-03	PIT	Glenn Patrick	80	36	32	7	5	--	84	.525	245	248	3rd, South (8)	Lost Conference Quarterfinals (3-3)
2003-04	PIT	Michel Therrien	80	34	28	10	8	--	86	.538	197	197	3rd, East	Lost Calder Cup Finals (12-12)
2004-05	PIT	Michel Therrien	80	39	37	--	7	7	92	.575	227	219	3rd, East	Lost Division Finals (5-6)
2005-06	PIT	Michel Therrien, Rick Kehoe, Joe Mullen	80	51	18	--	5	6	113	.706	249	178	1st, East	Lost Division Finals (4-7)
2006-07	PIT	Todd Richards	80	51	23	--	2	4	108	.675	276	221	2nd, East	Lost Division Finals (5-6)
2007-08	PIT	Todd Richards	80	47	26	--	3	4	101	.631	223	187	1st, East	Lost Calder Cup Finals (14-9)
2008-09	PIT	Dan Bylsma, Todd Reirden	80	49	25	--	3	3	104	.650	274	212	3rd, East	Lost Division Finals (7-5)
2009-10	PIT	Todd Reirden	80	41	34	--	2	3	87	.544	239	229	3rd, East	Lost Division Semifinals (0-4)
2010-11	PIT	John Hynes	80	58	21	--	0	1	117	.731	261	183	1st, East	Lost Division Finals (6-6)
2011-12	PIT	John Hynes	76	44	25	--	2	5	95	.625	235	215	2nd, East (4)	Lost Conference Semifinals (6-6)
2012-13	PIT	John Hynes	76	42	30	--	2	2	88	.579	185	178	3rd, East (5)	Lost Conference Finals (8-7)
2013-14	PIT	John Hynes	76	42	26	--	3	5	92	.605	206	185	2nd, East (6)	Lost Conference Finals (9-8)
2014-15	PIT	John Hynes	76	45	24	--	3	4	97	.638	212	163	2nd, East (4)	Lost Conference Semifinals (4-4)
2015-16	PIT	Mike Sullivan, Jay Leach, Clark Donatelli	76	43	27	--	4	2	92	.605	230	203	3rd, Atlantic	Lost Division Finals (6-4)
2016-17	PIT	Clark Donatelli	76	51	20	--	3	2	107	.704	247	170	1st, Atlantic	Lost Division Semifinals (2-3)
2017-18	PIT	Clark Donatelli	76	45	22	--	6	3	99	.651	252	223	2nd, Atlantic	Lost Division Semifinals (0-3)
2018-19	PIT	Clark Donatelli	76	36	30	--	7	3	82	.539	232	228	6th, Atlantic	Did not qualify
2019-20	PIT	Mike Vellucci	63	29	26	--	3	5	66	.524	164	193	6th, Atlantic	Playoffs not held
2020-21	PIT	J.D. Forrest	32	13	13	--	4	2	32	.500	92	107	5th, North	Playoffs not held
2021-22	PIT	J.D. Forrest	76	35	33	--	4	4	78	.513	209	225	4th, Atlantic	Lost Division Semifinals (2-4)
<b>TOTALS</b>			<b>1,739</b>	<b>910</b>	<b>630</b>	<b>--</b>	<b>86</b>	<b>65</b>	<b>2,019</b>	<b>.581</b>	<b>5,144</b>	<b>4,792</b>		

NOTE: 2005-06 – Therrien (21-12-1), Kehoe/Mullen (2-1-0-0), Mullen (28-16-3-5)... 2008-09 – Bylsma (35-16-1-2), Reirden (14-9-2-1)... 2015-16 – Sullivan (18-5-0-0), Leach (3-0-0-1), Donatelli (22-22-4-1)

**2022-23 SCHEDULE (ALL TIMES LOCAL)**

Day	Date	Time	Opponent	Day	Date	Time	Opponent
Sat	10/15/22	6:05 PM	Lehigh Valley	Wed	1/18/23	7:05 PM	Syracuse
Mon	10/17/22	7:00 PM	@ Utica	Fri	1/20/23	7:05 PM	Lehigh Valley
Fri	10/21/22	7:05 PM	Laval	Sat	1/21/23	7:00 PM	@ Bridgeport
Sat	10/22/22	7:00 PM	@ Hartford	Wed	1/25/23	7:05 PM	@ Rochester
Sun	10/23/22	3:05 PM	@ Providence	Fri	1/27/23	7:05 PM	@ Lehigh Valley
Wed	10/26/22	7:05 PM	Cleveland	Sat	1/28/23	6:05 PM	Bridgeport
Fri	10/28/22	7:05 PM	@ Lehigh Valley	Wed	2/1/23	7:05 PM	Springfield
Sat	10/29/22	7:00 PM	@ Hershey	Fri	2/3/23	7:05 PM	@ Springfield
Sat	11/5/22	6:05 PM	Hershey	Sat	2/4/23	7:00 PM	@ Hartford
Sun	11/6/22	4:30 PM	@ Hershey	Fri	2/10/23	7:05 PM	@ Providence
Fri	11/11/22	7:05 PM	Hartford	Sat	2/11/23	6:05 PM	Providence
Sat	11/12/22	6:05 PM	Springfield	Wed	2/15/23	7:05 PM	Hershey
Fri	11/18/22	7:05 PM	Hershey	Sat	2/18/23	7:05 PM	@ Lehigh Valley
Sat	11/19/22	7:00 PM	@ Bridgeport	Sun	2/19/23	3:05 PM	Bridgeport
Mon	11/21/22	7:00 PM	@ Charlotte	Wed	2/22/23	7:05 PM	Lehigh Valley
Wed	11/23/22	7:00 PM	@ Charlotte	Fri	2/24/23	7:00 PM	@ Syracuse
Fri	11/25/22	7:05 PM	Lehigh Valley	Sat	2/25/23	6:05 PM	Belleville
Sat	11/26/22	7:05 PM	@ Springfield	Wed	3/1/23	7:00 PM	@ Hershey
Tue	11/29/22	7:00 PM	@ Hershey	Sat	3/4/23	1:00 PM	@ Cleveland
Sat	12/3/22	6:05 PM	Bridgeport	Sun	3/5/23	3:00 PM	@ Cleveland
Sun	12/4/22	3:00 PM	@ Hershey	Wed	3/8/23	7:05 PM	Toronto
Fri	12/9/22	7:05 PM	Cleveland	Fri	3/10/23	7:05 PM	Lehigh Valley
Fri	12/16/22	7:05 PM	Hershey	Sat	3/11/23	6:05 PM	Utica
Sat	12/17/22	6:05 PM	Hershey	Fri	3/17/23	7:05 PM	Rochester
Tue	12/20/22	7:00 PM	@ Toronto	Sat	3/18/23	7:00 PM	@ Syracuse
Wed	12/21/22	7:05 PM	@ Belleville	Sun	3/19/23	4:05 PM	@ Lehigh Valley
Fri	12/23/22	7:00 PM	@ Laval	Sat	3/25/23	6:05 PM	Lehigh Valley
Tue	12/27/22	7:05 PM	Hershey	Sun	3/26/23	5:05 PM	Hartford
Fri	12/30/22	7:05 PM	Providence	Wed	3/29/23	7:05 PM	Providence
Sat	12/31/22	7:05 PM	@ Lehigh Valley	Fri	3/31/23	7:05 PM	@ Lehigh Valley
Wed	1/4/23	7:05 PM	Charlotte	Sat	4/1/23	6:05 PM	Syracuse
Fri	1/6/23	7:05 PM	Charlotte	Wed	4/5/23	7:05 PM	Charlotte
Sat	1/7/23	6:05 PM	Hartford	Fri	4/7/23	7:05 PM	@ Providence
Wed	1/11/23	7:00 PM	@ Hershey	Sat	4/8/23	7:00 PM	@ Bridgeport
Sat	1/14/23	4:00 PM	@ Charlotte	Fri	4/14/23	7:00 PM	@ Hartford
Sun	1/15/23	4:00 PM	@ Charlotte	Sat	4/15/23	6:05 PM	Charlotte



**Mohegan Sun Arena at Casey Plaza**

Mohegan Sun Arena, a state-of-the-art sports and entertainment facility managed by SMG, opened its doors on Nov. 13, 1999. Approximately 700,000 people per year visit Mohegan Sun Arena. Located off Interstate 81, the multi-purpose facility has hosted three Calder Cup Finals and the 2001 AHL All-Star Classic, as well as some of the biggest names in entertainment including Elton John, Cher, Neil Diamond, AC/DC, Janet Jackson, the Eagles and Simon and Garfunkel.

**IN THE SYSTEM**

- Raivis Ansons (LW), 6-1, 190 lbs., shoots left. Born 1/29/02, Riga, Latvia  
Last year's teams: Baie-Comeau/Saint John (QMJHL) 56gp, 18+42=60pts.
- Drew O'Connor (LW), 6-3, 200 lbs., shoots left. Born 6/9/98, Chatham, N.J.  
Last year's teams: W-B/Scranton (AHL) 33gp, 12+20=32pts... Pittsburgh (NHL) 22gp, 3+2=5pts.
- Samuel Poulin (LW), 6-2, 213 lbs., shoots left. Born 2/25/01, Laval, Que.  
Last year's team: W-B/Scranton (AHL) 72gp, 16+21=37pts.
- Valtteri Puustinen (RW), 5-9, 183 lbs., shoots right. Born 6/4/99, Kuopio, Finland  
Last year's teams: W-B/Scranton (AHL) 73gp, 20+22=42pts... Pittsburgh (NHL) 1gp, 0+1=1pt.
- Lukas Svejkovsky (RW), 5-10, 170 lbs., shoots right. Born 11/28/01, Point Roberts, Wash.  
Last year's teams: Medicine Hat/Seattle (WHL) 57gp, 35+41=76pts.



**Valtteri Puustinen**

A seventh-round pick by Pittsburgh in the 2019 NHL Draft, Valtteri Puustinen has defied expectations to become one of the top offensive prospects in the Penguins' system. Known in his hometown as "The Kuopion Kessel", Puustinen's wicked shot led to a team-leading 20 goals in 2021-22, his first AHL campaign.



**ALL-TIME REGULAR SEASON TEAM RECORDS**

Division championships (regular season).....4.....	2005-06, 2007-08, 2010-11, 2016-17
Overall regular season championships.....2.....	2010-11, 2016-17
Highest points percentage in one season......731.....	2010-11 (58-21-0-1)
Lowest points percentage in one season......350.....	2001-02 (20-44-13-3)
Most wins in one season.....58.....	2010-11
Most losses in one season (L+OTL).....48.....	1999-2000
Most ties in one season.....13.....	2001-02
Most shootout losses in one season.....7.....	2004-05
Most goals per game scored in one season.....3.45.....	2006-07
Fewest goals per game scored in one season.....2.43.....	2012-13
Most goals per game allowed in one season.....3.83.....	1999-2000
Fewest goals per game allowed in one season.....2.14.....	2014-15
Most penalty minutes in one season.....2,807.....	2001-02
Longest winning streak overall.....11 games.....	10/17/15-11/15/15
Longest winning streak at home.....10 games.....	10/27/15-11/28/15
Longest winning streak on road.....13 games.....	10/9/05-12/3/05
Longest undefeated streak overall.....13 games.....	10/21/00-11/18/00 (10-0-3)
Longest undefeated streak at home.....10 games.....	10/7/00-11/18/00 (7-0-3) 10/27/15-11/28/15 (10-0-0)
Longest undefeated streak on road.....13 games.....	10/9/05-12/3/05 (13-0-0)
Longest points streak overall.....23 games.....	10/5/05-12/4/05 (20-0-2-1)
Longest points streak at home.....12 games.....	12/29/17-3/10/18 (11-0-1-0)
Longest points streak on road.....15 games.....	10/9/05-12/18/05 (14-0-0-1)
Longest losing streak (L+OTL) overall.....9 games.....	12/22/99-1/9/00
Longest losing streak (L+OTL) at home.....6 games.....	12/18/99-1/19/00 1/27/16-2/23/16
Longest losing streak (L+OTL) on road.....6 games.....	12/26/99-1/9/00 10/7/01-10/25/01
Longest winless streak overall.....11 games.....	10/1/99-11/5/99 (0-9-2-0)
Longest winless streak at home.....9 games.....	1/30/01-3/7/01 (0-8-1-0) 10/20/01-12/7/01 (0-5-3-1)
Longest winless streak on road.....11 games.....	10/1/99-11/5/99 (0-9-2-0)

**ALL-TIME REGULAR SEASON INDIVIDUAL PLAYER RECORDS**

**PLAYERS**

Most points in one season.....82.....	Janne Pesonen, 2008-09
Most goals in one season.....34.....	Chris Minard, 2008-09
Most assists in one season.....50.....	Janne Pesonen, 2008-09 Jeff Taffe, 2008-09
Most penalty minutes in one season.....431.....	Dennis Bonvie, 2005-06
Most power-play goals in one season.....21.....	Chris Minard, 2008-09
Most shorthanded goals in one season.....6.....	Dustin Jeffrey, 2010-11
Most game-winning goals in one season.....8.....	Kurtis McLean, 2007-08 Chris Minard, 2008-09
Most points in one game.....6.....	Chris Conner, 2/17/10 vs. ALB (3-3)
Most goals in one game.....4.....	Erik Christensen, 10/5/05 vs. BRI J.F. Jacques, 2/16/07 vs. BNG Oskar Sundqvist, 12/10/16 vs. HER
Most assists in one game.....5.....	Nick Petersen, 4/3/11 at SYR

**GOALTENDERS**

Most appearances in one season.....54.....	Marc-Andre Fleury, 2004-05
Most minutes played in one season.....3,029.....	Marc-Andre Fleury, 2004-05
Most wins in one season.....35.....	Brad Thiessen, 2010-11
Most losses in one season.....25.....	Robbie Tallas, 2001-02
Most ties/OT/shootout losses in one season.....8.....	Sebastien Caron, 2001-02 Tristan Jarry, 2018-19
Most shutouts in one season.....12.....	Matt Murray, 2014-15
Lowest GAA in one season (min. 25 games).....1.58.....	Matt Murray, 2014-15
Highest save percentage in one season (min. 25 games)......941.....	Matt Murray, 2014-15

**ALL-TIME REGULAR SEASON POINTS LEADERS**

Name	GP	G	A	PTS	Seasons
1 Tom Kostopoulos	658	186	283	469	99-04, 12-18
2 Tomas Surovy	239	89	89	178	2001-06
3 Toby Petersen	215	72	105	177	00-01, 02-04
4 Dustin Jeffrey	201	59	113	172	07-12, 15-16
5 Shane Endicott	292	73	93	166	2001-06
6 Jean-Sebastien Dea	288	72	91	163	2013-19
7 Kris Beech	171	53	97	150	2002-05
8 Michel Ouellet	182	71	73	144	2002-06
9 Eric Meloche	249	61	77	138	2000-04
10 Tim Wallace	304	75	62	137	2006-11

**ALL-TIME REGULAR SEASON GOALTENDING LEADERS (WINS)**

Name	GP	W	L	OT/SOL	GAA	SV%	SO	Seasons
1 John Curry	177	103	59	6	2.49	.907	10	2007-11
2 Brad Thiessen	149	88	49	6	2.37	.907	17	2009-13
3 Tristan Jarry	141	77	48	15	2.55	.915	9	2015-19
4 Casey DeSmith	103	57	33	8	2.56	.913	6	15-18, 19-20
5 Sebastien Caron	123	48	56	16	2.99	.903	10	00-04, 05-06



**Drew O'Connor**

Drew O'Connor followed up his impressive rookie campaign with an even more impressive sophomore effort with the Penguins organization. O'Connor logged 22 NHL games with Pittsburgh, including his first NHL goal, and was also a force on offense for Wilkes-Barre/Scranton, procuring 12 goals and 32 points in 33 games.

**HISTORY OF TEAM CAPTAINS**

1999-2000	Tyler Wright, Steve Leach, John Slaney
2000-01	John Slaney, Sven Butenschon
2001-02	Jason MacDonald
2002-04	Tom Kostopoulos
2003-04	Patrick Boileau, Kris Beech
2004-05	Alain Nasreddine, Rob Scuderi
2005-06	Alain Nasreddine
2006-07	Micki DuPont
2007-08	Nathan Smith
2008-09	Dave Gove, Connor James
2009-10	Wyatt Smith
2010-12	Ryan Craig
2012-13	Joey Mormina
2013-18	Tom Kostopoulos
2018-19	Garrett Wilson
2019-20	David Warsofsky
2020-21	Josh Currie
2021-22	Taylor Fedun



**PLAYOFF FACTS**

Number participated in .....	18
Number of individual series won .....	23
Number of individual series lost .....	18
Total number of playoff games played .....	211
Games won .....	106
Games lost .....	105
Number of overtime games .....	54
Overtime games won .....	31
Overtime games lost .....	23
Number of games opponents shut out .....	14
Number of games shut out by opponents .....	14
Calder Cup Championships .....	0
Losing Finalist .....	3 (2001, 2004, 2008)

**ALL-TIME PLAYOFF INDIVIDUAL PLAYER RECORDS**

**PLAYERS**

Most points in one playoff .....	28	Alex Goligoski
Most points in one playoff game .....	5	Chris Kelleher, 4/13/01 vs. SYR (1-4) Tom Kostopoulos, 5/13/16 vs. HER (1-4)
Most goals in one playoff .....	12	Milan Kraft, 2001 Tim Brent, 2008
Most goals in one playoff game .....	3	Nick Johnson, 4/14/10 vs. ALB
Most assists in one playoff .....	24	Alex Goligoski, 2008
Most assists in one playoff game .....	4	Chris Kelleher, 4/13/01 vs. SYR Tom Kostopoulos, 5/13/16 vs. HER Kevin Porter, 4/23/17 at PRO
Most games played all-time .....	94	Tom Kostopoulos

**GOALTENDERS**

Most playoff appearances all-time .....	37	Brad Thiessen
Most wins in one playoff .....	14	John Curry, 2008
Most losses in one playoff .....	9	John Curry, 2008
Most shutouts in one playoff .....	3	Andy Chiodo, 2004
Lowest GAA in one playoff (min. 5 games) .....	1.38	Brad Thiessen, 2013
Highest save percentage in one playoff (min. 5 games) .....	.952	Brad Thiessen, 2013



**Sam Poulin**

Sam Poulin's rookie season was a testament to the AHL's ultimate goal: player development. The 2019 first-rounder struggled early on, but found his footing and became one of Wilkes-Barre/Scranton's top threats. Poulin produced 30 of his 37 points after January 13, which led all Penguins' rookies.

**ALL-TIME PLAYOFF POINTS LEADERS**

	Player	GP	G	A	PTS	Seasons
1	Tom Kostopoulos	94	23	44	67	00-04, 13-18
2	Alex Goligoski	32	5	29	34	2007-09
3	Ryan Stone	44	11	22	33	2005-08
4	Eric Meloche	50	16	16	32	2000-04
5	Chris Kelleher	43	7	23	30	99-01, 04-06
6	Tomas Surovy	41	10	19	29	2001-05
	Toby Petersen	48	10	19	29	2000-04
8	Tim Brent	23	12	15	27	2007-08
	Kris Beech	38	14	13	27	2002-05
10	Chris Minard	35	17	9	26	2007-09
	Kurtis McLean	40	8	18	26	2005-08

**ALL-TIME PLAYOFF RESULTS**

Year	Round	Opponent	Result	GF	GA
2022	DSF	Springfield	L, 0-3	9	17
	FR	Hershey	W, 2-1	8	5
2019	DNQ				
2018	DSF	Charlotte	L, 0-3	6	14
2017	DSF	Providence	L, 2-3	12	14
2016	DF	Hershey	L, 3-4	19	18
	DSF	Providence	W, 3-0	12	9
2015	CSF	Manchester	L, 1-4	10	17
	CQF	Syracuse	W, 3-0	14	3
2014	CF	St. John's	L, 2-4	9	18
	CSF	Providence	W, 4-3	22	22
	CQF	Binghamton	W, 3-1	14	9
2013	CF	Syracuse	L, 1-4	8	18
	CSF	Providence	W, 4-3	22	16
	CQF	Binghamton	W, 3-0	9	6
2012	CSF	St. John's	L, 3-4	16	16
	CQF	Hershey	W, 3-2	16	12
2011	DF	Charlotte	L, 2-4	10	10
	DSF	Norfolk	W, 4-2	15	11
2010	DSF	Albany	L, 0-4	9	14
2009	DF	Hershey	L, 3-4	17	20
	DSF	Bridgeport	W, 4-1	18	14
2008	F	Chicago	L, 2-4	17	23
	CF	Portland	W, 4-3	18	18
	DF	Philadelphia	W, 4-1	21	16
	DSF	Hershey	W, 4-1	22	10
2007	DF	Hershey	L, 1-4	15	19
	DSF	Norfolk	W, 4-2	22	16
2006	DF	Hershey	L, 0-4	5	15
	DSF	Bridgeport	W, 4-3	17	16
2005	DF	Philadelphia	L, 1-4	12	21
	DSF	Binghamton	W, 4-2	14	14
2004	F	Milwaukee	L, 0-4	8	19
	CF	Hartford	W, 4-3	19	19
	DF	Philadelphia	W, 4-2	17	12
	DSF	Bridgeport	W, 4-3	23	19
2003	CQF	Grand Rapids	L, 1-3	10	10
	Q	Utah	W, 2-0	7	3
2002	DNQ				
2001	F	Saint John	L, 2-4	17	20
	CF	Hershey	W, 4-0	12	7
	CSF	Philadelphia	W, 4-2	18	18
	CQF	Syracuse	W, 3-2	19	13
2000	DNQ				

# AHL ATTENDANCE FACTS AND FIGURES

## AHL ATTENDANCE RECORDS

Highest Regular Season Total, League: .....	6,693,526 (2015-16)
Highest Regular Season Average, League: .....	5,981 (2015-16)
Highest Playoff Total, League: .....	436,437 (2015-16)
Highest Playoff Average, League: .....	6,794 (1963-64)
Highest Regular Season and Playoff Total, League: .....	7,129,963 (2015-16)
Highest Regular Season and Playoff Average, League: .....	6,011 (2015-16)
Highest Regular Season Total, Team: .....	480,106 – Philadelphia Phantoms (1998-99)
Highest Regular Season Average, Team: .....	12,002 – Philadelphia Phantoms (1998-99)
Highest Playoff Total, Team: .....	116,095 – Manitoba Moose (2008-09)
Highest Playoff Average, Team: .....	11,522 – Philadelphia Phantoms (1996-97)
Largest Attendance, Regular Season Game: .....	45,653 ( <i>Adirondack Phantoms vs. Hershey, Citizens Bank Park, Philadelphia, 1/6/12</i> )
Largest Attendance, Calder Cup Playoff Game: .....	20,103 ( <i>Philadelphia Phantoms vs. Chicago, Wells Fargo Center, 6/10/05</i> )
Most Sellouts, One Team, One Season .....	40 – Wilkes-Barre/Scranton Penguins (2002-03, 2003-04)
Most Consecutive Sellouts, All Home Games (regular season) .....	231 – Utica Comets (4/10/15 to present)

## TOP AHL CROWDS

### ALL-TIME, REGULAR SEASON

Rank	Attendance	Date	Venue	Result
1.	45,653	Jan. 6, 2012	*Citizens Bank Park, Philadelphia, Pa.	Adirondack 4, Hershey 3 (OT)
2.	30,715	Nov. 22, 2014	Carrier Dome, Syracuse, N.Y.	Syracuse 2, Utica 1
3.	21,673	Feb. 19, 2011	*Rentschler Field, East Hartford, Conn.	Providence 5, Connecticut 4 (SO)
4.	21,508	Feb. 20, 2010	*New York State Fairgrounds, Syracuse, N.Y.	Syracuse 2, Binghamton 1
5.	20,672	Jan. 18, 1997	Greensboro Coliseum, Greensboro, N.C.	Carolina 5, Kentucky 4
6.	20,565	Jan. 21, 2012	*Ivor Wynne Stadium, Hamilton, Ont.	Toronto 7, Hamilton 2
7.	20,337	Dec. 30, 2013	*Comerica Park, Detroit, Mich.	Toronto 4, Grand Rapids 3 (SO)
8.	19,730	Feb. 10, 2001	Wells Fargo Center, Philadelphia, Pa.	Philadelphia 5, Syracuse 5 (OT)
9.	19,561	Feb. 22, 2013	Wells Fargo Center, Philadelphia, Pa.	W-B/Scranton 2, Adirondack 1
10.	19,532	Feb. 28, 1999	Wells Fargo Center, Philadelphia, Pa.	Philadelphia 3, Kentucky 3 (OT)

*\*indicates outdoor game*

### ALL-TIME, CALDER CUP PLAYOFFS

Rank	Attendance	Date	Venue	Result
1.	20,103	June 10, 2005	Wells Fargo Center, Philadelphia, Pa.	*Philadelphia 5, Chicago 2
2.	19,665	June 11, 2016	Quicken Loans Arena, Cleveland, Ohio	*Lake Erie 1, Hershey 0 (OT)
3.	17,428	June 12, 2003	Copps Coliseum, Hamilton, Ont.	*Houston 3, Hamilton 0
4.	17,380	June 10, 1998	Wachovia Spectrum, Philadelphia, Pa.	*Philadelphia 6, Saint John 1
5.	15,331	April 3, 1949	St. Louis Arena, St. Louis, Mo.	St. Louis 3, Providence 1
6.	15,132	June 3, 2002	Allstate Arena, Rosemont, Ill.	*Chicago 4, Bridgeport 3 (2OT)
7.	15,019	May 15, 1973	Buffalo Memorial Auditorium, Buffalo, N.Y.	*Cincinnati 5, Nova Scotia 1
8.	15,015	May 13, 2005	MTS Centre, Winnipeg, Man.	Manitoba 5, Rochester 2
9.	15,003	May 30, 2009	MTS Centre, Winnipeg, Man.	Hershey 5, Manitoba 4 (OT)
	15,003	June 12, 2009	MTS Centre, Winnipeg, Man.	*Hershey 4, Manitoba 1

*\*indicates Calder Cup-clinching game*

### ALL-TIME REGULAR SEASON

Rank	Attendance	Season
1.	6,693,526	2015-16
2.	6,675,786	2004-05
3.	6,668,914	2018-19
4.	6,583,341	2017-18
5.	6,510,295	2012-13

### ALL-TIME REGULAR SEASON AVERAGE

Rank	Average	Season
1.	5,981	2015-16
2.	5,960	2004-05
3.	5,904	2017-18
4.	5,895	2001-02
5.	5,823	2016-17

### ALL-TIME SINGLE SEASON (REGULAR SEASON AND PLAYOFFS)

Rank	Attendance	Season
1.	7,129,963	2015-16
2.	7,104,637	2018-19
3.	7,102,909	2004-05
4.	6,961,349	2017-18
5.	6,956,405	2016-17

### ALL-TIME SINGLE SEASON AVERAGE (REGULAR SEASON AND PLAYOFFS)

Rank	Average	Season
1.	6,011	2015-16
2.	5,924	2004-05
3.	5,894	2017-18
4.	5,835	2016-17
5.	5,823	2018-19



# AHL ATTENDANCE

## AHL ATTENDANCE SUMMARY (SINCE 1962)

-- Regular Season --			-- League Leader--		-- Sellouts--		-- Playoffs --			-- TOTAL --			
Season	GP	Attend.	Avg.	Team	Avg.	Team	Sellouts	GP	Attend.	Avg.	GP	Attend.	Avg.
1962-63	324	1,538,148	4,747	Quebec	6,529			23	131,554	5,720	347	1,669,702	4,812
1963-64	324	1,573,309	4,855	Quebec	8,043			17	115,505	6,794	341	1,688,814	4,953
1964-65	324	1,481,415	4,572	Quebec	7,538			24	146,375	6,099	348	1,627,790	4,678
1965-66	324	1,436,403	4,433	Hershey	6,029			21	103,623	4,934	345	1,540,026	4,464
1966-67	324	1,440,833	4,447	Hershey	6,445			23	128,692	5,595	347	1,569,525	4,523
1967-68	288	1,399,544	4,859	Quebec	6,034			24	141,478	5,895	312	1,541,022	4,939
1968-69	296	1,397,332	4,720	Hershey	6,035			25	135,563	5,432	321	1,532,895	4,775
1969-70	324	1,495,960	4,617	Buffalo	6,475			27	118,805	4,400	351	1,614,765	4,600
1970-71	288	1,301,919	4,520	Hershey	5,830			22	111,113	5,051	310	1,413,032	4,558
1971-72	418	2,054,710	4,915	Boston	11,255			36	206,798	5,744	454	2,261,508	4,981
1972-73	456	1,860,160	4,079	Hershey	5,883			36	156,882	4,358	492	2,017,042	4,100
1973-74	456	1,534,152	3,364	Rochester	5,710			35	180,834	5,167	491	1,714,986	3,493
1974-75	362	1,438,282	3,973	Hershey	5,825			41	180,006	4,390	403	1,618,288	4,016
1975-76	304	1,139,134	3,747	Hershey	5,778			20	80,404	4,020	324	1,219,538	3,764
1976-77	240	882,664	3,677	Hershey	4,663			18	74,900	4,161	258	957,564	3,711
1977-78	346	1,339,350	3,870	Rochester	4,653			26	108,856	4,187	372	1,448,206	3,893
1978-79	359	1,366,106	3,805	Maine	5,162			25	109,050	4,362	384	1,475,156	3,842
1979-80	399	1,540,084	3,859	Maine	5,416			37	215,470	5,824	436	1,755,554	4,027
1980-81	360	1,421,114	3,947	Maine	5,239			42	206,043	4,906	402	1,627,157	4,048
1981-82	440	1,694,500	3,851	Maine	5,001			33	164,314	4,979	473	1,858,814	3,930
1982-83	520	1,942,637	3,735	Rochester	5,468			40	193,214	4,830	560	2,135,851	3,814
1983-84	520	1,815,210	3,490	Rochester	5,522			41	194,718	4,749	561	2,009,928	3,583
1984-85	520	1,850,220	3,558	Rochester	6,390			36	135,559	3,766	556	1,985,779	3,572
1985-86	520	1,750,560	3,366	Rochester	6,079			40	152,012	3,800	560	1,902,522	3,397
1986-87	520	1,834,206	3,527	Rochester	6,053	Rochester	12	41	180,859	4,590	561	2,015,065	3,592
1987-88	560	1,982,763	3,540	Rochester	6,369	Rochester	15	35	143,202	4,091	595	2,125,965	3,573
1988-89	560	2,171,909	3,878	Rochester	6,394	Adirondack	19	38	180,798	4,758	598	2,352,707	3,934
1989-90	560	2,256,122	4,028	Rochester	6,507	Cape Breton	33	41	211,876	5,165	601	2,467,998	4,106
1990-91	600	2,315,938	3,859	Rochester	6,387	Cape Breton	36	41	183,225	4,469	641	2,499,163	3,899
1991-92	600	2,278,339	3,797	Rochester	6,070	Cape Breton	28	59	240,837	4,082	659	2,519,176	3,823
1992-93	640	2,578,272	4,028	Providence	9,279	Cape Breton	21	57	230,675	4,047	697	2,808,947	4,030
1993-94	640	2,759,545	4,311	Providence	9,203	Portland	16	58	234,819	4,049	698	2,994,364	4,290
1994-95	640	3,162,626	4,941	Providence	9,015	Portland	23	56	235,325	4,202	696	3,397,951	4,882
1995-96	720	3,429,200	4,762	Providence	7,874	Syracuse	18	74	327,721	4,429	794	3,756,921	4,732
1996-97	720	3,802,829	5,281	Philadelphia	9,182	Syracuse	11	76	415,712	5,470	796	4,218,541	5,300
1997-98	720	4,068,153	5,650	Philadelphia	11,809	Hershey	12	68	371,233	5,459	788	4,439,386	5,634
1998-99	760	4,149,750	5,460	Philadelphia	12,002	Hershey	14	69	326,116	4,726	829	4,475,866	5,399
1999-2000	760	4,311,307	5,672	Philadelphia	10,038	W-B/Scranton	26	70	348,524	4,979	830	4,659,831	5,614
2000-01	800	4,378,109	5,472	Philadelphia	8,571	W-B/Scranton	33	70	332,392	4,748	870	4,710,501	5,414
2001-02	1,080	6,366,996	5,895	Philadelphia	8,450	W-B/Scranton	39	81	323,424	3,993	1,161	6,690,420	5,763
2002-03	1,120	6,360,885	5,679	Manchester	8,986	W-B/Scranton	40	81	346,537	4,278	1,201	6,707,422	5,585
2003-04	1,120	6,266,152	5,594	Manchester	9,140	W-B/Scranton	40	93	370,760	3,986	1,213	6,636,912	5,471
2004-05	1,120	6,675,786	5,960	Chicago	9,209	W-B/Scranton	29	79	427,123	5,406	1,199	7,102,909	5,924
2005-06	1,080	5,926,660	5,487	Manchester	8,612	W-B/Scranton	21	84	375,370	4,469	1,164	6,302,030	5,414
2006-07	1,080	5,909,687	5,471	Hershey	8,671	W-B/Scranton	15	84	368,751	4,390	1,164	6,278,438	5,393
2007-08	1,160	6,112,703	5,269	Hershey	8,770	W-B/Scranton	10	88	372,476	4,232	1,248	6,485,179	5,196
2008-09	1,160	5,933,381	5,114	Hershey	8,987	Hershey	10	84	423,831	5,045	1,244	6,357,212	5,110
2009-10	1,160	5,915,480	5,099	Hershey	9,520	Hershey	14	84	350,245	4,170	1,244	6,265,725	5,037
2010-11	1,200	6,455,951	5,379	Hershey	9,800	Hershey	19	91	419,801	4,613	1,291	6,875,752	5,326
2011-12	1,140	6,426,934	5,637	Hershey	9,872	St. John's	38	67	327,353	4,885	1,207	6,754,287	5,595
2012-13	1,140	6,510,295	5,710	Hershey	10,046	St. John's	38	72	316,986	4,402	1,212	6,827,081	5,621
2013-14	1,140	6,158,350	5,402	Hershey	9,664	St. John's	38	73	333,258	4,565	1,213	6,491,608	5,351
2014-15	1,140	6,279,281	5,508	Hershey	9,791	Utica	27	71	309,567	4,360	1,211	6,588,848	5,440
2015-16	1,120	6,693,526	*5,981	Hershey	9,789	Utica	38	67	436,437	6,513	1,187	7,129,963	*6,011
2016-17	1,116	6,498,733	5,823	Hershey	9,309	Utica	38	76	457,672	6,022	1,192	6,956,405	5,835
2017-18	1,116	6,583,341	*5,904	San Diego	9,305	Utica	38	66	378,008	5,727	1,182	6,961,349	*5,894
2018-19	1,150	6,668,914	5,799	San Diego	9,021	Utica	38	71	435,723	6,136	1,221	7,104,637	5,823
2019-20	941	5,211,579	5,538	Cleveland	9,043	Utica	31	--	--	--	941	5,211,579	5,544
2020-21	466	239,043	**1,757	Cleveland	3,825	Utica	10	11	21,256	2,657	477	260,299	**1,807
2021-22	1,118	5,174,494	**4,699	Hershey	7,935	Utica	36	78	417,397	4,742	1,196	5,591,891	**4,742

\*Does not include one game (at Charlotte) closed to public.

\*\*Arena capacities limited due to COVID-19 pandemic. Averages do not include games which were closed to the public.



# HEAD COACHES REGISTER

Head Coach	Teams	Years	Seasons	GP	W	L	T	OTL	SOL	Pts%	Division Titles	Calder Cups	Notes
Adam, Doug	Rochester Americans	1971-72	1	37	12	20	5	--	--	.392	0	0	
Agnew, Gary	Syracuse Crunch	2000-06	6	480	220	177	43	33	7	.545	1	0	
Alexander, Claire	St. Catharines Saints	1984-86	2	92	28	58	6	--	--	.337	0	0	
Allen, Scott	TOTALS		4	205	86	92	8	13	6	.485	0	0	
	San Antonio Rampage	2002-04	2										
	Portland Pirates	2015-16	1										
	Hershey Bears	2021-22	1										
Allison, Dave	TOTALS		7	499	232	213	20	20	14	.519	1	0	
	Prince Edward Island Senators	1994-96	2										
	Milwaukee Admirals	2001-02	1										
	Iowa Stars	2005-08	3										
	Peoria Rivermen	2012-13	1										
Anderson, Jim	Springfield Indians/Kings	69-70, 75-76	2	123	55	60	8	--	--	.480	0	0	
Anderson, John	Chicago Wolves	01-08, 13-16	10	788	424	270	24	42	28	.598	3	2	
Anderson, Tommy	Pittsburgh Hornets	1950-51	1	71	31	33	7	--	--	.486	0	0	
Angotti, Lou	TOTALS		3	170	64	90	16	--	--	.424	1	0	
	New Brunswick Hawks	1979-80	1										
	Erie Blades	1981-82	1										
	Baltimore Skipjacks	1982-83	1										
Anzalone, Frank	TOTALS		2	160	59	77	22	2	--	.444	1	0	
	Newmarket Saints	1990-91	1										
	Lowell Lock Monsters	1998-99	1										
Appert, Seth	Rochester Americans	2020-	2	105	48	44	--	9	4	.519	0	0	
Armstrong, Bill	Providence Bruins	2000-02	2	160	70	64	18	8	--	.519	0	0	
Army, Tim	TOTALS		7	485	222	177	26	40	20	.546	0	0	
	Portland Pirates	2002-05	3										
	Iowa Wild	2018-	4										
Arniel, Scott	TOTALS		5	396	218	136	--	21	21	.604	2	0	
	Manitoba Moose	2006-10	4										
	Chicago Wolves	2012-13	1										
Aurie, Larry	Pittsburgh Hornets	1938-44	6	330	129	162	39	--	--	.450	0	0	
Babcock, Mike	Cincinnati Mighty Ducks	2000-02	2	160	74	59	20	7	--	.547	0	0	
Bannister, Drew	TOTALS		3	213	98	87	--	19	9	.526	0	0	
	San Antonio Rampage	2018-20	2										
	Springfield Thunderbirds	2021-	1										
Barber, Bill	TOTALS		6	383	215	118	40	10	--	.627	3	1	
	Hershey Bears	84-85, 95-96	2										
	Philadelphia Phantoms	1996-2000	4										
Barkley, Doug	Tidewater/Virginia Wings	71-73, 74-75	3	187	82	71	34	--	--	.529	1	0	
Baseggio, Dave	TOTALS		3	240	113	99	--	12	16	.529	0	0	
	Bridgeport Sound Tigers	2005-06	1										
	Peoria Rivermen	2006-08	2										
Bastien, Aldege "Baz"	Pittsburgh Hornets	49-50, 53-54, 61-62, 66-67	4	197	94	81	22	--	--	.533	1	1	
Baxter, Paul	Saint John Flames	1995-97	2	160	63	66	24	7	--	.491	0	0	
Bednar, Jared	TOTALS		4	308	162	113	--	19	14	.580	0	1	
	Peoria Rivermen	2010-12	2										
	Springfield Falcons	2014-15	1										
	Lake Erie Monsters	2015-16	1										
Beisler, Frank	TOTALS		7	424	170	224	30	--	--	.436	1	1	
	Buffalo Bisons	1945-47	2										
	Washington Lions	1948-49	1										
	New Haven Ramblers	1950-51	1										
	Syracuse Warriors	1951-54	3										
Belisle, Dan	Philadelphia Firebirds	1977-78	1	81	35	35	11	--	--	.500	0	0	
Berry, Bob	Springfield Indians	1977-78	1	23	12	8	3	--	--	.587	0	0	
Berube, Craig	TOTALS		3	162	93	48	--	13	8	.639	1	0	
	Philadelphia Phantoms	2006-08	2										
	Chicago Wolves	2016-17	1										
Beverley, Nick	New Haven Nighthawks	81-85, 87-88	5	283	124	135	24	--	--	.481	0	0	
Bingham, Pat	Bridgeport Sound Tigers	2010-11	1	65	24	30	--	4	7	.454	0	0	
Blake, Toe	Buffalo Bisons	1948-49	1	39	21	13	5	--	--	.603	0	0	
Blashill, Jeff	Grand Rapids Griffins	2012-15	3	228	134	71	--	12	11	.638	2	1	
Boehm, Ron	Boston Braves	1972-73	1	23	8	9	6	--	--	.478	0	0	co-coach with Matt Ravlich (72-73)
Bonneau, Jimmy	San Jose Barracuda	2019-20	1	33	12	16	--	5	0	.439	0	0	co-coach with Michael Chiasson (19-20)
Bordeleau, Paulin	TOTALS		8	584	253	267	62	2	--	.488	1	0	
	Halifax Citadels	1989-90	1										
	Fredericton Canadiens	1990-97	7										
Bouchard, Joel	TOTALS		4	242	111	100	--	18	13	.523	1	0	
	Laval Rocket	2018-21	3										
	San Diego Gulls	2021-22	1										
Boucher, George	Springfield Indians	1936-38	2	96	32	47	17	--	--	.422	0	0	
Boucher, Guy	Hamilton Bulldogs	2009-10	1	80	52	17	--	3	8	.719	1	0	
Boudreau, Bruce	TOTALS		9	655	340	216	41	38	20	.595	2	1	
	Lowell Lock Monsters	1999-2001	2										
	Manchester Monarchs	2001-05	4										
	Hershey Bears	2005-08	3										
Bowness, Rick	TOTALS		5	373	142	189	40	2	--	.437	0	0	
	Sherbrooke Jets	1982-83	1										
	Moncton Hawks	1987-89	2										
	Maine Mariners	1989-91	2										
Boyd, Yank	Providence Reds	1944-46	2	122	46	64	12	--	--	.426	0	0	
Broda, Turk	Quebec Aces	1969-70	1	72	27	39	6	--	--	.417	0	0	
Brooks, Herb	Utica Devils	1991-92	1	80	34	40	6	--	--	.463	0	0	
Brooks, Ross	Rhode Island Reds	1976-77	1	29	5	22	2	--	--	.207	0	0	
Brophy, John	TOTALS		5	354	157	163	34	--	--	.492	0	0	
	Hampton Gulls	1977-78	1										
	Nova Scotia Voyageurs	1981-84	3										
	St. Catharines Saints	1985-86	1										









# HEAD COACHES REGISTER

Head Coach	Teams	Years	Seasons	GP	W	L	T	OTL	SOL	Pts%	Division Titles	Calder Cups	Notes
Gilbert, Rod	New Haven Nighthawks	1980-81	1	80	29	40	11	--	--	.431	0	0	
Gillis, Paul	Springfield Falcons	1994-95	1	80	31	37	12	--	--	.463	0	0	
Glover, Fred	Cleveland Barons	1962-68	6	432	194	196	42	--	--	.498	0	1	
Goldsworthy, Roy	Buffalo Bisons	1947-52	5	305	153	128	24	--	--	.541	2	0	
Goodfellow, Ebbie	St. Louis Flyers	1947-50	3	206	97	82	27	--	--	.536	1	0	
Gordon, Jack	Cleveland Barons	56-62, 68-70	8	549	267	234	48	--	--	.530	1	1	
Gordon, Scott	TOTALS		12	757	407	262	14	36	38	.596	3	0	
	Providence Bruins	2002-08	6										
	Lehigh Valley Phantoms	2015-21	6										
Goring, Butch	Capital District Islanders	1990-93	3	240	94	114	32	--	--	.458	0	0	
Graham, Dirk	Springfield Falcons	2004-06	2	160	52	90	--	9	9	.381	0	0	
Graham, Neil	Texas Stars	2019-	3	147	67	61	--	11	8	.520	0	0	
Granato, Don	TOTALS		7	468	231	172	44	17	4	.563	1	0	
	Worcester IceCats	2000-05	5										
	Chicago Wolves	2008-10	2										
Green, Gary	Hershey Bears	1979-80	1	14	6	7	1	--	--	.464	0	0	
Green, Travis	Utica Comets	2013-17	4	304	155	110	--	27	12	.574	1	0	
Groulx, Benoit	TOTALS		8	558	294	202	--	30	32	.582	2	0	
	Rochester Americans	2008-10	2										
	Syracuse Crunch	2016-	6										
Guidolin, Aldo	Baltimore Clippers	62-64, 68-69	3	186	86	85	15	--	--	.503	0	0	
Guidolin, Bep	TOTALS		3	209	90	90	29	--	--	.500	1	0	
	Boston Braves	1971-73	2										
	Philadelphia Firebirds	1978-79	1										
Guilbault, George	Sherbrooke Jets	1983-84	1	9	0	9	0	--	--	.000	0	0	
Gulutzan, Glen	Texas Stars	2009-11	2	160	87	56	--	7	10	.597	0	0	
Hajt, Chris	Ontario Reign	2021-22	1	18	8	8	--	1	1	.500	0	0	co-coach with Craig Johnson (21-22)
Hamel, Jean	Sherbrooke Canadiens	1988-90	2	160	92	47	21	--	--	.641	2	0	
Hamilton, Chuck	Hershey Bears	1973-79	6	438	187	199	52	--	--	.486	1	1	
Hanlon, Glen	Portland Pirates	1999-2002	3	240	110	94	29	7	--	.533	0	0	
Hanna, John	TOTALS		3	140	47	83	10	--	--	.371	0	0	
	Jacksonville Barons	1973-74	1										
	Syracuse Eagles	1974-75	1										
	Springfield Indians	1976-77	1										
Hardy, Joe	Binghamton Broome Dusters	1978-79	1	79	32	42	5	--	--	.437	0	0	
Harris, Ted	Springfield Indians	1978-79	1	27	9	15	3	--	--	.389	0	0	
Hartley, Bob	TOTALS		4	320	151	120	33	16	--	.548	0	1	
	Cornwall Aces	1994-96	2										
	Hershey Bears	1996-98	2										
Haviland, Mike	TOTALS		4	316	176	104	--	19	17	.614	0	0	
	Norfolk Admirals	2005-07	2										
	Rockford IceHogs	2007-08	1										
	Hershey Bears	2013-14	1										
Hay, Don	Utah Grizzlies	2001-04	3	240	104	105	16	15	--	.498	0	0	
Heller, Ott	Indianapolis Capitals	1948-52	4	276	134	110	32	--	--	.543	0	1	
Henderson, Murray	Hershey Bears	1952-56	4	262	116	128	18	--	--	.477	0	0	
Henning, Lorne	Springfield Indians	1984-85	1	80	36	40	4	--	--	.475	0	0	
Herbers, Ian	Milwaukee Admirals	2011-12	1	59	30	23	--	2	4	.559	0	0	
Hergesheimer, Phil	Philadelphia Rockets	1946-47	1	64	5	52	7	--	--	.133	0	0	
Hickey, Pat	New Haven Nighthawks	1990-91	1	46	12	29	5	--	--	.315	0	0	co-coach with Nick Fotiu (90-91)
Hill, Al	Binghamton Rangers	1993-95	2	160	76	68	16	--	--	.525	1	0	
Himes, Norm	New Haven Eagles	1936-37	1	48	14	28	6	--	--	.354	0	0	
Hitchman, Lionel	Springfield Indians	1938-39	1	9	3	6	0	--	--	.333	0	0	
Holick, Mark	Syracuse Crunch	2010-12	2	114	50	53	--	6	5	.487	0	0	
Horachek, Peter	TOTALS		2	91	36	33	14	7	1	.516	0	0	
	Milwaukee Admirals	2002-03	1										
	San Antonio Rampage	2013-14	1										
Houle, Jean-Francois	Laval Rocket	2021-	1	72	39	26	--	5	2	.590	0	0	
Huffman, Kerry	Lehigh Valley Phantoms	2018-19	1	50	24	21	--	3	2	.530	0	0	
Hughes, Donnie	Pittsburgh Hornets	1936-38	2	96	43	40	13	--	--	.516	0	0	
Hughes, Jim	Manchester Monarchs	2005-06	1	80	43	30	--	3	4	.581	0	0	
Hunt, Curtis	Binghamton Senators	2008-09	1	33	16	14	--	2	1	.530	0	0	
Hunt, Fred	Buffalo Bisons	58-59, 66-67	2	74	14	53	7	--	--	.236	0	0	
Hunter, Mark	St. John's Maple Leafs	1996-97	1	80	36	28	10	6	--	.550	1	0	
Huska, Ryan	TOTALS		4	280	135	118	--	17	10	.530	0	0	
	Adirondack Flames	2014-15	1										
	Stockton Heat	2015-18	3										
Hynes, John	Wilkes-Barre/Scranton Penguins	2010-15	5	384	231	126	--	10	17	.637	1	0	
Imlach, Punch	Springfield Indians	1956-57	1	64	19	41	4	--	--	.328	0	0	
Inglis, Billy	Rochester Americans	1979-80	1	80	28	42	10	--	--	.413	0	0	
Inness, Gary	Hershey Bears	1981-85	4	254	104	124	26	--	--	.461	0	0	
Ireland, Greg	TOTALS		6	370	193	140	--	15	22	.572	1	0	
	Grand Rapids Griffins	2004-07	3										
	San Antonio Rampage	2007-10	3										
Irwin, Ivan	Providence Reds	1965-66	1	72	20	49	3	--	--	.299	0	0	
Ivan, Tommy	Indianapolis Capitals	1946-47	1	64	33	18	13	--	--	.617	0	0	
Jarvis, Doug	TOTALS		3	184	90	63	13	12	6	.573	1	0	
	Binghamton Whalers	1987-88	1										
	Hamilton Bulldogs	2003-05	2										
Jeffrey, Larry	Tidewater Wings	1971-72	1	27	8	16	3	--	--	.352	0	0	
Jessiman, Earl	Fredericton Express	1983-85	2	160	81	66	13	--	--	.547	1	0	
Jodoin, Clement	TOTALS		3	236	92	108	29	2	5	.466	0	0	
	Halifax Citadels	1990-92	2										
	Hamilton Bulldogs	2011-12	1										
Johnson, Ching	Washington Lions	1941-43	2	112	34	64	14	--	--	.366	0	0	
Johnson, Craig	Ontario Reign	2021-22	1	18	8	8	--	1	1	.500	0	0	co-coach with Chris Hajt (21-22)
Johnson, Jim	Norfolk Admirals	2009-10	1	22	15	5	--	1	1	.727	0	0	
Johnston, Eddie	New Brunswick Hawks	1978-79	1	80	41	29	10	--	--	.575	0	0	
Julien, Claude	Hamilton Bulldogs	2000-03	3	205	98	77	19	11	--	.551	0	0	
Kaminsky, Max	Pittsburgh Hornets	1944-47	3	186	91	68	27	--	--	.562	0	0	



# HEAD COACHES REGISTER

Head Coach	Teams	Years	Seasons	GP	W	L	T	OTL	SOL	Pts%	Division Titles	Calder Cups	Notes
Kasper, Steve	Providence Bruins	1994-95	1	80	39	30	11	--	--	.556	0	0	
Keefe, Sheldon	Toronto Marlies	2015-20	5	319	199	89	--	22	9	.672	2	1	
Keenan, Mike	Rochester Americans	1980-83	3	240	116	98	26	--	--	.538	1	1	
Kehoe, Rick	Wilkes-Barre/Scranton Penguins	2005-06	1	3	2	1	--	0	0	.667	0	0	co-coach with Joe Mullen (05-06)
Kelly, Pat	TOTALS		2	82	24	46	12	--	--	.366	0	0	
	Rochester Americans	1978-79	1										
	Binghamton Broome Dusters	1979-80	1										
Kilrea, Wally	Philadelphia Rockets	1947-49	2	136	37	89	10	--	--	.309	0	0	
King, Derek	Rockford IceHogs	2018-22	4	165	72	81	--	6	6	.473	0	0	
Kinnear, Geordie	TOTALS		5	361	170	150	--	31	10	.528	1	0	
	Springfield Thunderbirds	2016-20	4										
	Charlotte Checkers	2021-	1										
Kirk, Bobby	Buffalo Bisons	1958-59	1	68	38	26	4	--	--	.588	1	0	
Kish, Larry	TOTALS		7	561	239	272	47	--	3	.471	1	0	
	Binghamton Broome Dusters	1977-78	1										
	Springfield Indians	1979-80	1										
	Binghamton Whalers	1980-82	2										
	Nova Scotia Oilers	1984-87	3										
Kleinendorst, Kurt	TOTALS		9	636	255	311	--	34	36	.456	0	1	
	Lowell Devils	2006-09	3										
	Binghamton Senators	10-12, 16-17	3										
	Iowa Wild	2013-15	2										
	Belleville Senators	2017-18	1										
Knoblauch, Kris	Hartford Wolf Pack	2019-	3	158	77	61	--	13	7	.551	0	0	
Kowalsky, Rick	TOTALS		8	612	281	249	--	37	45	.526	0	0	
	Albany Devils	2010-17	7										
	Binghamton Devils	2017-18	1										
Kraftcheck, Steve	Rochester Americans	1958-61	3	142	75	56	11	--	--	.567	0	0	
Kromm, Rich	Carolina Monarchs	1995-97	2	160	56	81	15	8	--	.422	0	0	
Kumpel, Mark	Portland Pirates	1998-99	1	80	23	48	7	2	--	.344	0	0	
Kurtenbach, Orland	Springfield Indians	1982-83	1	80	31	43	6	--	--	.425	0	0	
Kyle, Walt	TOTALS		3	240	100	99	29	12	--	.502	0	0	
	Baltimore Bandits	1995-96	1										
	Hamilton Bulldogs	1998-2000	2										
Laird, Rob	TOTALS		4	300	130	133	37	--	--	.495	0	0	
	Baltimore Skipjacks	1990-92	2										
	Moncton Hawks	1992-94	2										
Lalonde, Derek	Iowa Wild	2016-18	2	152	69	58	--	17	8	.536	0	0	
Lamb, Mark	Tucson Roadrunners	2016-17	1	68	29	31	--	8	0	.485	0	0	
Lambert, Dan	Rochester Americans	2016-17	1	76	32	41	--	0	3	.441	0	0	
Lambert, Lane	Milwaukee Admirals	2007-11	4	320	178	103	--	15	24	.617	2	0	
Lane, Gord	Springfield Indians	1987-88	1	80	27	44	8	1	--	.394	0	0	
Lapointe, Ron	Fredericton Express	1986-88	2	103	46	46	3	3	5	.500	0	0	
Laperriere, Ian	Lehigh Valley Phantoms	2021-	1	76	29	32	--	10	5	.480	0	0	
Larsen, Brad	Springfield Falcons	2012-14	2	152	92	45	--	6	9	.655	2	0	
Larose, Claude	Binghamton Whalers	1988-89	1	80	28	46	6	--	--	.388	0	0	
Lavigne, Eric	Quebec Citadelles	2000-02	2	141	64	53	17	7	--	.539	1	0	
Lavolette, Peter	Providence Bruins	1998-2000	2	160	89	54	10	7	--	.609	1	1	
Laxdal, Derek	Texas Stars	2014-20	6	405	198	152	--	35	20	.557	0	0	
Leach, Jay	TOTALS		5	353	154	150	47	2	--	.506	2	0	
	Springfield Indians	1991-93	2										
	Hershey Bears	1993-96	3										
Leach, Jay	TOTALS		5	243	139	77	--	16	11	.628	2	0	
	Wilkes-Barre/Scranton Penguins	2015-16	1										
	Providence Bruins	2017-21	4										
LeBlanc, J.P.	Adirondack Red Wings	1979-81	2	86	38	41	7	--	--	.483	0	1	co-coach with Tom Webster (79-81)
LeDuc, Albert	Providence Reds	1936-37	1	48	21	20	7	--	--	.510	0	0	
Lefebvre, Sylvain	TOTALS		6	456	188	210	--	37	21	.476	0	0	
	Hamilton Bulldogs	2012-15	3										
	St. John's IceCaps	2015-17	2										
	Laval Rocket	2017-18	1										
Lemieux, Bob	Virginia Wings	1973-74	1	76	22	44	10	--	--	.355	0	0	
Lepine, Pit	New Haven Eagles	1938-39	1	54	14	30	10	--	--	.352	0	0	
Lever, Don	TOTALS		8	619	322	233	21	14	29	.572	2	1	
	Rochester Americans	1990-92	2										
	Hamilton Bulldogs	2005-09	4										
	Chicago Wolves	2009-11	2										
Lewis, Herb	Indianapolis Capitals	1939-43	4	224	106	86	32	--	--	.545	2	1	
Ley, Rick	Binghamton Whalers	1982-83	1	44	22	17	5	--	--	.557	0	0	
Love, Mitch	TOTALS		1	68	45	16	--	5	2	.713	1	0	
	Stockton Heat	2021-22	1										
	Calgary Wranglers	2022-											
Low, Ron	TOTALS		2	160	62	81	15	2	--	.441	0	0	
	Nova Scotia Oilers	1987-88	1										
	Cape Breton Oilers	1988-89	1										
Ludzik, Steve	San Antonio Rampage	2003-05	2	92	35	48	1	3	5	.429	0	0	
MacAdam, Al	St. John's Maple Leafs	1997-2000	3	240	82	112	33	13	--	.438	0	0	
MacAdam, Don	TOTALS		5	400	161	195	44	--	--	.458	0	0	
	Cape Breton Oilers	1989-92	3										
	New Haven Senators	1992-93	1										
	Prince Edward Island Senators	1993-94	1										
MacDonald, Blair	Fredericton Express	1987-88	1	54	26	23	5	0	--	.528	0	0	
MacDonald, Parker	TOTALS		8	562	267	222	73	--	--	.540	2	0	
	Cleveland Barons	1970-71	1										
	New Haven Nighthawks	72-74, 75-80	7										
Mackell, Fleming	Quebec Aces	1960-61	1	26	11	15	0	--	--	.423	0	0	
MacLean, A.J.	Toronto Marlies	2019-20	1	12	7	5	--	0	0	.583	0	0	co-coach with Rob Davison (19-20)
MacLean, Cail	Stockton Heat	2018-21	3	153	72	65	--	10	6	.523	0	0	
MacLean, Doug	Baltimore Skipjacks	1989-90	1	35	17	13	5	--	--	.557	0	0	
MacLean, John	Lowell Devils	2009-10	1	80	39	31	--	4	6	.550	0	0	



# HEAD COACHES REGISTER

Head Coach	Teams	Years	Seasons	GP	W	L	T	OTL	SOL	Pts%	Division Titles	Calder Cups	Notes
MacNeil, Al	Montreal/Nova Scotia Voyageurs	69-70, 71-77	7	531	304	149	78	--	--	.646	4	3	
MacTavish, Craig	Chicago Wolves	2011-12	1	76	42	27	--	4	3	.599	1	0	
Madden, John	Cleveland Monsters	2016-19	3	228	101	99	--	19	9	.504	0	0	
Mahoney, Bill	Adirondack Red Wings	1982-83	1	80	36	39	5	--	--	.481	0	0	
Mahovich, Peter	Cape Breton Oilers	1994-95	1	80	27	44	9	--	--	.394	0	0	
Mann, Troy	TOTALS		8	550	295	197	--	34	24	.589	3	0	
	Hershey Bears	2014-18	4										
	Bellefonte Senators	2018-	4										
Mantha, Moe	TOTALS		4	320	118	150	36	16	--	.450	0	0	
	Baltimore Bandits	1996-97	1										
	Cincinnati Mighty Ducks	1997-2000	3										
Markle, Jack	Syracuse Stars	1939-40	1	56	20	27	9	--	--	.438	0	0	
Marshall, Dan	Bridgeport Sound Tigers	2006-07	1	80	36	37	--	1	6	.494	0	0	
Martin, Jacques	Cornwall Aces	1993-94	1	80	33	36	11	--	--	.481	0	0	
Mathers, Frank	Hershey Bears	56-73, 84-85	18	1257	610	513	134	--	--	.539	4	3	
Mattiusi, Dick	Rochester Americans	1974-76	2	152	84	50	18	--	--	.612	0	0	
Maurice, Paul	Toronto Marlies	2005-06	1	80	41	29	--	6	4	.575	0	0	
Maxner, Wayne	Adirondack Red Wings	1980-81	1	20	9	10	1	--	--	.475	0	0	
McCambridge, Keith	TOTALS		7	532	242	227	--	36	27	.514	1	0	
	St. John's IceCaps	2011-15	4										
	Manitoba Moose	2015-16	1										
	Hartford Wolf Pack	2017-19	2										
McCammon, Bob	Maine Mariners	1977-82	5	341	188	115	38	--	--	.607	3	2	
McCarthy, John	San Jose Barracuda	2022-											
McCarthy, Kevin	TOTALS		5	400	186	153	47	14	--	.541	1	0	
	Hershey Bears	1989-90	1										
	Springfield Indians	1995-97	2										
	Beast of New Haven	1997-99	2										
McCutcheon, Brian	Rochester Americans	1997-2000	3	240	128	81	27	4	--	.598	2	0	
McDonald, Bucko	Rochester Americans	1958-59	1	14	4	9	1	--	--	.321	0	0	
McGill, Ryan	TOTALS		7	560	285	192	24	30	29	.583	2	0	
	Hartford Wolf Pack	2002-05	3										
	Omaha Ak-Sar-Ben Knights	2005-07	2										
	Quad City Flames	2007-09	2										
McGuire, E.J.	TOTALS		3	240	104	102	27	7	--	.504	0	0	
	Maine Mariners	1991-92	1										
	Hartford Wolf Pack	1997-99	2										
McIlhargey, Jack	TOTALS		7	560	210	281	57	12	--	.437	0	0	
	Hamilton Canucks	1992-94	2										
	Syracuse Crunch	1994-99	5										
McKay, Doug Jr.	Binghamton Whalers	1989-90	1	80	11	60	9	--	--	.194	0	0	
McKay, Doug Sr.	Adirondack Red Wings	1981-82	1	80	34	37	9	--	--	.481	0	0	
McLellan, Todd	Houston Aeros	2001-05	4	320	154	111	31	18	6	.567	1	1	
McLenahan, Rollie	Rochester Americans	1957-58	1	70	29	35	6	--	--	.457	0	0	
McSorley, Marty	Springfield Falcons	2002-04	2	160	60	81	16	3	--	.434	0	0	
McVie, Tom	TOTALS		10	722	328	320	62	7	5	.506	1	0	
	Maine Mariners	1982-87	5										co-coach with John Paddock (84-85)
	Utica Devils	1987-91	4										
	Providence Bruins	1997-98	1										
Meeker, Howie	Pittsburgh Hornets	1954-56	2	128	74	42	12	--	--	.625	1	1	
Melnyk, Gerry	Maine Mariners	1981-82	1	4	3	1	0	--	--	.750	0	0	
Melrose, Barry	Adirondack Red Wings	1989-92	3	240	115	100	25	--	--	.531	0	1	
Mendelson, Leigh	Norfolk Admirals	2009-10	1	16	7	7	--	0	2	.500	0	0	
Merkosky, Glenn	Adirondack Red Wings	1996-99	3	240	90	113	29	8	--	.452	0	0	
Messier, Doug	Moncton Alpines	1982-84	2	160	66	79	15	--	--	.459	0	0	
Migay, Rudy	TOTALS		2	144	49	69	26	--	--	.431	0	0	
	Rochester Americans	1962-63	1										
	Baltimore Clippers	1969-70	1										
Milbury, Mike	Maine Mariners	1987-89	2	160	76	65	15	4	--	.534	1	0	
Mitchell, Bill	Springfield Indians	1955-56	1	64	17	45	2	--	--	.281	0	0	
Mitchell, Herb	Hershey Bears	1938-41	3	166	82	65	19	--	--	.551	1	0	
Mitchell, Johnny	TOTALS		6	311	132	145	34	--	--	.479	1	0	
	Springfield Indians	1938-42	4										
	Providence Reds	1943-44	1										
	St. Louis Flyers	1950-51	1										
Molleken, Lorne	TOTALS		3	240	97	101	29	13	--	.492	0	0	
	Cape Breton Oilers	1995-96	1										
	Hamilton Bulldogs	1996-98	2										
Moore, Greg	Toronto Marlies	2019-	3	141	65	67	--	5	4	.493	0	0	
Morris, Mark	TOTALS		9	704	374	256	--	30	44	.584	2	0	
	Manchester Monarchs	2006-14	8										
	Charlotte Checkers	2015-16	1										
Morrison, Jim	Baltimore Clippers	1972-75	3	167	68	75	24	--	--	.479	1	0	
Morrison, Mark	Manitoba Moose	2021-	1	72	41	24	--	5	2	.618	0	0	
Mougenel, Ryan	Providence Bruins	2021-	1	72	36	25	--	5	6	.576	0	0	
Mowers, John	Indianapolis Capitals	1947-48	1	68	32	30	6	--	--	.515	0	0	
Muckler, John	TOTALS		6	431	190	188	53	--	--	.502	1	0	
	Cleveland/Jacksonville Barons	1971-73	2										
	Providence/Rhode Island Reds	1973-77	4										
Mullen, Joe	Wilkes-Barre/Scranton Penguins	2005-06	1	55	30	17	--	3	5	.618	1	0	3 games as co-coach with Rick Kehoe (05-06)
Muller, Kirk	Milwaukee Admirals	2011-12	1	17	10	6	--	0	1	.618	0	0	
Murray, Al	Springfield Indians	1965-66	1	21	5	16	0	--	--	.238	0	0	
Murray, Bryan	Hershey Bears	1980-82	2	93	53	31	9	--	--	.618	1	0	
Murray, Rob	Providence Bruins	2008-11	3	240	117	103	--	10	10	.529	0	0	
Murray, Terry	TOTALS		5	352	150	174	5	12	11	.466	0	0	
	Baltimore Skipjacks	1988-90	2										
	Adirondack Phantoms	2012-14	2										
	Lehigh Valley Phantoms	2014-15	1										
Nachbaur, Don	Binghamton Senators	2009-10	1	80	36	35	--	6	3	.506	0	0	



# HEAD COACHES REGISTER

Head Coach	Teams	Years	Seasons	GP	W	L	T	OTL	SOL	Pts%	Division Titles	Calder Cups	Notes
Nelson, Todd	<b>TOTALS</b>		8	561	309	189	--	16	47	.607	1	1	
	Oklahoma City Barons	2010-15	5										
	Grand Rapids Griffins	2015-18	3										
	Hershey Bears	2022-											
Nighbor, Frank	<b>Buffalo Bisons</b>	<b>1936-37</b>	1	11	3	8	0	--	--	.273	0	0	
Noel, Claude	<b>TOTALS</b>		5	400	226	124	7	18	25	.628	2	1	
	Milwaukee Admirals	2003-07	4										
	Manitoba Moose	2010-11	1										
Nolet, Simon	<b>Fredericton Express</b>	<b>1987-88</b>	1	3	2	1	0	0	--	.667	0	0	<i>co-coach with Marc Crawford (87-88)</i>
Oates, Adam	<b>Hershey Bears</b>	<b>2012-13</b>	1	16	6	9	--	1	0	.406	0	0	<i>co-coach with Mark French (12-13)</i>
O'Connell, Mike	<b>Providence Bruins</b>	<b>1992-94</b>	2	160	74	71	15	--	--	.509	1	0	
O'Flaherty, John	<b>Rochester Americans</b>	<b>1970-71</b>	1	23	7	12	4	--	--	.391	0	0	
Paddock, John	<b>TOTALS</b>		16	1126	590	412	85	26	13	.579	6	3	
	Maine Mariners	81-82, 83-85	3										<i>co-coach with Tom McVie (84-85)</i>
	Hershey Bears	1985-89	4										
	Binghamton Rangers	1990-91	1										
	Hartford Wolf Pack	1999-2002	3										
	Binghamton Senators	2002-05	3										<i>co-coach with Dave Cameron (04-05)</i>
	Philadelphia Phantoms	2008-09	1										
	Adirondack Phantoms	2010-11	1										
Page, Pierre	<b>Moncton Golden Flames</b>	<b>1984-85</b>	1	80	32	40	8	--	--	.450	0	0	
Parizeau, Michel	<b>Syracuse Firebirds</b>	<b>1979-80</b>	1	17	3	11	3	--	--	.265	0	0	
Paterson, Joe	<b>TOTALS</b>		4	285	125	132	12	8	8	.488	0	0	
	Louisville Panthers	1999-2001	2										
	Adirondack Phantoms	2010-12	2										
Patrick, Glenn	<b>Wilkes-Barre/Scranton Penguins</b>	<b>1999-2003</b>	4	320	115	152	38	15	--	.442	0	0	
Patrick, Lynn	<b>New Haven Ramblers</b>	<b>1946-49</b>	3	166	64	81	21	--	--	.449	0	0	
Patterson, Dennis	<b>Philadelphia Firebirds</b>	<b>1978-79</b>	1	3	1	1	1	--	--	.500	0	0	
Payne, Davis	<b>Peoria Rivermen</b>	<b>2008-10</b>	2	115	62	44	--	3	6	.578	0	0	
Pellerin, Scott	<b>Bridgeport Sound Tigers</b>	<b>2012-14</b>	2	152	60	72	--	9	11	.461	0	0	
Penniston, Don	<b>Hershey Bears</b>	<b>1945-50</b>	5	332	136	146	50	--	--	.485	1	1	
Perry, Don	<b>New Haven Nighthawks</b>	<b>81-82, 87-88</b>	2	90	37	43	8	2	--	.467	0	0	
Peters, Bill	<b>Rockford IceHogs</b>	<b>2008-11</b>	3	240	122	97	--	7	14	.552	0	0	
Phelan, John	<b>Prince Edward Island Senators</b>	<b>1995-96</b>	1	57	28	23	4	2	--	.544	1	0	
Pichette, Dave	<b>Halifax Citadels</b>	<b>1989-90</b>	1	3	1	2	0	--	--	.333	0	0	
Pidhirny, Harry	<b>Springfield Indians</b>	<b>1966-67</b>	1	34	13	18	3	--	--	.426	0	0	
Playfair, Jim	<b>TOTALS</b>		5	352	160	138	22	19	13	.531	1	1	
	Saint John Flames	2000-03	3										
	Abbotsford Heat	2009-11	2										
Pleau, Larry	<b>Binghamton Whalers</b>	<b>1984-88</b>	4	296	167	102	18	2	7	.610	1	0	
Pleau, Steve	<b>TOTALS</b>		2	98	52	37	--	3	6	.577	0	0	
	Worcester IceCats	2004-05	1										
	Peoria Rivermen	2005-06	1										
Pollock, Sam	<b>Rochester Americans</b>	<b>1958-59</b>	1	21	9	11	1	--	--	.452	0	0	
Popein, Larry	<b>Providence Reds</b>	<b>1972-73</b>	1	76	32	30	14	--	--	.513	0	0	
Potvin, Marc	<b>Springfield Falcons</b>	<b>2000-02</b>	2	160	64	78	10	8	--	.456	0	0	
Potvin, Steve	<b>Tucson Roadrunners</b>	<b>20-21, 22-</b>	1	36	13	20	--	3	0	.403	0	0	
Powers, Eddie	<b>TOTALS</b>		4	182	83	73	26	--	--	.527	1	1	
	Syracuse Stars	1936-39	3										
	New Haven Eagles	1942-43	1										
Prentice, Dean	<b>New Haven Nighthawks</b>	<b>1974-75</b>	1	76	30	35	11	--	--	.467	0	0	
Purcell, Bill	<b>Adirondack Red Wings</b>	<b>1979-80</b>	1	54	20	26	8	--	--	.444	0	0	
Pyle, Jeff	<b>Texas Stars</b>	<b>2011-12</b>	1	76	31	40	--	3	2	.441	0	0	
Quenneville, Joel	<b>Springfield Indians</b>	<b>1993-94</b>	1	80	29	38	13	--	--	.444	0	0	
Quinn, David	<b>Lake Erie Monsters</b>	<b>2009-12</b>	3	236	115	94	--	7	20	.544	0	0	
Quinn, Pat	<b>Maine Mariners</b>	<b>1978-79</b>	1	47	27	13	7	--	--	.649	0	0	
Racette, Ron	<b>Sherbrooke Jets</b>	<b>1983-84</b>	1	71	22	44	5	--	--	.345	0	0	
Ravlich, Matt	<b>Boston Braves</b>	<b>1972-74</b>	2	99	31	49	19	--	--	.409	0	0	<i>co-coach with Ron Boehm (72-73)</i>
Reardon, Terry	<b>TOTALS</b>		13	796	362	361	73	--	--	.501	4	1	
	Providence Reds	1947-53	6										
	Baltimore Clippers	65-68, 70-73, 75-76	7										
Reay, Billy	<b>TOTALS</b>		3	206	111	80	15	--	--	.575	1	1	
	Rochester Americans	1956-57	1										
	Buffalo Bisons	1961-63	2										
Regan, Larry	<b>Pittsburgh Hornets</b>	<b>1961-62</b>	1	51	8	41	2	--	--	.176	0	0	
Reirden, Todd	<b>Wilkes-Barre/Scranton Penguins</b>	<b>2008-10</b>	2	106	55	43	--	4	4	.557	0	0	
Richards, Todd	<b>Wilkes-Barre/Scranton Penguins</b>	<b>2006-08</b>	2	160	98	49	--	5	8	.653	1	0	
Richardson, Luke	<b>Binghamton Senators</b>	<b>2012-16</b>	4	304	153	120	--	17	14	.554	1	0	
Riley, Jack	<b>TOTALS</b>		2	105	35	63	7	--	--	.367	0	0	
	Washington Lions	1947-48	1										
	Rochester Americans	1960-61	1										
Riley, Rob	<b>Springfield Falcons</b>	<b>2010-12</b>	2	156	71	74	--	5	6	.490	0	0	
Roberts, Jim	<b>TOTALS</b>		5	400	173	182	41	4	--	.550	1	2	
	Springfield Indians	1988-91	3										
	Worcester IceCats	1994-96	2										
Robinson, Earl	<b>New Haven Eagles</b>	<b>1940-42</b>	2	112	53	47	12	--	--	.527	0	0	
Rolston, Ron	<b>TOTALS</b>		3	200	89	86	--	15	10	.508	0	0	
	Rochester Americans	2011-13	2										
	Springfield Falcons	2015-16	1										
Rowe, Tom	<b>TOTALS</b>		7	491	244	196	--	25	26	.549	1	0	
	Lowell Lock Monsters	2004-06	2										
	Albany River Rats	2006-08	2										
	San Antonio Rampage	2013-15	2										
	Portland Pirates	2015-16	1										
Rumble, Darren	<b>Norfolk Admirals</b>	<b>2008-10</b>	2	122	50	61	--	6	5	.455	0	0	
Rupp, Duane	<b>TOTALS</b>		4	241	119	104	18	--	--	.531	1	0	
	Rochester Americans	1976-79	3										
	Syracuse Firebirds	1979-80	1										
Sacco, Joe	<b>Lake Erie Monsters</b>	<b>2007-09</b>	2	160	60	79	--	9	12	.441	0	0	
St. Marseille, Frank	<b>Nova Scotia Voyageurs</b>	<b>1977-79</b>	2	161	76	65	20	--	--	.534	0	0	



# HEAD COACHES REGISTER

Head Coach	Teams	Years	Seasons	GP	W	L	T	OTL	SOL	Pts%	Division Titles	Calder Cups	Notes
Samuelsson, Kjell	Philadelphia Phantoms	2006-07	1	74	28	39	--	1	6	.426	0	0	
Samuelsson, Ulf	Charlotte Checkers	2016-17	1	76	39	29	--	7	1	.566	0	0	
Sauter, Doug	Springfield Indians	1983-84	1	80	39	35	6	--	--	.525	0	0	
Savage, Tony	Providence Reds	1946-47	1	64	21	33	10	--	--	.406	0	0	
Savard, Andre	Fredericton Express	1985-86	1	80	35	37	8	--	--	.488	0	0	
Schoenfeld, Jim	TOTALS		3	185	112	59	2	5	7	.643	0	0	
	Rochester Americans	1984-85	1										
	Hartford Wolf Pack	2005-07	2										
Seibert, Earl	TOTALS		6	366	135	186	45	--	--	.430	1	0	
	Indianapolis Capitals	1945-46	1										
	Springfield Indians	1946-51	5										
Shaw, Brad	Cincinnati Mighty Ducks	2002-05	3	240	99	103	26	8	4	.492	0	0	
Sheahan, Brock	Chicago Wolves	2022-											
Shedden, Doug	St. John's Maple Leafs	2003-05	2	160	78	64	8	5	5	.544	0	0	
Shero, Fred	Buffalo Bisons	1967-70	3	218	113	63	42	--	--	.615	2	1	
Shore, Eddie	Springfield Indians	1954-55	1	64	32	29	3	--	--	.523	0	0	
Shore, Ted	Springfield Indians	1966-67	1	38	19	13	6	--	--	.579	0	0	
Simon, Ben	Grand Rapids Griffins	2018-	4	247	116	101	--	19	11	.530	0	0	
Skalde, Jarrod	Norfolk Admirals	2014-15	1	76	27	39	--	6	4	.421	0	0	
Smith, Clint	Cincinnati Mohawks	1951-52	1	68	29	33	6	--	--	.471	0	0	
Smith, Floyd	Cincinnati Swords	1971-74	3	187	110	52	25	--	--	.655	1	1	
Smith, Ron	TOTALS		5	358	161	147	38	12	--	.520	2	0	
	Binghamton Rangers	1991-93	2										
	Lowell Lock Monsters	2001-04	3										
Smyl, Stan	TOTALS		4	320	143	136	32	9	--	.511	0	0	
	Syracuse Crunch	1999-2000	1										
	Manitoba Moose	2001-04	3										
Sommer, Roy	TOTALS		24	1742	808	721	48	87	78	.525	4	0	
	Kentucky Thoroughblades	1998-2001	3										
	Cleveland Barons	2001-06	5										
	Worcester Sharks	2006-15	9										
	San Jose Barracuda	2015-22	7										
	San Diego Gulls	2022-											
Sonmor, Glen	Springfield Indians	1958-59	1	70	30	38	2	--	--	.443	0	0	
Sorensen, Anders	Rockford IceHogs	2021-	1	66	35	26	--	4	1	.568	0	0	
Sorrell, John	Indianapolis Capitals	1943-46	3	150	63	55	32	--	--	.527	0	0	
Spott, Steve	Toronto Marlies	2013-14	1	76	45	25	--	2	4	.632	1	0	
Stanfield, Fred	Hershey Bears	1978-79	1	29	16	11	2	--	--	.552	0	0	
Stasiuk, Vic	TOTALS		4	290	128	127	35	--	--	.502	1	0	
	Pittsburgh Hornets	1963-65	2										
	Quebec Aces	1967-69	2										
Stemkowski, Pete	Springfield Indians	1978-79	1	53	24	23	6	--	--	.509	0	0	
Stevens, John	Philadelphia Phantoms	2000-06	6	480	230	181	33	25	11	.551	1	1	
Stewart, Bill	Saint John Flames	1997-98	1	80	43	24	13	0	--	.619	1	0	
Stewart, Gaye	Buffalo Bisons	1954-55	1	64	31	28	5	--	--	.523	0	0	
Stewart, Jack	Pittsburgh Hornets	1962-63	1	72	20	48	4	--	--	.306	0	0	
Stewart, Ron	Springfield Indians/Kings	1974-75	1	75	33	30	12	--	--	.520	0	1	
Stirling, Steve	TOTALS		4	320	140	144	19	10	7	.494	1	0	
	Bridgeport Sound Tigers	2001-03	2										
	Springfield Falcons	2006-07	1										
	Norfolk Admirals	2007-08	1										
Stone, Harvey	New Haven Eagles	1945-46	1	24	8	14	2	--	--	.375	0	0	
Stothers, Mike	TOTALS		7	485	251	178	--	37	19	.575	2	1	
	Grand Rapids Griffins	2007-08	1										
	Manchester Monarchs	2014-15	1										
	Ontario Reign	2015-20	5										
Stratton, Art	Syracuse Eagles	1974-75	1	37	8	24	5	--	--	.284	0	0	
Sturm, Marco	Ontario Reign	2022-											
Suhonen, Alpo	Moncton Hawks	1988-89	1	23	7	13	3	--	--	.370	0	0	
Sullivan, George "Red"	Baltimore Clippers	1962-63	1	32	14	16	2	--	--	.469	0	0	
Sullivan, Mike	TOTALS		2	94	59	22	9	4	0	.697	0	0	
	Providence Bruins	2002-03	1										
	Wilkes-Barre/Scranton Penguins	2015-16	1										
Swenson, Cal	Syracuse Eagles	1974-75	1	10	2	4	4	--	--	.400	0	0	
Taylor, Chris	Rochester Americans	2017-20	3	214	116	65	--	20	13	.619	0	0	
Taylor, Karl	Milwaukee Admirals	18-20, 21-	3	215	116	66	--	24	9	.616	1	0	
Taylor, Ralph (Bouncer)	St. Louis Flyers	1945-47	2	84	27	41	16	--	--	.417	0	0	
Templeton, Bert	Nova Scotia Voyageurs	1979-81	2	159	81	66	12	--	--	.547	0	0	
Tessier, Orval	New Brunswick Hawks	1981-82	1	80	48	21	11	--	--	.669	1	1	
Therrien, Michel	TOTALS		7	444	209	164	32	31	8	.551	1	0	
	Fredericton Canadiens	1997-99	2										
	Quebec Citadelles	1999-2001	2										
	Wilkes-Barre/Scranton Penguins	2003-06	3										
Thompson, Brent	Bridgeport Sound Tigers/Islanders	11-12, 14-	9	615	294	256	--	42	23	.531	1	0	
Thompson, Cecil "Tiny"	Buffalo Bisons	1940-42	2	112	44	52	16	--	--	.464	0	0	
Thompson, Rocky	Chicago Wolves	2017-20	3	213	113	71	--	18	11	.599	2	0	
Toppazzini, Jerry	Springfield Kings	1972-74	2	152	39	82	31	--	--	.359	0	0	
Torchetti, John	TOTALS		5	331	141	142	10	17	21	.498	0	0	
	San Antonio Rampage	2002-03	1										
	Houston Aeros	2011-13	2										
	Iowa Wild	2014-16	2										
Tortorella, John	Rochester Americans	1995-97	2	160	77	64	14	5	--	.541	1	1	
Toupin, Jack	Quebec Aces	1959-61	2	118	38	75	5	--	--	.343	0	0	
Trottier, Bryan	Portland Pirates	1997-98	1	80	33	33	12	2	--	.500	0	0	
Trotz, Barry	TOTALS		7	421	191	161	58	11	--	.536	0	1	
	Baltimore Skipjacks	89-90, 91-93	3										
	Portland Pirates	1993-97	4										
Truitt, Jeff	Springfield Falcons	2008-09	1	50	16	27	--	6	1	.390	0	0	
Ubricco, Gene	Baltimore Skipjacks	1983-88	5	400	167	190	35	0	8	.471	1	0	
Unger, Garry	New Haven Nighthawks	1990-91	1	9	4	3	2	--	--	.556	0	0	



# HEAD COACHES REGISTER

Head Coach	Teams	Years	Seasons	GP	W	L	T	OTL	SOL	Pts%	Division Titles	Calder Cups	Notes
Vaive, Rick	Saint John Flames	1998-2000	2	160	63	72	19	6	--	.472	0	0	
Van Boxmeer, John	Rochester Americans	84-90, 92-95	9	695	337	282	68	1	7	.540	2	1	
Van Ryn, Mike	Tucson Roadrunners	2017-18	1	68	42	20	--	5	1	.662	1	0	
Varady, Jay	Tucson Roadrunners	18-20, 21-22	3	194	93	84	--	11	6	.523	1	0	
Veilleux, Eric	San Antonio Rampage	2016-18	2	152	62	73	--	15	2	.464	0	0	
Vellucci, Mike	TOTALS		3	215	126	69	--	11	9	.633	1	1	
	Charlotte Checkers	2017-19	2										
	Wilkes-Barre/Scranton Penguins	2019-20	1										
Vigneault, Alain	Manitoba Moose	2005-06	1	80	44	24	--	7	5	.625	0	0	
Vincent, Pascal	Manitoba Moose	2016-21	5	325	155	139	--	18	13	.525	0	0	
Viveiros, Manny	Henderson Silver Knights	2020-	2	107	60	41	--	4	2	.589	1	0	
Vogelhuber, Trent	Cleveland Monsters	2022-											
Wamsley, Rick	Peoria Rivermen	2009-10	1	45	19	20	--	1	5	.489	0	0	
Ward, Geoff	TOTALS		3	195	83	80	13	8	11	.508	1	0	
	Hamilton Bulldogs	2002-03	1										
	Toronto Roadrunners	2003-04	1										
	Edmonton Road Runners	2004-05	1										
Ward, Jimmy	New Haven Eagles	1939-40	1	54	27	24	3	--	--	.528	0	0	
Ward, Troy G.	Abbotsford Heat	2011-14	3	228	119	83	--	12	14	.579	0	0	
Warsofsky, Ryan	TOTALS		3	170	105	47	--	11	7	.671	2	1	
	Charlotte Checkers	2019-20	1										
	Chicago Wolves	2020-22	2										
Watson, Harry	Buffalo Bisons	1957-58	1	70	25	42	3	--	--	.379	0	0	
Watson, Phil	TOTALS		4	288	130	142	16	--	--	.479	0	0	
	Providence Reds	1960-61	1										
	Buffalo Bisons	1964-66	2										
	Quebec Aces	1966-67	1										
Watt, Tom	St. John's Maple Leafs	1994-96	2	160	64	68	24	4	--	.488	0	0	
Weber, Chuck	TOTALS		3	232	101	107	--	10	14	.487	0	0	
	Rochester Americans		1										
	San Antonio Rampage		2										
Webster, Tom	TOTALS		3	166	70	84	12	--	--	.458	0	1	
	Adirondack Red Wings	1979-81	2										
	Springfield Indians	1981-82	1										co-coach with J.P. LeBlanc (79-81)
Weiland, Ralph "Cooney"	TOTALS		5	264	132	94	38	--	--	.572	2	0	
	Hershey Bears	1941-45	4										
	New Haven Eagles	1945-46	1										
Wiley, Jim	Kentucky Thoroughblades	1996-98	2	160	65	74	18	3	--	.472	0	0	
Wilson, John	TOTALS		6	336	138	164	34	--	--	.461	0	1	
	Springfield Indians/Kings	67-71, 80-81	5										
	Tidewater Wings	1971-72	1										
Wilson, Larry	TOTALS		6	451	166	222	63	--	--	.438	1	0	
	Providence Reds	1970-72	2										
	Richmond Robins	1972-76	4										
Wilson, Ron	TOTALS		3	67	34	26	5	2	0	.560	0	0	
	Moncton Hawks	1988-89	1										
	Saint John Flames	2002-03	1										
	Hamilton Bulldogs	2008-09	1										
Woodcroft, Jay	Bakersfield Condors	2018-22	4	197	105	71	--	12	9	.586	1	0	
Woods, Bob	Hershey Bears	2007-09	2	145	83	46	--	4	12	.628	1	1	
Wroblewski, John	Ontario Reign	2020-22	2	90	50	29	--	8	3	.617	0	0	
Yates, Ross	Syracuse Crunch	2006-10	4	320	154	131	--	15	20	.536	0	0	
Yawney, Trent	TOTALS		8	594	288	218	41	29	18	.559	2	0	
	Norfolk Admirals	00-05, 12-14	7										
	Syracuse Crunch	2011-12	1										
Yeo, Mike	Houston Aeros	2010-11	1	80	46	28	--	1	5	.613	0	0	
Zettler, Rob	Syracuse Crunch	2012-16	4	239	108	90	--	28	13	.538	1	0	



# HEAD COACHES REGISTER

## COACHING WINS

	Player	Coached From-To	Total Seasons	GP	Wins
1.	<b>Roy Sommer</b>	<b>1998-2022</b>	<b>24</b>	<b>1,742</b>	<b>808</b>
2.	Fred "Bun" Cook	1937-56	19	1,171	636
3.	Frank Mathers	1956-85	18	1,257	610
4.	John Paddock	1981-2011	16	1,126	590
5.	John Anderson	2001-16	10	788	424
6.	Scott Gordon	2002-21	12	757	407
7.	Ken Gernander	2007-17	10	776	388
8.	Randy Cunneynworth	2000-16	10	796	384
9.	Mark Morris	2006-16	9	704	374
10.	<b>Kevin Dineen</b>	<b>2005-22</b>	<b>9</b>	<b>653</b>	<b>365</b>
11.	Terry Reardon	1947-76	13	796	362
12.	Robbie Ftorek	1985-2006	11	748	354
13.	Bruce Boudreau	1999-2008	9	655	340
14.	John Van Boxmeer	1984-95	9	695	337
15.	Johnny Crawford	1950-66	10	657	333
16.	Tom McVie	1982-98	10	722	328
17.	Don Lever	1990-2011	8	619	322
18.	Dallas Eakins	2009-19	8	584	311
19.	Todd Nelson	2010-18	8	561	309
20.	Joe Crozier	1963-80	8	550	307

## GAMES COACHED

	Player	Coached From-To	Total Seasons	GP	Record (W-L-T-OTL-SOL)
1.	<b>Roy Sommer</b>	<b>1998-2022</b>	<b>24</b>	<b>1,742</b>	<b>808-721-48-87-78</b>
2.	Frank Mathers	1956-85	18	1,257	610-513-134-0-0
3.	Fred "Bun" Cook	1937-56	19	1,171	636-413-122-0-0
4.	John Paddock	1981-2011	16	1,126	590-412-85-26-13
5.	Randy Cunneynworth	2000-16	10	796	384-309-48-34-21
	Terry Reardon	1947-76	13	796	362-361-73-0-0
7.	John Anderson	2001-16	10	788	424-270-24-42-28
8.	Ken Gernander	2007-17	10	776	388-304-0-39-45
9.	Scott Gordon	2002-21	12	757	407-262-14-36-38
10.	Robbie Ftorek	1985-2006	11	748	354-298-61-15-20
11.	Tom McVie	1982-98	10	722	328-320-62-7-5
12.	Mark Morris	2006-16	9	704	374-256-0-30-44
13.	John Van Boxmeer	1984-95	9	695	337-282-68-1-7
14.	Johnny Crawford	1950-66	10	657	333-285-39-0-0
15.	Bruce Boudreau	1999-2008	9	655	340-216-41-38-20
16.	<b>Kevin Dineen</b>	<b>2005-22</b>	<b>9</b>	<b>653</b>	<b>365-211-0-45-32</b>
	Greg Gilbert	1996-2011	9	653	302-261-37-31-22
18.	Kurt Kleinendorst	2006-18	9	636	255-311-0-34-36
19.	Don Lever	1990-2011	8	619	322-233-21-14-29
20.	<b>Brent Thompson</b>	<b>2011-22</b>	<b>9</b>	<b>615</b>	<b>294-256-0-42-23</b>

## ACTIVE COACHES' CAREER AHL RECORDS

Coach	Team	Regular Season							Playoffs		
		Games	W	L	T	OTL	SOL	Pts%	Games	W	L
Jeremy Colliton	Abbotsford	88	46	31	--	5	6	.585	13	9	4
Colin Chaulk	Bakersfield	34	19	12	--	1	2	.603	5	2	3
Troy Mann	Bellefonte	550	295	197	--	34	24	.589	45	22	23
Brent Thompson	Bridgeport	615	294	256	--	42	23	.531	17	5	12
Mitch Love	Calgary	68	45	16	--	5	2	.713	13	8	5
Geordie Kinnear	Charlotte	361	170	150	--	31	10	.528	7	3	4
Brock Sheahan	Chicago	--	--	--	--	--	--	--	--	--	--
Trent Vogelhuber	Cleveland	--	--	--	--	--	--	--	--	--	--
Dan Bylsma	Coachella Valley	54	35	16	--	1	2	.676	--	--	--
Greg Cronin	Colorado	386	202	143	12	22	7	.576	22	11	11
Ben Simon	Grand Rapids	247	116	101	--	19	11	.530	5	2	3
Kris Knoblauch	Hartford	158	77	61	--	13	7	.551	--	--	--
Manny Viveiros	Henderson	107	60	41	--	4	2	.589	7	3	4
Todd Nelson	Hershey	561	309	189	--	16	47	.607	73	42	31
Tim Army	Iowa	485	222	177	26	40	20	.546	21	9	12
Jean-Francois Houle	Laval	72	39	26	--	5	2	.590	15	9	6
Ian Laperrriere	Lehigh Valley	76	29	32	--	10	5	.480	--	--	--
Mark Morrison	Manitoba	72	41	24	--	5	2	.618	5	2	3
Karl Taylor	Milwaukee	215	116	66	--	24	9	.616	14	6	8
Marco Sturm	Ontario	--	--	--	--	--	--	--	--	--	--
Ryan Mougenel	Providence	72	36	25	--	5	6	.576	2	0	2
Seth Appert	Rochester	105	48	44	--	9	4	.519	10	5	5
Anders Sorensen	Rockford	66	35	26	--	4	1	.568	5	2	3
Roy Sommer	San Diego	1,742	808	721	48	87	78	.525	97	42	55
John McCarthy	San Jose	--	--	--	--	--	--	--	--	--	--
Drew Bannister	Springfield	213	98	87	--	19	9	.526	18	11	7
Benoit Groulx	Syracuse	558	294	202	--	30	32	.582	45	22	23
Neil Graham	Texas	147	67	61	--	11	8	.520	2	0	2
Greg Moore	Toronto	141	65	67	--	5	4	.493	--	--	--
Steve Potvin	Tucson	36	13	20	--	3	0	.403	1	0	1
Kevin Dineen	Utica	653	365	211	--	45	32	.618	66	32	34
J.D. Forrest	W-B/Scranton	108	48	46	--	8	6	.509	6	2	4





**JACK QUINN**  
2021-22 AHL ROOKIE OF THE YEAR

**Regular Season  
Record Book**



## ALL-TIME REGULAR SEASON RECORDS

### GAMES PLAYED, WON, LOST AND TIED

#### Most Games Played All-Time

Hershey Bears	6,150
Rochester Americans	5,024
Springfield Indians/Kings	3,672
Providence/Rhode Island Reds	2,744
Cleveland/Jacksonville Falcons/Barons	2,517
Providence Bruins	2,287
Syracuse Crunch	2,138
Buffalo Bisons	2,021
Philadelphia/Adirondack/Lehigh Valley Phantoms	1,978
Hartford Wolf Pack/Connecticut Whale	1,886
Portland Pirates	1,820
Springfield Falcons	1,740

#### Most Games Won All-Time

Hershey Bears	3,003
Rochester Americans	2,418
Springfield Indians/Kings	1,532
Cleveland/Jacksonville Falcons/Barons	1,238
Providence/Rhode Island Reds	1,172
Providence Bruins	1,157
Syracuse Crunch	994
Philadelphia/Adirondack/Lehigh Valley Phantoms	970
Buffalo Bisons	951
Hartford Wolf Pack/Connecticut Whale	961
Wilkes-Barre/Scranton Penguins	910
Portland Pirates	870

#### Most Games Won, One Season

Hershey Bears, 2009-10 (80 games, 60-17-0-3)	60
--	----

#### Fewest Games Won, One Season

Binghamton Whalers, 1989-90 (80 games, 11-60-9)	11
Philadelphia Rockets, 1946-47 (64 games, 5-52-7)	5

#### Most Games Lost, One Season

Binghamton Whalers, 1989-90 (80 games, 11-60-9)	60
---	----

#### Fewest Games Lost, One Season

Binghamton Rangers, 1992-93 (80 games, 57-13-10)	13
Cleveland Barons, 1937-38 (48 games, 25-12-11)	12

#### Most Games Tied, One Season

New Haven Nighthawks, 1972-73 (76 games, no overtime)	20
St. John's Maple Leafs, 1997-98 (80 games, overtime)	18

#### Fewest Games Tied, One Season (Overtime)

Springfield Indians, 1976-77 (80 games, 28-51-1)	1
Providence Reds, 1960-61 (72 games, 26-46-0)	0
Cleveland Barons, 1953-54 (70 games, 38-32-0)	0

#### Most Home Wins, One Season

Hershey Bears, 2009-10 (40 games, 34-4-0-2)	34
---	----

#### Fewest Home Wins, One Season

Baltimore Skipjacks, 1987-88 (40 games, 8-27-5)	8
---	---

#### Most Home Losses, One Season

Baltimore Skipjacks, 1987-88 (40 games, 8-27-5)	27
Providence Bruins, 1997-98 (40 games, 11-27-2)	
Louisville Panthers, 2000-01 (40 games, 12-27-1)	
Iowa Wild, 2014-15 (38 games, 10-26-1-1)	

#### Fewest Home Losses, One Season

New Brunswick Hawks, 1981-82 (40 games, 30-4-6)	4
Hershey Bears, 2009-10 (40 games, 34-4-0-2)	

#### Most Home Ties, One Season

Newmarket Saints, 1989-90 (40 games, 14-14-12)	12
St. John's Maple Leafs, 1997-98 (40 games, 13-15-12)	

#### Most Games Played All-Time (by City)

Hershey, Pa. (Bears)	6,150
Springfield, Mass. (Indians, Kings, Falcons, Thunderbirds)	5,777
Providence, R.I. (Reds, Bruins)	5,031
Rochester, N.Y. (Americans)	5,024
Cleveland, Ohio (Falcons, Barons I, Barons II, Monsters)	3,899
Binghamton, N.Y. (Broome Dusters, Whalers, Rangers, Senators, Devils)	3,025
Portland, Maine (Mariners, Pirates)	3,020
Syracuse, N.Y. (Stars, Warriors, Eagles, Firebirds, Crunch)	2,701
New Haven, Conn. (Eagles, Ramblers, Nighthawks, Senators, Beast)	2,532
Albany/Troy, N.Y. (Islanders, River Rats, Devils)	2,136
Glens Falls, N.Y. (Red Wings, Phantoms, Flames)	2,064
Baltimore, Md. (Clippers, Skipjacks, Bandits)	2,040

#### Most Games Lost All-Time (L+OTL)

Hershey Bears	2,541
Rochester Americans	2,139
Springfield Indians/Kings	1,772
Providence/Rhode Island Reds	1,316
Cleveland/Jacksonville Falcons/Barons	1,016
Syracuse Crunch	971
Providence Bruins	960
Philadelphia/Adirondack/Lehigh Valley Phantoms	869
Springfield Falcons	864
Buffalo Bisons	856
Hartford Wolf Pack/Connecticut Whale	790
Portland Pirates	778

#### Fewest Home Ties, One Season

Several teams tied at	0
-----------------------	---

#### Most Road Wins, One Season

Toronto Marlies, 2017-18 (38 games, 30-5-1-2)	30
---	----

#### Fewest Road Wins, One Season

Binghamton Whalers, 1989-90 (40 games, 2-37-1)	2
Providence Reds, 1966-67 (36 games, 0-31-5)	0

#### Most Road Losses, One Season

Binghamton Whalers, 1989-90 (40 games, 2-37-1)	37
--	----

#### Fewest Road Losses, One Season

Toronto Marlies, 2017-18 (38 games, 30-5-1-2)	6
Binghamton Rangers, 1992-93 (40 games, 25-8-7)	8

#### Most Road Ties, One Season

Nova Scotia Voyageurs, 1977-78 (41 games, 14-15-12)	12
Portland Pirates, 2001-02 (40 games, 9-19-12)	

#### Fewest Road Ties, One Season

Springfield Indians, 1976-77 (40 games, 10-30-0)	0
Beast of New Haven, 1997-98 (40 games, 17-23-0)	
Philadelphia Phantoms, 1999-2000 (40 games, 23-17-0)	
Providence Reds, 1960-61 (36 games)	
Cleveland Barons, 1953-54 (35 games)	

#### Most Scoreless Ties, One Season

Pittsburgh Hornets, 1946-47	3
-----------------------------	---

#### Highest Scoring Tied Game

Providence Reds at Indianapolis Capitals, Mar. 7, 1948 (no overtime)	8-8
Springfield Indians at Rochester Americans, Nov. 11, 1962 (overtime)	
Providence Reds at Hershey Bears, Dec. 17, 1975 (overtime)	
Hershey Bears at St. Catharines Saints, Jan. 31, 1984 (overtime)	
Utica Devils at Nova Scotia Oilers, Nov. 8, 1987 (overtime)	
Fredericton Express at Binghamton Whalers, Mar. 6, 1988 (overtime)	
Springfield Indians at Maine Mariners, Mar. 10, 1991 (overtime)	
Halifax Citadels at Cape Breton Oilers, Mar. 19, 1993 (overtime)	

### POINTS

#### Most Points in Standings (All-Time)

Hershey Bears (84 seasons)	6,717
Rochester Americans (66 seasons)	5,405
Springfield Indians/Kings (51 seasons)	3,433
Cleveland/Jacksonville Falcons/Barons (38 seasons)	2,739
Providence/Rhode Island Reds (41 seasons)	2,600

#### Most Points in Standings Overall, One Season

Binghamton Rangers, 1992-93 (80 games, 57-13-10)	124
--	-----

#### Highest Points Percentage, One Season

Binghamton Rangers, 1992-93 (80 games, 57-13-10, 124 points)	.775
--	------

#### Most Points in Standings At Home, One Season

Hershey Bears, 2009-10 (40 games, 34-4-0-2)	70
---	----

#### Most Points in Standings Away, One Season

Toronto Marlies, 2017-18 (38 games, 30-5-1-2)	63
---	----

#### Fewest Points in Standings Overall, One Season

Binghamton Whalers, 1989-90 (80 games, 11-60-9)	31
Philadelphia Rockets, 1946-47 (64 games, 5-52-7)	17

#### Lowest Points Percentage, One Season

Philadelphia Rockets, 1946-47 (64 games, 5-52-7, 17 points)	.133
---	------

#### Fewest Points in Standings At Home, One Season

Baltimore Skipjacks, 1987-88 (40 games, 8-27-5-0)	21
---	----

#### Fewest Points in Standings Away, One Season

Binghamton Whalers, 1989-90 (40 games, 2-37-1)	5
--	---



## ALL-TIME REGULAR SEASON RECORDS

### STREAKS

<b>Longest Winning Streak (Single Season)</b> Norfolk Admirals, Feb. 10, 2012 - end of season	28	<b>Longest Home Points Streak (Single and Multiple Seasons)</b> Hershey Bears, Nov. 28, 2009 - Mar. 19, 2010 (24-0-0-1)	25
<b>Longest Winning Streak (Multiple Seasons)</b> Norfolk Admirals, Feb. 10, 2012 - Oct. 20, 2012	32	<b>Longest Road Undeclared Streak (Single Season)</b> Hamilton Bulldogs, Nov. 27, 2002 - Jan. 19, 2003 (13-0-1)	14
<b>Longest Winning Streak from Start of Season</b> Utica Comets, Oct. 17, 2021 - Nov. 20, 2021	13	<b>Longest Road Undeclared Streak (Multiple Seasons)</b> Cleveland Barons, Jan. 28, 1948 - Oct. 17, 1948 (14-0-2)	16
<b>Longest Home Winning Streak (Single and Multiple Seasons)</b> Hershey Bears, Nov. 29, 2009 - Mar. 19, 2010	24	<b>Longest Road Points Streak (Single Season)</b> Milwaukee Admirals, Jan. 15, 2011 - end of season (10-0-4-2)	16
<b>Longest Road Winning Streak (Single Season)</b> Albany River Rats, Oct. 27, 1995 - Jan. 7, 1996 Hamilton Bulldogs, Nov. 27, 2002 - Jan. 8, 2003 Wilkes-Barre/Scranton Penguins, Oct. 9, 2005 - Dec. 3, 2005 Norfolk Admirals, Feb. 12, 2012 - end of season	13	<b>Longest Road Points Streak (Multiple Seasons)</b> Milwaukee Admirals, Jan. 15, 2011 - Nov. 19, 2011 (16-0-4-3)	23
<b>Longest Road Winning Streak (Multiple Seasons)</b> Wilkes-Barre/Scranton Penguins, Apr. 10, 2005 - Dec. 3, 2005	15	<b>Longest Losing Streak (Single and Multiple Seasons)</b> Baltimore Skipjacks, Oct. 11, 1987 - Nov. 15, 1987	18
<b>Longest Undeclared/Points Streak (Single Season)</b> Norfolk Admirals, Feb. 10, 2012 - end of season (28-0-0-0)	28	<b>Longest Losing Streak from Start of Season</b> Baltimore Skipjacks, Oct. 11, 1987 - Nov. 15, 1987	18
<b>Longest Undeclared/Points Streak (Multiple Seasons)</b> Norfolk Admirals, Feb. 10, 2012 - Oct. 20, 2012 (32-0-0-0)	32	<b>Longest Winless Streak (Single and Multiple Seasons)</b> Pittsburgh Hornets, Feb. 3, 1963 - Mar. 27, 1963 (0-22-1)	23
<b>Longest Undeclared Streak from Start of Season</b> Portland Pirates, Sept. 30, 1994 - Nov. 6, 1994 (14-0-3)	17	<b>Longest Winless Streak from Start of Season</b> Baltimore Skipjacks, Oct. 11, 1987 - Nov. 22, 1987 (0-19-2)	21
<b>Longest Points Streak from Start of Season</b> Wilkes-Barre/Scranton Penguins, Oct. 5, 2005 - Dec. 4, 2005 (20-0-2-1)	23	<b>Longest Road Winless Streak (Single Season)</b> Providence Reds, entire 1966-67 season	36
<b>Longest Home Undeclared Streak</b> Springfield Falcons, Feb. 8, 1997 - Nov. 14, 1997 (18-0-6, overall) Hershey Bears, Nov. 29, 2009 - Mar. 19, 2010 (24-0-0-0, single season)	24	<b>Longest Road Winless Streak (Multiple Seasons)</b> Providence Reds, Feb. 9, 1966 - Dec. 23, 1967 (0-57-7)	64

### SHUTOUTS

<b>Most Shutouts, All Teams, One Season</b> 2003-04 (1,120 games)	210	<b>Most Consecutive Games Without Being Shut Out</b> Binghamton Whalers, Oct. 17, 1982 - Dec. 6, 1985	258
<b>Most Shutouts, One Season</b> Hartford Wolf Pack, 2003-04 (80 games) Portland Pirates, 2003-04 (80 games)	17	<b>Most Consecutive Games at Home Without Being Shut Out</b> Binghamton Rangers, Oct. 5, 1990 - Nov. 16, 1996	248
<b>Most Times Shut Out, One Season</b> Springfield Falcons, 2004-05 (80 games)	17	<b>Longest Shutout Streak Over Opponents</b> Cleveland Barons, Nov. 27, 1957 - Dec. 7, 1957 (Johnny Bower)	249:51
<b>Most Shutout Games Played, One Season</b> Portland Pirates, 2003-04 (15-8-2) Hartford Wolf Pack, 2003-04 (16-8-1)	25	<b>Longest Streak to be Shut Out by Opponents</b> New Haven Eagles, Feb. 22, 1939 - Mar. 5, 1939	258:49
<b>Highest Scoring Shutout</b> Springfield Kings 0 at Baltimore Clippers 14, Feb. 21, 1971	14-0		

### OVERTIME GAMES

NOTE — In 1995-96, the AHL began awarding one point for an overtime loss. During the 1998-99 season, the league tested the 4-on-4 overtime format and subsequently adopted the policy beginning with the 1999-2000 season. In 2004-05, the AHL added a shootout to resolve regular-season games that were still tied at the end of overtime. In 2014-15, the AHL introduced a 7-minute overtime period that included 3-on-3 play. Starting in 2015-16, overtime was played for 5 minutes at 3-on-3.

<b>Most Overtime Games, One Season</b> Milwaukee Admirals, 2006-07 (9-4 OT, 6-10 SO) Rochester Americans, 2017-18 (9-11 OT, 3-6 SO)	29	<b>Most Overtime Games Tied, One Season</b> Providence Bruins, 2013-14	20
<b>Most Overtime Wins, One Season</b> Oklahoma City Barons, 2014-15 (14-5, 3 SO)	14	<b>Most Overtime Games Tied, One Season (no shootouts)</b> St. John's Maple Leafs, 1997-98	18
<b>Most Overtime Wins at Home, One Season</b> Texas Stars, 2017-18 (8-4, 4 SO)	8	<b>Fewest Overtime Games, One Season</b> Cleveland Barons, 1951-52 (68 games)	2
<b>Most Overtime Wins Away, One Season</b> Hartford Wolf Pack, 2014-15 (8-1, 3 SO)	8	<b>Fewest Overtime Wins, One Season</b> Many teams; last: San Jose Barracuda, 2020-21 (0-4, 2 SO)	0
<b>Most Overtime Losses, One Season</b> Milwaukee Admirals, 2018-19 (5-14, 6 SO)	14	<b>Fewest Overtime Losses, One Season</b> Many teams; last: several in 2020-21	0
<b>Most Overtime Losses at Home, One Season</b> Texas Stars, 2014-15 (2-8, 2 SO)	8	<b>Fewest Overtime Games Tied, One Season</b> Springfield Indians, 1976-77 (80 games) Springfield Indians, 1975-76 (76 games) Providence Reds, 1960-61 (72 games) Cleveland Barons, 1953-54 (70 games)	1 0 0 0
<b>Most Overtime Losses Away, One Season</b> Albany River Rats, 2001-02 (0-8-6) Ontario Reign, 2016-17 (4-8, 1 SO) Milwaukee Admirals, 2018-19 (3-8, 3 SO)	8		



## ALL-TIME REGULAR SEASON RECORDS

### GOALS

<b>Most Goals Scored, One Season</b>	<b>392</b>	<b>*Most Goals Scored in Overtime, Both Teams</b>	<b>6</b>
Binghamton Rangers, 1992-93 (80 games)		Hershey Bears (5), Washington Lions (1) - Feb. 28, 1943 (HER won, 11-7)	
<b>Most Goals Scored at Home, One Season</b>	<b>224</b>	<b>*Most Goals Scored in Overtime, One Team</b>	<b>5</b>
Nova Scotia Oilers, 1982-83 (40 games)		Buffalo Bisons, Feb. 2, 1941 vs. Springfield Indians	
<b>Most Goals Scored Away, One Season</b>	<b>186</b>	Hershey Bears, Feb. 28, 1943 vs. Washington Lions	
Chicago Wolves, 2006-07 (40 games)		<i>*full 10-minute overtime periods played</i>	
<b>Fewest Goals Scored, One Season</b>	<b>153</b>	<b>Most Goals Scored by One Team, Two Consecutive Games</b>	<b>24</b>
San Antonio Rampage, 2005-06 (80 games)		Buffalo Bisons 16 vs. Philadelphia Rockets 4, Nov. 14, 1948	
<b>Fewest Goals Scored at Home, One Season</b>	<b>80</b>	Buffalo Bisons 8 vs. Indianapolis Capitals 3, Nov. 17, 1948	
San Antonio Rampage, 2005-06 (40 games)		<b>Most 50-Goal Scorers, One Team, One Season</b>	<b>1</b>
<b>Fewest Goals Scored Away, One Season</b>	<b>71</b>	Several teams tied	
Springfield Falcons, 2004-05 (40 games)		<b>Most 40-Goal Scorers, One Team, One Season</b>	<b>4</b>
<b>Most Goals Allowed, One Season</b>	<b>434</b>	Providence Reds, 1947-48	
Baltimore Skipjacks, 1987-88 (80 games)		<b>Most 30-Goal Scorers, One Team, One Season</b>	<b>6</b>
<b>Most Goals Allowed at Home, One Season</b>	<b>200</b>	Cleveland Barons, 1949-50	
Baltimore Skipjacks, 1987-88 (40 games)		Nova Scotia Voyageurs, 1980-81	
<b>Most Goals Allowed Away, One Season</b>	<b>234</b>	<b>Most 20-Goal Scorers, One Team, One Season</b>	<b>10</b>
Baltimore Skipjacks, 1987-88 (40 games)		Providence Reds, 1973-74	
<b>Fewest Goals Allowed, One Season</b>	<b>140</b>	<b>Most 10-Goal Scorers, One Team, One Season</b>	<b>18</b>
Bridgeport Sound Tigers, 2003-04 (80 games)		Baltimore Skipjacks, 1983-84	
<b>Fewest Goals Allowed at Home, One Season</b>	<b>58</b>	<b>Eight Fastest Goals Scored</b>	<b>3:37</b>
Bridgeport Sound Tigers, 2003-04 (40 games)		Worcester IceCats (5), Springfield Falcons (3), Dec. 14, 1997 (SPR won, 8-5)	
<b>Fewest Goals Allowed Away, One Season</b>		<b>Seven Fastest Goals Scored</b>	<b>2:56</b>
Bridgeport Sound Tigers, 2003-04 (40 games)	82	St. John's Maple Leafs (4), Cape Breton Oilers (3), Nov. 3, 1995 (STJ won, 7-5)	
Wilkes-Barre/Scranton Penguins, 2014-15 (38 games)	78	<b>Six Fastest Goals Scored</b>	<b>1:21</b>
Ontario Reign, 2015-16 (34 games)	73	Worcester IceCats (3), Springfield Falcons (3), Dec. 14, 1997 (SPR won, 8-5)	
<b>Most Goals Scored in One Game by One Team</b>	<b>16</b>	<b>Five Fastest Goals Scored</b>	<b>1:16</b>
Buffalo Bisons 16, Philadelphia Rockets 4 - Nov. 14, 1948		Springfield Falcons (3), Worcester IceCats (2), Dec. 14, 1997 (SPR won, 8-5)	
<b>Most Goals Scored in One Game by Both Teams</b>	<b>22</b>	<b>Four Fastest Goals Scored</b>	<b>0:36</b>
Cleveland Barons 12, Pittsburgh Hornets 10 - Mar. 17, 1945		Worcester IceCats (2), Springfield Falcons (2), Dec. 14, 1997 (SPR won, 8-5)	
<b>Largest Margin of Victory</b>	<b>14</b>	<b>Three Fastest Goals Scored</b>	<b>0:17</b>
Baltimore Clippers 14 vs. Springfield Kings 0 - Feb. 21, 1971		Philadelphia Phantoms (2), W-B/Scranton Penguins (1), Jan. 5, 2000 (PHI won, 5-3)	
Hamilton Bulldogs 15 vs. Cleveland Barons 1 - Dec. 8, 2002		<b>Two Fastest Goals Scored, Both Teams</b>	<b>0:02.9</b>
<b>Most Goals Scored in One Period by Both Teams</b>	<b>12</b>	Springfield Falcons (1), Worcester IceCats (1), Mar. 7, 2004 (WOR won, 4-2)	
Pittsburgh Hornets (7), Cleveland Barons (5) - Mar. 17, 1945 (3rd period)		<b>Two Fastest Goals Scored, One Team</b>	<b>0:03</b>
Baltimore Skipjacks (9), Hershey Bears (3) - Oct. 26, 1990 (1st period)		Abbotsford Heat, Nov. 1, 2012 vs. Toronto Marlies	
<b>Most Goals Scored in One Period by One Team</b>	<b>10</b>	<b>Most Hat Tricks, All Teams, One Season</b>	<b>110</b>
Providence Bruins, Nov. 25, 1998 at Syracuse Crunch (1st period)		1995-96 (720 games)	

### SHOOTOUTS

*NOTE — In 2004-05, the AHL instituted a shootout to decide games which are tied after overtime. The shootout was previously used once in the AHL, during the 1986-87 season.*

<b>Most Shootout Games, One Season</b>	<b>20</b>	<b>Most Shootout Game-Winning Goals Scored, One Season</b>	<b>5</b>
Providence Bruins, 2013-14 (11-9)		Andrei Taratukhin, Omaha Ak-Sar-Ben Knights - 2006-07	
<b>Most Shootout Wins, One Season</b>	<b>12</b>	Niko Dimitrakos, Binghamton Senators - 2007-08	
San Antonio Rampage, 2013-14 (12-6)		<b>Most Shootout Games, Goaltender, One Season</b>	<b>13</b>
<b>Most Shootout Losses, One Season</b>	<b>12</b>	Peter Sidorkiewicz, Binghamton Whalers - 1986-87 (8-5)	
Albany Devils, 2012-13 (3-12)		Brent Krahn, Omaha Ak-Sar-Ben Knights - 2005-06 (4-9)	
<b>Most Shootout Rounds, One Game</b>	<b>16</b>	<b>Most Shootout Wins, Goaltender, One Season</b>	<b>10</b>
Utah Grizzlies (2-for-16) vs. Cleveland Barons (3-for-16), Dec. 3, 2004		Anders Lindback, Milwaukee Admirals - 2017-18 (10-2)	
<b>Most Shootout Goals Scored, One Season</b>	<b>10</b>	<b>Most Shootout Losses, Goaltender, One Season</b>	<b>9</b>
David Krejci, Providence Bruins - 2006-07 (14 attempts)		Brent Krahn, Omaha Ak-Sar-Ben Knights - 2005-06 (4-9)	
David Ling, St. John's Maple Leafs - 2004-05 (20 attempts)		<b>Highest Save Percentage, One Season (min. 10 attempts)</b>	<b>1.000</b>
<b>Most Shootout Attempts, One Season</b>	<b>24</b>	Andrei Vasilevskiy, Syracuse Crunch - 2014-15 (13-for-13)	
Erik Westrum, Utah Grizzlies - 2004-05 (8 goals)		Juuse Saros, Milwaukee Admirals - 2015-16 (13-for-13)	
<b>Highest Shooting Percentage, One Season (min. 5 attempts)</b>	<b>1.000</b>	Harri Sateri, Grand Rapids Griffins - 2018-19 (12-for-12)	
Derek Nesbitt, Peoria Rivermen - 2011-12 (7-for-7)		Anton Forsberg, Charlotte Checkers - 2019-20 (12-for-12)	
David Krejci, Providence Bruins - 2007-08 (6-for-6)		Cory Schneider, Binghamton Devils - 2019-20 (10-for-10)	
Shawn Belle, Houston Aeros - 2006-07 (5-for-5)			
Yanick Lehoux, Hamilton Bulldogs - 2008-09 (5-for-5)			
Chad Billins, Grand Rapids Griffins - 2012-13 (5-for-5)			



## ALL-TIME REGULAR SEASON RECORDS

### PENALTY RECORDS

<b>Most Penalty Minutes In One Game, One Team</b>	<b>264</b>
Adirondack Red Wings, Oct. 14, 1981 at Hershey (12 minors, 8 majors, 20 misconducts)	
<b>Most Penalty Minutes In One Game, Both Teams</b>	<b>520</b>
Adirondack Red Wings (264) at Hershey Bears (256), Oct. 14, 1981 (Adirondack - 12 minors, 8 majors, 20 misconducts) (Hershey - 13 minors, 8 majors, 19 misconducts)	
<b>Most Penalty Minutes, One Season</b>	<b>2,872</b>
Hershey Bears, 1986-87 (80 games)	
<b>Most Penalty Shots, All Teams, One Season</b>	<b>80</b>
2011-12 (1,140 games)	

### MODERN-ERA RECORDS

The records that follow are ones that have not been kept through the duration of the league. The season in parentheses indicates when a particular record was formulated.

<b>Highest Plus-Minus Rating, One Season (91-92)</b>	<b>+59</b>
Joby Messier, Binghamton Rangers - 1992-93	
<b>Most Shots on Goal, One Season (92-93)</b>	<b>392</b>
Peter Ferraro, Binghamton Rangers - 1996-97	
<b>Most Shots on Goal, Game (92-93)</b>	<b>14</b>
Milos Holan, Hershey Bears - Nov. 10, 1994 at Adirondack Shawn Heins, Kentucky Thoroughblades - Oct. 22, 1999 vs. Cincinnati Steve Montador, Saint John Flames - Nov. 9, 2002 vs. St. John's Frank Banham, Springfield Falcons - Jan. 24, 2003 at Hartford Micki DuPont, Wilkes-Barre/Scranton Penguins - Apr. 5, 2003 vs. Norfolk Greg Carey, Lehigh Valley Phantoms - Dec. 4, 2019 at Springfield	
<b>Highest Shooting Percentage, One Season (92-93; min. 25 GP)</b>	<b>29.9</b>
Joe Gambardella, Bakersfield Condors - 2018-19 (29 goals, 97 shots)	

### SPECIAL TEAMS

NOTE — Special teams percentage records begin with the 1984-85 season.

<b>Most Power-Play Goals, One Season</b>	<b>124</b>
Nova Scotia Voyageurs, 1980-81	
<b>Most Power-Play Goals Against, One Season</b>	<b>121</b>
Binghamton Senators, 2005-06	
<b>Most Shorthanded Goals, One Season</b>	<b>26</b>
St. Catharines Saints, 1985-86 Philadelphia Phantoms, 1998-99	
<b>Most Shorthanded Goals Against, One Season (since 87-88)</b>	<b>25</b>
Norfolk Admirals, 2006-07	
<b>Highest Power-Play Percentage, One Season</b>	
Ontario Reign, 2021-22 (68 games) 27.48 Springfield Indians, 1993-94 (80 games) 26.78	
<b>Lowest Power-Play Percentage, One Season</b>	<b>10.36</b>
Rochester Americans, 2001-02	
<b>Highest Penalty-Killing Percentage, One Season</b>	<b>90.66</b>
Bridgeport Sound Tigers, 2003-04	
<b>Lowest Penalty-Killing Percentage, One Season</b>	<b>70.25</b>
Baltimore Skipjacks, 1987-88	
<b>Most Power-Play Opportunities, One Season</b>	<b>594</b>
Syracuse Crunch, 2005-06	
<b>Fewest Power-Play Opportunities, One Season</b>	
Sherbrooke Canadiens, 1986-87 (80 games) 268 Binghamton Senators, 2015-16 (76 games) 258 Bridgeport Islanders, 2021-22 (72 games) 226	
<b>Most Times Shorthanded, One Season</b>	<b>589</b>
Binghamton Senators, 2005-06	
<b>Fewest Times Shorthanded, One Season</b>	
St. Catharines Saints, 1984-85 (80 games) 264 Iowa Wild, 2015-16 (76 games) 247 Utica Comets, 2021-22 (72 games) 227	
<b>Most Shorthanded Goals Scored, One Team, One Game</b>	<b>4</b>
Fredericton Express vs. Newmarket Saints, Feb. 9, 1988 Halifax Citadels vs. Cape Breton Oilers, Oct. 16, 1988	
<b>Two Fastest Shorthanded Goals Scored</b>	<b>:03</b>
Abbotsford Heat vs. Toronto Marlies, Nov. 1, 2012	



**Matias Maccelli**

Finnish-born rookie Matias Maccelli ranked third in the entire AHL in scoring on Feb. 28, 2022, when he was recalled by the parent Arizona Coyotes. The 21-year-old forward finished his first North American campaign with 57 points in 47 games for Tucson, along with a goal and five assists in 23 NHL contests for Arizona.



**Stuart Skinner**

Stuart Skinner had another strong season in the AHL in 2021-22, posting a record of 22-7-5 for Bakersfield and establishing career bests in wins, goals-against average (2.21), save percentage (.920) and shutouts (five). Skinner also saw his first extended action in the NHL, making 13 appearances for the Edmonton Oilers (6-6-0, 2.62, .913).



# ALL-TIME REGULAR SEASON RECORDS

## POINTS

	Player	Played From-To	Total Seasons	GP	G	A	Pts
1.	Willie Marshall	1952-72	20	1,205	523	852	1,375
2.	Fred Glover	1948-68	20	1,201	520	814	1,334
3.	Jody Gage	1979-96	17	1,038	504	544	1,048
4.	Tim Tookey	1980-95	15	824	353	621	974
5.	Dick Gamble	1954-70	14	898	468	424	892
6.	Mike Nykoluk	1956-72	16	1,069	195	686	881
7.	Keith Aucoin	2001-14	13	769	244	613	857
8.	Harry Pidhirny	1948-66	17	1,071	376	453	829
9.	Jimmy Anderson	1954-70	16	943	426	395	821
10.	Mitch Lamoureux	1982-99	14	802	364	452	816
11.	Bill Sweeney	1957-69	12	695	294	510	804
12.	Bruce Boudreau	1979-92	11	634	316	483	799
13.	Larry Wilson	1951-68	15	899	298	492	790
14.	Darren Haydar	2002-13	11	780	292	496	788
15.	Zellio Toppazzini	1948-64	15	785	310	476	786
16.	Peter White	1992-2005	12	747	250	533	783
17.	Bruce Cline	1955-68	13	823	321	452	773
18.	Art Stratton	1955-75	12	669	211	555	766
19.	Bronco Horvath	1950-70	13	666	263	484	747
20.	Chris Bourque	2004-19	13	794	251	495	746
21.	Fred Thurier	1937-52	14	642	319	425	744
22.	Jim Bartlett	1955-73	16	955	360	382	742
23.	Rene Drolet	1962-78	15	840	298	443	741
24.	Alexandre Giroux	2001-12	11	771	368	336	704
25.	Don Biggs	1984-93	9	597	273	419	692
	Dave Creighton	1948-69	14	800	258	434	692
27.	<b>Cal O'Reilly</b>	<b>2005-22</b>	<b>15</b>	<b>826</b>	<b>151</b>	<b>535</b>	<b>686</b>
28.	Murray Eaves	1982-95	9	536	271	409	680
29.	Glenn Merkosky	1980-91	10	737	325	353	678
30.	Gerry Ehman	1952-67	11	654	311	365	676
31.	Brad Smyth	1994-2006	10	610	326	341	667
32.	Mark Greig	1990-2003	10	606	247	412	659
33.	Denis Hamel	1997-2012	12	850	338	313	651
34.	Jeannot Gilbert	1964-73	9	616	231	419	650
35.	Ab DeMarco	1938-52	10	544	229	409	638
	Michel Picard	1989-2004	9	582	283	355	638
37.	Brian Kilrea	1959-69	10	622	171	453	624
	Ken Gernander	1991-2005	14	973	293	331	624
39.	Les Douglas	1939-52	11	560	226	395	621
40.	Dunc Fisher	1947-60	9	579	285	335	620
	Craig Darby	1993-2006	10	703	218	402	620
42.	Ross Fitzpatrick	1982-92	10	554	308	311	619
	Arnie Kullman	1948-60	12	753	253	366	619
44.	Jack Gordon	1947-61	14	602	181	434	615
45.	<b>Chris Terry</b>	<b>2007-22</b>	<b>12</b>	<b>687</b>	<b>263</b>	<b>350</b>	<b>613</b>
46.	Mark Lofthouse	1977-89	12	575	281	325	606
47.	Michel Harvey	1959-71	11	726	238	363	601
48.	Cleland Mortson	1953-74	13	576	200	400	600

	Player	Played From-To	Total Seasons	GP	G	A	Pts
49.	Gordie Clark	1974-83	9	540	267	332	599
50.	Jason Krog	1999-2011	9	535	190	408	598
51.	Trent Whitfield	1998-2013	15	812	246	349	595
52.	Peter Ferraro	1994-2007	12	620	251	340	591
53.	Bob Solinger	1945-60	14	707	241	349	590
54.	T.J. Hensick	2007-19	12	653	172	416	588
55.	Geordie Robertson	1979-89	10	531	239	343	582
	Kris Newbury	2003-17	14	826	199	383	582
57.	Les Cunningham	1936-47	10	517	233	346	579
	Chris Mueller	2007-21	14	803	247	332	579
59.	Martin St. Pierre	2004-14	9	587	161	415	576
	Jon DiSalvatore	2003-16	12	814	236	340	576
61.	Eddie Olson	1946-55	9	593	216	359	575
62.	Marc Dufour	1963-75	10	607	233	341	574
63.	Ron Attwell	1954-70	13	719	199	373	572
64.	Wes Jarvis	1979-90	9	459	205	366	571
	Wayne Hicks	1960-70	9	570	230	341	571
66.	Corey Locke	2004-14	9	639	182	386	568
67.	Joe Szura	1962-72	9	608	233	334	567
68.	Bryan Helmer	1993-2013	19	1,117	129	435	564
69.	Travis Morin	2007-19	12	691	175	386	561
	Kent Hulst	1989-2001	11	735	226	335	561
71.	Chris Taylor	1992-2011	11	617	167	393	560
72.	Mark Mancari	2005-15	10	692	225	334	559
	Chris Conner	2005-20	15	731	209	350	559
74.	Billy Inglis	1967-78	9	587	225	333	558
75.	Phil Hergesheimer	1937-51	11	548	288	265	553
	Billy Gooden	1944-56	12	627	251	302	553
77.	Jeff Taffe	2002-14	12	681	224	323	547
78.	Tom Kostopoulos	1999-2018	12	722	211	329	540
79.	Paul Larivee	1952-62	10	570	217	322	539
80.	Tom Colley	1973-81	8	611	221	314	535
81.	Shawn McCosh	1990-99	9	522	189	339	528
82.	Steve Brule	1994-2004	9	600	223	304	527
83.	John Slaney	1991-2007	13	631	166	353	519
84.	Bob Rivard	1966-75	9	594	201	316	517
85.	Wayne Schaab	1975-83	7	488	195	321	516
86.	Steve Wochy	1945-55	10	546	253	262	515
	Ken Schinkel	1953-67	10	576	222	293	515
88.	Graham Mink	2001-13	12	719	253	258	511
89.	Andre Peloffy	1971-81	9	495	206	304	510
	Boyd Kane	1998-2013	15	938	215	295	510
91.	Steve Maltais	1989-2005	8	525	213	295	508
92.	Jeff Nelson	1992-2006	9	554	165	340	505
93.	Wayne Rivers	1961-72	10	490	251	253	504
94.	Ed Mazur	1951-64	9	575	223	280	503
95.	Bob Wren	1994-2003	8	536	187	315	502
96.	Gord Labossiere	1963-72	7	406	209	291	500

**Most Points, Career** **1,375**

Willie Marshall, Pittsburgh, Hershey, Rochester, Providence, Baltimore

**Most Points, One Season** **138**

Don Biggs, Binghamton - 1992-93 (54g, 84a in 78 games)

**Most Times Leading League in Scoring** **3**

Bill Sweeney, Springfield - 1960-61, 1961-62, 1962-63  
Peter White, Cape Breton - 1994-95; Philadelphia - 1996-97, 1997-98

**Most Seasons With 100 or More Points** **3**

Bill Sweeney, Springfield - 1960-61, 1961-62, 1962-63  
Bruce Boudreau, St. Catharines - 1982-83, 1983-84; Springfield - 1987-88  
Tim Tookey, Hershey - 1986-87, 1991-92, 1992-93  
Peter White, Cape Breton - 1994-95; Philadelphia 1996-97, 1997-98

**Most Points Scored by a Defenseman, Career** **564**

Bryan Helmer, Albany, Worcester, Manitoba, Springfield, Grand Rapids, San Antonio, Hershey, Oklahoma City

**Most Points Scored by a Defenseman, One Season** **96**

Chris Snell, St. John's - 1993-94 (22g, 74a)

**Most Points Scored, One Game** **9**

Art Stratton, Buffalo - Mar. 17, 1963 vs. Pittsburgh (9a)

**Most Consecutive Games With a Point** **39**

Darren Haydar, Chicago, Oct. 7, 2006 - Jan. 6, 2007 (24g, 55a)

**Most Points Scored, One Season, Team** **1,053**

Binghamton Rangers, 1992-93 (392 goals, 661 assists in 80 games)



**Cole Schneider**

Cole Schneider enters the 2022-23 season one point shy of joining the AHL's 500-point club. The 10-year pro set a career high with 30 goals for the Milwaukee Admirals last season, including 11 power-play tallies and seven game-winners.



## ALL-TIME REGULAR SEASON RECORDS

### 100 OR MORE POINTS IN ONE SEASON

	Year	GP	G	A	Pts		Year	GP	G	A	Pts
*Carl Liscombe, Providence	47-48	68	50	68	118	Murray Eaves, Adirondack	88-89	80	46	72	118
Cliff Simpson, Indianapolis	47-48	68	48	62	110	Benoit Brunet, Sherbrooke	88-89	73	41	76	117
*Sid Smith, Pittsburgh	48-49	68	55	57	112	Mike Richard, Baltimore	88-89	80	44	63	107
Carl Liscombe, Providence	48-49	68	55	47	102	Don Biggs, Hershey	88-89	76	36	67	103
*Les Douglas, Cleveland	49-50	67	32	68	100	*Paul Ysebaert, Utica	89-90	74	53	52	105
*Ab DeMarco, Buffalo	50-51	64	37	76	113	Ross Fitzpatrick, Hershey	89-90	74	45	58	103
*George "Red" Sullivan, Hershey	53-54	69	30	89	119	*Kevin Todd, Utica	90-91	75	37	81	118
Jack Gordon, Cleveland	53-54	70	31	71	102	Patrick Lebeau, Fredericton	90-91	69	50	51	101
*Zellio Toppazzini, Providence	55-56	64	42	71	113	Bill McDougall, Adirondack	90-91	71	47	53	100
*Willie Marshall, Hershey	57-58	68	40	64	104	Shaun Van Allen, Cape Breton	90-91	76	25	75	100
*Fred Glover, Cleveland	59-60	72	38	69	107	*Shaun Van Allen, Cape Breton	91-92	77	29	84	113
*Bill Sweeney, Springfield	60-61	70	40	68	108	Tim Tookey, Hershey	91-92	80	36	69	105
Phil Maloney, Buffalo	60-61	71	37	65	102	Stan Drulia, New Haven	91-92	77	49	53	102
*Bill Sweeney, Springfield	61-62	70	40	61	101	*Don Biggs, Binghamton	92-93	78	54	84	138
*Bill Sweeney, Springfield	62-63	69	38	65	103	Iain Fraser, Capital District	92-93	74	41	69	110
*Art Stratton, Buffalo	64-65	71	25	84	109	Tim Tookey, Hershey	92-93	80	38	70	108
Bronco Horvath, Rochester	64-65	72	38	68	106	Peter Ciavaglia, Rochester	92-93	64	35	67	102
*Jeanot Gilbert, Hershey	68-69	71	35	65	100	Chris Tancill, Adirondack	92-93	68	59	43	102
*Jude Drouin, Montreal	69-70	65	37	69	106	Brian McReynolds, Binghamton	92-93	79	30	70	100
*Yvon Lambert, Nova Scotia	72-73	75	52	52	104	*Tim Taylor, Adirondack	93-94	79	36	81	117
Tony Featherstone, Nova Scotia	72-73	74	49	54	103	Rich Chernomaz, St. John's	93-94	78	45	65	110
Morris Stefaniw, Nova Scotia	72-73	64	30	71	101	Stephane Morin, Hamilton	93-94	69	38	71	109
*Steve West, New Haven	73-74	76	50	60	110	Jeff Nelson, Portland	93-94	80	34	73	107
Marc Dufour, Baltimore	73-74	74	42	62	104	Yanic Perreault, St. John's	93-94	62	45	60	105
*Doug Gibson, Rochester	74-75	75	44	72	116	Mitch Lamoureux, Hershey	93-94	80	45	60	105
Peter Sullivan, Nova Scotia	74-75	75	44	60	104	Mike Tomlak, Springfield	93-94	79	44	56	100
*Norm Dube, Nova Scotia	79-80	77	40	61	101	*Peter White, Cape Breton	94-95	65	36	69	105
*Mark Lofthouse, Hershey	80-81	72	48	55	103	Steve Larouche, Pr. Edward I.	94-95	70	53	48	101
*Mike Kaszycki, New Brunswick	81-82	80	36	82	118	*Brad Smyth, Carolina	95-96	68	68	58	126
Gordie Clark, Maine	81-82	80	50	51	101	Jim Montgomery, Hershey	95-96	78	34	71	105
*Ross Yates, Binghamton	82-83	77	41	84	125	Mike Casselman, Carolina	95-96	70	34	68	102
Bruce Boudreau, St. Catharines	82-83	80	50	72	122	Peter Ferraro, Binghamton	95-96	68	48	53	101
Geordie Robertson, Rochester	82-83	72	46	73	119	Gilbert Dionne, Carolina	95-96	55	43	58	101
Mike Gillis, Baltimore	82-83	74	32	81	113	*Peter White, Philadelphia	96-97	80	44	61	105
Mitch Lamoureux, Baltimore	82-83	80	57	50	107	Terry Yake, Rochester	96-97	78	34	67	101
*Claude Larose, Sherbrooke	83-84	80	53	67	120	*Peter White, Philadelphia	97-98	80	27	78	105
Murray Eaves, Sherbrooke	83-84	78	47	68	115	Bob Wren, Cincinnati	97-98	77	42	58	100
Mike Kaszycki, St. Catharines	83-84	72	39	71	110	Steve Guolla, Kentucky	97-98	69	37	63	100
Bruce Boudreau, St. Catharines	83-84	80	47	62	109	*Dominic Pittis, Rochester	98-99	76	38	66	104
Ross Yates, Binghamton	83-84	69	35	73	108	Randy Robitaille, Providence	98-99	74	28	74	102
Mal Davis, Rochester	83-84	71	55	48	103	*Christian Matte, Hershey	99-00	73	43	61	104
Mark Lofthouse, New Haven	83-84	79	37	64	101	*Derek Armstrong, Hartford	00-01	75	32	69	101
*Paul Gardner, Binghamton	84-85	64	51	79	130	*Jason Spezza, Binghamton	04-05	80	32	85	117
*Paul Gardner, Rochester	85-86	73	61	51	112	Mike Cammalleri, Manchester	04-05	79	46	63	109
*Tim Tookey, Hershey	86-87	80	51	73	124	*Kirby Law, Houston	05-06	80	43	67	110
Bruce Boudreau, Springfield	87-88	80	42	74	116	*Darren Haydar, Chicago	06-07	73	41	81	122
Jean-Marc Lanthier, Fredericton	87-88	74	35	71	106	*Jason Krog, Chicago	07-08	80	39	73	112
Jody Gage, Rochester	87-88	76	60	44	104	*Keith Aucoin, Hershey	09-10	72	35	71	106
Alfie Turcotte, Balt/Monc/Sher	87-88	66	36	66	102	Alexandre Giroux, Hershey	09-10	69	50	53	103
*Stephan Lebeau, Sherbrooke	88-89	78	70	64	134	*Andrew Poturalski, Chicago	21-22	71	28	73	101

\*Indicates scoring leader for that year

### 50 OR MORE GOALS IN ONE SEASON

	Year	GP	G	Pts		Year	GP	G	Pts
*John Holota, Cleveland	46-47	64	52	87	*Jody Gage, Rochester	87-88	76	60	104
*Carl Liscombe, Providence	47-48	68	50	118	Marty Dallman, Newmarket	87-88	76	50	86
*Sid Smith, Pittsburgh	48-49	68	55	112	*Stephan Lebeau, Sherbrooke	88-89	78	70	134
Carl Liscombe, Providence	48-49	68	55	102	Ken Priestlay, Rochester	88-89	64	56	93
Jean-Paul Gladu, St. Louis	48-49	67	51	85	*John LeBlanc, Cape Breton	89-90	77	54	88
*Camille Henry, Providence	55-56	59	50	91	Mark Pederson, Sherbrooke	89-90	72	53	95
*Len Lunde, Buffalo	64-65	72	50	96	Paul Ysebaert, Utica	89-90	74	53	105
*Roger DeJordy, Hershey	66-67	72	52	84	*Michel Picard, Springfield	90-91	77	56	96
*Guy Trottier, Buffalo	69-70	71	55	88	Patrick Lebeau, Fredericton	90-91	69	50	101
*Yvon Lambert, Nova Scotia	72-73	75	52	103	*Dan Currie, Cape Breton	91-92	66	50	92
*Murray Kuntz, Rochester	73-74	73	51	82	*Chris Tancill, Adirondack	92-93	68	59	102
Steve West, New Haven	73-74	76	50	110	Dan Currie, Cape Breton	92-93	75	57	98
*Richard David, Fredericton	81-82	74	51	84	Don Biggs, Binghamton	92-93	78	54	138
Gordie Clark, Maine	81-82	80	50	101	*Patrik Augusta, St. John's	93-94	77	53	96
*Mitch Lamoureux, Baltimore	82-83	80	57	107	Mark Pederson, Adirondack	93-94	62	52	97
Tony Cassolato, Hershey	82-83	75	53	91	*Steve Larouche, Pr. Edward I.	94-95	70	53	101
Bruce Boudreau, St. Catharines	82-83	80	50	122	*Brad Smyth, Carolina	95-96	68	68	126
*Mal Davis, Rochester	83-84	71	55	103	*Brad Smyth, Hartford	00-01	77	50	79
Claude Larose, Sherbrooke	83-84	80	53	120	*Donald MacLean, Grand Rapids	05-06	76	56	88
Daryl Evans, New Haven	83-84	69	51	85	*Denis Hamel, Binghamton	05-06	77	56	91
*Paul Gardner, Binghamton	84-85	64	51	130	*Brett Sterling, Chicago	06-07	77	55	97
*Paul Gardner, Rochester	85-86	73	61	112	*Alexandre Giroux, Hershey	08-09	69	60	97
Paul Fenton, Binghamton	85-86	75	53	88	*Alexandre Giroux, Hershey	09-10	69	50	103
Ross Fitzpatrick, Hershey	85-86	77	50	97					
*Glenn Merkosky, Adirondack	86-87	77	54	85					
Tim Tookey, Hershey	86-87	80	51	124					
Brett Hull, Moncton	86-87	67	50	92					

\*Indicates goal-scoring leader for that year



## ALL-TIME REGULAR SEASON RECORDS

### MOST POINTS, ONE SEASON

	Year	GP	G	A	Pts		Year	GP	G	A	Pts		
1.	Don Biggs, Binghamton	1992-93	78	54	84	<b>138</b>	19.	Doug Gibson, Rochester	1974-75	75	44	72	<b>116</b>
2.	Stephan Lebeau, Sherbrooke	1988-89	78	70	64	<b>134</b>		Bruce Boudreau, Springfield	1987-88	80	42	74	<b>116</b>
3.	Paul Gardner, Binghamton	1984-85	64	51	79	<b>130</b>	21.	Murray Eaves, Sherbrooke	1983-84	78	47	68	<b>115</b>
4.	Brad Smyth, Carolina	1995-96	68	68	58	<b>126</b>	22.	Zellio Toppazzini, Providence	1955-56	64	42	71	<b>113</b>
5.	Ross Yates, Binghamton	1982-83	77	41	84	<b>125</b>		Ab DeMarco, Buffalo	1950-51	64	37	76	<b>113</b>
6.	Tim Tookey, Hershey	1986-87	80	51	73	<b>124</b>		Mike Gillis, Baltimore	1982-83	74	32	81	<b>113</b>
7.	Darren Haydar, Chicago	2006-07	73	41	81	<b>122</b>		Shaun Van Allen, Cape Breton	1991-92	77	29	84	<b>113</b>
	Bruce Boudreau, St. Catharines	1982-83	80	50	72	<b>122</b>	26.	Sid Smith, Pittsburgh	1948-49	68	55	57	<b>112</b>
9.	Claude Larose, Sherbrooke	1983-84	80	53	67	<b>120</b>		Paul Gardner, Rochester	1985-86	73	61	51	<b>112</b>
10.	George "Red" Sullivan, Hershey	1953-54	69	30	89	<b>119</b>		Jason Krog, Chicago	2007-08	80	39	73	<b>112</b>
	Geordie Robertson, Rochester	1982-83	72	46	73	<b>119</b>	29.	Cliff Simpson, Indianapolis	1947-48	68	48	62	<b>110</b>
12.	Carl Liscombe, Providence	1947-48	68	50	68	<b>118</b>		Mike Kaszycki, St. Catharines	1983-84	72	39	71	<b>110</b>
	Kevin Todd, Utica	1990-91	75	37	81	<b>118</b>		Iain Fraser, Capital District	1992-93	74	41	69	<b>110</b>
	Murray Eaves, Adirondack	1988-89	80	46	72	<b>118</b>		Steve West, New Haven	1973-74	76	50	60	<b>110</b>
	Mike Kaszycki, New Brunswick	1981-82	80	36	82	<b>118</b>		Rich Chernomaz, St. John's	1993-94	78	45	65	<b>110</b>
16.	Benoit Brunet, Sherbrooke	1988-89	73	41	76	<b>117</b>		Kirby Law, Houston	2005-06	80	43	67	<b>110</b>
	Tim Taylor, Adirondack	1993-94	79	36	81	<b>117</b>							
	Jason Spezza, Binghamton	2004-05	80	32	85	<b>117</b>							

### MOST POINTS PER GAME, ONE SEASON (MIN. 50 PTS.)

	Year	Pt/G	GP	G	A	Pts		Year	Pt/G	GP	G	A	Pts		
1.	Len Hachborn, Springfield	1983-84	<b>2.14</b>	18	28	42	60	14.	Stephan Lebeau, Sherbrooke	1988-89	<b>1.72</b>	78	70	64	134
2.	Paul Gardner, Binghamton	1984-85	<b>2.03</b>	64	51	79	130	15.	Brett Harkins, Carolina	1995-96	<b>1.71</b>	55	23	71	94
3.	J.F. Sauve, Fredericton	1983-84	<b>1.92</b>	26	19	31	50	16.	Yanic Perreault, St. John's	1993-94	<b>1.69</b>	62	45	60	105
4.	Brandon Bochenski, Norfolk	2006-07	<b>1.89</b>	35	33	33	66	17.	Ab DeMarco, Providence	1942-43	<b>1.69</b>	39	27	39	66
5.	Fred Thurier, Buffalo	1943-44	<b>1.87</b>	39	33	40	73		Steve Larouche, Binghamton	1995-96	<b>1.69</b>	39	20	46	66
6.	Brad Smyth, Carolina	1995-96	<b>1.85</b>	68	68	58	126	19.	Pavol Demitra, Prince Edward Island	1995-96	<b>1.69</b>	48	28	53	81
7.	Gilbert Dionne, Carolina	1995-96	<b>1.84</b>	55	43	58	101	20.	Norm Burns, New Haven	1941-42	<b>1.69</b>	35	27	32	59
8.	Jason Krog, Chicago	2006-07	<b>1.82</b>	44	26	54	80	21.	Pete Kelly, Springfield	1941-42	<b>1.67</b>	46	33	44	77
9.	Don Biggs, Binghamton	1992-93	<b>1.77</b>	78	54	84	138	22.	Willie Marshall, Pittsburgh	1955-56	<b>1.67</b>	58	45	52	97
10.	Ab DeMarco, Buffalo	1950-51	<b>1.77</b>	64	37	76	113	23.	Darren Haydar, Chicago	2006-07	<b>1.67</b>	73	41	81	122
	Zellio Toppazzini, Providence	1955-56	<b>1.77</b>	64	42	71	113	24.	Geordie Robertson, Rochester	1982-83	<b>1.65</b>	72	46	73	119
12.	Carl Liscombe, Providence	1947-48	<b>1.74</b>	68	50	68	118	25.	Sid Smith, Pittsburgh	1948-49	<b>1.65</b>	68	55	57	112
13.	George "Red" Sullivan, Hershey	1953-54	<b>1.73</b>	69	30	89	119								

### MOST GOALS, ONE SEASON

	Year	GP	G	A	Pts		Year	GP	G	A	Pts		
1.	Stephan Lebeau, Sherbrooke	1988-89	78	<b>70</b>	64	134	13.	Sid Smith, Pittsburgh	1948-49	68	<b>55</b>	57	112
2.	Brad Smyth, Carolina	1995-96	68	<b>68</b>	58	126		Carl Liscombe, Providence	1948-49	68	<b>55</b>	47	102
3.	Paul Gardner, Rochester	1985-86	73	<b>61</b>	51	112		Mal Davis, Rochester	1983-84	71	<b>55</b>	48	103
4.	Alexandre Giroux, Hershey	2008-09	69	<b>60</b>	37	97		Guy Trottier, Buffalo	1969-70	71	<b>55</b>	33	88
	Jody Gage, Rochester	1987-88	76	<b>60</b>	44	104		Brett Sterling, Chicago	2006-07	77	<b>55</b>	42	97
6.	Chris Tancill, Adirondack	1992-93	68	<b>59</b>	43	102	18.	John LeBlanc, Cape Breton	1989-90	77	<b>54</b>	34	88
7.	Dan Currie, Cape Breton	1992-93	75	<b>57</b>	41	98		Glenn Merkosky, Adirondack	1986-87	77	<b>54</b>	31	85
	Mitch Lamoureux, Baltimore	1982-83	80	<b>57</b>	50	107		Don Biggs, Binghamton	1992-93	78	<b>54</b>	84	138
9.	Ken Priestlay, Rochester	1988-89	64	<b>56</b>	37	93							
	Donald MacLean, Grand Rapids	2005-06	76	<b>56</b>	32	88							
	Michel Picard, Springfield	1990-91	77	<b>56</b>	40	96							
	Denis Hamel, Binghamton	2005-06	77	<b>56</b>	35	91							

### MOST ASSISTS, ONE SEASON

	Year	GP	G	A	Pts		Year	GP	G	A	Pts		
1.	George "Red" Sullivan, Hershey	1953-54	69	30	<b>89</b>	119	15.	Ab DeMarco, Buffalo	1950-51	64	37	<b>76</b>	113
2.	Jason Spezza, Binghamton	2004-05	80	32	<b>85</b>	117		Benoit Brunet, Sherbrooke	1988-89	73	41	<b>76</b>	117
3.	T.J. Nyan, Ontario	2021-22	62	14	<b>84</b>	98	17.	Shaun Van Allen, Cape Breton	1990-91	76	25	<b>75</b>	100
	Art Stratton, Buffalo	1964-65	71	25	<b>84</b>	109	18.	Randy Robitaille, Providence	1998-99	74	28	<b>74</b>	102
	Ross Yates, Binghamton	1982-83	77	41	<b>84</b>	125		Chris Snell, St. John's	1993-94	75	22	<b>74</b>	96
	Shaun Van Allen, Cape Breton	1991-92	77	29	<b>84</b>	113		Bruce Boudreau, Springfield	1987-88	80	42	<b>74</b>	116
	Don Biggs, Binghamton	1992-93	78	54	<b>84</b>	138	21.	Ross Yates, Binghamton	1983-84	69	35	<b>73</b>	108
8.	Mike Kaszycki, New Brunswick	1981-82	80	36	<b>82</b>	118		Brian Kilrea, Springfield	1961-62	70	20	<b>73</b>	93
9.	Darren Haydar, Chicago	2006-07	73	41	<b>81</b>	122		Andrew Poturalski, Chicago	2021-22	71	28	<b>73</b>	101
	Mike Gillis, Baltimore	1982-83	74	32	<b>81</b>	113		Geordie Robertson, Rochester	1982-83	72	46	<b>73</b>	119
	Kevin Todd, Utica	1990-91	75	37	<b>81</b>	118		John Chabot, Nova Scotia	1982-83	76	16	<b>73</b>	89
	Tim Taylor, Adirondack	1993-94	79	36	<b>81</b>	117		Jason Krog, Chicago	2007-08	80	39	<b>73</b>	112
13.	Paul Gardner, Binghamton	1984-85	64	51	<b>79</b>	130		Tim Tookey, Hershey	1986-87	80	51	<b>73</b>	124
14.	Peter White, Philadelphia	1997-98	80	27	<b>78</b>	105		Jeff Nelson, Portland	1993-94	80	34	<b>73</b>	107





# ALL-TIME REGULAR SEASON RECORDS

## GOALS

	Player	Played From-To	Total Seasons	GP	G
1.	Willie Marshall	1952-72	20	1,205	523
2.	Fred Glover	1948-68	20	1,201	520
3.	Jody Gage	1979-96	17	1,038	504
4.	Dick Gamble	1954-70	14	898	468
5.	Jimmy Anderson	1954-70	16	943	426
6.	Harry Pidhirny	1948-66	17	1,071	376
7.	Alexandre Giroux	2001-12	11	771	368
8.	Mitch Lamoureux	1982-99	14	802	364
9.	Jim Bartlett	1955-73	16	955	360
10.	Tim Tookey	1980-95	15	824	353
11.	Denis Hamel	1997-2012	12	850	338
12.	Brad Smyth	1994-2006	10	610	326
13.	Glenn Merkosky	1980-91	10	737	325
14.	Bruce Cline	1955-68	13	823	321
15.	Fred Thurier	1937-52	14	642	319
16.	Bruce Boudreau	1978-92	11	634	316
17.	Gerry Ehman	1952-67	11	659	311
18.	Zellio Toppazzini	1948-64	15	785	310
19.	Ross Fitzpatrick	1982-92	10	554	308
20.	Rene Drolet	1962-78	15	840	298
	Larry Wilson	1951-68	15	899	298
22.	Bill Sweeney	1957-69	12	695	294
23.	Ken Gernander	1991-2005	14	973	293
24.	Darren Haydar	2002-13	11	780	292
25.	Phil Hergesheimer	1937-51	11	548	288

**Most Goals, Career** **523**  
Willie Marshall, Pittsburgh, Hershey, Rochester, Providence, Baltimore

**Most Goals, One Season** **70**  
Stephan Lebeau, Sherbrooke - 1988-89 (78 games)

**Most Goals, One Game** **6**  
Bob Heron, Pittsburgh - Feb. 4, 1942 vs. New Haven (13-4 win)  
Harry Pidhirny, Syracuse - Nov. 21, 1953 vs. Providence (9-1 win)  
Camille Henry, Providence - Feb. 26, 1956 vs. Springfield (8-3 win)  
Patrick Lebeau, Fredericton - Feb. 1, 1991 at Cape Breton (8-7 win)

**Most Consecutive Games to Score a Goal** **15**  
Alexandre Giroux, Hershey - Nov. 26, 2008 - Jan. 18, 2009 (22g)

**Most Times To Lead League in Goals** **2**  
Phil Hergesheimer, Cleveland - 1937-38 (25), 1938-39 (34)  
Carl Liscombe, Providence - 1947-48 (50), 1948-49 (55)  
Lou Trudel, Washington - 1941-42 (37); Cleveland - 1944-45 (45)  
Guy Trottier, Buffalo - 1968-69 (45), 1969-70 (55)  
Paul Gardner, Binghamton - 1984-85 (51); Rochester - 1985-86 (61)  
Brad Smyth, Carolina - 1995-96 (68); Hartford - 2000-01 (50)  
Alexandre Giroux, Hershey - 2008-09 (60), 2009-10 (50)

**Most Seasons Scoring 50+ Goals** **2**  
Carl Liscombe, Providence - 1947-48 (50), 1948-49 (55)  
Paul Gardner, Binghamton - 1984-85 (51); Rochester - 1985-86 (61)  
Dan Currie, Cape Breton - 1991-92 (50); 1992-93 (57)  
Mark Pederson, Sherbrooke - 1989-90 (53); Adirondack - 1993-94 (52)  
Brad Smyth, Carolina - 1995-96 (68); Hartford - 2000-01 (50)  
Alexandre Giroux, Hershey - 2008-09 (60), 2009-10 (50)

**Most Seasons Scoring 40+ Goals** **7**  
Jody Gage, Adirondack, Rochester

**Most Seasons Scoring 30+ Goals** **11**  
Dick Gamble, Buffalo, Rochester

**Most Seasons Scoring 20+ Goals** **16**  
Fred Glover, Indianapolis, Cleveland

**Most Goals by a Defenseman, Career** **166**  
John Slaney, Baltimore, Portland, Cornwall, W-B/Scranton, Philadelphia

**Most Goals by a Defenseman, One Season** **30**  
John Slaney, Wilkes-Barre/Scranton, 1999-2000

**Most Goals by a Defenseman, One Game** **5**  
Dave Amadio, Springfield - Feb. 8, 1964 vs. Rochester

**Most Consecutive Games to Score a Goal, Defenseman** **7**  
Brian Chapman, Springfield - Oct. 26, 1992 - Nov. 13, 1992 (7g)

**Most Goals Scored in One Period** **4**  
Norm Calladine, Providence - Feb. 12, 1942 at Buffalo (3rd per., 7-9 loss)  
Alex Ritson, Indianapolis - Dec. 18, 1943 at Pittsburgh (3rd per., 5-2 win)  
Gerry Couture, Indianapolis - Oct. 20, 1946 vs. Philadelphia (3rd per., 10-0 win)  
Camille Henry, Providence - Feb. 26, 1956 vs. Springfield (2nd per., 8-3 win)  
Mike Murray, Hershey - Nov. 25, 1987 vs. Binghamton (2nd per., 8-2 win)  
Paul DiPietro, Fredericton - Apr. 4, 1992 at Maine (2nd per., 12-1 win)  
Ralph Intranuovo, Cape Breton - Apr. 16, 1996 vs. Saint John (1st per., 5-6 OTL)  
Chad Wiseman, Albany - Mar. 9, 2011 vs. Bridgeport (3rd per., 5-4 win)

**Most Goals, Two Consecutive Games** **9**  
Camille Henry, Providence - Feb. 26, 1956 vs. Springfield (6); Mar. 2, 1956 at Pittsburgh (3)

	Player	Played From-To	Total Seasons	GP	G
26.	Dunc Fisher	1947-60	9	579	285
27.	Michel Picard	1989-2004	9	582	283
28.	Mark Lofthouse	1977-89	12	575	281
29.	Don Biggs	1984-93	9	597	273
30.	Murray Eaves	1982-95	9	536	271
31.	John LeBlanc	1986-95	8	429	267
	Gordie Clark	1974-83	9	540	267
33.	Bronco Horvath	1950-70	13	666	263
	<b>Chris Terry</b>	<b>2007-22</b>	<b>12</b>	<b>687</b>	<b>263</b>
35.	Reggie Savage	1990-2004	10	511	259
36.	Dave Creighton	1948-69	14	800	258
37.	Steve Wochoy	1945-55	10	546	253
	Graham Mink	2001-13	12	719	253
	Arnie Kullman	1948-60	12	748	253
40.	Wayne Rivers	1961-72	10	490	251
	Peter Ferraro	1994-2007	12	620	251
	Billy Gooden	1944-56	12	627	251
	Chris Bourque	2004-19	13	794	251
44.	Brett Sterling	2006-18	9	546	250
	Peter White	1992-2005	12	747	250
46.	Billy Dea	1958-72	11	720	248
47.	Mark Greig	1990-2003	10	606	247
	Chris Mueller	2007-21	14	803	247
49.	Trent Whitfield	1998-2013	15	812	246
50.	Keith Aucoin	2001-14	13	769	244

**Most Goals, Three Consecutive Games** **11**  
Camille Henry, Providence - Feb. 25, 1956 at Springfield (2); Feb. 26, 1956 vs. Springfield (6); Mar. 2, 1956 at Pittsburgh (3)

**Most Goals, Four Consecutive Games** **13**  
Camille Henry, Providence - Feb. 22, 1956 vs. Buffalo (2); Feb. 25, 1956 at Springfield (2); Feb. 26, 1956 vs. Springfield (6); Mar. 2, 1956 at Pittsburgh (3)

**Fastest Goal from Start of Period** **:04**  
Art Giroux, Providence - Mar. 16, 1939 vs. Syracuse (2nd per.)  
Wayne Bianchin, Syracuse - Jan. 12, 1975 vs. Hershey (1st per.)  
Rod Schutt, Nova Scotia - Nov. 30, 1977 vs. Binghamton (3rd per.)

**Fastest Overtime Goal** **:05**  
Dave Saatzter, Nova Scotia - Mar. 16, 1980 vs. Maine  
Chris Corrinet, Portland - Apr. 4, 2002 vs. Albany  
Jason Zucker, Houston - Nov. 25, 2012 vs. Abbotsford  
Brendan Gaunce, Utica - Feb. 6, 2016 at St. John's

**Fastest Two Consecutive Goals by One Player** **:05**  
Norm Corcoran, Hershey - Dec. 25, 1951 vs. Syracuse  
Jimmy Bartlett, Providence - Jan. 5, 1958 vs. Rochester  
Dennis Olson, Springfield - Feb. 7, 1959 vs. Providence

**Fastest Three Consecutive Goals by One Player** **:57**  
Bill Jennings, Indianapolis - Feb. 16, 1941 vs. Hershey

**Most Game-Winning Goals, One Season** **15**  
Jeff Hamilton, Bridgeport - 2003-04

**Most Power-Play Goals, One Season** **27**  
Mitch Lamoureux, Hershey - 1993-94  
Brad Smyth, Carolina - 1995-96  
Peter Ferraro, Binghamton - 1995-96  
Denis Hamel, Binghamton - 2005-06

**Most Shorthanded Goals, One Season** **11**  
Gary McAdam, Rochester - 1982-83

**Most Shorthanded Goals, One Game** **3**  
Mike Chernoff, Jacksonville - Jan. 23, 1973 vs. Springfield (at Cleveland)  
Dan Daoust, Nova Scotia - Apr. 3, 1982 at Fredericton  
Tyler Graovac, Stockton - Dec. 22, 2018 at Iowa

**Fastest Two Shorthanded Goals Scored** **:08**  
Jody Gage, Rochester - Mar. 25, 1989 at Binghamton

**Most Unassisted Goals, One Season** **11**  
Joe Motzko, Syracuse/Portland - 2006-07

**Most Unassisted Goals, One Game** **3**  
Alex Ritson, Indianapolis - Dec. 18, 1943 at Pittsburgh  
Michel Picard, Prince Edward Island - Nov. 16, 1994 at Springfield  
Frank Vatrano, Providence - Mar. 6, 2016 vs. Portland

**Most Hat Tricks, Career** **25**  
Willie Marshall, Pittsburgh, Hershey, Rochester, Providence, Baltimore

**Most Hat Tricks, One Season** **7**  
Bill Lothead, New Haven - 1979-80  
Mark Pederson, Adirondack - 1993-94

**Most Consecutive Games with a Hat Trick** **2**  
Many players; last: Justin Bailey, Utica  
- Jan. 15, 2020 vs. Hartford; Jan. 17, 2020 vs. Hartford



## ALL-TIME REGULAR SEASON RECORDS

### ASSISTS

	Player	Played From-To	Total Seasons	GP	A
1.	Willie Marshall	1952-72	20	1,205	852
2.	Fred Glover	1948-68	20	1,201	814
3.	Mike Nykoluk	1956-72	16	1,069	686
4.	Tim Tookey	1980-95	15	824	621
5.	Keith Aucoin	2001-14	13	769	613
6.	Art Stratton	1955-75	12	669	555
7.	Jody Gage	1979-96	17	1,038	544
8.	<b>Cal O'Reilly</b>	<b>2005-22</b>	<b>15</b>	<b>826</b>	<b>535</b>
9.	Peter White	1992-2005	12	747	533
10.	Bill Sweeney	1957-69	12	695	510
11.	Darren Haydar	2002-13	11	780	496
12.	Chris Bourque	2004-19	13	794	495
13.	Larry Wilson	1951-68	15	899	492
14.	Bronco Horvath	1950-70	13	666	484
15.	Bruce Boudreau	1978-92	11	634	483
16.	Zellio Toppazzini	1948-64	15	785	476
17.	Brian Kilrea	1959-69	10	622	453
	Harry Pidhirny	1948-66	17	1,071	453
19.	Mitch Lamoureux	1982-99	14	802	452
	Bruce Cline	1955-68	13	823	452
21.	Rene Drolet	1962-78	15	840	443
22.	Bryan Helmer	1993-2013	19	1,117	435
23.	Jack Gordon	1947-61	14	602	434
	Dave Creighton	1948-69	14	800	434
25.	Fred Thurier	1937-52	14	642	425

**Most Assists, Career** **852**  
Willie Marshall, Pittsburgh, Hershey, Rochester, Providence, Baltimore

**Most Assists, One Season** **89**  
George "Red" Sullivan, Hershey - 1953-54 (69 games)

**Most Times To Lead League In Assists** **4**  
Art Stratton, Buffalo - 1962-63 (70), 1964-65 (84); Pittsburgh - 1963-64 (65); Baltimore - 1973-74 (71)

**Most Assists by a Defenseman, Career** **435**  
Bryan Helmer, Albany, Worcester, Manitoba, Springfield, Grand Rapids, San Antonio, Hershey, Oklahoma City

**Most Assists by a Defenseman, One Season** **74**  
Chris Snell, St. John's - 1993-94

	Player	Played From-To	Total Seasons	GP	A
26.	Dick Gamble	1954-70	14	898	424
27.	Don Biggs	1984-93	9	597	419
	Jeannot Gilbert	1964-73	9	616	419
29.	T.J. Hensick	2007-19	12	653	416
30.	Martin St. Pierre	2004-14	9	587	415
31.	Mark Greig	1990-2003	10	606	412
32.	Murray Eaves	1982-95	9	536	409
	Ab DeMarco	1938-52	10	544	409
34.	Jason Krog	1999-2011	9	535	408
35.	Craig Darby	1993-2006	10	703	402
36.	Cleland Mortson	1953-74	13	576	400
37.	Les Douglas	1939-52	11	525	395
	Jimmy Anderson	1954-70	16	943	395
39.	Chris Taylor	1992-2011	11	617	393
40.	Corey Locke	2004-14	9	639	386
	Travis Morin	2007-19	12	691	386
	Steve Kraftcheck	1949-64	13	839	386
43.	Kris Newbury	2003-17	14	826	383
44.	Jim Bartlett	1955-73	16	955	382
45.	Ron Attwell	1954-70	13	719	373
46.	Wes Jarvis	1979-90	9	459	366
	Arnie Kullman	1948-60	12	748	366
48.	Gerry Ehman	1952-67	11	659	365
49.	Michel Harvey	1959-71	11	726	363
50.	Eddie Olson	1946-55	9	593	359

**Most Assists, One Game** **9**  
Art Stratton, Buffalo - Mar. 17, 1963 vs. Pittsburgh

**Most Assists by a Goaltender, One Game** **3**  
Lynn Zimmerman, Rochester - Nov. 3, 1972 vs. New Haven  
Jim Weaver, Hershey - Jan. 21, 1978 vs. Philadelphia  
Martin Brodeur, Utica - Jan. 23, 1993 at Adirondack  
Mike Smith, Iowa - Mar. 3, 2006 at Peoria

**Most Consecutive Games to Record an Assist** **17**  
Shaun Van Allen, Cape Breton - Oct. 11, 1992 - Nov. 23, 1992 (35a)  
Peter White, Cape Breton - Oct. 19, 1993 - Mar. 13, 1994 (25a)



**Joe Snively**

A native of the Washington, D.C., suburb of Herndon, Va., Joe Snively reached the NHL last season and recorded four goals and three assists in 12 games with his hometown Capitals. Snively also skated in 35 AHL games with Hershey and posted 15 goals, 23 assists and a team-best plus-22 rating.



**Alexander Holtz**

The seventh overall pick in the 2020 NHL Draft, Alexander Holtz was one of several bright young stars to shine in the AHL last season. The Swedish-born winger scored a team-high 26 goals and finished with 51 points in 52 games for Utica, and added two assists in nine games with New Jersey after making his NHL debut in November.



# ALL-TIME REGULAR SEASON RECORDS

## GAMES PLAYED

	Player	Played From-To	Total Seasons	GP
1.	Willie Marshall	1952-72	20	1,205
2.	Fred Glover	1948-68	20	1,201
3.	Bryan Helmer	1993-2013	19	1,117
4.	Harry Pidhirny	1948-66	17	1,071
5.	Mike Nykoluk	1956-72	16	1,069
6.	Jody Gage	1979-96	17	1,038
7.	Rob Murray	1988-2003	15	1,018
8.	Bill Needham	1956-71	15	981
9.	<b>Brett Sutter</b>	<b>2007-22</b>	<b>15</b>	<b>974</b>
10.	Ken Gernander	1991-2005	14	973
11.	Jim Bartlett	1955-73	16	955
12.	Jimmy Anderson	1954-70	16	943
13.	Boyd Kane	1998-2013	15	938
14.	Les Duff	1955-70	15	927
15.	Larry Wilson	1951-68	15	899
16.	Dick Gamble	1954-70	14	898
17.	Mark Wotton	1994-2011	14	896
18.	Terry Virtue	1993-2007	14	888
19.	Maxime Fortunus	2003-18	15	882
20.	Aldo Guidolin	1955-69	14	879
21.	Nolan Baumgartner	1996-2012	15	878
22.	Dennis Bonvie	1993-2008	15	871
23.	Brennan Evans	2003-16	13	870
24.	Andy Branigan	1940-58	15	859
25.	Denis Hamel	1997-2012	12	850
	Ed MacQueen	1954-71	16	850

**Most Games Played All-Time** **1,205**  
Willie Marshall, Pittsburgh, Hershey, Rochester, Providence, Baltimore

**Most Games Played All-Time by a Defenseman** **1,117**  
Bryan Helmer, Albany, Worcester, Manitoba, Springfield, Grand Rapids, San Antonio, Hershey, Oklahoma City

**Most Seasons Played All-Time** **20**  
Willie Marshall, Pittsburgh, Hershey, Rochester, Providence, Baltimore  
Fred Glover, Indianapolis, Cleveland

**Most Consecutive Games Played** **548**  
Billy Dea, Buffalo Bisons - Oct. 8, 1958 - Feb. 9, 1966

**Most Games Played, One Regular Season** **85**  
Dane Byers, Connecticut, Springfield, San Antonio - 2010-11

	Player	Played From-To	Total Seasons	GP
27.	Dan Jancevski	2001-12	11	844
28.	Rene Drolet	1962-78	15	840
29.	Ralph Keller	1957-74	13	839
	Steve Kraftcheck	1949-64	13	839
31.	John Stevens	1984-99	14	834
32.	Kris Newbury	2003-17	14	826
	<b>Cal O'Reilly</b>	<b>2005-22</b>	<b>15</b>	<b>826</b>
34.	Tim Tookey	1980-95	15	824
35.	Bruce Cline	1955-68	13	823
36.	Tommy Williams	1948-64	15	822
37.	Jon DiSalvatore	2003-16	12	814
38.	Trent Whitfield	1998-2013	15	812
39.	Chris Mueller	2007-21	14	803
40.	Mitch Lamoureux	1982-99	14	802
41.	Dave Creighton	1948-69	14	800
42.	Frank Mathers	1948-62	14	799
43.	Chris Bourque	2004-19	13	794
44.	Zellio Toppazzini	1948-64	15	785
45.	Darren Haydar	2002-13	11	780
46.	Alexandre Giroux	2001-12	11	771
47.	Brandon Smith	1994-2007	13	769
	Keith Aucoin	2001-14	13	769
49.	Don Cherry	1954-72	14	767
50.	Marcel Paille (G)	1956-74	15	765

**Most Games Played With Same Club** **992**  
Fred Glover, Cleveland Barons

**Most Seasons With Same Club** **16**  
Fred Glover, Cleveland Barons

**Most Players Used, One Season** **70**  
Providence Bruins, 1999-2000

**Most Goaltenders Used, One Season** **12**  
Cincinnati Mighty Ducks, 2000-01



**Brett Sutter**

Brett Sutter climbed into the AHL's top 10 in career games last season, finishing his 15th AHL campaign with 974 contests played. Drafted by the Calgary Flames in 2005, Sutter returns to the organization after signing with the AHL Wranglers for 2022-23 after six seasons with the Ontario Reign.



**Justus Annunen**

After making his AHL debut late in the 2020-21 season, Justus Annunen was one of the busiest goaltenders in the AHL in 2021-22, ranking third in the league in minutes played while posting a record of 24-13-6 with two shutouts for the Colorado Eagles. Annunen earned a victory in his first career NHL start with the Avalanche on Dec. 6, 2021, at Philadelphia.

## ALL-TIME REGULAR SEASON RECORDS

### DEFENSEMEN LEADERS

#### POINTS

	Player	Played From-To	Total Seasons	GP	Pts
1.	Bryan Helmer	1993-2013	19	1,116	564
2.	John Slaney	1991-2007	13	631	519
3.	T.J. Brennan	2009-20	11	679	478
4.	Steve Kraftcheck	1949-64	13	839	453
5.	Ralph Keller	1957-74	13	839	446
6.	Jim Wiemer	1981-95	13	548	431
7.	Jim Morrison	1951-73	12	721	426
8.	Brandon Smith	1994-2007	13	769	410
9.	Frank Mathers	1948-62	14	799	407
10.	Kent Douglas	1955-76	13	625	404
11.	Brad Tiley	1991-2006	12	749	394
12.	Darren Rumble	1989-2005	14	614	394
13.	Nolan Baumgartner	1996-2012	15	878	390
14.	Terry Virtue	1993-2007	14	888	387
15.	Ed MacQueen	1954-71	16	850	386
16.	John Bednarski	1972-82	9	576	379
17.	Noel Price	1956-76	13	751	378
18.	Mike Hurlbut	1990-2002	10	596	377
19.	Aldo Guidolin	1955-69	14	879	375
20.	Garrett Stafford	2003-13	10	666	368

#### GOALS

	Player	Played From-To	Total Seasons	GP	G
1.	John Slaney	1991-2007	13	631	166
2.	T.J. Brennan	2009-20	11	679	157
3.	Bryan Helmer	1993-2013	19	1,116	129
4.	Jim Wiemer	1981-95	13	548	124
5.	Ed MacQueen	1954-71	16	850	123
6.	Ralph Keller	1957-74	13	839	111
7.	Brad Tiley	1991-2006	12	749	99
8.	Mike Hurlbut	1990-2002	10	596	97
9.	Kent Douglas	1955-76	13	625	95
10.	John Bednarski	1972-82	9	576	94
	Brandon Smith	1994-2007	13	769	94
12.	Garrett Stafford	2003-13	10	666	93
13.	David Cooper	1992-2001	8	396	90
14.	Derrick Walser	1998-2008	8	411	89
	Clay Wilson	2005-12	7	487	89
16.	Terry Virtue	1993-2007	14	888	88
17.	Roger Cote	1959-72	12	668	87
	Mark Wotton	1994-2011	14	896	87
19.	Jim Morrison	1951-73	12	721	85
20.	Nolan Baumgartner	1996-2012	15	878	83

#### ASSISTS

	Player	Played From-To	Total Seasons	GP	A
1.	Bryan Helmer	1993-2013	19	1,116	435
2.	Steve Kraftcheck	1949-64	13	839	386
3.	John Slaney	1991-2007	13	631	353
4.	Jim Morrison	1951-73	12	721	341
5.	Frank Mathers	1948-62	14	799	340
6.	Ralph Keller	1957-74	13	839	335
7.	T.J. Brennan	2009-20	11	679	321
8.	Noel Price	1956-76	13	751	319
9.	Darren Rumble	1989-2005	14	614	317
10.	Brandon Smith	1994-2007	13	769	316
11.	Kent Douglas	1955-76	13	625	309
12.	Jim Wiemer	1981-95	13	548	307
	Nolan Baumgartner	1996-2012	15	878	307
14.	Terry Virtue	1993-2007	14	888	299
15.	Aldo Guidolin	1955-69	14	879	297
16.	John Bednarski	1972-82	9	576	295
	Brad Tiley	1991-2006	12	749	295
18.	Mike Hurlbut	1990-2002	10	596	280
19.	Mark Wotton	1994-2011	14	896	278
20.	Garrett Stafford	2003-13	10	666	275

#### GAMES PLAYED

	Player	Played From-To	Total Seasons	GP
1.	Bryan Helmer	1993-2013	19	1,116
2.	Mark Wotton	1994-2011	14	896
3.	Terry Virtue	1993-2007	14	888
4.	Maxime Fortunus	2003-18	15	882
5.	Aldo Guidolin	1955-69	14	879
6.	Nolan Baumgartner	1996-2012	15	878
7.	Brennan Evans	2003-16	13	870
8.	Andy Branigan	1940-58	15	859
9.	Ed MacQueen	1954-71	16	850
10.	Dan Jancevski	2001-12	11	844
11.	Steve Kraftcheck	1949-64	13	839
	Ralph Keller	1957-74	13	839
13.	John Stevens	1984-99	14	834
14.	Tommy Williams	1948-64	15	822
15.	Frank Mathers	1948-62	14	799
16.	Brandon Smith	1994-2007	13	769
17.	Don Cherry	1954-72	14	767
18.	Noel Price	1956-76	13	751
19.	Brad Tiley	1991-2006	12	749
20.	Nolan Yonkman	2001-15	14	733



#### Johnathan Kovacevic

Defenseman Johnathan Kovacevic is coming off a career year in 2021-22, when he posted career highs with 11 goals, 19 assists, 30 points and a plus-23 rating in 62 games with the Manitoba Moose. Kovacevic also made his NHL debut with Winnipeg, and agreed to terms on a new three-year contract with the Jets during the offseason.



## ALL-TIME REGULAR SEASON RECORDS

### PENALTIES

	Player	Played From-To	Total Seasons	GP	PIM
1.	Dennis Bonvie	1993-2008	15	871	4,493
2.	Rob Murray	1988-2003	15	1,018	2,940
3.	Peter Vandermeer	1997-2010	13	611	2,772
4.	Francis Lessard	1999-2012	11	566	2,682
5.	Shawn Thornton	1997-2007	10	605	2,468
6.	Fred Glover	1948-68	20	1,201	2,402
7.	Brent Thompson	1995-2005	9	635	2,084
8.	Serge Roberge	1987-96	9	493	1,974
9.	Greg Smyth	1985-99	10	361	1,970
10.	Rocky Thompson	1995-2007	11	566	1,919
11.	Mike Stevens	1985-94	9	617	1,916
12.	Terry Virtue	1993-2007	14	888	1,856
13.	Mike Stothers	1981-92	11	670	1,840
14.	Kris Newbury	2003-17	14	826	1,839
15.	Lou Crawford	1982-94	11	658	1,827
16.	Zack Stortini	2003-19	13	603	1,825
17.	Pierre-Luc Letourneau-Leblond	2005-17	11	486	1,820
18.	Jamie Huscroft	1987-2001	9	406	1,796
19.	Sylvain Blouin	1994-2004	8	388	1,791
20.	Louis Robitaille	2003-2011	7	440	1,759

**Most Penalty Minutes, Career** **4,493**  
Dennis Bonvie, Cape Breton, Hamilton, Portland, Philadelphia, Wilkes-Barre/Scranton, Providence, Binghamton, Hershey

**Most Penalty Minutes, One Season** **551**  
Brian McGrattan, Binghamton - 2004-05 (53 minors, 41 majors, 18 misconducts, 6 game misconducts)

**Most Penalty Minutes, One Game** **64**  
Steve Parsons, Wilkes-Barre/Scranton - Mar. 17, 2002 vs. Syracuse (2 minors, 2 majors, 1 misconduct, 4 game misconducts)

**Most Times To Lead League In Penalty Minutes** **3**  
Pete Bessone, Pittsburgh - 1939-40 (100); Pittsburgh/Cleveland - 1942-43 (92); Cleveland - 1944-45 (100)  
Larry Zeidel, Hershey - 1956-57 (211), 1959-60 (203); Cleveland - 1965-66 (162)

**Most Penalty Shots Scored, Career** **6**  
Bob McCully, Springfield, Providence, New Haven, Philadelphia

**Most Penalty Shots Scored, One Season** **3**  
"Hap" Emms, Pittsburgh - 1938-39  
Bob McCully, New Haven - 1939-40  
Pat Egan, Springfield - 1939-40

### ROOKIE RECORDS

**Most Points by a Rookie, One Season** **134**  
Stephan Lebeau, Sherbrooke - 1988-89

**Most Points by a Rookie Defenseman, One Season** **66**  
John Slaney, Baltimore - 1992-93

**Most Consecutive Games with a Point or More** **31**  
Mike Richard, Binghamton - Oct. 18, 1987 - Dec. 23, 1987 (55 pts)

**Most Goals by a Rookie, One Season** **70**  
Stephan Lebeau, Sherbrooke - 1988-89

**Most Goals by a Rookie Defenseman, One Season** **20**  
John Slaney, Baltimore - 1992-93

**Most Consecutive Games with a Goal or More** **14**  
Brett Hull, Moncton - Jan. 24, 1987 - Feb. 21, 1987 (19g)

**Most Assists by a Rookie, One Season** **76**  
Benoit Brunet, Sherbrooke - 1988-89

**Most Assists by a Rookie Defenseman, One Season** **47**  
Mike Gaul, Hershey - 1997-98

**Most Power-Play Goals by a Rookie, One Season** **25**  
Thomas Vanek, Rochester - 2004-05

**Most Shorthanded Goals by a Rookie, One Season** **7**  
Mike Richard, Binghamton - 1987-88  
Ryan Kraft, Kentucky - 2000-01  
Jack Studnicka, Providence - 2019-20



**Jack Rathbone**

Boston native and Harvard University product Jack Rathbone averaged better than a point per game for the Abbotsford Canucks in 2021-22, totaling 10 goals and 30 assists for 40 points in 39 contests. The defenseman also skated in nine NHL games for Vancouver, who had selected him in the fourth round of the 2017 NHL Draft.



**Roby Jarventie**

Ottawa's second-round choice in the 2020 NHL Draft, Roby Jarventie spent his first full North American season as a 19-year-old with the Belleville Senators in 2021-22, and collected 11 goals and 22 assists for 33 points in 70 games. Jarventie helped Finland win a silver medal at the 2022 IIHF World Junior Championship in August, tallying nine points in seven tournament games.

## ALL-TIME REGULAR SEASON RECORDS

### GOALTENDING LEADERS PER SEASON (GAA)

NOTE: Goals against averages were calculated based on games played until 1964-65, when the AHL began figuring averages based on minutes played.

Year (GP)	Goalie	GP	GA	SO	GAA	Year (GP)	Goalie	GP	GA	SO	GAA
36-37 (48)	Bert Gardiner, Philadelphia	47	108	4	2.29	80-81 (80)	Vincent Tremblay, New Brunswick	46	141	2	3.24
37-38 (48)	Frank Brimsek, Providence	48	86	5	1.79	81-82 (80)	Warren Skorodenski, New Brunswick	28	70	3	2.55
38-39 (54)	Alfie Moore, Hershey	53	105	7	1.98	82-83 (80)	Bob Froese, Maine	33	110	2	3.36
39-40 (56)	Moe Roberts, Cleveland	56	130	5	2.32	83-84 (80)	Brian Ford, Fredericton	36	105	2	2.94
40-41 (56)	Chuck Rayner, Springfield	36	87	6	2.42	84-85 (80)	Jon Casey, Baltimore	46	116	4	2.63
41-42 (56)	Bill Beveridge, Cleveland	31	73	8	2.35	85-86 (80)	Peter Sidorkiewicz, Binghamton	49	150	2	3.19
42-43 (56)	Gordie Bell, Buffalo	52	125	9	2.40	86-87 (80)	Daren Puppa, Rochester	57	146	1	2.80
43-44 (54)	Nick Damore, Hershey	54	133	6	2.46	87-88 (80)	Vincent Riendeau, Sherbrooke	44	112	4	2.67
44-45 (60)	Yves Nadon, Buffalo	30	87	3	2.90	88-89 (80)	Randy Exelby, Sherbrooke	52	146	6	2.98
45-46 (62)	Connie Dion, St. Louis/Buffalo	42	124	1	2.95	89-90 (80)	Jean-Claude Bergeron, Sherbrooke	40	103	2	2.74
46-47 (64)	Baz Bastien, Pittsburgh	40	104	7	2.60	90-91 (80)	David Littman, Rochester	56	160	3	3.04
47-48 (68)	Baz Bastien, Pittsburgh	68	170	5	2.50	91-92 (80)	Frederic Chabot, Fredericton	30	79	2	2.69
48-49 (68)	Baz Bastien, Pittsburgh	68	175	6	2.57	92-93 (80)	Corey Hirsch, Binghamton	46	125	1	2.79
49-50 (70)	Gil Mayer, Pittsburgh	50	142	4	2.84	93-94 (80)	Kevin Hodson, Adirondack	37	102	2	2.94
50-51 (71)	Gil Mayer, Pittsburgh	71	174	6	2.45	94-95 (80)	Corey Schwab, Albany	45	117	3	2.59
51-52 (68)	Johnny Bower, Cleveland	68	165	3	2.43	95-96 (80)	Manny Legace, Springfield	37	83	5	2.27
52-53 (64)	Gil Mayer, Pittsburgh	62	146	6	2.35	96-97 (80)	Jean-Francois Labbe, Hershey	66	160	6	2.52
53-54 (70)	Jacques Plante, Buffalo	55	148	3	2.69	97-98 (80)	Richard Shulmistra, Albany	35	78	2	2.31
54-55 (64)	Gil Mayer, Pittsburgh	64	179	3	2.80	98-99 (80)	Martin Biron, Rochester	52	108	6	2.07
55-56 (64)	Gil Mayer, Pittsburgh	56	151	5	2.70	99-00 (80)	Milan Hnilicka, Hartford	33	71	5	2.15
56-57 (64)	Johnny Bower, Providence	57	138	4	2.42	00-01 (80)	Dwayne Roloson, Worcester	52	113	6	2.17
57-58 (70)	Johnny Bower, Cleveland	64	140	8	2.19	01-02 (80)	Martin Prusek, Grand Rapids	33	58	4	1.83
58-59 (70)	Bobby Perreault, Hershey	50	134	6	2.68	02-03 (80)	Craig Anderson, Norfolk	32	58	4	1.94
59-60 (72)	Ed Chadwick, Rochester	67	184	4	2.75	03-04 (80)	Wade Dubielewicz, Bridgeport	33	45	9	1.38
60-61 (72)	Marcel Paille, Springfield	67	188	8	2.81	04-05 (80)	Steve Valiquette, Hartford	35	56	7	1.77
61-62 (70)	Marcel Paille, Springfield	45	115	2	2.56	05-06 (80)	Dany Sabourin, Wilkes-Barre/Scranton	49	111	4	2.26
62-63 (72)	Denis Dejordy, Buffalo	67	187	6	2.79	06-07 (80)	Jaroslav Halak, Hamilton	28	54	6	2.00
63-64 (72)	Roger Crozier, Pittsburgh	44	103	4	2.34	07-08 (80)	Nolan Schaefer, Houston	34	68	6	2.06
64-65 (72)	Gerry Cheevers, Rochester	71	195	5	2.68	08-09 (80)	Cory Schneider, Manitoba	40	79	5	2.04
65-66 (72)	Les Binkley, Cleveland	66	192	2	2.93	09-10 (80)	Cedrick Desjardins, Hamilton	47	86	6	2.00
66-67 (72)	Andre Gill, Hershey	56	161	4	2.90	10-11 (80)	Curtis Sanford, Hamilton	40	73	5	1.93
67-68 (72)	Bobby Perreault, Rochester	57	149	6	2.88	11-12 (76)	Ben Scrivens, Toronto	39	78	4	2.04
68-69 (74)	Gilles Villemure, Buffalo	62	148	6	2.41	12-13 (76)	Jeff Zatkoff, Wilkes-Barre/Scranton	49	90	5	1.93
69-70 (72)	Gilles Villemure, Buffalo	65	156	8	2.52	13-14 (76)	Jake Allen, Chicago	52	106	7	2.03
70-71 (72)	Gary Kurt, Cleveland	42	101	3	2.67	14-15 (76)	Matt Murray, Wilkes-Barre/Scranton	40	61	12	1.58
71-72 (76)	Ross Brooks, Boston	30	65	1	2.38	15-16 (76/68)	Peter Budaj, Ontario	60	104	9	1.75
72-73 (76)	Michel Larocque, Nova Scotia	47	113	1	2.50	16-17 (76/68)	Casey DeSmith, Wilkes-Barre/Scranton	29	58	1	2.01
73-74 (76)	Jim Shaw, Nova Scotia	41	104	3	2.68	17-18 (76/68)	Garret Sparks, Toronto	43	75	6	1.79
74-75 (76)	Ed Walsh, Nova Scotia	46	128	2	2.77	18-19 (76/68)	Alex Nedeljkovic, Charlotte	51	110	4	2.26
75-76 (76)	Dave Elenbaas, Nova Scotia	48	114	5	2.42	19-20 (var.)	Dan Vladar, Providence	25	42	3	1.79
76-77 (80)	Dave Elenbaas, Nova Scotia	31	81	5	2.61	20-21 (var.)	Zach Fucale, Hershey	11	20	1	1.80
77-78 (81)	Hardy Astrom, New Haven	27	69	5	2.63	21-22 (76/72/68)	Troy Grosenick, Providence	30	55	3	2.00
78-79 (80)	Lindsay Middlebrook, New Haven	54	173	1	3.22						
79-80 (80)	Rick St. Croix, Maine	46	133	1	2.92						



#### Cayden Primeau

Cayden Primeau matched a career best with a .909 save percentage in 33 regular-season appearances in 2021-22 before shining in the Calder Cup Playoffs, helping the Laval Rocket reach the Eastern Conference Finals. Primeau posted a 2.17 GAA and a .936 save percentage in 14 postseason outings.

## ALL-TIME REGULAR SEASON RECORDS

### WINS

	Player	Played From-To	Total Seasons	GP	Wins
1.	Johnny Bower	1945-58	11	592	359
2.	Gil Mayer	1949-63	14	689	*350
3.	Marcel Paille	1956-74	15	765	349
4.	Harvey Bennett	1946-59	13	540	260
5.	Michael Leighton	2001-19	15	507	250
6.	Bobby Perreault	1951-69	13	512	*248
7.	Frederic Cassivi	1995-2008	12	500	232
8.	Mike McKenna	2005-19	14	477	231
9.	Gord Henry	1944-55	11	510	226
10.	Drew MacIntyre	2004-16	12	440	225
11.	Red Almas	1946-54	8	450	218
12.	Nick Damore	1938-47	9	464	211
13.	Yann Danis	2003-17	12	414	205
14.	Neil Little	1993-2005	11	419	203
15.	Jean-Francois Labbe	1993-2003	10	420	202
16.	Ed Chadwick	1952-68	11	417	196
17.	Dustin Tokarski	2009-21	12	363	193
18.	Gordie Bell	1942-56	12	471	190
19.	Connie Dion	1944-51	7	350	181
20.	Peter Sidorkiewicz	1984-98	8	345	179

\*Hershey was 9-6-0 in games using Mayer/Perreault platoon (1958-59); wins not assigned to either goaltender

### GAMES PLAYED (GOALTENDERS)

	Player	Played From-To	Total Seasons	GP
1.	Marcel Paille	1956-74	15	765
2.	Gil Mayer	1949-63	14	689
3.	Johnny Bower	1945-58	11	592
4.	Harvey Bennett	1946-59	13	540
5.	Bobby Perreault	1951-69	13	512
6.	Gord Henry	1944-55	11	510
7.	Michael Leighton	2001-19	15	507
8.	Frederic Cassivi	1995-2008	12	500
9.	Mike McKenna	2005-19	14	477
10.	Gordie Bell	1942-56	12	471
11.	Nick Damore	1938-47	9	464
12.	Red Almas	1946-54	8	450
13.	Drew MacIntyre	2004-16	12	440
14.	Jean-Francois Labbe	1993-2003	10	420
15.	Neil Little	1993-2005	11	419
16.	Ed Chadwick	1952-68	11	417
17.	Yann Danis	2003-17	12	414
18.	Martin Brochu	1993-2004	10	363
	Dustin Tokarski	2009-21	12	363
20.	Sam St. Laurent	1979-92	13	359

### SHUTOUTS

	Player	Played From-To	Total Seasons	GP	SO
1.	Michael Leighton	2001-19	15	507	50
2.	Johnny Bower	1945-58	11	592	45
3.	Gil Mayer	1949-63	14	680	41
4.	Bobby Perreault	1951-69	13	503	37
5.	Nick Damore	1938-47	9	464	36
	Marcel Paille	1956-74	15	765	36
7.	Jason LaBarbera	2000-16	10	338	32
8.	Yann Danis	2003-17	12	414	29
9.	Brad Thiessen	2009-21	12	290	28
10.	Dustin Tokarski	2009-21	12	363	27
	Jean-Francois Labbe	1993-2003	10	420	27
	Mike McKenna	2005-19	14	477	27
13.	Alfie Moore	1936-42	6	200	24
	Gilles Villemure	1963-70	5	300	24
	Joey MacDonald	2001-15	12	326	24
	Frederic Cassivi	1995-2008	12	500	24
17.	Bert Gardiner	1936-42	5	238	23
	Curtis Sanford	2000-11	10	253	23
	Travis Scott	1996-2005	7	321	23
	Ed Chadwick	1952-68	11	417	23

### REGULAR SEASON GOALTENDER RECORDS

<b>Most Games Played, Career</b>	<b>765</b>
Marcel Paille, Cleveland, Providence, Buffalo, Springfield, Baltimore, Richmond	
<b>Most Games Won, Career</b>	<b>359</b>
Johnny Bower, Providence, Cleveland (359-174-57)	
<b>Most Minutes Played, Career</b>	<b>45,300</b>
Marcel Paille, Cleveland, Providence, Buffalo, Springfield, Baltimore, Richmond	
<b>Most Goals Against, Career</b>	<b>2,547</b>
Marcel Paille, Cleveland, Providence, Buffalo, Springfield, Baltimore, Richmond	
<b>Most Shutouts, Career</b>	<b>50</b>
Michael Leighton, Norfolk, Rochester, Portland, Philadelphia/Adirondack, Albany, Rockford, Charlotte, Syracuse, Chicago, W-B/Scranton, Ontario, Utica	
<b>Most Games Played, One Season</b>	<b>74</b>
Mike O'Neill, Baltimore Bandits - 1995-96	
<b>Most Games Won, One Season</b>	<b>48</b>
Gerry Cheevers, Rochester Americans - 1964-65 (48-21-3)	
<b>Most Games Won by a Rookie, One Season</b>	<b>39</b>
Alex Stalock, Worcester Sharks - 2009-10 (39-19-2)	
<b>Most Games Lost, One Season</b>	<b>44</b>
Nick Damore, Philadelphia Rockets - 1946-47 (5-44-7) Lou Crowdis, Washington Lions - 1948-49 (10-44-4)	
<b>Most Games Tied, One Season</b>	<b>15</b>
Harry Lumley, Indianapolis Capitals - 1943-44 (19-18-15)	
<b>Most Minutes Played, One Season</b>	<b>4,360</b>
Roy Edwards, Buffalo Bisons - 1959-60	
<b>Most Goals Against, One Season</b>	<b>342</b>
Nick Damore, Philadelphia Rockets - 1946-47	
<b>Most Shutouts, One Season</b>	<b>13</b>
Jason LaBarbera, Hartford Wolf Pack - 2003-04	
<b>Most Shutouts by a Rookie, One Season</b>	<b>12</b>
Matt Murray, Wilkes-Barre/Scranton Penguins - 2014-15	
<b>Lowest Goals-Against Average, One Season</b>	<b>1.38</b>
Wade Dubielewicz, Bridgeport Sound Tigers - 2003-04	
<b>Longest Shutout Streak</b>	<b>304:11</b>
Matt Murray, Wilkes-Barre/Scranton Penguins, Feb. 8, 2015 - Mar. 8, 2015	
<b>Longest Shutout Streak, Consecutive Team Games</b>	<b>249:51</b>
Johnny Bower, Cleveland Barons - Nov. 27, 1957 - Dec. 7, 1957	
<b>Most Points, One Season</b>	<b>7</b>
Darcy Wakaluk, Rochester Americans - 1987-88 (1g, 6a) Darcy Wakaluk, Rochester Americans - 1989-90 (7a) David Littman, Rochester Americans - 1990-91 (7a)	
<b>Longest Winning Streak by a Goaltender</b>	<b>19</b>
John Grahame, Providence Bruins - Dec. 27, 1998 - Mar. 7, 1999	
<b>Longest Standings Points Streak by a Goaltender</b>	<b>31</b>
John Grahame, Providence Bruins - Dec. 18, 1998 - Apr. 16, 1999 (28 wins, 2 OTL, 1 tie)	
<b>Most Saves by a Goaltender, One Season (since 73-74)</b>	<b>2,005</b>
Mike O'Neill, Baltimore Bandits - 1995-96 (74 games)	
<b>Highest Save Percentage, One Season (since 84-85)</b>	<b>.946</b>
Wade Dubielewicz, Bridgeport Sound Tigers - 2003-04	
<b>Goals Scored by a Goaltender</b>	
Darcy Wakaluk, Rochester - Dec. 5, 1987 at Utica Paul Cohen, Springfield - Mar. 28, 1992 vs. Rochester Robb Stauber, Rochester - Oct. 9, 1995 at Prince Edward Island Christian Bronsard, Syracuse - Oct. 30, 1999 at Rochester Jean-Francois Labbe, Hartford - Feb. 5, 2000 at Quebec Chris Mason, Milwaukee - Oct. 15, 2001 at Utah Antero Niittymaki, Philadelphia - Apr. 11, 2004 at Hershey (OT goal) Seamus Kotyk, Milwaukee - Apr. 17, 2005 at San Antonio Drew MacIntyre, Manitoba - Feb. 20, 2008 at Chicago (OT goal) Chris Holt, Binghamton - Mar. 19, 2010 vs. Rochester Reto Berra, Lake Erie - Jan. 16, 2015 at Chicago Jonas Gustavsson, Bakersfield - Mar. 24, 2017 vs. San Diego Alex Nedeljkovic, Charlotte - Mar. 10, 2018 vs. Hartford Tristan Jarry, Wilkes-Barre/Scranton - Nov. 14, 2018 at Springfield Max Lagace, Chicago - May 25, 2019 at San Diego (playoffs) Collin Delia, Rockford - Dec. 17, 2021 at Texas Lukas Dostal, San Diego - Mar. 2, 2022 at Colorado Joel Hofer, Springfield - May 12, 2022 vs. Wilkes-Barre/Scranton (playoffs)	





# ***Calder Cup Playoffs Record Book***



# THE STORY OF THE CALDER CUP

The coveted Calder Cup has been a motivational force for American Hockey League teams throughout the League's 87-year history. It is one of our sport's greatest challenges and ultimate honors to hoist the Calder Cup in victory.

The trophy is named for Frank Calder, who served as the National Hockey League's first President from 1917 to 1943. During the 1920's, Mr. Calder was instrumental in guiding hockey into the mainstream of America's major cities including Boston, New York, Detroit and Chicago, while helping in the formation of the American League.

The Calder Cup trophy itself was actually first awarded in 1938 to the Providence Reds for winning the second International-American Hockey League championship. (In 1996, George Parsons of the Syracuse Stars was presented the Calder Cup in a ceremony at the Onondaga County War Memorial, as it is believed the Stars never received a trophy for their 1937 championship.)

In 2001, the trophy's base was changed to include two tiers of plaques, which feature the rosters of each of the last 20 Calder Cup champions; the plaques from all previous champions are on display in the Hockey Hall of Fame in Toronto. The entire Calder Cup trophy now stands 24 inches tall and weighs 25 pounds. The bowl, made of sterling silver, is 12 inches high and eight inches in diameter. The hardwood base is made of Brazilian mahogany.

A total of 33 different cities have had their AHL member club win the Calder Cup, led by Hershey with 11 and Cleveland with 10. Springfield (seven), Rochester (six), Providence (five), Chicago (three) and Grand Rapids (two) are the other active cities with more than one title.

Twenty-nine members of the Hockey Hall of Fame have won the Calder Cup in their careers, including Johnny Bower, Terry Sawchuk, Emile Francis, Gerry Cheevers, Al Arbour, Andy Bathgate, Larry Robinson, Doug Harvey, Patrick Roy and Fred Shero.

Not only have great players won the Calder Cup, but outstanding coaches have also hoisted the AHL's championship trophy. Hall of Famer Fred "Bun" Cook holds the distinction of winning seven Calder Cups in his career; no other AHL head coach has ever won more than three. Current NHL head coaches with Calder Cup titles on their resumes include Barry Trotz (Portland, 1994), Peter Laviolette (Providence, 1999), Todd McLellan (Houston, 2003), Jon Cooper (Norfolk, 2012), Jeff Blashill (Grand Rapids, 2013), Jared Bednar (Lake Erie, 2016) and Sheldon Keefe (Toronto, 2018).


More than 100 players and coaches have won both the Calder Cup and Stanley Cup in their careers, including Ace Bailey, Brian Engblom, Dick Gamble, Butch Goring, Adam Graves, Peter Mahovlich, Kirk Maltby, Ab McDonald, Patrick Sharp, Fred Shero, Brian Skrudland, Jeff Carter, Braden Holtby, John Carlson, Alex Killorn and Ondrej Palat.

Two-time Calder Cup champion Darren Haydar is the AHL's all-time leader in playoff goals (63) and points (143), and three-time winner Bryan Helmer has played in more Calder Cup Playoff games (159) than anyone else. Marcel Paille's 49 playoff victories are the most ever by a goaltender, and Bill McDougall set single-season records that may never be broken when he tallied 26 goals, 26 assists and 52 points during the 1993 postseason with the Cape Breton Oilers.

Four men share the honor of having won the most Calder Cups during their playing careers: Bob Solinger, Les Duff, Fred Glover and Mike Busniuk each skated to five titles.

Calder Cup-winning teams have impacted significantly on the success of their NHL parent clubs. On three occasions an AHL club and its NHL affiliate won their league championships in the same year: In 1976 and 1977, the Montreal Canadiens won the Stanley Cup while their AHL affiliate, the Nova Scotia Voyageurs, won the Calder Cup, and in 1995, the Stanley Cup champion New Jersey Devils saw their AHL affiliate, the Albany River Rats, win a title as well. In 2008, the Wilkes-Barre/Scranton Penguins and their parent club in Pittsburgh both reached their respective league Finals, and in 2019, the Charlotte Checkers won the Calder Cup while the Carolina Hurricanes reached the NHL's Eastern Conference Final.

Only one team in 87 years has been able to win the Calder Cup in three consecutive seasons: the Springfield Indians, under the leadership of AHL and Hockey Hall of Famers Eddie Shore and Jack Butterfield, skated to Calder Cup championships in 1960, 1961 and 1962.



# CALDER CUP PLAYOFFS RECORDS

## CALDER CUP WINNERS

Season	Champion	Reg. Season	General Manager	Head Coach	Losing Finalist	Series
1936-37	Syracuse Stars	1 West	John C. Johnston	Eddie Powers	Philadelphia Ramblers	3-1
1937-38	Providence Reds	1 East	Lou Pieri	Fred (Bun) Cook	Syracuse Stars	3-1
1938-39	Cleveland Barons	3 West	Al Sutphin	Bill Cook	Philadelphia Ramblers	3-1
1939-40	Providence Reds	1 East	Lou Pieri	Fred (Bun) Cook	Pittsburgh Hornets	3-0
1940-41	Cleveland Barons	1 West	Al Sutphin	Bill Cook	Hershey Bears	3-2
1941-42	Indianapolis Capitals	1 West	Dick Miller	Herb Lewis	Hershey Bears	3-2
1942-43	Buffalo Bisons	2	Eddie Shore	Art Chapman	Indianapolis Capitals	3-0
1943-44	Buffalo Bisons	2 East	Eddie Shore	Art Chapman	Cleveland Barons	4-0
1944-45	Cleveland Barons	1 West	Bill Cook	Fred (Bun) Cook	Hershey Bears	4-2
1945-46	Buffalo Bisons	1 East	Art Chapman	Frank Beisler	Cleveland Barons	4-3
1946-47	Hershey Bears	1 East	John Sollenberger	Don Penniston	Pittsburgh Hornets	4-3
1947-48	Cleveland Barons	1 West	Al Sutphin	Fred (Bun) Cook	Buffalo Bisons	4-0
1948-49	Providence Reds	1 East	Lou Pieri	Terry Reardon	Hershey Bears	4-3
1949-50	Indianapolis Capitals	2 West	Dick Miller	Ott Heller	Cleveland Barons	4-0
1950-51	Cleveland Barons	1 West	Jim Hendy	Fred (Bun) Cook	Pittsburgh Hornets	4-3
1951-52	Pittsburgh Hornets	1 West	Jim Balmer	"King" Clancy	Providence Reds	4-2
1952-53	Cleveland Barons	1	Jim Hendy	Fred (Bun) Cook	Pittsburgh Hornets	4-3
1953-54	Cleveland Barons	3	Jim Hendy	Fred (Bun) Cook	Hershey Bears	4-2
1954-55	Pittsburgh Hornets	1	Jim Balmer	Howie Meeker	Buffalo Bisons	4-2
1955-56	Providence Reds	1	Terry Reardon	Johnny Crawford	Cleveland Barons	4-0
1956-57	Cleveland Barons	2	Jim Hendy	Jack Gordon	Rochester Americans	4-1
1957-58	Hershey Bears	1	Lloyd Blinco	Frank Mathers	Springfield Indians	4-2
1958-59	Hershey Bears	4	Lloyd Blinco	Frank Mathers	Buffalo Bisons	4-2
1959-60	Springfield Indians	1	Jack Butterfield	Pat Egan	Rochester Americans	4-1
1960-61	Springfield Indians	1	Jack Butterfield	Pat Egan	Hershey Bears	4-0
1961-62	Springfield Indians	1 East	Jack Butterfield	Pat Egan	Buffalo Bisons	4-1
1962-63	Buffalo Bisons	1 West	Fred Hunt	Bill Reay	Hershey Bears	4-3
1963-64	Cleveland Barons	3 West	Jack Gordon	Fred Glover	Quebec Aces	4-0
1964-65	Rochester Americans	1 West	Joe Crozier	Joe Crozier	Hershey Bears	4-1
1965-66	Rochester Americans	1 West	Joe Crozier	Joe Crozier	Cleveland Barons	4-2
1966-67	Pittsburgh Hornets	1 West	Baz Bastien	Baz Bastien	Rochester Americans	4-0
1967-68	Rochester Americans	1 West	Joe Crozier	Joe Crozier	Quebec Aces	4-2
1968-69	Hershey Bears	1 East	Frank Mathers	Frank Mathers	Quebec Aces	4-1
1969-70	Buffalo Bisons	1 West	Fred Hunt	Fred Shero	Springfield Kings	4-0
1970-71	Springfield Kings	3 East	John Wilson	John Wilson	Providence Reds	4-0
1971-72	Nova Scotia Voyageurs	2 East	Al MacNeil	Al MacNeil	Baltimore Clippers	4-2
1972-73	Cincinnati Swords	1 West	Fred Hunt	Floyd Smith	Nova Scotia Voyageurs	4-1
1973-74	Hershey Bears	2 South	Frank Mathers	Chuck Hamilton	Providence Reds	4-1
1974-75	Springfield Indians	4 North	Ted Shore	Ron Stewart	New Haven Nighthawks	4-1
1975-76	Nova Scotia Voyageurs	1 North	Al MacNeil	Al MacNeil	Hershey Bears	4-1
1976-77	Nova Scotia Voyageurs	1	Al MacNeil	Al MacNeil	Rochester Americans	4-2
1977-78	Maine Mariners	1 North	Keith Allen	Bob McCammon	New Haven Nighthawks	4-1
1978-79	Maine Mariners	1 North	Keith Allen	Bob McCammon	New Haven Nighthawks	4-0
1979-80	Hershey Bears	2 South	Frank Mathers	Doug Gibson	New Brunswick Hawks	4-2
1980-81	Adirondack Red Wings	2 South	Ned Harkness	Tom Webster/J.P. LeBlanc	Maine Mariners	4-2
1981-82	New Brunswick Hawks	1 North	Bob Pulford	Orval Tessier	Binghamton Whalers	4-1
1982-83	Rochester Americans	1 South	George Bergantz	Mike Keenan	Maine Mariners	4-0
1983-84	Maine Mariners	3 North	Max McNab	John Paddock	Rochester Americans	4-1
1984-85	Sherbrooke Canadiens	3 North	Serge Savard	Pierre Creamer	Baltimore Skipjacks	4-2
1985-86	Adirondack Red Wings	1 North	Neil Smith	Bill Dineen	Hershey Bears	4-2
1986-87	Rochester Americans	1 South	George Bergantz	John Van Boxmeer	Sherbrooke Canadiens	4-3
1987-88	Hershey Bears	1 South	Frank Mathers	John Paddock	Fredericton Express	4-0
1988-89	Adirondack Red Wings	1 South	Neil Smith	Bill Dineen	New Haven Nighthawks	4-1
1989-90	Springfield Indians	3 North	Bruce Landon	Jim Roberts	Rochester Americans	4-2
1990-91	Springfield Indians	1 North	Bruce Landon	Jim Roberts	Rochester Americans	4-2
1991-92	Adirondack Red Wings	2 North	Barry Melrose	Barry Melrose	St. John's Maple Leafs	4-3
1992-93	Cape Breton Oilers	3 Atlantic	Dave Andrews	George Burnett	Rochester Americans	4-1
1993-94	Portland Pirates	2 North	Godfrey Wood	Barry Trotz	Moncton Hawks	4-2
1994-95	Albany River Rats	1 North	John Weisbrod	Robbie Ftorek	Fredericton Canadiens	4-0
1995-96	Rochester Americans	3 Central	Joe Baumann	John Tortorella	Portland Pirates	4-3
1996-97	Hershey Bears	2 Mid-Atlantic	Doug Yingst	Bob Hartley	Hamilton Bulldogs	4-1
1997-98	Philadelphia Phantoms	1 Mid-Atlantic	Bob Clarke	Bill Barber	Saint John Flames	4-2
1998-99	Providence Bruins	1 New England	Harry Sinden	Peter Laviolette	Rochester Americans	4-1
1999-2000	Hartford Wolf Pack	1 New England	Don Maloney	John Paddock	Rochester Americans	4-2
2000-01	Saint John Flames	1 Canadian	Stew MacDonald	Jim Playfair	Wilkes-Barre/Scranton Penguins	4-2
2001-02	Chicago Wolves	4 West	Kevin Cheveldayoff	John Anderson	Bridgeport Sound Tigers	4-1
2002-03	Houston Aeros	1 West	Dave Barr	Todd McLellan	Hamilton Bulldogs	4-3
2003-04	Milwaukee Admirals	1 West	Phil Wittliff	Claude Noel	Wilkes-Barre/Scranton Penguins	4-0
2004-05	Philadelphia Phantoms	2 East	Bob Clarke	John Stevens	Chicago Wolves	4-0
2005-06	Hershey Bears	2 East	Doug Yingst	Bruce Boudreau	Milwaukee Admirals	4-2
2006-07	Hamilton Bulldogs	3 North	Bob Gainey	Don Lever	Hershey Bears	4-1
2007-08	Chicago Wolves	1 West	Kevin Cheveldayoff	John Anderson	Wilkes-Barre/Scranton Penguins	4-2
2008-09	Hershey Bears	1 East	Doug Yingst	Bob Woods	Manitoba Moose	4-2
2009-10	Hershey Bears	1 East	Doug Yingst	Mark French	Texas Stars	4-2
2010-11	Binghamton Senators	5 East	Tim Murray	Kurt Kleinendorst	Houston Aeros	4-2
2011-12	Norfolk Admirals	1 East	Julien BriseBois	Jon Cooper	Toronto Marlies	4-0
2012-13	Grand Rapids Griffins	1 Midwest	Jim Nill	Jeff Blashill	Syracuse Crunch	4-2
2013-14	Texas Stars	1 West	Scott White	Willie Desjardins	St. John's IceCaps	4-1
2014-15	Manchester Monarchs	1 Atlantic	Rob Blake	Mike Stothers	Utica Comets	4-1
2015-16	Lake Erie Monsters	2 Central	Bill Zito	Jared Bednar	Hershey Bears	4-0
2016-17	Grand Rapids Griffins	2 Central	Ryan Martin	Todd Nelson	Syracuse Crunch	4-2
2017-18	Toronto Marlies	1 North	Kyle Dubas	Sheldon Keefe	Texas Stars	4-3
2018-19	Charlotte Checkers	1 Atlantic	Mike Vellucci	Mike Vellucci	Chicago Wolves	4-1
2019-20	not awarded (COVID-19)					
2020-21	not awarded (COVID-19)					
2021-22	Chicago Wolves	1 Central	Wendell Young	Ryan Warsofsky	Springfield Thunderbirds	4-1



## CALDER CUP PLAYOFFS RECORDS

### GENERAL MANAGERS WITH MORE THAN ONE CHAMPIONSHIP

Frank Mathers	Hershey	(4) 1969, 1974, 1980, 1988
Jim Hendy	Cleveland	(4) 1951, 1953, 1954, 1956
Doug Yingst	Hershey	(4) 1997, 2006, 2009, 2010
Al Sutphin	Cleveland	(3) 1939, 1941, 1948
Lou Pieri	Providence	(3) 1938, 1940, 1949
Jack Butterfield	Springfield	(3) 1960, 1961, 1962
Fred Hunt	Buffalo	(2) 1963, 1970
	Cincinnati	(1) 1973
Joe Crozier	Rochester	(3) 1965, 1966, 1968
Al MacNeil	Nova Scotia	(3) 1972, 1976, 1977
Eddie Shore	Buffalo	(2) 1943, 1944
Dick Millar	Indianapolis	(2) 1942, 1950
Jim Balmer	Pittsburgh	(2) 1952, 1955
Lloyd Blinco	Hershey	(2) 1958, 1959
Keith Allen	Maine	(2) 1978, 1979
George Bergantz	Rochester	(2) 1983, 1987
Neil Smith	Adirondack	(2) 1986, 1989
Bruce Landon	Springfield	(2) 1990, 1991
Bob Clarke	Philadelphia	(2) 1998, 2005
Kevin Cheveldayoff	Chicago	(2) 2002, 2008

### HEAD COACHES WITH MORE THAN ONE CHAMPIONSHIP

Fred "Bun" Cook	Providence	(2) 1938, 1940
	Cleveland	(5) 1945, 1948, 1951, 1953, 1954
Frank Mathers	Hershey	(3) 1958, 1959, 1969
Pat Egan	Springfield	(3) 1960, 1961, 1962
Joe Crozier	Rochester	(3) 1965, 1966, 1968
Al MacNeil	Nova Scotia	(3) 1972, 1976, 1977
John Paddock	Maine	(1) 1984
	Hershey	(1) 1988
	Hartford	(1) 2000
Bill Cook	Cleveland	(2) 1939, 1941
Art Chapman	Buffalo	(2) 1943, 1944
Bob McCammon	Maine	(2) 1978, 1979
Bill Dineen	Adirondack	(2) 1986, 1989
Jim Roberts	Springfield	(2) 1990, 1991
John Anderson	Chicago	(2) 2002, 2008

### MOST TIMES IN CALDER CUP PLAYOFFS (BY CITY)

Hershey, Pa.	69	Fredericton, N.B.	12	San Antonio, Texas	4
Providence, R.I.	49	Norfolk, Va. (Norfolk/Tidewater/Virginia)	12	Bakersfield, Calif.	3
Rochester, N.Y.	47	Toronto, Ont.	12	Cornwall, Ont.	3
Springfield, Mass.	40	Moncton, N.B. (Moncton/New Brunswick)	11	Des Moines, Iowa (Iowa)	3
Cleveland, Ohio (Cleveland/Lake Erie)	35	Winnipeg, Man. (Manitoba)	11	Loveland, Colo. (Colorado)	3
Portland, Maine (Maine/Portland)	28	Bridgeport, Conn.	10	Peoria, Ill.	3
New Haven, Conn.	22	Houston, Texas	10	Allentown, Pa. (Lehigh Valley)	2
Binghamton, N.Y.	21	Quebec, Que.	10	Boston, Mass.	2
Syracuse, N.Y.	21	Cincinnati, Ohio	9	Charlottetown, P.E.I. (Prince Edward Island)	2
Buffalo, N.Y.	20	Indianapolis, Ind.	9	Henderson, Nev.	2
Halifax, N.S. (Halifax/Nova Scotia)	19	Cedar Park, Texas (Texas)	8	Montreal, Que.	2
Glens Falls, N.Y. (Adirondack)	18	Saint John, N.B.	8	St. Catharines, Ont.	2
Pittsburgh, Pa.	18	Utica, N.Y.	8	St. Louis, Mo.	2
Wilkes-Barre, Pa.	18	Rockford, Ill.	7	Salt Lake City, Utah (Utah)	2
Milwaukee, Wis.	16	Charlotte, N.C.	6	Stockton, Calif.	2
Baltimore, Md.	15	Lowell, Mass.	6	Troy, N.Y. (Capital District)	2
Hartford, Conn.	15	Sherbrooke, Que.	6	Tucson, Ariz.	2
Chicago, Ill.	14	Lexington, Ky. (Kentucky)	5	Belleville, Ont.	1
Philadelphia, Pa.	14	Oklahoma City, Okla.	5	Laval, Que.	1
St. John's, N.L.	14	Ontario, Calif.	5	Louisville, Ky.	1
Albany, N.Y.	13	San Diego, Calif.	5	Newmarket, Ont.	1
Grand Rapids, Mich.	13	San Jose, Calif.	5	Omaha, Neb.	1
Hamilton, Ont.	13	Sydney, N.S. (Cape Breton)	5	Washington, D.C.	1
Manchester, N.H.	13	Abbotsford, B.C.	4		
Worcester, Mass.	13	Richmond, Va.	4		

NOTE: Includes Pacific Division Playoffs (2021)

### CALDER CUP CHAMPIONSHIPS (BY CITY)

Hershey	11 times	1947, 1958, 1959, 1969, 1974, 1980, 1988, 1997, 2006, 2009, 2010
Cleveland	10 times	1939, 1941, 1945, 1948, 1951, 1953, 1954, 1957, 1964, 2016
Springfield	7 times	1960, 1961, 1962, 1971, 1975, 1990, 1991
Rochester	6 times	1965, 1966, 1968, 1983, 1987, 1996
Buffalo	5 times	1943, 1944, 1946, 1963, 1970
Providence	5 times	1938, 1940, 1949, 1956, 1999
Glens Falls	4 times	1981, 1986, 1989, 1992
Portland	4 times	1978, 1979, 1984, 1994
Pittsburgh	3 times	1952, 1955, 1967
Halifax	3 times	1972, 1976, 1977
Chicago	3 times	2002, 2008, 2022
Indianapolis	2 times	1942, 1950
Philadelphia	2 times	1998, 2005
Grand Rapids	2 times	2013, 2017
	1 time each	Syracuse 1937, Cincinnati 1973, Moncton 1982, Sherbrooke 1985, Sydney 1993, Albany 1995, Hartford 2000, Saint John 2001, Houston 2003, Milwaukee 2004, Hamilton 2007, Binghamton 2011, Norfolk 2012, Cedar Park 2014, Manchester 2015, Toronto 2018, Charlotte 2019

### LOSING FINALIST (BY CITY)

Hershey	12 times	1941, 1942, 1945, 1949, 1954, 1961, 1963, 1965, 1976, 1986, 2007, 2016
Rochester	10 times	1957, 1960, 1967, 1977, 1984, 1990, 1991, 1993, 1999, 2000
Cleveland	5 times	1944, 1946, 1950, 1956, 1966
Pittsburgh	4 times	1940, 1947, 1951, 1953
Buffalo	4 times	1948, 1955, 1959, 1962
New Haven	4 times	1975, 1978, 1979, 1989
Quebec	3 times	1964, 1968, 1969
Providence	3 times	1952, 1971, 1974
Portland	3 times	1981, 1983, 1996
Wilkes-Barre	3 times	2001, 2004, 2008
Syracuse	3 times	1938, 2013, 2017
Springfield	3 times	1958, 1970, 2022
Philadelphia	2 times	1937, 1939
Baltimore	2 times	1972, 1985
Moncton	2 times	1980, 1994
Fredericton	2 times	1988, 1995
Hamilton	2 times	1997, 2003
St. John's	2 times	1992, 2014
Cedar Park	2 times	2010, 2018
Chicago	2 times	2005, 2019
	1 time each	Indianapolis 1943, Halifax 1973, Binghamton 1982, Sherbrooke 1987, Saint John 1998, Bridgeport 2002, Milwaukee 2006, Winnipeg 2009, Houston 2011, Toronto 2012, Utica 2015





## CALDER CUP PLAYOFFS RECORDS

**1987-88 – Hershey Bears** – Ray Allison, Neil Belland, Don Biggs, Jeff Chychrun, Brian Dobbins, Dave Fenyves, Ross Fitzpatrick, Al Hill, Nick Kyproes, Mitch Lamoureux, Mark Lofthouse, Kevin Maxwell, Kevin McCarthy, Gord Murphy, Mike Murray, Don Nachbaur, Magnus Roupe, Shawn Sabol, Glen Seabrooke, Steve Smith, Cleon Daskalakis, Wendell Young

**1988-89 – Adirondack Red Wings** – Serge Anglehart, Bruce Bell, John Blum, Lou Crawford, Peter Dineen, Rob Doyle, Murray Eaves, Brent Fedyk, Mike Gober, Adam Graves, Miroslav Ihnacak, Dave Korol, Randy McKay, Glenn Merkosky, John Mokosak, Dean Morton, Joe Murphy, Rob Nichols, Yves Racine, Jean-Francois Sauve, Daniel Shank, Dennis Smith, Tim Cheveldae, Pete Richards, Sam St. Laurent

**1989-90 – Springfield Indians** – Bill Berg, Marc Bergevin, Dean Chynoweth, Rod Dallman, Rob DiMaio, Shawn Evans, Jeff Finley, Tom Fitzgerald, Paul Gagne, Dale Henry, Richard Kromm, Dale Kushner, Hank Lammens, Derek Laxdal, Wayne McBean, Greg Parks, Dave Pasin, Chris Pryor, Jeff Rohlicek, Guy Rouleau, Mike Walsh, Jeff Hackett, George Maneluk

**1990-91 – Springfield Indians** – Mikael Andersson, Blair Atcheynum, Jergus Baca, Marc Bergevin, James Black, Brian Chapman, Yvon Corriveau, Joe Day, Chris Govedaris, Mark Greig, Dale Henry, Scott Humeniuk, Chris Lindberg, Michel Picard, Todd Richards, Geoff Sanderson, John Stevens, Chris Tancill, Emanuel Viveiros, Terry Yake, Ross McKay, Kay Whitmore

**1991-92 – Adirondack Red Wings** – Mich Aivazoff, Bruce Boudreau, Jim Cummins, Bobby Dolas, Guy Dupuis, Kelly Hurd, Sheldon Kennedy, Gord Kruppke, Martin Lapointe, Lonnie Loach, Chris Luongo, Stewart Malgunas, Max Middendorf, Marc Potvin, Keith Primeau, Ken Quinney, Gary Shuchuk, Mike Sillinger, Chris Tancill, Kirk Tomlinson, Dennis Vial, Bob Wilkie, Jason York, Allan Bester, Scott King

**1992-93 – Cape Breton Oilers** – Jeff Bloemberg, Richard Borgo, Brian Curran, Dan Currie, Craig Fisher, David Haas, Ian Herbers, Marc Laforge, Francois Leroux, Kirk Maltby, Gord Mark, Darcy Martini, Bill McDougall, Roman Oksiuta, Shjon Poudein, Steven Rice, Scott Thornton, Shaun Van Allen, Vladimir Vujtek, Brad Werenka, Peter White, Wayne Cowley, Andrew Verrier

**1993-94 – Portland Pirates** – Jason Allison, Mike Boback, Andrew Brunette, Kerry Clark, Brian Curran, Jason Gladney, Sergei Gonchar, Kent Hulst, Chris Jensen, Martin Jiranek, Kevin Kaminski, Kevin Kerr, Ken Klee, Lorne Knauff, Chris Longo, Jim Mathieson, Darren McAusland, Jeff Nelson, Todd Nelson, Randy Pearce, Michel Picard, Steve Poapst, Jeff Sirkka, Jason Woolley, Byron Dafoe, Olaf Kolzig

**1994-95 – Albany River Rats** – Bill Armstrong, Brad Bombardir, Steve Brule, Rob Conn, Kevin Dean, Bryan Helmer, Bobby House, Cale Hulse, George Kinneer, Jaroslav Modry, Denis Pederson, Scott Pellerin, Ricard Persson, Curt Regnier, Pascal Rheau, Matt Ruchty, Vadim Sharifjanov, Reid Simpson, Jason Smith, Steve Sullivan, Mike Vukonich, Mike Dunham, Corey Schwab

**1995-96 – Rochester Americans** – Curtis Brown, Craig Charron, Jason Cirone, Rob Conn, David Cooper, Scott Feasby, Dan Frawley, Terry Hollinger, Brian Holzinger, Doug Houda, Dane Jackson, Steve Junker, Sergei Klimentiev, Jamie Leach, Dean Melanson, Scott Metcalfe, Barrie Moore, Rumun Ndour, Scott Nichol, Wayne Primeau, Vaclav Varada, Dixon Ward, Bob Westerby, Shayne Wright, John Blue, Steve Shields

**1996-97 – Hershey Bears** – Blair Atcheynum, Cory Banika, Wade Belak, Rich Brennan, Doug Friedman, Hugues Gervais, Mike Hartman, Paul Jerrard, Steve Lingren, Kevin MacDonald, Josef Marha, Christian Matte, Mike McHugh, Eric Messier, Kurt Miller, Rob Shearer, Dan Smith, Pascal Trepanier, Eric Veilleux, Steffon Walby, Bob Woods, Marc Denis, Jean-Francois Labbe, Sylvain Rodrigue, Simuhe Wallinheimo

**1997-98 – Philadelphia Phantoms** – Frank Bialowas, Martin Cerven, Bruce Coles, Craig Darby, Andy Delmore, Paul Healey, Jamie Heward, Jeff Lank, Dave MacIsaac, Mike Maneluk, Shawn McCosh, Jim Montgomery, Sean O'Brien, Andre Payette, Jeff Staples, John Stevens, Travis Van Tighem, Brian Wesenberg, Peter White, Brian Boucher, Neil Little

**1998-99 – Providence Bruins** – Elias Abrahamsson, Johnathan Aitken, Steve Bancroft, Bob Beers, Jeremy Brown, Dan Ceman, Aaron Downey, Peter Ferraro, Jay Henderson, Steven King, Antti Laaksonen, Cameron Mann, Marquis Mathieu, Roger Maxwell, Jason McBain, Eric Nickulas, Joel Prcic, Randy Robitaille, Andre Savage, Brandon Smith, John Spoltore, Dennis Vaske, Terry Virtue, Landon Wilson, David Brumby, John Grahame

**1999-2000 – Hartford Wolf Pack** – Derek Armstrong, Drew Bannister, Pavel Brendl, Benjamin Carpentier, Jason Dawe, Jason Doig, Ken Gernander, Daniel Goneau, Todd Hall, Mike Harder, Burke Henry, Chris Kenady, Tomas Kloucek, Manny Malhotra, Dale Purinton, Brad Smyth, P.J. Stock, Tony Tuzzolino, Alexei Vasiliev, Terry Virtue, Chris Wells, Johan Wittehall, Milan Hnilicka, Jean-Francois Labbe

**2000-01 – Saint John Flames** – Steve Begin, Blair Betts, Jason Botterill, Chris Clark, Jeff Dewar, Doug Doull, Micki DuPont, Miika Elomo, Rico Fata, Mike Martin, Steve Montador, Jason Morgan, Rick Mrozik, Marty Murray, Dave Roche, Gaetan Royer, Bobby Russell, Darrel Scoville, Chris St. Croix, Daniel Tkaczuk, Sergei Varlamov, Derrick Walsler, Martin Brochu, Levente Szuper

**2001-02 – Chicago Wolves** – Bryan Adams, Zdenek Blatny, Rob Brown, Yuri Butsayev, Joe DiPenta, Dallas Eakins, Garnet Exelby, Kurtis Foster, Andreas Karlsson, Guy Larose, Francis Lessard, Derek MacKenzie, Steve Maltis, Bob Nardella, Kamel Piros, Dan Plante, Kirill Safronov, Ben Simon, Dan Snyder, Brad Tapper, Libor Ustrnul, J.P. Viegier, Mike Weaver, Frederic Cassivi, Norm Maraacle, Pasi Nurminen

**2002-03 – Houston Aeros** – Ladislav Benysek, Dan Cavanaugh, Marc Cavosie, Sylvain Cloutier, David Cullen, Mark Cullen, Hnat Domenchelli, Chris Dymant, Jay Henderson, Jeff Hoggan, Zbynek Michalek, Curtis Murphy, Rastislav Pavlikovsky, Erik Reitz, Travis Roche, Jean-Guy Trudel, Tony Tuzzolino, Stephane Veilleux, Rickard Wallin, Kyle Wanvig, Johan Holmqvist, Dieter Kochan

**2003-04 – Milwaukee Admirals** – Greg Classen, Mathieu Darche, Mike Farrell, Vern Fiddler, Simon Gamache, Darren Haydar, Jay Henderson, Tony Hrkac, Andrew Hutchinson, Raitis Ivanans, Alexandre Jacques, Nathan Lutz, Curtis Murphy, Libor Pivko, Kirill Safronov, Ray Schultz, Brandon Segal, Timofei Shishkanov, Wyatt Smith, Brad Tiley, Scottie Upshall, Greg Zanon, Brian Finley, Wade Flaherty

**2004-05 – Philadelphia Phantoms** – Jeff Carter, Charlie Cook, Riley Cote, Ben Eager, Todd Fedoruk, Josh Gratton, Randy Jones, Boyd Kane, Eric Meloche, Freddy Meyer, Mark Murphy, Alexandre Picard, Joni Pitkanen, David Printz, Ryan Ready, Mike Richards, Dennis Seidenberg, Patrick Sharp, Jon Sim, Wade Skolney, John Stanley, Ben Stafford, R.J. Umberger, Tony Voce, Neil Little, Antero Niittymaki

**2005-06 – Hershey Bears** – Dean Arsene, Jared Aulin, Kris Beech, Chris Bourque, Jakob Cutta, Doug Doull, Deryk Engelland, Eric Fehr, Tomas Fleischmann, Colin Forbes, Jean-Francois Fortin, Owen Fussey, Boyd Gordon, Mike Green, Jonas Johansson, Boyd Kane, Jakob Klepis, Brooks Laich, Graham Mink, Lawrence Nycholait, Louis Robitaille, Jeff Schultz, Tyler Sloan, Jeff State, Dave Steckel, Joey Tenute, Martin Wilde, Mark Wotton, Frederic Cassivi, Kirk Daubenspeck

**2006-07 – Hamilton Bulldogs** – Andrew Archer, Ajay Baines, Andre Benoit, Mathieu Biron, Kyle Chipchura, Jean-Philippe Cote, Matt D'Agostini, Jonathan Ferland, Mikhail Grabovski, Danny Groulx, Dan Jancevski, Andrei Kostitsyn, Maxim Lapierre, Michael Lambert, Francis Lemieux, Corey Locke, Eric Manlow, Duncan Milroy, Ryan O'Byrne, Zack Stortini, Cory Urquhart, Yann Danis, Carey Price

**2007-08 – Chicago Wolves** – Matt Anderson, Joey Crabb, Guillaume Desbiens, Andre Deveaux, Kevin Doell, Brian Fahey, Mike Hamilton, Darren Haydar, Jason Krog, Arturs Kulda, Joel Kwiatkowski, Jordan LaVallee, Grant Lewis, Bryan Little, Steve Martins, Joe Motzko, Nathan Oystreich, Karel Pilar, Jesse Schultz, Brian Sipotz, Brett Sterling, Colin Stuart, Boris Valabik, Robert Gherston, Ondrej Pavelec

**2008-09 – Hershey Bears** – Karl Alzner, Greg Amadio, Dean Arsene, Keith Aucoin, Jay Beagle, Francois Bouchard, Chris Bourque, Kip Brennan, John Carlson, Sean Collins, Alexandre Giroux, Andrew Gordon, Bryan Helmer, Andrew Joudrey, Staffan Kronwall, Quintin Laing, Sami Lepisto, Grant McNeill, Patrick McNeill, Graham Mink, Oskar Osala, Mathieu Perreault, Steve Pinizzotto, Darren Reid, Tyler Sloan, Kyle Wilson, Daren Machesney, Michal Neuvirth

**2009-10 – Hershey Bears** – Karl Alzner, Greg Amadio, Keith Aucoin, Jay Beagle, Francois Bouchard, Chris Bourque, John Carlson, Sean Collins, Stefan Della Rovere, Cody Eakin, Simon Ferguson, Alexandre Giroux, Andrew Gordon, Bryan Helmer, Andrew Joudrey, Boyd Kane, Johann Kroll, Grant Lewis, Grant McNeill, Patrick McNeill, Zach Mickovic, Mathieu Perreault, Steve Pinizzotto, Ashton Rome, Patrick Wellar, Kyle Wilson, Dylan Yeo, Jason Bacashihua, Braden Holtby, Michal Neuvirth

**2010-11 – Binghamton Senators** – Cody Bass, Andre Benoit, Mark Borowiecki, Bobby Butler, Erik Condra, Patrick Coulombe, Jared Cowen, Kaspars Daugavins, David Dziurzynski, Derek Grant, Colin Greening, Eric Gryba, Mike Hoffman, Ryan Keller, Geoff Kinrade, Corey Locke, Jim O'Brien, Ryan Potulny, Bob Raymond, Craig Schira, David Sloane, Derek Smith, Zack Smith, Brennan Turner, Roman Wick, Patrick Wiercioch, Barry Brust, Robin Lehner

**2011-12 – Norfolk Admirals** – Mike Angelidis, Keith Aulie, Mark Barberio, Cory Conacher, Jean-Philippe Cote, Philip-Michael Devos, Jeff Dimmen, Radko Gudas, Scott Jackson, Tyler Johnson, Alex Killorn, Mike Kostka, Pierre-Cedric Labrie, Eric Neilson, Evan Oberg, Michel Ouellet, Ondrej Palat, Richard Panik, Alexandre Picard, Brandon Segal, Trevor Smith, Jaroslav Janus, Dustin Tokarski

**2012-13 – Grand Rapids Griffins** – Adam Almquist, Joakim Andersson, Louis-Marc Aubry, Chad Billins, Mitch Callahan, Danny DeKeyser, Brennan Evans, Landon Ferraro, Gleason Fournier, Luke Glendening, Triston Grant, Jeff Hoggan, Tomas Jurco, Brian Lashoff, Jan Mursak, Andrej Nestrasil, Gustav Nyquist, Nathan Paetsch, Francis Pare, Teemu Pulkkinen, Riley Sheahan, Brett Skinner, Tomas Tatar, Tom McCollum, Petr Mrazek, Jordan Pearce

**2013-14 – Texas Stars** – Justin Dowling, Radek Faksa, Maxime Fortunus, Cameron Gaunce, Scott Glennie, Mike Hedden, Kevin Henderson, Derek Hulak, Dustin Jeffrey, Jyrki Jokipakka, Hubert Labrie, Curtis McKenzie, Derek Meech, Travis Morin, Chris Mueller, Patrick Nemeth, Jamie Oleksiak, Taylor Peters, Toby Petersen, Brendan Ranford, Brett Ritchie, Matej Stransky, Brandon Troock,

Taylor Vause, William Wrenn, Jack Campbell, Cristopher Nilstorp, Josh Robinson

**2014-15 – Manchester Monarchs** – Justin Auger, Sean Backman, Paul Bissonnette, Andrew Bodnarhuk, Andrew Crescenzi, Nic Dowd, Nick Ebert, Derek Forbort, Josh Gratton, Kevin Gravel, Ryan Horvat, Adrian Kempe, Vincent LoVerde, Michael Mersch, Colin Miller, Zach O'Brien, Brian O'Neill, Kevin Raine, Jeff Schultz, Nick Shore, David Van der Gulik, Jordan Weal, Patrik Bartosak, Jean-Francois Berube

**2015-16 – Lake Erie Monsters** – Josh Anderson, Oliver Bjorkstrand, Alex Broadhurst, Michael Chaput, Ryan Craig, Steve Eminger, Justin Falk, Brett Gallant, Markkus Hannikainen, Dillon Heatherington, Dean Kukan, Sonny Milano, Nick Moutrey, Michael Paliotta, John Ramage, Kerby Rychel, Lukas Sedlak, Jaime Sifers, T.J. Tynan, Trent Vogelhuber, Zach Werenski, Daniel Zae, Anton Forsberg, Joonas Korpi

**2016-17 – Grand Rapids Griffins** – Tyler Bertuzzi, Mike Borkowski, Mitch Callahan, Colin Campbell, Kyle Crisculo, Matthew Ford, Martin Frk, Joe Hicketts, Axel Holmstrom, Filip Hronek, Brian Lashoff, Matt Lorito, Dylan McClrath, Tomas Nosek, Nathan Paetsch, Dan Renouf, Robbie Russo, Ben Street, Evgeny Svechnikov, Eric Tangradi, Dominic Turgeon, Jared Coreau, Eddie Pasquale

**2017-18 – Toronto Marlies** – Miro Aaltonen, Andreas Borgman, Jeremy Bracco, Adam Brooks, Richard Clune, Travis Dermott, Pierre Engvall, Frederic Gauthier, Colin Greening, Carl Grundstrom, Justin Holl, Andreas Johnsson, Timothy Liljegren, Vincent LoVerde, Mason Marchmont, Martin Marinic, Trevor Moore, Chris Mueller, Andrew Nielsen, Calle Rosen, Ben Smith, Dmytro Timashov, Calvin Pickard, Ian Scott, Garret Sparks

**2018-19 – Charlotte Checkers** – Jake Bean, Clark Bishop, Patrick Brown, Trevor Carrick, Josiah Didier, Haydn Fleury, Julien Gauthier, Morgan Geekie, Tomas Jurco, Jeanne Kuokkanen, Steven Lorentz, Stelio Mattheos, Roland McKeown, Zach Nastasiuk, Martin Necas, Andrew Poturalski, Jacob Pritchard, Dan Renouf, Dennis Robertson, Nicolas Roy, Aleks Saarela, Bobby Sanguinetti, Nick Schilkey, Jesper Sellgren, Derek Sheppard, Zack Stortini, Eric Williams, Jeremy Helvig, Alex Nedeljkovic, Dustin Tokarski


**2019-20 – not awarded**

**2020-21 – not awarded**

**2021-22 – Chicago Wolves** – Jalen Chatfield, Jack Drury, Cavan Fitzgerald, Noel Gunler, David Gust, Josh Jacobs, Joey Keane, Max Lajoie, Josh Leivo, Ivan Lodnia, Kyle Marino, Stelio Mattheos, Griffin Mendel, Stefan Neesen, Richard Panik, Vasilii Ponomarev, Andrew Poturalski, Jamieson Rees, Jesper Sellgren, Spencer Smallman, C.J. Smith, Pyotr Kochetkov, Alex Lyon, Dylan Levits



2023 CALDER CUP PLAYOFF BRACKETS



## QUALIFICATION RULES

The American Hockey League will be divided into two conferences, each consisting of two divisions as follows:

### EASTERN CONFERENCE

ATLANTIC	NORTH
Bridgeport	Belleville
Charlotte	Cleveland
Hartford	Laval
Hershey	Rochester
Lehigh Valley	Syracuse
Providence	Toronto
Springfield	Utica
W-B/Scranton	

### WESTERN CONFERENCE

CENTRAL	PACIFIC
Chicago	Abbotsford
Grand Rapids	Bakersfield
Iowa	Calgary
Manitoba	Coachella Valley
Milwaukee	Colorado
Rockford	Henderson
Texas	Ontario
	San Diego
	San Jose
	Tucson

In the Atlantic Division, the top six (6) teams in order of regular-season points shall qualify for the playoffs.

In the North Division and the Central Division, the top five (5) teams in order of regular-season points shall qualify for the playoffs.

In the Pacific Division, the top seven (7) teams in order of regular-season points shall qualify for the playoffs.

Home ice advantage in all series will be granted to the team with more points in the final standings at the end of the Schedule of Championship Games.

### FIRST ROUND (best-of-3)

Series "A"	Shall be played between the team that finishes third and the team that finishes sixth in the Atlantic Division.
Series "B"	Shall be played between the team that finishes fourth and the team that finishes fifth in the Atlantic Division.
Series "C"	Shall be played between the team that finishes fourth and the team that finishes fifth in the North Division.
Series "D"	Shall be played between the team that finishes fourth and the team that finishes fifth in the Central Division.
Series "E"	Shall be played between the team that finishes second and the team that finishes seventh in the Pacific Division.
Series "F"	Shall be played between the team that finishes third and the team that finishes sixth in the Pacific Division.
Series "G"	Shall be played between the team that finishes fourth and the team that finishes fifth in the Pacific Division.

### DIVISION SEMIFINALS (best-of-5)

Series "H"	Shall be played between the team that finishes first in the Atlantic Division and the team with the fewer points between the winners of Series "A" and Series "B".
Series "I"	Shall be played between the team that finishes second in the Atlantic Division and the team with the more points between the winners of Series "A" and Series "B".
Series "J"	Shall be played between the team that finishes first in the North Division and the winner of Series "C".
Series "K"	Shall be played between the team that finishes second and the team that finishes third in the North Division.
Series "L"	Shall be played between the team that finishes first in the Central Division and the winner of Series "D".
Series "M"	Shall be played between the team that finishes second and the team that finishes third in the Central Division.
Series "N"	Shall be played between the team that finishes first in the Pacific Division and the team with the fewest points among the winners of Series "E", Series "F" and Series "G".
Series "O"	Shall be played between the teams with the two most points among the winners of Series "E", Series "F" and Series "G".

### DIVISION FINALS (best-of-5)

Series "P"	Shall be played between the winners of Series "H" and "I".
Series "Q"	Shall be played between the winners of Series "J" and "K".
Series "R"	Shall be played between the winners of Series "L" and "M".
Series "S"	Shall be played between the winners of Series "N" and "O".

### CONFERENCE FINALS (best-of-7)

Series "T"	Shall be played between the winners of Series "P" and "Q".
Series "U"	Shall be played between the winners of Series "R" and "S".

### CALDER CUP FINALS (best-of-7)

Series "V"	Shall be played between the winners of Series "T" and "U".
------------	--

## TIE IN STANDINGS

### BETWEEN TWO TEAMS

In case of a tie in points in the standings (for any position regardless of division) between two teams at the conclusion of the Regular Schedule of Championship Games, the method for determining the order of standings shall be as follows:

- The team having won the higher number of games, excluding games won in Overtime or by Shootout, in the Regular Schedule of Championship games.
- The team having won the higher number of games, excluding games won by Shootout, in the Regular Schedule of Championship games.
- The team having won the higher number of games in any manner.
- The team having earned the greater number of points in the season series between the teams tied.
- The team having the greater goal differential (goals against subtracted from goals for) in the Regular Schedule of Championship Games.
- The team having more goals for in the series between the teams tied.
- The team having the higher points percentage (points earned/ points available) within its respective conference in the Regular Schedule of Championship Games.
- Conference call - Board of Governors.

### AMONG THREE OR MORE TEAMS

In case of a tie in points in the standings (for any position regardless of division) among three or more teams at the conclusion of the Regular Schedule of Championship Games, the following method for determining the order of standings shall be applied successively:

*If the following method results in only two teams tied, at any time during the listed criteria, those remaining teams shall be subject to the original tie breaking system.*

- The team having won the highest number of games, excluding games won in Overtime or by Shootout, in the Regular Schedule of Championship games.
- The team having won the highest number of games, excluding games won by Shootout, in the Regular Schedule of Championship games.
- The team having won the highest number of games in any manner.
- The team with the highest points percentage (points earned divided by points available) versus the teams tied.
- The team having the greatest goal differential (goals against subtracted from goals for) in the Regular Schedule of Championship Games.
- The team having the highest goal differential percentage (goal differential divided by games played) versus the teams tied.
- The team having the highest points percentage within its respective conference in the Regular Schedule of Championship Games.
- Conference call - Board of Governors.

## OVERTIME PLAY

In the event of a tie at the end of the regulation playing time, a 15-minute intermission shall be taken followed by 20-minute "sudden death" periods with 15-minute intermissions between each of the periods, which shall be played until the tie is broken. The ice shall be resurfaced during each intermission unless mutually agreed upon to the contrary. Intermissions during regular time shall be the same as during the regular season.

# CALDER CUP PLAYOFFS RECORDS

## TEAM RECORDS

<b>First-Place Teams in Division to Win Calder Cup Playoffs</b>	<b>55</b>	<b>Most Consecutive Home Games Lost</b>	<b>9</b>
Hershey 6; Cleveland 5; Rochester 5; Providence 5; Springfield 4; Buffalo 3; Pittsburgh 3; Nova Scotia 2; Adirondack 2; Maine 2; Chicago 2; Syracuse 1; Indianapolis 1; Cincinnati 1; New Brunswick 1; Albany 1; Philadelphia 1; Hartford 1; Saint John 1; Houston 1; Milwaukee 1; Norfolk 1; Grand Rapids 1; Texas 1; Manchester 1; Toronto 1; Charlotte 1		Bridgeport Sound Tigers - 2004 (2), 2006 (3), 2009 (3), 2010 (1)	
<b>Second-Place Teams in Division to Win Calder Cup Playoffs</b>	<b>15</b>	<b>Most Consecutive Road Games Lost</b>	<b>12</b>
Hershey 4; Buffalo 2; Adirondack 2; Cleveland 1; Indianapolis 1; Nova Scotia 1; Portland 1; Philadelphia 1; Lake Erie 1; Grand Rapids 1		Providence Reds - 1941 (2), 1943 (1), 1946 (1), 1948 (3), 1949 (5)	
<b>Third-Place Teams in Division to Win Calder Cup Playoffs</b>	<b>10</b>	<b>Most Consecutive Series Lost</b>	<b>10</b>
Cleveland 3; Springfield 2; Maine 1; Sherbrooke 1; Cape Breton 1; Rochester 1; Hamilton 1		Springfield Indians - 1937, 1939, 1940, 1941, 1942, 1947, 1949, 1950, 1951, 1955	
<b>Fourth-Place Teams in Division to Win Calder Cup Playoffs</b>	<b>3</b>	<b>Most Goals Scored, Playoffs</b>	<b>1,937</b>
Hershey 1; Springfield 1; Chicago 1		Hershey Bears (68 playoffs)	
<b>Fifth-Place Teams in Division to Win Calder Cup Playoffs</b>	<b>1</b>	<b>Most Goals Allowed, Playoffs</b>	<b>1,862</b>
Binghamton 1		Hershey Bears (68 playoffs)	
<b>Most Playoffs Championships Won</b>	<b>11</b>	<b>Most Goals Scored, One Playoff</b>	<b>85</b>
Hershey Bears		Sherbrooke Canadiens, 1987 (17 games)	
<b>Most Consecutive Championships Won</b>	<b>3</b>	Cape Breton Oilers, 1993 (16 games)	
Springfield Indians - 1960-61-62		<b>Most Goals Allowed, One Playoff</b>	<b>81</b>
<b>Most Times in Playoffs</b>	<b>69</b>	Maine Mariners, 1981 (20 games)	
Hershey Bears		<b>Three Fastest Goals Scored</b>	<b>0:23</b>
<b>Most Consecutive Times in Playoffs</b>	<b>24</b>	Maine Mariners, May 8, 1985 vs. Sherbrooke Canadiens	
Cleveland Barons - 1941-64		<b>Most Goals Scored, One Team, One Playoff Game</b>	<b>15</b>
<b>Most Times in Finals</b>	<b>23</b>	New Haven Nighthawks (15) vs. Binghamton Dusters (1) - Apr. 23, 1979	
Hershey Bears		<b>Most Goals Scored, Both Teams, One Playoff Game</b>	<b>18</b>
<b>Most Times Losing in Finals</b>	<b>12</b>	Baltimore Clippers (10) vs. Cincinnati Swords (8) - Apr. 28, 1972	
Hershey Bears		<b>Most Goals Both Teams, Two-Game Series</b>	<b>19</b>
<b>Most Consecutive Times in Finals</b>	<b>4</b>	1993, Cape Breton Oilers (13) def. Springfield Indians (6), 2-0	
Rochester Americans, 1965-66-67-68		<b>Fewest Goals Both Teams, Two-Game Series</b>	<b>4</b>
<b>Most Games Played</b>	<b>632</b>	1941, Hershey Bears (3) def. New Haven Eagles (1), 2-0	
Hershey Bears (69 playoffs)		2022, Rockford IceHogs (3) def. Texas Stars (1), 2-0	
<b>Most Games Played, One Playoff</b>	<b>25</b>	<b>Most Goals One Team, Two-Game Series</b>	<b>14</b>
Chicago Wolves, 2002		1991, Hershey Bears (14) def. Adirondack Red Wings (4), 1-1 (Super OT)	
<b>Most Games Played, All Teams, One Playoff Year</b>	<b>93</b>	<b>Fewest Goals One Team, Two-Game Series</b>	<b>0</b>
2004		2004, Binghamton Senators (0) lost to Norfolk Admirals (6), 2-0	
<b>Most Games Won</b>	<b>337</b>	<b>Most Goals Both Teams, Three-Game Series</b>	<b>31</b>
Hershey Bears (69 playoffs)		1949, Cleveland Barons (16) def. Springfield Indians (15), 2-1	
<b>Most Games Won, One Playoff</b>	<b>17</b>	<b>Fewest Goals Both Teams, Three-Game Series</b>	<b>9</b>
Chicago Wolves, 2002 (17-8)		1939, Cleveland Barons (7) def. Springfield Indians (2), 2-1	
<b>Most Home Games Won, One Playoff</b>	<b>12</b>	<b>Most Goals One Team, Three-Game Series</b>	<b>22</b>
Chicago Wolves, 2002 (12-2)		1951, Pittsburgh Hornets (22) def. Springfield Indians (2), 3-0	
<b>Most Road Games Won, One Playoff</b>	<b>10</b>	<b>Fewest Goals One Team, Three-Game Series</b>	<b>2</b>
Binghamton Senators, 2011 (10-2)		1939, Springfield Indians (2) lost to Cleveland Barons (7), 2-1	
<b>Most Home Games Won, All Teams, One Playoff</b>	<b>55</b>	1951, Springfield Indians (2) lost to Pittsburgh Hornets (22), 3-0	
2002 (of 81 games played)		<b>Most Goals Both Teams, Four-Game Series</b>	<b>43</b>
<b>Most Road Games Won, All Teams, One Playoff</b>	<b>54</b>	1984, Baltimore Skipjacks (28) def. Springfield Indians (15), 4-0	
2004 (of 93 games played)		<b>Fewest Goals Both Teams, Four-Game Series</b>	<b>10</b>
<b>Most Consecutive Games Won</b>	<b>15</b>	2003, Manitoba Moose (6) def. Providence Bruins (4), 3-1	
Cleveland Barons - 1964 (9), 1966 (6)		<b>Most Goals One Team, Four-Game Series</b>	<b>30</b>
<b>Most Consecutive Games Won, One Playoff</b>	<b>12</b>	1944, Buffalo Bisons (30) def. Cleveland Barons (9), 4-0	
Hershey Bears, 1988		<b>Fewest Goals One Team, Four-Game Series</b>	<b>2</b>
<b>Most Consecutive Home Games Won</b>	<b>16</b>	2012, St. John's IceCaps (2) lost to Norfolk Admirals (14), 4-0	
Providence Bruins - 1997 (1), 1999 (10), 2000 (5)		<b>Most Goals Both Teams, Five-Game Series</b>	<b>51</b>
<b>Most Consecutive Home Games Won, One Playoff</b>	<b>11</b>	1996, Fredericton Canadiens (26) def. Pr. Edward I. Senators (25), 3-2	
Philadelphia Phantoms, 2005		<b>Fewest Goals Both Teams, Five-Game Series</b>	<b>17</b>
<b>Most Consecutive Road Games Won</b>	<b>9</b>	1965, Hershey Bears (9) def. Cleveland Barons (8), 3-2	
Philadelphia Phantoms - 1998 (9)		<b>Most Goals One Team, Five-Game Series</b>	<b>34</b>
<b>Most Consecutive Road Games Won, One Playoff</b>	<b>9</b>	1989, Adirondack Red Wings (34) def. New Haven Nighthawks (19), 4-1	
Philadelphia Phantoms, 1998		<b>Fewest Goals One Team, Five-Game Series</b>	<b>6</b>
<b>Most Consecutive Series Won</b>	<b>8</b>	1962, Buffalo Bisons (6) lost to Springfield Indians (12), 4-1	
Hershey Bears - 2009 (4), 2010 (4)		1972, Springfield Indians (6) lost to Nova Scotia Voyageurs (28), 4-1	
<b>Most Games Lost</b>	<b>295</b>	2008, Houston Aeros (6) lost to Rockford IceHogs (12), 4-1	
Hershey Bears (69 playoffs)		<b>Most Goals Both Teams, Six-Game Series</b>	<b>56</b>
<b>Most Games Lost, One Playoff</b>	<b>12</b>	1986, Adirondack Red Wings (28) def. Fredericton Express (28), 4-2	
Wilkes-Barre/Scranton Penguins, 2004		<b>Fewest Goals Both Teams, Six-Game Series</b>	<b>20</b>
<b>Most Consecutive Games Lost</b>	<b>13</b>	2011, Charlotte Checkers (10) def. W-B/Scranton Penguins (10), 4-2	
Milwaukee Admirals - 2013 (2), 2014 (3), 2016 (3), 2017 (3), 2019 (2)		<b>Most Goals One Team, Six-Game Series</b>	<b>37</b>
		1979, New Haven Nighthawks (37) def. Binghamton Dusters (14), 4-2	
		<b>Fewest Goals One Team, Six-Game Series</b>	<b>10</b>
		1966, Cleveland Barons (10) lost to Rochester Americans (19), 4-2	
		2000, Rochester Americans (10) lost to Hartford Wolf Pack (14), 4-2	
		2006, Syracuse Crunch (10) lost to Manitoba Moose (15), 4-2	
		2010, Worcester Sharks (10) lost to Manchester Monarchs (16), 4-2	
		2011, Charlotte Checkers (10) def. W-B/Scranton Penguins (10), 4-2	
		2011, W-B/Scranton Penguins (10) lost to Charlotte Checkers (10), 4-2	






## CALDER CUP PLAYOFFS RECORDS

### TEAM RECORDS (CONT.)

<b>Most Goals Both Teams, Seven-Game Series</b> 1981, Maine Mariners (32) def. Springfield Indians (34), 4-3	66	<b>Most Overtime Games Won, One Team, One Playoff</b> Hershey Bears, 2010 (8-1)	8
<b>Fewest Goals Both Teams, Seven-Game Series</b> 2008, Philadelphia Phantoms (11) def. Albany River Rats (12), 4-3	23	<b>Most Overtime Games, One Series</b> 2004, Wilkes-Barre/Scranton Penguins vs. Bridgeport Sound Tigers 2008, Syracuse Crunch vs. Manitoba Moose 2011, Binghamton Senators vs. Manchester Monarchs	5
<b>Most Goals One Team, Seven-Game Series</b> 1946, Buffalo Bisons (35) def. Cleveland Barons (24), 4-3	35	<b>Most Overtime Games Won, One Team, One Series</b> 2008, Syracuse Crunch vs. Manitoba 2011, Binghamton Senators vs. Manchester	4
<b>Fewest Goals One Team, Seven-Game Series</b> 2008, Philadelphia Phantoms (11) def. Albany River Rats (12), 4-3	11	<b>Longest Playoff Game</b> Lehigh Valley Phantoms 2 at Charlotte Checkers 1 - May 9, 2018 <i>Alex Krushelnyski scored the winning goal at 6:48 of the fifth 20-minute overtime period.</i>	146:48
<b>Most Shutouts Played, All Teams, One Playoff</b> 2004 (of 93 games played)	17	<b>Most Power-Play Goals Scored, One Team, One Playoff</b> Hershey Bears, 1997 (23 games)	35
<b>Most Shutouts Won, One Playoff</b> Rochester Americans, 2000	6	<b>Most Shorthanded Goals, All Teams, One Playoff</b> 1993 (57 games)	21
<b>Most Shutouts Played, One Series</b> 2008, Philadelphia Phantoms (2) vs. Albany River Rats (2)	4	<b>Most Shorthanded Goals, One Team, One Playoff</b> Milwaukee Admirals, 2006	7
<b>Most Shutouts Won, One Series</b> 1947, Hershey Bears vs. Pittsburgh Hornets 2000, Rochester Americans vs. Albany River Rats 2022, Stockton Heat vs. Colorado Eagles	3	<b>Most Penalty Minutes, One Team, One Series</b> Hershey Bears, 1995 vs. Cornwall Aces (6 games)	323
<b>Fewest Shutouts Played, All Teams, One Playoff</b> Several times; last: 1976	0	<b>Most Penalty Minutes, Both Teams, One Series</b> Cornwall Aces (252) vs. Hershey Bears (323), 1995 (6 games)	575
<b>Highest Scoring Shutout</b> Buffalo Bisons vs. Hershey Bears - Mar. 24, 1943 (Semifinals) Richmond Robins vs. Baltimore Clippers - Apr. 6, 1974 (Quarterfinals)	10-0	<b>Most Penalty Minutes, One Team, One Game</b> Hershey Bears, Apr. 21, 1995 vs. Cornwall	186
<b>Most Overtime Games, All Teams, One Playoff</b> 2004 (of 93 games played)	27	<b>Most Penalty Minutes, Both Teams, One Game</b> Hershey Bears (179) vs. Philadelphia Phantoms (171), May 3, 1997	350
<b>Most Overtime Games, One Team, One Playoff</b> Wilkes-Barre/Scranton Penguins, 2004	11		



**Jared Bednar**

Jared Bednar joined exclusive company when he coached the Colorado Avalanche to the 2022 Stanley Cup championship, as he became just the ninth coach ever to win titles in both the NHL and the AHL. Bednar served as a head coach in the American Hockey League with Peoria, Springfield and Lake Erie, guiding the Monsters to the Calder Cup championship in 2016.

## CALDER CUP PLAYOFFS RECORDS

### INDIVIDUAL RECORDS

<b>Most Calder Cups Won, Player</b>	<b>5</b>	<b>Most Assists, Career</b>	<b>82</b>
Bob Solinger, Cleveland 1948; Pittsburgh 1952, 1955; Hershey 1958, 1959 Fred Glover, Indianapolis 1950; Cleveland 1953, 1954, 1957, 1964 Les Duff, Hershey 1958, 1959; Rochester 1965, 1966, 1968 Mike Busniuk, Nova Scotia 1976, 1977; Maine 1978, 1979, 1984		Chris Bourque, Hershey, Providence, Hartford	
<b>Most Calder Cups Won, Head Coach</b>	<b>7</b>	<b>Most Assists, One Playoff</b>	<b>26</b>
Fred "Bun" Cook, Providence 1938, 1940; Cleveland 1945, 1948, 1951, 1953, 1954		Bill McDougall, Cape Breton Oilers - 1993 Domenic Pittis, Rochester Americans - 2000 Rob Brown, Chicago Wolves - 2002 Jason Krog, Chicago Wolves - 2008	
<b>Most Playoffs Played in</b>	<b>17</b>	<b>Most Game-Winning Goals, One Playoff</b>	<b>6</b>
Fred Glover, Indianapolis, Cleveland		Darren Haydar, Milwaukee Admirals - 2006 Bud Holloway, Manchester Monarchs - 2010 Oliver Bjorkstrand, Lake Erie Monsters - 2016	
<b>Most Playoff Games Played, Career</b>	<b>159</b>	<b>Most Sudden-Death Overtime Goals, Career</b>	<b>5</b>
Bryan Helmer, Albany, Worcester, Manitoba, Grand Rapids, San Antonio, Hershey, Oklahoma City, Springfield		Alexandre Giroux, Binghamton, Hartford, Hershey	
<b>Most Games Played, One Playoff</b>	<b>25</b>	<b>Most Sudden-Death Overtime Goals, One Playoff</b>	<b>3</b>
Several players, Chicago Wolves - 2002		Oliver Bjorkstrand, Lake Erie Monsters - 2016	
<b>Most Points Scored, Career</b>	<b>143</b>	<b>Fastest Goal Scored from the Start of a Period</b>	<b>:04</b>
Darren Haydar, Milwaukee, Chicago, Grand Rapids		Jarret Stoll, Hamilton Bulldogs vs. Binghamton - May 22, 2003 (3rd per.)	
<b>Most Points Scored, One Playoff</b>	<b>52</b>	<b>Most Games by a Goaltender, Career</b>	<b>87</b>
Bill McDougall, Cape Breton Oilers - 1993 (16gp, 26-26-52)		Marcel Paille, Cleveland, Providence, Buffalo, Springfield, Richmond	
<b>Most Points Scored by a Rookie, One Playoff</b>	<b>28</b>	<b>Most Games by a Goaltender, One Playoff</b>	<b>24</b>
Mike Sillinger, Adirondack Red Wings - 1992 (15gp, 9-19-28) Alex Goligoski, Wilkes-Barre/Scranton Penguins - 2008 (23gp, 4-24-28)		Ondrej Pavelec, Chicago Wolves - 2008 Matt Hackett, Houston Aeros - 2011 Petr Mrazek, Grand Rapids Griffins - 2013	
<b>Most Points Scored by a Defenseman, One Playoff</b>	<b>28</b>	<b>Most Wins by a Goaltender, Career</b>	<b>49</b>
Alex Goligoski, Wilkes-Barre/Scranton Penguins - 2008 (23gp, 4-24-28)		Marcel Paille, Cleveland, Providence, Buffalo, Springfield, Richmond	
<b>Most Points Scored, One Game</b>	<b>7</b>	<b>Most Wins by a Goaltender, One Playoff</b>	<b>16</b>
Howie Menard, Baltimore Clippers - Apr. 12, 1972 vs. Cleveland (3g, 4a) Bill McDougall, Cape Breton Oilers - May 17, 1993 vs. Springfield (4g, 3a) Mike Boback, Portland Pirates - Apr. 23, 1994 vs. Albany (3g, 4a)		Wade Flaherty, Milwaukee Admirals - 2004 Frederic Cassivi, Hershey Bears - 2006 Ondrej Pavelec, Chicago Wolves - 2008 Michal Neuvirth, Hershey Bears - 2009	
<b>Most Goals Scored, Career</b>	<b>63</b>	<b>Lowest Goals-Against Average, One Playoff</b>	<b>1.18</b>
Darren Haydar, Milwaukee, Chicago, Grand Rapids		Michael Leighton, Albany River Rats - 2008 (7 games)	
<b>Most Goals Scored, One Playoff</b>	<b>26</b>	<b>Most Shutouts, Career</b>	<b>8</b>
Bill McDougall, Cape Breton Oilers - 1993		Gord Henry, Hershey Bears	
<b>Most Goals Scored by a Rookie, One Playoff</b>	<b>14</b>	<b>Most Shutouts in One Playoff</b>	<b>6</b>
Sean McKenna, Rochester Americans - 1983 Jamie Benn, Texas Stars - 2010		Mika Noronen, Rochester Americans - 2000	
<b>Most Goals Scored by a Defenseman, One Playoff</b>	<b>10</b>	<b>Longest Shutout Streak</b>	<b>207:27</b>
Joel Kwiatkowski, Chicago Wolves - 2008		Marcel Paille, Springfield Indians - 1962	
<b>Most Goals Scored, One Game</b>	<b>5</b>	<b>Most Minutes Played, Career</b>	<b>5,368</b>
Bill McDougall, Cape Breton Oilers - May 5, 1993 vs. St. John's		Marcel Paille, Cleveland, Providence, Buffalo, Springfield, Richmond	
<b>Most Goals Scored, One Period</b>	<b>4</b>	<b>Most Minutes Played, One Playoff Year</b>	<b>1,498</b>
John Sorrell, Indianapolis Capitals - Mar. 25, 1944 vs. Buffalo (3rd per.)		Johan Holmqvist, Houston Aeros - 2003	

### CALDER CUP PLAYOFF SERIES COMEBACKS

#### From 0-2 down to win a best-of-5 series:

1. 1952 AHL Quarterfinals	Providence def. Cleveland
2. 1954 AHL Semifinals	Hershey def. Pittsburgh
3. 1965 AHL Quarterfinals	Hershey def. Baltimore
4. 1967 AHL Quarterfinals	Rochester def. Cleveland
5. 1969 AHL Quarterfinals	Quebec def. Cleveland
6. 1997 Southern Conference Quarterfinals	Providence def. Worcester
7. 1997 Southern Conference Quarterfinals	Springfield def. Portland
8. 2001 Eastern Conference Quarterfinals	Providence def. Hartford
9. 2002 Eastern Conference Quarterfinals	St. John's def. Lowell
10. 2013 Eastern Conference Quarterfinals	Providence def. Hershey
11. 2015 Western Conference Quarterfinals	Grand Rapids def. Toronto

#### From 1-3 down to win a best-of-7 series (\*trailed 0-3):

1. 1946 Calder Cup Finals	Buffalo def. Cleveland
2. 1947 Calder Cup Finals	Hershey def. Pittsburgh
3. 1949 Calder Cup Finals	Providence def. Hershey
4. 1960 AHL Semifinals	*Rochester def. Cleveland
5. 1973 Western Division Semifinals	Virginia def. Hershey
6. 1989 Southern Division Finals	*Adirondack def. Hershey
7. 1991 Northern Division Semifinals	Springfield def. Fredericton
8. 1992 Southern Division Finals	Rochester def. Binghamton
9. 1997 Southern Conference Finals	Hershey def. Springfield
10. 2000 Eastern Conference Finals	Hartford def. Providence
11. 2004 East Division Semifinals	W-B/Scranton def. Bridgeport
12. 2004 North Division Semifinals	Rochester def. Syracuse
13. 2005 West Division Semifinals	Cincinnati def. Milwaukee
14. 2008 North Division Finals	Toronto def. Syracuse
15. 2010 North Division Semifinals	Abbotsford def. Rochester
16. 2011 Atlantic Division Semifinals	Binghamton def. Manchester
17. 2011 North Division Semifinals	Manitoba def. Lake Erie
18. 2013 Eastern Conference Semifinals	*W-B/Scranton def. Providence

#### From 0-3 down to win a best-of-7 series:

1. 1960 AHL Semifinals	Rochester def. Cleveland
2. 1989 Southern Division Finals	Adirondack def. Hershey
3. 2013 Eastern Conference Semifinal	W-B/Scranton def. Providence



# CALDER CUP PLAYOFFS RECORDS

## PLAYOFF SCORING LEADERS

SEASON		GP	G	A	PTS	SEASON		GP	G	A	PTS
1936-37	Murray Armstrong, Syracuse.....	9	4	6	10	1977-78	Pat Hughes, Nova Scotia.....	11	5	9	14
1937-38	Bill Thomson, Syracuse.....	8	4	4	8	1978-79	Ron Andruff, New Haven.....	10	6	11	17
1938-39	Les Cunningham, Cleveland.....	9	6	4	10		Paul Evans, Maine.....	10	4	13	17
1939-40	Billy Taylor, Pittsburgh.....	9	7	5	12	1979-80	Tony Cassolato, Hershey.....	16	6	16	22
1940-41	Gordon Bruce, Hershey.....	9	2	6	8	1980-81	Rick Vasko, Adirondack.....	18	9	12	21
	Gordon Pettinger, Hershey.....	10	2	6	8		Mark Taylor, Maine.....	20	5	16	21
	Les Cunningham, Cleveland.....	9	3	5	8	1981-82	Mike Kaszycki, New Brunswick.....	15	8	13	21
1941-42	John "Red" Keating, Indianapolis.....	10	9	8	17	1982-83	J.F. Sauve, Rochester.....	16	7	21	28
	Les Douglas, Indianapolis.....	10	8	9	17	1983-84	Paul Gardner, Baltimore.....	10	12	10	22
1942-43	Bill Summerhill, Buffalo.....	9	5	10	15	1984-85	John Newberry, Sherbrooke.....	17	6	14	20
1943-44	Fred Thurier, Buffalo.....	9	8	10	18	1985-86	Larry Trader, Adirondack (D).....	17	6	16	22
1944-45	Tommy Burlington, Cleveland.....	12	10	6	16	1986-87	Gates Orlando, Rochester.....	18	9	13	22
1945-46	Fred Thurier, Cleveland.....	12	9	7	16		Peter Douris, Sherbrooke.....	17	7	15	22
	Phil Hergesheimer, Cleveland.....	16	6	10	16	1987-88	Mitch Lamoureux, Hershey.....	12	9	7	16
	Fred Hunt, Buffalo.....	12	5	11	16		Don Biggs, Hershey.....	12	5	11	16
1946-47	Frank Mario, Hershey.....	11	5	13	18	1988-89	Hubie McDonough, New Haven.....	17	10	21	31
1947-48	Bob Solinger, Cleveland.....	9	7	6	13	1989-90	Greg Parks, Springfield.....	18	9	13	22
	Fred Thurier, Cleveland.....	9	5	8	13	1990-91	Don Biggs, Rochester.....	15	9	14	23
1948-49	Gordon Bruce, Hershey.....	11	7	9	16	1991-92	Mike Sillinger, Adirondack.....	15	9	19	28
1949-50	Pat Lundy, Indianapolis.....	8	7	7	14	1992-93	Bill McDougall, Cape Breton.....	16	26	26	52
	Tod Sloan, Cleveland.....	9	10	4	14	1993-94	Mike Boback, Portland.....	17	10	17	27
1950-51	Rudy Migay, Pittsburgh.....	13	1	15	16		Andy Brickley, Moncton.....	19	8	19	27
	Bob Solinger, Pittsburgh.....	13	10	6	16	1994-95	Tim Sweeney, Providence.....	13	8	17	25
1951-52	Barry Sullivan, Providence.....	14	6	12	18	1995-96	Dixon Ward, Rochester.....	19	11	24	35
1952-53	Jack Gordon, Cleveland.....	11	4	7	11	1996-97	Josef Marha, Hershey.....	19	6	16	22
1953-54	Jack Gordon, Cleveland.....	9	5	13	18	1997-98	Mike Maneluk, Philadelphia.....	20	13	21	34
1954-55	Willie Marshall, Pittsburgh.....	10	9	7	16	1998-99	Peter Ferraro, Providence.....	19	9	12	21
	Ken Wharram, Buffalo.....	10	9	7	16		Domenic Pittis, Rochester.....	20	7	14	21
1955-56	Zellio Toppazzini, Providence.....	9	7	13	20	1999-2000	Domenic Pittis, Rochester.....	21	4	26	30
1956-57	Fred Glover, Cleveland.....	12	6	8	14	2000-01	Chris Kelleher, W-B/Scranton (D).....	21	7	18	25
1957-58	Willie Marshall, Hershey.....	11	10	9	19	2001-02	Rob Brown, Chicago.....	25	7	26	33
1958-59	Dunc Fisher, Hershey.....	13	4	9	13	2002-03	Jason Ward, Hamilton.....	23	12	9	21
1959-60	Bill Sweeney, Springfield.....	10	7	7	14	2003-04	Darren Haydar, Milwaukee.....	22	11	15	26
1960-61	Harry Pidhirny, Springfield.....	8	5	5	10	2004-05	Jeff Carter, Philadelphia.....	21	12	11	23
	Dennis Olson, Springfield.....	8	4	6	10	2005-06	Darren Haydar, Milwaukee.....	21	18	17	35
	Hec Lalonde, Hershey.....	8	3	7	10	2006-07	Darren Haydar, Chicago.....	15	10	14	24
1961-62	Bill Sweeney, Springfield.....	11	5	5	10	2007-08	Jason Krog, Chicago.....	24	12	26	38
	Kent Douglas, Springfield (D).....	11	2	8	10	2008-09	Alexandre Giroux, Hershey.....	22	15	13	28
1962-63	John McKenzie, Buffalo.....	13	8	12	20	2009-10	Alexandre Giroux, Hershey.....	21	14	13	27
1963-64	Joe Szura, Cleveland.....	9	13	6	19		Chris Bourque, Hershey.....	21	7	20	27
1964-65	Billy Harris, Rochester.....	10	5	12	17	2010-11	Ryan Potulny, Binghamton.....	23	14	12	26
1965-66	Mike Walton, Rochester.....	12	8	4	12	2011-12	Alexandre Picard, Norfolk.....	18	9	7	16
	Tom McCarthy, Cleveland.....	12	7	5	12		Trevor Smith, Norfolk.....	18	5	11	16
1966-67	Bill Hicke, Baltimore.....	9	6	8	14	2012-13	Ondrej Palat, Syracuse.....	18	7	19	26
1967-68	Jean-Guy Gendron, Quebec.....	15	7	14	21	2013-14	Travis Morin, Texas.....	21	9	13	22
1968-69	Terry Ball, Quebec (D).....	15	8	8	16	2014-15	Michael Mersch, Manchester.....	18	13	9	22
1969-70	Jim Stanfield, Springfield.....	14	8	9	17		Jordan Weal, Manchester.....	19	10	12	22
1970-71	Butch Goring, Springfield.....	12	11	14	25	2015-16	Connor Carrick, Toronto (D).....	15	7	11	18
1971-72	Bob Rivard, Baltimore.....	18	10	15	25	2016-17	Cory Conacher, Syracuse.....	22	12	16	28
1972-73	Morris Stefaniw, Nova Scotia.....	13	8	17	25	2017-18	Andreas Johnsson, Toronto.....	16	10	14	24
1973-74	Jim Wiley, Hershey.....	14	5	11	16	2018-19	Andrew Poturalski, Charlotte.....	18	12	11	23
1974-75	Phil Hoene, Springfield.....	17	12	10	22	2019-20	no playoffs				
1975-76	Guy Chouinard, Nova Scotia.....	9	6	9	15	*2020-21	Adam Cracknell, Bakersfield.....	6	3	7	10
1976-77	Pierre Mondou, Nova Scotia.....	12	8	11	19	2021-22	Josh Leivo, Chicago.....	18	15	14	29

\*only Pacific Division Playoffs held












# CALDER CUP PLAYOFFS RECORDS

Date	Gm #	Visitor	Home	Per.	Time	GWG
3/31/54	B-5	Pittsburgh	2 @ Hershey	3 20T^	20:08	Murray Costello *
3/23/54	B-1	Pittsburgh	4 @ Hershey	3 0T^	10:00	Willie Marshall (7:38)
4/16/53	C-7	Pittsburgh	0 @ Cleveland	1 0T^	10:00	Bob Chrystal (6:23) *
4/14/53	C-6	Cleveland	2 @ Pittsburgh	3 40T^	61:46	Danny Lewicki
4/07/53	C-2	Pittsburgh	2 @ Cleveland	3 20T^	12:40	Ike Hildebrand
3/30/53	B-3	Pittsburgh	7 @ Hershey	5 0T^	10:00	John McLellan (3:45)
4/20/52	E-6	Pittsburgh	3 @ Providence	2 20T^	16:08	Ray Hannigan *
4/15/52	E-4	Pittsburgh	3 @ Providence	2 20T^	28:40	Rudy Migay
3/27/52	A-5	Hershey	3 @ Pittsburgh	4 20T^	11:54	Bob Solinger *
3/22/52	C-3	Cincinnati	6 @ Buffalo	4 0T^	10:00	Gus Schwartz (7:21) *
3/18/52	A-1	Hershey	1 @ Pittsburgh	2 30T^	36:16	Bob Hassard
3/18/52	C-1	Buffalo	1 @ Cincinnati	2 20T^	23:47	Chick Webster
4/07/51	E-1	Pittsburgh	3 @ Cleveland	2 0T^	10:00	Bob Solinger (5:31)
3/31/51	D-1	Pittsburgh	3 @ Hershey	2 30T^	44:30	Bob Solinger
3/24/51	A-3	Buffalo	4 @ Cleveland	5 20T^	19:46	Wally Hergesheimer
3/22/51	B-2	Indianapolis	3 @ Hershey	4 0T^	10:00	Jerry Brown (:44)
3/20/51	A-1	Buffalo	3 @ Cleveland	4 20T^	13:29	Ray Ceresino
3/25/50	A-2	Buffalo	4 @ Cleveland	5 0T^	10:00	John Holota (8:27)
4/14/49	E-5	Hershey	3 @ Providence	4 20T^	14:48	Harvey Fraser
3/29/49	D-1	Hershey	3 @ Cleveland	2 20T^	28:30	Terry Reardon
3/31/49	A-5	St. Louis	4 @ Providence	5 20T^	19:24	Arnie Kullman
3/27/49	A-3	Providence	1 @ St. Louis	2 20T^	15:54	Lloyd Doran
3/24/49	C-2	Springfield	5 @ Cleveland	6 0T^	10:00	Frank Porteous (1:32)
3/28/48	D-1	New Haven	1 @ Buffalo	2 20T^	14:35	Les Hickey
3/25/48	B-2	New Haven	4 @ Pittsburgh	2 0T^	10:00	Nick Mickoski (5:07)
4/07/46	E-3	Cleveland	6 @ Buffalo	5 0T^	10:00	Louis Trudel (9:38)
3/26/46	D-1	Pittsburgh	5 @ Cleveland	6 20T^	15:08	Louis Trudel
3/21/45	A-2	Cleveland	5 @ Buffalo	4 0T^	10:00	Louis Trudel (3:32)
3/26/44	A-4	Hershey	2 @ Cleveland	3 0T^	10:00	Pete Horeck (4:47)
3/27/43	D-2	Indianapolis	3 @ Cleveland	2 20T^	21:56	Hec Kilrea *
3/22/43	B-2	Indianapolis	5 @ Pittsburgh	3 0T^	10:00	John Ross (3:04) *
3/18/43	C-2	Cleveland	4 @ Providence	2 0T^	10:00	Tom Burlington (4:34)*
3/17/43	A-1	Buffalo	0 @ Hershey	1 20T^	16:04	Joe Levandoski
3/31/42	E-2	Hershey	5 @ Indianapolis	4 0T^	10:00	Phil Hergesheimer (2:58)
3/26/42	A-5	Springfield	2 @ Indianapolis	3 20T^	19:52	Jud McAtee *
3/26/42	D-3	Cleveland	1 @ Hershey	3 0T^	10:00	Gaye Stewart (6:45) *
4/10/41	E-5	Hershey	2 @ Cleveland	3 0T^	10:00	Earl Bartholome (1:25)*
4/01/41	E-1	Hershey	3 @ Cleveland	4 0T^	10:00	Oscar Aubuchon (7:44)
3/27/41	D-2	Pittsburgh	1 @ Hershey	2 0T^	10:00	Wally Kilrea (2:37)
3/22/41	C-3	Pittsburgh	2 @ Springfield	1 0T^	10:00	Eddie Convey (:22) *
3/20/41	A-2	Cleveland	2 @ Providence	1 20T^	29:11	Dick Adolph
3/19/41	C-1	Springfield	1 @ Pittsburgh	2 30T^	46:15	Johnny Sherf
3/18/41	B-1	New Haven	1 @ Hershey	2 0T^	10:00	Bobby Kirk (2:46)
3/18/41	A-1	Cleveland	1 @ Providence	4 0T^	10:00	Hub Wilson (:31)
4/04/40	E-2	Pittsburgh	3 @ Providence	4 20T^	22:46	Red Doran
3/19/40	A-1	Indianapolis	1 @ Providence	2 30T^	42:23	Harold Jackson
4/04/39	E-2	Cleveland	4 @ Philadelphia	5 30T^	34:48	Joe Krol
3/28/39	D-1	Providence	2 @ Cleveland	3 40T^	59:47	Bob Gracie
3/25/39	A-3	Hershey	1 @ Philadelphia	2 0T^	10:00	Cliff Barton (7:14)
4/10/38	E-3	Providence	3 @ Syracuse	4 0T^	10:00	Jack Fox (8:30)
4/09/38	E-2	Syracuse	1 @ Providence	2 20T^	29:23	Sammy McManus
4/07/38	E-1	Syracuse	4 @ Providence	5 20T^	26:11	Bud Jarvis
4/05/38	C-3	Philadelphia	2 @ Providence	3 0T^	10:00	Art Giroux (6:18) *
4/04/38	D-2	Syracuse	3 @ Cleveland	2 40T^	62:41	Max Bennett *
4/03/38	C-2	Philadelphia	1 @ Providence	0 20T^	26:02	Murray Patrick
3/31/38	A-2	Philadelphia	3 @ New Haven	2 30T^	32:55	Charlie Mason *
3/29/38	B-1	Pittsburgh	2 @ Syracuse	3 0T^	10:00	Norm Locking (3:57)



**Adam Graves**

Adam Graves scored one of the most memorable overtime goals in Calder Cup Playoffs history, a Game 7 winner that capped the Adirondack Red Wings' comeback from an 0-3 series deficit against Hershey in 1989. Graves went on to play 1,152 games in the National Hockey League and was a Stanley Cup champion with Edmonton in 1990 and the New York Rangers in 1994.

## LONGEST OVERTIME GAMES

Date	Series/Game	Score	Time	GWG
1. May 9, 2018	Atlantic Div. Finals - Game 4	<b>Lehigh Valley 2</b> @ Charlotte 1	86:48	Alex Krushelnyski
2. Apr. 24, 2008	East Div. Semifinals - Game 5	<b>Philadelphia 3</b> @ Albany 2	82:58	Ryan Potulny
3. May 30, 2003	Calder Cup Finals - Game 2	Houston 1 @ <b>Hamilton 2</b>	74:56	Michael Ryder
4. Apr. 10, 1982	South Div. Semifinals - Game 3	Rochester 2 @ <b>New Haven 3</b>	74:08	Warren Holmes
5. May 3, 2019	Pacific Div. Finals - Game 1	<b>San Diego 3</b> @ Bakersfield 2	64:20	Maxime Comtois
6. Apr. 4, 1938	Western Div. Finals - Game 2	<b>Syracuse 3</b> @ Cleveland 2	62:41	Max Bennett
7. Apr. 14, 1953	Calder Cup Finals - Game 6	Cleveland 2 @ <b>Pittsburgh 3</b>	61:46	Danny Lewicki
8. May 7, 2015	Western Conf. Semifinals - Game 1	<b>Oklahoma City 2</b> @ Utica 1	60:16	Curtis Hamilton
9. Mar. 28, 1939	Semifinals - Game 1	Providence 2 @ <b>Cleveland 3</b>	59:47	Bob Gracie
10. Apr. 26, 2018	Central Div. Semifinals - Game 3	<b>Rockford 4</b> @ Chicago 3	57:22	Victor Ejdsell
11. Apr. 28, 2004	East Div. Semifinals - Game 4	<b>Philadelphia 2</b> @ Norfolk 1	53:02	B.J. Abel
12. Apr. 25, 2005	East Div. Semifinals - Game 3	Binghamton 2 @ <b>W-B/Scranton 3</b>	52:26	Colby Armstrong
13. Apr. 4, 1962	Semifinals - Game 1	<b>Cleveland 4</b> @ Springfield 3	50:16	Wayne Larkin
14. May 5, 2004	Atlantic Div. Finals - Game 4	Worcester 3 @ <b>Hartford 4</b>	47:49	Ken Gernander
15. Apr. 28, 2017	North Div. Semifinals - Game 4	Albany 1 @ <b>Toronto 2</b>	46:43	Justin Holl

\* series-winning goal... # one five-minute sudden-death period followed by 20-minute sudden-death periods... ^ one full 10-minute period followed by 20-minute sudden-death periods SOT=super overtime (sudden death to decide series if tied after two games)... (U) at Uniondale, N.Y... (B) at Buffalo, N.Y... (I) at Irvine, Calif... (Ba) at Bakersfield, Calif... (TM) at T-Mobile Arena





**ALL-TIME CAREER PLAYOFF LEADERS - POINTS**

	Player	Years	Playoffs	GP	G	A	Pts
1.	Darren Haydar	2002-13	8	110	63	80	143
2.	Willie Marshall	1953-72	15	112	48	71	119
3.	Jason Krog	1999-2011	6	101	42	76	118
	Chris Bourque	2005-19	11	138	35	83	118
5.	Jody Gage	1980-95	11	115	51	59	110
6.	Fred Glover	1949-68	17	120	48	56	104
7.	Alexandre Giroux	2001-12	9	118	52	51	103
8.	Bob Solinger	1948-59	11	97	39	53	92
9.	Gordie Clark	1974-83	8	94	42	48	90
	Glenn Merkosky	1980-91	10	107	39	51	90
11.	Steve Maltais	1989-2005	7	92	37	51	88
	Keith Aucoin	2002-14	8	92	16	72	88
13.	Fred Thurier	1939-51	11	71	32	53	85
	Brad Smyth	1997-2006	8	89	46	39	85
15.	Tim Tookey	1982-95	10	78	38	44	82
16.	Domenic Pittis	1997-2004	5	68	19	61	80
17.	Don Biggs	1984-93	7	70	27	52	79
18.	Mike Nykoluk	1957-72	14	112	16	62	78
19.	Peter Ferraro	1994-2007	8	86	34	42	76
20.	Tom Kostopoulos	1999-2018	9	100	23	51	74
	Chris Mueller	2009-19	9	101	32	42	74
21.	Simon Gamache	2002-06	4	59	31	40	71
	Wayne Schaab	1975-83	8	75	24	47	71
	Michel Picard	1989-2004	9	88	37	34	71
24.	Andy Brickley	1982-94	6	62	31	39	70
	Marty Murray	1995-2010	6	82	26	44	70
	Peter White	1992-2004	8	92	28	42	70
27.	Jason Jaffray	2004-14	8	95	31	37	68
28.	Paul Evans	1977-85	8	86	22	45	67
29.	Murray Eaves	1984-90	5	52	24	40	64
	Travis Morin	2009-18	7	87	23	41	64
32.	Rene Drolet	1967-78	11	81	31	32	63
33.	Les Cunningham	1938-46	8	58	29	33	62
34.	Corey Locke	2004-14	5	66	26	35	61
35.	Bryan Helmer	1993-2013	15	159	14	46	60
36.	Ross Fitzpatrick	1982-92	8	79	35	24	59
	Kent Hulst	1988-2001	9	84	26	33	59
	Cal O'Reilly	2005-19	8	88	15	44	59
38.	Bill McDougall	1989-93	4	24	28	30	58
	Martin Gendron	1993-2000	6	50	32	26	58
	Jim Montgomery	1994-2003	7	56	24	34	58
	Tom Colley	1973-81	8	73	19	39	58
	Bruce Cline	1956-68	11	89	24	34	58



**Andrew Poturalski**

Andrew Poturalski won his second Calder Cup in 2022, recording 23 points and a plus-15 rating in 18 games with the Chicago Wolves – the same totals he put up with Charlotte during the 2019 postseason. Poturalski has amassed 51 points in 52 playoff games in his AHL career.

**GOALS**

	Player	GP	G
1.	Darren Haydar	110	63
2.	Alexandre Giroux	118	52
3.	Jody Gage	115	51
4.	Willie Marshall	112	48
	Fred Glover	120	48
6.	Brad Smyth	89	46
7.	Gordie Clark	94	42
	Jason Krog	101	42
9.	Bob Solinger	97	39
	Glenn Merkosky	107	39
11.	Tim Tookey	78	38
12.	Michel Picard	88	37
	Steve Maltais	92	37
14.	Ross Fitzpatrick	79	35
	Chris Bourque	138	35
16.	Peter Ferraro	83	34
17.	Mike McHugh	74	33
18.	Martin Gendron	50	32
	Steve Brulé	65	32
	Fred Thurier	71	32
	Chris Mueller	101	32
22.	Simon Gamache	59	31
	Andy Brickley	62	31
	Rene Drolet	81	31
	Jason Jaffray	95	31

**ASSISTS**

	Player	GP	A
1.	Chris Bourque	138	83
2.	Darren Haydar	110	80
3.	Jason Krog	101	76
4.	Keith Aucoin	92	72
5.	Willie Marshall	112	71
6.	Mike Nykoluk	112	62
7.	Domenic Pittis	68	61
8.	Jody Gage	113	59
9.	Fred Glover	121	56
10.	Fred Thurier	71	53
	Bob Solinger	97	53
12.	Don Biggs	70	52
13.	Steve Maltais	92	51
	Tom Kostopoulos	100	51
	Glenn Merkosky	107	51
	Alexandre Giroux	118	51
17.	Gordie Clark	94	48
18.	Wayne Schaab	75	47
19.	Bryan Helmer	159	46
20.	Paul Evans	86	45
21.	Tim Tookey	78	44
	Marty Murray	82	44
	Cal O'Reilly	88	44
24.	Jim Wiemer	64	42
	Peter Ferraro	86	42
	Peter White	92	42
	Chris Mueller	101	42

**GAMES PLAYED**

	Player	GP
1.	Bryan Helmer	159
2.	Chris Bourque	138
3.	Boyd Kane	128
4.	Ken Germander	123
5.	Fred Glover	120
6.	Maxime Fortunus	118
	Alexandre Giroux	118
8.	Jody Gage	115
9.	Les Duff	112
	Willie Marshall	112
	Mike Nykoluk	112
	Darren Haydar	110
13.	Glenn Merkosky	107
14.	Terry Virtue	106
	Dennis Bonvie	106
16.	Alain Nasreddine	104
	Nathan Paetsch	104
18.	John Stevens	102
19.	Chris Mueller	101
	Jason Krog	101
21.	Tom Kostopoulos	100
22.	Jeff Hoggan	97
	Bob Solinger	97
24.	Mike Hurlbut	95
	Jason Jaffray	95



## CALDER CUP PLAYOFFS RECORDS

### WINS

	Player	Years	Playoffs	GP	Wins
1.	Marcel Paille	1956-74	11	87	49
2.	Jean-Francois Labbe	1995-2002	7	82	46
	Bobby Perreault	1951-68	10	83	46
	Frederic Cassivi	1995-2008	11	83	46
5.	Drew MacIntyre	2005-14	8	76	42
6.	Gil Mayer	1950-62	8	63	37
7.	Wade Flaherty	1996-2007	6	56	36
	Sam St. Laurent	1981-91	9	70	36
9.	John Grahame	1998-2011	4	54	35
10.	Mike McKenna	2007-18	7	67	34
11.	Neil Little	1995-2005	7	53	31
	Johnny Bower	1948-57	7	55	31
13.	Michael Neuvirth	2008-10	2	40	30
14.	Mark Laforest	1985-92	4	49	29
15.	Allan Bester	1985-93	3	40	28
16.	Martin Brochu	1995-2001	5	44	26
	Yann Danis	2003-16	7	51	26
18.	Nick Damore	1938-45	6	46	24
	Gord Henry	1945-54	8	49	24
20.	Harvey Teno	1938-48	7	47	23
21.	Brad Thiessen	2009-19	6	49	22
22.	Antero Niittymaki	2003-05	2	33	21
	Jacques Cloutier	1982-84	2	34	21
	Olaf Kolzig	1992-94	2	34	21
	Darcy Wakaluk	1986-91	4	36	21
	Ed Chadwick	1959-68	5	43	21

### SHUTOUTS

	Player	Years	Playoffs	GP	SO
1.	Gord Henry	1945-54	8	49	8
2.	Drew MacIntyre	2005-14	8	76	7
	Jean-Francois Labbe	1995-2002	7	82	7
	Bobby Perreault	1951-68	10	83	7
5.	Mika Noronen	1999-2002	3	26	6
	Martin Brochu	1995-2001	5	44	6
	Gil Mayer	1950-62	8	63	6
	Frederic Cassivi	1995-2008	11	83	6
9.	Michael Leighton	2001-17	6	28	5
	Michal Neuvirth	2008-10	2	40	5
	Brad Thiessen	2009-19	6	49	5
	Neil Little	1995-2005	7	53	5
	Marcel Paille	1956-74	11	87	5
13.	Gerry McNamara	1956-59	2	14	4
	Moe Roberts	1937-41	3	15	4
	Bert Gardiner	1936-42	4	18	4
	Pekka Rinne	2005-08	3	24	4
	Rick DiPietro	2001-03	2	25	4
	Andy Chiodo	2003-05	2	27	4
	Cedrick Desjardins	2009-13	2	28	4
	Dustin Tokarski	2010-19	5	30	4
	Petr Mrazek	2012-14	2	34	4
	Jason LaBarbera	2002-07	4	35	4
	Nick Damore	1938-45	6	46	4
	Johnny Bower	1948-57	7	55	4

### GAMES PLAYED (GOALTENDERS)

	Player	Years	Playoffs	GP
1.	Marcel Paille	1956-74	11	87
2.	Bobby Perreault	1951-68	10	83
	Frederic Cassivi	1995-2008	11	83
4.	Jean-Francois Labbe	1995-2002	7	82
5.	Drew MacIntyre	2005-14	8	76
6.	Sam St. Laurent	1981-91	9	70
7.	Mike McKenna	2007-18	7	67
8.	Gil Mayer	1950-62	8	63
9.	Wade Flaherty	1996-2007	6	56
10.	Johnny Bower	1948-57	7	55
11.	John Grahame	1998-2011	4	54
12.	Neil Little	1995-2005	7	53
13.	Yann Danis	2003-16	7	51
14.	Gord Henry	1945-54	8	49
	Mark Laforest	1985-92	4	49
	Brad Thiessen	2009-19	6	49
17.	Harvey Teno	1938-48	7	47
	Peter Sidorkiewicz	1984-98	7	47
19.	Nick Damore	1938-45	6	46
20.	Martin Brochu	1995-2001	5	44



#### Gordon "Red" Henry

Gord Henry notched eight shutouts in AHL playoff action, a record that still stands today. Five of those shutouts came during the 1947 postseason, including a 5-0 win over Pittsburgh in Game 7 of the Finals that gave the Hershey Bears franchise its first Calder Cup championship.





IN COLLABORATION WITH  
Manulife Bank

EN COLLABORATION AVEC  
Banque Manuvie

**FEBRUARY 5-6, 2023**

**5-6 FÉVRIER 2023**



**MIKKO RANTANEN**  
2016 AHL ALL-STAR  
2022 STANLEY CUP CHAMPION



*The AHL  
All-Star Classic*

## AHL ALL-STAR GAME HISTORY

Season	Date	Result	City	Most Valuable Player
2021-22	event not held (COVID-19)			
2020-21	event not held (COVID-19)			
2019-20	January 27, 2020	Atlantic 3, Central 1 (championship)	Ontario, Calif.	Vitek Vanecek, Hershey
2018-19	January 28, 2019	North 1, Atlantic 0 (SO) (championship)	Springfield, Mass.	Drake Batherson, Belleville
2017-18	January 29, 2018	North 1, Pacific 0 (championship)	Utica, N.Y.	C.J. Smith, Rochester
2016-17	January 30, 2017	Central 1, Atlantic 0 (SO) (championship)	Allentown, Pa.	Taylor Leier, Lehigh Valley
2015-16	February 1, 2016	Central 4, Atlantic 0 (championship)	Syracuse, N.Y.	Pat Cannone, Chicago
2014-15	January 26, 2015	West 14, East 12	Utica, N.Y.	Charles Hudon, Hamilton; Jacob Markstrom, Utica (co-winners)
2013-14	February 12, 2014	All-Stars 7, Färjestad BK 2	St. John's, N.L.	Brandon Pirri, Rockford
2012-13	January 28, 2013	West 7, East 6	Providence, R.I.	Ryan Hamilton, Oklahoma City
2011-12	January 30, 2012	West 8, East 7 (SO)	Atlantic City, N.J.	Ben Bishop, Peoria
2010-11	January 31, 2011	East 11, West 8	Hershey, Pa.	Bobby Butler, Binghamton
2009-10	January 19, 2010	Canada 10, PlanetUSA 9 (SO)	Portland, Maine	Tyler Ennis, Portland
2008-09	January 26, 2009	PlanetUSA 14, Canada 11	Worcester, Mass.	Jared Ross, Philadelphia
2007-08	January 28, 2008	Canada 9, PlanetUSA 8 (SO)	Binghamton, N.Y.	Teddy Purcell, Manchester
2006-07	January 29, 2007	PlanetUSA 7, Canada 6	Toronto, Ont.	Brett Sterling, Chicago
2005-06	February 1, 2006	Canada 9, PlanetUSA 4	Winnipeg, Man.	Yann Danis, Hamilton; Wade Flaherty, Manitoba (co-winners)
2004-05	February 14, 2005	PlanetUSA 5, Canada 4 (SO)	Manchester, N.H.	Tomas Plekanec, Hamilton
2003-04	February 9, 2004	Canada 9, PlanetUSA 5	Grand Rapids, Mich.	Mike Zigomanis, Lowell
2002-03	February 3, 2003	Canada 10, PlanetUSA 7	Portland, Maine	Jon Sim, Utah
2001-02	February 14, 2002	Canada 13, PlanetUSA 11	St. John's, N.L.	Mike Craig, Cleveland
2000-01	January 15, 2001	Canada 11, PlanetUSA 10	Wilkes-Barre, Pa.	John Slaney, Philadelphia
1999-2000	January 17, 2000	Canada 8, PlanetUSA 3	Rochester, N.Y.	Martin Brochu, Portland
1998-99	January 25, 1999	PlanetUSA 5, Canada 4 (OT/SO)	Philadelphia, Pa.	Jean-Marc Pelletier, Philadelphia
1997-98	February 11, 1998	Canada 11, PlanetUSA 10	Syracuse, N.Y.	Peter Zezel, Albany
1996-97	January 16, 1997	World 3, Canada 2 (OT/SO)	Saint John, N.B.	Tomas Vokoun, Fredericton
1995-96	January 16, 1996	U.S. 6, Canada 5	Hershey, Pa.	Wes Walz, Adirondack
1994-95	January 17, 1995	Canada 6, U.S. 4	Providence, R.I.	Ralph Intranuovo, Cape Breton
1959-60	December 10, 1959	Springfield 8, All-Stars 3	W. Springfield, Mass.	
1958-59	January 15, 1959	Hershey 5, All-Stars 2	Hershey, Pa.	
1957-58	October 6, 1957	All-Stars 5, Cleveland 2	Rochester, N.Y.	
1956-57	October 23, 1956	Providence 4, All-Stars 0	Providence, R.I.	
1955-56	January 10, 1956	All-Stars 4, Cleveland 4 (OT)	Pittsburgh, Pa.	
1954-55	October 27, 1954	All-Stars 7, Cleveland 3	Hershey, Pa.	
1941-42	February 3, 1942	East 5, West 4	Cleveland, Ohio	



**Jacob Markstrom**

An AHL All-Star in 2015, Jacob Markstrom was voted a Second Team NHL All-Star in 2021-22 as he went 37-15-9 with a 2.22 GAA, a .922 save percentage and nine shutouts for the Calgary Flames. Markstrom, who also backstopped the Utica Comets to the Calder Cup Finals in 2015, won 84 games in the AHL playing for Utica, San Antonio and Rochester.



**Devon Toews**

Defenseman Devon Toews played in the AHL All-Star Classic during a 2016-17 season that also saw him garner AHL All-Rookie Team honors. Acquired by Colorado in 2020, Toews was a huge part of the Avalanche's Stanley Cup championship team last year, registering 57 points and a plus-52 rating during the regular season and contributing 15 points in 20 playoff contests.

## AHL ALL-STAR SKILLS COMPETITION HISTORY

Season	Date	Result	City
2021-22	event not held (COVID-19)		
2020-21	event not held (COVID-19)		
2019-20	January 26, 2020	West 18, East 15	Ontario, Calif.
2018-19	January 27, 2019	West 17, East 14	Springfield, Mass.
2017-18	January 28, 2018	East 18, West 12	Utica, N.Y.
2016-17	January 29, 2017	West 15, East 11	Allentown, Pa.
2015-16	January 31, 2016	West 19, East 14	Syracuse, N.Y.
2014-15	January 25, 2015	East 15, West 11	Utica, N.Y.
2013-14	February 11, 2014	All-Stars 18, Färjestad BK 17 (SO)	St. John's, N.L.
2012-13	January 27, 2013	West 12, East 11	Providence, R.I.
2011-12	January 29, 2012	West 18, East 10	Atlantic City, N.J.
2010-11	January 30, 2011	East 19, West 7	Hershey, Pa.
2009-10	January 18, 2010	Canada 18, PlanetUSA 12	Portland, Maine
2008-09	January 25, 2009	PlanetUSA 18, Canada 12	Worcester, Mass.
2007-08	January 27, 2008	PlanetUSA 15, Canada 9	Binghamton, N.Y.
2006-07	January 28, 2007	PlanetUSA 19, Canada 14	Toronto, Ont.
2005-06	January 31, 2006	Canada 21, PlanetUSA 12	Winnipeg, Man.
2004-05	February 13, 2005	PlanetUSA 17, Canada 13	Manchester, N.H.
2003-04	February 8, 2004	PlanetUSA 18, Canada 9	Grand Rapids, Mich.
2002-03	February 2, 2003	Canada 15, PlanetUSA 13	Portland, Maine
2001-02	February 13, 2002	Canada 21, PlanetUSA 9	St. John's, N.L.
2000-01	January 14, 2001	PlanetUSA 16, Canada 8	Wilkes-Barre, Pa.
1999-2000	January 16, 2000	PlanetUSA 17, Canada 12	Rochester, N.Y.
1998-99	January 24, 1999	Canada 15, PlanetUSA 12	Philadelphia, Pa.
1997-98	February 10, 1998	PlanetUSA 13, Canada 8	Syracuse, N.Y.
1996-97	January 15, 1997	World 18, Canada 9	Saint John, N.B.
1995-96	January 15, 1996	U.S. 14, Canada 12	Hershey, Pa.

## AHL ALL-STAR SKILLS COMPETITION EVENT WINNERS

### FASTEST SKATER (WINNERS)

2020	Alex Formenton, East	13.356 sec.
2019	Anthony Greco, East	13.251 sec.
2018	John Gilmour, East	13.663 sec.
2017	Devon Toews, East	13.478 sec.
2016	Derek Grant, West	14.307 sec.
2015	Colin Miller, East	13.805 sec.
2014	Mike Hoffman, AHL	13.990 sec.
2013	Chris Summers, East	13.324 sec.
2012	Brian Connelly, West	13.851 sec.
2011	Slava Voynov, East	14.197 sec.
2010	Bobby Sanguinetti, PlanetUSA	13.677 sec.
2009	Jared Ross, PlanetUSA	14.187 sec.
2008	Toby Petersen, PlanetUSA	14.001 sec.
2007	Jonathan Filewich, Canada	14.553 sec.
2006	Ryan Shannon, PlanetUSA	14.084 sec.
2005	Tomas Plekanec, PlanetUSA	14.196 sec.
2004	Noah Clarke, PlanetUSA	14.042 sec.
2003	Justin Papineau, Canada	14.570 sec.
2002	Jonathan Girard, Canada	14.262 sec.
2001	Cameron Mann, Canada	14.095 sec.
2000	Ladislav Nagy, PlanetUSA	14.390 sec.
1999	Jean-Luc Grand-Pierre, Canada	14.056 sec.
1998	Barry Richter, PlanetUSA	13.863 sec.
1997	Ralph Intranuovo, Canada	13.968 sec.
1996	Ralph Intranuovo, Canada	13.683 sec.

### FASTEST SKATER (TOP 10)

1.	2019	Anthony Greco, East	13.251 sec.
2.	2013	Chris Summers, East	13.324 sec.
3.	2020	Alex Formenton, East	13.356 sec.
4.	2020	Joey Keane, East	13.453 sec.
5.	2017	Devon Toews, East	13.478 sec.
6.	2019	Jordan Kyrrou, West	13.520 sec.
7.	2013	Jason Zucker, West	13.550 sec.
8.	2019	Brendan Guhle, East	13.648 sec.
9.	2018	John Gilmour, East	13.663 sec.
10.	2017	Jack Roslovic, West	13.674 sec.

### HARDEST SHOT (WINNERS)

2020	Martin Frk, West	109.2 mph
2019	Greg Carey, East	100.4 mph
2018	Alexandre Grenier, East	104.1 mph
2017	Kyle Wood, West	99.3 mph
2016	Ryan Graves, East	103.4 mph
2015	Colin Miller, East	105.5 mph
2014	Magnus Nygren, FBK	104.6 mph
2013	Brayden McNabb, West	101.8 mph
2012	Kevin Connauton, West	99.4 mph
2011	Brian Fahey, East	96.9 mph
2010	Blair Jones, Canada	100.7 mph
2009	Derek Joslin, Canada	98.6 mph
2008	Mark Mancari, Canada	102.8 mph
2007	Dustin Byfuglien, PlanetUSA	98.7 mph
2006	Donald MacLean, Canada	98.0 mph
2005	Rene Bourque, Canada	99.8 mph
2004	Anton Babchuk, PlanetUSA	96.6 mph
2003	Kurtis Foster, Canada	101.0 mph
2002	Jonathan Girard, Canada	99.0 mph
2001	Mark Murphy, PlanetUSA	96.8 mph
2000	Shawn Heins, Canada	98.3 mph
1999	Shane Willis, Canada	95.0 mph
1998	Jamie Heward, Canada	99.3 mph
1997	Rory Fitzpatrick, World	92.4 mph
1996	Jamie Heward, Canada	99.7 mph

### HARDEST SHOT (TOP 10)

1.	2020	Martin Frk, West	109.2 mph
2.	2015	Colin Miller, East	105.5 mph
3.	2014	Magnus Nygren, FBK	104.6 mph
4.	2018	Alexandre Grenier, East	104.1 mph
5.	2016	Ryan Graves, East	103.4 mph
6.	2020	Evan Bouchard, West	103.0 mph
7.	2008	Mark Mancari, Canada	102.8 mph
8.	2014	Brayden McNabb, AHL	102.6 mph
9.	2013	Brayden McNabb, West	101.8 mph
10.	2014	T.J. Brennan, AHL	101.5 mph

### GOALTENDERS' COMPETITION

**(Fewest total goals against from Pass and Score/Ambush, Rapid Fire & Breakaway Relay)**

2020	Connor Ingram, West	14/18 (tie)
	Alex Nedeljkovic, East	14/18 (tie)
	Vitek Vanecek, East	14/18 (tie)
2019	Kaapo Kahkonen, West	16/18
2018	Jordan Binnington, East	16/18 (tie)
	Cal Petersen, West	16/18 (tie)
2017	Linus Ullmark, East	15/18
2016	Eric Comrie, West	17/19
2015	Philipp Grubauer, East	16/19
2014	Dustin Tokarski, AHL	16/24
2013	Justin Peters, West	17/19
2012	Ben Bishop, West	16/19
2011	John Curry, East	21/28
2010	Cedrick Desjardins, Canada	16/19
2009	Cory Schneider, PlanetUSA	18/19
2008	Pekka Rinne, PlanetUSA	16/19
2007	Karri Ramo, PlanetUSA	*15/19
2006	Wade Flaherty, Canada	16/19
2005	Ryan Miller, PlanetUSA	15/19
2004	Ryan Miller, PlanetUSA	22/25
2003	Marc Lamothe, Canada	*13/19
2002	Neil Little, Canada	17/19 (tie)
	Travis Scott, Canada	17/19 (tie)
2001	Miikka Kiprusoff, PlanetUSA	24/26
2000	Miikka Kiprusoff, PlanetUSA	22/26
1999	Marc Denis, Canada	20/26
1998	Brian Boucher, PlanetUSA	13/14
1997	Robb Stauber, World	14/17
1996	Eric Fichaud, U.S.	11/16

\*won tiebreaker



## AHL ALL-STAR CLASSIC TEAM CAPTAINS

2020 Ontario	Matt Moulson, East	Matthew Ford, West
2019 Springfield	Colin McDonald, East	Andrew Campbell, West
2018 Utica	Bracken Kearns, East	Brett Sutter, West
2017 Lehigh Valley	Chris Bourque, East	Ryan Craig, West
2016 Syracuse	Mike Angelidis, East	Jeff Hoggan, West
2015 Utica	Tom Kostopoulos, East	Maxime Fortunus, West
2014 St. John's	Jason Jaffray, All-Stars	Rickard Wallin, Färjestad BK
2013 Providence	Trent Whitfield, East	Quintin Laing, West
2012 Atlantic City	Boyd Kane, East	Darren Haydar, West
2011 Hershey	Mark Wotton, East	Alexandre Giroux, West
2010 Portland	Graham Mink, PlanetUSA	Nolan Baumgartner, Canada
2009 Worcester	Rory Fitzpatrick, PlanetUSA	Bryan Helmer, Canada
2008 Binghamton	Keith Aucoin, PlanetUSA	Denis Hamel, Canada
2007 Toronto	Kip Miller, PlanetUSA	Mike Keane, Canada
2006 Manitoba	Eric Healey, PlanetUSA	Jimmy Roy, Canada
2005 Manchester	Craig Darby, PlanetUSA	Brad Tiley, Canada
2004 Grand Rapids	Travis Richards, PlanetUSA	Terry Virtue, Canada
2003 Portland	Chris Ferraro and Peter Ferraro, PlanetUSA	Brian Chapman, Canada (inj.)
2002 St. John's	Rich Brennan, PlanetUSA	John Slaney, Canada
2001 W-B/Scranton	Mike Hurlbut, PlanetUSA	Kent Hulst, Canada
2000 Rochester	Craig Ferguson, PlanetUSA	Randy Cunneynworth, Canada
1999 Philadelphia	Ken Gernander, PlanetUSA	Peter White, Canada
1998 Syracuse	Mike McHugh, PlanetUSA	Dane Jackson, Canada (inj.)
1997 Saint John	Peter Laviolette, World	Rob Murray, Canada
1996 Hershey	Mitch Lamoureux and John Stevens, U.S.	Michel Picard and Gaston Gingras, Canada
1995 Providence	Jody Gage and Tim Tookey, U.S.	Rich Chernomaz, Canada

## AHL ALL-STAR GAME HEAD COACHES

2020 Ontario	Kris Knoblauch (Atlantic) and Chris Taylor (North), East	Karl Taylor (Central) and Jay Varady (Pacific), West
2019 Springfield	Mike Vellucci (Atlantic) and Benoit Groulx (North), East	Tim Army (Central) and Roy Sommer (Pacific), West
2018 Utica	Jay Leach (Atlantic) and Sheldon Keefe (North), East	Pascal Vincent (Central) and Mike Van Ryn (Pacific), West
2017 Lehigh Valley	Clark Donatelli (Atlantic) and Benoit Groulx (North), East	Todd Nelson (Central) and Mike Stothers (Pacific), West
2016 Syracuse	Jay Leach (Atlantic) and Sheldon Keefe (North), East	Dean Evason (Central) and Mike Stothers (Pacific), West
2015 Utica	Mike Stothers and Roy Sommer, East	Travis Green and John Anderson, West
2014 St. John's	Jeff Blashill and Rob Zettler, AHL All-Stars	Leif Carlson, Färjestad BK
2013 Providence	Jon Cooper and Luke Richardson, East	Dallas Eakins and Jeff Daniels, West
2012 Atlantic City	Kurt Kleinendorst and Keith McCambridge, East	Todd Nelson and Dallas Eakins, West
2011 Hershey	Mark French, East	John Hynes and Jared Bednar, West
2010 Portland	Mark Morris, PlanetUSA	Mark French, Canada
2009 Worcester	Don Granato, PlanetUSA	Bob Woods, Canada
2008 Binghamton	Scott Gordon, PlanetUSA	Don Lever, Canada
2007 Toronto	Todd Richards, PlanetUSA	Bruce Boudreau, Canada
2006 Manitoba	Joe Mullen, PlanetUSA	John Stevens, Canada
2005 Manchester	Bruce Boudreau, PlanetUSA	Claude Noel, Canada
2004 Grand Rapids	Greg Cronin, PlanetUSA	Todd McLellan, Canada
2003 Portland	Todd McLellan, PlanetUSA	John Anderson, Canada
2002 St. John's	Bruce Cassidy, PlanetUSA	Jim Playfair, Canada
2001 W-B/Scranton	Bill Armstrong, PlanetUSA	John Paddock, Canada
2000 Rochester	Peter Laviolette, PlanetUSA	Roy Sommer, Canada
1999 Philadelphia	John Cuniff, PlanetUSA	Bill Barber, Canada
1998 Syracuse	Bill Barber, PlanetUSA	Bob Hartley, Canada
1997 Saint John	John Tortorella, World	Greg Gilbert, Canada
1996 Hershey	Robbie Ftorek, U.S.	Tom Watt, Canada
1995 Providence	Barry Trotz, U.S.	Dave Allison and Paulin Bordeleau, Canada
1959-60 Springfield	Frank Mathers, AHL All-Stars	Pat Egan, Springfield
1958-59 Hershey	Jack Gordon and Bobby Kirk, AHL All-Stars	Frank Mathers, Hershey
1957-58 Rochester	Johnny Crawford, AHL All-Stars	Jack Gordon, Cleveland
1956-57 Providence	Frank Eddolls, AHL All-Stars	Johnny Crawford, Providence
1955-56 Pittsburgh	Murray Henderson, AHL All-Stars	Howie Meeker, Pittsburgh
1954-55 Hershey	Pat Egan, AHL All-Stars	Fred "Bun" Cook, Cleveland
1942 Cleveland	Fred "Bun" Cook, East	Bill Cook, West

**DID  
YOU  
KNOW?**

The first AHL All-Star Game was played in Cleveland in 1942 to raise funds for the American and Canadian Red Cross organizations during World War II.

# AHL ALL-STAR CLASSIC

## AHL ALL-STAR CLASSIC PARTICIPANTS (SINCE 1995)

<b>-A-</b>	Peter Budaj.....2016	Morgan Ellis.....2016	Mark Hartigan.....2006
Spencer Abbott.....2017	Michael Bunting.....2019	Lucas Elvenes.....2020	Ryan Hartman.....2016
Luke Adam.....2011, 2014	Valeri Bure.....2003, 2004	Ray Emery.....2005	Darren Haydar.....2003, 2007, 2012
Kenny Agostino.....2017	Brayden Burke.....2020	Steve Eminger.....2010	Eric Healey.....2002, 2006
Andrew Agostino.....2013, 2019	Sven Butenschon.....2002, 2006	Tyler Ennis.....2010	Paul Healey.....2001
Sebastian Aho.....2019, 2020	Bobby Butler.....2011, 2013	Jonathan Ericsson.....2008	Pierre Hedin.....2004
Jake Allen.....2011, 2014	Yuri Butsayev.....2001	Tim Erixon.....2013	Jonathan Hedstrom.....2003
Jamie Allison.....1997	Len Esau.....1995	Robert Esche.....1999	Danton Heinen.....2017
Sam Anas.....2020	<b>-C-</b>		Shawn Heins.....2000
Joey Anderson.....2020	Ryan Callahan.....2007		Sami Helenius.....1997
Matt Anderson.....2011	Jan Caloun.....1997	<b>-F-</b>	Magnus Hellberg.....2015
Rasmus Andersson.....2018	Mike Cammalleri.....2005	Brian Fahey.....2011	Connor Hellebuyc.....2015
Mike Angelidis.....2016	Andrew Campbell.....2019	Cade Fairchild.....2012	Bryan Helmer.....2009
Artem Anisimov.....2009	Brian Campbell.....2001	Kelly Fairchild.....1996	Josh Hennessy.....2007
Mason Appleton.....2018	Jack Campbell.....2017	Jeff Farkas.....2002	T.J. Hensick.....2008, 2010, 2011, 2012
Mark Arcobello.....2013	Jim Campbell.....1996	Rico Fata.....2000, 2002	Matt Herr.....2002, 2003, 2004
Derek Armstrong.....1999, 2000	Carter Camper.....2012	Eric Fehr.....2006	Jamie Heward.....1996, 1998
Tyler Arnason.....2002	Pat Cannone.....2016	Andrew Ference.....2001	Thomas Hickey.....2012
Jamie Arniel.....2011	Kyle Capobianco.....2018, 2019, 2020	Craig Ferguson.....2000	Matthew Highmore.....2018
Cam Atkinson.....2012	Greg Carey.....2019	Chris Ferraro.....1997, 1999, 2003	Andy Hilbert.....2002, 2003, 2005
Serge Aubin.....2000	Jim Carey.....1995, 1999	Peter Ferraro.....1997, 2001, 2003	Dan Hinote.....2000
Keith Aucoin.....2006, 2007, 2008, 2009, 2010, 2012	Paul Carey.....2020	Eric Fichaud.....1996	Mike Hoffman.....2014
Patrik Augusta.....1995	Mathieu Carle.....2011	Jonathan Filewich.....2007	Jeff Hoggan.....2016
Keith Aulie.....2011	John Carlson.....2010	Ilari Filppula.....2011	Justin Holl.....2018
Jared Aulin.....2003	Ryan Carpenter.....2016	Valtteri Filppula.....2006	Jason Holland.....2001
Brady Austin.....2018	Daniel Carr.....2019	Christian Fischer.....2017	Michael Holmqvist.....2005
<b>-B-</b>	Connor Carrick.....2015, 2016	Rory Fitzpatrick.....1997, 1998, 2009	Braden Holtby.....2011
Anton Babchuk.....2004	Trevor Carrick.....2016, 2019	Wade Flaherty.....2006	Eric Houde.....1998
Richard Bachman.....2015	Alexandre Carrier.....2017, 2020	Tomas Fleischmann.....2007	Bobby House.....2001
Sean Backman.....2016	Anson Carter.....1997	Warren Foegele.....2018	Jimmy Howard.....2008
Casey Bailey.....2017	Mike Casselman.....1996	Matthew Ford.....2020	Jiri Hudler.....2004, 2006
Justin Bailey.....2017	Frederic Cassivi.....2001	Alex Formenton.....2020	Charles Hudon.....2015, 2020
Scott Bailey.....1995	Zdeno Chara.....1998	Anton Forsberg.....2017	Kent Hulst.....2001
Chris Bala.....2002	Craig Charron.....1997, 1998, 2000	Maxime Fortunus.....2015	Brad Hunt.....2013, 2015, 2016
Rudolfs Balcers.....2018, 2020	Eric Charron.....1998	Kurtis Foster.....2003	Trent Hunter.....2003
Jozef Balej.....2004	Jonathan Cheechoo.....2001	Petr Franek.....1998	Mike Hurlbut.....1995, 2000, 2001
Keith Ballard.....2005	Rich Chernomaz.....1995	Cody Franson.....2009	Andrew Hutchinson.....2004, 2005
Mark Barberio.....2012, 2013	Jason Chimera.....2002	Matt Fraser.....2012, 2013	Michael Hutchinson.....2018
Alex Barre-Boulet.....2020	Eric Chouinard.....2001	Scott Fraser.....1998	
Tyson Barrie.....2012	Casey Cizikas.....2012	Jeff Frazee.....2009	<b>-I-</b>
Victor Bartley.....2013	Kale Clague.....2020	Dan Fritsche.....2010	Mike Iggulden.....2008, 2009
Lubos Bartecko.....1999	Noah Clarke.....2004	Martin Frk.....2020	Connor Ingram.....2019, 2020
Drake Batherson.....2019	Daniel Cleary.....2000	Morgan Frost.....2020	Ralph Intranuovo.....1995, 1996, 1997
Bates Battaglini.....1998	Adam Clendening.....2013, 2020		Matt Irwin.....2012
Gregor Baumgartner.....2002	Braydon Coburn.....2006	<b>-G-</b>	
Nolan Baumgartner.....2005, 2007, 2010	Jon Coleman.....1999	Jody Gage.....1995	
Jake Bean.....2020	Eric Comrie.....2016	Gabriel Gagne.....2018	Jason Jaffray.....2007, 2010, 2014
Mathieu Beaudoin.....2011	Cory Conacher.....2012, 2017, 2019	Simon Gamache.....2005	Dan Jancevski.....2004
Ken Belanger.....1996	Kevin Connauton.....2012	Joe Gambardella.....2019	Doug Janik.....2004
Alex Belzile.....2019	Brian Connelly.....2011, 2012	Mathieu Garon.....2005	Mark Jankowski.....2017
Andre Benoit.....2016	Brett Connolly.....2014	Frederick Gaudreau.....2016	Tristan Jarry.....2016
Tyler Benson.....2020	Philippe Cornet.....2012	Michael Gaul.....2000, 2001	Dustin Jeffrey.....2010, 2016
Bubba Berenzweig.....2002	Joe Corvo.....2003	Cameron Gaunce.....2016, 2020	Nicklas Jensen.....2017
Sean Bergenheim.....2005	Larry Courville.....1997	Gabe Gauthier.....2008	Jonas Johansson.....2020
Patrice Bergeron.....2005	Marcel Cousineau.....1995, 1996	Glenn Gawdin.....2002	Aaron Johnson.....2004
Jonathan Bernier.....2010	Nick Cousins.....2016	Martin Gendron.....1995	Tyler Johnson.....2013
Jean-Francois Berube.....2015	Logan Couture.....2010	Nathan Gerbe.....2010, 2019	Andreas Johnsson.....2018
Antoine Bibeau.....2018	Mike Craig.....2000, 2002	Ken Gendner.....1996, 1999, 2000	Blair Jones.....2010
Jiri Bicek.....2000, 2002	Ryan Craig.....2017	Bruno Gervais.....2006	Martin Jones.....2011
Chad Billins.....2013, 2014	Greg Crozier.....2001	Brian Gibbons.....2014	Michal Jordan.....2013
Jordan Binnington.....2018	Mark Cullen.....2010	Christopher Gibson.....2018	Derek Joslin.....2009
Martin Biron.....1999	Matt Cullen.....1998	John Gilmour.....2018, 2019	Patrik Juhlin.....1997
Ben Bishop.....2012	Kyle Cumiskey.....2009	Gaston Gingras.....1996	Jonas Junland.....2009, 2010
Oliver Bjorkstrand.....2017	Mark Cundari.....2013	Jonathan Girard.....2002	
Mackenzie Blackwood.....2019	Randy Cunneyworth.....2000	Alexandre Giroux.....2007, 2009, 2010, 2011	<b>-K-</b>
Joachim Blighfeld.....2020	John Curry.....2011	Ray Giroux.....2000, 2002, 2003	Kaapo Kahkonen.....2019
Jeff Bloemberg.....1997	Austin Czarnik.....2018	Karl Goehring.....2003	Dmitri Kalinin.....2000
Brandon Bochenski.....2005	<b>-D-</b>	Alex Goligoski.....2008	Boyd Kane.....2012
Eric Boguniecki.....2000, 2001, 2002	Pierre Dagenais.....2000	Cody Goloubeff.....2014	Steve Kariya.....2002
Brad Bombardier.....1996	Carl Dahlstrom.....2018	Barclay Goodrow.....2016	Mattias Karlsson.....2009
Dennis Bonvie.....1995	Michael Dal Colle.....2019	Andrew Gordon.....2010, 2011	Martins Karsums.....2009
Mark Borowicki.....2012	Yann Danis.....2006, 2012, 2016	Yanni Gourde.....2017	Kasimir Kaskisuo.....2020
Robert Bortuzzo.....2011	Craig Darby.....1995, 1998, 2002, 2004, 2005	Jean-Luc Grand-Pierre.....1999	Zack Kassian.....2012
Jason Botterill.....2003	Mathieu Darche.....2007	Derek Grant.....2016	Joey Keane.....2020
Evan Bouchard.....2020	Greg de Vries.....1997	Benoit Gratton.....2001, 2004	Mike Keane.....2007
Joel Bouchard.....1995, 1996	Kevin Dean.....1995	Ryan Graves.....2016	Justin Keller.....2008
Brian Boucher.....1998	Mark Dekanich.....2011	Denis Grebeshkov.....2005, 2006	Ryan Keller.....2010, 2012
Philippe Boucher.....1995	Andy Delmore.....2006	Anthony Greco.....2019	Steve Kelly.....2004
Reid Boucher.....2018, 2019	Pavol Demitra.....1996	Andy Greene.....2007	T.J. Kemp.....2007
Francis Bouillon.....1999	Thatcher Demko.....2018	A.J. Greer.....2017	Tim Kennedy.....2015
Josef Boumedienne.....2001	Nathan Dempsey.....2001, 2002	Mark Greig.....2002	Ryan Kesler.....2005
Chris Bourque.....2009, 2012, 2015, 2016, 2017, 2018	Marc Denis.....1999	Alexandre Grenier.....2017, 2018	Alexander Khokhlachev.....2015, 2016
Rene Bourque.....2005	Mathieu Descoteaux.....2001	Seth Griffith.....2016	Anton Khudobin.....2010
Jay Bouwmeester.....2005	Cedrick Desjardins.....2010	Rocco Grimaldi.....2018	Jakub Kindl.....2009
Johnny Boychuk.....2009	Niko Dimitrakos.....2003	Janne Gronvall.....1995, 1996	Jason King.....2005
Dustin Boyd.....2007	Rick DiPietro.....2002	Troy Grosenick.....2017, 2019	Geordie Kinnear.....1996, 1998
Travis Boyd.....2017	Jon DiSalvatore.....2012	Danny Groulx.....2010	Mikka Kiprusoff.....2000, 2001
Brad Boyes.....2003	Robert Dome.....1998	Philipp Grubauer.....2015	Brenden Kichton.....2014
Dan Boyle.....1999, 2000	Hnat Domenichelli.....1997, 1998	John Gruden.....2002	Linus Klasen.....2011
Kevin Boyle.....2019	Matt Donovan.....2013, 2019	Eric Gryba.....2013	Sergei Klimentiev.....1999
Jeremy Bracco.....2020	Jake Dowell.....2016	Radko Gudas.....2013	Fred Knipscheer.....1995
Erik Brannstrom.....2019	Harold Druken.....2000	Kristers Gudlevskis.....2016	Chuck Kobasew.....2005
Justin Braun.....2011	Wade Dubielewicz.....2004, 2007	Brendan Guhle.....2019	Dustin Kohn.....2010
Rich Brennan.....1997, 1998, 1999, 2000, 2001, 2002	Matt Dumba.....2015	Steve Guolla.....1997, 1998, 1999	Ladislav Kohn.....1999
T.J. Brennan.....2014, 2015, 2016, 2017, 2018	Gabriel Dumont.....2013	Miroslav Guren.....2001	Ville Koistinen.....2007
Daniel Briere.....1998	J.P. Dumont.....1999	Denis Gurianov.....2019	Mikko Koivu.....2005
Martin Brochu.....1995, 1997, 2000	Craig Duncanson.....1995	Derek Gustafson.....2003	Krys Kolanos.....2012
Mike Brodeur.....2009	Mike Dunham.....1996	Erik Gustafsson.....2011	Chad Kolarik.....2013
T.J. Brodie.....2011	Vince Dunn.....2017	<b>-H-</b>	Vitaly Kolesnik.....2006
Jonny Brodzinski.....2017	Micki DuPont.....2002, 2008	Matt Hackett.....2012	Mike Komisarek.....2003
Sheldon Brookbank.....2007	Yanick Dupre.....1995	Sean Haggerty.....1999	Petri Kontiola.....2009
Laurent Brossoit.....2016		Ron Hainsey.....2002	Josef Korenar.....2019
Troy Brouwer.....2007		Jaroslav Halak.....2007	Andrei Kostitsyn.....2007
Connor Brown.....2015		Denis Hamel.....2000, 2006, 2008	Michael Kostka.....2016
Dustin Brown.....2005		Dan Hamhuis.....2005	Tom Kostopoulos.....2002, 2015
Kevin Brown.....1998		Jeff Hamilton.....2004	Ryan Kraft.....2001, 2002
Andrew Brunette.....1997		Ryan Hamilton.....2012, 2013	Jason Krog.....2008
Barry Brust.....2009, 2013		Michal Handzus.....1998	Niklas Kronwall.....2005
		Christian Hanson.....2010	Vlastimil Kroupa.....1998
		Johan Harju.....2011	Luke Kunin.....2018
		Jansen Harkins.....2020	Chris Kunitz.....2004
		David Harlock.....1996	Joel Kwiatkowski.....2008
		Peter Harrold.....2007, 2008	Jordan Kyrrou.....2019







# AMERICAN HOCKEY LEAGUE STANDINGS AND LEADERS, 1936-2022

In 1936, Cleveland, Pittsburgh, Buffalo and Syracuse of the International circuit joined with New Haven, Philadelphia, Providence and Springfield of the Can-Am League, to form the American Hockey League.

The following pages contain standings, playoff results and leading scorers and goaltenders since the inception of the American Hockey League.

## 1936-37

### EASTERN DIVISION

	GP	W	L	T	PTS	GF	GA
x-Philadelphia	48	26	14	8	60	149	106
x-Springfield	48	22	17	9	53	117	125
x-Providence	48	21	20	7	49	122	125
New Haven	48	14	28	6	34	107	142

### WESTERN DIVISION

	GP	W	L	T	PTS	GF	GA
x-Syracuse	48	27	16	5	59	173	129
x-Pittsburgh	48	21	22	5	47	122	124
Cleveland	48	13	27	8	34	113	152
Buffalo*	11	3	8	0	6	23	30

\*Buffalo withdrew, Dec. 9, 1936; all games involving Buffalo were eliminated from the standings.

## LEADING SCORERS

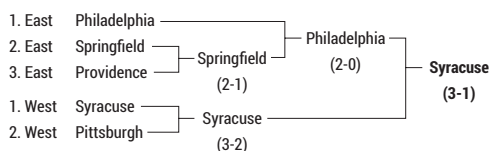
	GP	G	A	PTS
Jack Markle, Syracuse	50	21	39	60
Clint Smith, Philadelphia	49	25	29	54
Bryan Hextall, Philadelphia	50	29	23	52
Eddie Convey, Syracuse	50	12	37	49
Jack Keating, Providence	51	12	31	43
Lorne Duguid, Providence	49	20	21	41
Norm Mann, Syracuse	48	17	24	41
Charlie Mason, Philadelphia	49	25	15	40
Bazel Doran, Syracuse	50	24	15	39
Art Jackson, Syracuse	31	17	21	38

Note: Skater statistics include games involving Buffalo.

## LEADING GOALTENDERS

	GP	W	L	T	GAA
Bert Gardiner, Philadelphia	48	26	14	8	2.21
Earl Robertson, Pittsburgh	29	14	14	0	2.55
Paddy Byrne, Providence	48	21	20	7	2.60
Benny Grant, Springfield	48	22	17	9	2.62
Alfie Moore, New Haven	28	8	14	6	2.64

## PLAYOFFS (BY GAMES)



## 1937-38

### EASTERN DIVISION

	GP	W	L	T	PTS	GF	GA
x-Providence	48	25	16	7	57	114	86
x-Philadelphia	48	26	18	4	56	134	108
x-New Haven	48	13	28	7	33	93	131
Springfield	48	10	30	8	28	96	140

### WESTERN DIVISION

	GP	W	L	T	PTS	GF	GA
x-Cleveland	48	25	12	11	61	126	114
x-Pittsburgh	48	22	18	8	52	100	104
x-Syracuse	48	21	20	7	49	142	122

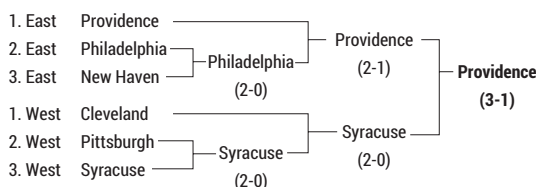
## LEADING SCORERS

	GP	G	A	PTS
Jack Markle, Syracuse	48	22	32	54
Eddie Convey, Syracuse	48	19	33	52
Lorne Duguid, Cleveland	48	22	27	49
Les Cunningham, Cleveland	48	19	28	47
Phil Hergesheimer, Cleveland	47	25	20	45
Chuck Mason, Philadelphia	45	24	20	44
Bob Carse, Philadelphia	48	15	25	40
Alex "Bud" Cook, Cleveland	43	13	27	40
Oscar Asmundson, New Haven	44	13	26	39
Murray Armstrong, Syracuse	35	7	31	38

## LEADING GOALTENDERS

	GP	W	L	T	GAA
Frank Brimsek, Providence-New Haven	48	25	16	7	1.79
Alfie Moore, Pittsburgh	39	19	14	6	2.05
Bert Gardiner, Philadelphia	48	26	18	4	2.25
Moe Roberts, Cleveland	45	24	11	9	2.29
Phil Stein, Syracuse	48	21	20	7	2.54

## PLAYOFFS (BY GAMES)



# ALL-TIME STANDINGS AND LEADERS

## 1938-39

### EASTERN DIVISION

	GP	W	L	T	PTS	GF	GA
x-Philadelphia	54	32	17	5	69	214	161
x-Providence	54	21	22	11	53	136	153
x-Springfield	54	16	29	9	41	121	179
New Haven	54	14	30	10	38	114	174

### WESTERN DIVISION

	GP	W	L	T	PTS	GF	GA
x-Hershey	54	31	18	5	67	140	110
x-Syracuse	54	26	19	9	61	152	117
x-Cleveland	54	23	22	9	55	145	139
Pittsburgh	54	22	28	4	48	177	166

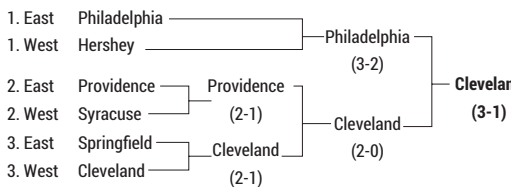
## LEADING SCORERS

	GP	G	A	PTS
Don Deacon, Pittsburgh	46	24	41	65
Bob Carse, Philadelphia	54	24	33	57
Kilby MacDonald, Philadelphia	49	18	37	55
Murray Armstrong, Syracuse	50	27	27	54
Joe Krol, Philadelphia	54	24	30	54
Phil Hergesheimer, Cleveland	54	34	19	53
Lorne Duguid, Pittsburgh-Cleveland	54	19	32	51
Norm Locking, Syracuse	53	20	30	50
Bobby Kirk, Philadelphia	49	14	36	50
Cliff Barton, Philadelphia	52	21	28	49
Wilfie Starr, Providence	50	16	33	49

## LEADING GOALTENDERS

	GP	W	L	T	GAA
Alfie Moore, Hershey	53	31	18	4	1.98
Phil Stein, Syracuse	49	23	18	8	2.02
Moe Roberts, Cleveland	54	23	22	9	2.56
Bert Gardiner, Philadelphia	52	32	16	4	2.88
Nick Damore, Providence	43	16	18	9	2.93

## PLAYOFFS (BY GAMES)



## 1939-40

### EASTERN DIVISION

	GP	W	L	T	PTS	GF	GA
x-Providence	54	27	19	8	62	161	157
x-New Haven	54	27	24	3	57	177	183
x-Springfield	54	24	24	6	54	166	149
Philadelphia	54	15	31	8	38	133	170

### WESTERN DIVISION

	GP	W	L	T	PTS	GF	GA
x-Indianapolis	56	26	20	10	62	174	144
x-Hershey	56	27	24	5	59	154	156
x-Pittsburgh	56	25	22	9	59	152	133
Cleveland	56	24	24	8	56	127	130
Syracuse	56	20	27	9	49	147	169

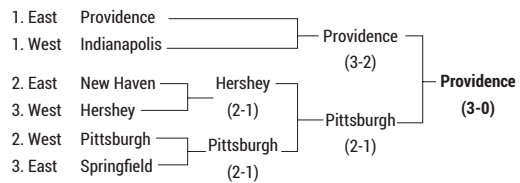
## LEADING SCORERS

	GP	G	A	PTS
Norm Locking, Syracuse	55	31	32	63
Fred Thurier, Springfield	54	28	32	60
Tony Hemmerling, New Haven	51	26	31	57
Max Bennett, Syracuse	56	25	31	56
Ron Hudson, Indianapolis	54	27	27	54
George Patterson, New Haven	54	25	27	52
Eddie Convey, Syracuse	53	17	33	50
Jack Toupin, Syracuse	49	16	34	50
Marcel Tremblay, New Haven	51	23	24	47
Norm Schultz, Springfield	54	21	25	46

## LEADING GOALTENDERS

	GP	W	L	T	GAA
Moe Roberts, Cleveland	56	24	24	8	2.32
Jimmy Franks, Indianapolis	29	16	7	6	2.34
Harvey Teno, Pittsburgh	56	25	22	9	2.38
Nick Damore, Hershey	42	21	18	3	2.60
Benny Grant, Springfield	54	24	24	6	2.76

## PLAYOFFS (BY GAMES)



# ALL-TIME STANDINGS AND LEADERS

## 1940-41

### EASTERN DIVISION

	GP	W	L	T	PTS	GF	GA
x-Providence	56	31	21	4	66	196	171
x-New Haven	56	27	21	8	62	179	153
x-Springfield	56	26	21	9	61	157	149
Philadelphia	56	25	25	6	56	166	167

### WESTERN DIVISION

	GP	W	L	T	PTS	GF	GA
x-Cleveland	56	26	21	9	61	177	162
x-Hershey	56	24	23	9	57	193	189
x-Pittsburgh	56	21	29	6	48	156	170
Buffalo	56	19	27	10	48	148	176
Indianapolis	56	17	28	11	45	133	168

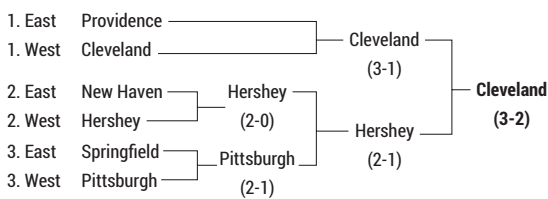
### LEADING SCORERS

	GP	G	A	PTS
Les Cunningham, Cleveland	56	22	42	64
Fred Thurier, Springfield	41	29	31	60
Glen Brydson, Springfield	54	20	36	56
Ab DeMarco, Providence	55	20	34	54
Wally Kilrea, Hershey	55	17	37	54
Lloyd Roubell, Pittsburgh	53	22	31	53
George Patterson, New Haven	45	19	33	52
Lude Wareing, Philadelphia	55	24	25	49
Bob Gracie, Buffalo	56	22	26	48
Herb Foster, Philadelphia	53	24	22	46
Pat McReavy, Hershey	51	21	25	46

### LEADING GOALTENDERS

	GP	W	L	T	GAA
Chuck Rayner, Springfield	36	17	13	6	2.29
Phil Stein, New Haven	53	26	21	6	2.53
Harvey Teno, Pittsburgh-Cleveland-Buffalo	30	12	14	4	2.70
Phil McAtee, Pittsburgh-Springfield-Hershey	38	13	17	4	2.79
Moe Roberts, Cleveland	48	20	15	7	2.84

### PLAYOFFS (BY GAMES)



## 1941-42

### EASTERN DIVISION

	GP	W	L	T	PTS	GF	GA
x-Springfield	56	31	20	5	67	213	167
x-New Haven	56	26	26	4	56	182	219
x-Washington	56	20	30	6	46	160	172
Providence	56	17	32	7	41	205	237
Philadelphia	56	11	41	4	26	157	254

### WESTERN DIVISION

	GP	W	L	T	PTS	GF	GA
x-Indianapolis	56	34	15	7	75	204	144
x-Hershey	56	33	17	6	72	207	169
x-Cleveland	56	33	19	4	70	174	152
Buffalo	56	25	25	6	56	182	157
Pittsburgh	56	23	28	5	51	210	223

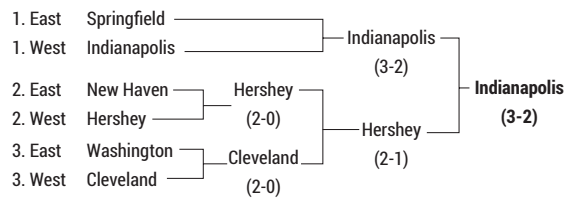
### LEADING SCORERS

	GP	G	A	PTS
Pete Kelly, Springfield	46	33	44	77
Lou Trudel, Washington	54	37	29	66
John O'Flaherty, Springfield	42	18	44	62
Norm Schultz, Pittsburgh	56	27	34	61
Ab DeMarco, Providence	52	23	38	61
Les Cunningham, Cleveland	56	25	35	60
Norm Burns, New Haven	35	27	32	59
Kilby MacDonald, Hershey-Buffalo	58	28	30	58
Johnny Sherf, Pittsburgh	56	19	37	56
Norm Calladine, Providence	56	32	22	54

### LEADING GOALTENDERS

	GP	W	L	T	GAA
Joe Turner, Indianapolis	52	34	10	7	2.46
Bert Gardiner, Washington	34	12	19	3	2.62
Bill Beveridge, Cleveland	33	16	12	2	2.66
Claude Bourque, Buffalo	54	25	24	5	2.69
Nick Damore, Hershey	56	33	17	6	2.94

### PLAYOFFS (BY GAMES)



# ALL-TIME STANDINGS AND LEADERS

## 1942-43 STANDINGS

	GP	W	L	T	PTS	GF	GA
x-Hershey	56	35	13	8	78	240	166
x-Buffalo	56	28	21	7	63	189	143
x-Indianapolis	56	29	23	4	62	211	181
x-Pittsburgh	56	26	24	6	58	183	203
x-Providence	56	27	27	2	56	211	216
x-Cleveland	56	21	29	6	48	190	196
Washington	56	14	34	8	36	184	272
New Haven*	32	9	18	5	23	85	116

\*New Haven withdrew, Jan. 18, 1943

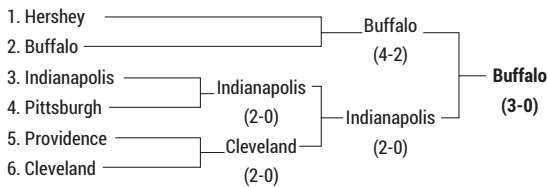
## LEADING SCORERS

	GP	G	A	PTS
Wally Kilrea, Hershey	56	31	68	99
Adam Brown, Indianapolis	55	34	51	85
Harry Frost, Hershey	56	43	40	83
Les Cunningham, Cleveland	55	35	47	82
Norman Mann, Cleveland-Pittsburgh	55	31	45	76
Fred Hergerts, Hershey	56	30	45	75
Jim O'Neil, Washington-Hershey	55	19	50	69
Bill Summerhill, Buffalo	56	41	27	68
Norm Locking, Cleveland	56	26	40	66
Ab DeMarco, Providence	39	27	39	66

## LEADING GOALTENDERS

	GP	W	L	T	GAA
Gordie Bell, Buffalo	52	28	17	7	2.40
Nick Damore, Hershey	54	34	13	7	2.98
Floyd Perras, Indianapolis	56	29	23	4	3.20
Bill Beveridge, Cleveland	33	13	15	3	3.21
Frank Ceryance, Wash.-Her.-N.H.-Cleve.	43	--	--	--	3.53

## PLAYOFFS (BY GAMES)



## 1943-44 STANDINGS

### EASTERN DIVISION

	GP	W	L	T	PTS	GF	GA
x-Hershey	54	30	16	8	68	181	133
x-Buffalo	54	25	16	13	63	201	168
Providence	*52	11	36	5	27	126	214

### WESTERN DIVISION

	GP	W	L	T	PTS	GF	GA
x-Cleveland	54	33	14	7	73	224	176
x-Indianapolis	54	20	18	16	56	156	156
Pittsburgh	*52	12	31	9	33	140	181

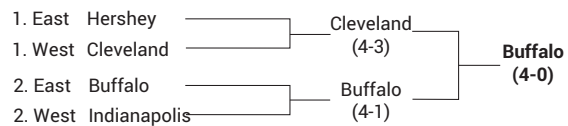
## LEADING SCORERS

	GP	G	A	PTS
Tommy Burlington, Cleveland	52	33	49	82
Fred Hunt, Buffalo	52	27	53	80
Les Cunningham, Cleveland	52	26	52	78
Lou Trudel, Cleveland	52	29	47	76
Fred Thurier, Buffalo	39	33	40	73
Earl Bartholome, Cleveland	52	20	47	67
Pete Horeck, Cleveland	54	34	29	63
Larry Thibault, Buffalo	51	18	45	63
Bill Thompson, Indianapolis	45	20	38	58
Jim O'Neil, Hershey	54	20	33	53

## LEADING GOALTENDERS

	GP	W	L	T	GAA
Nick Damore, Hershey	54	30	16	8	2.46
Frank Ceryance, Buffalo	37	--	--	--	2.83
Harry Lumley, Indianapolis	52	19	18	15	2.84
Paul Gauthier, Cleveland-Buffalo	48	30	9	7	3.02
Mike Karakas, Providence	25	6	15	3	3.40

## PLAYOFFS (BY GAMES)



# ALL-TIME STANDINGS AND LEADERS

## 1944-45 STANDINGS

EASTERN DIVISION							
	GP	W	L	T	PTS	GF	GA
x-Buffalo	60	31	21	8	70	200	182
x-Hershey	60	28	24	8	64	197	186
Providence	60	23	31	6	52	241	249
WESTERN DIVISION							
	GP	W	L	T	PTS	GF	GA
x-Cleveland	60	34	16	10	78	256	199
x-Indianapolis	60	25	24	11	61	169	167
Pittsburgh	60	26	27	7	59	267	247
St. Louis	60	14	38	8	36	157	257

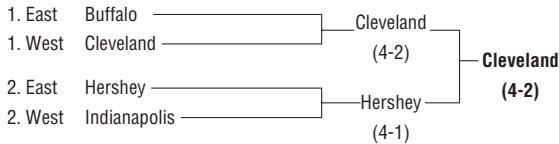
## LEADING SCORERS

	GP	G	A	PTS
Bob Gracie, Pittsburgh	58	40	55	95
Bob Walton, Pittsburgh	58	37	58	95
Lou Trudel, Cleveland	60	45	48	93
Tommy Burlington, Cleveland	56	30	60	90
Earl Bartholome, Cleveland	60	38	43	81
Les Cunningham, Cleveland	56	35	45	80
Paul Courteau, Providence	45	32	40	72
Jack Lavoie, Providence	60	20	49	69
Pete Leswick, Indianapolis	53	29	39	68
Billy Gooden, Hershey	59	27	41	68

## LEADING GOALTENDERS

	GP	W	L	T	GAA
Harry Lumley, Indianapolis	21	11	5	5	2.19
Yves Nadon, Buffalo	29	--	--	--	2.79
Nick Damore, Hershey	57	28	22	7	3.09
Connie Dion, Indianapolis	39	14	19	6	3.10
Harvey Teno, Cleveland	55	31	15	9	3.24

## PLAYOFFS (BY GAMES)



## 1945-46 STANDINGS

EASTERN DIVISION							
	GP	W	L	T	PTS	GF	GA
x-Buffalo	62	38	16	8	84	270	196
x-Hershey	62	26	26	10	62	213	221
x-Providence	62	23	33	6	52	221	254
New Haven	62	14	38	10	38	199	263
WESTERN DIVISION							
	GP	W	L	T	PTS	GF	GA
x-Indianapolis	62	33	20	9	75	286	238
x-Pittsburgh	62	30	22	10	70	262	226
x-Cleveland	62	28	26	8	64	269	254
St. Louis	62	21	32	9	51	198	266

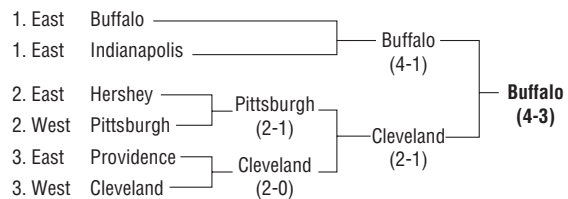
## LEADING SCORERS

	GP	G	A	PTS
Les Douglas, Indianapolis	62	44	46	90
Norm Larson, Hershey	62	36	53	89
Tommy Burlington, Cleveland	59	36	46	82
Pete Leswick, Indianapolis	61	29	52	81
Lou Trudel, Cleveland	61	33	46	79
Joe Bell, Hershey	62	46	31	77
Maurice Rimstad, Cleveland	62	34	43	77
Les Cunningham, Cleveland	62	33	44	77
Wally Wilson, Pittsburgh	57	34	41	75
Gino Rozzini, Hershey	56	31	40	71

## LEADING GOALTENDERS

	GP	W	L	T	GAA
Connie Dion, Buffalo-St. Louis	42	25	12	5	2.95
Roger Bessette, Pittsburgh	24	14	7	3	3.42
Nick Damore, Hershey	46	20	21	5	3.48
Tom Wilson, Indianapolis	55	--	--	--	3.72
Jim Henry, New Haven	25	8	15	2	3.84

## PLAYOFFS (BY GAMES)



# ALL-TIME STANDINGS AND LEADERS

## 1946-47 STANDINGS

EASTERN DIVISION							
	GP	W	L	T	PTS	GF	GA
x-Hershey	64	36	16	12	84	276	174
x-Springfield	64	24	29	11	59	202	220
x-New Haven	64	23	31	10	56	199	218
Providence	64	21	33	10	52	226	281
Philadelphia	64	5	52	7	17	188	400

WESTERN DIVISION							
	GP	W	L	T	PTS	GF	GA
x-Cleveland	64	38	18	8	84	272	215
x-Buffalo	64	36	17	11	83	257	173
x-Pittsburgh	64	35	19	10	80	260	188
Indianapolis	64	33	18	13	79	285	215
St. Louis	64	17	35	12	46	211	292

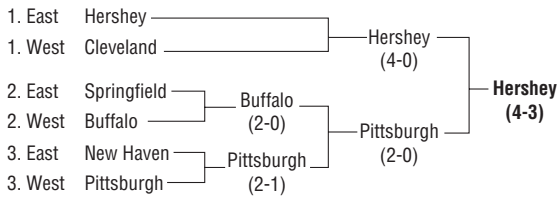
### LEADING SCORERS

	GP	G	A	PTS
Phil Hergesheimer, Philadelphia	64	48	44	92
Bob Carse, Cleveland	62	27	61	88
John Holota, Cleveland	64	52	35	87
Les Douglas, Indianapolis	51	26	57	83
Cliff Simpson, Indianapolis	54	42	36	78
John Chad, Providence	63	32	43	75
Pete Leswick, Cleveland	64	32	41	73
Frank Mario, Hershey	64	24	47	71
John Mahaffy, Buffalo	63	29	40	69
John O'Flaherty, Pittsburgh	64	33	35	68
Jack Hamilton, Pittsburgh	64	27	41	68

### LEADING GOALTENDERS

	GP	W	L	T	GAA
Baz Bastien, Pittsburgh	40	23	12	5	2.60
Harvey Bennett, Hershey	60	34	15	11	2.68
Connie Dion, Buffalo	61	33	17	11	2.72
Johnny Bower, Cleveland	40	22	11	7	3.10
Floyd Perras, Springfield	62	--	--	--	3.29

### PLAYOFFS (BY GAMES)



## 1947-48 STANDINGS

EASTERN DIVISION							
	GP	W	L	T	PTS	GF	GA
x-Providence	68	41	23	4	86	342	277
x-New Haven	68	31	30	7	69	254	242
x-Hershey	68	25	30	13	63	240	273
Philadelphia	68	22	41	5	49	260	331
Springfield	68	19	42	7	45	237	308
Washington	68	17	45	6	40	241	369

WESTERN DIVISION							
	GP	W	L	T	PTS	GF	GA
x-Cleveland	68	43	13	12	98	332	197
x-Pittsburgh	68	38	18	12	88	238	170
x-Buffalo	68	41	23	4	86	277	238
Indianapolis	68	32	30	6	70	293	260
St. Louis	68	22	36	10	54	242	291

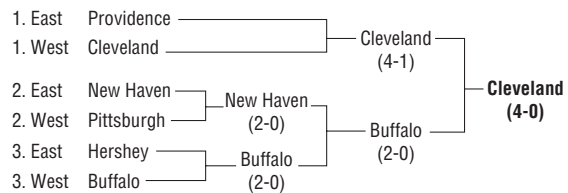
### LEADING SCORERS

	GP	G	A	PTS
Carl Liscombe, Providence	68	50	68	118
Cliff Simpson, Indianapolis	68	48	62	110
Harvey Fraser, Providence	64	45	52	97
John Chad, Providence	67	41	53	94
Paul Courteau, Springfield	68	28	64	92
Wally Stefaniw, Philadelphia	67	15	72	87
John Holota, Cleveland	68	48	38	86
John Mahaffy, Philadelphia	60	26	57	83
Chuck Scherza, Providence	68	18	65	83
Eldred Kobussen, Springfield	67	40	42	82

### LEADING GOALTENDERS

	GP	W	L	T	GAA
Baz Bastien, Pittsburgh	68	38	18	12	2.50
Johnny Bower, Cleveland	31	18	6	6	2.68
Roger Bessette, Cleveland	38	25	7	6	3.00
Paul Bibeault, Buffalo	25	15	8	2	3.32
Connie Dion, Buffalo	43	26	15	2	3.60

### PLAYOFFS (BY GAMES)



# ALL-TIME STANDINGS AND LEADERS

## 1948-49 STANDINGS

EASTERN DIVISION							
	GP	W	L	T	PTS	GF	GA
x-Providence	68	44	18	6	94	347	219
x-Hershey	68	28	35	5	61	256	261
x-Springfield	68	22	37	9	53	240	276
New Haven	68	20	40	8	48	223	286
Philadelphia	68	15	48	5	35	230	407
Washington	68	11	53	4	26	179	401
WESTERN DIVISION							
	GP	W	L	T	PTS	GF	GA
x-St. Louis	68	41	18	9	91	294	192
x-Indianapolis	68	39	17	12	90	288	209
x-Cleveland	68	41	21	6	88	286	251
Pittsburgh	68	39	19	10	88	301	175
Buffalo	68	33	27	8	74	246	213

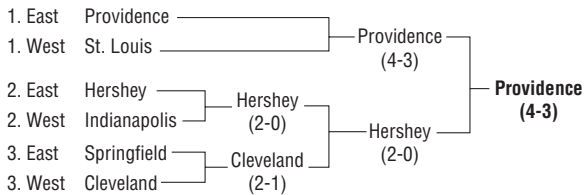
### LEADING SCORERS

	GP	G	A	PTS
Sid Smith, Pittsburgh	68	55	57	112
Carl Liscombe, Providence	68	55	47	102
Roger Bedard, Providence	67	29	61	90
Harvey Fraser, Providence	68	34	55	89
Paul Gladu, St. Louis	67	51	34	85
Murdo MacKay, Buffalo	68	32	52	84
Fred Glover, Indianapolis	68	35	48	83
Jack Hamilton, Providence	59	26	54	80
Pete Leswick, Cleveland	68	44	35	79
Phil Maloney, Hershey	64	29	50	79

### LEADING GOALTENDERS

	GP	W	L	T	GAA
Baz Bastien, Pittsburgh	68	39	19	10	2.57
Red Almas, St. Louis	66	39	18	9	2.86
Terry Sawchuk, Indianapolis	67	38	17	12	3.06
Connie Dion, Buffalo	68	33	27	8	3.13
Harvey Bennett, Providence	67	43	18	6	3.16

### PLAYOFFS (BY GAMES)



## 1949-50 STANDINGS

EASTERN DIVISION							
	GP	W	L	T	PTS	GF	GA
x-Buffalo	70	32	29	9	73	226	208
x-Providence	70	34	33	3	71	268	267
x-Springfield	70	28	34	8	64	245	258
New Haven	70	24	36	10	58	196	250
Hershey	70	21	39	10	52	229	310
WESTERN DIVISION							
	GP	W	L	T	PTS	GF	GA
x-Cleveland	70	45	15	10	100	357	230
x-Indianapolis	70	35	24	11	81	267	231
x-St. Louis	70	34	28	8	76	258	250
Pittsburgh	70	29	26	15	73	215	185
Cincinnati	70	19	37	14	52	185	257

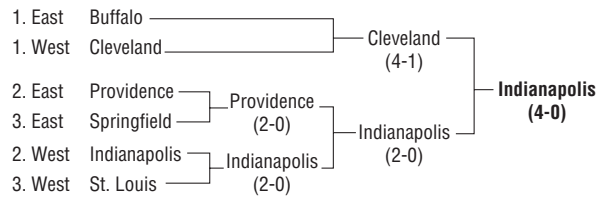
### LEADING SCORERS

	GP	G	A	PTS
Les Douglas, Cleveland	67	32	68	100
Ab DeMarco, Buffalo	70	40	54	94
John Chad, Providence	70	36	54	90
Pete Leswick, Cleveland	64	36	50	86
Cliff Simpson, St. Louis	56	31	52	83
Jack Gordon, New Haven	70	23	60	83
Fred Thurier, Cleveland	57	30	52	82
Jack McGill, Providence	66	24	58	82
Bob Carse, Cleveland	69	30	52	82

### LEADING GOALTENDERS

	GP	W	L	T	GAA
Al Rollins, Cleveland-Pittsburgh	26	13	7	6	2.31
Connie Dion, Buffalo	34	15	15	4	2.71
Gil Mayer, Pittsburgh	50	20	19	11	2.84
Terry Sawchuk, Indianapolis	61	31	20	10	3.08
Gordie Bell, Buffalo	36	17	14	5	3.17

### PLAYOFFS (BY GAMES)





# ALL-TIME STANDINGS AND LEADERS

## 1950-51 STANDINGS

	EASTERN DIVISION							
	GP	W	L	T	PTS	PCT	GF	GA
x-Buffalo	70	40	26	4	84	.600	309	284
x-Hershey	70	38	28	4	80	.571	256	242
x-Springfield	70	27	37	6	60	.429	268	254
Providence	70	24	41	5	53	.379	247	303
New Haven*	28	5	23	0	10	.179	74	154

	WESTERN DIVISION							
	GP	W	L	T	PTS	PCT	GF	GA
x-Cleveland	71	44	22	5	93	.655	281	221
x-Indianapolis	70	38	29	3	79	.564	287	255
x-Pittsburgh	71	31	33	7	69	.486	212	177
St. Louis	70	32	34	4	68	.486	233	252
Cincinnati	70	28	34	8	64	.457	203	228

\*New Haven withdrew, Dec. 10, 1950

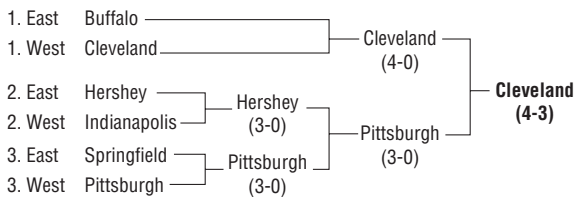
## LEADING SCORERS

	GP	G	A	PTS
Ab DeMarco, Buffalo	64	37	76	113
Grant Warwick, Buffalo	65	34	65	99
Jack McGill, Providence	69	29	69	98
Fred Thurier, Cleveland	64	32	63	95
Fred Glover, Indianapolis	69	48	36	84
Max McNab, Indianapolis	70	36	48	84
George Sullivan, Hershey	70	28	56	84
Wally Hergesheimer, Cleveland	71	42	41	83
Jack Hamilton, Providence-St. Louis	67	33	44	77
Kelly Burnett, Springfield	68	26	48	74
Cliff Simpson, St. Louis	65	40	34	74

## LEADING GOALTENDERS

	GP	W	L	T	GAA
Gil Mayer, Pittsburgh	71	31	33	7	2.45
Johnny Bower, Cleveland	70	44	21	5	3.04
Emile Francis, Cincinnati	53	20	26	7	3.15
Gord Henry, Hershey	70	38	28	4	3.46
Jim Henry, Indianapolis	58	37	19	2	3.48

## PLAYOFFS (BY GAMES)



## 1951-52 STANDINGS

	EASTERN DIVISION							
	GP	W	L	T	PTS	GF	GA	
x-Hershey	68	35	28	5	75	256	215	
x-Providence	68	32	33	3	67	263	270	
x-Buffalo	68	28	36	4	60	230	298	
Syracuse	68	25	42	1	51	211	272	

	WESTERN DIVISION							
	GP	W	L	T	PTS	GF	GA	
x-Pittsburgh	68	46	19	3	95	267	179	
x-Cleveland	68	44	19	5	93	265	166	
x-Cincinnati	68	29	33	6	64	183	228	
St. Louis	68	28	39	1	57	256	262	
Indianapolis	68	22	40	6	50	232	273	

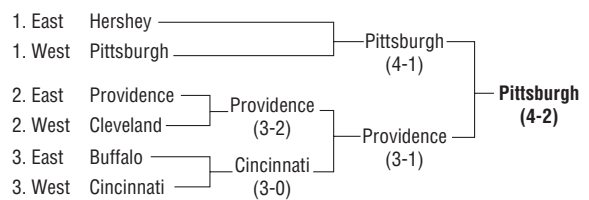
## LEADING SCORERS

	GP	G	A	PTS
Ray Powell, Providence	67	35	62	97
Steve Wochoy, Cleveland	69	37	41	78
Ab DeMarco, Buffalo	67	28	49	77
Jack Hamilton, St. Louis	67	27	50	77
Barry Sullivan, Providence	61	25	47	72
Kelly Burnett, Syracuse	68	25	43	68
Earl Reibel, Indianapolis	68	33	34	67
Grant Warwick, Buffalo	55	24	41	65
Paul Gladu, Cleveland-Providence	66	31	33	64
Bob Hassard, Pittsburgh	67	18	46	64

## LEADING GOALTENDERS

	GP	W	L	T	GAA
Johnny Bower, Cleveland	68	44	19	5	2.43
Gil Mayer, Pittsburgh	68	46	19	3	2.57
Gord Henry, Hershey	68	35	28	5	3.10
Emile Francis, Cincinnati	51	24	22	5	3.18
Harvey Bennett, Providence	47	24	19	3	3.40

## PLAYOFFS (BY GAMES)



## ALL-TIME STANDINGS AND LEADERS

### 1952-53 STANDINGS

	GP	W	L	T	PTS	GF	GA
x-Cleveland	64	42	20	2	86	248	164
x-Pittsburgh	64	37	21	6	80	223	149
x-Syracuse	64	31	31	2	64	213	201
x-Hershey	64	31	32	1	63	208	217
Providence	64	27	36	1	55	215	254
St. Louis	64	26	37	1	53	212	258
Buffalo	64	22	39	3	47	160	236

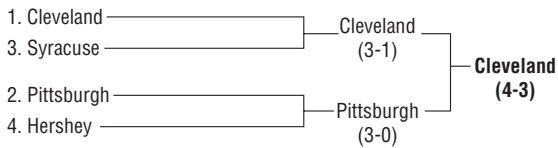
### LEADING SCORERS

	GP	G	A	PTS
Eddie Olson, Cleveland	61	32	54	86
Guyle Fielder, St. Louis	62	22	61	83
Jack Gordon, Cleveland	64	20	58	78
Kelly Burnett, Syracuse	56	23	53	76
Ike Hildebrand, Cleveland	64	38	34	72
Calum MacKay, Buffalo	64	28	42	70
Steve Wochy, Cleveland	64	37	31	68
Zellio Toppazzini, Providence	64	35	32	67
Lorne Davis, Buffalo	64	33	34	67
Willie Marshall, Pittsburgh	62	27	39	66

### LEADING GOALTENDERS

	GP	W	L	T	GAA
Gil Mayer, Pittsburgh	62	36	20	6	2.35
Johnny Bower, Cleveland	61	40	19	2	2.54
Gordie Bell, Syracuse	64	31	31	2	3.13
Gord Henry, Hershey	64	31	32	1	3.34
Jacques Plante, Buffalo	33	13	19	1	3.45

### PLAYOFFS (BY GAMES)



### 1953-54 STANDINGS

	GP	W	L	T	PTS	GF	GA
x-Buffalo	70	39	24	7	85	283	217
x-Hershey	70	37	29	4	78	274	243
x-Cleveland	70	38	32	0	76	269	227
x-Pittsburgh	70	34	31	5	73	250	222
Providence	70	26	40	4	56	211	276
Syracuse	70	24	42	4	52	215	317

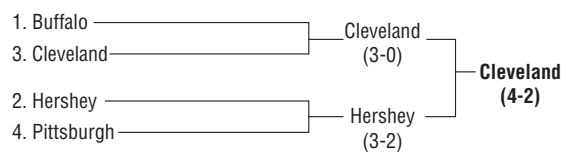
### LEADING SCORERS

	GP	G	A	PTS
George Sullivan, Hershey	69	30	89	119
Jack Gordon, Cleveland	70	31	71	102
Don Marshall, Buffalo	70	39	57	96
Gaye Stewart, Buffalo	70	42	53	95
Eddie Olson, Cleveland	70	40	54	94
Lorne Ferguson, Hershey	70	45	42	87
Danny Lewicki, Pittsburgh	60	36	45	81
Arnie Kullman, Hershey	69	40	41	81
Dunc Fisher, Hershey	69	41	39	80
Ed Slowinski, Buffalo	67	38	41	79

### LEADING GOALTENDERS

	GP	W	L	T	GAA
Jacques Plante, Buffalo	55	32	17	6	2.69
Gil Mayer, Pittsburgh	68	33	30	5	3.12
Emile Francis, Cleveland	65	37	28	0	3.14
Gord Henry, Hershey	63	33	26	4	3.35
Gordie Bell, Syracuse	49	21	25	3	3.59

### PLAYOFFS (BY GAMES)



## ALL-TIME STANDINGS AND LEADERS

### 1954-55 STANDINGS

	GP	W	L	T	PTS	GF	GA
x-Pittsburgh	64	31	25	8	70	187	180
x-Cleveland	64	32	29	3	67	254	222
x-Springfield	64	32	29	3	67	251	233
x-Buffalo	64	31	28	5	67	248	228
Hershey	64	29	28	7	65	217	225
Providence	64	21	37	6	48	194	263

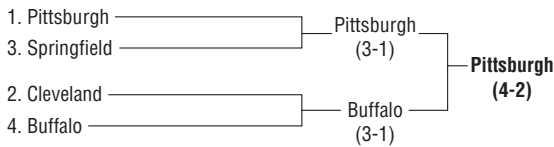
### LEADING SCORERS

	GP	G	A	PTS
Eddie Olson, Cleveland	60	41	47	88
Ross Lowe, Springfield	60	32	50	82
Ken Wharram, Buffalo	63	33	49	82
Fred Glover, Cleveland	58	33	42	75
Walt Atanas, Springfield	62	29	45	74
Zellio Toppazzini, Providence	62	21	53	74
Paul Larivee, Providence	64	29	45	74
Arnie Kullman, Hershey	62	23	48	71
Jimmy Anderson, Springfield	63	39	32	71
Obie O'Brien, Hershey	62	31	38	69

### LEADING GOALTENDERS

	GP	W	L	T	GAA
Gil Mayer, Pittsburgh	64	31	25	8	2.80
Hank Bassen, Buffalo	37	13	19	5	3.27
Don Simmons, Springfield	54	30	21	3	3.43
Emile Francis, Cleveland	57	28	26	3	3.58
Gord Henry, Hershey	23	9	11	3	3.70

### PLAYOFFS (BY GAMES)



### 1955-56 STANDINGS

	GP	W	L	T	PTS	GF	GA
x-Providence	64	45	17	2	92	263	193
x-Pittsburgh	64	43	17	4	90	271	186
x-Buffalo	64	29	30	5	63	239	250
x-Cleveland	64	26	31	7	59	225	231
Hershey	64	19	39	6	44	218	271
Springfield	64	17	45	2	36	212	297

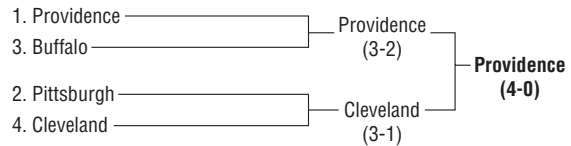
### LEADING SCORERS

	GP	G	A	PTS
Zellio Toppazzini, Providence	64	42	71	113
Willie Marshall, Pittsburgh	58	45	52	97
Camille Henry, Providence	59	50	41	91
Ken Wharram, Buffalo	59	27	63	90
Dunc Fisher, Hershey	60	40	43	83
Paul Larivee, Providence	54	27	53	80
Fred Glover, Cleveland	64	31	48	79
Larry Wilson, Buffalo	62	39	39	78
Bob Solinger, Pittsburgh	63	27	46	73
Cal Stearns, Cleveland	63	35	36	71
Harry Pidhirny, Springfield	63	32	39	71

### LEADING GOALTENDERS

	GP	W	L	T	GAA
Gil Mayer, Pittsburgh	56	40	12	4	2.70
Johnny Bower, Providence	61	45	14	2	2.85
Roy McMeekin, Cleveland	62	--	--	--	3.56
Hank Bassen, Buffalo	53	26	23	4	3.80
Norman Defelice, Hershey	22	7	13	2	4.14

### PLAYOFFS (BY GAMES)



## ALL-TIME STANDINGS AND LEADERS

### 1956-57 STANDINGS

	GP	W	L	T	PTS	GF	GA
x-Providence	64	34	22	8	76	236	168
x-Cleveland	64	35	26	3	73	249	210
x-Rochester	64	34	25	5	73	224	199
x-Hershey	64	32	28	4	68	223	237
Buffalo	64	25	37	2	52	209	270
Springfield	64	19	41	4	42	217	274

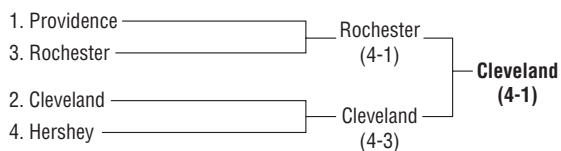
### LEADING SCORERS

	GP	G	A	PTS
Fred Glover, Cleveland	64	42	57	99
Willie Marshall, Hershey	64	35	59	94
Paul Larivee, Providence	64	46	43	89
Jimmy Moore, Cleveland	64	23	66	89
Bronco Horvath, Rochester	56	37	44	81
Bo Elik, Cleveland	61	40	40	80
Dunc Fisher, Hershey	64	40	38	78
Ken Wharram, Buffalo	64	28	49	77
Sam Bettio, Buffalo	62	38	29	67
Larry Wilson, Buffalo	64	22	45	67

### LEADING GOALTENDERS

	GP	W	L	T	GAA
Johnny Bower, Providence	57	30	19	8	2.42
Bobby Perreault, Rochester	24	15	7	1	2.75
Charlie Hodge, Rochester	41	18	18	4	3.22
Marcel Paille, Cleveland	62	34	25	3	3.23
Don Simmons, Springfield	25	10	12	3	3.36

### PLAYOFFS (BY GAMES)



### 1957-58 STANDINGS

	GP	W	L	T	PTS	GF	GA
x-Hershey	70	39	24	7	85	241	198
x-Cleveland	70	39	28	3	81	232	163
x-Providence	70	33	32	5	71	237	220
x-Springfield	70	29	33	8	66	231	246
Rochester	70	29	35	6	64	205	242
Buffalo	70	25	42	3	53	224	301

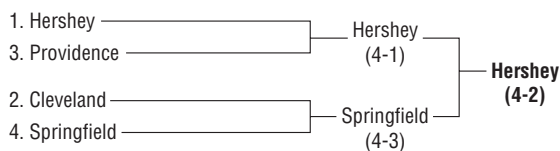
### LEADING SCORERS

	GP	G	A	PTS
Willie Marshall, Hershey	68	40	64	104
Dunc Fisher, Hershey	70	41	47	88
Jimmy Moore, Cleveland	70	25	58	83
Cal Gardner, Springfield	69	24	57	81
Gerry Ehman, Springfield	68	40	39	79
Larry Wilson, Buffalo	70	26	53	79
Bill Sweeney, Providence	70	31	46	77
Bruce Carmichael, Providence	70	22	55	77
Fred Glover, Cleveland	64	28	48	76
Floyd Smith, Springfield	70	25	50	75

### LEADING GOALTENDERS

	GP	W	L	T	GAA
Johnny Bower, Cleveland	64	37	23	3	2.19
Bobby Perreault, Hershey	47	26	17	4	2.72
Gil Mayer, Hershey	22	12	7	3	2.82
Marcel Paille, Providence	41	19	20	2	3.02
Claude Evans, Springfield	53	27	21	5	3.26

### PLAYOFFS (BY GAMES)



## ALL-TIME STANDINGS AND LEADERS

### 1958-59 STANDINGS

	GP	W	L	T	PTS	GF	GA
x-Buffalo	70	38	28	4	80	233	201
x-Cleveland	70	37	30	3	77	261	252
x-Rochester	70	34	31	5	73	242	209
x-Hershey	70	32	32	6	70	200	202
Springfield	70	30	38	2	62	253	282
Providence	70	28	40	2	58	222	265

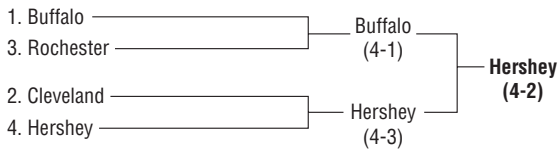
### LEADING SCORERS

	GP	G	A	PTS
Billy Hicke, Rochester	69	41	56	97
Ken Schinkel, Springfield	70	43	42	85
Rudy Migay, Rochester	51	24	58	82
Harry Pidhirny, Springfield	70	21	60	81
Gary Aldcorn, Rochester	66	37	42	79
Ed Mazur, Cleveland	70	34	44	78
Art Stratton, Cleveland	62	29	47	76
Bill Sweeney, Buffalo	70	31	44	75
Billy Dea, Buffalo	70	25	45	70
Bob Bailey, Cleveland	64	28	41	69

### LEADING GOALTENDERS

	GP	W	L	T	GAA
Bobby Perreault, Hershey	50	--	--	--	2.68
Marcel Paille, Buffalo	70	38	27	4	2.79
Gerry McNeil, Rochester	66	31	30	5	2.88
Gerry McNamara, Cleveland	49	29	18	2	3.16
Hank Bassen, Springfield	29	13	14	2	3.52

### PLAYOFFS (BY GAMES)



### 1959-60 STANDINGS

	GP	W	L	T	PTS	GF	GA
x-Springfield	72	43	23	6	92	280	219
x-Rochester	72	40	27	5	85	285	211
x-Providence	72	38	32	2	78	251	237
x-Cleveland	72	34	30	8	76	267	229
Buffalo	72	33	35	4	70	251	271
Hershey	72	28	37	7	63	226	238
Quebec	72	19	51	2	40	178	333

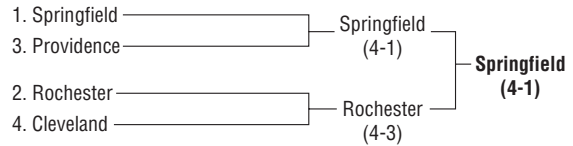
### LEADING SCORERS

	GP	G	A	PTS
Fred Glover, Cleveland	72	38	69	107
Bill Sweeney, Springfield	67	37	59	96
Floyd Smith, Springfield	71	31	51	82
Stan Baluik, Providence	65	23	57	80
Larry Wilson, Buffalo	64	33	45	78
Willie Marshall, Hershey	72	38	40	78
Dick Gamble, Buffalo	72	27	50	77
Stan Smrke, Rochester	67	40	36	76
Bruce Cline, Springfield	70	25	50	75
Bob Nevin, Rochester	71	32	42	74

### LEADING GOALTENDERS

	GP	W	L	T	GAA
Ed Chadwick, Rochester	67	39	24	4	2.75
Gilles Boisvert, Cleveland	24	13	6	5	2.79
Gil Mayer, Cleveland	41	19	19	3	3.07
Bobby Perreault, Hershey	66	26	33	7	3.11
Marcel Paille, Springfield	57	32	20	5	3.21

### PLAYOFFS (BY GAMES)



# ALL-TIME STANDINGS AND LEADERS

## 1960-61 STANDINGS

	GP	W	L	T	PTS	GF	GA
x-Springfield	72	49	22	1	99	344	206
x-Hershey	72	36	32	4	76	218	210
x-Cleveland	72	36	35	1	73	231	234
x-Buffalo	72	35	34	3	73	259	261
Rochester	72	32	36	4	68	261	244
Quebec	72	30	39	3	63	217	267
Providence	72	26	46	0	52	225	333

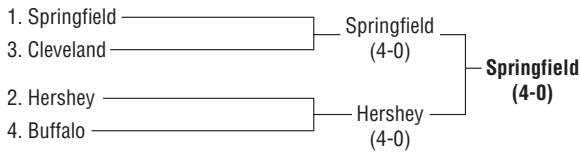
## LEADING SCORERS

	GP	G	A	PTS
Bill Sweeney, Springfield	70	40	68	108
Phil Maloney, Buffalo	71	37	65	102
Bruce Cline, Springfield	72	40	52	92
Brian Kilrea, Springfield	70	20	67	87
Bill McCreary, Springfield	72	33	54	87
Larry Wilson, Buffalo	72	30	54	84
Jimmy Anderson, Springfield	72	43	38	81
Dick Gamble, Buffalo	72	40	36	76
Hank Ciesla, Rochester	70	30	44	74
Billy Dea, Buffalo	72	35	39	74

## LEADING GOALTENDERS

	GP	W	L	T	GAA
Marcel Paille, Springfield	67	47	19	1	2.81
Al Millar, Hershey	32	14	16	1	2.81
Bobby Perreault, Hershey	41	22	16	3	2.83
Dennis DeJordy, Buffalo	40	20	18	2	3.18
Ed Chadwick, Rochester	71	32	35	4	3.32

## PLAYOFFS (BY GAMES)



## 1961-62 STANDINGS

EASTERN DIVISION							
	GP	W	L	T	PTS	GF	GA
x-Springfield	70	45	22	3	93	292	194
x-Hershey	70	37	28	5	79	236	213
x-Providence	70	36	32	2	74	261	267
Quebec	70	30	36	4	64	208	207

WESTERN DIVISION							
	GP	W	L	T	PTS	GF	GA
x-Cleveland	70	39	28	3	81	255	203
x-Buffalo	70	36	31	3	75	247	219
x-Rochester	70	33	31	6	72	234	240
Pittsburgh	70	10	58	2	22	177	367

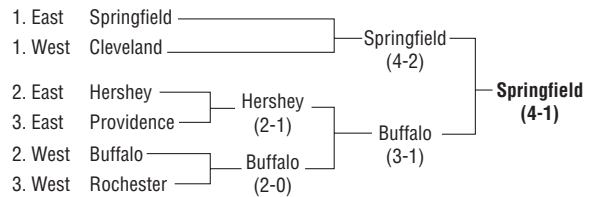
## LEADING SCORERS

	GP	G	A	PTS
Bill Sweeney, Springfield	70	40	61	101
Willie Marshall, Hershey	70	30	65	95
Barry Cullen, Buffalo	69	41	53	94
Brian Kilrea, Springfield	70	20	73	93
Fred Glover, Cleveland	70	40	45	85
Ron Attwell, Cleveland	70	28	55	83
Brian Cullen, Buffalo	67	22	59	81
Stan Baluik, Providence	69	25	56	81
Jim Mikol, Cleveland	70	32	48	80
Jimmy Anderson, Springfield	70	38	41	79

## LEADING GOALTENDERS

	GP	W	L	T	GAA
Marcel Paille, Springfield	45	28	15	2	2.56
Charlie Hodge, Quebec	65	28	33	4	2.85
Bobby Perreault, Hershey	66	36	25	5	2.86
George Wood, Springfield	20	14	5	1	2.95
Les Binkley, Cleveland	60	31	26	3	3.02

## PLAYOFFS (BY GAMES)



# ALL-TIME STANDINGS AND LEADERS

## 1962-63 STANDINGS

EASTERN DIVISION							
	GP	W	L	T	PTS	GF	GA
x-Providence	72	38	29	5	81	239	203
x-Hershey	72	36	28	8	80	262	231
x-Baltimore	72	35	30	7	77	226	244
Quebec	72	33	28	11	77	206	210
Springfield	72	33	31	8	74	282	236

WESTERN DIVISION							
	GP	W	L	T	PTS	GF	GA
x-Buffalo	72	41	24	7	89	237	199
x-Cleveland	72	31	34	7	69	270	253
x-Rochester	72	24	39	9	57	241	270
Pittsburgh	72	20	48	4	44	200	317

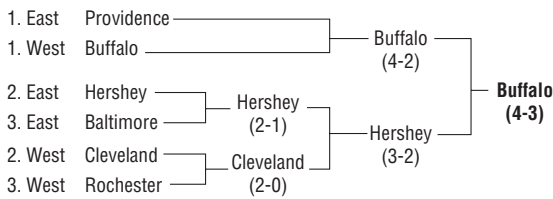
### LEADING SCORERS

	GP	G	A	PTS
Bill Sweeney, Springfield	69	38	65	103
Hank Ciesla, Cleveland	72	42	56	98
Willie Marshall, Hershey	72	36	56	92
Art Stratton, Buffalo	70	20	70	90
Bruce Cline, Springfield	72	39	48	87
Cleland Mortson, Hershey	72	32	54	86
Bill Masterton, Cleveland	72	27	55	82
John McKenzie, Buffalo	71	35	46	81
Stan Baluik, Providence	72	23	58	81
Fred Glover, Cleveland	71	26	54	80

### LEADING GOALTENDERS

	GP	W	L	T	GAA
Ed Giacomin, Providence	39	22	14	2	2.62
Denis Dejordy, Buffalo	67	37	23	7	2.79
Charlie Hodge, Quebec	67	31	25	11	2.84
Gil Mayer, Providence	34	16	15	3	2.91
George Wood, Springfield	42	20	15	4	2.93

### PLAYOFFS (BY GAMES)



## 1963-64 STANDINGS

EASTERN DIVISION							
	GP	W	L	T	PTS	GF	GA
x-Quebec	72	41	30	1	83	258	225
x-Hershey	72	36	31	5	77	236	249
x-Providence	72	32	35	5	69	248	239
Baltimore	72	32	37	3	67	200	220
Springfield	72	23	44	5	51	238	292

WESTERN DIVISION							
	GP	W	L	T	PTS	GF	GA
x-Pittsburgh	72	40	29	3	83	242	196
x-Rochester	72	40	30	2	82	256	223
x-Cleveland	72	37	30	5	79	239	207
Buffalo	72	25	40	7	57	194	260

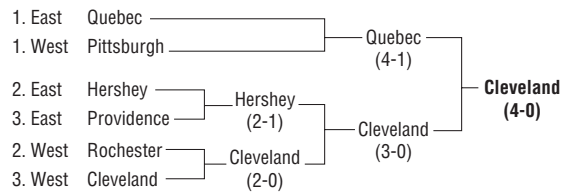
### LEADING SCORERS

	GP	G	A	PTS
Gerry Ehman, Rochester	66	36	49	85
Bronco Horvath, Rochester	70	25	59	84
Cleland Mortson, Quebec	71	28	55	83
Willie Marshall, Providence	72	33	50	83
Brian Kilrea, Springfield	72	22	61	83
Art Stratton, Pittsburgh	66	17	65	82
Wayne Hicks, Quebec	70	36	42	78
Fred Glover, Cleveland	69	26	50	76
Bill Sweeney, Springfield	72	25	48	73
Len Lundy, Buffalo	72	30	43	73

### LEADING GOALTENDERS

	GP	W	L	T	GAA
Roger Crozier, Pittsburgh	44	30	13	1	2.34
Lorne Worsley, Quebec	47	30	16	1	2.72
Les Binkley, Cleveland	65	34	27	3	2.77
Gerry Cheevers, Rochester	66	38	25	2	2.84
Gilles Villemure, Baltimore	66	31	33	2	2.91

### PLAYOFFS (BY GAMES)



# ALL-TIME STANDINGS AND LEADERS

## 1964-65 STANDINGS

EASTERN DIVISION							
	GP	W	L	T	PTS	GF	GA
x-Quebec	72	44	26	2	90	280	223
x-Hershey	72	36	32	4	76	246	243
x-Baltimore	72	35	32	5	75	275	249
Springfield	72	29	39	4	62	237	273
Providence	72	20	50	2	42	193	312

WESTERN DIVISION							
	GP	W	L	T	PTS	GF	GA
x-Rochester	72	48	21	3	99	310	199
x-Buffalo	72	40	26	6	86	261	218
x-Pittsburgh	72	29	36	7	65	228	256
Cleveland	72	24	43	5	53	228	285

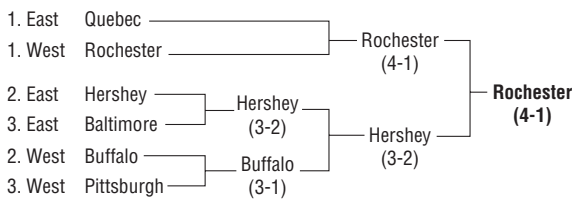
## LEADING SCORERS

	GP	G	A	PTS
Art Stratton, Buffalo	71	25	84	109
Bronco Horvath, Rochester	72	38	68	106
Len Lunde, Buffalo	72	50	46	96
Pat Hannigan, Buffalo	72	38	54	92
Stan Smrke, Rochester	71	33	59	92
Gerry Ehman, Rochester	70	38	49	87
Ed Litzenberger, Rochester	72	25	61	86
Wayne Hicks, Quebec	72	38	47	85
Gordon Labossiere, Baltimore	72	38	41	79
Ed Hoekstra, Quebec	71	28	51	79

## LEADING GOALTENDERS

	GP	W	L	T	GAA
Gerry Cheevers, Rochester	72	48	21	3	2.68
Lorne Worsley, Quebec	37	24	12	1	2.69
Ed Chadwick, Buffalo	61	33	21	6	3.02
Hank Bassen, Pittsburgh	57	24	25	7	3.18
Claude Dufour, Hershey	66	34	28	4	3.23

## PLAYOFFS (BY GAMES)



## 1965-66 STANDINGS

EASTERN DIVISION							
	GP	W	L	T	PTS	GF	GA
x-Quebec	72	47	21	4	98	337	226
x-Hershey	72	37	30	5	79	268	232
x-Springfield	72	31	38	3	65	207	235
Baltimore	72	27	43	2	56	212	254
Providence	72	20	49	3	43	184	310

WESTERN DIVISION							
	GP	W	L	T	PTS	GF	GA
x-Rochester	72	46	21	5	97	288	221
x-Cleveland	72	38	32	2	78	243	217
x-Pittsburgh	72	38	33	1	77	236	218
Buffalo	72	29	40	3	61	215	243

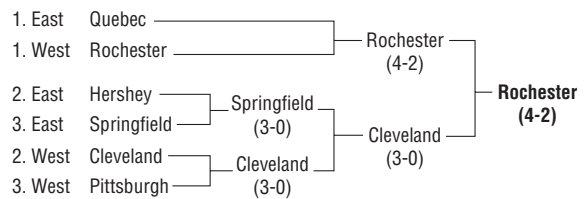
## LEADING SCORERS

	GP	G	A	PTS
Dick Gamble, Rochester	71	47	51	98
Cleland Mortson, Quebec	65	33	62	95
Gerry Ehman, Rochester	70	39	49	88
Jim Pappin, Rochester	63	36	51	87
Gene Ubriaco, Hershey	72	42	44	86
Mike Walton, Rochester	68	35	51	86
Bob Courcy, Cleveland	72	26	60	86
Gord Labossiere, Quebec	63	31	51	82
Wayne Hicks, Quebec	72	32	49	81
Gerry Melnyk, Buffalo	69	18	61	79

## LEADING GOALTENDERS

	GP	W	L	T	GAA
Jacques Caron, Springfield	33	15	15	1	2.62
Gary Smith, Rochester	38	20	11	4	2.86
Les Binkley, Cleveland	66	34	30	2	2.93
Garry Bauman, Quebec	52	36	11	4	2.94
George Gardner, Pittsburgh	66	34	30	1	2.98

## PLAYOFFS (BY GAMES)





# ALL-TIME STANDINGS AND LEADERS

## 1966-67 STANDINGS

EASTERN DIVISION							
	GP	W	L	T	PTS	GF	GA
x-Hershey	72	38	24	10	86	273	216
x-Baltimore	72	35	27	10	80	252	247
x-Quebec	72	35	30	7	77	275	249
Springfield	72	32	31	9	73	267	261
Providence	72	13	46	13	39	210	329

WESTERN DIVISION							
	GP	W	L	T	PTS	GF	GA
x-Pittsburgh	72	41	21	10	92	282	209
x-Rochester	72	38	25	9	85	300	223
x-Cleveland	72	36	27	9	81	284	230
Buffalo	72	14	51	7	35	207	386

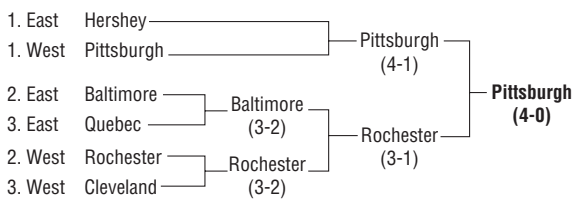
### LEADING SCORERS

	GP	G	A	PTS
Gord Labossiere, Quebec	72	40	55	95
Wayne Hicks, Quebec	72	31	60	91
Willie Marshall, Baltimore	68	33	56	89
Roger DeJordy, Hershey	72	52	32	84
Mike Nykoluk, Hershey	72	16	68	84
Dick Gamble, Rochester	72	46	37	83
Eddie Joyal, Rochester	70	32	51	83
Jeannot Gilbert, Hershey	72	26	57	83
Gene Ubriaco, Hershey	69	38	43	81
Bill Sutherland, Quebec	67	40	38	78
Bronco Horvath, Rochester	72	29	49	78

### LEADING GOALTENDERS

	GP	W	L	T	GAA
George Gardner, Pittsburgh	28	18	6	4	2.71
Andre Gill, Hershey	56	28	18	10	2.90
George Wood, Springfield	44	--	--	--	2.98
Bobby Perreault, Rochester	54	30	17	5	3.01
Ernie Wakely, Cleveland	70	36	25	9	3.09

### PLAYOFFS (BY GAMES)



## 1967-68 STANDINGS

EASTERN DIVISION							
	GP	W	L	T	PTS	GF	GA
x-Hershey	72	34	30	8	76	276	248
x-Springfield	72	31	33	8	70	247	276
x-Providence	72	30	33	9	69	235	272
Baltimore	72	28	34	10	66	235	255

WESTERN DIVISION							
	GP	W	L	T	PTS	GF	GA
x-Rochester	72	38	25	9	85	273	233
x-Quebec	72	33	28	11	77	277	240
x-Buffalo	72	32	28	12	76	239	224
Cleveland	72	28	30	14	70	236	255

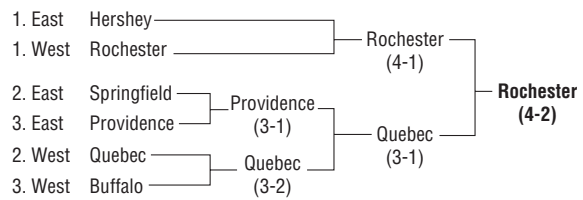
### LEADING SCORERS

	GP	G	A	PTS
Simon Nolet, Quebec	70	44	52	96
Bob Barlow, Rochester	72	43	52	95
Andre Lacroix, Quebec	54	41	46	87
Guy Gendron, Quebec	72	29	58	87
Mike Nykoluk, Hershey	72	19	66	85
Tom McCarthy, Baltimore	70	34	49	83
Roger DeJordy, Hershey	71	43	39	82
Jim Paterson, Cleveland	72	27	54	81
Eddie Kachur, Providence	72	47	29	76

### LEADING GOALTENDERS

	GP	W	L	T	GAA
Gilles Villemure, Buffalo	37	18	13	6	2.57
Bobby Perreault, Rochester	57	31	15	7	2.88
Fern Rivard, Quebec	46	19	16	7	3.13
Andre Gill, Hershey	46	23	17	5	3.14
Al Millar, Quebec	33	15	12	4	3.39

### PLAYOFFS (BY GAMES)



# ALL-TIME STANDINGS AND LEADERS

## 1968-69 STANDINGS

EASTERN DIVISION							
	GP	W	L	T	PTS	GF	GA
x-Hershey	74	41	27	6	88	307	234
x-Baltimore	74	33	34	7	73	266	257
x-Providence	74	32	36	6	70	242	284
Springfield	74	27	36	11	65	257	174
WESTERN DIVISION							
	GP	W	L	T	PTS	GF	GA
x-Buffalo	74	41	18	15	97	282	192
x-Cleveland	74	30	32	12	72	213	245
x-Quebec	74	26	34	14	66	235	258
Rochester	74	25	38	11	61	237	295

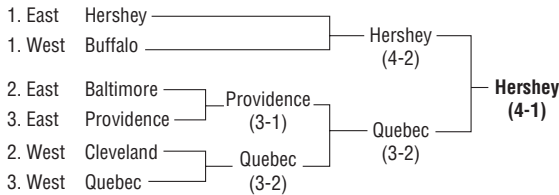
## LEADING SCORERS

	GP	G	A	PTS
Jeannot Gilbert, Hershey	71	35	65	100
Michel Harvey, Hershey	74	41	52	93
Guy Trottier, Buffalo	72	45	37	82
Ron Ward, Rochester	73	35	43	78
Willie Marshall, Baltimore	74	26	52	78
Jean-Marie Cossette, Baltimore	64	27	48	75
Chuck Hamilton, Hershey	74	28	46	74
Don McKenney, Providence	74	26	48	74
Rene Drolet, Quebec	61	30	42	72
Norm Beaudin, Buffalo	74	32	39	71

## LEADING GOALTENDERS

	GP	W	L	T	GAA
Gilles Villemure, Buffalo	62	36	12	14	2.41
John Henderson, Hershey	41	23	14	3	2.95
Andre Gill, Hershey	27	15	10	2	3.19
Dunc Wilson, Quebec	37	11	14	9	3.24
Ernie Wakely, Cleveland	65	25	28	11	3.27

## PLAYOFFS (BY GAMES)



## 1969-70 STANDINGS

EASTERN DIVISION							
	GP	W	L	T	PTS	GF	GA
x-Montreal	72	43	15	14	100	327	195
x-Springfield	72	38	29	5	81	287	287
x-Quebec	72	27	39	6	60	221	272
Providence	72	23	36	13	59	218	267
WESTERN DIVISION							
	GP	W	L	T	PTS	GF	GA
x-Buffalo	72	40	17	15	95	280	193
x-Hershey	72	28	28	16	72	247	249
x-Baltimore	72	25	30	17	67	230	252
Cleveland	72	23	33	16	62	222	255
Rochester	72	18	38	16	52	253	315

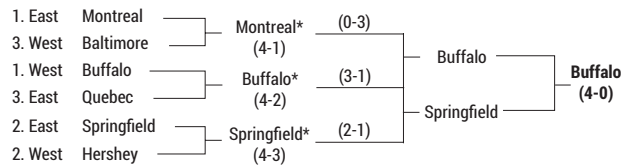
## LEADING SCORERS

	GP	G	A	PTS
Jude Drouin, Montreal	65	37	69	106
Gordon Labossiere, Springfield	60	30	59	89
Guy Trottier, Buffalo	71	55	33	88
Doug Robinson, Springfield	70	45	41	86
Marc Dufour, Springfield	71	32	53	85
Guy Charron, Montreal	65	37	45	82
Norm Beaudin, Cleveland	70	37	44	81
Rene Drolet, Quebec	71	32	48	80
Billy Inglis, Springfield	72	31	44	75
Norm Armstrong, Rochester	70	30	45	75

## LEADING GOALTENDERS

	GP	W	L	T	GAA
Gilles Villemure, Buffalo	65	36	12	12	2.52
Jack Norris, Montreal	55	35	9	10	2.74
Gary Kurt, Cleveland	40	13	17	8	3.13
Andre Gill, Hershey	52	23	17	10	3.17
Joe Daley, Baltimore	34	14	15	3	3.44
Dunc Wilson, Quebec	57	22	29	4	3.49
Marcel Paille, Providence	62	20	30	10	3.55
Andy Brown, Baltimore	40	10	14	13	3.60
Bruce Landon, Springfield	45	25	18	2	3.74
Gerry Gray, Cleveland	35	10	16	8	3.94

## PLAYOFFS (BY GAMES)



\*Round Robin – Montreal eliminated by Springfield and Buffalo



# ALL-TIME STANDINGS AND LEADERS

## 1970-71 STANDINGS

EASTERN DIVISION							
	GP	W	L	T	PTS	GF	GA
x-Providence	72	28	31	13	69	257	270
x-Montreal	72	27	31	14	68	215	239
x-Springfield*	72	29	35	8	66	244	281
Quebec*	72	25	31	16	66	211	240
WESTERN DIVISION							
	GP	W	L	T	PTS	GF	GA
x-Baltimore	72	40	23	9	89	263	224
x-Cleveland	72	39	26	7	85	272	208
x-Hershey	72	31	31	10	72	238	212
Rochester	72	25	36	11	61	222	248

\*Springfield eliminated Quebec in a one-game playoff tiebreaker

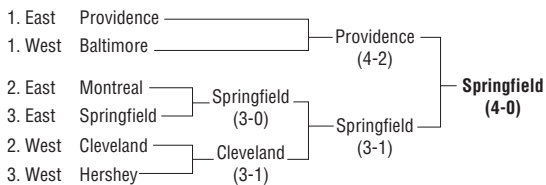
## LEADING SCORERS

	GP	G	A	PTS
Fred Speck, Baltimore	72	31	61	92
Marc Dufour, Baltimore	69	31	51	82
Wayne Rivers, Baltimore	65	38	37	75
Norm Beaudin, Cleveland	59	27	48	75
Joey Johnston, Cleveland	72	27	47	74
Joe Szura, Providence	70	21	53	74
Bob Leiter, Hershey	72	33	36	69
Don Blackburn, Rochester	62	25	44	69
Doug Volmar, Springfield	69	42	26	68
Randy Rota, Providence	68	31	34	65
Rey Comeau, Montreal-Cleveland	70	26	39	65

## LEADING GOALTENDERS

	GP	W	L	T	GAA
Gary Kurt, Cleveland	42	24	12	3	2.67
Andre Gill, Hershey	40	18	14	8	2.67
Ken Dryden, Montreal	33	16	7	8	2.68
Andy Brown, Baltimore	50	28	13	8	2.86
Fern Rivard, Cleveland	36	15	14	4	2.98
Dan Bouchard, Hershey	33	12	16	2	3.13
Michel Belhumeur, Quebec	37	12	15	8	3.16
Serge Aubry, Rochester	51	--	--	--	3.20
Bobby Taylor, Quebec	39	13	15	8	3.39
Billy Smith, Springfield	49	19	20	6	3.51

## PLAYOFFS (BY GAMES)



## 1971-72 STANDINGS

EASTERN DIVISION							
	GP	W	L	T	PTS	GF	GA
x-Boston	76	41	21	14	96	260	191
x-Nova Scotia	76	41	21	14	96	274	202
x-Springfield	76	31	30	15	77	273	266
x-Providence	76	28	37	11	67	250	274
Rochester	76	28	38	10	66	242	311
WESTERN DIVISION							
	GP	W	L	T	PTS	GF	GA
x-Baltimore	76	34	31	11	79	240	249
x-Hershey	76	33	30	13	79	266	253
x-Cincinnati	76	30	28	18	78	252	258
x-Cleveland	76	32	34	10	74	269	263
Richmond	76	29	34	13	71	237	218
Tidewater	76	22	45	9	53	197	275

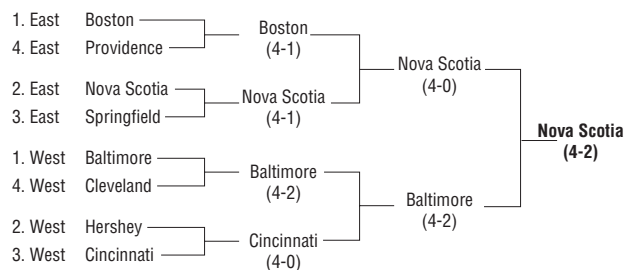
## LEADING SCORERS

	GP	G	A	PTS
Don Blackburn, Providence	76	34	65	99
Buster Harvey, Cleveland	73	41	54	95
Terry Caffrey, Cleveland	65	29	59	88
Gord Labossiere, Cleveland	66	40	45	85
Ed Hoekstra, Springfield	68	16	69	85
Wayne Rivers, Springfield	74	48	33	81
Pete Laframboise, Baltimore	72	37	44	81
Germain Gagnon, Nova Scotia	70	25	56	81
Joe Szura, Baltimore	72	38	38	76
Doug Roberts, Boston	74	35	40	75

## LEADING GOALTENDERS

	GP	W	L	T	GAA
Ross Brooks, Boston	30	14	8	7	2.38
Dan Bouchard, Boston	50	27	13	7	2.51
Wayne Thomas, Nova Scotia	41	22	8	10	2.51
Michel Belhumeur, Richmond	45	20	17	8	2.76
Michel Plasse, Nova Scotia	36	17	13	4	2.77
Billy Smith, Springfield	28	13	10	5	2.80
Andre Gill, Hershey	40	17	13	9	2.96
Bobby Taylor, Richmond	26	7	14	4	3.04
Rocky Farr, Cincinnati	52	20	16	10	3.06
Fern Rivard, Cleveland	40	12	19	5	3.21

## PLAYOFFS (BY GAMES)



# ALL-TIME STANDINGS AND LEADERS

## 1972-73 STANDINGS

EASTERN DIVISION							
	GP	W	L	T	PTS	GF	GA
x-Nova Scotia	76	43	18	15	101	316	191
x-Boston	76	34	29	13	81	248	256
x-Rochester	76	33	31	12	78	239	276
x-Providence	76	32	30	14	78	253	255
Springfield	76	18	42	16	52	265	344
New Haven	76	16	40	20	52	246	331
WESTERN DIVISION							
	GP	W	L	T	PTS	GF	GA
x-Cincinnati	76	54	17	5	113	351	206
x-Hershey	76	42	23	11	95	326	231
x-Virginia	76	38	22	16	92	258	221
x-Richmond	76	30	36	10	70	272	280
Jacksonville*	76	23	44	9	55	251	329
Baltimore	76	17	48	11	45	210	315

\*Cleveland moved to Jacksonville, Jan. 8, 1973.

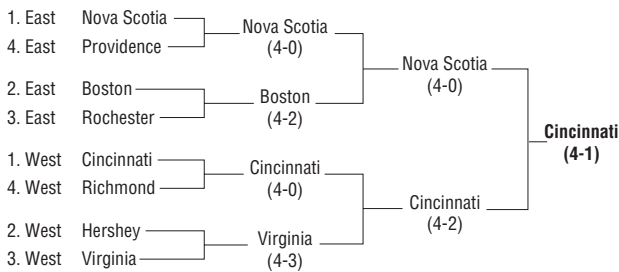
## LEADING SCORERS

	GP	G	A	PTS
Yvon Lambert, Nova Scotia	76	52	52	104
Tony Featherstone, Nova Scotia	74	49	54	103
Morris Stefaniw, Nova Scotia	64	30	71	101
Billy Inglis, Cincinnati	75	40	57	97
Jeannot Gilbert, Hershey	71	31	58	89
Rene Drolet, Richmond	76	34	53	87
Orest Kindrachuk, Richmond	72	35	51	86
Rick Dudley, Cincinnati	64	40	44	84
Danny Schock, Richmond	74	48	36	84
Phil Hoene, Springfield	70	36	44	80
Joe Robertson, Cincinnati	76	30	50	80
Art Stratton, Virginia	76	30	50	80

## LEADING GOALTENDERS

	GP	W	L	T	GAA
Michel Larocque, Nova Scotia	47	--	--	--	2.50
Doug Grant, Virginia	51	--	--	--	2.54
Michel Deguise, Nova Scotia	28	--	--	--	2.63
Rocky Farr, Cincinnati	48	--	--	--	2.64
Gary Bromley, Cincinnati	31	--	--	--	2.66
Paul Hoganson, Hershey	41	--	--	--	2.93
Wayne Wood, Providence	58	--	--	--	3.02
Dave Reece, Boston	41	--	--	--	3.07
Denis Herron, Hershey	21	--	--	--	3.19
John Garrett, Richmond	37	--	--	--	3.26

## PLAYOFFS (BY GAMES)



## 1973-74 STANDINGS

NORTHERN DIVISION							
	GP	W	L	T	PTS	GF	GA
x-Rochester	76	42	21	13	97	296	248
x-Providence	76	38	26	12	88	330	244
x-Nova Scotia	76	37	27	12	86	263	223
x-New Haven	76	35	31	10	80	291	275
Boston	76	23	40	13	59	239	297
Springfield	76	21	40	15	57	251	327
SOUTHERN DIVISION							
	GP	W	L	T	PTS	GF	GA
x-Baltimore	76	42	24	10	94	310	232
x-Hershey	76	39	23	14	92	320	241
x-Cincinnati	76	40	25	11	91	273	233
x-Richmond	76	22	40	14	58	248	320
Jacksonville	76	24	44	8	56	244	334
Virginia	76	22	44	10	54	216	307

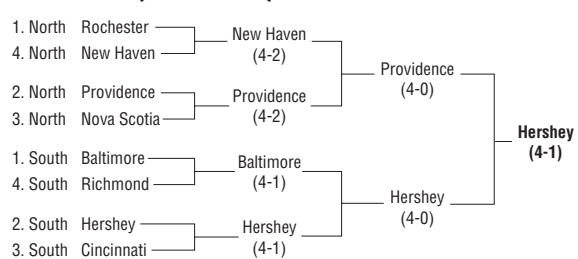
## LEADING SCORERS

	GP	G	A	PTS
Steve West, New Haven	76	50	60	110
Marc Dufour, Baltimore	74	42	62	104
Art Stratton, Rochester	76	24	71	95
Bob Rivard, Baltimore	76	36	56	92
Barry Merrell, Rochester	75	28	59	87
Larry Fullan, Nova Scotia	76	37	47	84
Rick Middleton, Providence	63	36	48	84
Murray Kuntz, Rochester	73	51	31	82
Doug Gibson, Boston	76	31	51	82
Howie Menard, Baltimore	73	42	39	81

## LEADING GOALTENDERS

	GP	W	L	T	GAA
Jim Shaw, Nova Scotia	41	23	14	2	2.68
Ken Lockett, Baltimore	37	21	11	4	2.79
Gary Bromley, Cincinnati	34	19	11	3	2.80
Curt Ridley, Providence	39	19	11	6	2.87
Gary Inness, Hershey	20	11	4	4	2.89
Lynn Zimmerman, Rochester	46	27	12	7	2.90
Dave Elenbaas, Nova Scotia	39	14	13	10	2.96
Lyle Carter, New Haven	37	17	11	6	2.97
Tim Regan, Cincinnati	31	13	11	6	3.07
Denis DeJordy, Baltimore	42	21	13	6	3.23

## PLAYOFFS (BY GAMES)



# ALL-TIME STANDINGS AND LEADERS

## 1974-75 STANDINGS

NORTHERN DIVISION								
	GP	W	L	T	PTS	PCT	GF	GA
x-Providence	76	43	21	12	98	.645	317	263
x-Rochester	76	42	25	9	93	.612	317	243
x-Nova Scotia	75	40	26	9	89	.593	270	227
x-Springfield*	75	33	30	12	78	.520	299	256
x-New Haven	76	30	35	11	71	.467	282	302

SOUTHERN DIVISION								
	GP	W	L	T	PTS	PCT	GF	GA
x-Virginia	75	31	31	13	75	.500	254	250
x-Richmond	75	29	39	7	65	.433	261	293
x-Hershey	75	27	38	10	64	.427	259	303
Syracuse	75	21	43	11	53	.353	254	332
Baltimore**	46	14	22	10	38	.413	136	180

\*Springfield changed its name from Kings to Indians, Feb. 7, 1975.  
 \*\*Baltimore withdrew, Jan. 23, 1975.

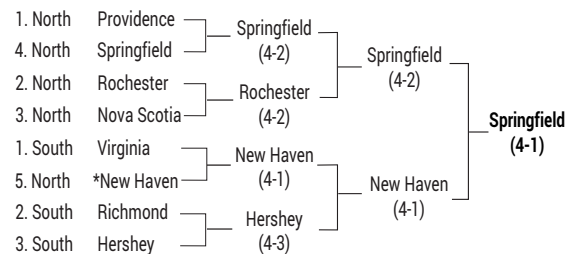
## LEADING SCORERS

	GP	G	A	PTS
Doug Gibson, Rochester	75	44	72	116
Pete Sullivan, Nova Scotia	75	44	60	104
Tom Cassidy, Springfield	72	32	59	91
Pierre Laganiere, Providence	75	25	61	86
Barry Merrell, Rochester	74	44	41	85
Jerry Holland, Providence	67	44	35	79
Rene Drolet, Virginia	72	26	52	78
Dave Hynes, Rochester	59	42	35	77
Tom Colley, New Haven	76	29	47	76
Don Howse, Nova Scotia	68	30	43	73
Andre Peloffy, Richmond	62	29	44	73

## LEADING GOALTENDERS

	GP	W	L	T	GAA
Ed Walsh, Nova Scotia	46	27	13	6	2.77
Dave Reece, Rochester	42	19	16	7	2.92
Bob Sneddon, Rochester	35	22	7	2	3.14
Dave Elenbaas, Nova Scotia	30	13	13	3	3.15
Doug Grant, Virginia	35	14	11	8	3.21
Rick Charron, Springfield	42	16	16	6	3.24
Curt Ridley, Providence	57	32	14	9	3.27
Steve Rexe, Springfield	41	16	13	6	3.44
Lynn Zimmerman, Baltimore	40	14	17	8	3.55
Terry Richardson, Virginia	30	10	13	3	3.57

## PLAYOFFS (BY GAMES)



\*New Haven defeated Syracuse in a one-game play-in.

## 1975-76 STANDINGS

NORTHERN DIVISION							
	GP	W	L	T	PTS	GF	GA
x-Nova Scotia	76	48	20	8	104	326	209
x-Rochester	76	42	25	9	93	304	243
x-Providence	76	34	34	8	76	294	301
Springfield	76	33	39	4	70	267	320

SOUTHERN DIVISION							
	GP	W	L	T	PTS	GF	GA
x-Hershey	76	39	31	6	84	304	275
x-Richmond	76	29	39	8	66	262	297
x-New Haven	76	29	39	8	66	261	295
Baltimore	76	21	48	7	49	238	316

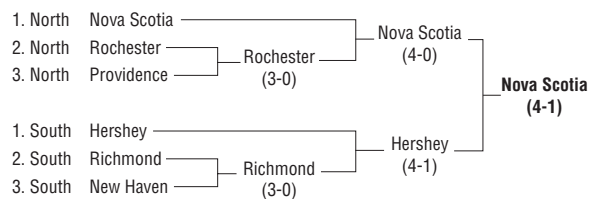
## LEADING SCORERS

	GP	G	A	PTS
Jean-Guy Gratton, Hershey	73	35	58	93
Ron Andruff, Nova Scotia	74	42	46	88
Greg Holst, Providence	69	37	44	81
Guy Chouinard, Nova Scotia	70	40	40	80
Gordie Clark, Rochester	72	30	49	79
Pierre Mondou, Nova Scotia	74	34	43	77
Fred Speck, Baltimore	76	23	52	75
Larry Fullan, Richmond	76	18	57	75
Wayne Schaab, Richmond	74	36	36	72
Tom Colley, New Haven	76	38	31	69
Norm Dube, Springfield	66	31	38	69
Barry Merrell, Rochester	70	28	41	69

## LEADING GOALTENDERS

	GP	W	L	T	GAA
Dave Elenbaas, Nova Scotia	48	36	7	4	2.38
Ross Brooks, Rochester	34	20	12	2	3.00
Ed Walsh, Nova Scotia	31	12	13	4	3.06
Ken Broderick, Rochester	42	22	13	7	3.21
Gord Laxton, Hershey	31	16	11	4	3.36
Don Edwards, Hershey	39	23	12	2	3.41
Brian Holderness, New Haven	29	12	15	2	3.43
Michel Belhumeur, Richmond	45	19	24	2	3.56
Dave Hainsworth, Baltimore	55	15	33	6	3.76
Ed Staniowski, Providence	29	15	11	1	3.79

## PLAYOFFS (BY GAMES)



# ALL-TIME STANDINGS AND LEADERS

## 1976-77 STANDINGS

	GP	W	L	T	PTS	GF	GA
x-Nova Scotia	80	52	22	6	110	308	225
x-New Haven	80	43	31	6	92	333	287
x-Rochester	80	42	33	5	89	320	273
x-Hershey	80	36	38	6	78	282	293
Springfield	80	28	51	1	57	302	390
Rhode Island	80	25	51	4	54	282	359

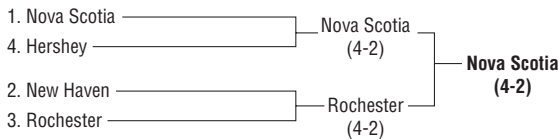
## LEADING SCORERS

	GP	G	A	PTS
Andre Peloffy, Springfield	79	42	57	99
Eddie Johnstone, New Haven	80	40	58	98
Doug Gibson, Rochester	78	41	56	97
Tom Colley, New Haven	80	37	56	93
Blake Dunlop, New Haven	76	33	60	93
Pierre Mondou, Nova Scotia	71	44	45	89
Walt Ledingham, Rhode Island	73	29	57	86
Rod Schutt, Nova Scotia	80	33	51	84
Ron Garwasiuk, Rochester	68	32	42	74
Rick Adduono, Rochester	77	29	45	74

## LEADING GOALTENDERS

	GP	W	L	T	GAA
Dave Elenbaas, Nova Scotia	31	21	7	3	2.61
Ed Walsh, Nova Scotia	40	26	12	2	2.86
Don Edwards, Hershey	47	26	15	6	2.91
Paul Harrison, New Haven	55	32	17	6	3.16
Jim Pettie, Rochester	43	26	15	1	3.19
Dave Reece, Rochester-Rhode Island	43	17	21	2	3.85
Bob Sauve, Hershey-Rhode Island	34	9	22	1	4.17
Grant Cole, Springfield	49	18	24	0	4.53
Jerome Mrazek, Springfield-Hershey	43	11	27	1	5.10

## PLAYOFFS (BY GAMES)



## 1977-78 STANDINGS

	GP	W	L	T	PTS	PCT	GF	GA
x-Maine	80	43	28	9	95	.594	305	256
x-Nova Scotia	81	37	28	16	90	.556	304	250
x-Springfield	81	39	33	9	87	.537	348	350
Binghamton	81	27	46	8	62	.383	287	377

### NORTHERN DIVISION

GP	W	L	T	PTS	PCT	GF	GA
80	43	28	9	95	.594	305	256
81	37	28	16	90	.556	304	250
81	39	33	9	87	.537	348	350
81	27	46	8	62	.383	287	377

### SOUTHERN DIVISION

GP	W	L	T	PTS	PCT	GF	GA
81	43	31	7	93	.574	332	296
80	38	31	11	87	.544	313	292
81	35	35	11	81	.500	294	290
81	27	44	10	64	.395	281	324
46	15	28	3	33	.359	142	171

\*Hampton withdrew, Feb. 10, 1978.

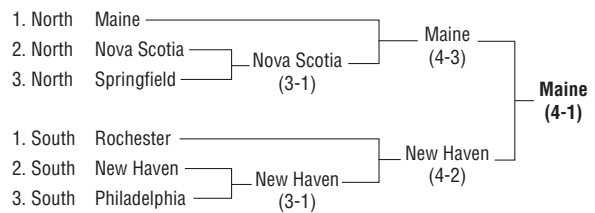
## LEADING SCORERS

	GP	G	A	PTS
Gordie Brooks, Philadelphia	81	42	56	98
Rick Adduono, Rochester	76	38	60	98
Al Hill, Maine	80	32	59	91
Bob Collyard, Philadelphia	79	28	62	90
Gordie Clark, Rochester	75	37	51	88
Andre Peloffy, Springfield	67	33	55	88
Joe Hardy, Binghamton	73	24	63	87
Tom Colley, New Haven	80	32	54	86
Charlie Simmer, Springfield	75	42	41	83
Drew Callander, Maine	78	40	42	82
Blake Dunlop, Maine	62	29	53	82

## LEADING GOALTENDERS

	GP	W	L	T	GAA
Hardy Astrom, New Haven	27	17	5	3	2.63
Maurice Barrette, Nova Scotia	39	22	11	5	2.74
Rejean Lemelin, Philadelphia	60	31	21	7	2.96
Rick St. Croix, Maine	40	22	14	2	3.07
Bob Holland, Nova Scotia	38	13	14	11	3.17
Jim Pettie, Rochester	32	16	12	4	3.38
Dave Parro, Rochester	46	25	16	3	3.65
Mario Lessard, Springfield	57	30	19	6	3.71
Doug Soetaert, New Haven	38	16	16	6	3.75
Goran Hogosta, Hershey	23	6	13	3	3.92

## PLAYOFFS (BY GAMES)



# ALL-TIME STANDINGS AND LEADERS

## 1978-79 STANDINGS

NORTHERN DIVISION							
	GP	W	L	T	PTS	GF	GA
x-Maine	80	45	22	13	103	350	252
x-New Brunswick	80	41	29	10	92	315	288
x-Nova Scotia	80	39	37	4	82	313	302
Springfield	80	33	38	9	75	289	290

SOUTHERN DIVISION							
	GP	W	L	T	PTS	GF	GA
x-New Haven	80	46	25	9	101	346	271
x-Hershey	*79	35	36	8	78	311	324
x-Binghamton	*79	32	42	5	69	300	320
Rochester	80	26	42	12	64	289	349
Philadelphia	80	23	49	8	54	230	347

\*Binghamton at Hershey game postponed, Apr. 4, 1979; not re-scheduled.

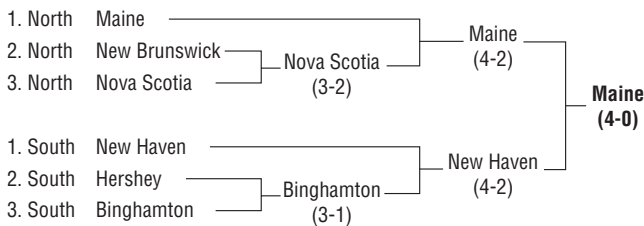
### LEADING SCORERS

	GP	G	A	PTS
Bernie Johnston, Maine	70	29	66	95
Wayne Schaab, Maine	80	41	50	91
Kirk Bowman, New Brunswick	80	26	56	82
Rick Meagher, Nova Scotia	79	35	46	81
Bobby Sheehan, New Haven	70	33	48	81
Claude Noel, Hershey	76	30	50	80
Dale Lewis, New Haven	76	29	51	80
Dave Lumley, Nova Scotia	61	22	58	80
Andre Peloffy, Springfield	77	28	48	76
Rocky Saganuik, New Brunswick	62	47	29	76

### LEADING GOALTENDERS

	GP	W	L	T	GAA
Pierre Hamel, New Brunswick	37	18	12	5	2.45
Rick St. Croix, Philadelphia	31	14	13	4	2.84
Pete Peeters, Maine	35	25	6	3	2.90
Lindsay Middlebrook, New Haven	54	29	19	5	3.22
Richard Sevigny, Nova Scotia	42	18	18	4	3.25
Robbie Moore, Maine	26	12	6	6	3.38
Steve Baker, New Haven	24	15	5	4	3.43
Murray Bannerman, New Brunswick	47	22	14	5	3.54
Lorne Molleken, Springfield	44	17	19	5	3.58
Jim Bedard, Hershey	26	9	11	2	3.76

### PLAYOFFS (BY GAMES)



## 1979-80 STANDINGS

NORTHERN DIVISION							
	GP	W	L	T	PTS	GF	GA
x-New Brunswick	*79	44	27	8	96	325	271
x-Nova Scotia	*79	43	29	7	93	331	271
x-Maine	80	41	28	11	93	307	266
x-Adirondack	80	32	37	11	75	297	309
Springfield	80	31	37	12	74	292	302

SOUTHERN DIVISION							
	GP	W	L	T	PTS	GF	GA
x-New Haven	80	46	25	9	101	350	305
x-Hershey	80	35	39	6	76	289	273
x-Syracuse	80	31	42	7	69	303	364
x-Rochester	80	28	42	10	66	260	327
Binghamton	80	24	49	7	55	268	334

\*New Brunswick at Nova Scotia game postponed, Mar. 23, 1980; not re-scheduled.

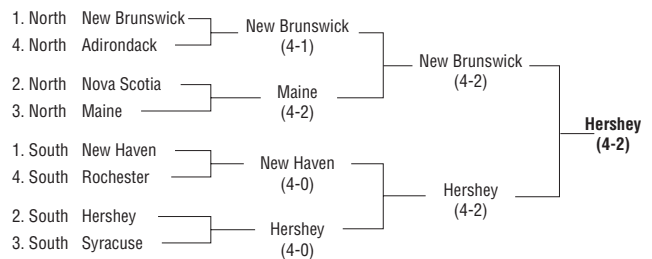
### LEADING SCORERS

	GP	G	A	PTS
Norm Dube, Nova Scotia	77	40	61	101
Keith Acton, Nova Scotia	75	45	53	98
Gordie Clark, Maine	79	47	43	90
Bruce Boudreau, New Brunswick	75	36	54	90
Bill Lothead, New Haven	68	46	43	89
Rich Shinske, Adirondack	78	22	58	80
Paul Evans, Maine	80	21	56	77
Rick Meagher, Nova Scotia	64	32	44	76
Dan Metivier, Nova Scotia	76	35	40	75
Gordie Brooks, Syracuse	77	34	41	75

### LEADING GOALTENDERS

	GP	W	L	T	GAA
Rick St. Croix, Maine	46	25	14	7	2.90
Richard Sevigny, Nova Scotia	35	19	12	4	3.25
Rick Wamsley, Nova Scotia	40	19	16	2	3.25
Dave Parro, Hershey	54	20	30	3	3.27
Murray Bannerman, New Brunswick	61	30	19	5	3.32
Robbie Moore, Maine	32	14	11	4	3.48
Al Jensen, Adirondack	57	27	24	5	3.51
Doug Soetaert, New Haven	32	17	8	5	3.58
Randy Ireland, Rochester	29	9	10	5	3.62
Terry Richardson, Springfield	46	15	22	7	3.65

### PLAYOFFS (BY GAMES)



# ALL-TIME STANDINGS AND LEADERS

## 1980-81 STANDINGS

NORTHERN DIVISION							
	GP	W	L	T	PTS	GF	GA
x-Maine	80	45	28	7	97	319	292
x-New Brunswick	80	37	33	10	84	317	298
x-Nova Scotia	80	38	37	5	81	335	298
x-Springfield	80	34	41	5	73	312	343

SOUTHERN DIVISION							
	GP	W	L	T	PTS	GF	GA
x-Hershey	80	47	24	9	103	357	299
x-Adirondack	80	35	40	5	75	305	328
x-Binghamton	80	32	42	6	70	296	336
x-New Haven	80	29	40	11	69	295	321
Rochester	80	30	42	8	68	295	316

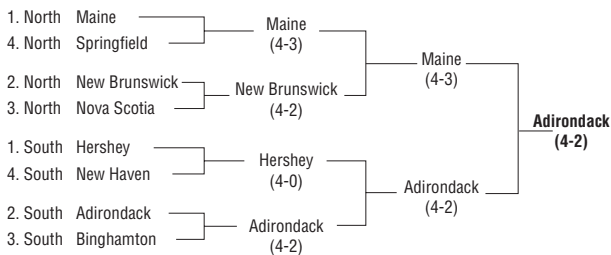
## LEADING SCORERS

	GP	G	A	PTS
Mark Lofthouse, Hershey	72	48	55	103
Dan Daoust, Nova Scotia	80	38	60	98
Tony Cassolato, Hershey	74	48	46	94
Dave Gorman, Nova Scotia	79	43	47	90
Norm Aubin, New Brunswick	78	43	46	89
Guy Carbonneau, Nova Scotia	78	35	53	88
Jean-Francois Sauve, Rochester	56	29	54	83
Craig Levie, Nova Scotia	80	20	62	82
Paul Evans, Maine	78	28	52	80
Reg Thomas, Nova Scotia	73	36	43	79

## LEADING GOALTENDERS

	GP	W	L	T	GAA
Vincent Tremblay, New Brunswick	46	24	12	8	3.24
Pelle Lindbergh, Maine	51	31	14	5	3.26
Mark Holden, Nova Scotia	42	20	17	1	3.43
Marco Baron, Springfield	23	12	11	0	3.45
Ron Grahame, Binghamton	22	12	6	2	3.48
Rollie Boutin, Hershey	53	32	15	5	3.57
Steve Baker, New Haven	25	10	11	4	3.57
Jacques Cloutier, Rochester	61	27	27	6	3.61
Al Jensen, Adirondack	60	27	21	3	3.84
Robbie Moore, Maine	25	11	11	2	3.86

## PLAYOFFS (BY GAMES)



## 1981-82 STANDINGS

NORTHERN DIVISION							
	GP	W	L	T	PTS	GF	GA
x-New Brunswick	80	48	21	11	107	338	227
x-Maine	80	47	26	7	101	325	272
x-Nova Scotia	80	35	35	10	80	330	313
Springfield	80	32	43	5	69	278	319
Fredericton	80	20	55	5	45	275	408

SOUTHERN DIVISION							
	GP	W	L	T	PTS	GF	GA
x-Binghamton	80	46	28	6	98	329	266
x-Rochester	80	40	31	9	89	325	286
x-New Haven	80	39	33	8	86	292	276
x-Hershey	80	36	38	6	78	316	347
x-Adirondack	80	34	37	9	77	299	285
Erie	80	22	52	6	50	317	425

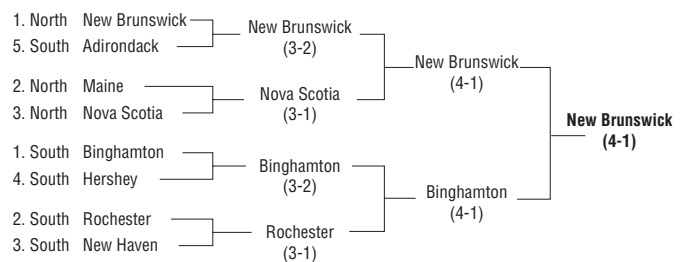
## LEADING SCORERS

	GP	G	A	PTS
Mike Kasczyki, New Brunswick	80	36	82	118
Gordie Clark, Maine	80	50	51	101
Wayne Schaab, Maine	80	27	69	96
Guy Carbonneau, Nova Scotia	77	27	67	94
Wes Jarvis, Hershey	56	31	61	92
Bob Sullivan, Binghamton	74	47	43	90
Paul Evans, Maine	79	33	57	90
Richard David, Fredericton	74	51	32	83
Mike Krushelnyski, Erie	62	31	52	83
Steve Larmer, New Brunswick	74	38	44	82

## LEADING GOALTENDERS

	GP	W	L	T	GAA
Warren Skorodenski, New Brunswick	28	16	8	4	2.55
Jacques Cloutier, Rochester	23	14	7	2	2.81
Bob Janecyk, New Brunswick	53	32	13	7	2.85
Ken Holland, Binghamton	46	27	13	4	2.92
Mike Veisor, Binghamton	22	13	8	1	3.09
Larry Lozinski, Adirondack	55	25	23	4	3.27
Sam St. Laurent, Maine	25	15	7	1	3.27
Bob Froese, Maine	33	16	11	4	3.28
Pelle Lindbergh, Maine	25	17	7	2	3.31
Jim Rutherford, New Haven	29	12	11	4	3.35

## PLAYOFFS (BY GAMES)





# ALL-TIME STANDINGS AND LEADERS

## 1982-83 STANDINGS

NORTHERN DIVISION							
	GP	W	L	T	PTS	GF	GA
x-Fredericton	80	45	27	8	98	348	284
x-Nova Scotia	80	41	34	5	87	378	333
x-Maine	80	39	33	8	86	342	309
x-Adirondack	80	36	39	5	77	329	343
Moncton	80	34	39	7	75	304	315
Sherbrooke	80	22	54	4	48	288	390

SOUTHERN DIVISION							
	GP	W	L	T	PTS	GF	GA
x-Rochester	80	46	25	9	101	389	325
x-Hershey	80	40	35	5	85	313	308
x-New Haven	80	38	34	8	84	337	329
x-Binghamton	80	36	36	8	80	320	333
Baltimore	80	35	36	9	79	362	366
St. Catharines	80	33	41	6	72	335	368
Springfield	80	31	43	6	68	282	324

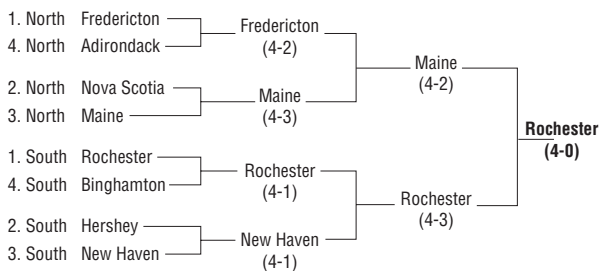
### LEADING SCORERS

	GP	G	A	PTS
Ross Yates, Binghamton	77	41	84	125
Bruce Boudreau, St. Catharines	80	50	72	122
Geordie Robertson, Rochester	72	46	73	119
Mike Gillis, Baltimore	74	32	81	113
Mitch Lamoureux, Baltimore	80	57	50	107
Jean-Francois Sauve, Rochester	72	30	69	99
Tony Currie, Fredericton	67	47	48	95
Reg Thomas, St. Catharines	80	35	57	92
Tony Cassolato, Hershey	75	53	38	91
Ray Cote, Moncton	80	28	63	91

### LEADING GOALTENDERS

	GP	W	L	T	GAA
Bob Froese, Maine	33	18	11	3	3.36
Bob Janecyk, Springfield	47	19	24	4	3.64
Paul Fricker, Binghamton	39	13	18	3	3.67
Phil Myre, Rochester	43	28	8	5	3.68
Chris Smith, Moncton	35	15	16	3	3.68
Paul Pageau, New Haven	36	17	14	2	3.81
Dave Parro, Hershey	47	21	20	4	3.87
Mark Holden, Nova Scotia	41	21	16	1	4.05
Roberto Romano, Baltimore	38	19	14	3	4.05
Greg Moffett, Nova Scotia	43	20	18	4	4.08

### PLAYOFFS (BY GAMES)



## 1983-84 STANDINGS

NORTHERN DIVISION							
	GP	W	L	T	PTS	GF	GA
x-Fredericton	80	45	30	5	95	340	262
x-Adirondack	80	37	29	14	88	344	330
x-Maine	80	33	36	11	77	310	312
x-Nova Scotia	80	32	37	11	75	277	288
Moncton	80	32	40	8	72	251	278
Sherbrooke	80	22	53	5	49	301	419

SOUTHERN DIVISION							
	GP	W	L	T	PTS	GF	GA
x-Baltimore	80	46	24	10	102	384	304
x-Rochester	80	46	32	2	94	363	300
x-St. Catharines	80	43	31	6	92	364	346
x-Springfield	80	39	35	6	84	344	340
New Haven	80	36	40	4	76	365	371
Binghamton	80	33	43	4	70	359	388
Hershey	80	28	42	10	66	320	384

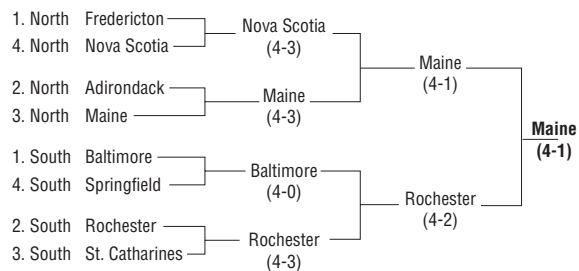
### LEADING SCORERS

	GP	G	A	PTS
Claude Larose, Sherbrooke	80	53	67	120
Murray Eaves, Sherbrooke	78	47	68	115
Mike Kaszycki, St. Catharines	72	39	71	110
Bruce Boudreau, St. Catharines	80	47	62	109
Ross Yates, Binghamton	69	35	73	108
Mal Davis, Rochester	71	55	48	103
Mark Lofthouse, New Haven	79	37	64	101
Norm Aubin, St. Catharines	80	47	47	94
Geordie Robertson, Rochester	64	37	54	91
Claude Verret, Rochester	65	39	51	90

### LEADING GOALTENDERS

	GP	W	L	T	GAA
Brian Ford, Fredericton	36	17	17	1	2.95
Mike Zanier, Moncton	31	11	15	1	3.30
Mark Holden, Nova Scotia	47	19	18	7	3.35
Phil Myre, Rochester	33	19	9	1	3.46
Shawn MacKenzie, Maine	34	14	13	5	3.48
Chris Smith, Moncton	39	15	18	4	3.48
Steve Penney, Nova Scotia	27	11	12	4	3.51
Roberto Romano, Baltimore	31	23	6	1	3.62
Jacques Cloutier, Rochester	51	26	22	1	3.63
Tim Bernhardt, St. Catharines	42	25	13	4	3.75

### PLAYOFFS (BY GAMES)



# ALL-TIME STANDINGS AND LEADERS

## 1984-85 STANDINGS

NORTHERN DIVISION							
	GP	W	L	T	PTS	GF	GA
x-Maine	80	38	32	10	86	296	266
x-Fredericton	80	36	36	8	80	279	301
x-Sherbrooke	80	37	38	5	79	323	329
x-Nova Scotia	80	36	37	7	79	292	295
Adirondack	80	35	37	8	78	290	336
Moncton	80	32	40	8	72	291	300
SOUTHERN DIVISION							
	GP	W	L	T	PTS	GF	GA
x-Binghamton	80	52	20	8	112	388	265
x-Baltimore	80	45	27	8	98	326	252
x-Rochester	80	40	27	13	93	333	301
x-Springfield	80	36	40	4	76	322	326
New Haven	80	31	41	8	70	315	341
Hershey	80	26	43	11	63	315	339
St. Catharines	80	24	50	6	54	272	391

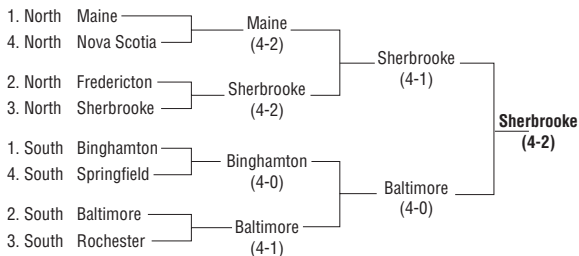
## LEADING SCORERS

	GP	G	A	PTS
Paul Gardner, Binghamton	64	51	79	130
Claude Verret, Rochester	76	40	53	93
Pierre Rioux, Moncton	69	25	66	91
Steve Thomas, St. Catharines	64	42	48	90
Bruce Eakin, Moncton	78	35	48	83
Larry Floyd, Maine	72	30	51	81
Serge Boisvert, Sherbrooke	63	38	41	79
Claude Larose, Sherbrooke	77	36	43	79
Ray Cote, Nova Scotia	79	36	43	79
Mike Siltala, Binghamton	74	42	36	78
Grant Martin, Fredericton	65	31	47	78

## LEADING GOALTENDERS

	GP	W	L	T	GAA
Jon Casey, Baltimore	46	30	11	4	2.63
Peter Sidorkiewicz, Binghamton	45	31	9	5	3.05
Sam St. Laurent, Maine	55	26	22	7	3.11
Mike Sands, Springfield	46	23	17	3	3.24
Bob Mason, Binghamton	20	10	6	1	3.31
Shawn MacKenzie, Maine	24	8	8	3	3.35
Marc D'Amour, Moncton	37	18	14	2	3.36
Mike Zanier, Nova Scotia	44	20	17	5	3.45
Michel Dion, Baltimore	21	10	6	1	3.49
Clint Malarchuk, Fredericton	56	26	25	4	3.55

## PLAYOFFS (BY GAMES)



## 1985-86 STANDINGS

NORTHERN DIVISION							
	GP	W	L	T	PTS	GF	GA
x-Adirondack	80	41	31	8	90	339	298
x-Maine	80	40	31	9	89	274	285
x-Moncton	80	34	34	12	80	294	307
x-Fredericton	80	35	37	8	78	319	311
Sherbrooke	80	33	38	9	75	340	341
Nova Scotia	80	29	43	8	66	314	353
SOUTHERN DIVISION							
	GP	W	L	T	PTS	GF	GA
x-Hershey	80	48	29	3	99	346	292
x-Binghamton	80	41	34	5	87	316	290
x-St. Catharines	80	38	37	5	81	304	308
x-New Haven	80	36	37	7	79	340	343
Springfield	80	36	39	5	77	301	309
Rochester	80	34	39	7	75	320	337
Baltimore	80	28	44	8	64	271	304

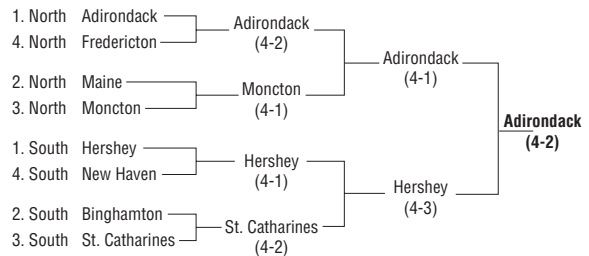
## LEADING SCORERS

	GP	G	A	PTS
Paul Gardner, Rochester	73	61	51	112
Jody Gage, Rochester	73	42	57	99
Ross Fitzpatrick, Hershey	77	50	47	97
Tim Tookey, Hershey	69	35	62	97
Wes Jarvis, St. Catharines	74	36	60	96
Daryl Evans, Binghamton	69	40	52	92
Geordie Robertson, Adirondack	79	36	56	92
Paul Fenton, Binghamton	75	53	35	88
Serge Boisvert, Sherbrooke	69	40	48	88
Tom Roulston, Baltimore	73	38	49	87
Larry Floyd, Maine	80	29	58	87

## LEADING GOALTENDERS

	GP	W	L	T	GAA
Peter Sidorkiewicz, Binghamton	49	21	22	3	3.19
Wendell Young, Fredericton	24	12	8	4	3.21
Sam St. Laurent, Maine	50	24	20	4	3.38
Ron Hextall, Hershey	53	30	19	2	3.41
Denis Herron, Baltimore	27	10	11	4	3.42
Karl Friesen, Maine	35	16	11	5	3.48
Cleon Daskalakis, Moncton	41	19	14	6	3.61
Allan Bester, St. Catharines	50	23	23	3	3.64
Brian Ford, Baltimore	39	12	20	4	3.66
Mike Sands, Springfield	27	8	15	1	3.79

## PLAYOFFS (BY GAMES)



# ALL-TIME STANDINGS AND LEADERS

## 1986-87 STANDINGS

NORTHERN DIVISION							
	GP	W	L	SOL	PTS	GF	GA
x-Sherbrooke	80	50	28	2	102	328	257
x-Adirondack	80	44	31	5	93	329	296
x-Moncton	80	43	31	6	92	338	315
x-Nova Scotia	80	38	39	3	79	318	315
Maine	80	35	40	5	75	272	298
Fredericton	80	32	43	5	69	292	357
SOUTHERN DIVISION							
	GP	W	L	SOL	PTS	GF	GA
x-Rochester	80	47	26	7	101	315	263
x-Binghamton	80	47	26	7	101	309	259
x-New Haven	80	44	25	11	99	331	315
x-Hershey	80	43	36	1	87	329	309
Baltimore	80	35	37	8	78	277	295
Springfield	80	34	40	6	74	296	344
Newmarket	80	28	48	4	60	226	337

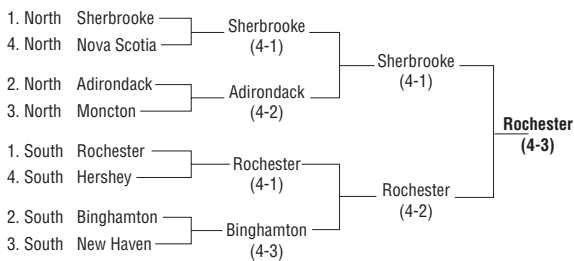
## LEADING SCORERS

	GP	G	A	PTS
Tim Tookey, Hershey	80	51	73	124
Alain Lemieux, Baltimore	72	41	56	97
Brett Hull, Moncton	67	50	42	92
Mitch Lamoureux, Hershey	78	43	46	89
Glenn Merkosky, Adirondack	77	54	31	85
Ross Fitzpatrick, Hershey	66	45	40	85
Ray Allison, Hershey	78	29	55	84
Bruce Boudreau, Nova Scotia	78	35	47	82
Serge Boisvert, Sherbrooke	78	27	54	81
Wes Jarvis, Newmarket	70	28	50	78

## LEADING GOALTENDERS

	GP	W	L	SOL	GAA
Daren Puppa, Rochester	57	37	14	2	2.80
Mark Laforest, Adirondack	37	26	8	2	2.83
Vincent Riendeau, Sherbrooke	41	26	14	0	2.89
Peter Sidorkiewicz, Binghamton	57	31	16	5	2.92
Steve Guenette, Baltimore	54	23	23	5	3.10
Kirk McLean, Maine	45	19	23	2	3.22
John Kemp, Hershey	30	13	9	0	3.56
Doug Dadswell, Moncton	42	24	12	1	3.64
Craig Billington, Maine	20	9	7	2	3.65
Glenn Healy, New Haven	47	25	15	6	3.67

## PLAYOFFS (BY GAMES)



## 1987-88 STANDINGS

NORTHERN DIVISION							
	GP	W	L(OTL)	T	PTS	GF	GA
x-Maine	80	44	29(4)	7	99	308	284
x-Fredericton	80	42	30(3)	8	95	370	318
x-Sherbrooke	80	42	34(1)	4	89	316	243
x-Nova Scotia	80	35	36(2)	9	81	323	343
New Haven	80	33	40(3)	7	76	288	307
Moncton	80	27	45(2)	8	64	286	358
Springfield	80	27	45(1)	8	63	269	333
SOUTHERN DIVISION							
	GP	W	L(OTL)	T	PTS	GF	GA
x-Hershey	80	50	27(2)	3	105	343	256
x-Rochester	80	46	27(1)	7	100	328	272
x-Adirondack	80	42	27(4)	11	99	306	275
x-Binghamton	80	38	34(3)	8	87	353	300
Utica	80	34	35(2)	11	81	318	307
Newmarket	80	33	39(6)	8	80	282	328
Baltimore	80	13	58(0)	9	35	268	434

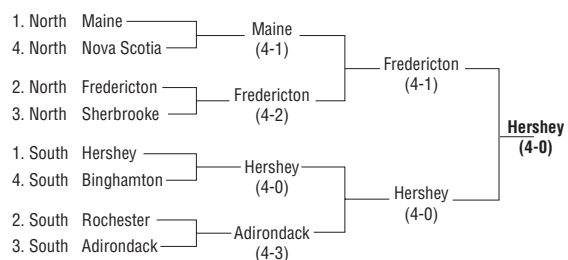
## LEADING SCORERS

	GP	G	A	PTS
Bruce Boudreau, Springfield	80	42	74	116
Jean-Marc Lanthier, Fredericton	74	35	71	106
Jody Gage, Rochester	76	60	44	104
Alfie Turcotte, Sherbrooke-Moncton-Baltimore	66	36	66	102
Gilles Thibaudeau, Sherbrooke	59	39	57	96
Mike Richard, Binghamton	72	46	48	94
Murray Eaves, Adirondack	65	39	54	93
Tim Lenardon, Utica	79	38	53	91
Marty Dallman, Newmarket	76	50	39	89
Tom Martin, Binghamton	71	28	61	89

## LEADING GOALTENDERS

	GP	W	L	T	GAA
Vincent Riendeau, Sherbrooke	44	27	13	3	2.67
Daren Puppa, Rochester	26	14	8	2	2.76
Wendell Young, Hershey	51	33	15	1	2.77
Darren Eliot, Adirondack	43	23	11	7	3.34
Kay Whitmore, Binghamton	38	17	15	4	3.40
Sam St. Laurent, Adirondack	32	12	14	4	3.42
Darcy Wakaluk, Rochester	55	27	15	3	3.45
Bob Janecyk, New Haven	37	19	13	3	3.47
Bill Ranford, Maine	51	27	16	6	3.47
Ron Tugnutt, Fredericton	34	20	9	4	3.61

## PLAYOFFS (BY GAMES)



# ALL-TIME STANDINGS AND LEADERS

## 1988-89 STANDINGS

NORTHERN DIVISION							
	GP	W	L	T	PTS	GF	GA
x-Sherbrooke	80	47	24	9	103	348	261
x-Halifax	80	42	30	8	92	345	300
x-Moncton	80	37	34	9	83	320	313
x-New Haven	80	35	35	10	80	325	309
Maine	80	32	40	8	72	262	317
Springfield	80	32	44	4	68	287	341
Cape Breton	80	27	47	6	60	308	388
SOUTHERN DIVISION							
	GP	W	L	T	PTS	GF	GA
x-Adirondack	80	47	27	6	100	369	294
x-Hershey	80	40	30	10	90	361	309
x-Utica	80	37	34	9	83	309	295
x-Newmarket	80	38	36	6	82	339	334
Rochester	80	38	37	5	81	305	302
Baltimore	80	30	46	4	64	317	347
Binghamton	80	28	46	6	62	307	392

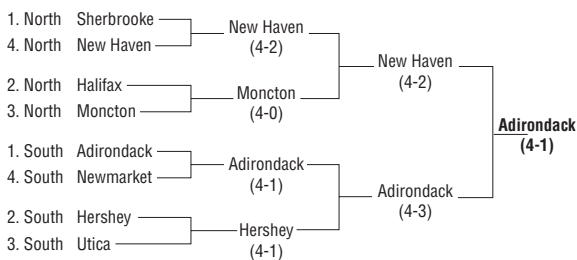
## LEADING SCORERS

	GP	G	A	PTS
Stephan Lebeau, Sherbrooke	78	70	64	134
Murray Eaves, Adirondack	80	46	72	118
Benoit Brunet, Sherbrooke	73	41	76	117
Mike Richard, Baltimore	80	44	63	107
Don Biggs, Hershey	76	36	67	103
Terry Yake, Binghamton	75	39	56	95
Ken Priestlay, Rochester	64	56	37	93
Hubie McDonough, New Haven	74	37	55	92
Ron Wilson, Moncton	80	31	61	92
Brian Dobbin, Hershey	59	43	48	91

## LEADING GOALTENDERS

	GP	W	L	T	GAA
Randy Exelby, Sherbrooke	52	31	13	6	2.98
Sam St. Laurent, Adirondack	34	20	11	3	3.30
Chris Terreri, Utica	39	20	15	3	3.42
Bob Mason, Halifax	23	11	7	1	3.43
Ron Tugnut, Halifax	24	14	7	2	3.46
Tom Draper, Moncton	54	27	17	5	3.46
Tim Cheveldae, Adirondack	30	20	8	0	3.47
Marc D'Amour, Hershey	39	19	13	3	3.51
Francois Gravel, Sherbrooke	33	12	10	3	3.51
Don Beaupre, Baltimore	30	14	12	2	3.57

## PLAYOFFS (BY GAMES)



## 1989-90 STANDINGS

NORTHERN DIVISION							
	GP	W	L	T	PTS	GF	GA
x-Sherbrooke	80	45	23	12	102	301	247
x-Cape Breton	80	39	34	7	85	317	306
x-Springfield	80	38	38	4	80	317	310
x-Halifax	80	37	37	6	80	317	300
Maine	80	31	38	11	73	294	317
Moncton	80	33	42	5	71	265	303
New Haven	80	32	41	7	71	283	316
SOUTHERN DIVISION							
	GP	W	L	T	PTS	GF	GA
x-Rochester	80	43	28	9	95	337	286
x-Adirondack	80	42	27	11	95	330	304
x-Baltimore	80	43	30	7	93	302	265
x-Utica	80	44	32	4	92	354	315
Newmarket	80	31	33	16	78	305	318
Hershey	80	32	38	10	74	298	296
Binghamton	80	11	60	9	31	229	366

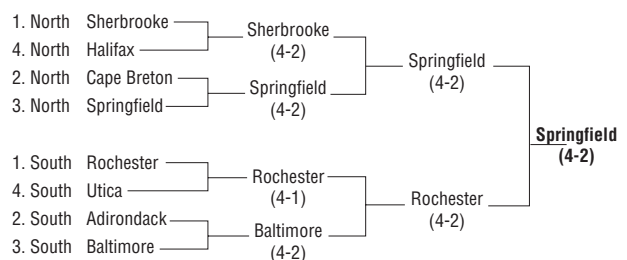
## LEADING SCORERS

	GP	G	A	PTS
Paul Ysebaert, Utica	74	53	52	105
Ross Fitzpatrick, Hershey	74	45	58	103
Mike Donnelly, Rochester	68	43	55	98
Mark Pederson, Sherbrooke	72	53	42	95
Don Biggs, Hershey	66	39	53	92
Murray Eaves, Adirondack	78	40	49	89
Claude Vilgrain, Utica	73	37	52	89
John LeBlanc, Cape Breton	77	54	34	88
Donald Audette, Rochester	70	42	46	88
Dale Krentz, Adirondack	74	38	50	88

## LEADING GOALTENDERS

	GP	W	L	T	GAA
Jean-Claude Bergeron, Sherbrooke	40	21	8	7	2.74
Andre Racicot, Sherbrooke	33	19	11	2	2.99
Jim Hrivnak, Baltimore	47	24	19	2	3.06
Scott Gordon, Halifax	48	28	16	3	3.33
Darcy Wakaluk, Rochester	56	31	16	4	3.35
Mike Greenlay, Cape Breton	46	19	18	5	3.38
Tom Draper, Moncton	51	20	24	3	3.52
Marc D'Amour, Hershey	43	15	20	6	3.54
Norm Foster, Maine	64	23	28	10	3.55
Bruce Hoffort, Hershey	40	16	18	4	3.65

## PLAYOFFS (BY GAMES)



# ALL-TIME STANDINGS AND LEADERS

## 1990-91 STANDINGS

NORTHERN DIVISION							
	GP	W	L	T	PTS	GF	GA
x-Springfield	80	43	27	10	96	348	281
x-Cape Breton	80	41	31	8	90	306	301
x-Moncton	80	36	32	12	84	270	267
x-Fredericton	80	36	35	9	81	295	292
x-Maine	80	34	34	12	80	269	284
Halifax	80	33	35	12	78	338	340
New Haven	80	24	45	11	59	246	324

SOUTHERN DIVISION							
	GP	W	L	T	PTS	GF	GA
x-Rochester	80	45	26	9	99	326	253
x-Binghamton	80	44	30	6	94	318	274
x-Baltimore	80	39	34	7	85	325	289
x-Hershey	80	33	35	12	78	313	324
x-Adirondack	80	33	37	10	76	320	346
Utica	80	36	42	2	74	325	346
Capital District	80	28	43	9	65	284	323
Newmarket	80	26	45	9	61	278	317

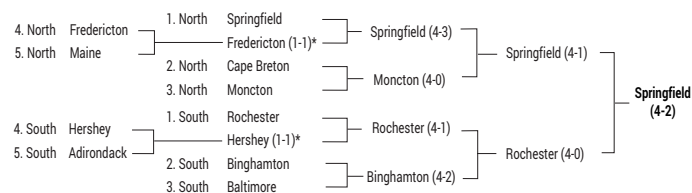
## LEADING SCORERS

	GP	G	A	PTS
Kevin Todd, Utica	75	37	81	118
Patrick Lebeau, Fredericton	69	50	51	101
Bill McDougall, Adirondack	71	47	53	100
Shaun Van Allen, Cape Breton	76	25	75	100
Jesse Belanger, Fredericton	75	40	58	98
Michel Picard, Springfield	77	56	40	96
James Black, Springfield	79	35	61	96
Neil Brady, Utica	77	33	63	96
Miroslav Ihnacak, Halifax	77	38	57	95
Dan Currie, Cape Breton	71	47	45	92

## LEADING GOALTENDERS

	GP	W	L	T	GAA
Andre Racicot, Fredericton	22	13	8	1	2.88
Darcy Wakaluk, Rochester	26	10	10	3	2.99
David Littman, Rochester	56	33	13	5	3.04
Kay Whitmore, Springfield	33	22	9	1	3.07
Mike O'Neill, Moncton	30	13	7	6	3.12
Olaf Kolzig, Baltimore	26	10	12	1	3.16
Mark Laforest, Binghamton	45	25	14	2	3.16
Tom Draper, Moncton	30	15	13	2	3.20
Jim Hrivnak, Baltimore	42	20	16	6	3.24
Matt DelGuidice, Maine	52	23	18	9	3.32

## PLAYOFFS (BY GAMES)



\*Fredericton and Hershey won the best-of-two Qualifying Series in super-overtime.

## 1991-92 STANDINGS

Atlantic Division							
	GP	W	L	T	PTS	GF	GA
x-Fredericton	80	43	27	10	96	314	254
x-St. John's	80	39	29	12	90	325	285
x-Cape Breton	80	36	34	10	82	336	330
x-Moncton	80	32	38	10	74	285	299
Halifax	80	25	38	17	67	280	324

NORTHERN DIVISION							
	GP	W	L	T	PTS	GF	GA
x-Springfield	80	43	29	8	94	308	277
x-Adirondack	80	40	36	4	84	335	309
x-New Haven	80	39	37	4	82	305	309
x-Capital District	80	32	37	11	75	261	289
Maine	80	23	47	10	56	296	352

SOUTHERN DIVISION							
	GP	W	L	T	PTS	GF	GA
x-Binghamton	80	41	30	9	91	318	277
x-Rochester	80	37	31	12	86	292	248
x-Hershey	80	36	33	11	83	313	337
x-Utica	80	34	40	6	74	268	313
Baltimore	80	28	42	10	66	287	320

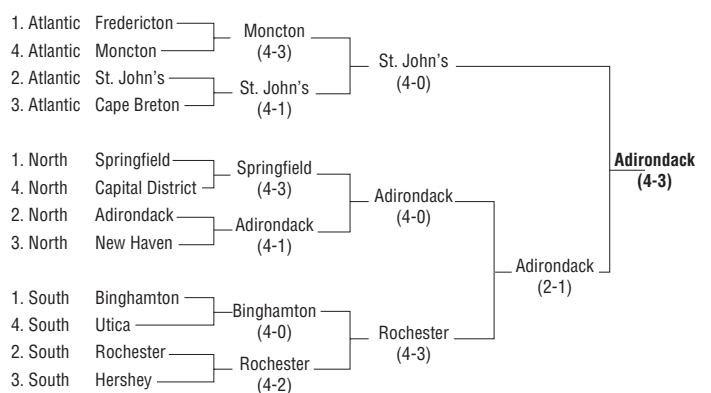
## LEADING SCORERS

	GP	G	A	PTS
Shaun Van Allen, Cape Breton	77	29	84	113
Tim Tookey, Hershey	80	36	69	105
Stan Drulia, New Haven	77	49	53	102
Peter Ciavaglia, Rochester	77	37	61	98
John Anderson, New Haven	68	41	54	95
Andrew McKim, St. John's	79	43	50	93
Greg Parks, Capital District	70	36	57	93
Dan Currie, Cape Breton	66	50	42	92
Simon Wheelton, Baltimore	78	38	53	91
Chris Tancill, Adirondack-Springfield	67	48	41	89
John Purves, Baltimore	78	43	46	89

## LEADING GOALTENDERS

	GP	W	L	T	GAA
Frederic Chabot, Fredericton	30	17	9	4	2.69
Felix Potvin, St. John's	35	18	10	6	2.93
David Littman, Rochester	60	28	20	9	2.95
Andre Racicot, Fredericton	28	14	8	5	3.10
Boris Rousson, Binghamton	38	16	15	6	3.26
John Tanner, Halifax	28	13	11	3	3.27
Mario Gosselin, Springfield	47	28	11	5	3.27
Mike O'Neill, Moncton	32	14	16	2	3.41
Mark Laforest, Binghamton	43	25	15	3	3.42
Scott King, Adirondack	33	14	14	3	3.53

## PLAYOFFS (BY GAMES)



# ALL-TIME STANDINGS AND LEADERS

## 1992-93 STANDINGS

ATLANTIC DIVISION							
	GP	W	L	T	PTS	GF	GA
x-St. John's	80	41	26	13	95	351	308
x-Fredericton	80	38	31	11	87	314	278
x-Cape Breton	80	36	32	12	84	356	336
x-Moncton	80	31	33	16	78	292	306
Halifax	80	33	37	10	76	312	348

NORTHERN DIVISION							
	GP	W	L	T	PTS	GF	GA
x-Providence	80	46	32	2	94	384	348
x-Adirondack	80	36	35	9	81	331	308
x-Capital District	80	34	34	12	80	280	285
x-Springfield	80	25	41	14	64	282	336
New Haven	80	22	47	11	55	262	343

SOUTHERN DIVISION							
	GP	W	L	T	PTS	GF	GA
x-Binghamton	80	57	13	10	124	392	246
x-Rochester	80	40	33	7	87	348	332
x-Utica	80	33	36	11	77	325	354
x-Baltimore	80	28	40	12	68	318	353
Hershey	80	27	41	12	66	316	339
Hamilton	80	29	45	6	64	284	327

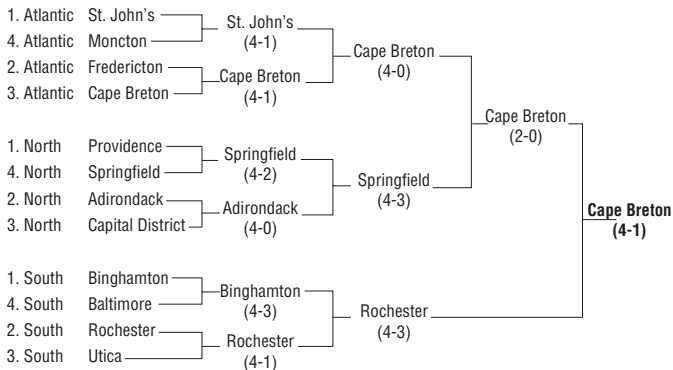
### LEADING SCORERS

	GP	G	A	PTS
Don Biggs, Binghamton	78	54	84	138
Iain Fraser, Capital District	74	41	69	110
Tim Tookey, Hershey	80	38	70	108
Chris Tancill, Adirondack	68	59	43	102
eter Ciavaglia, Rochester	64	35	67	102
Brian McReynolds, Binghamton	79	30	70	100
Dan Currie, Cape Breton	75	57	41	98
Tim Sweeney, Providence	60	41	55	96
Yanic Perreault, St. John's	79	49	46	95
Craig Duncanson, Binghamton	69	35	59	94

### LEADING GOALTENDERS

	GP	W	L	T	GAA
Corey Hirsch, Binghamton	46	35	4	5	2.79
Mike O'Neill, Moncton	30	13	10	4	3.20
Jamie McLennan, Capital District	38	17	14	6	3.23
Darrin Madeley, New Haven	41	10	16	9	3.32
Frederic Chabot, Fredericton	45	22	17	4	3.33
Les Kuntar, Fredericton	42	16	14	7	3.37
Allan Bester, Adirondack	41	16	15	5	3.52
Damian Rhodes, St. John's	52	27	16	8	3.59
Danny Lorenz, Capital District	44	16	17	5	3.63
Bob Mason, Hamilton	44	20	19	3	3.67

### PLAYOFFS (BY GAMES)



## 1993-94 STANDINGS

ATLANTIC DIVISION							
	GP	W	L	T	PTS	GF	GA
x-St. John's	80	45	23	12	102	360	287
x-Saint John	80	37	33	10	84	304	305
x-Moncton	80	37	36	7	81	310	303
x-Cape Breton	80	32	35	13	77	316	339
Fredericton	80	31	42	7	69	294	296
Prince Edward Island	80	23	49	8	54	269	356

NORTHERN DIVISION							
	GP	W	L	T	PTS	GF	GA
x-Adirondack	80	45	27	8	98	333	273
x-Portland	80	43	27	10	96	328	269
x-Albany	80	38	34	8	84	312	315
x-Springfield	80	29	38	13	71	309	327
Providence	80	28	39	13	69	283	319

SOUTHERN DIVISION							
	GP	W	L	T	PTS	GF	GA
x-Hershey	80	38	31	11	87	306	298
x-Hamilton	80	36	37	7	79	302	305
x-Cornwall	80	33	36	11	77	294	295
x-Rochester	80	31	34	15	77	277	300
Binghamton	80	33	38	9	75	312	322

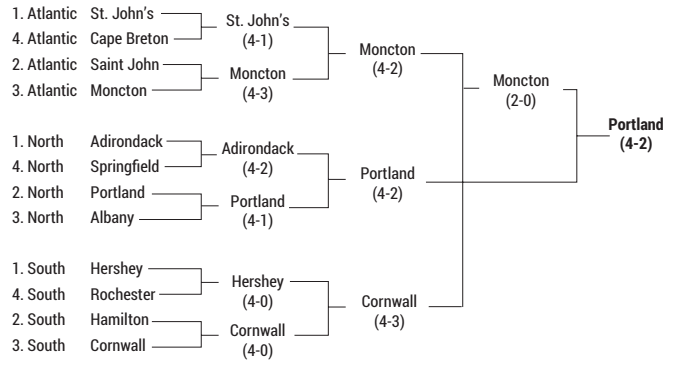
### LEADING SCORERS

	GP	G	A	PTS
Tim Taylor, Adirondack	79	36	81	117
Rich Chernomaz, St. John's	78	45	65	110
Stephane Morin, Hamilton	69	38	71	109
Jeff Nelson, Portland	80	34	73	107
Yanic Perreault, St. John's	62	45	60	105
Mitch Lamoureux, Hershey	80	45	60	105
Mike Tomlak, Springfield	79	44	56	100
Mark Pederson, Adirondack	62	52	45	97
Patrik Augusta, St. John's	77	53	43	96
Chris Snell, St. John's	75	22	74	96

### LEADING GOALTENDERS

	GP	W	L	T	GAA
Frederic Chabot, Hershey	31	13	6	7	2.80
Kevin Hodson, Adirondack	37	20	10	5	2.94
Martin Brochu, Fredericton	32	10	11	3	3.03
Olaf Kolzig, Portland	29	16	8	5	3.06
Byron Dafoe, Portland	47	24	16	4	3.34
Andrei Trefilov, Saint John	28	10	10	7	3.42
Scott LaGrand, Hershey	40	16	13	3	3.45
Stephane Beauregard, Moncton	37	18	11	6	3.49
Bill Horn, Rochester	25	9	9	5	3.49
Marcel Cousineau, St. John's	37	13	11	9	3.51

### PLAYOFFS (BY GAMES)



# ALL-TIME STANDINGS AND LEADERS

## 1994-95 STANDINGS

ATLANTIC DIVISION							
	GP	W	L	T	PTS	GF	GA
x-Prince Edward Island	80	41	31	8	90	305	271
x-St. John's	80	33	37	10	76	263	263
x-Fredericton	80	35	40	5	75	274	288
x-Saint John	80	27	40	13	67	250	286
Cape Breton	80	27	44	9	63	298	342

NORTHERN DIVISION							
	GP	W	L	T	PTS	GF	GA
x-Albany	80	46	17	17	109	293	219
x-Portland	80	46	22	12	104	333	233
x-Providence	80	39	30	11	89	300	268
x-Adirondack	80	32	38	10	74	271	294
Springfield	80	31	37	12	74	269	289
Worcester	80	24	45	11	59	234	300

SOUTHERN DIVISION							
	GP	W	L	T	PTS	GF	GA
x-Binghamton	80	43	30	7	93	302	261
x-Cornwall	80	38	33	9	85	236	248
x-Hershey	80	34	36	10	78	275	300
x-Rochester	80	35	38	7	77	300	304
Syracuse	80	29	42	9	67	288	325

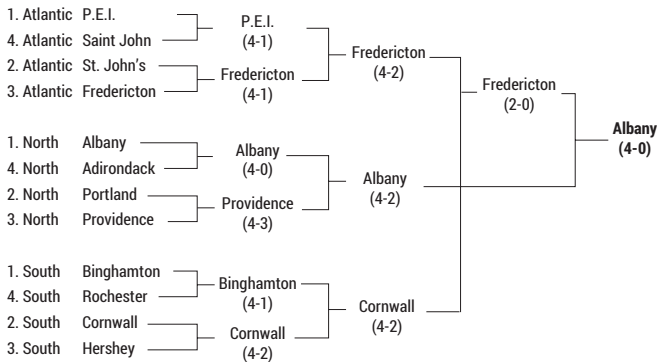
## LEADING SCORERS

	GP	G	A	PTS
Peter White, Cape Breton	65	36	69	105
Steve Larouche, Prince Edward Island	70	53	48	101
Andrew McKim, Adirondack	77	39	55	94
Ralph Intranuovo, Cape Breton	70	46	47	93
Brett Harkins, Providence	80	23	69	92
Todd Simon, Rochester	69	25	65	90
Michel Picard, Prince Edward Island	57	32	57	89
Mitch Lamoureux, Hershey	76	39	46	85
Jeff Nelson, Portland	64	33	50	83
Shawn McCosh, Binghamton	67	23	60	83

## LEADING GOALTENDERS

	GP	W	L	T	GAA
Corey Schwab, Albany	45	25	10	9	2.59
Garth Snow, Cornwall	62	32	20	7	2.73
Jim Carey, Portland	55	30	14	11	2.76
Mike Dunham, Albany	35	20	7	8	2.80
Scott Bailey, Providence	52	25	16	9	3.00
Marcel Cousineau, St. John's	58	22	27	6	3.07
Jean-Francois Labbe, Prince Edward Island	32	13	14	3	3.10
Corey Hirsch, Binghamton	57	31	20	5	3.11
Patrick Labrecque, Fredericton	35	15	17	1	3.26
Les Kuntar, Hershey	56	21	23	7	3.27

## PLAYOFFS (BY GAMES)



## 1995-96 STANDINGS

NORTHERN CONFERENCE										
ATLANTIC DIVISION										
	GP	W	L	T	OTL	PTS	GF	GA		
x-Prince Edward Island	80	38	33	6	3	85	303	313		
x-Saint John	80	35	30	11	4	85	272	264		
x-St. John's	80	31	31	14	4	80	248	274		
x-Fredericton	80	34	35	11	0	79	307	308		
Cape Breton	80	33	40	3	4	73	290	323		

NORTHERN DIVISION								
	GP	W	L	T	OTL	PTS	GF	GA
x-Springfield	80	42	22	11	5	100	272	215
x-Worcester	80	36	28	12	4	88	242	244
x-Portland	80	32	34	10	4	78	282	283
x-Providence	80	30	36	10	4	74	249	280

SOUTHERN CONFERENCE										
CENTRAL DIVISION										
	GP	W	L	T	OTL	PTS	GF	GA		
x-Albany	80	54	19	7	0	115	322	218		
x-Adirondack	80	38	32	8	2	86	271	247		
x-Rochester	80	37	34	5	4	83	294	297		
x-Cornwall	80	34	34	7	5	80	249	251		
x-Syracuse	80	31	37	5	7	74	257	307		

SOUTHERN DIVISION								
	GP	W	L	T	OTL	PTS	GF	GA
x-Binghamton	80	39	31	7	3	88	333	331
x-Hershey	80	36	30	11	3	86	301	287
x-Baltimore	80	33	36	9	2	77	279	299
Carolina	80	28	38	11	3	70	313	343

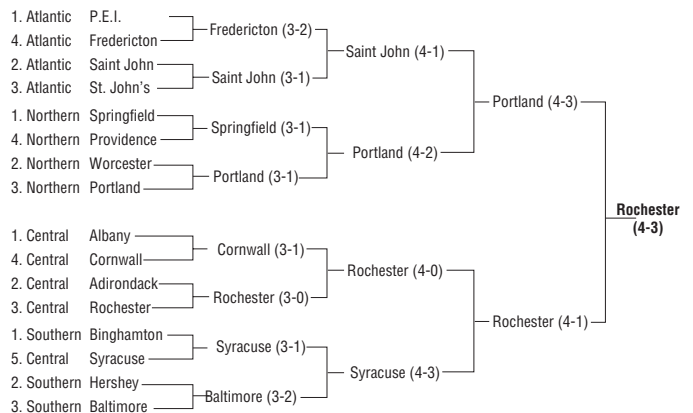
## LEADING SCORERS

	GP	G	A	PTS
Brad Smyth, Carolina	68	68	58	126
Jim Montgomery, Hershey	78	34	71	105
Mike Casselman, Carolina	70	34	68	102
Peter Ferraro, Binghamton	68	48	53	101
Gilbert Dionne, Carolina	55	43	58	101
Chris Ferraro, Binghamton	77	32	67	99
Craig Charron, Rochester	72	43	52	95
Jean-Yves Roy, P.E.I.	67	40	55	95
Dixon Ward, Rochester	71	38	56	94
Andrew Brunette, Portland	69	28	66	94
Brett Harkins, Carolina	55	23	71	94

## LEADING GOALTENDERS

	GP	W	L	T	GAA
Manny Legace, Springfield	37	20	12	4	2.27
Mike Dunham, Albany	44	30	10	2	2.52
Norm Maracle, Adirondack	54	24	18	6	2.75
Dwayne Roloson, Saint John	67	33	22	11	2.83
Jean-Francois Labbe, Cornwall	55	25	21	5	2.91
Eric Fichaud, Worcester	34	13	15	6	2.93
Peter Sidorkiewicz, Albany	32	19	7	5	2.95
Scott Langkow, Springfield	39	18	15	6	2.99
Mike Buzak, Worcester	30	9	10	5	3.05
Kevin Hodson, Adirondack	32	13	13	2	3.16

## PLAYOFFS (BY GAMES)



# ALL-TIME STANDINGS AND LEADERS

## 1996-97

### STANDINGS

#### northern CONFERENCE

CANADIAN DIVISION									
	GP	W	L	T	OTL	PTS	GF	GA	
x-St. John's	80	36	28	10	6	88	265	264	
x-Saint John	80	28	36	13	3	72	237	269	
x-Hamilton	80	28	39	9	4	69	220	276	
Fredericton	80	26	44	8	2	62	234	283	

EMPIRE STATE DIVISION									
	GP	W	L	T	OTL	PTS	GF	GA	
x-Rochester	80	40	30	9	1	90	298	257	
x-Adirondack	80	38	28	12	2	90	258	249	
x-Albany	80	38	28	9	5	90	269	231	
x-Syracuse	80	32	38	10	0	74	241	265	
x-Binghamton	80	27	38	13	2	69	245	300	

#### southern CONFERENCE

NEW ENGLAND DIVISION									
	GP	W	L	T	OTL	PTS	GF	GA	
x-Worcester	80	43	23	9	5	100	256	234	
x-Springfield	80	41	25	12	2	96	268	229	
x-Portland	80	37	26	10	7	91	279	264	
x-Providence	80	35	40	3	2	75	262	289	

MID-ATLANTIC DIVISION									
	GP	W	L	T	OTL	PTS	GF	GA	
x-Philadelphia	80	49	18	10	3	111	325	230	
x-Hershey	80	43	22	10	5	101	273	220	
x-Kentucky	80	36	35	9	0	81	278	284	
x-Baltimore	80	30	37	10	3	73	251	285	
Carolina	80	28	43	4	5	65	273	303	

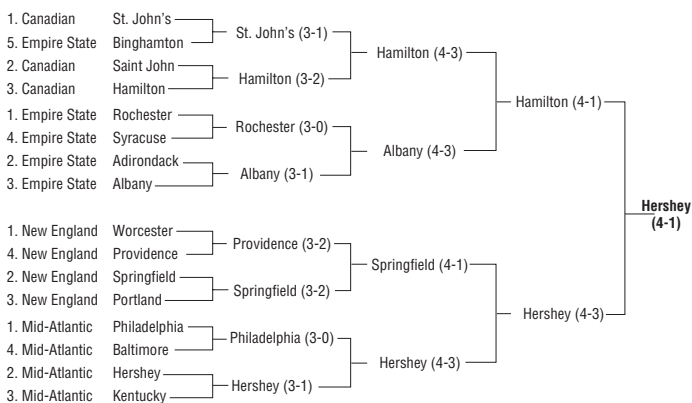
### LEADING SCORERS

	GP	G	A	PTS
Peter White, Philadelphia	80	44	61	105
Terry Yake, Rochester	78	34	67	101
Brian Wiseman, St. John's	71	33	62	95
Vaclav Prospal, Philadelphia	63	32	63	95
Patrik Juhlin, Philadelphia	78	31	60	91
Alexei Lojkin, Fredericton	79	33	56	89
Gilbert Dionne, Carolina	72	41	47	88
Blair Atcheynum, Hershey	77	42	45	87
Jan Caloun, Kentucky	66	43	43	86
Shawn McCosh, Philadelphia	79	30	51	81

### LEADING GOALTENDERS

	GP	W	L	T	GAA
Jean-Francois Labbe, Hershey	66	34	22	9	2.52
Scott Langkow, Springfield	33	15	9	7	2.64
Dominic Roussel, Philadelphia	36	18	9	3	2.66
Steve Passmore, Hamilton	27	12	12	3	2.68
Norm Maracle, Adirondack	68	34	22	9	2.70
Jamie McLennan, Worcester	39	18	13	4	2.79
Frederic Deschenes, Rochester	38	15	13	3	2.85
Neil Little, Philadelphia	54	31	12	7	2.89
Peter Sidorkiewicz, Albany	62	31	23	6	2.90
Don Beaupre, St. John's	47	24	16	4	2.93

### PLAYOFFS (BY GAMES)



## 1997-98

### STANDINGS

#### EASTERN CONFERENCE

ATLANTIC DIVISION									
	GP	W	L	T	OTL	PTS	GF	GA	
x-Saint John	80	43	24	13	0	99	231	201	
x-Fredericton	80	33	32	10	5	81	245	244	
x-Portland	80	33	33	12	2	80	241	247	
x-St. John's	80	25	32	18	5	73	233	254	

NEW ENGLAND DIVISION									
	GP	W	L	T	OTL	PTS	GF	GA	
x-Springfield	80	45	26	7	2	99	278	248	
x-Hartford	80	43	24	12	1	99	272	227	
x-New Haven	80	38	33	7	2	85	256	239	
x-Worcester	80	34	31	9	6	83	267	268	
Providence	80	19	49	7	5	50	211	301	

#### WESTERN CONFERENCE

EMPIRE DIVISION									
	GP	W	L	T	OTL	PTS	GF	GA	
x-Albany	80	43	20	11	6	103	290	223	
x-Hamilton	80	36	22	17	5	94	264	242	
x-Syracuse	80	35	32	11	2	83	272	285	
x-Adirondack	80	31	37	9	3	74	245	275	
x-Rochester	80	30	38	12	0	72	238	260	

MID-ATLANTIC DIVISION									
	GP	W	L	T	OTL	PTS	GF	GA	
x-Philadelphia	80	47	21	10	2	106	314	249	
x-Hershey	80	36	31	7	6	85	238	235	
x-Kentucky	80	29	39	9	3	70	241	278	
Cincinnati	80	23	37	13	7	66	243	303	

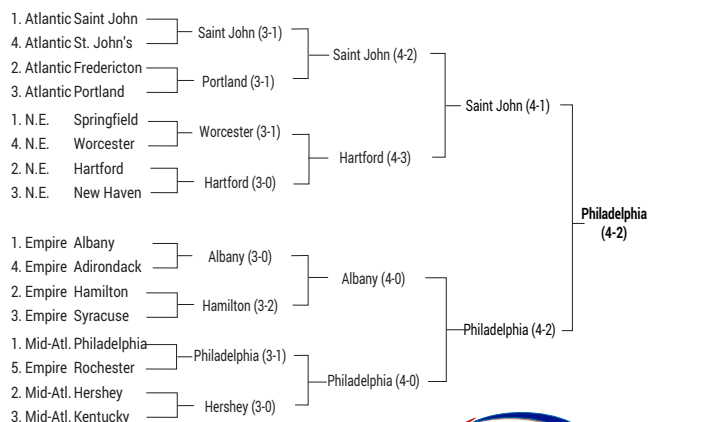
### LEADING SCORERS

	GP	G	A	PTS
Peter White, Philadelphia	80	27	78	105
Bob Wren, Cincinnati	77	42	58	100
Steve Guolla, Kentucky	69	37	63	100
Daniel Briere, Springfield	68	36	56	92
Stacy Roest, Adirondack	80	34	58	92
Craig Darby, Philadelphia	77	42	45	87
Craig Reichert, Cincinnati	78	28	59	87
Brendan Morrison, Albany	72	35	49	84
Alexei Yegorov, Kentucky	79	32	52	84
Craig Charron, Rochester	75	25	53	78

### LEADING GOALTENDERS

	GP	W	L	T	GAA
Richard Shulmistra, Albany	35	20	8	4	2.31
Robb Stauber, Hartford	39	20	10	6	2.40
Jean-Sebastien Giguere, Saint John	31	16	10	3	2.46
Tyler Moss, Saint John	39	19	10	7	2.49
Scott Langkow, Springfield	51	30	13	5	2.67
Petr Franek, Hershey	43	19	14	2	2.71
Jean-Francois Labbe, Hamilton	52	24	17	11	2.85
Jose Theodore, Fredericton	53	20	23	8	2.85
Mike Fountain, New Haven	50	25	19	5	2.85
Peter Sidorkiewicz, Albany	43	21	15	5	2.85

### PLAYOFFS (BY GAMES)





# ALL-TIME STANDINGS AND LEADERS

## 1998-99

### STANDINGS

#### EASTERN CONFERENCE

	ATLANTIC DIVISION						
	GP	W	L	T	OTL	PTS	GF GA
x-Lowell	80	33	32	13	2	81	219 237
x-St. John's	80	34	35	7	4	79	246 270
x-Fredericton	80	33	36	6	5	77	246 246
x-Saint John	80	31	40	8	1	71	238 296
Portland	80	23	48	7	2	55	214 273

	NEW ENGLAND DIVISION						
	GP	W	L	T	OTL	PTS	GF GA
x-Providence	80	56	16	4	4	120	321 223
x-Hartford	80	38	31	5	6	87	256 256
x-Springfield	80	35	35	9	1	80	245 232
x-Worcester	80	34	36	8	2	78	237 260
New Haven	80	33	35	7	5	78	240 250

#### WESTERN CONFERENCE

	EMPIRE DIVISION						
	GP	W	L	T	OTL	PTS	GF GA
x-Rochester	80	52	21	6	1	111	287 176
x-Albany	80	46	26	6	2	100	275 230
x-Hamilton	80	40	29	7	4	91	229 206
x-Adirondack	80	21	48	8	3	53	184 280
Syracuse	80	18	50	9	3	48	220 327

	MID-ATLANTIC DIVISION						
	GP	W	L	T	OTL	PTS	GF GA
x-Philadelphia	80	47	22	9	2	105	272 221
x-Kentucky	80	44	26	7	3	98	272 214
x-Hershey	80	37	32	10	1	85	242 224
x-Cincinnati	80	35	39	4	2	76	227 249

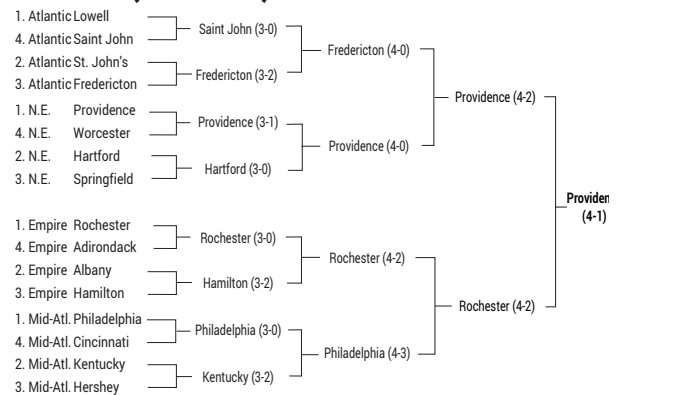
### LEADING SCORERS

	GP	G	A	PTS
Domenic Pittis, Rochester	76	38	66	104
Randy Robitaille, Providence	74	28	74	102
John Madden, Albany	75	38	60	98
Peter White, Philadelphia	77	31	59	90
Jim Montgomery, Philadelphia	78	29	58	87
Steve Brule, Albany	78	32	52	84
Richard Park, Philadelphia	75	41	42	83
Lonny Bohonos, St. John's	70	34	48	82
Shane Willis, New Haven	73	31	50	81
Craig Fisher, Rochester	70	29	52	81

### LEADING GOALTENDERS

	GP	W	L	T	GAA
Martin Biron, Rochester	52	36	13	3	2.07
Steve Passmore, Hamilton	54	24	21	7	2.23
Jim Carey, Providence	30	17	8	3	2.33
David Aebischer, Hershey	38	17	10	5	2.45
Sean Gauthier, Kentucky	40	18	15	6	2.50
Mike Buzak, Albany	48	22	13	3	2.57
Brian Boucher, Philadelphia	36	20	8	5	2.59
John Nabokov, Kentucky	43	26	14	1	2.62
Tom Askey, Cincinnati	53	21	22	3	2.72
Marcel Cousineau, Lowell	53	26	17	7	2.75

### PLAYOFFS (BY GAMES)



## 1999-2000

### STANDINGS

#### EASTERN CONFERENCE

	ATLANTIC DIVISION						
	GP	W	L	T	OTL	PTS	GF GA
x-Quebec	80	37	34	5	4	83	227 238
x-Saint John	80	32	32	11	5	80	267 283
x-Lowell	80	33	36	7	4	77	228 240
St. John's	80	23	45	8	4	58	202 277

	NEW ENGLAND DIVISION						
	GP	W	L	T	OTL	PTS	GF GA
x-Hartford	80	49	22	7	2	107	249 198
x-Portland	80	46	23	10	1	103	256 202
x-Worcester	80	34	31	11	4	83	249 250
x-Springfield	80	33	35	11	1	78	272 252
x-Providence	80	33	38	6	3	75	231 269

#### WESTERN CONFERENCE

	EMPIRE DIVISION						
	GP	W	L	T	OTL	PTS	GF GA
x-Rochester	80	46	22	9	3	104	247 201
x-Syracuse	80	35	35	9	1	80	290 294
x-Hamilton	80	27	34	13	6	73	225 262
x-Albany	80	30	40	7	3	70	225 250
Wilkes-Barre/Scranton	80	23	43	9	5	60	236 306

	MID-ATLANTIC DIVISION						
	GP	W	L	T	OTL	PTS	GF GA
x-Kentucky	80	42	25	9	4	97	250 211
x-Hershey	80	43	29	5	3	94	297 267
x-Philadelphia	80	44	31	3	2	93	281 239
x-Louisville	80	42	30	7	1	92	278 254
Cincinnati	80	30	37	9	4	73	227 244

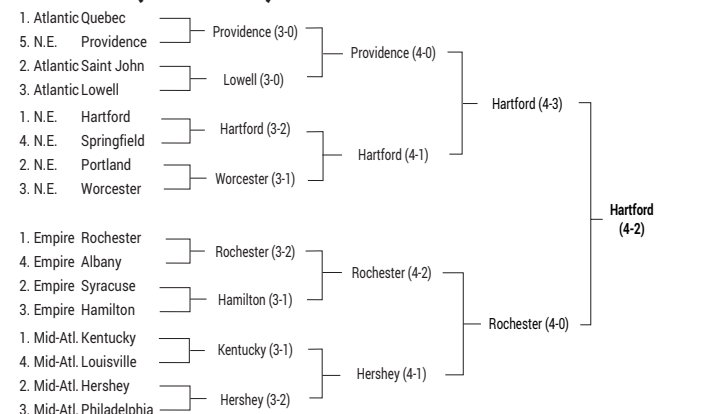
### LEADING SCORERS

	GP	G	A	PTS
Christian Matte, Hershey	73	43	61	104
Mike Maneluk, Philadelphia	73	47	40	87
Mark Greig, Philadelphia	68	34	48	82
Derek Armstrong, Hartford	77	28	54	82
Serge Aubin, Hershey	58	42	38	80
Mike Craig, Kentucky	76	39	39	78
Brad Smyth, Hartford	80	39	37	76
Steve Brule, Albany	75	30	46	76
Eric Boguniecki, Louisville	57	33	42	75
Daniel Cleary, Hamilton	58	22	52	74

### LEADING GOALTENDERS

	GP	W	L	T	GAA
Milan Hnilicka, Hartford	36	22	11	0	2.15
Martin Brochu, Portland	54	32	15	6	2.18
Mika Noronen, Rochester	54	33	13	4	2.18
Miikka Kiprusoff, Kentucky	47	23	19	4	2.48
Jean-Francois Labbe, Hartford	49	27	13	7	2.52
Dan Murphy, Philadelphia	38	17	13	1	2.59
Johan Hedberg, Kentucky	33	18	9	5	2.68
Sean Gauthier, Louisville	39	24	12	2	2.71
Brent Johnson, Worcester	58	24	27	5	2.91
Travis Scott, Lowell	46	15	23	3	2.91

### PLAYOFFS (BY GAMES)



# ALL-TIME STANDINGS AND LEADERS

## 2000-01 STANDINGS

### EASTERN CONFERENCE

#### CANADIAN DIVISION

	GP	W	L	T	OTL	PTS	GF	GA
x-Saint John	80	44	24	7	5	100	269	210
x-Quebec	80	41	32	3	4	89	264	252
x-St. John's	80	35	35	8	2	80	247	244
Hamilton	80	28	41	6	5	67	227	281

#### NEW ENGLAND DIVISION

	GP	W	L	T	OTL	PTS	GF	GA
x-Worcester	80	48	20	9	3	108	264	205
x-Hartford	80	40	26	8	6	94	263	247
x-Providence	80	35	31	10	4	84	245	242
x-Lowell	80	35	35	5	5	80	225	244
x-Portland	80	34	40	4	2	74	250	280
Springfield	80	29	37	8	6	72	253	280

### WESTERN CONFERENCE

#### SOUTHERN DIVISION

	GP	W	L	T	OTL	PTS	GF	GA
x-Kentucky	80	42	25	12	1	97	273	212
x-Cincinnati	80	41	26	9	4	95	254	240
x-Norfolk	80	36	26	13	5	90	241	208
Louisville	80	21	51	5	3	50	200	285

#### MID-ATLANTIC DIVISION

	GP	W	L	T	OTL	PTS	GF	GA
x-Rochester	80	46	22	9	3	104	224	192
x-Wilkes-Barre/Scranton	80	36	33	9	2	83	252	248
x-Syracuse	80	33	30	12	5	83	235	254
x-Philadelphia	80	36	34	5	5	82	246	244
x-Hershey	80	34	39	4	3	75	216	234
Albany	80	30	40	6	4	70	216	262

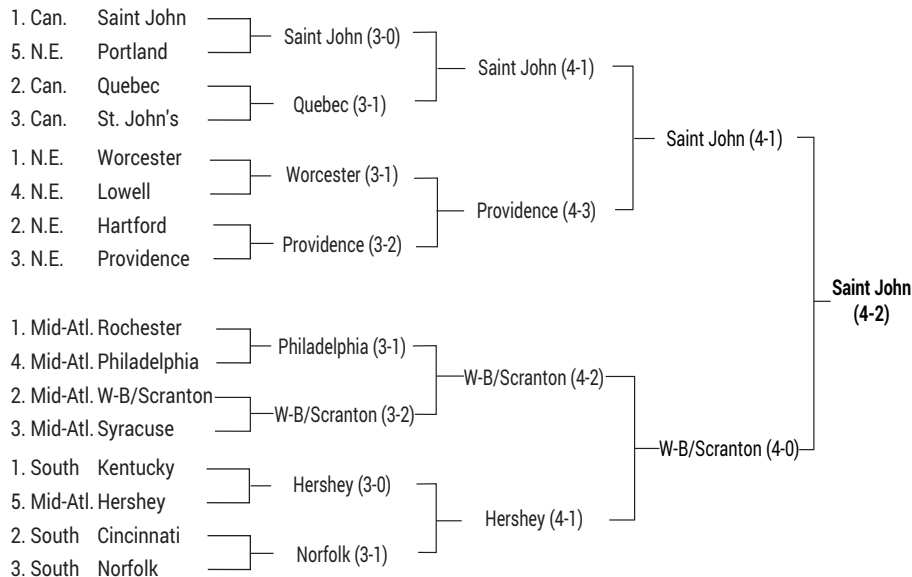
### LEADING SCORERS

	GP	G	A	PTS
Derek Armstrong, Hartford	75	32	69	101
Jean-Guy Trudel, Springfield	80	34	65	99
Ryan Kraft, Kentucky	77	38	50	88
Mark Greig, Philadelphia	74	31	57	88
Brad Smyth, Hartford	77	50	29	79
Bill Bowler, Syracuse	72	21	58	79
Mikael Samuelsson, Kentucky	66	32	46	78
Marty Murray, Saint John	56	24	52	76
Jim Montgomery, Kentucky	55	22	52	74
Steve Bancroft, Kentucky	80	23	50	73

### LEADING GOALTENDERS

	GP	W	L	T	GAA
Dwayne Roloson, Worcester	52	32	15	5	2.17
Mika Noronen, Rochester	47	26	15	5	2.18
Miikka Kiprusoff, Kentucky	36	19	9	6	2.24
Rich Parent, Wilkes-Barre/Scranton	35	17	12	5	2.35
Jeff Maund, Norfolk	42	20	12	7	2.36
Mike Minard, St. John's	43	23	10	4	2.42
Levente Szuper, Saint John	34	16	10	2	2.50
Travis Scott, Lowell	34	16	15	1	2.52
Tom Askey, Rochester	29	15	8	4	2.55
Martin Brochu, Saint John	55	27	19	5	2.60

### PLAYOFFS (BY GAMES)



# ALL-TIME STANDINGS AND LEADERS

## 2001-02

### STANDINGS

#### EASTERN CONFERENCE

EAST DIVISION								
GP	W	L	T	OTL	PTS	GF	GA	
x-Bridgeport (1)	80	43	25	8	4	98	240	192
x-Hartford (4)	80	41	26	10	3	95	249	243
x-Providence (10)	80	35	33	8	4	82	190	223
Springfield	80	35	41	2	2	74	213	237
Albany	80	14	42	12	12	52	172	271
NORTH DIVISION								
GP	W	L	T	OTL	PTS	GF	GA	
x-Lowell (2)	80	41	25	11	3	96	229	209
x-Manchester (5)	80	38	28	11	3	90	236	225
x-Worcester (8)	80	39	33	7	1	86	245	218
Portland	80	30	31	15	4	79	220	225
CANADIAN DIVISION								
GP	W	L	T	OTL	PTS	GF	GA	
x-Quebec (3)	80	35	27	15	3	88	257	254
x-Hamilton (6)	80	37	30	10	3	87	247	205
x-St. John's (7)	80	34	27	17	2	87	256	240
x-Manitoba (9)	80	39	33	4	4	86	270	260
Saint John	80	29	34	13	4	75	182	202

#### WESTERN CONFERENCE

WEST DIVISION								
GP	W	L	T	OTL	PTS	GF	GA	
x-Grand Rapids (2)	80	42	27	11	0	95	217	178
x-Houston (4)	80	39	26	10	5	93	234	232
x-Utah (5)	80	40	29	6	5	91	240	225
x-Chicago (7)	80	37	31	7	5	86	250	236
Milwaukee	80	30	35	10	5	75	198	207
CENTRAL DIVISION								
GP	W	L	T	OTL	PTS	GF	GA	
x-Syracuse (1)	80	39	23	13	5	96	228	193
x-Rochester (9)	80	32	30	15	3	82	206	211
x-Cincinnati (10)	80	33	33	11	3	80	216	211
Cleveland	80	29	40	7	4	69	223	268
SOUTH DIVISION								
GP	W	L	T	OTL	PTS	GF	GA	
x-Norfolk (3)	80	38	26	12	4	92	222	205
x-Hershey (6)	80	36	27	11	6	89	200	193
x-Philadelphia (8)	80	33	27	15	5	86	206	210
Wilkes-Barre/Scranton	80	20	44	13	3	56	201	274

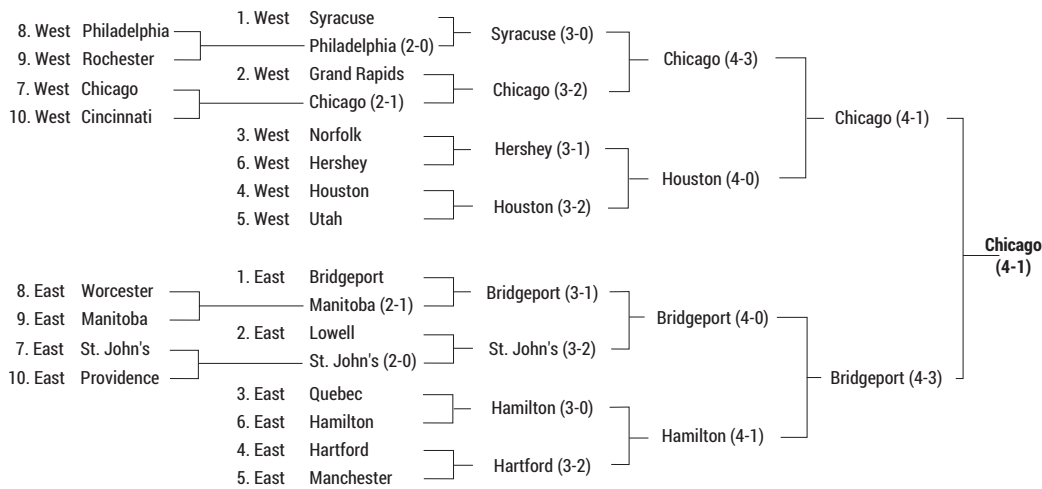
#### LEADING SCORERS

	GP	G	A	PTS
Donald MacLean, St. John's	75	33	54	87
Eric Boguniecki, Worcester	63	38	46	84
Rob Brown, Chicago	80	29	54	83
Brad Smyth, Hartford	79	34	48	82
Jason Chimera, Hamilton	77	26	51	77
Justin Papineau, Worcester	75	38	38	76
Eric Landry, Quebec	63	32	43	75
Brian Swanson, Hamilton	65	34	39	73
Bob Wren, St. John's	69	24	49	73
Rico Fata, Hartford	61	35	36	71
Jim Montgomery, Utah	71	28	43	71
Craig Darby, Quebec	66	16	55	71

#### LEADING GOALTENDERS

	GP	W	L	T	GAA
Martin Prusek, Grand Rapids	33	18	8	5	1.83
Neil Little, Philadelphia	35	13	15	7	2.02
Philippe Sauve, Hershey	55	25	20	6	2.13
Michael Leighton, Norfolk	52	27	16	8	2.14
Jean-Francois Labbe, Syracuse	51	27	16	7	2.18
Travis Scott, Manchester	39	21	12	3	2.30
Rick DiPietro, Bridgeport	59	30	22	7	2.32
Wade Flaherty, Utah	45	22	13	5	2.35
Marc Lamothe, Hamilton	45	22	19	2	2.38
Jan Lasak, Milwaukee	34	12	18	3	2.39

#### PLAYOFFS (BY GAMES)



# ALL-TIME STANDINGS AND LEADERS

## 2002-03

### STANDINGS

#### EASTERN CONFERENCE

	EAST DIVISION							
	GP	W	L	T	OTL	PTS	GF	GA
x-Binghamton (3)	80	43	26	9	2	97	239	207
x-Bridgeport (5)	80	40	26	11	3	94	219	198
x-Hartford (7)	80	33	27	12	8	86	255	236
x-Springfield (10)	80	34	38	7	1	76	202	243
Albany	80	25	37	11	7	68	197	235

	NORTH DIVISION							
	GP	W	L	T	OTL	PTS	GF	GA
x-Providence (2)	80	44	20	11	5	104	268	227
x-Manchester (4)	80	40	23	11	6	97	254	209
x-Worcester (6)	80	35	27	15	3	88	235	220
x-Portland (8)	80	33	28	13	6	85	221	195
Lowell	80	19	51	7	3	48	175	275

	CANADIAN DIVISION							
	GP	W	L	T	OTL	PTS	GF	GA
x-Hamilton (1)	80	49	19	8	4	110	279	191
x-Manitoba (9)	80	37	33	8	2	84	229	228
St. John's	80	32	40	6	2	72	236	285
Saint John	80	32	41	6	1	71	203	223

#### WESTERN CONFERENCE

	WEST DIVISION							
	GP	W	L	T	OTL	PTS	GF	GA
x-Houston (2)	80	47	23	7	3	104	266	222
x-Chicago (4)	80	43	25	8	4	98	276	237
x-San Antonio (6)	80	36	29	11	4	87	235	226
x-Milwaukee (7)	80	32	27	14	7	85	247	251
x-Utah (9)	80	37	34	4	5	83	227	243

	CENTRAL DIVISION							
	GP	W	L	T	OTL	PTS	GF	GA
x-Grand Rapids (1)	80	48	22	8	2	106	240	177
x-Rochester (10)	80	31	30	14	5	81	219	221
Cincinnati	80	26	35	13	6	71	202	242
Syracuse	80	27	41	8	4	66	201	256
Cleveland	80	22	48	5	5	54	203	286

	SOUTH DIVISION							
	GP	W	L	T	OTL	PTS	GF	GA
x-Norfolk (3)	80	37	26	12	5	91	201	187
x-Hershey (5)	80	36	27	14	3	89	217	209
x-Wilkes-Barre/Scranton (8)	80	36	32	7	5	84	245	248
Philadelphia	80	33	33	6	8	80	198	212

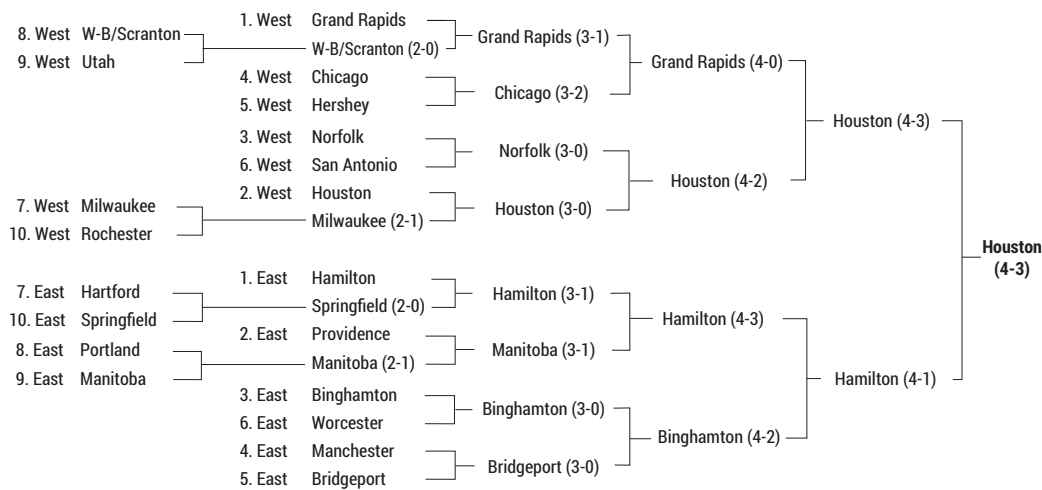
#### LEADING SCORERS

	GP	G	A	PTS
Steve Maltais, Chicago	79	30	56	86
Jean-Guy Trudel, Houston	79	31	54	85
Michel Picard, Grand Rapids	78	32	52	84
Mark Mowers, Grand Rapids	78	34	47	81
Simon Gamache, Chicago	76	35	42	77
Darren Haydar, Milwaukee	75	29	46	75
Cory Larose, Houston-Hartford	82	27	48	75
Mark Greig, Philadelphia	73	30	44	74
Keith Aucoin, Providence	78	25	49	74
Craig Darby, Albany	76	23	51	74

#### LEADING GOALTENDERS

	GP	W	L	T	GAA
Craig Anderson, Norfolk	32	15	11	5	1.94
Marc Lamothe, Grand Rapids	60	33	18	8	2.13
Rick DiPietro, Bridgeport	34	16	10	8	2.14
Cristobal Huet, Manchester	30	16	8	5	2.29
Ryan Miller, Rochester	47	23	18	5	2.34
Philippe Sauve, Hershey	60	26	20	12	2.37
Maxime Ouellet, Portland	48	22	16	7	2.40
Curtis Sanford, Worcester	41	18	14	8	2.41
Ray Emery, Binghamton	50	27	17	6	2.42
Travis Scott, Manchester	50	23	19	5	2.46

#### PLAYOFFS (BY GAMES)



# ALL-TIME STANDINGS AND LEADERS

## 2003-04

### STANDINGS

#### EASTERN CONFERENCE

ATLANTIC DIVISION									
	GP	W	L	T	OTL	PTS	GF	GA	
x-Hartford	80	44	22	12	2	102	198	153	
x-Manchester	80	40	28	7	5	92	223	181	
x-Worcester	80	37	27	13	3	90	207	186	
x-Providence	80	36	29	11	4	87	170	170	
x-Portland	80	32	27	13	8	85	156	160	
Lowell	80	32	36	6	6	76	208	242	
Springfield	80	26	43	9	2	63	179	234	

EAST DIVISION									
	GP	W	L	T	OTL	PTS	GF	GA	
x-Philadelphia	80	46	25	7	2	101	216	168	
x-Bridgeport	80	41	23	12	4	98	178	140	
x-Wilkes-Barre/Scranton	80	34	28	10	8	86	197	197	
x-Binghamton	80	34	34	9	3	80	210	216	
x-Norfolk	80	35	36	4	5	79	172	187	
Hershey	80	33	34	8	5	*78	203	218	
Albany	80	21	39	11	9	62	182	257	

#### WESTERN CONFERENCE

NORTH DIVISION									
	GP	W	L	T	OTL	PTS	GF	GA	
x-Hamilton	80	41	25	10	4	96	235	191	
x-Syracuse	80	38	25	10	7	93	239	235	
x-Rochester	80	37	28	10	5	89	207	188	
x-Cleveland	80	37	28	8	7	89	235	220	
x-Toronto	80	35	34	8	3	81	219	224	
Manitoba	80	32	35	11	2	77	214	232	
St. John's	80	32	36	8	4	76	225	265	

WEST DIVISION									
	GP	W	L	T	OTL	PTS	GF	GA	
x-Milwaukee	80	46	24	7	3	102	269	191	
x-Grand Rapids	80	44	28	8	0	96	195	166	
x-Chicago	80	42	26	9	3	96	246	208	
x-Houston	80	28	34	14	4	74	197	220	
x-Cincinnati	80	29	37	13	1	72	188	211	
San Antonio	80	30	42	8	0	68	191	231	
Utah	80	27	42	6	5	65	162	230	

\*Hershey forfeited point for OTL, Apr. 11 vs. Philadelphia [Rule 89(a)(5) - Pulling Goaltender in Overtime]

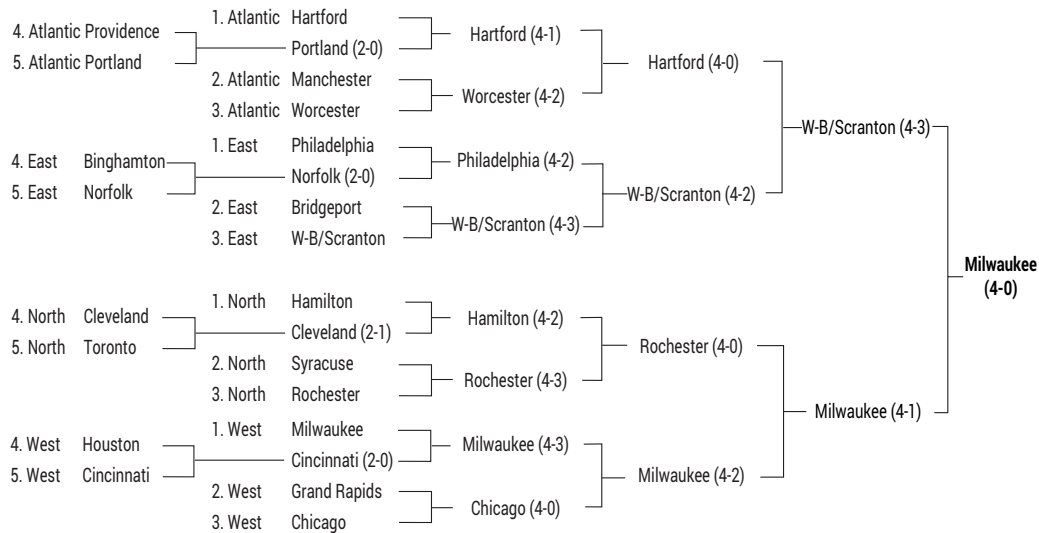
### LEADING SCORERS

	GP	G	A	PTS
Pavel Rosa, Manchester	77	39	49	88
Domenic Pittis, Rochester	75	20	57	77
Miroslav Zalesak, Cleveland	72	35	40	75
Eric Perrin, Hershey	71	21	54	75
Kirby Law, Philadelphia	74	32	41	73
Brad Boyes, Cleveland-Providence	78	31	41	72
Steve Kelly, Manchester	59	21	49	70
Donald MacLean, Syracuse	77	27	42	69
Craig Darby, Albany	77	21	48	69
Jeff Hamilton, Bridgeport	67	43	25	68

### LEADING GOALTENDERS

	GP	W	L	T	GAA
Wade Dubielewicz, Bridgeport	33	20	8	5	1.38
Jason LaBarbera, Hartford	59	34	9	9	1.59
Tim Thomas, Providence	43	20	16	6	1.84
Dieter Kochan, Bridgeport	45	20	17	7	1.87
Adam Hauser, Manchester	43	20	15	7	1.84
Neil Little, Philadelphia	34	21	12	1	1.96
Joey MacDonald, Grand Rapids	39	22	12	3	1.97
Maxime Ouellet, Portland	52	15	29	8	1.99
Antero Niittymaki, Philadelphia	49	24	13	6	2.02
Marc Lamothe, Grand Rapids	43	21	16	5	2.06

### PLAYOFFS (BY GAMES)



# ALL-TIME STANDINGS AND LEADERS

## 2004-05

### STANDINGS

#### EASTERN CONFERENCE

ATLANTIC DIVISION								
GP	W	L	OTL	SOL	PTS	GF	GA	
x-Manchester	80	51	21	4	4	110	258	176
x-Hartford	80	50	24	3	3	106	206	160
x-Lowell	80	47	27	1	5	100	242	190
x-Providence	80	40	30	3	7	90	211	202
Worcester	80	39	34	4	3	85	212	223
Portland	80	34	34	6	6	80	175	242
Springfield	80	24	47	6	3	57	161	255
EAST DIVISION								
GP	W	L	OTL	SOL	PTS	GF	GA	
x-Binghamton	80	47	21	5	7	106	276	217
x-Philadelphia	80	48	25	3	4	103	235	185
x-Norfolk	80	43	30	1	6	93	200	188
x-Wilkes-Barre/Scranton	80	39	27	7	7	92	227	219
Hershey	80	39	37	2	2	82	207	226
Bridgeport	80	37	38	4	1	79	192	222
Albany	80	29	38	7	6	71	198	248

#### WESTERN CONFERENCE

NORTH DIVISION								
GP	W	L	OTL	SOL	PTS	GF	GA	
x-Rochester	80	51	19	4	6	112	243	208
x-St. John's	80	46	28	1	5	98	244	232
x-Manitoba	80	44	26	3	7	98	243	210
x-Hamilton	80	38	29	7	6	89	225	210
Syracuse	80	36	33	7	4	83	215	230
Edmonton	80	32	33	4	11	79	201	223
Cleveland	80	35	37	2	6	78	200	226
WEST DIVISION								
GP	W	L	OTL	SOL	PTS	GF	GA	
x-Chicago	80	49	24	5	2	105	245	211
x-Milwaukee	80	47	24	4	5	103	247	207
x-Cincinnati	80	44	31	1	4	93	206	191
x-Houston	80	40	28	6	6	92	212	195
Grand Rapids	80	41	35	2	2	86	200	200
San Antonio	80	27	45	3	5	62	156	232
Utah	80	23	50	2	5	53	156	265

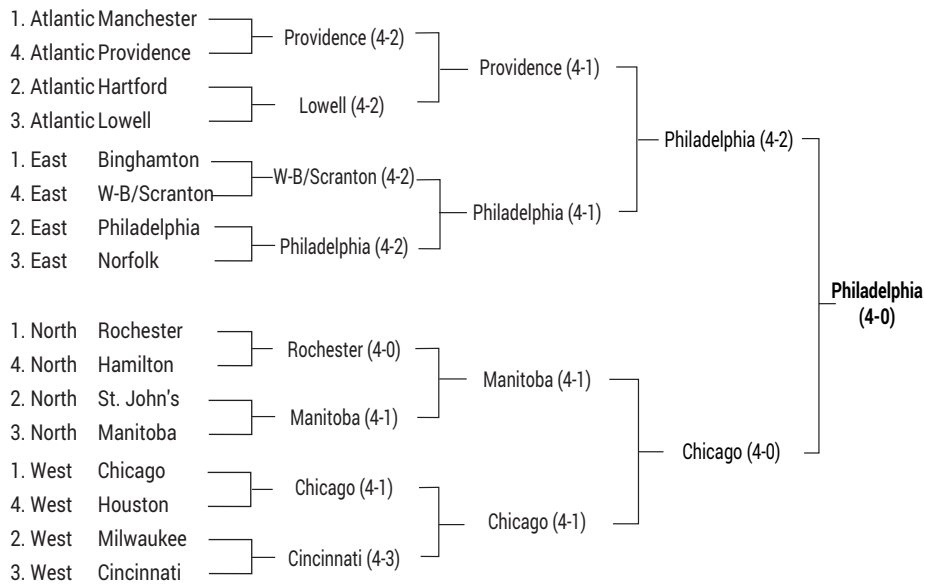
#### LEADING SCORERS

	GP	G	A	PTS
Jason Spezza, Binghamton	80	32	85	117
Mike Cammalleri, Manchester	79	46	63	109
David Ling, St. John's	80	28	60	88
Kyle Wellwood, St. John's	80	38	49	87
Simon Gamache, Milwaukee	80	29	57	86
Peter Sarno, Manitoba	80	16	66	82
Andy Hilbert, Providence	79	37	42	79
Chris Taylor, Rochester	79	21	58	79
Denis Hamel, Binghamton	80	39	39	78
Eric Staal, Lowell	77	26	51	77

#### LEADING GOALTENDERS

	GP	W	L	SOL	GAA
Steve Valiquette, Hartford	35	19	11	1	1.77
Jason LaBarbera, Hartford	53	31	16	2	1.84
Adam Hauser, Manchester	32	19	11	0	1.93
Cam Ward, Lowell	50	27	17	3	1.99
Josh Harding, Houston	42	21	16	3	2.01
Michael Leighton, Norfolk	41	20	16	3	2.02
Hannu Toivonen, Providence	54	29	18	3	2.05
Antero Niittymaki, Philadelphia	58	33	21	4	2.07
Frederic Cassivi, Cincinnati	46	25	18	2	2.07
Mathieu Garon, Manchester	52	32	14	4	2.12

#### PLAYOFFS (BY GAMES)



# ALL-TIME STANDINGS AND LEADERS

## 2005-06

### STANDINGS

#### EASTERN CONFERENCE

ATLANTIC DIVISION								
	GP	W	L	OTL	SOL	PTS	GF	GA
x-Portland	80	53	19	5	3	114	306	241
x-Hartford	80	48	24	2	6	104	292	241
x-Manchester	80	43	30	3	4	93	236	230
x-Providence	80	43	31	1	5	92	254	217
Lowell	80	29	37	6	8	72	222	257
Springfield	80	28	43	3	6	65	220	312
Albany	80	25	48	4	3	57	206	278
EAST DIVISION								
	GP	W	L	OTL	SOL	PTS	GF	GA
x-Wilkes-Barre/Scranton	80	51	18	5	6	113	249	178
x-Hershey	80	44	21	5	10	103	262	234
x-Norfolk	80	43	29	4	4	94	259	246
x-Bridgeport	80	38	33	6	3	85	246	253
Binghamton	80	35	37	4	4	78	258	295
Philadelphia	80	34	37	2	7	77	197	232

#### WESTERN CONFERENCE

NORTH DIVISION								
	GP	W	L	OTL	SOL	PTS	GF	GA
x-Grand Rapids	80	55	20	1	4	115	323	247
x-Syracuse	80	47	25	5	3	102	272	251
x-Manitoba	80	44	24	7	5	100	243	217
x-Toronto	80	41	29	6	4	92	270	263
Rochester	80	37	39	2	2	78	261	270
Hamilton	80	35	41	0	4	74	225	251
Cleveland	80	27	48	2	3	59	210	302
WEST DIVISION								
	GP	W	L	OTL	SOL	PTS	GF	GA
x-Milwaukee	80	49	21	6	4	108	268	234
x-Houston	80	50	24	3	3	106	285	242
x-Peoria	80	46	26	3	5	100	253	226
x-Iowa	80	41	31	1	7	90	238	228
Chicago	80	36	32	4	8	84	278	275
Omaha	80	35	31	3	11	84	206	221
San Antonio	80	23	50	3	4	53	153	251

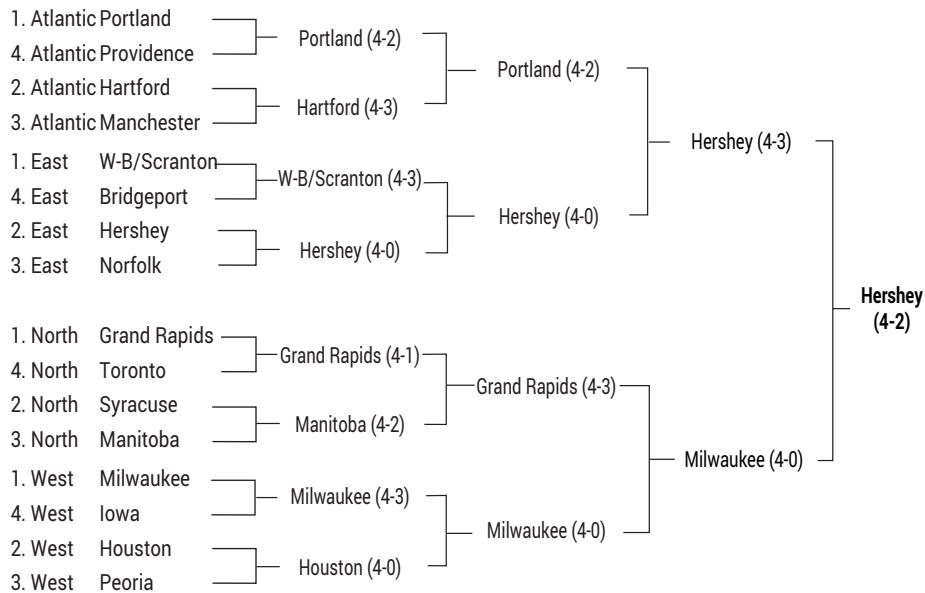
#### LEADING SCORERS

	GP	G	A	PTS
Kirby Law, Houston	80	43	67	110
Erik Westrum, Houston	71	34	64	98
Jiri Hudler, Grand Rapids	76	36	60	96
Patrick O'Sullivan, Houston	78	47	46	93
Darren Haydar, Milwaukee	80	35	57	92
Denis Hamel, Binghamton	77	56	35	91
Donald MacLean, Grand Rapids	76	56	32	88
Brad Smyth, Manchester-Hartford	80	34	52	86
Ryan Shannon, Portland	71	27	59	86
Keith Aucoin, Lowell	72	29	56	85

#### LEADING GOALTENDERS

	GP	W	L	SOL	GAA
Dany Sabourin, Wilkes-Barre/Scranton	49	30	14	4	2.26
Wade Flaherty, Manitoba	49	26	17	4	2.40
Brent Krahn, Omaha	57	26	20	9	2.50
Mike Smith, Iowa	50	25	19	6	2.50
Curtis McElhinney, Omaha	33	9	14	2	2.52
Martin Houle, Philadelphia	40	18	18	1	2.54
Jordan Sigalet, Providence	37	19	11	2	2.55
Adam Hauser, Manchester	45	22	17	2	2.56
Jimmy Howard, Grand Rapids	38	27	6	2	2.58
Frederic Cassivi, Hershey	61	34	19	6	2.59

#### PLAYOFFS (BY GAMES)



# ALL-TIME STANDINGS AND LEADERS

## 2006-07

### STANDINGS

#### EASTERN CONFERENCE

ATLANTIC DIVISION								
	GP	W	L	OTL	SOL	PTS	GF	GA
x-Manchester	80	51	21	7	1	110	242	182
x-Hartford	80	47	29	3	1	98	231	201
x-Providence	80	44	30	2	4	94	251	218
x-Worcester	80	41	28	3	8	93	247	244
Lowell	80	38	30	6	6	88	212	220
Portland	80	37	31	3	9	86	225	232
Springfield	80	28	49	1	2	59	181	268

EAST DIVISION								
	GP	W	L	OTL	SOL	PTS	GF	GA
x-Hershey	80	51	17	6	6	114	305	219
x-Wilkes-Barre/Scranton	80	51	23	2	4	108	276	221
x-Norfolk	80	50	22	6	2	108	301	257
x-Albany	80	37	36	4	3	81	246	258
Bridgeport	80	36	37	1	6	79	229	267
Philadelphia	80	31	41	2	6	70	222	271
Binghamton	80	23	48	4	5	55	225	323

#### WESTERN CONFERENCE

NORTH DIVISION								
	GP	W	L	OTL	SOL	PTS	GF	GA
x-Manitoba	80	45	23	7	5	102	232	201
x-Rochester	80	48	30	1	1	98	269	250
x-Hamilton	80	43	28	3	6	95	243	208
x-Grand Rapids	80	37	32	6	5	85	226	244
Syracuse	80	34	34	4	8	80	250	248
Toronto	80	34	39	2	5	75	220	270

WEST DIVISION								
	GP	W	L	OTL	SOL	PTS	GF	GA
x-Omaha	80	49	25	5	1	104	214	189
x-Chicago	80	46	25	3	6	101	331	252
x-Milwaukee	80	41	25	4	10	96	227	230
x-Iowa	80	42	34	3	1	88	221	231
Peoria	80	37	33	2	8	84	221	242
San Antonio	80	32	42	2	4	70	219	256
Houston	80	27	43	4	6	64	205	269

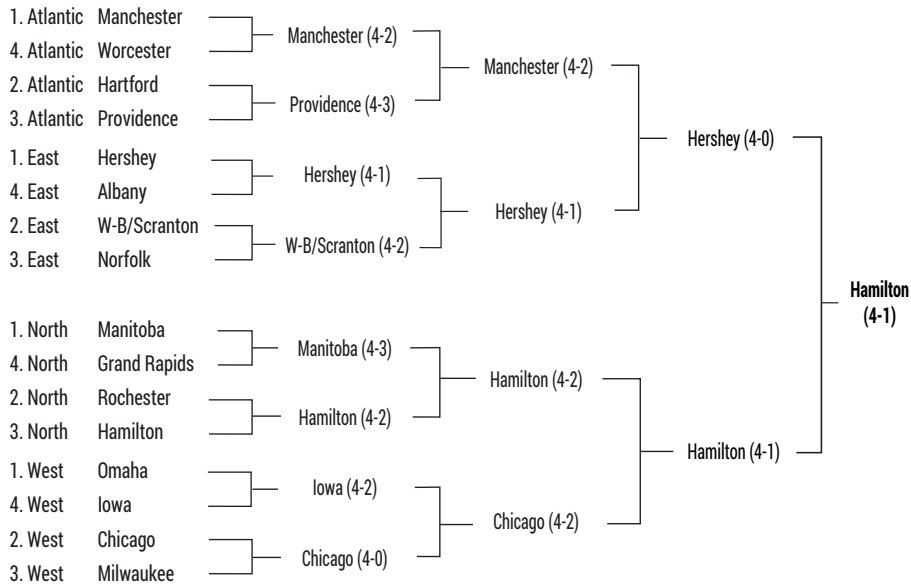
#### LEADING SCORERS

	GP	G	A	PTS
Darren Haydar, Chicago	73	41	81	122
Keith Aucoin, Albany	65	27	72	99
Martin St. Pierre, Norfolk	65	27	72	99
Brett Sterling, Chicago	77	55	42	97
Cory Larose, Chicago	63	22	61	83
Jason Jaffray, Manitoba	77	35	46	81
Mathieu Darche, Worcester	76	35	45	80
Jason Krog, Chicago	44	26	54	80
Troy Brouwer, Norfolk	66	41	38	79
Pierre-Alexandre Parenteau, Portland-Norfolk	68	30	49	79

#### LEADING GOALTENDERS

	GP	W	L	SOL	GAA
Jaroslav Halak, Hamilton	28	16	11	0	2.00
Curtis McElhinney, Omaha	57	35	17	1	2.13
Drew MacIntyre, Manitoba	41	24	12	2	2.17
Jason LaBarbera, Manchester	62	39	20	1	2.21
Al Montoya, Hartford	48	27	17	0	2.30
Pekka Rinne, Milwaukee	29	15	7	6	2.34
Steve Valiquette, Hartford	30	17	12	0	2.34
Frederic Cassivi, Hershey	39	22	10	5	2.36
Hannu Toivonen, Providence	27	13	13	1	2.37
Wade Flaherty, Manitoba	32	17	9	2	2.42

#### PLAYOFFS (BY GAMES)





# ALL-TIME STANDINGS AND LEADERS

## 2007-08

### STANDINGS

#### EASTERN CONFERENCE

ATLANTIC DIVISION								
	GP	W	L	OTL	SOL	PTS	GF	GA
x-Providence	80	55	18	3	4	117	280	206
x-Hartford	80	50	20	2	8	110	266	198
x-Portland	80	45	26	5	4	99	238	215
x-Manchester	80	39	31	5	5	88	240	228
Springfield	80	35	35	5	5	80	214	257
Worcester	80	32	37	5	6	75	216	258
Lowell	80	25	43	7	5	62	183	270

EAST DIVISION								
	GP	W	L	OTL	SOL	PTS	GF	GA
x-Wilkes-Barre/Scranton	80	47	26	3	4	101	223	187
x-Philadelphia	80	46	27	4	3	99	236	212
x-Albany	80	43	30	3	4	93	213	198
x-Hershey	80	42	30	2	6	92	253	247
Bridgeport	80	40	36	1	3	84	225	240
Binghamton	80	34	32	9	5	82	225	248
Norfolk	80	29	44	2	5	65	213	267

#### WESTERN CONFERENCE

NORTH DIVISION								
	GP	W	L	OTL	SOL	PTS	GF	GA
x-Toronto	80	50	21	3	6	109	246	203
x-Syracuse	80	46	26	2	6	100	247	201
x-Manitoba	80	46	27	3	4	99	236	197
Hamilton	80	36	34	3	7	82	208	235
Grand Rapids	80	31	41	2	6	70	210	245
Lake Erie	80	26	41	6	7	65	209	276
Rochester	80	24	46	6	4	58	197	291

WEST DIVISION								
	GP	W	L	OTL	SOL	PTS	GF	GA
x-Chicago	80	53	22	2	3	111	300	226
x-Rockford	80	44	26	4	6	98	247	231
x-Houston	80	45	29	2	4	96	206	183
x-Milwaukee	80	44	29	4	3	95	231	212
x-San Antonio	80	42	28	3	7	94	238	225
Quad City	80	38	32	3	7	86	203	214
Peoria	80	38	33	4	5	85	247	242
Iowa	80	35	37	5	3	78	217	255

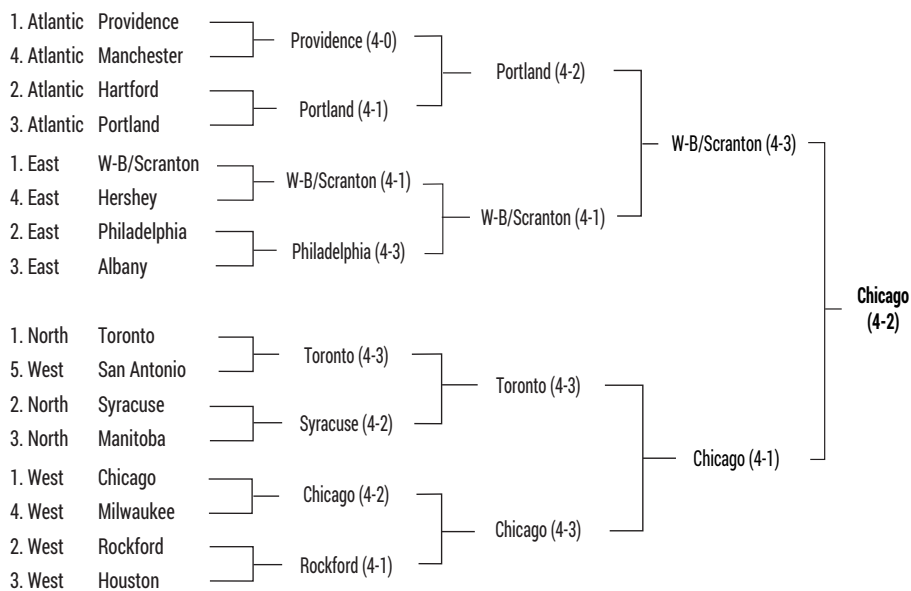
#### LEADING SCORERS

	GP	G	A	PTS
Jason Krog, Chicago	80	39	73	112
Martin St. Pierre, Rockford	69	21	67	88
Teddy Purcell, Manchester	67	25	58	83
Pierre-Alexandre Parenteau, Hartford	75	34	47	81
Cal O'Reilly, Milwaukee	80	16	63	79
Brad Moran, Manitoba	74	22	55	77
Jeff Tambellini, Bridgeport	57	38	38	76
Rob Schremp, Springfield	78	23	53	76
Pascal Pelletier, Providence	73	37	38	75
Grant Stevenson, Quad City	80	30	43	73

#### LEADING GOALTENDERS

	GP	W	L	SOL	GAA
Nolan Schaefer, Houston	34	19	13	0	2.06
Jaroslav Halak, Hamilton	28	15	10	2	2.10
Michael Leighton, Albany	58	28	25	4	2.10
John Curry, Wilkes-Barre/Scranton	40	24	12	3	2.23
Barry Brust, Houston	43	24	16	3	2.27
Curtis McElhinney, Quad City	41	20	18	2	2.28
Cory Schneider, Manitoba	36	21	12	2	2.28
Scott Munroe, Philadelphia	36	18	8	2	2.29
Miika Wiikman, Hartford	34	21	8	3	2.30
Drew MacIntyre, Manitoba	46	25	18	2	2.32

#### PLAYOFFS (BY GAMES)



# ALL-TIME STANDINGS AND LEADERS

## 2008-09

### STANDINGS

#### EASTERN CONFERENCE

##### ATLANTIC DIVISION

	GP	W	L	OTL	SOL	PTS	GF	GA
x-Hartford	80	46	27	3	4	99	243	216
x-Providence	80	43	29	2	6	94	238	232
x-Portland	80	39	31	3	7	88	249	239
x-Worcester	80	42	35	1	2	87	223	223
Manchester	80	37	35	0	8	82	211	218
Lowell	80	35	36	2	7	79	213	243
Springfield	80	24	44	8	4	60	188	258

##### EAST DIVISION

	GP	W	L	OTL	SOL	PTS	GF	GA
x-Hershey	80	49	23	2	6	106	296	240
x-Bridgeport	80	49	23	3	5	106	241	212
x-Wilkes-Barre/Scranton	80	49	25	3	3	104	274	212
x-Philadelphia	80	43	30	2	5	93	234	232
Binghamton	80	41	30	5	4	91	232	238
Norfolk	80	33	38	4	5	75	236	269
Albany	80	33	49	3	4	73	219	258

#### WESTERN CONFERENCE

##### NORTH DIVISION

	GP	W	L	OTL	SOL	PTS	GF	GA
x-Manitoba	80	50	23	1	6	107	239	188
x-Hamilton	80	49	27	4	0	102	263	201
x-Grand Rapids	80	43	25	6	6	98	255	226
x-Toronto	80	39	29	5	7	90	240	229
Syracuse	80	40	32	5	3	88	214	226
Lake Erie	80	34	38	3	5	76	199	218
Rochester	80	29	43	0	8	66	184	259

##### WEST DIVISION

	GP	W	L	OTL	SOL	PTS	GF	GA
x-Milwaukee	80	49	22	3	6	107	229	195
x-Peoria	80	43	31	2	4	92	215	211
x-Houston	80	38	31	2	9	87	218	230
x-Rockford	80	40	34	0	6	86	229	220
Quad City	80	36	31	6	7	85	212	216
Chicago	80	38	37	3	2	81	226	222
Iowa	80	33	33	4	10	80	209	260
San Antonio	80	36	38	2	4	78	205	243

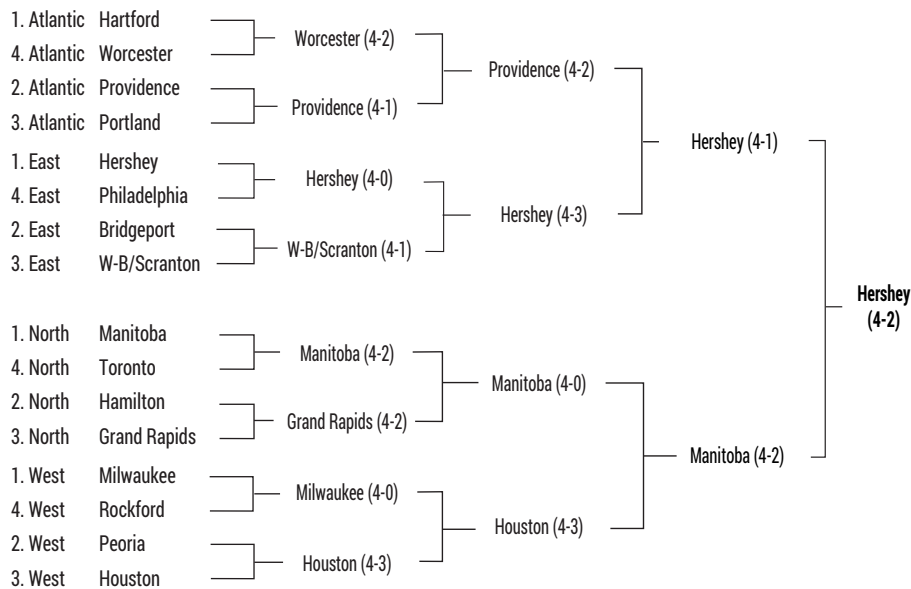
#### LEADING SCORERS

	GP	G	A	PTS
Alexandre Giroux, Hershey	69	60	37	97
Keith Aucoin, Hershey	70	25	71	96
Jason Krog, Manitoba	74	30	56	86
Janne Pesonen, Wilkes-Barre/Scranton	70	32	50	82
Artem Anisimov, Hartford	80	37	44	81
Darren Haydar, Grand Rapids	79	31	49	80
Tim Stapleton, Toronto	70	28	51	79
Corey Locke, Houston	77	25	54	79
Pierre-Alexandre Parenteau, Hartford	74	29	49	78
Kyle Greentree, Quad City	79	39	37	76

#### LEADING GOALTENDERS

	GP	W	L	SOL	GAA
Cory Schneider, Manitoba	40	28	10	1	2.04
Mark Dekanich, Milwaukee	30	15	10	2	2.09
Nathan Lawson, Bridgeport	31	19	9	2	2.16
Leland Irving, Quad City	47	24	18	2	2.23
Drew MacIntyre, Milwaukee	55	34	15	4	2.30
Brian Elliott, Binghamton	30	18	8	1	2.31
Matt Zaba, Hartford	41	25	10	0	2.33
John Curry, Wilkes-Barre/Scranton	50	33	15	1	2.38
Jonathan Bernier, Manchester	54	23	24	4	2.40
Antti Niemi, Rockford	38	18	14	3	2.43

#### PLAYOFFS (BY GAMES)



# ALL-TIME STANDINGS AND LEADERS

## 2009-10

### STANDINGS

#### EASTERN CONFERENCE

ATLANTIC DIVISION								
	GP	W	L	OTL	SOL	PTS	GF	GA
x-Worcester	80	49	25	3	3	104	275	239
x-Portland	80	45	24	7	4	101	244	214
x-Manchester	80	43	28	3	6	95	213	200
x-Lowell	80	39	31	4	6	88	239	232
x-Bridgeport	80	38	32	4	6	86	201	220
Hartford	80	36	33	6	5	83	231	251
Providence	80	36	38	5	1	78	207	226
Springfield	80	25	39	12	4	66	207	296

EAST DIVISION								
	GP	W	L	OTL	SOL	PTS	GF	GA
x-Hershey	80	60	17	0	3	123	342	198
x-Albany	80	43	29	3	5	94	244	231
x-Wilkes-Barre/Scranton	80	41	34	2	3	87	239	229
Norfolk	80	39	35	3	3	84	208	214
Binghamton	80	36	35	6	3	81	251	260
Syracuse	80	34	39	4	3	75	227	272
Adirondack	80	32	41	3	4	71	199	251

#### WESTERN CONFERENCE

NORTH DIVISION								
	GP	W	L	OTL	SOL	PTS	GF	GA
x-Hamilton	80	52	17	3	8	115	271	182
x-Rochester	80	44	33	2	1	91	253	247
x-Abbotsford	80	39	29	5	7	90	217	231
x-Manitoba	80	40	33	5	2	87	204	232
Toronto	80	33	35	6	6	78	193	261
Lake Erie	80	34	37	1	8	77	234	257
Grand Rapids	80	34	39	3	4	75	244	265

WEST DIVISION								
	GP	W	L	OTL	SOL	PTS	GF	GA
x-Chicago	80	49	24	1	6	105	264	214
x-Texas	80	46	27	3	4	99	238	198
x-Rockford	80	44	30	3	3	94	226	226
x-Milwaukee	80	41	30	2	7	91	237	220
Peoria	80	38	33	2	7	85	233	248
San Antonio	80	36	32	5	7	84	235	244
Houston	80	34	34	7	5	80	206	224

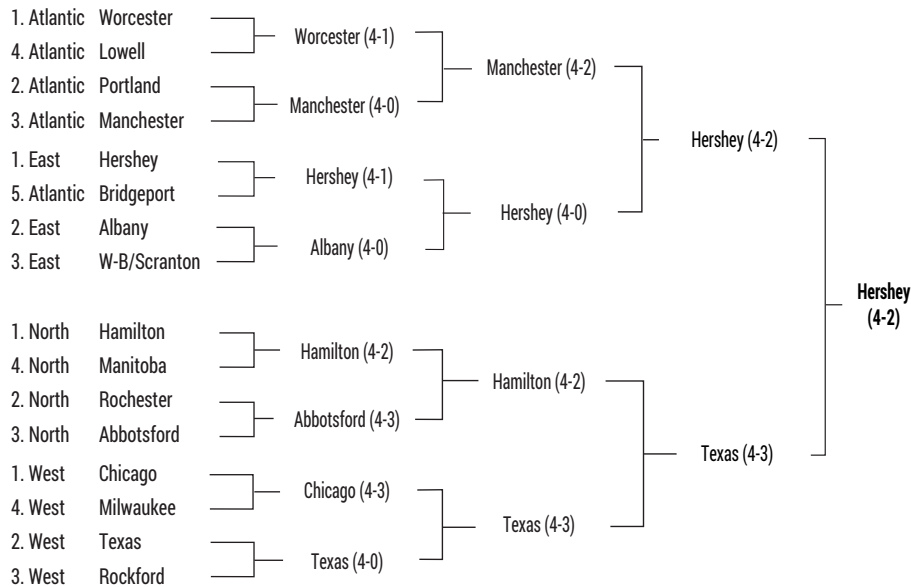
#### LEADING SCORERS

	GP	G	A	PTS
Keith Aucoin, Hershey	72	35	71	106
Alexandre Giroux, Hershey	69	50	53	103
Corey Locke, Hartford	76	31	54	85
Jerome Samson, Albany	74	37	41	78
David Desharnais, Hamilton	60	27	51	78
Brock Trotter, Hamilton	75	36	41	77
Jason Krog, Chicago	78	14	61	75
Mark Mancari, Portland	74	28	46	74
Charles Linglet, Springfield	75	19	55	74
Martin St. Pierre, Binghamton	77	24	48	72

#### LEADING GOALTENDERS

	GP	W	L	SOL	GAA
Cedrick Desjardins, Hamilton	47	29	9	4	2.00
Jonathan Bernier, Manchester	58	30	21	6	2.03
Curtis Sanford, Hamilton	41	23	11	3	2.13
Braden Holtby, Hershey	37	25	8	2	2.32
Mark Dekanich, Milwaukee	49	27	16	4	2.33
Peter Mannino, Chicago	38	26	5	1	2.34
Jhonas Enroth, Portland	48	28	18	1	2.37
Anton Khudobin, Houston	40	14	19	4	2.43
Brad Thiessen, Wilkes-Barre/Scranton	30	14	14	1	2.45
Matt Climie, Texas	43	21	17	3	2.46

#### PLAYOFFS (BY GAMES)



# ALL-TIME STANDINGS AND LEADERS

## 2010-11

### STANDINGS

#### EASTERN CONFERENCE

ATLANTIC DIVISION								
	GP	W	L	OTL	SOL	PTS	GF	GA
x-Portland	80	47	24	7	2	103	280	238
x-Manchester	80	44	26	4	6	98	255	209
x-Connecticut*	80	40	32	2	6	88	221	223
Worcester	80	36	31	4	9	85	210	245
Providence	80	38	36	3	3	82	209	252
Springfield	80	35	40	2	3	75	233	253
Bridgeport	80	30	39	4	7	71	218	266

EAST DIVISION								
	GP	W	L	OTL	SOL	PTS	GF	GA
x-Wilkes-Barre/Scranton	80	58	21	0	1	117	261	183
x-Hershey	80	46	26	3	5	100	255	214
x-Charlotte	80	44	27	2	7	97	265	243
x-Norfolk	80	39	26	9	6	93	265	230
x-Binghamton	80	42	30	3	5	92	255	221
Syracuse	80	35	38	3	4	77	217	249
Adirondack	80	31	39	4	6	72	197	248
Albany	80	32	42	1	5	70	217	283

#### WESTERN CONFERENCE

NORTH DIVISION								
	GP	W	L	OTL	SOL	PTS	GF	GA
x-Hamilton	80	44	27	2	7	97	226	193
x-Lake Erie	80	44	28	3	5	96	223	206
x-Manitoba	80	43	30	1	6	93	220	210
Abbotsford	80	38	32	4	6	86	186	212
Toronto	80	37	32	1	10	85	228	219
Grand Rapids	80	36	34	2	8	82	227	254
Rochester	80	31	39	5	5	72	218	266

WEST DIVISION								
	GP	W	L	OTL	SOL	PTS	GF	GA
x-Milwaukee	80	44	22	6	8	102	226	194
x-Houston	80	46	28	1	5	98	240	212
x-Peoria	80	42	30	3	5	92	223	218
x-Texas	80	41	29	4	6	92	213	210
x-Oklahoma City	80	40	29	2	9	91	245	234
Chicago	80	39	30	5	6	89	260	262
San Antonio	80	40	33	4	3	87	228	245
Rockford	80	38	33	4	5	85	216	245

\*Changed name from Hartford Wolf Pack to Connecticut Whale, Nov. 27, 2010.

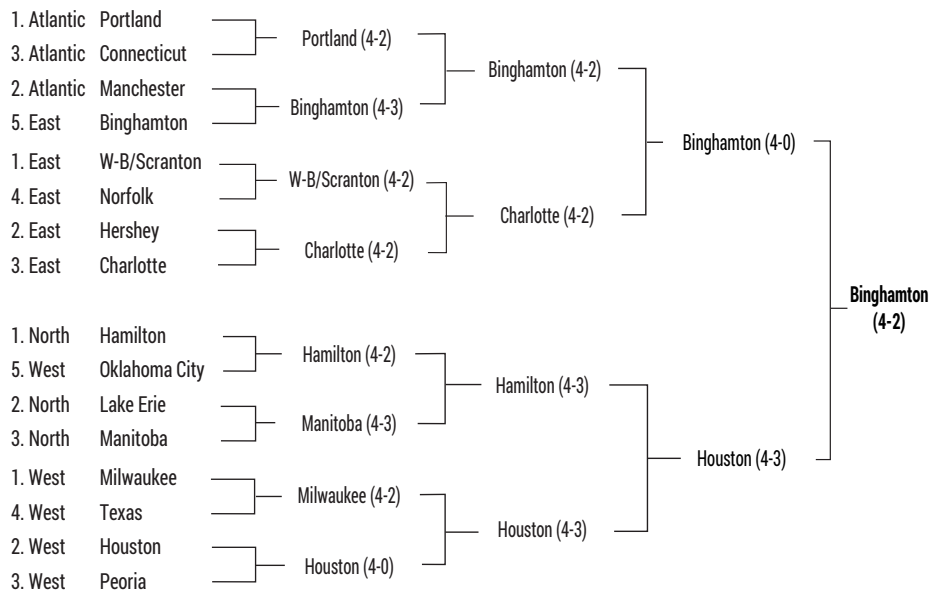
#### LEADING SCORERS

	GP	G	A	PTS
Corey Locke, Binghamton	69	21	65	86
Alexandre Giroux, Oklahoma City	70	32	46	78
Jason Krog, Chicago	80	19	56	75
Darren Haydar, Chicago	77	27	47	74
Nigel Dawes, Chicago-Hamilton	66	41	31	72
Marc-Antoine Pouliot, Norfolk	69	25	47	72
Brad Moran, Oklahoma City	79	20	52	72
Keith Aucoin, Hershey	53	18	54	72
Ben Walter, Lake Erie	77	23	47	70
T.J. Hensick, Peoria	59	21	48	69

#### LEADING GOALTENDERS

	GP	W	L	SOL	GAA
Curtis Sanford, Hamilton	40	22	13	2	1.93
Brad Thiessen, Wilkes-Barre/Scranton	46	35	8	1	1.94
Mark Dekanich, Milwaukee	43	23	12	5	2.02
Richard Bachman, Texas	55	28	19	5	2.20
Michael Leighton, Adirondack	30	14	12	3	2.22
Martin Jones, Manchester	39	23	12	1	2.25
Eddie Lack, Manitoba	53	28	21	4	2.26
Braden Holtby, Hershey	30	17	10	2	2.29
Jason Bacashihua, Lake Erie	42	23	16	3	2.29
Leland Irving, Abbotsford	61	30	24	2	2.30

#### PLAYOFFS (BY GAMES)



# ALL-TIME STANDINGS AND LEADERS

## 2011-12

### STANDINGS

#### EASTERN CONFERENCE

ATLANTIC DIVISION								
	GP	W	L	OTL	SOL	PTS	GF	GA
x-St. John's (2)	76	43	25	5	3	94	240	216
x-Manchester (8)	76	39	32	2	3	83	207	208
Portland	76	36	31	4	5	81	223	254
Providence	76	35	34	3	4	77	193	214
Worcester	76	31	33	4	8	74	199	218
NORTHEAST DIVISION								
	GP	W	L	OTL	SOL	PTS	GF	GA
x-Bridgeport (3)	76	41	26	3	6	91	233	219
x-Connecticut (6)	76	36	26	7	7	86	210	208
Adirondack	76	37	35	2	2	78	204	217
Springfield	76	36	34	3	3	78	217	231
Albany	76	31	34	6	5	73	190	226
EAST DIVISION								
	GP	W	L	OTL	SOL	PTS	GF	GA
x-Norfolk (1)	76	55	18	1	2	113	273	180
x-Wilkes-Barre/Scranton (4)	76	44	25	2	5	95	235	215
x-Hershey (5)	76	38	26	4	8	88	244	225
x-Syracuse (7)	76	37	29	5	5	84	238	234
Binghamton	76	29	40	5	2	65	201	243

#### WESTERN CONFERENCE

NORTH DIVISION								
	GP	W	L	OTL	SOL	PTS	GF	GA
x-Toronto (2)	76	44	24	5	3	96	217	175
x-Rochester (7)	76	36	26	10	4	86	224	221
Lake Erie	76	37	29	3	7	84	189	210
Grand Rapids	76	33	32	7	4	77	245	249
Hamilton	76	34	35	2	5	75	185	226
MIDWEST DIVISION								
	GP	W	L	OTL	SOL	PTS	GF	GA
x-Chicago (3)	76	42	27	4	3	91	213	193
x-Milwaukee (5)	76	40	29	2	5	87	210	190
Charlotte	76	38	29	3	6	85	209	214
Peoria	76	39	33	2	2	82	217	207
Rockford	76	35	32	2	7	79	207	228
WEST DIVISION								
	GP	W	L	OTL	SOL	PTS	GF	GA
x-Oklahoma City (1)	76	45	22	4	5	99	213	176
x-Abbotsford (4)	76	42	26	3	5	92	200	201
x-San Antonio (6)	76	41	30	3	2	87	197	204
x-Houston (8)	76	35	25	5	11	86	202	206
Texas	76	31	40	3	2	67	224	251

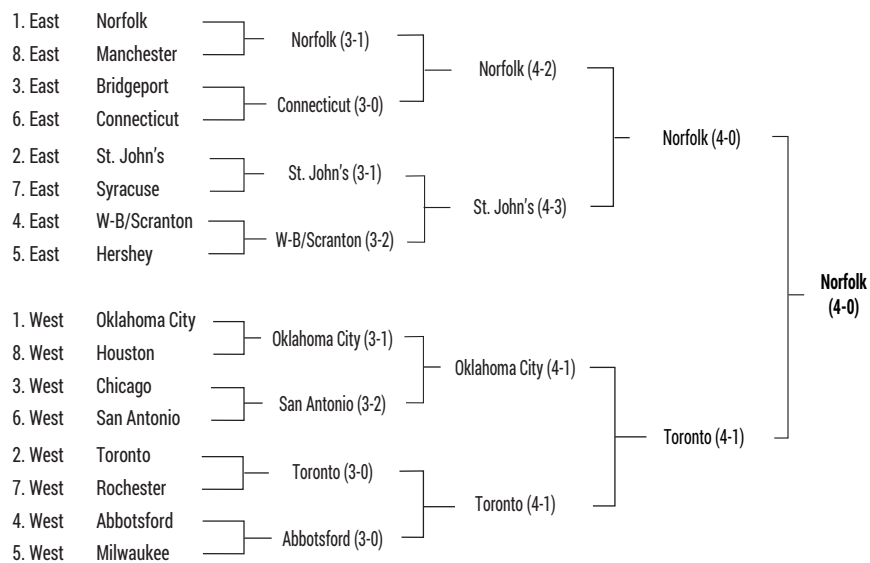
#### LEADING SCORERS

	GP	G	A	PTS
Chris Bourque, Hershey	73	27	66	93
Cory Conacher, Norfolk	75	39	41	80
Patrick Maroon, Syracuse	75	32	42	74
T.J. Hensick, Peoria	66	21	49	70
Keith Aucoin, Hershey	43	11	59	70
Trevor Smith, Norfolk	64	26	43	69
Tyler Johnson, Norfolk	75	31	37	68
Travis Morin, Texas	76	13	53	66
Ryan Potulny, Hershey	61	33	32	65
Kris Newbury, Connecticut	65	25	39	64
Jonathan Audy-Marchessault, Connecticut	76	24	40	64
Martin St. Pierre, Springfield	73	11	53	64

#### LEADING GOALTENDERS

	GP	W	L	SOL	GAA
Ben Scrivens, Toronto	39	22	15	1	2.04
Yann Danis, Oklahoma City	43	26	14	2	2.07
Cedrick Desjardins, Lake Erie	32	16	11	5	2.11
Jeremy Smith, Milwaukee	56	31	19	2	2.17
Dustin Tokarski, Norfolk	45	32	11	0	2.23
David LeNeveu, Oklahoma City	34	18	12	3	2.24
Ben Bishop, Peoria-Binghamton	41	26	15	0	2.27
Danny Taylor, Springfield-Abbotsford	43	22	13	3	2.29
Eddie Lack, Chicago	46	21	20	3	2.31
Jacob Markstrom, San Antonio	32	17	12	1	2.32

#### PLAYOFFS (BY GAMES)



# ALL-TIME STANDINGS AND LEADERS

## 2012-13

### STANDINGS

#### EASTERN CONFERENCE

ATLANTIC DIVISION								
GP	W	L	OTL	SOL	PTS	GF	GA	
x-Providence (1)	76	50	21	0	5	105	222	183
x-Portland (6)	76	41	30	3	2	87	230	233
x-Manchester (7)	76	37	32	3	4	81	219	209
Worcester	76	31	34	4	7	73	191	228
St. John's	76	32	36	3	5	72	195	237
NORTHEAST DIVISION								
GP	W	L	OTL	SOL	PTS	GF	GA	
x-Springfield (2)	76	45	22	5	4	99	235	186
Connecticut	76	35	32	6	3	79	213	222
Bridgeport	76	32	32	7	5	76	218	242
Albany	76	31	32	1	12	75	193	225
Adirondack	76	31	38	3	4	69	187	223
EAST DIVISION								
GP	W	L	OTL	SOL	PTS	GF	GA	
x-Syracuse (3)	76	43	22	6	5	97	247	201
x-Binghamton (4)	76	44	24	1	7	96	227	188
x-Wilkes-Barre/Scranton (5)	76	42	30	2	2	88	185	178
x-Hershey (8)	76	36	31	3	6	81	204	196
Norfolk	76	37	34	4	1	79	188	207

#### WESTERN CONFERENCE

NORTH DIVISION								
GP	W	L	OTL	SOL	PTS	GF	GA	
x-Toronto (2)	76	43	23	3	7	96	237	199
x-Rochester (7)	76	43	29	3	1	90	234	209
Lake Erie	76	35	31	3	7	80	211	220
Abbotsford	76	34	32	4	6	78	171	198
Hamilton	76	29	41	1	5	64	159	228
MIDWEST DIVISION								
GP	W	L	OTL	SOL	PTS	GF	GA	
x-Grand Rapids (3)	76	42	26	4	4	92	234	205
x-Milwaukee (8)	76	41	28	4	3	89	197	200
Rockford	76	42	31	2	1	87	246	225
Chicago	76	37	30	5	4	83	204	207
Peoria	76	33	35	5	3	74	183	218
SOUTH DIVISION								
GP	W	L	OTL	SOL	PTS	GF	GA	
x-Texas (1)	76	43	22	5	6	97	235	201
x-Charlotte (4)	76	42	26	4	4	92	226	202
x-Oklahoma City (5)	76	40	25	2	9	91	240	228
x-Houston (6)	76	40	26	5	5	90	212	199
San Antonio	76	29	38	2	7	67	195	241

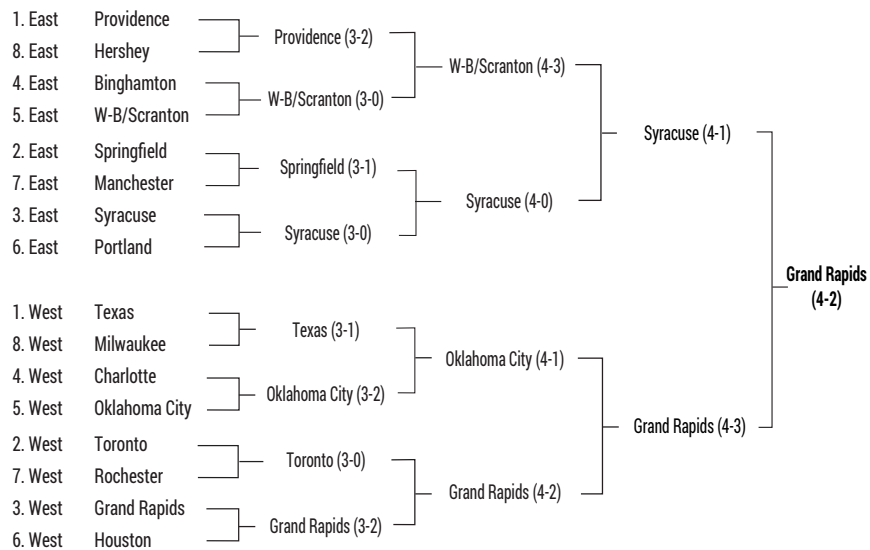
#### LEADING SCORERS

	GP	G	A	PTS
Brandon Pirri, Rockford	76	22	53	75
Jeff Taffe, Hershey	73	18	53	71
Chad Kolarik, Connecticut-Wilkes-Barre/Scranton	76	31	37	68
Mark Arcobello, Oklahoma City	74	22	46	68
Linden Vey, Manchester	74	22	45	67
Jonathan Audy-Marchessault, Springfield	74	21	46	67
T.J. Hensick, Peoria	76	19	48	67
Tyler Johnson, Syracuse	62	37	28	65
Brett Connolly, Syracuse	71	31	32	63
Kris Newbury, Connecticut	70	20	42	62

#### LEADING GOALTENDERS

	GP	W	L	SOL	GAA
Jeff Zatkoff, Wilkes-Barre/Scranton	49	26	20	0	1.93
Danny Taylor, Abbotsford	40	18	10	2	2.05
Robin Lehner, Binghamton	31	18	10	2	2.12
Magnus Hellberg, Milwaukee	39	22	13	0	2.14
Niklas Svedberg, Providence	48	37	8	2	2.17
Frederik Andersen, Norfolk	47	24	18	1	2.19
Philipp Grubauer, Hershey	28	15	9	2	2.25
Justin Peters, Charlotte	37	22	12	1	2.29
Michael Hutchinson, Providence	30	13	13	3	2.30
Curtis McElhinney, Springfield	49	29	16	3	2.32

#### PLAYOFFS (BY GAMES)



# ALL-TIME STANDINGS AND LEADERS

## 2013-14

### STANDINGS

#### EASTERN CONFERENCE

ATLANTIC DIVISION									
	GP	W	L	OTL	SOL	PTS	GF	GA	
x-Manchester (1)	76	48	19	3	6	105	244	188	
x-St. John's (4)	76	46	23	2	5	99	258	207	
x-Providence (7)	76	40	25	2	9	91	233	210	
Worcester	76	36	34	4	2	78	189	226	
Portland	76	24	39	3	10	61	222	284	

NORTHEAST DIVISION									
	GP	W	L	OTL	SOL	PTS	GF	GA	
x-Springfield (2)	76	47	23	1	5	100	247	212	
x-Albany (5)	76	40	23	5	8	93	220	193	
Hartford	76	37	32	1	6	81	202	220	
Adirondack	76	30	38	2	6	68	182	225	
Bridgeport	76	28	40	2	6	64	183	238	

EAST DIVISION									
	GP	W	L	OTL	SOL	PTS	GF	GA	
x-Binghamton (3)	76	44	24	3	5	96	276	232	
x-Wilkes-Barre/Scranton (6)	76	42	26	3	5	92	206	185	
x-Norfolk (8)	76	40	26	3	7	90	201	192	
Hershey	76	39	27	5	5	88	221	213	
Syracuse	76	31	32	4	9	75	198	232	

#### WESTERN CONFERENCE

NORTH DIVISION									
	GP	W	L	OTL	SOL	PTS	GF	GA	
x-Toronto (3)	76	45	25	2	4	96	223	202	
x-Rochester (7)	76	37	28	6	5	85	216	217	
Utica	76	35	32	5	4	79	187	216	
Lake Erie	76	32	33	1	10	75	197	232	
Hamilton	76	33	35	1	7	74	182	224	

MIDWEST DIVISION									
	GP	W	L	OTL	SOL	PTS	GF	GA	
x-Chicago (2)	76	45	21	5	5	100	239	191	
x-Grand Rapids (4)	76	46	23	2	5	99	238	187	
x-Milwaukee (6)	76	39	24	6	7	91	215	199	
Rockford	76	35	32	5	4	79	234	262	
Iowa	76	27	36	7	6	67	169	235	

WEST DIVISION									
	GP	W	L	OTL	SOL	PTS	GF	GA	
x-Texas (1)	76	48	18	3	7	106	274	197	
x-Abbotsford (5)	76	43	25	5	3	94	237	215	
x-Oklahoma City (8)	76	36	29	2	9	83	239	256	
Charlotte	76	37	36	1	2	77	228	241	
San Antonio	76	30	37	3	6	69	206	235	

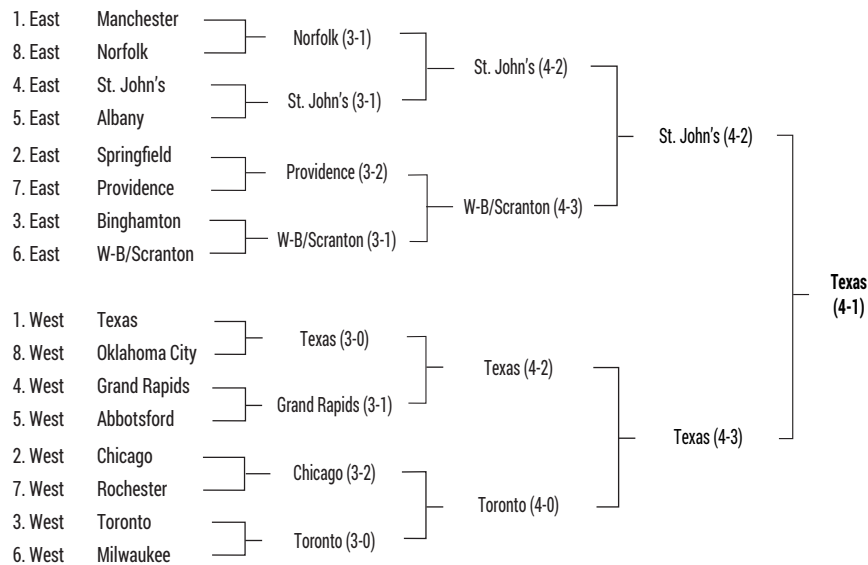
#### LEADING SCORERS

	GP	G	A	PTS
Travis Morin, Texas	66	32	56	88
Zach Boychuk, Charlotte	69	36	38	74
Andy Miele, Portland	70	27	45	72
T.J. Brennan, Toronto	76	25	47	72
Jordan Weal, Manchester	76	23	47	70
Chris Terry, Charlotte	70	28	41	69
Spencer Abbott, Toronto	64	17	52	69
Mike Hoffman, Binghamton	51	30	37	67
Curtis McKenzie, Texas	75	27	38	65
Jason Akeson, Adirondack	70	24	40	64

#### LEADING GOALTENDERS

	GP	W	L	SOL	GAA
Jake Allen, Chicago	52	33	16	3	2.03
Petr Mrazek, Grand Rapids	32	22	9	1	2.10
Keith Kinkaid, Albany	43	24	13	5	2.29
Tom McCollum, Grand Rapids	46	24	12	4	2.30
Malcolm Subban, Providence	33	15	10	5	2.31
Joni Ortio, Abbotsford	37	27	8	0	2.33
John Gibson, Norfolk	45	21	17	4	2.34
Nathan Lieuwen, Rochester	32	17	11	2	2.34
Jean-Francois Berube, Manchester	48	28	17	2	2.37
Dustin Tokarski, Hamilton	41	20	16	3	2.38

#### PLAYOFFS (BY GAMES)



# ALL-TIME STANDINGS AND LEADERS

## 2014-15

### STANDINGS

#### EASTERN CONFERENCE

ATLANTIC DIVISION								
GP	W	L	OTL	SOL	PTS	GF	GA	
x-Manchester (1)	76	50	17	6	3	109	241	176
x-Providence (6)	76	41	26	7	2	91	209	185
x-Worcester (7)	76	41	29	4	2	88	224	198
x-Portland (8)	76	39	28	7	2	87	203	190
St. John's	76	32	33	9	2	75	183	235

NORTHEAST DIVISION								
GP	W	L	OTL	SOL	PTS	GF	GA	
x-Hartford (3)	76	43	24	5	4	95	221	214
x-Syracuse (5)	76	41	25	10	0	92	218	219
Springfield	76	38	28	8	2	86	192	209
Albany	76	37	28	5	6	85	199	201
Bridgeport	76	28	40	7	1	64	213	246

EAST DIVISION								
GP	W	L	OTL	SOL	PTS	GF	GA	
x-Hershey (2)	76	46	22	5	3	100	218	181
x-Wilkes-Barre/Scranton (4)	76	45	24	3	4	97	212	163
Binghamton	76	34	34	7	1	76	242	258
Lehigh Valley	76	33	35	7	1	74	194	237
Norfolk	76	27	39	6	4	64	168	219

#### WESTERN CONFERENCE

NORTH DIVISION								
GP	W	L	OTL	SOL	PTS	GF	GA	
x-Utica (1)	76	47	20	7	2	103	219	182
x-Toronto (7)	76	40	27	9	0	89	207	203
Hamilton	76	34	29	12	1	81	201	208
Adirondack	76	35	33	6	2	78	233	240
Rochester	76	29	41	5	1	64	209	251

MIDWEST DIVISION								
GP	W	L	OTL	SOL	PTS	GF	GA	
x-Grand Rapids (2)	76	46	22	6	2	100	249	185
x-Rockford (4)	76	46	23	5	2	99	222	180
x-Chicago (8)	76	40	29	6	1	87	210	198
Lake Erie	76	35	29	8	4	82	211	240
Milwaukee	76	33	28	8	7	81	206	218

WEST DIVISION								
GP	W	L	OTL	SOL	PTS	GF	GA	
x-San Antonio (3)	76	45	23	7	1	98	248	222
x-Texas (5)	76	40	22	13	1	94	242	216
x-Oklahoma City (6)	76	41	27	5	3	90	224	212
Charlotte	76	31	38	6	1	69	172	231
Iowa	76	23	49	2	2	50	172	245

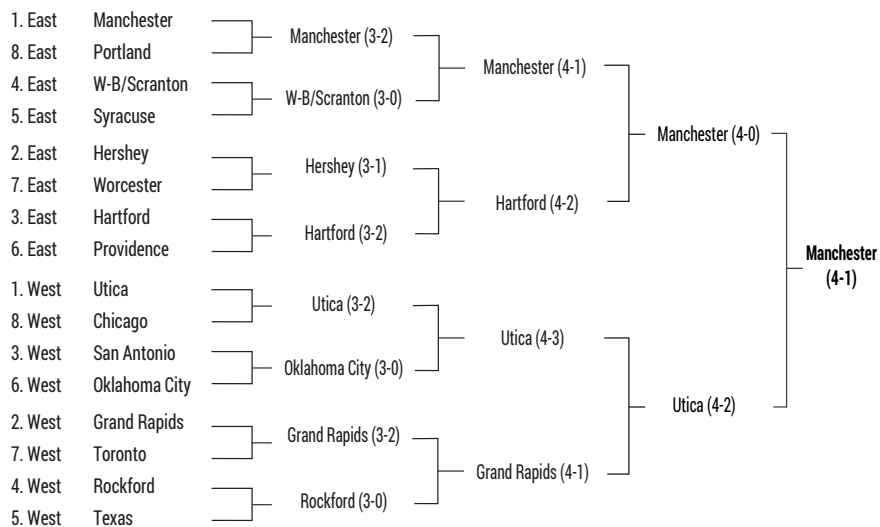
#### LEADING SCORERS

	GP	G	A	PTS
Brian O'Neill, Manchester	71	22	58	80
Andy Miele, Grand Rapids	71	26	44	70
Jordan Weal, Manchester	73	20	49	69
Jonathan Marchessault, Syracuse	68	24	43	67
Chris Bourque, Hartford	73	29	37	66
Shane Prince, Binghamton	72	28	37	65
Andrew Agozzino, Lake Erie	74	30	34	64
Dustin Jeffrey, Utica-Bridgeport	69	25	39	64
Travis Morin, Texas	63	22	41	63
Teemu Pulkkinen, Grand Rapids	46	34	27	61
Alan Quine, Bridgeport	75	23	38	61
Chris Wideman, Binghamton	75	19	42	61
Connor Brown, Toronto	76	21	40	61
Cal O'Reilly, Utica	76	10	51	61

#### LEADING GOALTENDERS

	GP	W	L	OT	GAA
Matt Murray, Wilkes-Barre/Scranton	40	25	10	3	1.58
Jacob Markstrom, Utica	32	22	7	2	1.88
Anton Forsberg, Springfield	30	20	8	1	2.01
Jeremy Smith, Providence	39	22	11	5	2.05
Aaron Dell, Worcester	26	15	8	2	2.06
Patrik Bartosak, Manchester	28	13	8	5	2.14
Phoenix Copley, Hershey	26	17	4	3	2.17
Jean-Francois Berube, Manchester	52	37	9	4	2.18
Scott Clemmensen, Albany	27	12	11	2	2.23
Mike McKenna, Portland	52	27	18	6	2.24

#### PLAYOFFS (BY GAMES)





# ALL-TIME STANDINGS AND LEADERS

## 2015-16

### STANDINGS

#### EASTERN CONFERENCE

ATLANTIC DIVISION									
	GP	W	L	OTL	SOL	PTS	PCT	GF	GA
x-Hershey	76	43	21	5	7	98	.645	259	220
x-Providence	76	41	22	9	4	95	.625	238	198
x-Wilkes-Barre/Scranton	76	43	27	4	2	92	.605	230	203
x-Portland	76	41	27	6	2	90	.592	215	207
x-Bridgeport	76	40	29	4	3	87	.572	209	220
Hartford	76	41	32	3	0	85	.559	202	199
Lehigh Valley	76	34	35	4	3	75	.493	215	222
Springfield	76	26	42	3	5	60	.395	194	265

NORTH DIVISION									
	GP	W	L	OTL	SOL	PTS	PCT	GF	GA
x-Toronto	76	54	16	5	1	114	.750	294	191
x-Albany	76	46	20	8	2	102	.671	212	167
x-Utica	76	38	26	8	4	88	.579	224	217
Syracuse	76	32	29	11	4	79	.520	213	240
St. John's	76	32	33	8	3	75	.493	208	239
Rochester	76	34	38	3	1	72	.474	199	249
Binghamton	76	31	38	6	1	69	.454	204	241

#### WESTERN CONFERENCE

CENTRAL DIVISION									
	GP	W	L	OTL	SOL	PTS	PCT	GF	GA
x-Milwaukee	76	48	23	3	2	101	.664	224	193
x-Lake Erie	76	43	22	6	5	97	.638	211	188
x-Rockford	76	40	22	10	4	94	.618	214	205
x-Grand Rapids	76	44	30	1	1	90	.592	238	195
Charlotte	76	36	32	3	5	80	.526	214	229
Chicago	76	33	35	5	3	74	.487	194	228
Manitoba	76	26	41	4	5	61	.401	180	250
Iowa	76	24	41	5	6	59	.388	169	225

PACIFIC DIVISION									
	GP	W	L	OTL	SOL	PTS	PCT	GF	GA
x-Ontario	68	44	19	4	1	93	.684	192	138
x-San Diego	68	39	23	4	2	84	.618	208	200
x-Texas	76	40	25	8	3	91	.599	277	246
x-San Jose	68	31	26	8	3	73	.537	198	193
Bakersfield	68	31	28	7	2	71	.522	212	222
Stockton	68	32	32	2	2	68	.500	194	224
San Antonio	76	33	35	8	0	74	.487	213	240

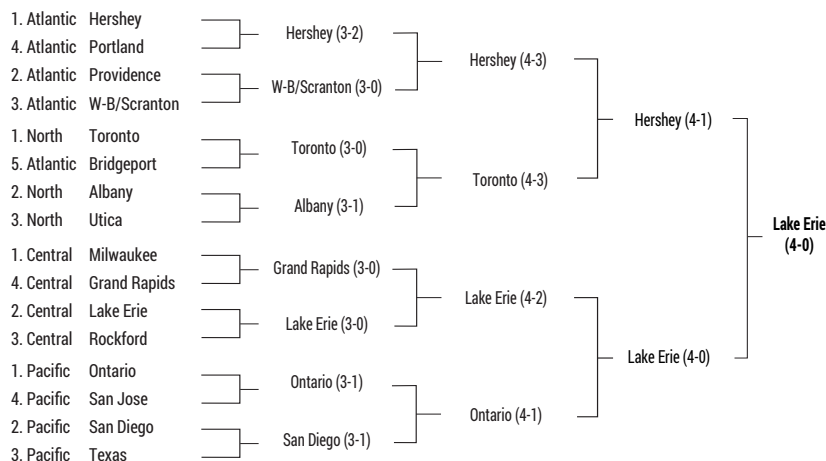
#### LEADING SCORERS

	GP	G	A	PTS
Chris Bourque, Hershey	72	30	50	80
Seth Griffith, Providence	57	24	53	77
T.J. Brennan, Toronto	69	25	43	68
Alexander Khokhlachev, Providence	60	23	45	68
Dustin Jeffrey, Springfield-W-B/Scranton	64	20	44	64
Andy Miele, Grand Rapids	75	18	44	62
Austin Czarnik, Providence	68	20	41	61
Bud Holloway, St. John's	70	19	42	61
Mikko Rantanen, San Antonio	52	24	36	60
Mark Arcobello, Toronto	49	25	34	59
Brendan Ranford, Texas	76	19	40	59

#### LEADING GOALTENDERS

	GP	W	L	OT	GAA
Peter Budaj, Ontario	60	42	14	4	1.75
Matt Murray, Wilkes-Barre/Scranton	31	20	9	1	2.10
Yann Danis, Albany	47	28	12	5	2.22
Juuse Saros, Milwaukee	38	29	8	0	2.24
Dan Ellis, Hershey	43	25	12	5	2.38
Magnus Hellberg, Hartford	53	30	20	3	2.40
Anton Forsberg, Lake Erie	41	23	10	5	2.40
Aaron Dell, San Jose	40	17	16	6	2.42
Tom McCollum, Grand Rapids	30	15	13	0	2.42
Jared Coreau, Grand Rapids	47	29	15	2	2.43

#### PLAYOFFS (BY GAMES)



# ALL-TIME STANDINGS AND LEADERS

## 2016-17

### STANDINGS

#### EASTERN CONFERENCE

ATLANTIC DIVISION										
	GP	W	L	OTL	SOL	PTS	PCT	GF	GA	
x-Wilkes-Barre/Scranton	76	51	20	3	2	107	.704	247	170	
x-Lehigh Valley	76	48	23	5	0	101	.664	260	219	
x-Hershey	76	43	22	8	3	97	.638	252	211	
x-Providence	76	43	23	6	4	96	.632	229	188	
Bridgeport	76	44	28	3	1	92	.605	220	212	
Springfield	76	32	33	9	2	75	.493	197	206	
Hartford	76	24	46	4	2	54	.355	194	280	

NORTH DIVISION										
	GP	W	L	OTL	SOL	PTS	PCT	GF	GA	
x-Syracuse	76	38	24	7	7	90	.592	232	227	
x-Toronto	76	42	29	4	1	89	.586	245	207	
x-Albany	76	39	32	2	3	83	.546	204	206	
x-St. John's	76	36	30	8	2	82	.539	216	220	
Utica	76	35	32	7	2	79	.520	195	220	
Rochester	76	32	41	0	3	67	.441	205	240	
Binghamton	76	28	44	2	2	60	.395	190	266	

#### WESTERN CONFERENCE

CENTRAL DIVISION										
	GP	W	L	OTL	SOL	PTS	PCT	GF	GA	
x-Chicago	76	44	19	8	5	101	.664	251	200	
x-Grand Rapids	76	47	23	1	5	100	.658	251	190	
x-Milwaukee	76	43	26	4	3	93	.612	225	215	
x-Charlotte	76	39	29	7	1	86	.566	212	208	
Cleveland	76	39	29	4	4	86	.566	195	198	
Iowa	76	36	31	7	2	81	.533	182	196	
Manitoba	76	29	37	5	5	68	.447	197	242	
Rockford	76	25	39	9	3	62	.408	175	246	

PACIFIC DIVISION										
	GP	W	L	OTL	SOL	PTS	PCT	GF	GA	
x-San Jose	68	43	16	4	5	95	.699	232	176	
x-San Diego	68	43	20	3	2	91	.669	221	178	
x-Ontario	68	36	21	10	1	83	.610	199	190	
x-Stockton	68	34	25	7	2	77	.566	212	192	
Bakersfield	68	33	29	5	1	72	.529	200	188	
Tucson	68	29	31	8	0	66	.485	187	237	
Texas	76	34	37	1	4	73	.480	224	265	
San Antonio	76	27	42	5	2	61	.401	184	240	

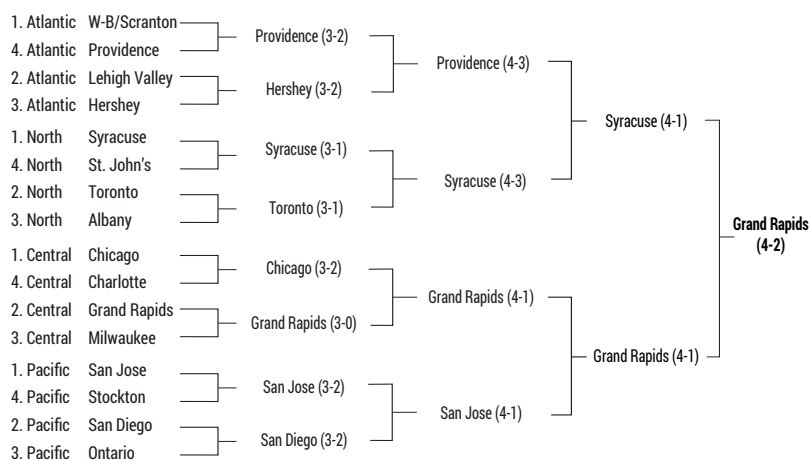
#### LEADING SCORERS

	GP	G	A	PTS
Kenny Agostino, Chicago	65	24	59	83
Chris Terry, St. John's	58	30	38	68
Chris Mueller, Tucson	68	19	48	67
Wade Megan, Chicago	73	33	33	66
Taylor Beck, Bakersfield-Hartford	56	19	47	66
Cole Schneider, Rochester	71	24	39	63
Travis Boyd, Hershey	76	16	47	63
T.J. Brennan, Lehigh Valley	76	21	39	60
Chris Bourque, Hershey	76	18	42	60
Cory Conacher, Syracuse	56	17	43	60
Matt Taormina, Syracuse	70	15	45	60

#### LEADING GOALTENDERS

	GP	W	L	OT	GAA
Casey DeSmith, Wilkes-Barre/Scranton	29	21	5	3	2.01
Zane McIntyre, Providence	31	21	6	2	2.03
Troy Grosenick, San Jose	49	30	10	5	2.04
Tristan Jarry, Wilkes-Barre/Scranton	45	28	15	2	2.15
Jaroslav Halak, Bridgeport	27	17	7	3	2.15
Garret Sparks, Toronto	31	21	9	0	2.16
Pheonix Copley, Chicago-Hershey	41	26	11	3	2.25
David Rittich, Stockton	31	15	11	4	2.27
Anton Forsberg, Cleveland	51	27	17	4	2.28
Alex Stalock, Iowa	50	23	17	8	2.28

#### PLAYOFFS (BY GAMES)



# ALL-TIME STANDINGS AND LEADERS

## 2017-18

### STANDINGS

#### EASTERN CONFERENCE

ATLANTIC DIVISION										
	GP	W	L	OTL	SOL	PTS	PCT	GF	GA	
x-Lehigh Valley	76	47	19	5	5	104	.684	260	218	
x-Wilkes-Barre/Scranton	76	45	22	6	3	99	.651	252	223	
x-Charlotte	76	46	26	1	3	96	.632	262	212	
x-Providence	76	45	26	3	2	95	.625	231	187	
Bridgeport	76	36	32	5	3	80	.526	206	214	
Hartford	76	34	33	6	3	77	.507	208	252	
Springfield	76	32	37	5	2	71	.467	210	233	
Hershey	76	30	37	4	5	69	.454	201	249	

NORTH DIVISION										
	GP	W	L	OTL	SOL	PTS	PCT	GF	GA	
x-Toronto	76	54	18	2	2	112	.737	254	170	
x-Syracuse	76	46	22	3	5	100	.658	234	189	
x-Rochester	76	37	22	11	6	91	.599	234	221	
x-Utica	76	38	26	8	4	88	.579	211	216	
Binghamton	76	25	38	9	4	63	.414	193	247	
Belleville	76	29	42	2	3	63	.414	194	266	
Laval	76	24	42	7	3	58	.382	206	281	

#### WESTERN CONFERENCE

CENTRAL DIVISION										
	GP	W	L	OTL	SOL	PTS	PCT	GF	GA	
x-Chicago	76	42	23	7	4	95	.625	244	208	
x-Grand Rapids	76	42	25	2	7	93	.612	237	210	
x-Manitoba	76	42	26	4	4	92	.605	253	198	
x-Rockford	76	40	28	4	4	88	.579	239	234	
Iowa	76	33	27	10	6	82	.539	232	246	
Milwaukee	76	38	32	4	2	82	.539	216	235	
Cleveland	76	25	41	7	3	60	.395	190	258	

PACIFIC DIVISION										
	GP	W	L	OTL	SOL	PTS	PCT	GF	GA	
x-Tucson	68	42	20	5	1	90	.662	214	173	
x-Texas	76	38	24	8	6	90	.592	223	231	
x-Ontario	68	36	25	4	3	79	.581	200	194	
x-San Jose	68	34	26	4	4	76	.559	186	198	
San Diego	68	36	28	3	1	76	.559	202	197	
Stockton	68	34	28	2	4	74	.544	211	204	
Bakersfield	68	31	27	9	1	72	.529	188	206	
San Antonio	76	35	31	10	0	80	.526	198	219	

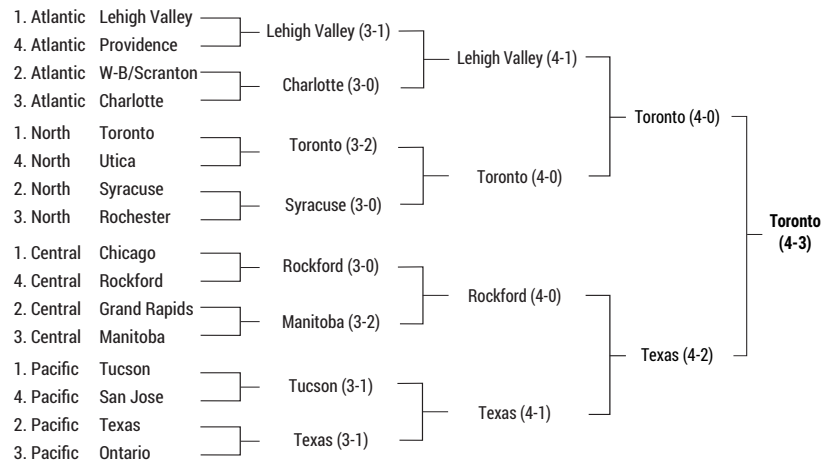
#### LEADING SCORERS

	GP	G	A	PTS
Chris Terry, Laval	62	32	39	71
Phil Varone, Lehigh Valley	74	23	47	70
Austin Czarnik, Providence	64	25	44	69
Mason Appleton, Manitoba	76	22	44	66
Daniel Sprong, Wilkes-Barre/Scranton	65	32	33	65
Teemu Pulkkinen, Chicago	75	29	36	65
Ben Street, Grand Rapids	73	21	44	65
Eric Tangradi, Grand Rapids	74	31	33	64
Cal O'Reilly, Iowa	75	15	49	64
Curtis Valk, Springfield	73	20	42	62

#### LEADING GOALTENDERS

	GP	W	L	OT	GAA
Garret Sparks, Toronto	43	31	9	2	1.79
Jordan Binnington, Providence	28	17	9	1	2.05
Michael Hutchinson, Manitoba	26	17	5	4	2.08
Eddie Pasquale, Bakersfield-Syracuse	31	16	6	7	2.19
Adin Hill, Tucson	36	19	11	4	2.28
Harri Sateri, Springfield	29	14	9	3	2.30
Calvin Pickard, Toronto	33	21	9	2	2.31
Connor Ingram, Syracuse	35	20	11	2	2.33
Kasimir Kaskisuo, Toronto-Chicago	29	14	13	2	2.33
Antoine Bibeau, San Jose	43	23	14	4	2.37

#### PLAYOFFS (BY GAMES)



# ALL-TIME STANDINGS AND LEADERS

## 2018-19

### STANDINGS

#### EASTERN CONFERENCE

ATLANTIC DIVISION										
	GP	W	L	OTL	SOL	PTS	PCT	GF	GA	
x-Charlotte	76	51	17	7	1	110	.724	255	189	
x-Bridgeport	76	43	24	6	3	95	.625	233	228	
x-Hershey	76	43	25	4	4	94	.618	211	215	
x-Providence	76	38	27	8	3	87	.572	228	212	
Lehigh Valley	76	39	30	4	3	85	.559	240	244	
Wilkes-Barre/Scranton	76	36	30	7	3	82	.539	232	228	
Springfield	76	33	29	9	5	80	.526	250	241	
Hartford	76	29	36	7	4	69	.454	209	266	

NORTH DIVISION										
	GP	W	L	OTL	SOL	PTS	PCT	GF	GA	
x-Syracuse	76	47	21	4	4	102	.671	264	187	
x-Rochester	76	46	23	5	2	99	.651	254	218	
x-Toronto	76	39	24	9	4	91	.599	248	243	
x-Cleveland	76	37	29	8	2	84	.553	232	234	
Belleville	76	37	31	3	5	82	.539	228	228	
Utica	76	34	34	6	2	76	.500	224	257	
Laval	76	30	34	6	6	72	.474	195	231	
Binghamton	76	28	41	7	0	63	.414	201	278	

#### LEADING SCORERS

	GP	G	A	PTS
Carter Verhaeghe, Syracuse	76	34	48	82
Jeremy Bracco, Toronto	75	22	57	79
Daniel Carr, Chicago	52	30	41	71
T.J. Tynan, Chicago	71	12	59	71
Andrew Poturalski, Charlotte	72	23	47	70
Alex Barre-Boulet, Syracuse	74	34	34	68
Cal O'Reilly, Iowa	67	16	51	67
Tyler Benson, Bakersfield	68	15	51	66
Chris Mueller, Toronto	60	33	32	65
Peter Holland, Hartford-Rockford	73	27	38	65
Mike Sgarbossa, Hershey	75	30	35	65

#### WESTERN CONFERENCE

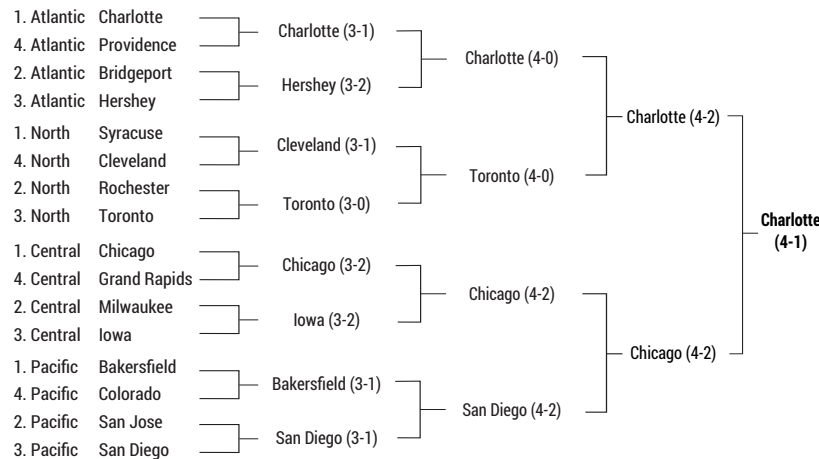
CENTRAL DIVISION										
	GP	W	L	OTL	SOL	PTS	PCT	GF	GA	
x-Chicago	76	44	22	6	4	98	.645	250	199	
x-Milwaukee	76	36	24	14	2	88	.579	217	207	
x-Iowa	76	37	26	8	5	87	.572	242	230	
x-Grand Rapids	76	38	27	7	4	87	.572	217	222	
Manitoba	76	39	30	5	2	85	.559	197	219	
Texas	76	37	31	4	4	82	.539	238	231	
Rockford	76	35	31	4	6	80	.526	184	214	
San Antonio	76	31	38	6	1	69	.454	196	244	

PACIFIC DIVISION										
	GP	W	L	OTL	SOL	PTS	PCT	GF	GA	
x-Bakersfield	68	42	21	3	2	89	.654	242	182	
x-San Jose	68	39	22	3	4	85	.625	227	197	
x-San Diego	68	36	24	5	3	80	.588	239	221	
x-Colorado	68	36	27	4	1	77	.566	191	205	
Tucson	68	34	26	5	3	76	.559	206	202	
Stockton	68	31	31	4	2	68	.500	235	252	
Ontario	68	25	33	6	4	60	.441	213	274	

#### LEADING GOALTENDERS

	GP	W	L	OT	GAA
Alex Nedeljkovic, Charlotte	51	34	9	5	2.26
Marcus Hogberg, Belleville	39	21	11	6	2.32
Shane Starrett, Bakersfield	42	27	7	5	2.33
Eddie Pasquale, Syracuse	45	27	12	6	2.35
Troy Grosenick, Milwaukee	46	24	14	6	2.41
Max Lagace, Chicago	33	16	10	6	2.43
Chris Driedger, Springfield	32	18	10	2	2.45
Oscar Dansk, Chicago	40	27	9	4	2.46
Collin Delia, Rockford	26	13	8	4	2.48
Patrik Rybar, Grand Rapids	37	16	16	5	2.49

#### PLAYOFFS (BY GAMES)



# ALL-TIME STANDINGS AND LEADERS

## 2019-20

### STANDINGS

#### EASTERN CONFERENCE

##### ATLANTIC DIVISION

	GP	W	L	OTL	SOL	PTS	PCT	GF	GA
Providence	62	38	18	3	3	82	.661	197	154
Hershey	62	37	18	3	4	81	.653	187	157
Charlotte	61	34	22	5	0	73	.598	202	172
Hartford	62	31	20	6	5	73	.589	171	173
Springfield	61	31	27	3	0	65	.533	190	186
Wilkes-Barre/Scranton	63	29	26	3	5	66	.524	164	193
Lehigh Valley	62	24	28	3	7	58	.468	161	186
Bridgeport	63	23	33	5	2	53	.421	152	206

##### NORTH DIVISION

	GP	W	L	OTL	SOL	PTS	PCT	GF	GA
Belleville	63	38	20	4	1	81	.643	234	197
Rochester	62	33	20	4	5	75	.605	181	173
Utica	61	34	22	3	2	73	.598	210	186
Binghamton	62	34	24	4	0	72	.581	189	182
Syracuse	62	30	23	4	5	69	.556	202	210
Laval	62	30	24	5	3	68	.548	183	182
Toronto	61	29	27	3	2	63	.516	206	212
Cleveland	62	24	31	5	2	55	.444	159	192

#### WESTERN CONFERENCE

##### CENTRAL DIVISION

	GP	W	L	OTL	SOL	PTS	PCT	GF	GA
Milwaukee	63	41	14	5	3	90	.714	211	141
Iowa	63	37	18	4	4	82	.651	194	171
Grand Rapids	63	29	27	3	4	65	.516	177	193
Chicago	61	27	26	5	3	62	.508	155	175
Rockford	63	29	30	2	2	62	.492	156	187
Texas	62	27	28	3	4	61	.492	171	192
San Antonio	61	24	25	7	5	60	.492	161	184
Manitoba	61	27	33	1	0	55	.451	160	190

##### PACIFIC DIVISION

	GP	W	L	OTL	SOL	PTS	PCT	GF	GA
Tucson	58	36	19	1	2	75	.647	198	163
Colorado	56	34	18	3	1	72	.643	188	162
Stockton	55	30	17	4	4	68	.618	194	170
San Diego	57	30	19	6	2	68	.596	185	164
Ontario	57	29	22	5	1	64	.561	166	198
Bakersfield	56	21	27	5	3	50	.446	162	202
San Jose	55	21	27	5	2	49	.445	179	192

Season suspended on Mar. 12 due to COVID-19 pandemic... Remainder of regular season and playoffs officially canceled on May 11  
Final standings ranked by points percentage

#### LEADING SCORERS

	GP	G	A	PTS
Sam Anas, Iowa	63	20	50	70
Reid Boucher, Utica	53	34	33	67
Gerry Mayhew, Iowa	49	39	22	61
Josh Norris, Belleville	56	31	30	61
Alex Barre-Boulet, Syracuse	60	27	29	56
Drake Batherson, Belleville	44	16	38	54
Alex Formenton, Belleville	61	27	26	53
Brayden Burke, Tucson	51	21	31	52
Chris Terry, Grand Rapids	57	21	30	51
Daniel Carr, Milwaukee	47	23	27	50
Nikolay Goldobin, Utica	51	19	31	50

#### LEADING GOALTENDERS

	GP	W	L	OT	GAA
Dan Vladar, Providence	25	14	7	1	1.79
Igor Shesterkin, Hartford	25	17	4	3	1.90
Connor Ingram, Milwaukee	33	21	5	5	1.92
Kaapo Kahkonen, Iowa	34	25	6	3	2.07
Vitek Vanecek, Hershey	31	19	10	1	2.26
Jonas Johansson, Rochester	22	14	4	3	2.28
Troy Grosenick, Milwaukee	33	20	9	3	2.29
Max Lagace, Providence	33	22	7	3	2.37
Cayden Primeau, Laval	33	17	11	3	2.45
Pheonix Copley, Hershey	31	17	8	6	2.47



# ALL-TIME STANDINGS AND LEADERS

## 2020-21 STANDINGS

ATLANTIC DIVISION										
	GP	W	L	OTL	SOL	PTS	PCT	GF	GA	
Providence	25	15	6	2	2	34	.680	78	60	
Hartford	24	14	9	1	0	29	.604	82	74	
Bridgeport	24	8	14	2	0	18	.375	59	81	
NORTH DIVISION										
	GP	W	L	OTL	SOL	PTS	PCT	GF	GA	
Hershey	33	24	7	2	0	50	.758	110	77	
Lehigh Valley	32	18	7	4	2	43	.672	96	92	
Syracuse	32	19	10	3	0	41	.641	120	93	
Utica	28	16	11	0	1	33	.589	89	88	
Wilkes-Barre/Scranton	32	13	13	4	2	32	.500	92	107	
Rochester	29	11	15	2	1	25	.431	89	116	
Binghamton	35	7	20	5	2	22	.314	89	127	
CANADIAN DIVISION										
	GP	W	L	OTL	SOL	PTS	PCT	GF	GA	
Laval	36	23	9	3	1	50	.694	113	87	
Manitoba	36	18	13	3	2	41	.569	109	102	
Bellefonte	35	18	16	1	0	37	.529	102	111	
Toronto	35	16	17	0	2	34	.486	111	119	
Stockton	30	11	17	2	0	24	.400	79	95	
CENTRAL DIVISION										
	GP	W	L	OTL	SOL	PTS	PCT	GF	GA	
Chicago	33	21	9	1	2	45	.682	132	94	
Cleveland	29	16	10	1	2	35	.603	101	86	
Grand Rapids	32	16	12	3	1	36	.563	96	97	
Iowa	34	17	13	4	0	38	.559	107	113	
Texas	38	17	18	3	0	37	.487	117	124	
Rockford	32	12	19	1	0	25	.391	89	115	
PACIFIC DIVISION										
	GP	W	L	OTL	SOL	PTS	PCT	GF	GA	
Henderson	39	25	13	0	1	51	.654	125	102	
Bakersfield	39	24	14	0	1	49	.628	129	104	
San Diego	44	26	17	1	0	53	.602	153	142	
San Jose	36	15	15	4	2	36	.500	105	127	
Colorado	34	15	15	3	1	34	.500	101	104	
Ontario	40	17	19	4	0	38	.475	136	149	
Tucson	36	13	20	3	0	29	.403	103	126	

Season shortened due to COVID-19 pandemic

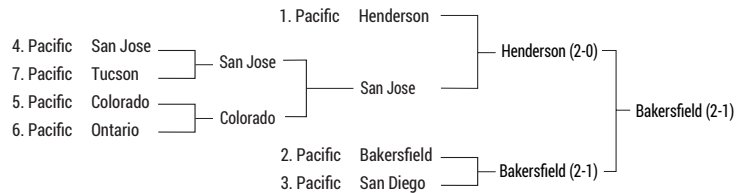
## LEADING SCORERS

	GP	G	A	PTS
Andrew Poturalski, San Diego	44	9	34	43
Danny O'Regan, Henderson	37	16	21	37
Cooper Marody, Bakersfield	39	21	15	36
Riley Damiani, Texas	36	11	25	36
Tyler Benson, Bakersfield	36	10	26	36
Chase De Leo, San Diego	37	15	20	35
T.J. Tynan, Colorado	27	8	27	35
Riley Barber, Grand Rapids	32	20	14	34
Adam Mascherin, Texas	37	18	16	34
Boris Katchouk, Syracuse	29	11	23	34

## LEADING GOALTENDERS

	GP	W	L	OT	GAA
Zach Fucale, Hershey	11	9	2	0	1.80
Logan Thompson, Henderson	23	16	6	1	1.96
Cayden Primeau, Laval	16	11	4	0	2.10
Alex D'Orio, Wilkes-Barre/Scranton	11	6	3	1	2.18
Zane McIntyre, Lehigh Valley	19	11	3	3	2.33
Stuart Skinner, Bakersfield	31	20	9	1	2.38
Michael McNiven, Laval	13	7	3	3	2.59
Pheonix Copley, Hershey	15	10	4	1	2.66
Garret Sparks, Stockton	16	5	10	0	2.69
Adam Huska, Hartford	13	9	4	0	2.70

## PACIFIC DIVISION PLAYOFFS (BY GAMES)



# ALL-TIME STANDINGS AND LEADERS

## 2021-22

### STANDINGS

#### EASTERN CONFERENCE

ATLANTIC DIVISION										
	GP	W	L	OTL	SOL	PTS	PCT	GF	GA	
x-Charlotte	72	42	24	5	1	90	.625	234	197	
x-Springfield	76	43	24	6	3	95	.625	233	221	
x-Providence	72	36	25	5	6	83	.576	199	192	
x-Wilkes-Barre/Scranton	76	35	33	4	4	78	.513	209	225	
x-Hershey	76	34	32	6	4	78	.513	202	209	
x-Bridgeport	72	31	30	7	4	73	.507	213	226	
Hartford	72	32	32	6	2	72	.500	205	225	
Lehigh Valley	76	29	32	10	5	73	.480	195	239	

NORTH DIVISION										
	GP	W	L	OTL	SOL	PTS	PCT	GF	GA	
x-Utica	72	43	20	8	1	95	.660	246	206	
x-Syracuse	76	41	26	7	2	91	.599	242	229	
x-Laval	72	39	26	5	2	85	.590	246	231	
x-Belleville	72	40	28	4	0	84	.583	219	218	
x-Rochester	76	37	29	7	3	84	.553	254	270	
Toronto	72	37	30	4	1	79	.549	243	244	
Cleveland	76	28	35	8	5	69	.454	207	262	

#### WESTERN CONFERENCE

CENTRAL DIVISION																				
	GP	W	L	OTL	SOL	PTS	PCT	GF	GA		GP	W	L	OTL	SOL	PTS	PCT	GF	GA	
x-Chicago	76	50	16	5	5	110	.724	261	194		x-Chicago	76	50	16	5	5	110	.724	261	194
x-Manitoba	72	41	24	5	2	89	.618	228	204		x-Manitoba	72	41	24	5	2	89	.618	228	204
x-Milwaukee	76	39	28	5	4	87	.572	229	228		x-Milwaukee	76	39	28	5	4	87	.572	229	228
x-Rockford	72	37	30	4	1	79	.549	223	221		x-Rockford	72	37	30	4	1	79	.549	223	221
x-Texas	72	32	28	6	6	76	.507	219	230		x-Texas	72	32	28	6	6	76	.507	219	230
Iowa	72	32	31	4	5	73	.507	202	209		Iowa	72	32	31	4	5	73	.507	202	209
Grand Rapids	76	33	35	6	2	74	.487	209	240		Grand Rapids	76	33	35	6	2	74	.487	209	240

PACIFIC DIVISION																				
	GP	W	L	OTL	SOL	PTS	PCT	GF	GA		GP	W	L	OTL	SOL	PTS	PCT	GF	GA	
x-Stockton	68	45	16	5	2	97	.713	242	185		x-Stockton	68	45	16	5	2	97	.713	242	185
x-Ontario	68	41	18	5	4	91	.669	259	219		x-Ontario	68	41	18	5	4	91	.669	259	219
x-Colorado	68	39	22	4	3	85	.625	244	207		x-Colorado	68	39	22	4	3	85	.625	244	207
x-Bakersfield	68	37	21	5	5	84	.618	225	192		x-Bakersfield	68	37	21	5	5	84	.618	225	192
x-Abbotsford	68	39	23	5	1	84	.618	230	200		x-Abbotsford	68	39	23	5	1	84	.618	230	200
x-Henderson	68	35	28	4	1	75	.551	209	203		x-Henderson	68	35	28	4	1	75	.551	209	203
x-San Diego	68	28	33	4	3	63	.463	197	223		x-San Diego	68	28	33	4	3	63	.463	197	223
Tucson	68	23	39	5	1	52	.382	182	268		Tucson	68	23	39	5	1	52	.382	182	268
San Jose	68	20	42	4	2	46	.338	202	291		San Jose	68	20	42	4	2	46	.338	202	291

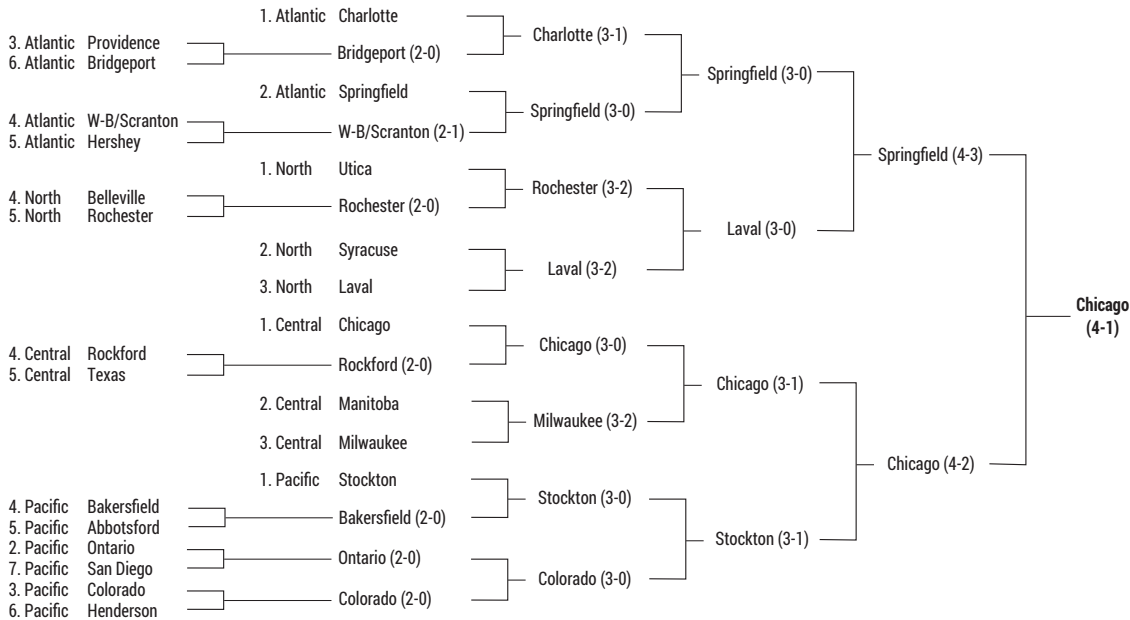
#### LEADING SCORERS

	GP	G	A	PTS
Andrew Poturalski, Chicago	71	28	73	101
T.J. Tynan, Ontario	62	14	84	98
Stefan Noesen, Chicago	70	48	37	85
Seth Griffith, Bakersfield	64	30	50	80
Kiefer Sherwood, Colorado	57	36	39	75
Martin Frk, Ontario	58	40	33	73
Dylan Sikura, Colorado	60	33	40	73
Sheldon Rempal, Abbotsford	55	33	36	69
Matthew Phillips, Stockton	65	31	37	68
JJ Peterka, Rochester	70	28	40	68

#### LEADING GOALTENDERS

	GP	W	L	OT	GAA
Troy Grosenick, Providence	30	16	6	4	2.00
Alex Lyon, Chicago	30	18	7	3	2.16
Charlie Lindgren, Springfield	34	24	7	1	2.21
Stuart Skinner, Bakersfield	35	22	7	5	2.21
Joey Daccord, Charlotte	34	19	11	2	2.28
Max Lagace, Syracuse	36	23	9	2	2.31
Kevin Poulin, Laval	30	18	8	3	2.34
Dustin Wolf, Stockton	47	33	9	4	2.35
Pheonix Copley, Hershey	35	18	12	5	2.38
Mikhail Berdin, Manitoba	32	19	10	2	2.40

#### PLAYOFFS (BY GAMES)







## ALL-TIME TEAM REGISTER

### BALTIMORE CLIPPERS

Season	Aff	Head Coach	GP	W	L	T	OTL	SOL	PTS	PCT	GF	GA	Finish	Playoff Result (W-L Record)
1962-63		Red Sullivan, Aldo Guidolin	72	35	30	7	--	--	77	.535	226	244	3rd, Eastern	Lost Quarterfinals (1-2)
1963-64		Aldo Guidolin	72	32	37	3	--	--	67	.465	200	220	4th, Eastern	Did not qualify
1964-65		Johnny Crawford	72	35	32	5	--	--	75	.521	275	249	3rd, Eastern	Lost Quarterfinals (2-3)
1965-66		Johnny Crawford, Terry Reardon	72	27	43	3	--	--	56	.389	212	254	4th, Eastern	Did not qualify
1966-67		Terry Reardon	72	35	27	10	--	--	80	.556	252	247	2nd, Eastern	Lost Semifinals (4-5)
1967-68		Terry Reardon	72	28	34	10	--	--	66	.458	235	255	4th, Eastern	Did not qualify
1968-69		Aldo Guidolin	74	33	34	7	--	--	73	.493	266	257	2nd, Eastern	Lost Quarterfinals (1-3)
1969-70		Rudy Migay	72	25	30	17	--	--	67	.465	230	252	3rd, Western	Lost Semifinals (1-4)
1970-71		Terry Reardon	72	40	23	9	--	--	89	.618	263	224	1st, Western	Lost Semifinals (2-4)
1971-72		Terry Reardon	76	34	31	11	--	--	79	.520	240	249	1st, Western	Lost Calder Cup Finals (10-8)
1972-73	CAL	Terry Reardon, Jim Morrison	76	17	48	11	--	--	45	.296	210	315	6th, Western	Did not qualify
1973-74	--	Jim Morrison	76	42	24	10	--	--	94	.618	310	232	1st, Southern	Lost Semifinals (4-5)
*1974-75	--	Jim Morrison	46	14	22	10	--	--	38	.413	136	180	--	--
1975-76	--	Kent Douglas, Terry Reardon	76	21	48	7	--	--	49	.322	238	316	4th, Southern	Did not qualify
TOTALS			1,000	418	463	119	--	--	955	.478	3,293	3,494		

\*team withdrew, Jan. 23, 1975

### BALTIMORE SKIPJACKS

Season	Aff	Head Coach	GP	W	L	T	OTL	SOL	PTS	PCT	GF	GA	Finish	Playoff Result (W-L Record)
1982-83	PIT/BOS	Lou Angotti	80	35	36	9	--	--	79	.494	362	366	5th, Southern	Did not qualify
1983-84	PIT	Gene Ubriaco	80	46	24	10	--	--	102	.638	384	304	1st, Southern	Lost Semifinals (6-4)
1984-85	PIT	Gene Ubriaco	80	45	27	8	--	--	98	.613	326	252	2nd, Southern	Lost Calder Cup Finals (10-5)
1985-86	PIT	Gene Ubriaco	80	28	44	8	--	--	64	.400	271	304	7th, Southern	Did not qualify
1986-87	PIT	Gene Ubriaco	80	35	37	--	--	8	78	.488	277	295	5th, Southern	Did not qualify
1987-88	--	Gene Ubriaco	80	13	58	9	0	--	35	.219	268	434	7th, Southern	Did not qualify
1988-89	WSH	Terry Murray	80	30	46	4	--	--	64	.400	317	347	6th, Southern	Did not qualify
1989-90	WSH	Terry Murray, Barry Trotz, Doug MacLean	80	43	30	7	--	--	93	.581	302	265	3rd, Southern	Lost Semifinals (6-6)
1990-91	WSH	Rob Laird	80	39	34	7	--	--	85	.531	325	289	3rd, Southern	Lost Quarterfinals (2-4)
1991-92	WSH	Rob Laird, Barry Trotz	80	28	42	10	--	--	66	.413	287	320	5th, Southern	Did not qualify
1992-93	WSH	Barry Trotz	80	28	40	12	--	--	68	.425	318	353	4th, Southern	Lost Division Semifinals (3-4)
TOTALS			880	370	418	84	0	8	832	.473	3,437	3,529		

### BALTIMORE BANDITS

Season	Aff	Head Coach	GP	W	L	T	OTL	SOL	PTS	PCT	GF	GA	Finish	Playoff Result (W-L Record)
1995-96	ANA	Walt Kyle	80	33	36	9	2	--	77	.481	279	299	3rd, Southern	Lost Conference Semifinals (6-6)
1996-97	ANA	Moe Mantha	80	30	37	10	3	--	73	.456	251	285	4th, Mid-Atlantic	Lost Conference Quarterfinals (0-3)
TOTALS			160	63	73	19	5	--	150	.469	530	584		

### BELLEVILLE SENATORS

Season	Aff	Head Coach	GP	W	L	T	OTL	SOL	PTS	PCT	GF	GA	Finish	Playoff Result (W-L Record)
2017-18	OTT	Kurt Kleinendorst	76	29	42	--	2	3	63	.414	194	266	6th, North	Did not qualify
2018-19	OTT	Troy Mann	76	37	31	--	3	5	82	.539	228	228	5th, North	Did not qualify
2019-20	OTT	Troy Mann	63	38	20	--	4	1	81	.643	234	197	1st, North	Playoffs not held
2020-21	OTT	Troy Mann	35	18	16	--	1	0	37	.529	102	111	3rd, Canadian	Playoffs not held
2021-22	OTT	Troy Mann	72	40	28	--	4	0	84	.583	219	218	4th, North	Lost Division First Round (0-2)
TOTALS			322	162	137	--	14	9	347	.539	977	1,020		

### BINGHAMTON BROOME DUSTERS

Season	Aff	Head Coach	GP	W	L	T	OTL	SOL	PTS	PCT	GF	GA	Finish	Playoff Result (W-L Record)
1977-78	PIT	Larry Kish	81	27	46	8	--	--	62	.383	287	377	4th, Northern	Did not qualify
1978-79	PIT	Joe Hardy	79	32	42	5	--	--	69	.437	300	320	3rd, Southern	Lost Semifinals (5-5)
1979-80	BOS/LA	Pat Kelly, Dave Forbes	80	24	49	7	--	--	55	.344	268	334	5th, Southern	Did not qualify
TOTALS			240	83	137	20	--	--	186	.388	855	1,031		

### BINGHAMTON WHALERS

Season	Aff	Head Coach	GP	W	L	T	OTL	SOL	PTS	PCT	GF	GA	Finish	Playoff Result (W-L Record)
1980-81	HFD	Larry Kish	80	32	42	6	--	--	70	.438	296	336	3rd, Southern	Lost Quarterfinals (2-4)
1981-82	HFD	Larry Kish	80	46	28	6	--	--	98	.613	329	266	1st, Southern	Lost Calder Cup Finals (8-7)
1982-83	HFD	John Cunniff, Rick Ley	80	36	36	8	--	--	80	.500	320	333	4th, Southern	Lost Quarterfinals (1-4)
1983-84	HFD	John Cunniff	80	33	43	4	--	--	70	.438	359	388	6th, Southern	Did not qualify
1984-85	HFD/WSH	Larry Pleau	80	52	20	8	--	--	112	.700	388	265	1st, Southern	Lost Semifinals (4-4)
1985-86	HFD/WSH	Larry Pleau	80	41	34	5	--	--	87	.544	316	290	2nd, Southern	Lost Quarterfinals (2-4)
1986-87	HFD/WSH	Larry Pleau	80	47	26	--	--	7	101	.631	309	259	2nd, Southern	Lost Semifinals (6-7)
1987-88	HFD/WSH	Larry Pleau, Doug Jarvis	80	38	31	8	3	--	87	.544	353	300	4th, Southern	Lost Quarterfinals (0-4)
1988-89	HFD	Claude Larose	80	28	46	6	--	--	62	.388	307	392	7th, Southern	Did not qualify
1989-90	HFD	Doug McKay	80	11	60	9	--	--	31	.194	229	366	7th, Southern	Did not qualify
TOTALS			800	364	366	60	3	7	798	.499	3,206	3,195		



# ALL-TIME TEAM REGISTER

## BINGHAMTON RANGERS

Season	Aff	Head Coach	GP	W	L	T	OTL	SOL	PTS	GF	GA	Finish	Playoff Result (W-L Record)
1990-91	NYR	John Paddock	80	44	30	6	--	--	94	.588	318	274	2nd, Southern Lost Semifinals (4-6)
1991-92	NYR	Ron Smith	80	41	30	9	--	--	91	.569	318	277	1st, Southern Lost Division Finals (7-4)
1992-93	NYR	Ron Smith, Colin Campbell	80	57	13	10	--	--	124	.775	392	246	1st, Southern Lost Division Finals (7-7)
1993-94	NYR	Al Hill	80	33	38	9	--	--	75	.469	312	322	5th, Southern Did not qualify
1994-95	NYR	Al Hill	80	43	30	7	--	--	93	.581	302	261	1st, Southern Lost Division Finals (6-5)
1995-96	NYR	George Burnett	80	39	31	7	3	--	88	.550	333	331	1st, Southern Lost Conference Quarterfinals (1-3)
1996-97	NYR	George Burnett	80	27	38	13	2	--	69	.431	245	300	5th, Empire State Lost Conference Quarterfinals (1-3)
TOTALS			560	284	210	61	5	--	634	.566	2,220	2,011	

## BINGHAMTON SENATORS

Season	Aff	Head Coach	GP	W	L	T	OTL	SOL	PTS	PCT	GF	GA	Finish	Playoff Result (W-L Record)
2002-03	OTT	John Paddock	80	43	26	9	2	--	97	.606	239	207	1st, East (3) Lost Conference Finals (8-6)	
2003-04	OTT	John Paddock	80	34	34	9	3	--	80	.500	210	216	4th, East Lost Qualifier (0-2)	
2004-05	OTT	John Paddock/Dave Cameron	80	47	21	--	5	7	106	.663	276	217	1st, East Lost Division Semifinals (2-4)	
2005-06	OTT	Dave Cameron	80	35	37	--	4	4	78	.488	258	295	5th, East Did not qualify	
2006-07	OTT	Dave Cameron	80	23	48	--	4	5	55	.344	225	323	7th, East Did not qualify	
2007-08	OTT	Cory Clouston	80	34	32	--	9	5	82	.513	225	248	6th, East Did not qualify	
2008-09	OTT	Cory Clouston, Curtis Hunt	80	41	30	--	5	4	91	.569	232	238	5th, East Did not qualify	
2009-10	OTT	Don Nachbaur	80	36	35	--	6	3	81	.506	251	260	5th, East Did not qualify	
2010-11	OTT	Kurt Kleinendorst	80	42	30	--	3	5	92	.575	255	221	5th, East Won Calder Cup (16-7)	
2011-12	OTT	Kurt Kleinendorst	76	29	40	--	5	2	65	.428	201	243	5th, East (15) Did not qualify	
2012-13	OTT	Luke Richardson	76	44	24	--	1	7	96	.632	227	188	2nd, East (4) Lost Conference Quarterfinals (0-3)	
2013-14	OTT	Luke Richardson	76	44	24	--	3	5	96	.632	276	232	1st, East (3) Lost Conference Quarterfinals (1-3)	
2014-15	OTT	Luke Richardson	76	34	34	--	7	1	76	.500	242	258	3rd, East (11) Did not qualify	
2015-16	OTT	Luke Richardson	76	31	38	--	6	1	69	.454	204	241	7th, East Did not qualify	
2016-17	OTT	Kurt Kleinendorst	76	28	44	--	2	2	60	.395	190	266	7th, North Did not qualify	
TOTALS			1,176	545	497	18	65	51	1,224	.520	3,511	3,653		

## BINGHAMTON DEVILS

- Lowell Devils (2006-10)
- Albany Devils (2010-17)
- Binghamton Devils (2017-21)

Season	Aff	Head Coach	GP	W	L	T	OTL	SOL	PTS	PCT	GF	GA	Finish	Playoff Result (W-L Record)
2006-07	NJ	Kurt Kleinendorst	80	38	30	--	6	6	88	.550	212	220	5th, Atlantic Did not qualify	
2007-08	NJ	Kurt Kleinendorst	80	25	43	--	7	5	62	.388	183	270	7th, Atlantic Did not qualify	
2008-09	NJ	Kurt Kleinendorst	80	35	36	--	2	7	79	.494	213	243	6th, Atlantic Did not qualify	
2009-10	NJ	John MacLean	80	39	31	--	4	6	88	.550	239	232	4th, Atlantic Lost Division Semifinals (1-4)	
2010-11	NJ	Rick Kowalsky	80	32	42	--	1	5	70	.438	217	283	8th, East Did not qualify	
2011-12	NJ	Rick Kowalsky	76	31	34	--	6	5	73	.480	190	226	5th, Northeast (14) Did not qualify	
2012-13	NJ	Rick Kowalsky	76	31	32	--	1	12	75	.493	193	225	4th, Northeast (12) Did not qualify	
2013-14	NJ	Rick Kowalsky	76	40	23	--	5	8	93	.612	220	193	2nd, Northeast (5) Lost Conference Quarterfinals (1-3)	
2014-15	NJ	Rick Kowalsky	76	37	28	--	5	6	85	.559	199	201	4th, Northeast (10) Did not qualify	
2015-16	NJ	Rick Kowalsky	76	46	20	--	8	2	102	.671	212	167	2nd, North Lost Division Finals (6-5)	
2016-17	NJ	Rick Kowalsky	76	39	32	--	2	3	83	.546	204	206	3rd, North Lost Division Semifinals (1-3)	
2017-18	NJ	Rick Kowalsky	76	25	38	--	9	4	63	.414	193	247	5th, North Did not qualify	
2018-19	NJ	Mark Dennehy	76	28	41	--	7	0	63	.414	201	278	8th, North Did not qualify	
2019-20	NJ	Mark Dennehy	62	34	24	--	4	0	72	.581	189	182	4th, North Playoffs not held	
2020-21	NJ	Mark Dennehy	35	7	20	1	5	2	22	.314	89	127	7th, North Playoffs not held	
TOTALS			1,105	487	474	1	72	71	1,118	.506	2,954	3,300		

## BOSTON BRAVES

Season	Aff	Head Coach	GP	W	L	T	OTL	SOL	PTS	PCT	GF	GA	Finish	Playoff Result (W-L Record)
1971-72	BOS	Bep Guidolin	76	41	21	14	--	--	96	.632	260	191	1st, Eastern Lost Semifinals (4-5)	
1972-73	BOS	Bep Guidolin, Matt Ravlich/Ron Boehm	76	34	29	13	--	--	81	.533	248	256	2nd, Eastern Lost Semifinals (4-6)	
1973-74	BOS	Matt Ravlich	76	23	40	13	--	--	59	.388	239	297	5th, Northern Did not qualify	
TOTALS			228	98	90	40	--	--	236	.518	747	744		









## ALL-TIME TEAM REGISTER

### COLORADO EAGLES

Season	Aff	Head Coach	GP	W	L	T	OTL	SOL	PTS	PCT	GF	GA	Finish	Playoff Result (W-L Record)
2018-19	COL	Greg Cronin	68	36	27	--	4	1	77	.566	191	205	4th, Pacific	Lost Division Semifinals (1-3)
2019-20	COL	Greg Cronin	56	34	18	--	3	1	72	.643	188	162	2nd, Pacific	Playoffs not held
2020-21	COL	Greg Cronin	34	15	15	--	3	1	34	.500	101	104	5th, Pacific	Lost Play-in Final (1-1)
2021-22	COL	Greg Cronin	68	39	22	--	4	3	85	.625	244	207	3rd, Pacific	Lost Division Finals (6-3)
TOTALS			226	124	82	--	14	6	268	.593	724	678		

### CONNECTICUT WHALE (SEE HARTFORD WOLF PACK)

### CORNWALL ACES

Season	Aff	Head Coach	GP	W	L	T	OTL	SOL	PTS	PCT	GF	GA	Finish	Playoff Result (W-L Record)
1993-94	QUE	Jacques Martin	80	33	36	11	--	--	77	.481	294	295	3rd, Southern	Lost Semifinals (8-5)
1994-95	QUE	Bob Hartley	80	38	33	9	--	--	85	.531	236	248	2nd, Southern	Lost Semifinals (8-7)
1995-96	COL	Bob Hartley	80	34	34	7	5	--	80	.500	249	251	4th, Central	Lost Conference Semifinals (3-5)
TOTALS			240	105	103	27	5	--	242	.504	779	794		

### EDMONTON ROAD RUNNERS

• Toronto Roadrunners (2003-04)

• Edmonton Road Runners (2004-05)

Season	Aff	Head Coach	GP	W	L	T	OTL	SOL	PTS	PCT	GF	GA	Finish	Playoff Result (W-L Record)
2003-04	EDM	Geoff Ward	80	35	34	8	3	--	81	.506	219	224	5th, North	Lost Qualifier (1-2)
2004-05	EDM	Geoff Ward	80	32	33	--	4	11	79	.494	201	223	6th, North	Did not qualify
TOTALS			160	67	67	8	7	11	160	.500	420	447		

### ERIE BLADES

Season	Aff	Head Coach	GP	W	L	T	OTL	SOL	PTS	PCT	GF	GA	Finish	Playoff Result (W-L Record)
1981-82	PIT/BOS	Lou Angotti	80	22	52	6	--	--	50	.313	317	425	6th, Southern	Did not qualify
TOTALS			80	22	52	6	--	--	50	.313	317	425		

### FREDERICTON EXPRESS

Season	Aff	Head Coach	GP	W	L	T	OTL	SOL	PTS	PCT	GF	GA	Finish	Playoff Result (W-L Record)
1981-82	QUE	Jacques Demers	80	20	55	5	--	--	45	.281	275	408	5th, Northern	Did not qualify
1982-83	QUE/VAN	Jacques Demers	80	45	27	8	--	--	98	.613	348	284	1st, Northern	Lost Semifinals (6-6)
1983-84	QUE/VAN	Earl Jessiman	80	45	30	5	--	--	95	.594	340	262	1st, Northern	Lost Semifinals (3-4)
1984-85	QUE/VAN	Earl Jessiman	80	36	36	8	--	--	80	.500	279	301	2nd, Northern	Lost Semifinals (2-4)
1985-86	QUE/VAN	Andre Savard	80	35	37	8	--	--	78	.488	319	311	4th, Northern	Lost Semifinals (2-4)
1986-87	QUE/VAN	Ron Lapointe	80	32	43	--	--	5	69	.431	292	357	6th, Northern	Did not qualify
1987-88	QUE/VAN	Ron Lapointe, Marc Crawford/Simon Nolet, Blair MacDonald	80	42	27	8	3	--	95	.594	370	318	2nd, Northern	Lost Calder Cup Finals (8-7)
TOTALS			560	255	255	42	3	5	560	.500	2,223	2,241		

### FREDERICTON CANADIENS

Season	Aff	Head Coach	GP	W	L	T	OTL	SOL	PTS	PCT	GF	GA	Finish	Playoff Result (W-L Record)
1990-91	MTL	Paulin Bordeleau	80	36	35	9	--	--	81	.506	295	292	4th, Northern	Lost Quarterfinals (4-5)
1991-92	MTL	Paulin Bordeleau	80	43	27	10	--	--	96	.600	314	254	1st, Atlantic	Lost Division Semifinals (3-4)
1992-93	MTL	Paulin Bordeleau	80	38	31	11	--	--	87	.544	314	278	2nd, Atlantic	Lost Division Semifinals (1-4)
1993-94	MTL	Paulin Bordeleau	80	31	42	7	--	--	69	.431	294	296	5th, Atlantic	Did not qualify
1994-95	MTL	Paulin Bordeleau	80	35	40	5	--	--	75	.469	274	288	3rd, Atlantic	Lost Calder Cup Finals (10-7)
1995-96	MTL	Paulin Bordeleau	80	34	35	11	0	--	79	.494	307	308	4th, Atlantic	Lost Conference Semifinals (4-6)
1996-97	MTL	Paulin Bordeleau	80	26	44	8	2	--	62	.388	234	283	5th, Canadian	Did not qualify
1997-98	MTL	Michel Therrien	80	33	32	10	5	--	81	.506	245	244	2nd, Atlantic	Lost Conference Quarterfinals (1-3)
1998-99	MTL	Michel Therrien	80	33	36	6	5	--	77	.481	246	246	3rd, Atlantic	Lost Conference Finals (9-6)
TOTALS			720	309	322	77	12	--	707	.491	2,523	2,489		



# ALL-TIME TEAM REGISTER

## GRAND RAPIDS GRIFFINS

Season	Aff	Head Coach	GP	W	L	T	OTL	SOL	PTS	PCT	GF	GA	Finish	Playoff Result (W-L Record)
2001-02	OTT	Bruce Cassidy	80	42	27	11	0	--	95	.594	217	178	1st, West (2)	Lost Conference Quarterfinals (2-3)
2002-03	DET	Danton Cole	80	48	22	8	2	--	106	.663	240	177	1st, Central (1)	Lost Conference Finals (10-5)
2003-04	DET	Danton Cole	80	44	28	8	0	--	96	.600	195	166	2nd, West	Lost Division Semifinals (0-4)
2004-05	DET	Danton Cole, Greg Ireland	80	41	35	--	2	2	86	.538	200	200	5th, West	Did not qualify
2005-06	DET	Greg Ireland	80	55	20	--	1	4	115	.719	323	247	1st, North	Lost Conference Finals (8-8)
2006-07	DET	Greg Ireland	80	37	32	--	6	5	85	.531	226	244	4th, North	Lost Division Semifinals (3-4)
2007-08	DET	Mike Stothers	80	31	41	--	2	6	70	.438	210	245	5th, North	Did not qualify
2008-09	DET	Curt Fraser	80	43	25	--	6	6	98	.613	255	226	3rd, North	Lost Division Finals (4-6)
2009-10	DET	Curt Fraser	80	34	39	--	3	4	75	.469	244	265	7th, North	Did not qualify
2010-11	DET	Curt Fraser	80	36	34	--	2	8	82	.513	227	254	6th, North	Did not qualify
2011-12	DET	Curt Fraser	76	33	32	--	7	4	77	.507	245	249	4th, North (13)	Did not qualify
<b>2012-13</b>	<b>DET</b>	<b>Jeff Blashill</b>	<b>76</b>	<b>42</b>	<b>26</b>	<b>--</b>	<b>4</b>	<b>4</b>	<b>92</b>	<b>.605</b>	<b>234</b>	<b>205</b>	<b>1st, Midwest (3)</b>	<b>Won Calder Cup (15-9)</b>
2013-14	DET	Jeff Blashill	76	46	23	--	2	5	99	.651	238	187	2nd, Midwest (4)	Lost Conference Semifinals (5-5)
2014-15	DET	Jeff Blashill	76	46	22	--	6	2	100	.658	249	185	1st, Midwest (2)	Lost Conference Finals (9-7)
2015-16	DET	Todd Nelson	76	44	30	--	1	1	90	.592	238	195	4th, Central	Lost Division Finals (5-4)
<b>2016-17</b>	<b>DET</b>	<b>Todd Nelson</b>	<b>76</b>	<b>47</b>	<b>23</b>	<b>--</b>	<b>1</b>	<b>5</b>	<b>100</b>	<b>.658</b>	<b>251</b>	<b>190</b>	<b>2nd, Central</b>	<b>Won Calder Cup (15-4)</b>
2017-18	DET	Todd Nelson	76	42	25	--	2	7	93	.612	237	210	2nd, Central	Lost Division Semifinals (2-3)
2018-19	DET	Ben Simon	76	38	27	--	7	4	87	.572	217	222	4th, Central	Lost Division Semifinals (2-3)
2019-20	DET	Ben Simon	63	29	27	--	3	4	65	.516	177	193	3rd, Central	Playoffs not held
2020-21	DET	Ben Simon	32	16	12	--	3	1	36	.563	96	97	3rd, Central	Playoffs not held
2021-22	DET	Ben Simon	76	33	35	--	6	2	74	.487	209	240	7th, Central	Did not qualify
TOTALS			1,579	827	585	27	66	74	1,821	.577	4,728	4,375		

## HALIFAX CITADELS

Season	Aff	Head Coach	GP	W	L	T	OTL	SOL	PTS	PCT	GF	GA	Finish	Playoff Result (W-L Record)
1988-89	QUE	Doug Carpenter	80	42	30	8	--	--	92	.575	345	300	2nd, Northern	Lost Quarterfinals (0-4)
1989-90	QUE	Robbie Ftorek, Dave Pichette, Paulin Bordeleau	80	37	37	6	--	--	80	.500	317	300	4th, Northern	Lost Quarterfinals (2-4)
1990-91	QUE	Clement Jodoin	80	33	35	12	--	--	78	.488	338	340	6th, Northern	Did not qualify
1991-92	QUE	Clement Jodoin	80	25	38	17	--	--	67	.419	280	324	5th, Atlantic	Did not qualify
1992-93	QUE	Doug Carpenter	80	33	37	10	--	--	76	.475	312	348	5th, Atlantic	Did not qualify
TOTALS			400	170	177	53	--	--	393	.491	1,592	1,612		

## HAMILTON CANUCKS

Season	Aff	Head Coach	GP	W	L	T	OTL	SOL	PTS	PCT	GF	GA	Finish	Playoff Result (W-L Record)
1992-93	VAN	Jack McIlhargey	80	29	45	6	--	--	64	.400	284	327	6th, Southern	Did not qualify
1993-94	VAN	Jack McIlhargey	80	36	37	7	--	--	79	.494	302	305	2nd, Southern	Lost Division Semifinals (0-4)
TOTALS			160	65	82	13	--	--	143	.447	586	632		

## HAMILTON BULLDOGS

Season	Aff	Head Coach	GP	W	L	T	OTL	SOL	PTS	PCT	GF	GA	Finish	Playoff Result (W-L Record)
1996-97	EDM	Lorne Molleken	80	28	39	9	4	--	69	.431	220	276	3rd, Canadian	Lost Calder Cup Finals (12-10)
1997-98	EDM	Lorne Molleken	80	36	22	17	5	--	94	.588	264	242	2nd, Empire	Lost Conference Semifinals (3-6)
1998-99	EDM	Walt Kyle	80	40	29	7	4	--	91	.569	229	206	3rd, Empire	Lost Conference Semifinals (5-6)
1999-2000	EDM	Walt Kyle	80	27	34	13	6	--	73	.456	225	262	3rd, Empire	Lost Conference Semifinals (5-5)
2000-01	EDM	Claude Julien	80	28	41	6	5	--	67	.419	227	281	4th, Canadian	Did not qualify
2001-02	EDM	Claude Julien	80	37	30	10	3	--	87	.544	247	205	2nd, Canadian (6)	Lost Conference Finals (10-5)
2002-03	MTL/EDM	Claude Julien, Geoff Ward	80	49	19	8	4	--	110	.688	279	191	1st, Canadian (1)	Lost Calder Cup Finals (14-9)
2003-04	MTL	Doug Jarvis	80	41	25	10	4	--	96	.600	235	191	1st, North	Lost Division Finals (4-6)
2004-05	MTL	Doug Jarvis	80	38	29	--	7	6	89	.556	225	210	4th, North	Lost Division Semifinals (0-4)
2005-06	MTL	Don Lever	80	35	41	--	0	4	74	.463	225	251	6th, North	Did not qualify
<b>2006-07</b>	<b>MTL</b>	<b>Don Lever</b>	<b>80</b>	<b>43</b>	<b>28</b>	<b>--</b>	<b>3</b>	<b>6</b>	<b>95</b>	<b>.594</b>	<b>243</b>	<b>208</b>	<b>3rd, North</b>	<b>Won Calder Cup (16-6)</b>
2007-08	MTL	Don Lever	80	36	34	--	3	7	82	.513	208	235	4th, North	Did not qualify
2008-09	MTL	Don Lever, Ron Wilson	80	49	27	--	4	0	102	.638	263	201	2nd, North	Lost Division Semifinals (2-4)
2009-10	MTL	Guy Boucher	80	52	17	--	3	8	115	.719	271	182	1st, North	Lost Conference Finals (11-8)
2010-11	MTL	Randy Cunneyworth	80	44	27	--	2	7	97	.606	226	193	1st, North	Lost Conference Finals (11-9)
2011-12	MTL	Clement Jodoin	76	34	35	--	2	5	75	.493	185	226	5th, North (14)	Did not qualify
2012-13	MTL	Sylvain Lefebvre	76	29	41	--	1	5	64	.421	159	228	5th, North (15)	Did not qualify
2013-14	MTL	Sylvain Lefebvre	76	33	35	--	1	7	74	.487	182	224	5th, North (13)	Did not qualify
2014-15	MTL	Sylvain Lefebvre	76	34	29	--	12	1	81	.533	201	208	3rd, North (10)	Did not qualify
TOTALS			1,504	713	582	80	73	56	1,635	.544	4,314	4,220		

## ALL-TIME TEAM REGISTER

### HAMPTON GULLS

Season	Aff	Head Coach	GP	W	L	T	OTL	SOL	PTS	PCT	GF	GA	Finish	Playoff Result (W-L Record)
*1977-78	--	John Brophy	46	15	28	3	--	--	33	.359	142	171	--	--
TOTALS			46	15	28	3	--	--	33	.359	142	171		

\*team withdrew, Feb. 10, 1978

### HARTFORD WOLF PACK

- Hartford Wolf Pack (1997-2010, 2013- )
- Connecticut Whale (2010-13)

Season	Aff	Head Coach	GP	W	L	T	OTL	SOL	PTS	PCT	GF	GA	Finish	Playoff Result (W-L Record)
1997-98	NYR	E.J. McGuire	80	43	24	12	1	--	99	.619	272	227	2nd, New England	Lost Conference Finals (8-7)
1998-99	NYR	E.J. McGuire	80	38	31	5	6	--	87	.544	256	256	2nd, New England	Lost Conference Semifinals (3-4)
<b>1999-2000</b>	<b>NYR</b>	<b>John Paddock</b>	<b>80</b>	<b>49</b>	<b>22</b>	<b>7</b>	<b>2</b>	<b>--</b>	<b>107</b>	<b>.669</b>	<b>249</b>	<b>198</b>	<b>1st, New England</b>	<b>Won Calder Cup (15-8)</b>
2000-01	NYR	John Paddock	80	40	26	8	6	--	94	.588	263	247	2nd, New England	Lost Conference Quarterfinals (2-3)
2001-02	NYR	John Paddock	80	41	26	10	3	--	95	.594	249	243	2nd, East (4)	Lost Conference Semifinals (4-6)
2002-03	NYR	Ryan McGill	80	33	27	12	8	--	86	.538	255	236	3rd, East (7)	Lost Qualifying Series (0-2)
2003-04	NYR	Ryan McGill	80	44	22	12	2	--	102	.638	198	153	1st, Atlantic	Lost Conference Finals (11-5)
2004-05	NYR	Ryan McGill	80	50	24	--	3	3	106	.663	206	160	2nd, Atlantic	Lost Division Semifinals (2-4)
2005-06	NYR	Jim Schoenfeld	80	48	24	--	2	6	104	.650	292	241	2nd, Atlantic	Lost Division Finals (6-7)
2006-07	NYR	Jim Schoenfeld	80	47	29	--	3	1	98	.613	231	201	2nd, Atlantic	Lost Division Semifinals (3-4)
2007-08	NYR	Ken Gernander	80	50	20	--	2	8	110	.688	266	198	2nd, Atlantic	Lost Division Semifinals (1-4)
2008-09	NYR	Ken Gernander	80	46	27	--	3	4	99	.619	243	216	1st, Atlantic	Lost Division Semifinals (2-4)
2009-10	NYR	Ken Gernander	80	36	33	--	6	5	83	.519	231	251	6th, Atlantic	Did not qualify
*2010-11	NYR	Ken Gernander	80	40	32	--	2	6	88	.550	221	223	3rd, Atlantic	Lost Division Semifinals (2-4)
2011-12	NYR	Ken Gernander	76	36	26	--	7	7	86	.566	210	208	2nd, Northeast (6)	Lost Conference Semifinals (5-4)
2012-13	NYR	Ken Gernander	76	35	32	--	6	3	79	.520	213	222	2nd, Northeast (9)	Did not qualify
2013-14	NYR	Ken Gernander	76	37	32	--	1	6	81	.533	202	220	3rd, Northeast (10)	Did not qualify
2014-15	NYR	Ken Gernander	76	43	24	--	5	4	95	.625	221	214	1st, Northeast (3)	Lost Conference Finals (7-8)
2015-16	NYR	Ken Gernander	76	41	32	--	3	0	85	.559	202	199	6th, Atlantic	Did not qualify
2016-17	NYR	Ken Gernander	76	24	46	--	4	2	54	.355	194	280	7th, Atlantic	Did not qualify
2017-18	NYR	Keith McCambridge	76	34	33	--	6	3	77	.507	208	252	6th, Atlantic	Did not qualify
2018-19	NYR	Keith McCambridge	76	29	36	--	7	4	69	.454	209	266	8th, Atlantic	Did not qualify
2019-20	NYR	Kris Knoblauch	62	31	20	--	6	5	73	.589	171	173	4th, Atlantic	Playoffs not held
2020-21	NYR	Kris Knoblauch	24	14	9	--	1	0	29	.604	82	74	2nd, Atlantic	Playoffs not held
2021-22	NYR	Kris Knoblauch	72	32	32	--	6	2	72	.500	205	225	7th, Atlantic	Did not qualify
TOTALS			1,886	961	689	66	101	69	2,158	.572	5,549	5,383		

\* changed name to Connecticut Whale, Nov. 27, 2010

### HENDERSON SILVER KNIGHTS

Season	Aff	Head Coach	GP	W	L	T	OTL	SOL	PTS	PCT	GF	GA	Finish	Playoff Result (W-L Record)
2020-21	VGK	Manny Viveiros	39	25	13	--	0	1	51	.654	125	102	1st, Pacific	Lost Division Finals (3-2)
2021-22	VGK	Manny Viveiros	68	35	28	--	4	1	75	.551	209	203	6th, Pacific	Lost Division First Round (0-2)
TOTALS			107	60	41	--	4	2	126	.589	334	305		







## ALL-TIME TEAM REGISTER

### HOUSTON AEROS

Season	Aff	Head Coach	GP	W	L	T	OTL	SOL	PTS	PCT	GF	GA	Finish	Playoff Result (W-L Record)
2001-02	MIN	Todd McLellan	80	39	26	10	5	--	93	.581	234	232	2nd, West (4)	Lost Conference Finals (8-6)
<b>2002-03</b>	<b>MIN</b>	<b>Todd McLellan</b>	<b>80</b>	<b>47</b>	<b>23</b>	<b>7</b>	<b>3</b>	<b>--</b>	<b>104</b>	<b>.650</b>	<b>266</b>	<b>222</b>	<b>1st, West (2)</b>	<b>Won Calder Cup (15-8)</b>
2003-04	MIN	Todd McLellan	80	28	34	14	4	--	74	.463	197	220	4th, West	Lost Qualifying Series (0-2)
2004-05	MIN	Todd McLellan	80	40	28	--	6	6	92	.575	212	195	4th, West	Lost Division Semifinals (1-4)
2005-06	MIN	Rob Daum	80	50	24	--	3	3	106	.663	285	242	2nd, West	Lost Division Finals (4-4)
2006-07	MIN	Rob Daum	80	27	43	--	4	6	64	.400	205	269	7th, West	Did not qualify
2007-08	MIN	Kevin Constantine	80	45	29	--	2	4	96	.600	206	183	3rd, West	Lost Division Semifinals (1-4)
2008-09	MIN	Kevin Constantine	80	38	31	--	2	9	87	.544	218	230	3rd, West	Lost Conference Finals (10-10)
2009-10	MIN	Kevin Constantine	80	34	34	--	7	5	80	.500	206	224	7th, West	Did not qualify
2010-11	MIN	Mike Yeo	80	46	28	--	1	5	98	.613	240	212	2nd, West	Lost Calder Cup Finals (14-10)
2011-12	MIN	John Torchetti	76	35	25	--	5	11	86	.566	202	206	4th, West (8)	Lost Conference Quarterfinals (1-3)
2012-13	MIN	John Torchetti	76	40	26	--	5	5	90	.592	212	199	4th, South (6)	Lost Conference Quarterfinals (2-3)
TOTALS			952	469	351	31	47	54	1,070	.562	2,683	2,634		

### INDIANAPOLIS CAPITALS

Season	Aff	Head Coach	GP	W	L	T	OTL	SOL	PTS	PCT	GF	GA	Finish	Playoff Result (W-L Record)
1939-40		Herb Lewis	56	26	20	10	--	--	62	.554	174	144	1st, Western	Lost Semifinals (2-3)
1940-41		Herb Lewis	56	17	28	11	--	--	45	.402	133	168	5th, Western	Did not qualify
<b>1941-42</b>		<b>Herb Lewis</b>	<b>56</b>	<b>34</b>	<b>15</b>	<b>7</b>	<b>--</b>	<b>--</b>	<b>75</b>	<b>.670</b>	<b>204</b>	<b>144</b>	<b>1st, Western</b>	<b>Won Calder Cup (6-4)</b>
1942-43		Herb Lewis	56	29	23	4	--	--	62	.554	211	181	3rd	Lost Calder Cup Finals (4-3)
1943-44		John Sorrell	54	20	18	16	--	--	56	.519	156	156	2nd, Western	Lost Semifinals (1-4)
1944-45		John Sorrell	60	25	24	11	--	--	61	.508	169	167	2nd, Western	Lost Semifinals (1-4)
1945-46		John Sorrell, Earl Seibert	62	33	20	9	--	--	75	.605	286	238	1st, Western	Lost Semifinals (1-4)
1946-47		Tommy Ivan	64	33	18	13	--	--	79	.617	285	215	4th, Western	Did not qualify
1947-48		John Mowers	68	32	30	6	--	--	70	.515	293	260	4th, Western	Did not qualify
1948-49		Ott Heller	68	39	17	12	--	--	90	.662	288	209	2nd, Western	Lost Quarterfinals (0-2)
<b>1949-50</b>		<b>Ott Heller</b>	<b>70</b>	<b>35</b>	<b>24</b>	<b>11</b>	<b>--</b>	<b>--</b>	<b>81</b>	<b>.579</b>	<b>267</b>	<b>231</b>	<b>2nd, Western</b>	<b>Won Calder Cup (8-0)</b>
1950-51		Ott Heller	70	38	29	3	--	--	79	.564	287	255	2nd, Western	Lost Quarterfinals (0-3)
1951-52		Ott Heller	68	22	40	6	--	--	50	.368	232	273	5th, Western	Did not qualify
TOTALS			808	383	306	119	--	--	885	.548	2,985	2,641		

### IOWA STARS

Season	Aff	Head Coach	GP	W	L	T	OTL	SOL	PTS	PCT	GF	GA	Finish	Playoff Result (W-L Record)
2005-06	DAL	Dave Allison	80	41	31	--	1	7	90	.563	238	228	4th, West	Lost Division Semifinals (3-4)
2006-07	DAL	Dave Allison	80	42	34	--	3	1	88	.550	221	231	4th, West	Lost Division Finals (6-6)
2007-08	DAL	Dave Allison	80	35	37	--	5	3	78	.488	217	255	8th, West	Did not qualify
TOTALS			240	118	102	--	9	11	256	.533	676	714		

### IOWA CHOPS

Season	Aff	Head Coach	GP	W	L	T	OTL	SOL	PTS	PCT	GF	GA	Finish	Playoff Result (W-L Record)
2008-09	ANA	Gord Dineen	80	33	33	--	4	10	80	.500	209	260	7th, West	Did not qualify
TOTALS			80	33	33	--	4	10	80	.500	209	260		

### IOWA WILD

Season	Aff	Head Coach	GP	W	L	T	OTL	SOL	PTS	PCT	GF	GA	Finish	Playoff Result (W-L Record)
2013-14	MIN	Kurt Kleinendorst	76	27	36	--	7	6	67	.441	169	235	5th, Midwest (15)	Did not qualify
2014-15	MIN	Kurt Kleinendorst, John Torchetti	76	23	49	--	2	2	50	.329	172	245	5th, West (15)	Did not qualify
2015-16	MIN	John Torchetti, David Cunniff	76	24	41	--	5	6	59	.388	169	225	8th, Central	Did not qualify
2016-17	MIN	Derek Lalonde	76	36	31	--	7	2	81	.533	182	196	6th, Central	Did not qualify
2017-18	MIN	Derek Lalonde	76	33	27	--	10	6	82	.539	232	246	5th, Central	Did not qualify
2018-19	MIN	Tim Army	76	37	26	--	8	5	87	.572	242	230	3rd, Central	Lost Division Finals (5-6)
2019-20	MIN	Tim Army	63	37	18	--	4	4	82	.651	194	171	2nd, Central	Playoffs not held
2020-21	MIN	Tim Army	34	17	13	--	4	0	38	.559	107	113	4th, Central	Playoffs not held
2021-22	MIN	Tim Army	72	32	31	--	4	5	73	.507	202	209	6th, Central	Did not qualify
TOTALS			625	266	272	--	51	36	619	.495	1,669	1,870		

### JACKSONVILLE BARONS (SEE CLEVELAND BARONS (I))

### KENTUCKY THOROUGHBLADES

Season	Aff	Head Coach	GP	W	L	T	OTL	SOL	PTS	PCT	GF	GA	Finish	Playoff Result (W-L Record)
1996-97	SJ/NYI	Jim Wiley	80	36	35	9	0	--	81	.506	278	284	3rd, Mid-Atlantic	Lost Conference Quarterfinals (1-3)
1997-98	SJ/NYI	Jim Wiley	80	29	39	9	3	--	70	.438	241	278	3rd, Mid-Atlantic	Lost Conference Quarterfinals (0-3)
1998-99	SJ/FLA	Roy Sommer	80	44	26	7	3	--	98	.613	272	214	2nd, Mid-Atlantic	Lost Conference Semifinals (6-6)
1999-2000	SJ	Roy Sommer	80	42	25	9	4	--	97	.606	250	211	1st, Mid-Atlantic	Lost Conference Semifinals (4-5)
2000-01	SJ	Roy Sommer	80	42	25	12	1	--	97	.606	273	212	1st, Southern	Lost Conference Quarterfinals (0-3)
TOTALS			400	193	150	46	11	--	443	.554	1,314	1,199		

### LAKE ERIE MONSTERS (SEE CLEVELAND MONSTERS)





# ALL-TIME TEAM REGISTER

## MANCHESTER MONARCHS

Season	Aff	Head Coach	GP	W	L	T	OTL	SOL	PTS	PCT	GF	GA	Finish	Playoff Result (W-L Record)
2001-02	LA	Bruce Boudreau	80	38	28	11	3	--	90	.563	236	225	2nd, North (5)	Lost Conference Quarterfinals (2-3)
2002-03	LA	Bruce Boudreau	80	40	23	11	6	--	97	.606	254	209	2nd, North (4)	Lost Conference Quarterfinals (0-3)
2003-04	LA	Bruce Boudreau	80	40	28	7	5	--	92	.575	223	181	2nd, Atlantic	Lost Division Semifinals (2-4)
2004-05	LA	Bruce Boudreau	80	51	21	--	4	4	110	.688	258	176	1st, Atlantic	Lost Division Semifinals (2-4)
2005-06	LA	Jim Hughes	80	43	30	--	3	4	93	.581	236	230	3rd, Atlantic	Lost Division Semifinals (3-4)
2006-07	LA	Mark Morris	80	51	21	--	7	1	110	.688	242	182	1st, Atlantic	Lost Conference Finals (8-8)
2007-08	LA	Mark Morris	80	39	31	--	5	5	88	.550	240	228	4th, Atlantic	Lost Division Semifinals (0-4)
2008-09	LA	Mark Morris	80	37	35	--	0	8	82	.513	211	218	5th, Atlantic	Did not qualify
2009-10	LA	Mark Morris	80	43	28	--	3	6	95	.594	213	200	3rd, Atlantic	Lost Conference Finals (10-6)
2010-11	LA	Mark Morris	80	44	26	--	4	6	98	.613	255	209	2nd, Atlantic	Lost Division Semifinals (3-4)
2011-12	LA	Mark Morris	76	39	32	--	2	3	83	.546	207	208	2nd, Atlantic (8)	Lost Conference Quarterfinals (1-3)
2012-13	LA	Mark Morris	76	37	32	--	3	4	81	.533	219	209	3rd, Atlantic (7)	Lost Conference Quarterfinals (1-3)
2013-14	LA	Mark Morris	76	48	19	--	3	6	105	.691	244	188	1st, Atlantic (1)	Lost Conference Quarterfinals (1-3)
2014-15	LA	Mike Stothers	<b>76</b>	<b>50</b>	<b>17</b>	--	<b>6</b>	<b>3</b>	<b>109</b>	<b>.717</b>	<b>241</b>	<b>176</b>	<b>1st, Atlantic (1)</b>	<b>Won Calder Cup (15-4)</b>
TOTALS			1,104	600	371	29	54	50	1,333	.604	3,279	2,839		

## MANITOBA MOOSE

Season	Aff	Head Coach	GP	W	L	T	OTL	SOL	PTS	PCT	GF	GA	Finish	Playoff Result (W-L Record)
2001-02	VAN	Stan Smyl	80	39	33	4	4	--	86	.538	270	260	4th, Canadian (9)	Lost Conference Quarterfinals (3-4)
2002-03	VAN	Stan Smyl	80	37	33	8	2	--	84	.525	229	228	2nd, Canadian (9)	Lost Conference Semifinals (8-6)
2003-04	VAN	Stan Smyl	80	32	35	11	2	--	77	.481	214	232	6th, North	Did not qualify
2004-05	VAN	Randy Carlyle	80	44	26	--	3	7	98	.613	243	210	3rd, North	Lost Conference Finals (8-6)
2005-06	VAN	Alain Vigneault	80	44	24	--	7	5	100	.625	243	217	3rd, North	Lost Division Finals (7-6)
2006-07	VAN	Scott Arniel	80	45	23	--	7	5	102	.638	232	201	1st, North	Lost Division Finals (6-7)
2007-08	VAN	Scott Arniel	80	46	27	--	3	4	99	.619	236	197	3rd, North	Lost Division Semifinals (2-4)
2008-09	VAN	Scott Arniel	80	50	23	--	1	6	107	.669	239	188	1st, North	Lost Calder Cup Finals (14-8)
2009-10	VAN	Scott Arniel	80	40	33	--	5	2	87	.544	204	232	4th, North	Lost Division Semifinals (2-4)
2010-11	VAN	Claude Noel	80	43	30	--	1	6	93	.581	220	210	3rd, North	Lost Division Finals (7-7)
2011-15		<i>Did not play</i>												
2015-16	WPG	Keith McCambridge	76	26	41	--	4	5	61	.401	180	250	7th, Central	Did not qualify
2016-17	WPG	Pascal Vincent	76	29	37	--	5	5	68	.447	197	242	7th, Central	Did not qualify
2017-18	WPG	Pascal Vincent	76	42	26	--	4	4	92	.605	253	198	3rd, Central	Lost Division Finals (3-6)
2018-19	WPG	Pascal Vincent	76	39	30	--	5	2	85	.559	197	219	5th, Central	Did not qualify
2019-20	WPG	Pascal Vincent	61	27	33	--	1	0	55	.451	160	190	8th, Central	Playoffs not held
2020-21	WPG	Pascal Vincent	36	18	13	--	3	2	41	.569	109	102	2nd, Canadian	Playoffs not held
2021-22	WPG	Mark Morrison	72	41	24	--	5	2	89	.618	228	204	2nd, Central	Lost Division Semifinals (2-3)
TOTALS			1,273	642	491	23	62	55	1,424	.559	3,654	3,580		

## MILWAUKEE ADMIRALS

Season	Aff	Head Coach	GP	W	L	T	OTL	SOL	PTS	PCT	GF	GA	Finish	Playoff Result (W-L Record)
2001-02	NSH	David Allison	80	30	35	10	5	--	75	.469	198	207	5th, West (11)	Did not qualify
2002-03	NSH	Peter Horachek	80	32	27	14	7	--	85	.531	247	251	4th, West (7)	Lost Conference Quarterfinals (2-4)
2003-04	NSH	Claude Noel	<b>80</b>	<b>46</b>	<b>24</b>	<b>7</b>	<b>3</b>	--	<b>102</b>	<b>.638</b>	<b>269</b>	<b>191</b>	<b>1st, West</b>	<b>Won Calder Cup (16-6)</b>
2004-05	NSH	Claude Noel	80	47	24	--	4	5	103	.644	247	207	2nd, West	Lost Division Semifinals (3-4)
2005-06	NSH	Claude Noel	80	49	21	--	6	4	108	.675	268	234	1st, West	Lost Calder Cup Finals (14-7)
2006-07	NSH	Claude Noel	80	41	25	--	4	10	96	.600	227	230	3rd, West	Lost Division Semifinals (0-4)
2007-08	NSH	Lane Lambert	80	44	29	--	4	3	95	.594	231	212	4th, West	Lost Division Semifinals (2-4)
2008-09	NSH	Lane Lambert	80	49	22	--	3	6	107	.669	229	195	1st, West	Lost Division Finals (7-4)
2009-10	NSH	Lane Lambert	80	41	30	--	2	7	91	.569	237	220	4th, West	Lost Division Semifinals (3-4)
2010-11	NSH	Lane Lambert	80	44	22	--	6	8	102	.638	226	194	1st, West	Lost Division Finals (7-6)
2011-12	NSH	Kirk Muller, Ian Herbers	76	40	29	--	2	5	87	.572	210	190	2nd, Midwest (5)	Lost Conference Quarterfinals (0-3)
2012-13	NSH	Dean Evason	76	41	28	--	4	3	89	.586	197	200	2nd, Midwest (8)	Lost Conference Quarterfinals (1-3)
2013-14	NSH	Dean Evason	76	39	24	--	6	7	91	.599	215	199	3rd, Midwest (6)	Lost Conference Quarterfinals (0-3)
2014-15	NSH	Dean Evason	76	33	28	--	8	7	81	.533	206	218	5th, Midwest (11)	Did not qualify
2015-16	NSH	Dean Evason	76	48	23	--	3	2	101	.664	224	193	1st, Central	Lost Division Semifinals (0-3)
2016-17	NSH	Dean Evason	76	43	26	--	4	3	93	.612	225	215	3rd, Central	Lost Division Semifinals (0-3)
2017-18	NSH	Dean Evason	76	38	32	--	4	2	82	.539	216	235	6th, Central	Did not qualify
2018-19	NSH	Karl Taylor	76	36	24	--	14	2	88	.579	217	207	2nd, Central	Lost Division Semifinals (2-3)
2019-20	NSH	Karl Taylor	63	41	14	--	5	3	90	.714	211	141	1st, Central	Playoffs not held
2020-21		<i>Did not play</i>												
2021-22	NSH	Karl Taylor	76	39	28	--	5	4	87	.572	229	228	3rd, Central	Lost Division Finals (4-5)
TOTALS			1,547	821	515	31	99	81	1,853	.599	4,529	4,167		

## MONCTON ALPINES

Season	Aff	Head Coach	GP	W	L	T	OTL	SOL	PTS	PCT	GF	GA	Finish	Playoff Result (W-L Record)
1982-83	EDM	Doug Messier	80	34	39	7	--	--	75	.469	304	315	5th, Northern	Did not qualify
1983-84	EDM	Doug Messier	80	32	40	8	--	--	72	.450	251	278	5th, Northern	Did not qualify
TOTALS			160	66	79	15	--	--	147	.459	555	593		

## MONCTON GOLDEN FLAMES

Season	Aff	Head Coach	GP	W	L	T	OTL	SOL	PTS	PCT	GF	GA	Finish	Playoff Result (W-L Record)
1984-85	CGY	Pierre Page	80	32	40	8	--	--	72	.450	291	300	6th, Northern	Did not qualify
1985-86	CGY/BOS	Terry Crisp	80	34	34	12	--	--	80	.500	294	307	3rd, Northern	Lost Semifinals (5-5)
1986-87	CGY/BOS	Terry Crisp	80	43	31	--	--	6	92	.575	338	315	3rd, Northern	Lost Quarterfinals (2-4)
TOTALS			240	109	105	20	--	6	244	.508	923	922		



## ALL-TIME TEAM REGISTER

### MONCTON HAWKS

Season	Aff	Head Coach	GP	W	L	T	OTL	SOL	PTS	PCT	GF	GA	Finish	Playoff Result (W-L Record)
1987-88	WPG	Rick Bowness	80	27	43	8	2	--	64	.400	286	358	6th, Northern	Did not qualify
1988-89	WPG	Rick Bowness, Ron Wilson, Alpo Suhonen	80	37	34	9	--	--	83	.519	320	313	3rd, Northern	Lost Semifinals (6-4)
1989-90	WPG	Dave Farrish	80	33	42	5	--	--	71	.444	265	303	6th, Northern	Did not qualify
1990-91	WPG	Dave Farrish	80	36	32	12	--	--	84	.525	270	267	3rd, Northern	Lost Semifinals (5-4)
1991-92	WPG	Dave Farrish	80	32	38	10	--	--	74	.463	285	299	4th, Atlantic	Lost Semifinals (4-7)
1992-93	WPG	Rob Laird	80	31	33	16	--	--	78	.488	292	306	4th, Atlantic	Lost Quarterfinals (1-4)
1993-94	WPG	Rob Laird	80	37	36	7	--	--	81	.506	310	303	3rd, Atlantic	Lost Calder Cup Finals (12-9)
TOTALS			560	233	258	67	2	--	535	.478	2,028	2,149		

### MONTREAL VOYAGEURS (SEE NOVA SCOTIA VOYAGEURS)

### NEW BRUNSWICK HAWKS

Season	Aff	Head Coach	GP	W	L	T	OTL	SOL	PTS	PCT	GF	GA	Finish	Playoff Result (W-L Record)
1978-79	CHI/TOR	Eddie Johnston	80	41	29	10	--	--	92	.575	315	288	2nd, Northern	Lost Quarterfinals (2-3)
1979-80	CHI/TOR	Joe Crozier, Lou Angotti	79	44	27	8	--	--	96	.608	325	271	1st, Northern	Lost Calder Cup Finals (10-7)
1980-81	CHI/TOR	Doug Carpenter	80	37	33	10	--	--	84	.525	317	298	2nd, Northern	Lost Semifinals (7-6)
1981-82	CHI/TOR	Orval Tessier	<b>80</b>	<b>48</b>	<b>21</b>	<b>11</b>	--	--	<b>107</b>	<b>.669</b>	<b>338</b>	<b>227</b>	<b>1st, Northern</b>	<b>Won Calder Cup (11-4)</b>
TOTALS			319	170	110	39	--	--	379	.594	1,295	1,084		

### NEW HAVEN EAGLES

Season	Aff	Head Coach	GP	W	L	T	OTL	SOL	PTS	PCT	GF	GA	Finish	Playoff Result (W-L Record)
1936-37		Norm Himes	48	14	28	6	--	--	34	.354	107	142	4th, Eastern	Did not qualify
1937-38		Billy Coutu	48	13	28	7	--	--	33	.344	93	131	3rd, Eastern	Lost Quarterfinals (0-2)
1938-39		Pit Lepine	54	14	30	10	--	--	38	.352	114	174	4th, Eastern	Did not qualify
1939-40		Jimmy Ward	54	27	24	3	--	--	57	.528	177	183	2nd, Eastern	Lost Quarterfinals (1-2)
1940-41		Earl Robinson	56	27	21	8	--	--	62	.554	179	153	2nd, Eastern	Lost Quarterfinals (0-2)
1941-42		Earl Robinson	56	26	26	4	--	--	56	.500	182	219	2nd, Eastern	Lost Quarterfinals (0-2)
*1942-43		Eddie Powers	32	9	18	5	--	--	23	.359	85	116	--	--
1943-45		Did not play												
1945-46		Ralph "Cooney" Weiland, Harvey Stone	62	14	38	10	--	--	38	.306	199	263	4th, Eastern	Did not qualify
TOTALS			410	144	213	53	--	--	341	.416	1,136	1,381		

\*team withdrew, Jan. 18, 1943

### NEW HAVEN RAMBLERS

Season	Aff	Head Coach	GP	W	L	T	OTL	SOL	PTS	PCT	GF	GA	Finish	Playoff Result (W-L Record)
1946-47		Lynn Patrick	64	23	31	10	--	--	56	.438	199	218	3rd, Eastern	Lost Quarterfinals (1-2)
1947-48		Lynn Patrick	68	31	30	7	--	--	69	.507	254	242	2nd, Eastern	Lost Semifinals (2-2)
1948-49		Lynn Patrick, Neil Colville	68	20	40	8	--	--	48	.353	223	286	4th, Eastern	Did not qualify
1949-50		Neil Colville	70	24	36	10	--	--	58	.414	196	250	4th, Eastern	Did not qualify
1950-51		Frank Beisler	28	5	23	0	--	--	10	.179	74	154	--	--
TOTALS			298	103	160	35	--	--	241	.404	946	1,150		

### NEW HAVEN NIGHTHAWKS

Season	Aff	Head Coach	GP	W	L	T	OTL	SOL	PTS	PCT	GF	GA	Finish	Playoff Result (W-L Record)
1972-73	MIN/NYI	Parker MacDonald	76	16	40	20	--	--	52	.342	246	331	6th, Eastern	Did not qualify
1973-74	MIN	Parker MacDonald, Charlie Burns	76	35	31	10	--	--	80	.526	291	275	4th, Northern	Lost Semifinals (4-6)
1974-75	MIN	Dean Prentice	76	30	35	11	--	--	71	.467	282	302	5th, Northern	Lost Calder Cup Finals (9-6)
1975-76	MIN/DET	Parker MacDonald	76	29	39	8	--	--	66	.434	261	295	3rd, Southern	Lost Quarterfinals (0-3)
1976-77	MIN/NYR	Parker MacDonald	80	43	31	6	--	--	92	.575	333	287	2nd	Lost Semifinals (2-4)
1977-78	NYR	Parker MacDonald	80	38	31	11	--	--	87	.544	313	292	2nd, Southern	Lost Calder Cup Finals (8-7)
1978-79	NYR	Parker MacDonald	80	46	25	9	--	--	101	.631	346	271	1st, Southern	Lost Calder Cup Finals (4-6)
1979-80	NYR	Parker MacDonald	80	46	25	9	--	--	101	.631	350	305	1st, Southern	Lost Semifinals (4-6)
1980-81	NYR	Rod Gilbert	80	29	40	11	--	--	69	.431	295	321	4th, Southern	Lost Quarterfinals (0-4)
1981-82	LA	Don Perry, Nick Beverley	80	39	33	8	--	--	86	.538	292	276	3rd, Southern	Lost Quarterfinals (1-3)
1982-83	LA	Nick Beverley	80	38	34	8	--	--	84	.525	337	329	3rd, Southern	Lost Semifinals (7-5)
1983-84	LA	Nick Beverley	80	36	40	4	--	--	76	.475	365	371	5th, Southern	Did not qualify
1984-85	NYR/LA	Nick Beverley	80	31	41	8	--	--	70	.438	315	341	5th, Southern	Did not qualify
1985-86	NYR/LA	Robbie Ftorek	80	36	37	7	--	--	79	.494	340	343	4th, Southern	Lost Quarterfinals (1-4)
1986-87	NYR/LA	Robbie Ftorek	80	44	25	--	--	11	99	.619	331	315	3rd, Southern	Lost Quarterfinals (3-4)
1987-88	LA	Robbie Ftorek, Nick Beverley, Don Perry	80	33	37	7	3	--	76	.475	288	307	5th, Northern	Did not qualify
1988-89	LA	Rick Dudley	80	35	35	10	--	--	80	.500	325	309	4th, Northern	Lost Calder Cup Finals (9-8)
1989-90	LA	Marcel Comeau	80	32	41	7	--	--	71	.444	283	316	7th, Northern	Did not qualify
1990-91	LA	Marcel Comeau, Garry Unger, Pat Hickey/Nick Fotiu	80	24	45	11	--	--	59	.369	246	324	7th, Northern	Did not qualify
1991-92	--	Doug Carpenter	80	39	37	4	--	--	82	.513	305	309	3rd, Northern	Lost Division Semifinals (1-4)
TOTALS			1,584	699	702	169	3	11	1,581	.499	6,144	6,219		

### NEW HAVEN SENATORS

Season	Aff	Head Coach	GP	W	L	T	OTL	SOL	PTS	PCT	GF	GA	Finish	Playoff Result (W-L Record)
1992-93	OTT	Don MacAdam	80	22	47	11	--	--	55	.344	262	343	5th, Northern	Did not qualify
TOTALS			80	22	47	11	--	--	55	.344	262	343		

### BEAST OF NEW HAVEN

Season	Aff	Head Coach	GP	W	L	T	OTL	SOL	PTS	PCT	GF	GA	Finish	Playoff Result (W-L Record)
1997-98	CAR/FLA	Kevin McCarthy	80	38	33	7	2	--	85	.531	256	239	3rd, New England	Lost Conference Quarterfinals (0-3)
1998-99	CAR/FLA	Kevin McCarthy	80	33	35	7	5	--	78	.488	240	250	5th, New England	Did not qualify
TOTALS			160	71	68	14	7	--	163	.509	496	489		



# ALL-TIME TEAM REGISTER

## NEWMARKET SAINTS

- *St. Catharines Saints (1982-86)*
- *Newmarket Saints (1986-91)*

Season	Aff	Head Coach	GP	W	L	T	OTL	SOL	PTS	PCT	GF	GA	Finish	Playoff Result (W-L Record)
1982-83	TOR	Doug Carpenter	80	33	41	6	--	--	72	.450	335	368	6th, Southern	Did not qualify
1983-84	TOR	Doug Carpenter	80	43	31	6	--	--	92	.575	364	346	3rd, Southern	Lost Quarterfinals (3-4)
1984-85	TOR	Claire Alexander	80	24	50	6	--	--	54	.338	272	391	7th, Southern	Did not qualify
1985-86	TOR	Claire Alexander, John Brophy	80	38	37	5	--	--	81	.506	304	308	3rd, Southern	Lost Semifinals (7-6)
1986-87	TOR	Paul Gardner	80	28	48	--	--	4	60	.375	226	337	7th, Southern	Did not qualify
1987-88	TOR	Paul Gardner	80	33	33	8	6	--	80	.500	282	328	6th, Southern	Did not qualify
1988-89	TOR	Paul Gardner	80	38	36	6	--	--	82	.513	339	334	4th, Southern	Lost Quarterfinals (1-4)
1989-90	TOR	Paul Gardner	80	31	33	16	--	--	78	.488	305	318	5th, Southern	Did not qualify
1990-91	TOR	Frank Anzalone	80	26	45	9	--	--	61	.381	278	317	8th, Southern	Did not qualify
TOTALS			720	294	354	62	6	4	660	.458	2,705	3,047		

## NORFOLK ADMIRALS

Season	Aff	Head Coach	GP	W	L	T	OTL	SOL	PTS	PCT	GF	GA	Finish	Playoff Result (W-L Record)
2000-01	CHI	Trent Yawney	80	36	26	13	5	--	90	.563	241	208	3rd, Southern	Lost Conference Semifinals (4-5)
2001-02	CHI	Trent Yawney	80	38	26	12	4	--	92	.575	222	205	1st, South (3)	Lost Conference Quarterfinals (1-3)
2002-03	CHI	Trent Yawney	80	37	26	12	5	--	91	.569	201	187	1st, South (3)	Lost Conference Semifinals (5-4)
2003-04	CHI	Trent Yawney	80	35	36	4	5	--	79	.494	172	187	5th, East	Lost Division Semifinals (4-4)
2004-05	CHI	Trent Yawney	80	43	30	--	1	6	93	.581	200	188	3rd, East	Lost Division Semifinals (2-4)
2005-06	CHI	Mike Haviland	80	43	29	--	4	4	94	.588	259	246	3rd, East	Lost Division Semifinals (0-4)
2006-07	CHI	Mike Haviland	80	50	22	--	6	2	108	.675	301	257	3rd, East	Lost Division Semifinals (2-4)
2007-08	TB	Steve Stirling	80	29	44	--	2	5	65	.406	213	267	7th, East	Did not qualify
2008-09	TB	Darren Rumble	80	33	38	--	4	5	75	.469	236	269	6th, East	Did not qualify
2009-10	TB	Darren Rumble, Jim Johnson, Leigh Mendelson	80	39	35	--	3	3	84	.525	208	214	4th, East	Did not qualify
2010-11	TB	Jon Cooper	80	39	26	--	9	6	93	.581	265	230	4th, East	Lost Division Semifinals (2-4)
2011-12	TB	Jon Cooper	<b>76</b>	<b>55</b>	<b>18</b>	--	<b>1</b>	<b>2</b>	<b>113</b>	<b>.743</b>	<b>273</b>	<b>180</b>	<b>1st, East (1)</b>	<b>Won Calder Cup (15-3)</b>
2012-13	ANA	Trent Yawney	76	37	34	--	4	1	79	.520	188	207	5th, East (10)	Did not qualify
2013-14	ANA	Trent Yawney	76	40	26	--	3	7	90	.592	201	192	3rd, East (8)	Lost Conference Semifinals (5-5)
2014-15	ANA	Jarrod Skalde	76	27	39	--	6	4	64	.421	168	219	5th, East (14)	Did not qualify
TOTALS			1,184	581	455	41	62	45	1,310	.553	3,348	3,256		

## NOVA SCOTIA OILERS (SEE CAPE BRETON OILERS)

## NOVA SCOTIA VOYAGEURS

- *Montreal Voyageurs (1969-71)*
- *Nova Scotia Voyageurs (1971-84)*

Season	Aff	Head Coach	GP	W	L	T	OTL	SOL	PTS	PCT	GF	GA	Finish	Playoff Result (W-L Record)
1969-70		Al MacNeil	72	43	15	14	--	--	100	.694	327	195	1st, Eastern	Lost Round Robin (4-4)
1970-71		Ron Caron, Floyd Curry	72	27	31	14	--	--	68	.472	215	239	2nd, Eastern	Lost Quarterfinals (0-3)
1971-72	MTL	Al MacNeil	<b>76</b>	<b>41</b>	<b>21</b>	<b>14</b>	--	--	<b>96</b>	<b>.632</b>	<b>274</b>	<b>202</b>	<b>2nd, Eastern</b>	<b>Won Calder Cup (12-3)</b>
1972-73	MTL	Al MacNeil	76	43	18	15	--	--	101	.664	316	191	1st, Eastern	Lost Calder Cup Finals (9-4)
1973-74	MTL	Al MacNeil	76	37	27	12	--	--	86	.566	263	223	3rd, Northern	Lost Quarterfinals (2-4)
1974-75	MTL	Al MacNeil	75	40	26	9	--	--	89	.593	270	227	3rd, Northern	Lost Quarterfinals (2-4)
1975-76	MTL	Al MacNeil	<b>76</b>	<b>48</b>	<b>20</b>	<b>8</b>	--	--	<b>104</b>	<b>.684</b>	<b>326</b>	<b>209</b>	<b>1st, Northern</b>	<b>Won Calder Cup (8-1)</b>
1976-77	MTL	Al MacNeil	<b>80</b>	<b>52</b>	<b>22</b>	<b>6</b>	--	--	<b>110</b>	<b>.688</b>	<b>308</b>	<b>225</b>	<b>1st</b>	<b>Won Calder Cup (8-4)</b>
1977-78	MTL	Frank St. Marseille	81	37	28	16	--	--	90	.556	304	250	2nd, Northern	Lost Semifinals (6-5)
1978-79	MTL	Frank St. Marseille	80	39	37	4	--	--	82	.513	313	302	3rd, Northern	Lost Semifinals (5-6)
1979-80	MTL	Bert Templeton	79	43	29	7	--	--	93	.589	331	271	2nd, Northern	Lost Quarterfinals (2-4)
1980-81	MTL	Bert Templeton	80	38	37	5	--	--	81	.506	335	298	3rd, Northern	Lost Quarterfinals (2-4)
1981-82	MTL	John Brophy	80	35	35	10	--	--	80	.500	330	313	3rd, Northern	Lost Semifinals (4-5)
1982-83	MTL	John Brophy	80	41	34	5	--	--	87	.544	378	333	2nd, Northern	Lost Quarterfinals (3-4)
1983-84	MTL	John Brophy	80	32	37	11	--	--	75	.469	277	288	4th, Northern	Lost Semifinals (5-7)
TOTALS			1,163	596	417	150	--	--	1,342	.577	4,567	3,766		

## OKLAHOMA CITY BARONS

Season	Aff	Head Coach	GP	W	L	T	OTL	SOL	PTS	PCT	GF	GA	Finish	Playoff Result (W-L Record)
2010-11	EDM	Todd Nelson	80	40	29	--	2	9	91	.569	245	234	5th, West	Lost Division Semifinals (2-4)
2011-12	EDM	Todd Nelson	76	45	22	--	4	5	99	.651	213	176	1st, West (1)	Lost Conference Finals (8-6)
2012-13	EDM	Todd Nelson	76	40	25	--	2	9	91	.599	240	228	3rd, South (5)	Lost Conference Finals (10-7)
2013-14	EDM	Todd Nelson	76	36	29	--	2	9	83	.546	239	256	3rd, West (8)	Lost Conference Quarterfinals (0-3)
2014-15	EDM	Todd Nelson, Gerry Fleming	76	41	27	--	5	3	90	.592	224	212	3rd, West (6)	Lost Conference Semifinals (6-4)
TOTALS			384	202	132	--	15	35	454	.591	1,161	1,106		

## OMAHA AK-SAR-BEN KNIGHTS

Season	Aff	Head Coach	GP	W	L	T	OTL	SOL	PTS	PCT	GF	GA	Finish	Playoff Result (W-L Record)
2005-06	CGY	Ryan McGill	80	35	31	--	3	11	84	.525	206	221	6th, West	Did not qualify
2006-07	CGY	Ryan McGill	80	49	25	--	5	1	104	.650	214	189	1st, West	Lost Division Semifinals (2-4)
TOTALS			160	84	56	--	8	12	188	.588	420	410		



## ALL-TIME TEAM REGISTER

### ONTARIO REIGN

Season	Aff	Head Coach	GP	W	L	T	OTL	SOL	PTS	PCT	GF	GA	Finish	Playoff Result (W-L Record)
2015-16	LA	Mike Stothers	68	44	19	--	4	1	93	.684	192	138	1st, Pacific	Lost Conference Finals (7-6)
2016-17	LA	Mike Stothers	68	36	21	--	10	1	83	.610	199	190	3rd, Pacific	Lost Division Semifinals (2-3)
2017-18	LA	Mike Stothers	68	36	25	--	4	3	79	.581	200	194	3rd, Pacific	Lost Division Semifinals (1-3)
2018-19	LA	Mike Stothers	68	25	33	--	6	4	60	.441	213	274	7th, Pacific	Did not qualify
2019-20	LA	Mike Stothers	57	29	22	--	5	1	64	.561	166	198	5th, Pacific	Playoffs not held
2020-21	LA	John Wroblewski	40	17	19	--	4	0	38	.475	136	149	6th, Pacific	Lost Play-in Semifinal (0-1)
2021-22	LA	John Wroblewski, Chris Hajt/Craig Johnson	68	41	18	--	5	4	91	.669	259	219	2nd, Pacific	Lost Division Semifinals (2-3)
<b>TOTALS</b>			<b>437</b>	<b>228</b>	<b>157</b>	<b>--</b>	<b>38</b>	<b>14</b>	<b>508</b>	<b>.581</b>	<b>1,365</b>	<b>1,362</b>		

### PEORIA RIVERMEN

Season	Aff	Head Coach	GP	W	L	T	OTL	SOL	PTS	PCT	GF	GA	Finish	Playoff Result (W-L Record)
2005-06	STL	Steve Pleau	80	46	26	--	3	5	100	.625	253	226	3rd, West	Lost Division Semifinals (0-4)
2006-07	STL	Dave Baseggio	80	37	33	--	2	8	84	.525	221	242	5th, West	Did not qualify
2007-08	STL	Dave Baseggio	80	38	33	--	4	5	85	.531	247	242	7th, West	Did not qualify
2008-09	STL	Davis Payne	80	43	31	--	2	4	92	.575	215	211	2nd, West	Lost Division Semifinals (3-4)
2009-10	STL	Davis Payne, Rick Wamsley	80	38	33	--	2	7	85	.531	233	248	5th, West	Did not qualify
2010-11	STL	Jared Bednar	80	42	30	--	3	5	92	.575	223	218	3rd, West	Lost Division Semifinals (0-4)
2011-12	STL	Jared Bednar	76	39	33	--	2	2	82	.539	217	207	4th, Midwest (11)	Did not qualify
2012-13	STL	Dave Allison	76	33	35	--	5	3	74	.487	183	218	5th, Midwest (13)	Did not qualify
<b>TOTALS</b>			<b>632</b>	<b>316</b>	<b>254</b>	<b>--</b>	<b>23</b>	<b>39</b>	<b>694</b>	<b>.549</b>	<b>1,792</b>	<b>1,812</b>		

### PHILADELPHIA RAMBLERS/ROCKETS (I)

• Philadelphia Ramblers (1936-41)

• Philadelphia Rockets (1941-42)

Season	Aff	Head Coach	GP	W	L	T	OTL	SOL	PTS	PCT	GF	GA	Finish	Playoff Result (W-L Record)
1936-37		Herb Gardiner	48	26	14	8	--	--	60	.625	149	106	1st, Eastern	Lost Calder Cup Finals (3-3)
1937-38		Herb Gardiner	48	26	18	4	--	--	56	.583	134	108	2nd, Eastern	Lost Semifinals (3-2)
1938-39		Herb Gardiner	54	32	17	5	--	--	69	.639	214	161	1st, Eastern	Lost Calder Cup Finals (4-5)
1939-40		Herb Gardiner	54	15	31	8	--	--	38	.352	133	170	4th, Eastern	Did not qualify
1940-41		Herb Gardiner	56	25	25	6	--	--	56	.500	166	167	4th, Eastern	Did not qualify
1941-42		Danny Cox	56	11	41	4	--	--	26	.232	157	254	5th, Eastern	Did not qualify
<b>TOTALS</b>			<b>316</b>	<b>135</b>	<b>146</b>	<b>35</b>	<b>--</b>	<b>--</b>	<b>305</b>	<b>.483</b>	<b>953</b>	<b>966</b>		

### PHILADELPHIA ROCKETS (II)

Season	Aff	Head Coach	GP	W	L	T	OTL	SOL	PTS	PCT	GF	GA	Finish	Playoff Result (W-L Record)
1946-47		Phil Hergesheimer	64	5	52	7	--	--	17	.133	188	400	5th, Eastern	Did not qualify
1947-48		Wally Kilrea	68	22	41	5	--	--	49	.360	260	331	4th, Eastern	Did not qualify
1948-49		Wally Kilrea	68	15	48	5	--	--	35	.257	230	407	5th, Eastern	Did not qualify
<b>TOTALS</b>			<b>200</b>	<b>42</b>	<b>141</b>	<b>17</b>	<b>--</b>	<b>--</b>	<b>101</b>	<b>.253</b>	<b>678</b>	<b>1,138</b>		

### PHILADELPHIA FIREBIRDS (SEE SYRACUSE FIREBIRDS)

### PHILADELPHIA PHANTOMS (SEE LEHIGH VALLEY PHANTOMS)

### PITTSBURGH HORNETS

Season	Aff	Head Coach	GP	W	L	T	OTL	SOL	PTS	PCT	GF	GA	Finish	Playoff Result (W-L Record)
1936-37		Donnie Hughes	48	21	22	5	--	--	47	.490	122	124	2nd, Western	Lost Semifinals (2-3)
1937-38		Donnie Hughes	48	22	18	8	--	--	52	.542	100	104	2nd, Western	Lost Quarterfinals (0-2)
1938-39		Larry Aurie	54	22	28	4	--	--	48	.444	177	166	4th, Western	Did not qualify
1939-40		Larry Aurie	56	25	22	9	--	--	59	.527	152	133	2nd, Western	Lost Calder Cup Finals (4-5)
1940-41		Larry Aurie	56	21	29	6	--	--	48	.429	156	170	3rd, Western	Lost Semifinals (3-3)
1941-42		Larry Aurie	56	23	28	5	--	--	51	.455	210	223	5th, Western	Did not qualify
1942-43		Larry Aurie	56	26	24	6	--	--	58	.518	183	203	4th	Lost Quarterfinals (0-2)
1943-44		Larry Aurie	52	12	31	9	--	--	33	.317	140	181	3rd, Western	Did not qualify
1944-45		Max Kaminsky	60	26	27	7	--	--	59	.492	267	247	3rd, Western	Did not qualify
1945-46		Max Kaminsky	62	30	22	10	--	--	70	.565	262	226	2nd, Western	Lost Semifinals (3-3)
1946-47		Max Kaminsky	64	35	19	10	--	--	80	.625	260	188	3rd, Western	Lost Calder Cup Finals (7-5)
1947-48		Bob Davidson	68	38	18	12	--	--	88	.647	238	170	2nd, Western	Lost Quarterfinals (0-2)
1948-49		Bob Davidson	68	39	19	10	--	--	88	.647	301	175	4th, Western	Did not qualify
1949-50		Bob Davidson, Baz Bastien	70	29	26	15	--	--	73	.521	215	185	4th, Western	Did not qualify
1950-51		Tommy Anderson	71	31	33	7	--	--	69	.486	212	177	3rd, Western	Lost Calder Cup Finals (9-4)
1951-52		<b>King Clancy</b>	<b>68</b>	<b>46</b>	<b>19</b>	<b>3</b>	<b>--</b>	<b>--</b>	<b>95</b>	<b>.699</b>	<b>267</b>	<b>179</b>	<b>1st, Western</b>	<b>Won Calder Cup (8-3)</b>
1952-53		King Clancy	64	37	21	6	--	--	80	.625	223	149	2nd	Lost Calder Cup Finals (6-4)
1953-54		Baz Bastien	70	34	31	5	--	--	73	.521	250	222	4th	Lost Semifinals (2-3)
1954-55		<b>Howie Meeker</b>	<b>64</b>	<b>31</b>	<b>25</b>	<b>8</b>	<b>--</b>	<b>--</b>	<b>70</b>	<b>.547</b>	<b>187</b>	<b>180</b>	<b>1st</b>	<b>Won Calder Cup (7-3)</b>
1955-56		Howie Meeker	64	43	17	4	--	--	90	.703	271	186	2nd	Lost Semifinals (1-3)
1956-61		<i>Did not play</i>												
1961-62		Larry Regan, Baz Bastien	70	10	58	2	--	--	22	.157	177	367	4th, Western	Did not qualify
1962-63		Jack Stewart	72	20	48	4	--	--	44	.306	200	317	4th, Western	Did not qualify
1963-64		Vic Stasiuk	72	40	29	3	--	--	83	.576	242	196	1st, Western	Lost Semifinals (1-4)
1964-65		Vic Stasiuk	72	29	36	7	--	--	65	.451	228	256	3rd, Western	Lost Quarterfinals (1-3)
1965-66		Eddie Bush	72	38	33	1	--	--	77	.535	236	218	3rd, Western	Lost Quarterfinals (0-3)
1966-67		<b>Baz Bastien</b>	<b>72</b>	<b>41</b>	<b>21</b>	<b>10</b>	<b>--</b>	<b>--</b>	<b>92</b>	<b>.639</b>	<b>282</b>	<b>209</b>	<b>1st, Western</b>	<b>Won Calder Cup (8-1)</b>
<b>TOTALS</b>			<b>1,649</b>	<b>769</b>	<b>704</b>	<b>176</b>	<b>--</b>	<b>--</b>	<b>1,714</b>	<b>.520</b>	<b>5,558</b>	<b>5,151</b>		







## ALL-TIME TEAM REGISTER

### PROVIDENCE BRUINS

Season	Aff	Head Coach	GP	W	L	T	OTL	SOL	PTS	PCT	GF	GA	Finish	Playoff Result (W-L Record)
1992-93	BOS	Mike O'Connell	80	46	32	2	--	--	94	.588	384	348	1st, Northern	Lost Division Semifinals (2-4)
1993-94	BOS	Mike O'Connell	80	28	39	13	--	--	69	.431	283	319	5th, Northern	Did not qualify
1994-95	BOS	Steve Kasper	80	39	30	11	--	--	89	.556	300	268	3rd, Northern	Lost Division Finals (6-7)
1995-96	BOS	Bob Francis	80	30	36	10	4	--	74	.463	249	280	4th, Northern	Lost Conference Quarterfinals (1-3)
1996-97	BOS	Bob Francis	80	35	40	3	2	--	75	.469	262	289	4th, New England	Lost Conference Semifinals (4-6)
1997-98	BOS	Tom McVie	80	19	49	7	5	--	50	.313	211	301	5th, New England	Did not qualify
1998-99	BOS	Peter Laviolette	80	56	16	4	4	--	120	.750	321	223	1st, New England	Won Calder Cup (15-4)
1999-2000	BOS	Peter Laviolette	80	33	38	6	3	--	75	.469	231	269	5th, New England	Lost Conference Finals (10-4)
2000-01	BOS	Bill Armstrong	80	35	31	10	4	--	84	.525	245	242	3rd, New England	Lost Conference Finals (8-9)
2001-02	BOS	Bill Armstrong	80	35	33	8	4	--	82	.513	190	223	3rd, East (10)	Lost Qualifying Series (0-2)
2002-03	BOS	Mike Sullivan, Scott Gordon	80	44	20	11	5	--	104	.650	268	227	1st, North (2)	Lost Conference Quarterfinals (1-3)
2003-04	BOS	Scott Gordon	80	36	29	11	4	--	87	.544	170	170	4th, Atlantic	Lost Qualifying Series (0-2)
2004-05	BOS	Scott Gordon	80	40	30	--	3	7	90	.563	211	202	4th, Atlantic	Lost Conference Finals (10-7)
2005-06	BOS	Scott Gordon	80	43	31	--	1	5	92	.575	254	217	4th, Atlantic	Lost Division Semifinals (2-4)
2006-07	BOS	Scott Gordon	80	44	30	--	2	4	94	.588	251	218	3rd, Atlantic	Lost Division Finals (6-7)
2007-08	BOS	Scott Gordon	80	55	18	--	3	4	117	.731	280	206	1st, Atlantic	Lost Division Finals (6-4)
2008-09	BOS	Rob Murray	80	43	29	--	2	6	94	.588	238	232	2nd, Atlantic	Lost Conference Finals (9-7)
2009-10	BOS	Rob Murray	80	36	38	--	5	1	78	.488	207	226	7th, Atlantic	Did not qualify
2010-11	BOS	Rob Murray	80	38	36	--	3	3	82	.513	209	252	5th, Atlantic	Did not qualify
2011-12	BOS	Bruce Cassidy	76	35	34	--	3	4	77	.507	193	214	4th, Atlantic (12)	Did not qualify
2012-13	BOS	Bruce Cassidy	76	50	21	--	0	5	105	.691	222	183	1st, Atlantic (1)	Lost Conference Semifinals (6-6)
2013-14	BOS	Bruce Cassidy	76	40	25	--	2	9	91	.599	233	210	3rd, Atlantic (7)	Lost Conference Semifinals (6-6)
2014-15	BOS	Bruce Cassidy	76	41	26	--	7	2	91	.599	209	185	2nd, Atlantic (6)	Lost Conference Quarterfinals (2-3)
2015-16	BOS	Bruce Cassidy	76	41	22	--	9	4	95	.625	238	198	2nd, Atlantic	Lost Division Semifinals (0-3)
2016-17	BOS	Kevin Dean	76	43	23	--	6	4	96	.632	229	188	4th, Atlantic	Lost Conference Finals (8-9)
2017-18	BOS	Jay Leach	76	45	26	--	3	2	95	.625	231	187	4th, Atlantic	Lost Division Semifinals (1-3)
2018-19	BOS	Jay Leach	76	38	27	--	8	3	87	.572	228	212	4th, Atlantic	Lost Division Semifinals (1-3)
2019-20	BOS	Jay Leach	62	38	18	--	3	3	82	.661	197	154	1st, Atlantic	Playoffs not held
2020-21	BOS	Jay Leach	25	15	6	--	2	2	34	.680	78	60	1st, Atlantic	Playoffs not held
2021-22	BOS	Ryan Mougenel	72	36	25	--	5	6	83	.576	199	192	3rd, Atlantic	Lost Division First Round (0-2)
TOTALS			2,287	1,157	858	96	102	74	2,586	.565	7,021	6,695		

### QUAD CITY FLAMES

Season	Aff	Head Coach	GP	W	L	T	OTL	SOL	PTS	PCT	GF	GA	Finish	Playoff Result (W-L Record)
2007-08	CGY	Ryan McGill	80	38	32	--	3	7	86	.538	203	214	6th, West	Did not qualify
2008-09	CGY	Ryan McGill	80	36	31	--	6	7	85	.531	212	216	5th, West	Did not qualify
TOTALS			160	74	63	--	9	14	171	.534	415	430		

### QUEBEC ACES

Season	Aff	Head Coach	GP	W	L	T	OTL	SOL	PTS	PCT	GF	GA	Finish	Playoff Result (W-L Record)
1959-60		Jack Toupin	72	19	51	2	--	--	40	.278	178	333	7th	Did not qualify
1960-61		Fleming Mackell, Jack Toupin	72	30	39	3	--	--	63	.438	217	267	6th	Did not qualify
1961-62		Floyd Curry	70	30	36	4	--	--	64	.457	208	207	4th, Eastern	Did not qualify
1962-63		Floyd Curry	72	33	28	11	--	--	77	.535	206	210	4th, Eastern	Did not qualify
1963-64		Floyd Curry	72	41	30	1	--	--	83	.576	258	225	1st, Eastern	Lost Calder Cup Finals (4-5)
1964-65		Bernie Geoffrion	72	44	26	2	--	--	90	.625	280	223	1st, Eastern	Lost Semifinals (1-4)
1965-66		Bernie Geoffrion	72	47	21	4	--	--	98	.681	337	226	1st, Eastern	Lost Semifinals (2-4)
1966-67		Phil Watson	72	35	30	7	--	--	77	.535	275	249	3rd, Eastern	Lost Quarterfinals (2-3)
1967-68		Vic Stasiuk	72	33	28	11	--	--	77	.535	277	240	2nd, Western	Lost Calder Cup Finals (8-7)
1968-69		Vic Stasiuk	74	26	34	14	--	--	66	.446	235	258	3rd, Western	Lost Calder Cup Finals (7-8)
1969-70		Turk Broda	72	27	39	6	--	--	60	.417	221	272	3rd, Eastern	Lost Quarterfinals (2-4)
1970-71		Eddie Bush	72	25	31	16	--	--	66	.458	211	240	4th, Eastern	Lost 3rd-place tiebreaker (0-1)
TOTALS			864	390	393	81	--	--	861	.498	2,903	2,950		

### QUEBEC CITADELLES

Season	Aff	Head Coach	GP	W	L	T	OTL	SOL	PTS	PCT	GF	GA	Finish	Playoff Result (W-L Record)
1999-2000	MTL	Michel Therrien	80	37	34	5	4	--	83	.519	227	238	1st, Atlantic	Lost Conference Quarterfinals (0-3)
2000-01	MTL	Michel Therrien, Eric Lavigne	80	41	32	3	4	--	89	.556	264	252	2nd, Canadian	Lost Conference Semifinals (4-5)
2001-02	MTL	Eric Lavigne	80	35	27	15	3	--	88	.550	257	254	1st, Canadian (3)	Lost Conference Quarterfinals (0-3)
TOTALS			240	113	93	23	11	--	260	.542	748	744		

### RHODE ISLAND REDS (SEE PROVIDENCE REDS)

### RICHMOND ROBINS

Season	Aff	Head Coach	GP	W	L	T	OTL	SOL	PTS	PCT	GF	GA	Finish	Playoff Result (W-L Record)
1971-72	PHI	Eddie Bush	76	29	34	13	--	--	71	.467	237	218	5th, Western	Did not qualify
1972-73	PHI	Larry Wilson	76	30	36	10	--	--	70	.461	272	280	4th, Western	Lost Quarterfinals (0-4)
1973-74	PHI	Larry Wilson	76	22	40	14	--	--	58	.382	248	320	4th, Southern	Lost Quarterfinals (1-4)
1974-75	PHI/WSH	Larry Wilson	75	29	39	7	--	--	65	.433	261	293	2nd, Southern	Lost Quarterfinals (1-4)
1975-76	PHI/WSH	Larry Wilson	76	29	39	8	--	--	66	.434	262	297	2nd, Southern	Lost Semifinals (4-4)
TOTALS			379	139	188	52	--	--	330	.435	1,280	1,408		



# ALL-TIME TEAM REGISTER

## ROCHESTER AMERICANS

Season	Aff	Head Coach	GP	W	L	T	OTL	SOL	PTS	PCT	GF	GA	Finish	Playoff Result (W-L Record)
1956-57		Billy Reay	64	34	25	5	--	--	73	.570	224	199	3rd	Lost Calder Cup Finals (5-5)
1957-58		Rollie McLenahan	70	29	35	6	--	--	64	.457	205	242	5th	Did not qualify
1958-59		Bucko McDonald, Sam Pollock, Steve Kraftcheck	70	34	31	5	--	--	73	.521	242	209	3rd	Lost Semifinals (1-4)
1959-60		Steve Kraftcheck	72	40	27	5	--	--	85	.590	285	211	2nd	Lost Calder Cup Finals (5-7)
1960-61		Steve Kraftcheck, Jack Riley	72	32	36	4	--	--	68	.472	261	244	5th	Did not qualify
1961-62		Johnny Crawford	70	33	31	6	--	--	72	.514	234	240	3rd, Western	Lost Quarterfinals (0-2)
1962-63		Rudy Migay	72	24	39	9	--	--	57	.396	241	270	3rd, Western	Lost Quarterfinals (0-2)
1963-64		Joe Crozier	72	40	30	2	--	--	82	.569	256	223	2nd, Western	Lost Quarterfinals (0-2)
<b>1964-65</b>		<b>Joe Crozier</b>	<b>72</b>	<b>48</b>	<b>21</b>	<b>3</b>	--	--	<b>99</b>	<b>.688</b>	<b>310</b>	<b>199</b>	<b>1st, Western</b>	<b>Won Calder Cup (8-2)</b>
<b>1965-66</b>		<b>Joe Crozier</b>	<b>72</b>	<b>46</b>	<b>21</b>	<b>5</b>	--	--	<b>97</b>	<b>.674</b>	<b>288</b>	<b>221</b>	<b>1st, Western</b>	<b>Won Calder Cup (8-4)</b>
1966-67		Joe Crozier	72	38	25	9	--	--	85	.590	300	223	2nd, Western	Lost Calder Cup Finals (6-7)
<b>1967-68</b>		<b>Joe Crozier</b>	<b>72</b>	<b>38</b>	<b>25</b>	<b>9</b>	--	--	<b>85</b>	<b>.590</b>	<b>273</b>	<b>233</b>	<b>1st, Western</b>	<b>Won Calder Cup (8-3)</b>
1968-69		Dick Gamble	74	25	38	11	--	--	61	.412	237	295	4th, Western	Did not qualify
1969-70		Dick Gamble	72	18	38	16	--	--	52	.361	253	315	5th, Western	Did not qualify
1970-71		Dick Gamble, John O'Flaherty	72	25	36	11	--	--	61	.424	222	248	4th, Western	Did not qualify
1971-72	VAN	Doug Adam, Don Cherry	76	28	38	10	--	--	66	.434	242	311	5th, Eastern	Did not qualify
1972-73	--	Don Cherry	76	33	31	12	--	--	78	.513	239	276	3rd, Eastern	Lost Quarterfinals (2-4)
1973-74	--	Don Cherry	76	42	21	13	--	--	97	.638	296	248	1st, Northern	Lost Quarterfinals (2-4)
1974-75	BOS	Dick Mattiussi	76	42	25	9	--	--	93	.612	317	243	2nd, Northern	Lost Semifinals (6-6)
1975-76	BOS	Dick Mattiussi	76	42	25	9	--	--	93	.612	304	243	2nd, Northern	Lost Semifinals (3-4)
1976-77	BOS	Duane Rupp	80	42	33	5	--	--	89	.556	320	273	3rd	Lost Calder Cup Finals (6-6)
1977-78	BOS	Duane Rupp	81	43	31	7	--	--	93	.574	332	296	1st, Southern	Lost Semifinals (2-4)
1978-79	BOS	Duane Rupp, Gary Darling, Ron Garwasiuk, Pat Kelly	80	26	42	12	--	--	64	.400	289	349	4th, Southern	Did not qualify
1979-80	BUF	Billy Inglis	80	28	42	10	--	--	66	.413	260	327	4th, Southern	Lost Quarterfinals (0-4)
1980-81	BUF	Mike Keenan	80	30	42	8	--	--	68	.425	295	316	5th, Southern	Did not qualify
1981-82	BUF	Mike Keenan	80	40	31	9	--	--	89	.556	325	286	2nd, Southern	Lost Semifinals (4-6)
<b>1982-83</b>	<b>BUF</b>	<b>Mike Keenan</b>	<b>80</b>	<b>46</b>	<b>25</b>	<b>9</b>	--	--	<b>101</b>	<b>.631</b>	<b>389</b>	<b>325</b>	<b>1st, Southern</b>	<b>Won Calder Cup (12-4)</b>
1983-84	BUF	Joe Crozier	80	46	32	2	--	--	94	.588	363	300	2nd, Southern	Lost Calder Cup Finals (9-9)
1984-85	BUF	Jim Schoenfeld, John Van Boxmeer	80	40	27	13	--	--	93	.581	333	301	3rd, Southern	Lost Quarterfinals (1-4)
1985-86	BUF	John Van Boxmeer	80	34	39	7	--	--	75	.469	320	337	6th, Southern	Did not qualify
<b>1986-87</b>	<b>BUF</b>	<b>John Van Boxmeer</b>	<b>80</b>	<b>47</b>	<b>26</b>	--	--	<b>7</b>	<b>101</b>	<b>.631</b>	<b>315</b>	<b>263</b>	<b>1st, Southern</b>	<b>Won Calder Cup (12-6)</b>
1987-88	BUF	John Van Boxmeer	80	46	26	7	1	--	100	.625	328	272	2nd, Southern	Lost Quarterfinals (3-4)
1988-89	BUF	John Van Boxmeer	80	38	37	5	--	--	81	.506	305	302	5th, Southern	Did not qualify
1989-90	BUF	John Van Boxmeer	80	43	28	9	--	--	95	.594	337	286	1st, Southern	Lost Calder Cup Finals (10-7)
1990-91	BUF	Don Lever	80	45	26	9	--	--	99	.619	326	253	1st, Southern	Lost Calder Cup Finals (10-5)
1991-92	BUF	Don Lever	80	37	31	12	--	--	86	.538	292	248	2nd, Southern	Lost Semifinals (9-7)
1992-93	BUF	John Van Boxmeer	80	40	33	7	--	--	87	.544	348	332	2nd, Southern	Lost Calder Cup Finals (9-8)
1993-94	BUF	John Van Boxmeer	80	31	34	15	--	--	77	.481	277	300	4th, Southern	Lost Division Semifinals (0-4)
1994-95	BUF	John Van Boxmeer	80	35	38	7	--	--	77	.481	300	304	4th, Southern	Lost Division Semifinals (1-4)
<b>1995-96</b>	<b>BUF</b>	<b>John Tortorella</b>	<b>80</b>	<b>37</b>	<b>34</b>	<b>5</b>	<b>4</b>	--	<b>83</b>	<b>.519</b>	<b>294</b>	<b>297</b>	<b>3rd, Central</b>	<b>Won Calder Cup (15-4)</b>
1996-97	BUF	John Tortorella	80	40	30	9	1	--	90	.563	298	257	1st, Empire State	Lost Conference Semifinals (6-4)
1997-98	BUF	Brian McCutcheon	80	30	38	12	0	--	72	.450	238	260	5th, Empire	Lost Conference Quarterfinals (1-3)
1998-99	BUF	Brian McCutcheon	80	52	21	6	1	--	111	.694	287	176	1st, Empire	Lost Calder Cup Finals (12-8)
1999-2000	BUF	Brian McCutcheon	80	46	22	9	3	--	104	.650	247	201	1st, Empire	Lost Calder Cup Finals (13-8)
2000-01	BUF	Randy Cunneynworth	80	46	22	9	3	--	104	.650	224	192	1st, Mid-Atlantic	Lost Conference Quarterfinals (1-3)
2001-02	BUF	Randy Cunneynworth	80	32	30	15	3	--	82	.513	206	211	2nd, Central (9)	Lost Qualifying Series (0-2)
2002-03	BUF	Randy Cunneynworth	80	31	30	14	5	--	81	.506	219	221	2nd, Central (10)	Lost Qualifying Series (1-2)
2003-04	BUF	Randy Cunneynworth	80	37	28	10	5	--	89	.556	207	188	3rd, North	Lost Conference Finals (9-7)
2004-05	BUF	Randy Cunneynworth	80	51	19	--	4	6	112	.700	243	208	1st, North	Lost Division Finals (5-4)
2005-06	BUF/FLA	Randy Cunneynworth	80	37	39	--	2	2	78	.488	261	270	5th, North	Did not qualify
2006-07	BUF/FLA	Randy Cunneynworth	80	48	30	--	1	1	98	.613	269	250	2nd, North	Lost Division Semifinals (2-4)
2007-08	BUF/FLA	Randy Cunneynworth	80	24	46	--	6	4	58	.363	197	291	7th, North	Did not qualify
2008-09	FLA	Benoit Groulx	80	29	43	--	0	8	66	.413	184	259	7th, North	Did not qualify
2009-10	FLA	Benoit Groulx	80	44	33	--	2	1	91	.569	253	247	2nd, North	Lost Division Semifinals (3-4)
2010-11	FLA	Chuck Weber	80	31	39	--	5	5	72	.450	218	266	7th, North	Did not qualify
2011-12	BUF	Ron Rolston	76	36	26	--	10	4	86	.566	224	221	2nd, North (7)	Lost Conference Quarterfinals (0-3)
2012-13	BUF	Ron Rolston, Chadd Cassidy	76	43	29	--	3	1	90	.592	234	209	2nd, North (7)	Lost Conference Quarterfinals (0-3)
2013-14	BUF	Chadd Cassidy	76	37	28	--	6	5	85	.559	216	217	2nd, North (7)	Lost Conference Quarterfinals (2-3)
2014-15	BUF	Chadd Cassidy	76	29	41	--	5	1	64	.421	209	251	5th, North	Did not qualify
2015-16	BUF	Randy Cunneynworth	76	34	38	--	3	1	72	.474	199	249	6th, North	Did not qualify
2016-17	BUF	Dan Lambert	76	32	41	--	0	3	67	.441	205	240	6th, North	Did not qualify
2017-18	BUF	Chris Taylor	76	37	22	--	11	6	91	.599	234	221	3rd, North	Lost Division Semifinals (0-3)
2018-19	BUF	Chris Taylor	76	46	23	--	5	2	99	.651	254	218	2nd, North	Lost Division Semifinals (0-3)
2019-20	BUF	Chris Taylor	62	33	20	--	4	5	75	.605	181	173	2nd, North	Playoffs not held
2020-21	BUF	Seth Appert	29	11	15	--	2	1	25	.431	89	116	6th, North	Playoffs not held
2021-22	BUF	Seth Appert	76	37	29	--	7	3	84	.553	254	270	5th, North	Lost Division Finals (5-5)
TOTALS			5,024	2,418	2,037	401	102	66	5,405	.538	17,427	16,742		



# ALL-TIME TEAM REGISTER

## ROCKFORD ICEHOGS

Season	Aff	Head Coach	GP	W	L	T	OTL	SOL	PTS	PCT	GF	GA	Finish	Playoff Result (W-L Record)
2007-08	CHI	Mike Haviland	80	44	26	--	4	6	98	.613	247	231	2nd, West	Lost Division Finals (7-5)
2008-09	CHI	Bill Peters	80	40	34	--	0	6	86	.538	229	220	4th, West	Lost Division Semifinals (0-4)
2009-10	CHI	Bill Peters	80	44	30	--	3	3	94	.588	226	226	3rd, West	Lost Division Semifinals (0-4)
2010-11	CHI	Bill Peters	80	38	33	--	4	5	85	.531	216	245	8th, West	Did not qualify
2011-12	CHI	Ted Dent	76	35	32	--	2	7	79	.520	207	228	5th, Midwest (12)	Did not qualify
2012-13	CHI	Ted Dent	76	42	31	--	2	1	87	.572	246	225	3rd, Midwest (9)	Did not qualify
2013-14	CHI	Ted Dent	76	35	32	--	5	4	79	.520	234	262	4th, Midwest (9)	Did not qualify
2014-15	CHI	Ted Dent	76	46	23	--	5	2	99	.651	222	180	2nd, Midwest (4)	Lost Conference Semifinals (4-4)
2015-16	CHI	Ted Dent	76	40	22	--	10	4	94	.618	214	205	3rd, Central	Lost Division Semifinals (0-3)
2016-17	CHI	Ted Dent	76	25	39	--	9	3	62	.408	175	246	8th, Central	Did not qualify
2017-18	CHI	Jeremy Colliton	76	40	28	--	4	4	88	.579	239	234	4th, Central	Lost Conference Finals (9-4)
2018-19	CHI	Jeremy Colliton, Derek King	76	35	31	--	4	6	80	.526	184	214	7th, Central	Did not qualify
2019-20	CHI	Derek King	63	29	30	--	2	2	62	.492	156	187	5th, Central	Playoffs not held
2020-21	CHI	Derek King	32	12	19	--	1	0	25	.391	89	115	6th, Central	Playoffs not held
2021-22	CHI	Derek King, Anders Sorensen	72	37	30	--	4	1	79	.549	223	221	4th, Central	Lost Division Semifinals (2-3)
TOTALS			1,095	542	440	--	59	54	1,197	.547	3,107	3,239		

## ST. CATHARINES SAINTS (SEE NEWMARKET SAINTS)

### SAINT JOHN FLAMES

Season	Aff	Head Coach	GP	W	L	T	OTL	SOL	PTS	PCT	GF	GA	Finish	Playoff Result (W-L Record)
1993-94	CGY	Bob Francis	80	37	33	10	--	--	84	.525	304	305	2nd, Atlantic	Lost Division Semifinals (3-4)
1994-95	CGY	Bob Francis	80	27	40	13	--	--	67	.419	250	286	4th, Atlantic	Lost Division Semifinals (1-4)
1995-96	CGY	Paul Baxter	80	35	30	11	4	--	85	.531	272	264	2nd, Atlantic	Lost Conference Finals (10-6)
1996-97	CGY	Paul Baxter	80	28	36	13	3	--	72	.450	237	269	2nd, Canadian	Lost Conference Quarterfinals (2-3)
1997-98	CGY	Bill Stewart	80	43	24	13	0	--	99	.619	231	201	1st, Atlantic	Lost Calder Cup Finals (13-8)
1998-99	CGY	Rick Vaive	80	31	40	8	1	--	71	.444	238	296	4th, Atlantic	Lost Conference Semifinals (3-4)
1999-2000	CGY	Rick Vaive	80	32	32	11	5	--	80	.500	267	283	2nd, Atlantic	Lost Conference Quarterfinals (0-3)
2000-01	CGY	Jim Playfair	80	44	24	7	5	--	100	.625	269	210	1st, Canadian	Won Calder Cup (15-4)
2001-02	CGY	Jim Playfair	80	29	34	13	4	--	75	.469	182	202	5th, Canadian (12)	Did not qualify
2002-03	CGY	Jim Playfair, Ron Wilson	80	32	41	6	1	--	71	.444	203	223	4th, Canadian (12)	Did not qualify
TOTALS			800	338	334	105	23	--	804	.503	2,453	2,539		

### ST. JOHN'S MAPLE LEAFS

Season	Aff	Head Coach	GP	W	L	T	OTL	SOL	PTS	PCT	GF	GA	Finish	Playoff Result (W-L Record)
1991-92	TOR	Marc Crawford	80	39	29	12	--	--	90	.563	325	285	2nd, Atlantic	Lost Calder Cup Finals (11-5)
1992-93	TOR	Marc Crawford	80	41	26	13	--	--	95	.594	351	308	1st, Atlantic	Lost Division Finals (4-5)
1993-94	TOR	Marc Crawford	80	45	23	12	--	--	102	.638	360	287	1st, Atlantic	Lost Division Finals (6-5)
1994-95	TOR	Tom Watt	80	33	37	10	--	--	76	.475	263	263	2nd, Atlantic	Lost Division Semifinals (1-4)
1995-96	TOR	Tom Watt	80	31	31	14	4	--	80	.500	248	274	3rd, Atlantic	Lost Conference Quarterfinals (1-3)
1996-97	TOR	Mark Hunter	80	36	28	10	6	--	88	.550	265	264	1st, Canadian	Lost Conference Semifinals (6-5)
1997-98	TOR	Al MacAdam	80	25	32	18	5	--	73	.456	233	254	4th, Atlantic	Lost Conference Quarterfinals (1-3)
1998-99	TOR	Al MacAdam	80	34	35	7	4	--	79	.494	246	270	2nd, Atlantic	Lost Conference Quarterfinals (2-3)
1999-2000	TOR	Al MacAdam	80	23	45	8	4	--	58	.363	202	277	4th, Atlantic	Did not qualify
2000-01	TOR	Lou Crawford	80	35	35	8	2	--	80	.500	247	244	3rd, Canadian	Lost Conference Quarterfinals (1-3)
2001-02	TOR	Lou Crawford	80	34	27	17	2	--	87	.544	256	240	3rd, Canadian (7)	Lost Conference Semifinals (5-6)
2002-03	TOR	Lou Crawford	80	32	40	6	2	--	72	.450	236	285	3rd, Canadian (11)	Did not qualify
2003-04	TOR	Doug Shedden	80	32	36	8	4	--	76	.475	225	265	7th, North	Did not qualify
2004-05	TOR	Doug Shedden	80	46	28	--	1	5	98	.613	244	232	2nd, North	Lost Division Semifinals (1-4)
TOTALS			1,120	486	452	143	34	5	1,154	.515	3,701	3,748		

### ST. JOHN'S ICECAPS

Season	Aff	Head Coach	GP	W	L	T	OTL	SOL	PTS	PCT	GF	GA	Finish	Playoff Result (W-L Record)
2011-12	WPG	Keith McCambridge	76	43	25	--	5	3	94	.618	240	216	1st, Atlantic (2)	Lost Conference Finals (7-8)
2012-13	WPG	Keith McCambridge	76	32	36	--	3	5	72	.474	195	237	5th, Atlantic (14)	Did not qualify
2013-14	WPG	Keith McCambridge	76	46	23	--	2	5	99	.651	258	207	2nd, Atlantic (4)	Lost Calder Cup Finals (12-9)
2014-15	WPG	Keith McCambridge	76	32	33	--	9	2	75	.493	183	235	5th, Atlantic (12)	Did not qualify
2015-16	MTL	Sylvain Lefebvre	76	32	33	--	8	3	75	.493	208	239	5th, North	Did not qualify
2016-17	MTL	Sylvain Lefebvre	76	36	30	--	8	2	82	.539	216	220	4th, North	Lost Division Semifinals (1-3)
TOTALS			456	221	180	--	35	20	497	.545	1,300	1,354		

### ST. LOUIS FLYERS

Season	Aff	Head Coach	GP	W	L	T	OTL	SOL	PTS	PCT	GF	GA	Finish	Playoff Result (W-L Record)
1944-45		Hap Emms	60	14	38	8	--	--	36	.300	157	257	4th, Western	Did not qualify
1945-46		Hap Emms, Ralph (Bouncer) Taylor	62	21	32	9	--	--	51	.411	198	266	4th, Western	Did not qualify
1946-47		Ralph (Bouncer) Taylor, Bob Davidson	64	17	35	12	--	--	46	.359	211	292	5th, Western	Did not qualify
1947-48		Ebbie Goodfellow	68	22	36	10	--	--	54	.397	242	291	5th, Western	Did not qualify
1948-49		Ebbie Goodfellow	68	41	18	9	--	--	91	.669	294	192	1st, Western	Lost Semifinals (3-4)
1949-50		Ebbie Goodfellow	70	34	28	8	--	--	76	.543	258	250	3rd, Western	Lost Quarterfinals (0-2)
1950-51		Johnny Mitchell	70	32	34	4	--	--	68	.486	233	252	4th, Western	Did not qualify
1951-52		Mud Bruneteau	68	28	39	1	--	--	57	.419	256	262	4th, Western	Did not qualify
1952-53		Jake Forbes	64	26	37	1	--	--	53	.414	212	258	6th	Did not qualify
TOTALS			594	235	297	62	--	--	532	.448	2,061	2,320		



## ALL-TIME TEAM REGISTER

### SAN ANTONIO RAMPAGE

Season	Aff	Head Coach	GP	W	L	T	OTL	SOL	PTS	PCT	GF	GA	Finish	Playoff Result (W-L Record)
2002-03	FLA	John Torchetti, Scott Allen	80	36	29	11	4	--	87	.544	235	226	3rd, West (6)	Lost Conference Quarterfinals (0-3)
2003-04	FLA	Steve Ludzik, Scott Allen	80	30	42	8	0	--	68	.425	191	231	6th, West	Did not qualify
2004-05	FLA	Steve Ludzik	80	27	45	--	3	5	62	.388	156	232	6th, West	Did not qualify
2005-06	PHX	Pat Conacher	80	23	50	--	3	4	53	.331	153	251	7th, West	Did not qualify
2006-07	PHX	Pat Conacher	80	32	42	--	2	4	70	.438	219	256	6th, West	Did not qualify
2007-08	PHX	Greg Ireland	80	42	28	--	3	7	94	.588	238	225	5th, West	Lost Division Semifinals (3-4)
2008-09	PHX	Greg Ireland	80	36	38	--	2	4	78	.488	205	243	8th, West	Did not qualify
2009-10	PHX	Greg Ireland, Ray Edwards	80	36	32	--	5	7	84	.525	235	244	6th, West	Did not qualify
2010-11	PHX	Ray Edwards	80	40	33	--	4	3	87	.544	228	245	7th, West	Did not qualify
2011-12	FLA	Chuck Weber	76	41	30	--	3	2	87	.572	197	204	3rd, West (6)	Lost Conference Semifinals (4-6)
2012-13	FLA	Chuck Weber	76	29	38	--	2	7	67	.441	195	241	5th, South (14)	Did not qualify
2013-14	FLA	Peter Horachek, Tom Rowe	76	30	37	--	3	6	69	.454	206	235	5th, West (14)	Did not qualify
2014-15	FLA	Tom Rowe	76	45	23	--	7	1	98	.645	248	222	1st, West (3)	Lost Conference Quarterfinals (0-3)
2015-16	COL	Dean Chynoweth	76	33	35	--	8	0	74	.487	213	240	7th, Pacific	Did not qualify
2016-17	COL	Eric Veilleux	76	27	42	--	5	2	61	.401	184	240	8th, Pacific	Did not qualify
2017-18	COL	Eric Veilleux	76	35	31	--	10	0	80	.526	198	219	8th, Pacific	Did not qualify
2018-19	STL	Drew Bannister	76	31	38	--	6	1	69	.454	196	244	8th, Central	Did not qualify
2019-20	STL	Drew Bannister	61	24	25	--	7	5	60	.492	161	184	7th, Central	Playoffs not held
TOTALS			1,389	597	638	19	77	58	1,348	.485	3,658	4,182		

### SAN DIEGO GULLS

Season	Aff	Head Coach	GP	W	L	T	OTL	SOL	PTS	PCT	GF	GA	Finish	Playoff Result (W-L Record)
2015-16	ANA	Dallas Eakins	68	39	23	--	4	2	84	.618	208	200	2nd, Pacific	Lost Division Finals (4-5)
2016-17	ANA	Dallas Eakins	68	43	20	--	3	2	91	.669	221	178	2nd, Pacific	Lost Division Finals (4-6)
2017-18	ANA	Dallas Eakins	68	36	28	--	3	1	76	.559	202	197	5th, Pacific	Did not qualify
2018-19	ANA	Dallas Eakins	68	36	24	--	5	3	80	.588	239	221	3rd, Pacific	Lost Conference Finals (9-7)
2019-20	ANA	Kevin Dineen	57	30	19	--	6	2	68	.596	185	164	4th, Pacific	Playoffs not held
2020-21	ANA	Kevin Dineen	44	26	17	--	1	0	53	.602	153	142	3rd, Pacific	Lost Division Semifinals (1-2)
2021-22	ANA	Joel Bouchard	68	28	33	--	4	3	63	.463	197	223	7th, Pacific	Lost Division First Round (0-2)
TOTALS			441	238	164	--	26	13	515	.584	1,405	1,325		

### SAN JOSE BARRACUDA

Season	Aff	Head Coach	GP	W	L	T	OTL	SOL	PTS	PCT	GF	GA	Finish	Playoff Result (W-L Record)
2015-16	SJ	Roy Sommer	68	31	26	--	8	3	73	.537	198	193	4th, Pacific	Lost Division Semifinals (1-3)
2016-17	SJ	Roy Sommer	68	43	16	--	4	5	95	.699	232	176	1st, Pacific	Lost Conference Finals (8-7)
2017-18	SJ	Roy Sommer	68	34	26	--	4	4	76	.559	186	198	4th, Pacific	Lost Division Semifinals (1-3)
2018-19	SJ	Roy Sommer	68	39	22	--	3	4	85	.625	227	197	2nd, Pacific	Lost Division Semifinals (1-3)
2019-20	SJ	Roy Sommer, Jimmy Bonneau/Michael Chiasson	55	21	27	--	5	2	49	.445	179	192	7th, Pacific	Playoffs not held
2020-21	SJ	Roy Sommer	36	15	15	--	4	2	36	.500	105	127	4th, Pacific	Lost Division Semifinals (2-2)
2021-22	SJ	Roy Sommer	68	20	42	--	4	2	46	.338	202	291	9th, Pacific	Did not qualify
TOTALS			431	203	174	--	32	22	460	.534	1,329	1,374		

### SHERBROOKE JETS

Season	Aff	Head Coach	GP	W	L	T	OTL	SOL	PTS	PCT	GF	GA	Finish	Playoff Result (W-L Record)
1982-83	WPG	Rick Bowness	80	22	54	4	--	--	48	.300	288	390	6th, Northern	Did not qualify
1983-84	WPG	Ron Racette, George Guilbault	80	22	53	5	--	--	49	.306	301	419	6th, Northern	Did not qualify
TOTALS			160	44	107	9	--	--	97	.303	589	809		

### SHERBROOKE CANADIENS

Season	Aff	Head Coach	GP	W	L	T	OTL	SOL	PTS	PCT	GF	GA	Finish	Playoff Result (W-L Record)
1984-85	MTL/WPG	Pierre Creamer	80	37	38	5	--	--	79	.494	323	329	3rd, Northern	Won Calder Cup (12-5)
1985-86	MTL/WPG	Pierre Creamer	80	33	38	9	--	--	75	.469	340	341	5th, Northern	Did not qualify
1986-87	MTL/WPG	Pierre Creamer	80	50	28	--	--	2	102	.638	328	257	1st, Northern	Lost Calder Cup Finals (11-6)
1987-88	MTL	Pat Burns	80	42	33	4	1	--	89	.556	316	243	3rd, Northern	Lost Quarterfinals (2-4)
1988-89	MTL	Jean Hamel	80	47	24	9	--	--	103	.644	348	261	1st, Northern	Lost Quarterfinals (2-4)
1989-90	MTL	Jean Hamel	80	45	23	12	--	--	102	.638	301	247	1st, Northern	Lost Semifinals (6-6)
TOTALS			480	254	184	39	1	2	550	.573	1,956	1,678		



# ALL-TIME TEAM REGISTER

## SPRINGFIELD INDIANS/KINGS

• *Springfield Indians (1936-67, 1974-94)*

• *Springfield Kings (1967-75)*

Season	Aff	Head Coach	GP	W	L	T	OTL	SOL	PTS	PCT	GF	GA	Finish	Playoff Result (W-L Record)
1936-37		George Boucher	48	22	17	9	--	--	53	.552	117	125	2nd, Eastern	Lost Semifinals (2-3)
1937-38		George Boucher	48	10	30	8	--	--	28	.292	96	140	4th, Eastern	Did not qualify
1938-39		Lionel Hitchman, Lucien Garneau, Johnny Mitchell	54	16	29	9	--	--	41	.380	121	179	3rd, Eastern	Lost Quarterfinals (1-2)
1939-40		Johnny Mitchell	54	24	24	6	--	--	54	.500	166	149	3rd, Eastern	Lost Quarterfinals (1-2)
1940-41		Johnny Mitchell	56	26	21	9	--	--	61	.545	157	149	3rd, Eastern	Lost Quarterfinals (1-2)
1941-42		Johnny Mitchell	56	31	20	5	--	--	67	.598	213	167	1st, Eastern	Lost Semifinals (2-3)
1942-46		<i>Did not play</i>												
1946-47		Earl Seibert	64	24	29	11	--	--	59	.461	202	220	2nd, Eastern	Lost Quarterfinals (0-2)
1947-48		Earl Seibert	68	19	42	7	--	--	45	.331	237	308	5th, Eastern	Did not qualify
1948-49		Earl Seibert	68	22	37	9	--	--	53	.390	240	276	3rd, Eastern	Lost Quarterfinals (1-2)
1949-50		Earl Seibert	70	28	34	8	--	--	64	.457	245	258	3rd, Eastern	Lost Quarterfinals (0-2)
1950-51		Earl Seibert	70	27	37	6	--	--	60	.429	268	254	3rd, Eastern	Lost Quarterfinals (0-3)
1951-54		<i>Did not play</i>												
1954-55		Eddie Shore	64	32	29	3	--	--	67	.523	251	233	3rd	Lost Semifinals (1-3)
1955-56		Bill Mitchell	64	17	45	2	--	--	36	.281	212	297	6th	Did not qualify
1956-57		Punch Imlach	64	19	41	4	--	--	42	.328	217	274	6th	Did not qualify
1957-58		Cal Gardner	70	29	33	8	--	--	66	.471	231	246	4th	Lost Calder Cup Finals (6-7)
1958-59		Glen Sonmor	70	30	38	2	--	--	62	.443	253	282	5th	Did not qualify
<b>1959-60</b>		<b>Pat Egan</b>	<b>72</b>	<b>43</b>	<b>23</b>	<b>6</b>	--	--	<b>92</b>	<b>.639</b>	<b>280</b>	<b>219</b>	<b>1st</b>	<b>Won Calder Cup (8-2)</b>
<b>1960-61</b>		<b>Pat Egan</b>	<b>72</b>	<b>49</b>	<b>22</b>	<b>1</b>	--	--	<b>99</b>	<b>.688</b>	<b>344</b>	<b>206</b>	<b>1st</b>	<b>Won Calder Cup (8-0)</b>
<b>1961-62</b>		<b>Pat Egan</b>	<b>70</b>	<b>45</b>	<b>22</b>	<b>3</b>	--	--	<b>93</b>	<b>.664</b>	<b>292</b>	<b>194</b>	<b>1st, Eastern</b>	<b>Won Calder Cup (8-3)</b>
1962-63		Pat Egan	72	33	31	8	--	--	74	.514	282	236	5th, Eastern	Did not qualify
1963-64		Pat Egan	72	23	44	5	--	--	51	.354	238	292	5th, Eastern	Did not qualify
1964-65		Pat Egan	72	29	39	4	--	--	62	.431	237	273	4th, Eastern	Did not qualify
1965-66		Al Murray, Jack Butterfield	72	31	38	3	--	--	65	.451	207	235	3rd, Eastern	Lost Semifinals (3-3)
1966-67		Harry Pidhirny, Ted Shore	72	32	31	9	--	--	73	.507	267	261	4th, Eastern	Did not qualify
1967-68		John Wilson	72	31	33	8	--	--	70	.486	247	276	2nd, Eastern	Lost Quarterfinals (1-3)
1968-69		John Wilson	74	27	36	11	--	--	65	.439	257	274	4th, Eastern	Did not qualify
1969-70		John Wilson, Jimmy Anderson	72	38	29	5	--	--	81	.563	287	287	2nd, Eastern	Lost Calder Cup Finals (4-7)
<b>1970-71</b>		<b>John Wilson</b>	<b>72</b>	<b>29</b>	<b>35</b>	<b>8</b>	--	--	<b>66</b>	<b>.458</b>	<b>244</b>	<b>281</b>	<b>3rd, Eastern</b>	<b>Won Calder Cup (11-1)</b>
1971-72	LA	Gary Dineen	76	31	30	15	--	--	77	.507	273	266	3rd, Eastern	Lost Quarterfinals (1-4)
1972-73	LA	Jerry Toppazzini	76	18	42	16	--	--	52	.342	265	344	5th, Eastern	Did not qualify
1973-74	LA	Jerry Toppazzini	76	21	40	15	--	--	57	.375	251	327	6th, Northern	Did not qualify
<b>*1974-75</b>	<b>LA</b>	<b>Ron Stewart</b>	<b>75</b>	<b>33</b>	<b>30</b>	<b>12</b>	--	--	<b>78</b>	<b>.520</b>	<b>299</b>	<b>256</b>	<b>4th, Northern</b>	<b>Won Calder Cup (12-5)</b>
1975-76	KC	Jimmy Anderson	76	33	39	4	--	--	70	.461	267	320	4th, Northern	Did not qualify
1976-77	PHI/WSH	John Hanna, Gary Dineen	80	28	51	1	--	--	57	.356	302	390	5th	Did not qualify
1977-78	LA	Gary Dineen, Bob Berry	81	39	33	9	--	--	87	.537	348	350	3rd, Northern	Lost Quarterfinals (1-3)
1978-79	LA	Ted Harris, Pete Stemkowski	80	33	38	9	--	--	75	.469	289	290	4th, Northern	Did not qualify
1979-80	HFD	Larry Kish	80	31	37	12	--	--	74	.463	292	302	5th, Northern	Did not qualify
1980-81	BOS	John Wilson	80	34	41	5	--	--	73	.456	312	343	4th, Northern	Lost Quarterfinals (3-4)
1981-82	NYR	Tom Webster	80	32	43	5	--	--	69	.431	278	319	4th, Northern	Did not qualify
1982-83	CHI	Orland Kurtenbach	80	31	43	6	--	--	68	.425	282	324	7th, Southern	Did not qualify
1983-84	CHI/PHI	Doug Sauter	80	39	35	6	--	--	84	.525	344	340	4th, Southern	Lost Quarterfinals (0-4)
1984-85	NYI/MIN	Lorne Henning	80	36	40	4	--	--	76	.475	322	326	4th, Southern	Lost Quarterfinals (0-4)
1985-86	NYI/MIN	Fred Creighton	80	36	39	5	--	--	77	.481	301	309	5th, Southern	Did not qualify
1986-87	NYI/MIN	Fred Creighton	80	34	40	--	--	6	74	.463	296	344	6th, Southern	Did not qualify
1987-88	NYI	Gord Lane	80	27	44	8	1	--	63	.394	269	333	7th, Northern	Did not qualify
1988-89	NYI	Jim Roberts	80	32	44	4	--	--	68	.425	287	341	6th, Northern	Did not qualify
<b>1989-90</b>	<b>NYI</b>	<b>Jim Roberts</b>	<b>80</b>	<b>38</b>	<b>38</b>	<b>4</b>	--	--	<b>80</b>	<b>.500</b>	<b>317</b>	<b>310</b>	<b>3rd, Northern</b>	<b>Won Calder Cup (12-6)</b>
<b>1990-91</b>	<b>HFD</b>	<b>Jim Roberts</b>	<b>80</b>	<b>43</b>	<b>27</b>	<b>10</b>	--	--	<b>96</b>	<b>.600</b>	<b>348</b>	<b>281</b>	<b>1st, Northern</b>	<b>Won Calder Cup (12-6)</b>
1991-92	HFD	Jay Leach	80	43	29	8	--	--	94	.588	308	277	1st, Northern	Lost Division Finals (4-7)
1992-93	HFD	Jay Leach	80	25	41	14	--	--	64	.400	282	336	4th, Northern	Lost Semifinals (8-7)
1993-94	HFD	Joel Quenneville	80	29	38	13	--	--	71	.444	309	327	4th, Northern	Lost Division Semifinals (2-4)
TOTALS			3,672	1,532	1,771	362	1	6	3,433	.467	13,249	13,946		

\* changed name from Kings back to Indians, Feb. 7, 1975



## ALL-TIME TEAM REGISTER

### SPRINGFIELD FALCONS

Season	Aff	Head Coach	GP	W	L	T	OTL	SOL	PTS	PCT	GF	GA	Finish	Playoff Result (W-L Record)
1994-95	HFD/WPG	Paul Gillis	80	31	37	12	--	--	74	.463	269	289	5th, Northern	Did not qualify
1995-96	HFD/WPG	Kevin McCarthy	80	42	22	11	5	--	100	.625	272	215	1st, Northern	Lost Conference Semifinals (5-5)
1996-97	HFD/WPG	Kevin McCarthy	80	41	25	12	2	--	96	.600	268	229	2nd, New England	Lost Conference Finals (10-7)
1997-98	PHX	Dave Farrish	80	45	26	7	2	--	99	.619	278	248	1st, New England	Lost Conference Quarterfinals (1-3)
1998-99	PHX/LA	Dave Farrish	80	35	35	9	1	--	80	.500	245	232	3rd, New England	Lost Conference Quarterfinals (0-3)
1999-2000	PHX	Dave Farrish	80	33	35	11	1	--	78	.488	272	252	4th, New England	Lost Conference Quarterfinals (2-3)
2000-01	PHX/NYI	Marc Potvin	80	29	37	8	6	--	72	.450	253	280	6th, New England	Did not qualify
2001-02	PHX/TB	Marc Potvin	80	35	41	2	2	--	74	.463	213	237	5th, East (13)	Did not qualify
2002-03	PHX/TB	Marty McSorley	80	34	38	7	1	--	76	.475	202	243	4th, East (10)	Lost Conference Quarterfinals (3-3)
2003-04	PHX	Marty McSorley	80	26	43	9	2	--	63	.394	179	234	7th, Atlantic	Did not qualify
2004-05	TB	Dirk Graham	80	24	47	--	6	3	57	.356	161	255	7th, Atlantic	Did not qualify
2005-06	TB	Dirk Graham	80	28	43	--	3	6	65	.406	220	312	6th, Atlantic	Did not qualify
2006-07	TB	Steve Stirling	80	28	49	--	1	2	59	.369	181	268	7th, Atlantic	Did not qualify
2007-08	EDM	Kelly Buchberger	80	35	35	--	5	5	80	.500	214	257	5th, Atlantic	Did not qualify
2008-09	EDM	Jeff Truitt, Rob Daum	80	24	44	--	8	4	60	.375	188	258	7th, Atlantic	Did not qualify
2009-10	EDM	Rob Daum	80	25	39	--	12	4	66	.413	207	296	8th, Atlantic	Did not qualify
2010-11	CBJ	Rob Riley	80	35	40	--	2	3	75	.469	233	253	6th, Atlantic	Did not qualify
2011-12	CBJ	Rob Riley	76	36	34	--	3	3	78	.513	217	231	4th, Northeast (11)	Did not qualify
2012-13	CBJ	Brad Larsen	76	45	22	--	5	4	99	.651	235	186	1st, Northeast (2)	Lost Conference Semifinals (3-5)
2013-14	CBJ	Brad Larsen	76	47	23	--	1	5	100	.658	247	212	1st, Northeast (2)	Lost Conference Quarterfinals (2-3)
2014-15	CBJ	Jared Bednar	76	38	28	--	8	2	86	.566	192	209	3rd, Northeast (9)	Did not qualify
2015-16	ARI	Ron Rolston	76	26	42	--	3	5	60	.395	194	265	8th, Atlantic	Did not qualify
TOTALS			1,740	742	785	88	79	46	1,697	.488	4,940	5,461		

### SPRINGFIELD THUNDERBIRDS

Season	Aff	Head Coach	GP	W	L	T	OTL	SOL	PTS	PCT	GF	GA	Finish	Playoff Result (W-L Record)
2016-17	FLA	Geordie Kinnear	76	32	33	--	9	2	75	.493	197	206	6th, Atlantic	Did not qualify
2017-18	FLA	Geordie Kinnear	76	32	37	--	5	2	71	.467	210	233	7th, Atlantic	Did not qualify
2018-19	FLA	Geordie Kinnear	76	33	29	--	9	5	80	.526	250	241	7th, Atlantic	Did not qualify
2019-20	FLA	Geordie Kinnear	61	31	27	--	3	0	65	.533	190	186	5th, Atlantic	Playoffs not held
2020-21	<i>Did not play</i>													
2021-22	STL	Drew Bannister	76	43	24	--	6	3	95	.625	233	221	2nd, Atlantic	Lost Calder Cup Finals (11-7)
TOTALS			365	171	150	--	32	12	386	.529	1,080	1,087		

### STOCKTON HEAT

Season	Aff	Head Coach	GP	W	L	T	OTL	SOL	PTS	PCT	GF	GA	Finish	Playoff Result (W-L Record)
2015-16	CGY	Ryan Huska	68	32	32	--	2	2	68	.500	194	224	6th, Pacific	Did not qualify
2016-17	CGY	Ryan Huska	68	34	25	--	7	2	77	.566	212	192	4th, Pacific	Lost Division Semifinals (2-3)
2017-18	CGY	Ryan Huska	68	34	28	--	2	4	74	.544	211	204	6th, Pacific	Did not qualify
2018-19	CGY	Cail MacLean	68	31	31	--	4	2	68	.500	235	252	6th, Pacific	Did not qualify
2019-20	CGY	Cail MacLean	55	30	17	--	4	4	68	.618	194	170	3rd, Pacific	Playoffs not held
2020-21	CGY	Cail MacLean	30	11	17	--	2	0	24	.400	79	95	5th, Canadian	Playoffs not held
2021-22	CGY	Mitch Love	68	45	16	--	5	2	97	.713	242	185	1st, Pacific	Lost Conference Finals (8-5)
TOTALS			425	217	166	--	26	16	476	.560	1,367	1,322		

### SYRACUSE STARS

Season	Aff	Head Coach	GP	W	L	T	OTL	SOL	PTS	PCT	GF	GA	Finish	Playoff Result (W-L Record)
1936-37		Eddie Powers	48	27	16	5	--	--	59	.615	173	129	1st, Western	Won Calder Cup (6-3)
1937-38		Eddie Powers	48	21	20	7	--	--	49	.510	142	122	3rd, Western	Lost Calder Cup Finals (5-3)
1938-39		Eddie Powers	54	26	19	9	--	--	61	.565	152	117	2nd, Western	Lost Quarterfinals (1-2)
1939-40		Jack Markle	56	20	27	9	--	--	49	.438	147	169	5th, Western	Did not qualify
TOTALS			206	94	82	30	--	--	218	.529	614	537		

### SYRACUSE WARRIORS

Season	Aff	Head Coach	GP	W	L	T	OTL	SOL	PTS	PCT	GF	GA	Finish	Playoff Result (W-L Record)
1951-52		Frank Beisler	68	25	42	1	--	--	51	.375	211	272	4th, Eastern	Did not qualify
1952-53		Frank Beisler	64	31	31	2	--	--	64	.500	213	201	3rd	Lost Semifinals (1-3)
1953-54		Frank Beisler	70	24	42	4	--	--	52	.371	215	317	6th	Did not qualify
TOTALS			202	80	115	7	--	--	167	.413	639	790		

### SYRACUSE EAGLES

Season	Aff	Head Coach	GP	W	L	T	OTL	SOL	PTS	PCT	GF	GA	Finish	Playoff Result (W-L Record)
1974-75	STL	Art Stratton, Cal Swenson, John Hanna	75	21	43	11	--	--	53	.353	254	332	4th, Southern	Did not qualify
TOTALS			75	21	43	11	--	--	53	.353	254	332		

### SYRACUSE FIREBIRDS

• Philadelphia Firebirds (1977-79)

• Syracuse Firebirds (1979-80)

Season	Aff	Head Coach	GP	W	L	T	OTL	SOL	PTS	PCT	GF	GA	Finish	Playoff Result (W-L Record)
1977-78	DET	Dan Belisle	81	35	35	11	--	--	81	.500	294	290	3rd, Southern	Lost Quarterfinals (1-3)
1978-79	DET/COL	Bep Guidolin	80	23	49	8	--	--	54	.338	230	347	5th, Southern	Did not qualify
1979-80	QUE/PIT	Michel Parizeau, Duane Rupp	80	31	42	7	--	--	69	.431	303	364	3rd, Southern	Lost Quarterfinals (0-4)
TOTALS			241	89	126	26	--	--	204	.423	827	1,001		



## ALL-TIME TEAM REGISTER

### SYRACUSE CRUNCH

Season	Aff	Head Coach	GP	W	L	T	OTL	SOL	PTS	PCT	GF	GA	Finish	Playoff Result (W-L Record)
1994-95	VAN	Jack McIlhargey	80	29	42	9	--	--	67	.419	288	325	5th, Southern	Did not qualify
1995-96	VAN	Jack McIlhargey	80	31	37	5	7	--	74	.463	257	307	5th, Central	Lost Conference Finals (8-8)
1996-97	VAN	Jack McIlhargey	80	32	38	10	0	--	74	.463	241	265	4th, Empire State	Lost Conference Quarterfinals (0-3)
1997-98	VAN/PIT	Jack McIlhargey	80	35	32	11	2	--	83	.519	272	285	3rd, Empire	Lost Conference Quarterfinals (2-3)
1998-99	VAN/PIT	Jack McIlhargey	80	18	50	9	3	--	48	.300	220	327	5th, Empire	Did not qualify
1999-2000	VAN	Stan Smyl	80	35	35	9	1	--	80	.500	290	294	2nd, Empire	Lost Conference Quarterfinals (1-3)
2000-01	CBJ	Gary Agnew	80	33	30	12	5	--	83	.519	235	254	3rd, Mid-Atlantic	Lost Conference Quarterfinals (2-3)
2001-02	CBJ	Gary Agnew	80	39	23	13	5	--	96	.600	228	193	1st, Central (1)	Lost Conference Semifinals (6-4)
2002-03	CBJ	Gary Agnew	80	27	41	8	4	--	66	.413	201	256	4th, Central (13)	Did not qualify
2003-04	CBJ	Gary Agnew	80	38	25	10	7	--	93	.581	239	235	2nd, North	Lost Division Semifinals (3-4)
2004-05	CBJ	Gary Agnew	80	36	33	--	7	4	83	.519	215	230	5th, North	Did not qualify
2005-06	CBJ	Gary Agnew	80	47	25	--	5	3	102	.638	272	251	2nd, North	Lost Division Semifinals (2-4)
2006-07	CBJ	Ross Yates	80	34	34	--	4	8	80	.500	250	248	5th, North	Did not qualify
2007-08	CBJ	Ross Yates	80	46	26	--	2	6	100	.625	247	201	2nd, North	Lost Division Finals (7-6)
2008-09	CBJ	Ross Yates	80	40	32	--	5	3	88	.550	214	226	5th, North	Did not qualify
2009-10	CBJ	Ross Yates	80	34	39	--	4	3	75	.469	227	272	6th, East	Did not qualify
2010-11	ANA	Mark Holick	80	35	38	--	3	4	77	.481	217	249	6th, East	Did not qualify
2011-12	ANA	Mark Holick, Trent Yawney	76	37	29	--	5	5	84	.553	238	234	4th, East (7)	Lost Conference Quarterfinals (1-3)
2012-13	TB	Jon Cooper, Rob Zettler	76	43	22	--	6	5	97	.638	247	201	1st, East (3)	Lost Calder Cup Finals (13-5)
2013-14	TB	Rob Zettler	76	31	32	--	4	9	75	.493	198	232	5th, East (12)	Did not qualify
2014-15	TB	Rob Zettler	76	41	25	--	10	0	92	.605	218	219	2nd, Northeast (5)	Lost Conference Quarterfinals (0-3)
2015-16	TB	Rob Zettler	76	32	29	--	11	4	79	.520	213	240	4th, North	Did not qualify
2016-17	TB	Benoit Groulx	76	38	24	--	7	7	90	.592	232	227	1st, North	Lost Calder Cup Finals (13-9)
2017-18	TB	Benoit Groulx	76	46	22	--	3	5	100	.658	234	189	2nd, North	Lost Division Finals (3-4)
2018-19	TB	Benoit Groulx	76	47	21	--	4	4	102	.671	264	187	1st, North	Lost Division Semifinals (1-3)
2019-20	TB	Benoit Groulx	62	30	23	--	4	5	69	.556	202	210	5th, North	Playoffs not held
2020-21	TB/FLA	Benoit Groulx	32	19	10	--	3	0	41	.641	120	93	3rd, North	Playoffs not held
2021-22	TB	Benoit Groulx	76	41	26	--	7	2	91	.599	242	229	2nd, North	Lost Division Semifinals (2-3)
TOTALS			2,138	994	843	96	128	77	2,289	.535	6,521	6,679		

### TEXAS STARS

Season	Aff	Head Coach	GP	W	L	T	OTL	SOL	PTS	PCT	GF	GA	Finish	Playoff Result (W-L Record)
2009-10	DAL	Glen Gulutzan	80	46	27	--	3	4	99	.619	238	198	2nd, West	Lost Calder Cup Finals (14-10)
2010-11	DAL	Glen Gulutzan	80	41	29	--	4	6	92	.575	213	210	4th, West	Lost Division Semifinals (2-4)
2011-12	DAL	Jeff Pyle	76	31	40	--	3	2	67	.441	224	251	5th, West (15)	Did not qualify
2012-13	DAL	Willie Desjardins	76	43	22	--	5	6	97	.638	235	201	1st, South (1)	Lost Conference Semifinals (4-5)
2013-14	DAL	Willie Desjardins	76	48	18	--	3	7	106	.697	274	197	1st, West (1)	Won Calder Cup (15-6)
2014-15	DAL	Derek Laxdal	76	40	22	--	13	1	94	.618	242	216	2nd, West (5)	Lost Conference Quarterfinals (0-3)
2015-16	DAL	Derek Laxdal	76	40	25	--	8	3	91	.599	277	246	3rd, Pacific	Lost Division Semifinals (1-3)
2016-17	DAL	Derek Laxdal	76	34	37	--	1	4	73	.480	224	265	7th, Pacific	Did not qualify
2017-18	DAL	Derek Laxdal	76	38	24	--	8	6	90	.592	223	231	2nd, Pacific	Lost Calder Cup Finals (14-8)
2018-19	DAL	Derek Laxdal	76	37	31	--	4	4	82	.539	238	231	6th, Central	Did not qualify
2019-20	DAL	Derek Laxdal, Neil Graham	62	27	28	--	3	4	61	.492	171	192	6th, Central	Playoffs not held
2020-21	DAL	Neil Graham	38	17	18	--	3	0	37	.487	117	124	5th, Central	Playoffs not held
2021-22	DAL	Neil Graham	72	32	28	--	6	6	76	.528	219	230	5th, Central	Lost Division First Round (0-2)
TOTALS			940	474	349	--	64	53	1,065	.566	2,895	2,792		

### TIDEWATER WINGS (SEE VIRGINIA RED WINGS)

### TORONTO MARLIES

Season	Aff	Head Coach	GP	W	L	T	OTL	SOL	PTS	PCT	GF	GA	Finish	Playoff Result (W-L Record)
2005-06	TOR	Paul Maurice	80	41	29	--	6	4	92	.575	270	263	4th, North	Lost Division Semifinals (1-4)
2006-07	TOR	Greg Gilbert	80	34	39	--	2	5	75	.469	220	270	6th, North	Did not qualify
2007-08	TOR	Greg Gilbert	80	50	21	--	3	6	109	.681	246	203	1st, North	Lost Conference Finals (9-10)
2008-09	TOR	Greg Gilbert	80	39	29	--	5	7	90	.563	240	229	4th, North	Lost Division Semifinals (2-4)
2009-10	TOR	Dallas Eakins	80	33	35	--	6	6	78	.488	193	261	5th, North	Did not qualify
2010-11	TOR	Dallas Eakins	80	37	32	--	1	10	85	.531	228	219	5th, North	Did not qualify
2011-12	TOR	Dallas Eakins	76	44	24	--	5	3	96	.632	217	175	1st, North (2)	Lost Calder Cup Finals (11-6)
2012-13	TOR	Dallas Eakins	76	43	23	--	3	7	96	.632	237	199	1st, North (2)	Lost Conference Semifinals (5-4)
2013-14	TOR	Steve Spott	76	45	25	--	2	4	96	.632	223	202	1st, North (3)	Lost Conference Finals (10-4)
2014-15	TOR	Gord Dineen	76	40	27	--	9	0	89	.586	207	203	2nd, North (7)	Lost Conference Quarterfinals (2-3)
2015-16	TOR	Sheldon Keefe	76	54	16	--	5	1	114	.750	294	191	1st, North	Lost Conference Finals (8-7)
2016-17	TOR	Sheldon Keefe	76	42	29	--	4	1	89	.586	245	207	2nd, North	Lost Division Finals (6-5)
2017-18	TOR	Sheldon Keefe	76	54	18	--	2	2	112	.737	254	170	1st, North	Won Calder Cup (15-5)
2018-19	TOR	Sheldon Keefe	76	39	24	--	9	4	91	.599	248	243	3rd, North	Lost Conference Finals (9-4)
2019-20	TOR	Sheldon Keefe, A.J. MacLean/Rob Davison, Greg Moore	61	29	27	--	3	2	63	.516	206	212	7th, North	Playoffs not held
2020-21	TOR	Greg Moore	35	16	17	--	0	2	34	.486	111	119	4th, Canadian	Playoffs not held
2021-22	TOR	Greg Moore	72	37	30	--	4	1	79	.549	243	244	6th, North	Did not qualify
TOTALS			1,256	677	445	--	69	65	1,488	.592	3,882	3,610		

### TORONTO ROADRUNNERS (SEE EDMONTON ROAD RUNNERS)



# ALL-TIME TEAM REGISTER

## TUCSON ROADRUNNERS

Season	Aff	Head Coach	GP	W	L	T	OTL	SOL	PTS	PCT	GF	GA	Finish	Playoff Result (W-L Record)
2016-17	ARI	Mark Lamb	68	29	31	--	8	0	66	.485	187	237	6th, Pacific	Did not qualify
2017-18	ARI	Mike Van Ryn	68	42	20	--	5	1	90	.662	214	173	1st, Pacific	Lost Division Finals (4-5)
2018-19	ARI	Jay Varady	68	34	26	--	5	3	76	.559	206	202	5th, Pacific	Did not qualify
2019-20	ARI	Jay Varady	58	36	19	--	1	2	75	.647	198	163	1st, Pacific	Playoffs not held
2020-21	ARI	Steve Potvin	36	13	20	--	3	0	29	.403	103	126	7th, Pacific	Lost Play-in Semifinal (0-1)
2021-22	ARI	Jay Varady	68	23	39	--	5	1	52	.382	182	268	8th, Pacific	Did not qualify
TOTALS			366	177	155	--	27	7	388	.530	1,090	1,169		

## UTAH GRIZZLIES

Season	Aff	Head Coach	GP	W	L	T	OTL	SOL	PTS	PCT	GF	GA	Finish	Playoff Result (W-L Record)
2001-02	DAL/FLA	Don Hay	80	40	29	6	5	--	91	.569	240	225	3rd, West (5)	Lost Conference Quarterfinals (2-3)
2002-03	DAL	Don Hay	80	37	34	4	5	--	83	.519	227	243	5th, West (9)	Lost Qualifier (0-2)
2003-04	DAL	Don Hay	80	27	42	6	5	--	65	.406	162	230	7th, West	Did not qualify
2004-05	PHX	Pat Conacher	80	23	50	--	2	5	53	.331	156	265	7th, West	Did not qualify
TOTALS			320	127	155	16	17	5	292	.456	785	963		

## UTICA DEVILS

Season	Aff	Head Coach	GP	W	L	T	OTL	SOL	PTS	PCT	GF	GA	Finish	Playoff Result (W-L Record)
1987-88	NJ	Tom McVie	80	34	33	11	2	--	81	.506	318	307	5th, Southern	Did not qualify
1988-89	NJ	Tom McVie	80	37	34	9	--	--	83	.519	309	295	3rd, Southern	Lost Quarterfinals (1-4)
1989-90	NJ	Tom McVie	80	44	32	4	--	--	92	.575	354	315	4th, Southern	Lost Quarterfinals (1-4)
1990-91	NJ	Tom McVie, Tim Burke	80	36	42	2	--	--	74	.463	325	346	6th, Southern	Did not qualify
1991-92	NJ	Herb Brooks	80	34	40	6	--	--	74	.463	268	313	4th, Southern	Lost Division Semifinals (0-4)
1992-93	NJ	Robbie Ftorek	80	33	36	11	--	--	77	.481	325	354	3rd, Southern	Lost Division Semifinals (1-4)
TOTALS			480	218	217	43	2	--	481	.501	1,899	1,930		

## UTICA COMETS

Season	Aff	Head Coach	GP	W	L	T	OTL	SOL	PTS	PCT	GF	GA	Finish	Playoff Result (W-L Record)
2013-14	VAN	Travis Green	76	35	32	--	5	4	79	.520	187	216	3rd, North (10)	Did not qualify
2014-15	VAN	Travis Green	76	47	20	--	7	2	103	.678	219	182	1st, North (1)	Lost Calder Cup Finals (12-11)
2015-16	VAN	Travis Green	76	38	26	--	8	4	88	.579	224	217	3rd, North	Lost Division Semifinals (1-3)
2016-17	VAN	Travis Green	76	35	32	--	7	2	79	.520	195	220	5th, North	Did not qualify
2017-18	VAN	Trent Cull	76	38	26	--	8	4	88	.579	211	216	4th, North	Lost Division Semifinals (2-3)
2018-19	VAN	Trent Cull	76	34	34	--	6	2	76	.500	224	257	6th, North	Did not qualify
2019-20	VAN	Trent Cull	61	34	22	--	3	2	73	.598	210	186	3rd, North	Playoffs not held
2020-21	VAN/STL	Trent Cull	28	16	11	--	0	1	33	.589	89	88	4th, North	Playoffs not held
2021-22	NJ	Kevin Dineen	72	43	20	--	8	1	95	.660	246	206	1st, North	Lost Division Semifinals (2-3)
TOTALS			617	320	223	--	52	22	714	.579	1,805	1,788		

## VIRGINIA RED WINGS

• Tidewater Wings (1971-72)

• Virginia Red Wings (1972-75)

Season	Aff	Head Coach	GP	W	L	T	OTL	SOL	PTS	PCT	GF	GA	Finish	Playoff Result (W-L Record)
1971-72	DET	John Wilson, Larry Jeffrey, Doug Barkley	76	22	45	9	--	--	53	.349	197	275	6th, Western	Did not qualify
1972-73	DET	Doug Barkley	76	38	22	16	--	--	92	.605	258	221	3rd, Western	Lost Semifinals (6-7)
1973-74	DET	Bob Lemieux	76	22	44	10	--	--	54	.355	216	307	6th, Southern	Did not qualify
1974-75	DET	Doug Barkley	75	31	31	13	--	--	75	.500	254	250	1st, Southern	Lost Quarterfinals (1-4)
TOTALS			303	113	142	48	--	--	274	.452	925	1,053		

## WASHINGTON LIONS

Season	Aff	Head Coach	GP	W	L	T	OTL	SOL	PTS	PCT	GF	GA	Finish	Playoff Result (W-L Record)
1941-42		Ivan "Ching" Johnson, Allan Shields	56	20	30	6	--	--	46	.411	160	172	3rd, Eastern	Lost Quarterfinals (0-2)
1942-43		Georges Mantha	56	14	34	8	--	--	36	.321	184	272	7th	Did not qualify
1943-47		Did not play												
1947-48		Jack Riley	68	17	45	6	--	--	40	.294	241	369	6th, Eastern	Did not qualify
1948-49		Frank Beisler	68	11	53	4	--	--	26	.191	179	401	6th, Eastern	Did not qualify
TOTALS			248	62	162	24	--	--	148	.298	764	1,214		





## ALL-TIME TEAM REGISTER

### WILKES-BARRE/SCRANTON PENGUINS

Season	Aff	Head Coach	GP	W	L	T	OTL	SOL	PTS	PCT	GF	GA	Finish	Playoff Result (W-L Record)
1999-2000	PIT	Glenn Patrick	80	23	43	9	5	--	60	.375	236	306	5th, Empire	Did not qualify
2000-01	PIT	Glenn Patrick	80	36	33	9	2	--	83	.519	252	248	2nd, Mid-Atlantic	Lost Calder Cup Finals (13-8)
2001-02	PIT	Glenn Patrick	80	20	44	13	3	--	56	.350	201	274	4th, South (13)	Did not qualify
2002-03	PIT	Glenn Patrick	80	36	32	7	5	--	84	.525	245	248	3rd, South (8)	Lost Conference Quarterfinals (3-3)
2003-04	PIT	Michel Therrien	80	34	28	10	8	--	86	.538	197	197	3rd, East	Lost Calder Cup Finals (12-12)
2004-05	PIT	Michel Therrien	80	39	37	--	7	7	92	.575	227	219	3rd, East	Lost Division Finals (5-6)
2005-06	PIT	Michel Therrien, Rick Kehoe, Joe Mullen	80	51	18	--	5	6	113	.706	249	178	1st, East	Lost Division Finals (4-7)
2006-07	PIT	Todd Richards	80	51	23	--	2	4	108	.675	276	221	2nd, East	Lost Division Finals (5-6)
2007-08	PIT	Todd Richards	80	47	26	--	3	4	101	.631	223	187	1st, East	Lost Calder Cup Finals (14-9)
2008-09	PIT	Dan Bylsma, Todd Reirden	80	49	25	--	3	3	104	.650	274	212	3rd, East	Lost Division Finals (7-5)
2009-10	PIT	Todd Reirden	80	41	34	--	2	3	87	.544	239	229	3rd, East	Lost Division Semifinals (0-4)
2010-11	PIT	John Hynes	80	58	21	--	0	1	117	.731	261	183	1st, East	Lost Division Finals (6-6)
2011-12	PIT	John Hynes	76	44	25	--	2	5	95	.625	235	215	2nd, East (4)	Lost Conference Semifinals (6-6)
2012-13	PIT	John Hynes	76	42	30	--	2	2	88	.579	185	178	3rd, East (5)	Lost Conference Finals (8-7)
2013-14	PIT	John Hynes	76	42	26	--	3	5	92	.605	206	185	2nd, East (6)	Lost Conference Finals (9-8)
2014-15	PIT	John Hynes	76	45	24	--	3	4	97	.638	212	163	2nd, East (4)	Lost Conference Semifinals (4-4)
2015-16	PIT	Mike Sullivan, Jay Leach, Clark Donatelli	76	43	27	--	4	2	92	.605	230	203	3rd, Atlantic	Lost Division Finals (6-4)
2016-17	PIT	Clark Donatelli	76	51	20	--	3	2	107	.704	247	170	1st, Atlantic	Lost Division Semifinals (2-3)
2017-18	PIT	Clark Donatelli	76	45	22	--	6	3	99	.651	252	223	2nd, Atlantic	Lost Division Semifinals (0-3)
2018-19	PIT	Clark Donatelli	76	36	30	--	7	3	82	.539	232	228	6th, Atlantic	Did not qualify
2019-20	PIT	Mike Vellucci	63	29	26	--	3	5	66	.524	164	193	6th, Atlantic	Playoffs not held
2020-21	PIT	J.D. Forrest	32	13	13	--	4	2	32	.500	92	107	5th, North	Playoffs not held
2021-22	PIT	J.D. Forrest	76	35	33	--	4	4	78	.513	209	225	4th, Atlantic	Lost Division Semifinals (2-4)
TOTALS			1,739	910	630	--	86	65	2,019	.581	5,144	4,792		

### WORCESTER ICECATS

Season	Aff	Head Coach	GP	W	L	T	OTL	SOL	PTS	PCT	GF	GA	Finish	Playoff Result (W-L Record)
1994-95	--	Jim Roberts	80	24	45	11	--	--	59	.369	234	300	6th, Northern	Did not qualify
1995-96	STL/OTT	Jim Roberts	80	36	28	12	4	--	88	.550	242	244	2nd, Northern	Lost Division Semifinals (1-3)
1996-97	STL/OTT	Greg Gilbert	80	43	23	9	5	--	100	.625	256	234	1st, New England	Lost Division Semifinals (2-3)
1997-98	STL/OTT	Greg Gilbert	80	34	31	9	6	--	83	.519	267	268	4th, New England	Lost Division Finals (6-5)
1998-99	STL	Greg Gilbert	80	34	36	8	2	--	78	.488	237	260	4th, New England	Lost Division Semifinals (1-3)
1999-2000	STL	Greg Gilbert	80	34	31	11	4	--	83	.519	249	250	3rd, New England	Lost Division Finals (4-5)
2000-01	STL	Don Granato	80	48	20	9	3	--	108	.675	264	205	1st, New England	Lost Division Finals (6-5)
2001-02	STL	Don Granato	80	39	33	7	1	--	86	.538	245	218	3rd, North (8)	Lost Qualifier (1-2)
2002-03	STL	Don Granato	80	35	27	15	3	--	88	.550	235	220	3rd, North (6)	Lost Conference Quarterfinals (0-3)
2003-04	STL	Don Granato	80	37	27	13	3	--	90	.563	207	186	3rd, Atlantic	Lost Division Finals (4-6)
2004-05	STL	Don Granato, Steve Pleau	80	39	34	--	4	3	85	.531	212	223	5th, Atlantic	Did not qualify
TOTALS			880	403	335	104	35	3	948	.539	2,648	2,608		

### WORCESTER SHARKS

Season	Aff	Head Coach	GP	W	L	T	OTL	SOL	PTS	PCT	GF	GA	Finish	Playoff Result (W-L Record)
2006-07	SJ	Roy Sommer	80	41	28	--	3	8	93	.581	247	244	4th, Atlantic	Lost Division Semifinals (2-4)
2007-08	SJ	Roy Sommer	80	32	37	--	5	6	75	.469	216	258	6th, Atlantic	Did not qualify
2008-09	SJ	Roy Sommer	80	42	35	--	1	2	87	.544	223	223	4th, Atlantic	Lost Division Finals (6-6)
2009-10	SJ	Roy Sommer	80	49	25	--	3	3	104	.650	275	239	1st, Atlantic	Lost Division Finals (6-5)
2010-11	SJ	Roy Sommer	80	36	31	--	4	9	85	.531	210	245	4th, Atlantic	Did not qualify
2011-12	SJ	Roy Sommer	76	31	33	--	4	8	74	.487	199	218	5th, Atlantic (13)	Did not qualify
2012-13	SJ	Roy Sommer	76	31	34	--	4	7	73	.480	191	228	4th, Atlantic (13)	Did not qualify
2013-14	SJ	Roy Sommer	76	36	34	--	4	2	78	.513	189	226	4th, Atlantic (11)	Did not qualify
2014-15	SJ	Roy Sommer	76	41	29	--	4	2	88	.579	224	198	3rd, Atlantic (7)	Lost Conference Quarterfinals (1-3)
TOTALS			704	339	286	--	32	47	757	.538	1,974	2,079		



## AMERICAN HOCKEY LEAGUE FINAL OFFICIAL STATISTICS – 2021-22

## DIVISION STANDINGS

## EASTERN CONFERENCE

ATLANTIC	GP	W	L	OTL	SOL	PTS	PCT	GF	GA	PIM	RW	ROW	HOME	ROAD	LAST TEN	STREAK
y-Charlotte	72	42	24	5	1	90	.625	234	197	862	36	38	22-9-5-0	20-15-0-1	7-1-1-1	2-0-0-1
x-Springfield	76	43	24	6	3	95	.625	233	221	864	31	39	26-10-2-0	17-14-4-3	6-2-1-1	4-0-0-0
x-Providence	72	36	25	5	6	83	.576	199	192	898	27	32	20-14-2-0	16-11-3-6	4-5-1-0	0-5-1-0
x-Wilkes-Barre/Scranton	76	35	33	4	4	78	.513	209	225	862	26	34	22-12-3-1	13-21-1-3	4-6-0-0	0-4-0-0
x-Hershey	76	34	32	6	4	78	.513	202	209	911	23	33	21-12-2-3	13-20-4-1	3-6-1-0	0-2-0-0
x-Bridgeport	72	31	30	7	4	73	.507	213	226	816	24	29	18-14-2-2	13-16-5-2	4-5-1-0	0-1-0-0
Hartford	72	32	32	6	2	72	.500	205	225	749	23	26	20-13-2-1	12-19-4-1	3-6-1-0	2-0-0-0
Lehigh Valley	76	29	32	10	5	73	.480	195	239	805	25	27	16-13-6-3	13-19-4-2	3-3-3-1	1-0-0-0

NORTH	GP	W	L	OTL	SOL	PTS	PCT	GF	GA	PIM	RW	ROW	HOME	ROAD	LAST TEN	STREAK
y-Utica	72	43	20	8	1	95	.660	246	206	812	35	41	23-8-4-1	20-12-4-0	4-4-2-0	1-0-0-0
x-Syracuse	76	41	26	7	2	91	.599	242	229	880	32	40	24-11-1-2	17-15-6-0	8-2-0-0	0-1-0-0
x-Laval	72	39	26	5	2	85	.590	246	231	871	31	37	24-8-3-1	15-18-2-1	5-3-2-0	2-0-1-0
x-Belleville	72	40	28	4	0	84	.583	219	218	902	30	35	19-15-2-0	21-13-2-0	7-3-0-0	2-0-0-0
x-Rochester	76	37	29	7	3	84	.553	254	270	942	27	34	20-13-3-2	17-16-4-1	5-3-2-0	1-0-0-0
Toronto	72	37	30	4	1	79	.549	243	244	924	25	34	18-15-2-1	19-15-2-0	4-5-1-0	0-1-1-0
Cleveland	76	28	35	8	5	69	.454	207	262	1002	18	26	13-20-4-1	15-15-4-4	4-6-0-0	0-1-0-0

## WESTERN CONFERENCE

CENTRAL	GP	W	L	OTL	SOL	PTS	PCT	GF	GA	PIM	RW	ROW	HOME	ROAD	LAST TEN	STREAK
y-Chicago	76	50	16	5	5	110	.724	261	194	891	43	49	25-7-3-3	25-9-2-2	7-3-0-0	3-0-0-0
x-Manitoba	72	41	24	5	2	89	.618	228	204	847	30	35	25-9-0-2	16-15-5-0	5-4-1-0	2-0-0-0
x-Milwaukee	76	39	28	5	4	87	.572	229	228	1023	29	36	20-13-4-1	19-15-1-3	6-3-1-0	1-0-0-0
x-Rockford	72	37	30	4	1	79	.549	223	221	939	28	30	18-16-2-0	19-14-2-1	5-5-0-0	0-2-0-0
x-Texas	72	32	28	6	6	76	.528	219	230	897	26	30	15-15-3-3	17-13-3-3	5-4-0-1	4-0-0-0
Iowa	72	32	31	4	5	73	.507	202	209	1085	23	30	17-14-2-3	15-17-2-2	5-4-0-1	0-1-0-0
Grand Rapids	76	33	35	6	2	74	.487	209	240	828	23	31	17-16-4-1	16-19-2-1	5-5-0-0	1-0-0-0

PACIFIC	GP	W	L	OTL	SOL	PTS	PCT	GF	GA	PIM	RW	ROW	HOME	ROAD	LAST TEN	STREAK
y-Stockton	68	45	16	5	2	97	.713	242	185	910	33	39	24-5-5-0	21-11-0-2	4-4-1-1	0-1-0-0
x-Ontario	68	41	18	5	4	91	.669	259	219	892	32	39	23-5-4-2	18-13-1-2	5-3-1-1	0-3-0-0
x-Colorado	68	39	22	4	3	85	.625	244	207	815	31	34	21-12-1-0	18-10-3-3	7-3-0-0	2-0-0-0
x-Bakersfield	68	37	21	5	5	84	.618	225	192	843	32	37	21-9-2-2	16-12-3-3	7-3-0-0	1-0-0-0
x-Abbotsford	68	39	23	5	1	84	.618	230	200	941	30	37	20-9-4-1	19-14-1-0	8-2-0-0	0-2-0-0
x-Henderson	68	35	28	4	1	75	.551	209	203	966	26	31	20-12-2-0	15-16-2-1	8-1-1-0	8-0-1-0
x-San Diego	68	28	33	4	3	63	.463	197	223	1015	27	27	17-14-3-0	11-19-1-3	1-6-1-2	0-2-0-1
Tucson	68	23	39	5	1	52	.382	182	268	1033	17	20	14-17-2-1	9-22-3-0	3-7-0-0	2-0-0-0
San Jose	68	20	42	4	2	46	.338	202	291	973	17	18	9-22-2-1	11-20-2-1	0-8-2-0	0-13-2-0

Teams ranked in order of points percentage. Teams receive two points for each regulation or overtime victory, one point for each game tied at the end of regulation.



## 2021-22 TEAM & INDIVIDUAL STATISTICS

### CONFERENCE STANDINGS

#### EASTERN CONFERENCE

	GP	W	L	OTL	SOL	PTS	PCT	GF	GA	PIM	RW	ROW	HOME	ROAD	LAST TEN	STREAK
y-Utica	72	43	20	8	1	95	.660	246	206	812	35	41	23-8-4-1	20-12-4-0	4-4-2-0	1-0-0-0
y-Charlotte	72	42	24	5	1	90	.625	234	197	862	36	38	22-9-5-0	20-15-0-1	7-1-1-1	2-0-0-1
x-Springfield	76	43	24	6	3	95	.625	233	221	864	31	39	26-10-2-0	17-14-4-3	6-2-1-1	4-0-0-0
x-Syracuse	76	41	26	7	2	91	.599	242	229	880	32	40	24-11-1-2	17-15-6-0	8-2-0-0	0-1-0-0
x-Laval	72	39	26	5	2	85	.590	246	231	871	31	37	24-8-3-1	15-18-2-1	5-3-2-0	2-0-1-0
x-Belleville	72	40	28	4	0	84	.583	219	218	902	30	35	19-15-2-0	21-13-2-0	7-3-0-0	2-0-0-0
x-Providence	72	36	25	5	6	83	.576	199	192	898	27	32	20-14-2-0	16-11-3-6	4-5-1-0	0-5-1-0
x-Rochester	76	37	29	7	3	84	.553	254	270	942	27	34	20-13-3-2	17-16-4-1	5-3-2-0	1-0-0-0
Toronto	72	37	30	4	1	79	.549	243	244	924	25	34	18-15-2-1	19-15-2-0	4-5-1-0	0-1-1-0
x-Wilkes-Barre/Scranton	76	35	33	4	4	78	.513	209	225	862	26	34	22-12-3-1	13-21-1-3	4-6-0-0	0-4-0-0
y-Hershey	76	34	32	6	4	78	.513	202	209	911	23	33	21-12-2-3	13-20-4-1	3-6-1-0	0-2-0-0
x-Bridgeport	72	31	30	7	4	73	.507	213	226	816	24	29	18-14-2-2	13-16-5-2	4-5-1-0	0-1-0-0
Hartford	72	32	32	6	2	72	.500	205	225	749	23	26	20-13-2-1	12-19-4-1	3-6-1-0	2-0-0-0
Lehigh Valley	76	29	32	10	5	73	.480	195	239	805	25	27	16-13-6-3	13-19-4-2	3-3-3-1	1-0-0-0
Cleveland	76	28	35	8	5	69	.454	207	262	1002	18	26	13-20-4-1	15-15-4-4	4-6-0-0	0-1-0-0

#### WESTERN CONFERENCE

	GP	W	L	OTL	SOL	PTS	PCT	GF	GA	PIM	RW	ROW	HOME	ROAD	LAST TEN	STREAK
y-Chicago	76	50	16	5	5	110	.724	261	194	891	43	49	25-7-3-3	25-9-2-2	7-3-0-0	3-0-0-0
y-Stockton	68	45	16	5	2	97	.713	242	185	910	33	39	24-5-5-0	21-11-0-2	4-4-1-1	0-1-0-0
x-Ontario	68	41	18	5	4	91	.669	259	219	892	32	39	23-5-4-2	18-13-1-2	5-3-1-1	0-3-0-0
x-Colorado	68	39	22	4	3	85	.625	244	207	815	31	34	21-12-1-0	18-10-3-3	7-3-0-0	2-0-0-0
x-Manitoba	72	41	24	5	2	89	.618	228	204	847	30	35	25-9-0-2	16-15-5-0	5-4-1-0	2-0-0-0
x-Bakersfield	68	37	21	5	5	84	.618	225	192	843	32	37	21-9-2-2	16-12-3-3	7-3-0-0	1-0-0-0
x-Abbotsford	68	39	23	5	1	84	.618	230	200	941	30	37	20-9-4-1	19-14-1-0	8-2-0-0	0-2-0-0
x-Milwaukee	76	39	28	5	4	87	.572	229	228	1023	29	36	20-13-4-1	19-15-1-3	6-3-1-0	1-0-0-0
x-Henderson	68	35	28	4	1	75	.551	209	203	966	26	31	20-12-2-0	15-16-2-1	8-1-1-0	8-0-1-0
x-Rockford	72	37	30	4	1	79	.549	223	221	939	28	30	18-16-2-0	19-14-2-1	5-5-0-0	0-2-0-0
x-Texas	72	32	28	6	6	76	.528	219	230	897	26	30	15-15-3-3	17-13-3-3	5-4-0-1	4-0-0-0
Iowa	72	32	31	4	5	73	.507	202	209	1085	23	30	17-14-2-3	15-17-2-2	5-4-0-1	0-1-0-0
Grand Rapids	76	33	35	6	2	74	.487	209	240	828	23	31	17-16-4-1	16-19-2-1	5-5-0-0	1-0-0-0
x-San Diego	68	28	33	4	3	63	.463	197	223	1015	27	27	17-14-3-0	11-19-1-3	1-6-1-2	0-2-0-1
Tucson	68	23	39	5	1	52	.382	182	268	1033	17	20	14-17-2-1	9-22-3-0	3-7-0-0	2-0-0-0
San Jose	68	20	42	4	2	46	.338	202	291	973	17	18	9-22-2-1	11-20-2-1	0-8-2-0	0-13-2-0

### ATTENDANCE

TEAM	TOTAL	*GAMES	AVERAGE
Hershey	301,528	38	7,934
Cleveland	272,840	38	7,180
Grand Rapids	267,095	38	7,028
San Diego	237,729	34	6,992
Providence	246,145	36	6,837
Charlotte	230,341	36	6,398
Chicago	233,781	38	6,152
Lehigh Valley	229,000	38	6,026
Ontario	204,315	34	6,009
Laval	183,369	33	5,556
Iowa	195,669	36	5,435
Springfield	204,254	38	5,375
Texas	182,954	36	5,082
Colorado	168,999	34	4,970
Milwaukee	181,867	38	4,785
Syracuse	164,670	38	4,333
Wilkes-Barre/Scranton	164,654	38	4,333
Abbotsford	145,926	34	4,291
Henderson	144,346	34	4,245
Rochester	154,862	38	4,075
Utica	141,048	36	3,918
Bakersfield	121,811	34	3,582
Tucson	121,174	34	3,563
Hartford	124,104	36	3,447
Rockford	106,634	36	2,962
Manitoba	100,602	34	2,958
Toronto	74,384	28	2,656
Bridgeport	92,787	36	2,577
Belleville	58,548	32	1,829
San Jose	60,809	34	1,788
Stockton	58,249	34	1,713
<b>League</b>	<b>5,174,494</b>	<b>1,101</b>	<b>4,699</b>

\*NOTE: Arena capacities limited due to COVID-19 pandemic. Attendance figures include only games which were open to the public.



## 2021-22 TEAM & INDIVIDUAL STATISTICS

### LEADING SCORERS

	TEAM	GP	G	A	PTS
Andrew Poturalski	CHI	71	28	73	101
T.J. Tynan	ONT	62	14	84	98
Stefan Noesen	CHI	70	48	37	85
Seth Griffith	BAK	64	30	50	80
Kiefer Sherwood	COL	57	36	39	75
Martin Frk	ONT	58	40	33	73
Dylan Sikura	COL	60	33	40	73
Sheldon Rempal	ABB	55	33	36	69
Matthew Phillips	STK	65	31	37	68
* JJ Peterka	ROC	70	28	40	68
Jordan Gross	COL	61	10	55	65
* Jonatan Berggren	GR	70	21	43	64
Sam Anas	SPR	75	20	44	64
Alex Barré-Boulet	SYR	58	16	47	63
Sheldon Dries	ABB	54	35	27	62
Gabriel Dumont	SYR	75	30	32	62
* Jakob Pelletier	STK	66	27	35	62
Cody Glass	MIL	66	14	48	62
Chris Terry	BRI	61	30	31	61
* Jack Quinn	ROC	45	26	35	61

GOALS	TEAM	GP	G
Stefan Noesen	CHI	70	48
Martin Frk	ONT	58	40
Kiefer Sherwood	COL	57	36
Sheldon Dries	ABB	54	35
several tied at			33

ASSISTS	TEAM	GP	A
T.J. Tynan	ONT	62	84
Andrew Poturalski	CHI	71	73
Jordan Gross	COL	61	55
Seth Griffith	BAK	64	50
Cody Glass	MIL	66	48

PENALTY MINUTES	TEAM	GP	PIM
Bokondji Imama	TUC	54	178
Cody McLeod	IA	59	141
Dominik Shine	GR	71	141
* Montana Onyebuchi	SJ	46	137
Hunter Drew	SD	64	134

MINOR PENALTIES	TEAM	MIN
Brett Seney	TOR	38
Tyler Tucker	SPR	37
Ben Jones	HSK	37
several tied at		35

MAJOR PENALTIES	TEAM	MAJ
Bokondji Imama	TUC	12
Richard Clune	TOR	12
Cody McLeod	IA	11
* Montana Onyebuchi	SJ	11
several tied at		10

POWER-PLAY GOALS	TEAM	PPG
Sheldon Dries	ABB	18
Riley Barber	GR	15
Martin Frk	ONT	15
Sheldon Rempal	ABB	14
several tied at		13

SHORTHANDED GOALS	TEAM	SHG
John Stevens	ABB	6
Joey Anderson	TOR	5
Josh Melnick	TEX	5
several tied at		4

POWER-PLAY ASSISTS	TEAM	PPA
T.J. Tynan	ONT	46
Andrew Poturalski	CHI	29
Jordan Gross	COL	26
Joseph Duszak	TOR	25
* Jordan Spence	ONT	24

SHORTHANDED ASSISTS	TEAM	SHA
Cale Fleury	CLT	4
several tied at		3

POWER-PLAY POINTS	TEAM	PPP
T.J. Tynan	ONT	49
Andrew Poturalski	CHI	41
Seth Griffith	BAK	33
Dylan Sikura	COL	32
several tied at		29

SHORTHANDED POINTS	TEAM	SHP
John Stevens	ABB	7
A.J. Greer	UTI	6
Stefan Noesen	CHI	6
several tied at		5

SHOTS	TEAM	SHOTS
Stefan Noesen	CHI	254
Anthony Greco	HFD	248
Kiefer Sherwood	COL	240
Sam Anas	SPR	230
* JJ Peterka	ROC	223

SHOOTING PERCENTAGE	TEAM	G	SHOTS	PCT
* Scott Reedy	SJ	18	64	28.1
Sean Malone	ROC	20	74	27.0
Seth Griffith	BAK	30	122	24.6
Sheldon Dries	ABB	35	143	24.5
* Eduards Tralmaks	PRO	14	58	24.1

GAME-WINNING GOALS	TEAM	GWG
Stefan Noesen	CHI	13
Adam Cracknell	BAK	8
Jeff Malott	MB	8
* Jakob Pelletier	STK	8
Jean-Sébastien Dea	LAV	8

PLUS-MINUS	TEAM	+/-
Vincent Desharnais	BAK	+36
Stefan Noesen	CHI	+35
Rafaël Harvey-Pinard	LAV	+29
* Tory Dello	LAV	+28
Spencer Smallman	CHI	+27

SHOOTOUT GOALS	TEAM	G	ATT
Justin Kirkland	STK	7	8
Jake Lucchini	BEL	4	5
Tim Gettinger	HFD	4	6
* Michal Teplý	RFD	4	6
Anthony Louis	TEX	4	7

SHOOTOUT PERCENTAGE	TEAM	G	ATT	PCT
Joey Anderson	TOR	3	3	100.0
Cole Schneider	MIL	3	3	100.0
several tied at		2	2	100.0
<i>(minimum 2 attempts)</i>				

\* indicates rookie



## 2021-22 TEAM & INDIVIDUAL STATISTICS

### LEADING GOALTENDERS (BASED ON 1440 OR MORE MINUTES)

	TEAM	GP	MIN	W	L	OT	EN	SO	GA	GAA	----- SHOOTOUTS -----								
											GP	W	L	GA	ATT	SV%	SA	SVS	SV%
Troy Grosenick	PRO	30	1650:38	16	6	4	3	3	55	2.00	4	2	2	4	16	.750	821	766	.933
Alex Lyon	CHI	30	1665:16	18	7	3	4	3	60	2.16	2	1	1	1	7	.857	678	618	.912
Charlie Lindgren	SPR	34	1979:19	24	7	1	7	3	73	2.21	3	3	0	1	10	.900	972	899	.925
Stuart Skinner	BAK	35	2088:10	22	7	5	5	5	77	2.21	2	0	2	4	9	.556	963	886	.920
Joey Daccord	CLT	34	1917:49	19	11	2	4	0	73	2.28	3	3	0	3	18	.833	970	897	.925
Max Lagace	SYR	36	1976:51	23	9	2	9	4	76	2.31	1	0	1	2	2	.000	842	766	.910
Kevin Poulin	LAV	30	1746:51	18	8	3	9	2	68	2.34	2	2	0	3	14	.786	850	782	.920
* Dustin Wolf	STK	47	2809:37	33	9	4	2	0	110	2.35	4	3	1	4	11	.636	1451	1341	.924
Phoenix Copley	HER	35	2114:09	18	12	5	7	2	84	2.38	3	1	2	3	8	.625	966	882	.913
Mikhail Berdin	MB	32	1878:09	19	10	2	3	4	75	2.40	2	1	1	7	15	.533	765	690	.902
Spencer Martin	ABB	25	1506:15	19	4	2	4	3	61	2.43	0	0	0	0	0	---	712	651	.914
Zane McIntyre	IA	40	2351:24	21	15	3	6	2	97	2.48	3	1	2	4	11	.636	1198	1101	.919
Calvin Pickard	GR	43	2534:30	21	16	5	6	1	109	2.58	2	1	1	3	6	.500	1330	1221	.918
* Akira Schmid	UTI	38	2166:40	22	8	5	2	2	94	2.60	1	1	0	0	4	1.000	1061	967	.911
* Lukas Dostal	SD	40	2189:11	18	14	4	7	2	95	2.60	2	0	2	4	9	.556	1133	1038	.916
Zach Fucale	HER	31	1852:08	11	15	5	6	3	81	2.62	2	0	2	3	11	.727	780	699	.896
Connor Ingram	MIL	54	3195:15	30	17	7	4	5	144	2.70	5	3	2	5	16	.688	1685	1541	.915
Cory Schneider	BRI	30	1725:04	14	11	4	2	1	78	2.71	2	0	2	3	13	.769	982	904	.921
Kyle Keyser	PRO	33	1853:43	11	14	7	7	1	85	2.75	5	1	4	8	21	.619	921	836	.908
* Arvid Soderblom	RFD	38	2280:59	21	15	2	6	2	105	2.76	4	4	0	2	16	.875	1292	1187	.919

WINS	TEAM	WINS	LOSSES	TEAM	LOSSES
* Dustin Wolf	STK	33	Ivan Prosvetov	TUC	22
Connor Ingram	MIL	30	Felix Sandstrom	LHV	18
Matthew Villalta	ONT	28	Connor Ingram	MIL	17
Charlie Lindgren	SPR	24	Calvin Pickard	GR	16
* Justus Annunen	COL	24	* Victor Brattstrom	GR	16

MINUTES	TEAM	MIN	SHUTOUTS	TEAM	SHUTOUTS
Connor Ingram	MIL	3195:15	Stuart Skinner	BAK	5
* Dustin Wolf	STK	2809:37	Connor Ingram	MIL	5
* Justus Annunen	COL	2693:15	Mikhail Berdin	MB	4
Matthew Villalta	ONT	2660:32	Max Lagace	SYR	4
Calvin Pickard	GR	2534:30	several tied at		3

SAVES	TEAM	SAVES	SAVE PERCENTAGE	TEAM	GA	SAVES	PCT
Connor Ingram	MIL	1541	Troy Grosenick	PRO	55	766	.933
* Dustin Wolf	STK	1341	Charlie Lindgren	SPR	73	899	.925
Matthew Villalta	ONT	1231	Joey Daccord	CLT	73	897	.925
Calvin Pickard	GR	1221	* Dustin Wolf	STK	110	1341	.924
* Arvid Soderblom	RFD	1187	Cory Schneider	BRI	78	904	.921

SHOOTOUT WINS	TEAM	SOW	SHOOTOUT LOSSES	TEAM	SOL
Keith Kinkaid	HFD	6	Kyle Keyser	PRO	4
* Arvid Soderblom	RFD	4	* Adam Scheel	TEX	4
* Mads Sogaard	BEL	4	several tied at		3
* Arvid Holm	MB	4			
* Justus Annunen	COL	4			

SHOOTOUT PERCENTAGE	TEAM	SAVES	ATT	PCT
* Alexei Melnichuk	SJ	8	8	1.000
* Arturs Silovs	ABB	7	7	1.000
Charlie Lindgren	SPR	9	10	.900
* Jiri Patera	HSK	9	10	.900
* Arvid Soderblom	RFD	14	16	.875

(minimum 3 attempts)



## 2021-22 TEAM & INDIVIDUAL STATISTICS

### LEADING SCORERS – ROOKIES

	TEAM	GP	G	A	PTS
* JJ Peterka	ROC	70	28	40	68
* Jonatan Berggren	GR	70	21	43	64
* Jakob Pelletier	STK	66	27	35	62
* Jack Quinn	ROC	45	26	35	61
* Lukas Reichel	RFD	56	21	36	57
* Matias Maccelli	TUC	47	14	43	57
* Marco Rossi	IA	63	18	35	53
* Jack Drury	CHI	68	20	32	52
* Alexander Holtz	UTI	52	26	25	51
* Alex Steeves	TOR	58	23	23	46
* Jordan Spence	ONT	46	4	38	42
* Cole Smith	MIL	59	21	20	41
* Brandon Biro	ROC	48	12	29	41
* Alex Limoges	SD	62	23	17	40
* Cole Schwindt	CLT	72	19	21	40
* Daniil Miromanov	HSK	53	11	29	40
* Jack Rathbone	ABB	39	10	30	40
* Cole Koepke	SYR	69	20	19	39
* Nick Swaney	IA	62	16	22	38
* Logan Hutsko	CLT	71	10	28	38

GOALS	TEAM	GP	G
* JJ Peterka	ROC	70	28
* Jakob Pelletier	STK	66	27
* Jack Quinn	ROC	45	26
* Alexander Holtz	UTI	52	26
* Bobby McMann	TOR	61	24

ASSISTS	TEAM	GP	A
* Matias Maccelli	TUC	47	43
* Jonatan Berggren	GR	70	43
* JJ Peterka	ROC	70	40
* Jordan Spence	ONT	46	38
* Lukas Reichel	RFD	56	36

PENALTY MINUTES	TEAM	GP	PIM
* Montana Onyebuchi	SJ	46	137
* Billy Sweezey	CLE	70	114
* Curtis Douglas	TOR	67	86
* Serron Noel	CLT	64	74
* Morgan Adams-Moisan	SD	28	73

MINOR PENALTIES	TEAM	MIN
* Cole Smith	MIL	31
* Matt Kiersted	CLT	27
* Adam Raska	SJ	26
* Kyle Olson	WBS	24
several tied at		23

MAJOR PENALTIES	TEAM	MAJ
* Montana Onyebuchi	SJ	11
* Billy Sweezey	CLE	8
* Curtis Douglas	TOR	6
several tied at		5

POWER-PLAY GOALS	TEAM	PPG
* Alex Limoges	SD	12
* Scott Reedy	SJ	10
* Jack Quinn	ROC	10
* Ben McCartney	TUC	9
* Jakob Pelletier	STK	9

SHORTHANDED GOALS	TEAM	SHG
* Josiah Slavin	RFD	3
* Bobby McMann	TOR	3
* Nick Swaney	IA	3
several tied at		2

POWER-PLAY ASSISTS	TEAM	PPA
* Jordan Spence	ONT	24
* Matias Maccelli	TUC	23
* Jack Rathbone	ABB	19
* Lukas Reichel	RFD	17
several tied at		15

SHORTHANDED ASSISTS	TEAM	SHA
* Braden Schneider	HFD	3
* Filip Král	TOR	3
several tied at		2

POWER-PLAY POINTS	TEAM	PPP
* Matias Maccelli	TUC	28
* Jordan Spence	ONT	26
* Jack Quinn	ROC	23
* Jack Rathbone	ABB	22
* Lukas Reichel	RFD	22

SHORTHANDED POINTS	TEAM	SHP
* Benoit-Olivier Groulx	SD	4
* Liam Foudy	CLE	3
* Chris Wilkie	RFD	3
* Samuel Asselin	PRO	3
several tied at		2

SHOTS	TEAM	SHOTS
* JJ Peterka	ROC	223
* Adam Beckman	IA	203
* Cole Koepke	SYR	199
* Jakob Pelletier	STK	196
* Jack Drury	CHI	183

SHOOTING PERCENTAGE	TEAM	G	SHOTS	PCT
* Scott Reedy	SJ	18	64	28.1
* Eduards Tralmaks	PRO	14	58	24.1
* Alex Limoges	SD	23	100	23.0
* Josiah Slavin	RFD	18	81	22.2
* Brandon Biro	ROC	12	58	20.7

GAME-WINNING GOALS	TEAM	GWG
* Jakob Pelletier	STK	8
* Jonatan Berggren	GR	7
* Jack Quinn	ROC	6
* Lukas Reichel	RFD	6
* Jack Drury	CHI	5

PLUS-MINUS	TEAM	+/-
* Tory Dello	LAV	+28
* Eduards Tralmaks	PRO	+22
* Jakob Pelletier	STK	+22
* Cole Schwindt	CLT	+22
several tied at		+18

SHOOTOUT GOALS	TEAM	G	ATT
* Michal Teplý	RFD	4	6
* JJ Peterka	ROC	3	5
several tied at		2	

SHOOTOUT PERCENTAGE	TEAM	G	ATT	PCT
* Michal Teplý	RFD	4	6	66.7
* Mikhail Abramov	TOR	2	3	66.7
* Gage Goncalves	SYR	2	3	66.7
* Connor Zary	STK	2	3	66.7
* JJ Peterka	ROC	3	5	60.0
<i>(minimum 2 attempts)</i>				

\* indicates rookie



## 2021-22 TEAM & INDIVIDUAL STATISTICS

### LEADING SCORERS – DEFENSEMEN

	TEAM	GP	G	A	PTS
Jordan Gross	COL	61	10	55	65
Joseph Duszak	TOR	61	7	45	52
Ethan Prow	ROC	70	10	39	49
Jake Christiansen	CLE	62	13	32	45
Ben Gleason	TEX	70	9	35	44
Reilly Walsh	UTI	70	9	34	43
Adam Clendening	LHV	74	5	37	42
* Jordan Spence	ONT	46	4	38	42
Xavier Ouellet	LAV	61	8	33	41
* Daniil Miromanov	HSK	53	11	29	40
* Jack Rathbone	ABB	39	10	30	40
Sean Day	SYR	69	8	32	40
Matt Donovan	MIL	76	8	32	40
Nikolas Brouillard	SD	66	13	26	39
Leon Gawanke	MB	65	10	26	36
Connor Mackey	STK	53	5	31	36
several tied at					35

GOALS	TEAM	GP	G
Jake Christiansen	CLE	62	13
Nikolas Brouillard	SD	66	13
Joe Hicketts	IA	61	12
several tied at			11

ASSISTS	TEAM	GP	A
Jordan Gross	COL	61	55
Joseph Duszak	TOR	61	45
Ethan Prow	ROC	70	39
* Jordan Spence	ONT	46	38
Adam Clendening	LHV	74	37

PENALTY MINUTES	TEAM	GP	PIM
* Montana Onyebuchi	SJ	46	137
Nikolas Brouillard	SD	66	131
Parker Wotherspoon	BRI	57	127
* Billy Sweezey	CLE	70	114
Tyler Tucker	SPR	72	114

MINOR PENALTIES	TEAM	MIN
Tyler Tucker	SPR	37
Brayden Pachal	HSK	35
Adam Clendening	LHV	34
Jimmy Oligny	MB	33
Joseph Duszak	TOR	31

MAJOR PENALTIES	TEAM	MAJ
* Montana Onyebuchi	SJ	11
Andreas Englund	COL	9
* Billy Sweezey	CLE	8
Nikolas Brouillard	SD	7
Dylan McIlrath	HER	7

POWER-PLAY GOALS	TEAM	PPG
Lassi Thomson	BEL	6
Ian Mitchell	RFD	6
several tied at		5

SHORTHANDED GOALS	TEAM	SHG
Connor Mackey	STK	2
several tied at		1

POWER-PLAY ASSISTS	TEAM	PPA
Jordan Gross	COL	26
Joseph Duszak	TOR	25
* Jordan Spence	ONT	24
Oskari Laaksonen	ROC	23
several tied at		19

SHORTHANDED ASSISTS	TEAM	SHA
Cale Fleury	CLT	4
* Braden Schneider	HFD	3
Ian Mitchell	RFD	3
* Filip Král	TOR	3
Jake Christiansen	CLE	3

POWER-PLAY POINTS	TEAM	PPP
Jordan Gross	COL	29
Oskari Laaksonen	ROC	27
* Jordan Spence	ONT	26
Joseph Duszak	TOR	25
* Jack Rathbone	ABB	22

SHORTHANDED POINTS	TEAM	SHP
Connor Mackey	STK	4
Cale Fleury	CLT	4
several tied at		3

SHOTS	TEAM	SHOTS
Jordan Gross	COL	190
Jake Christiansen	CLE	177
Darren Raddysh	SYR	168
Connor Carrick	CLT	157
Louie Belpedio	LAV	156

SHOOTING PERCENTAGE	TEAM	G	SHOTS	PCT
Michael Del Zotto	BEL	10	78	12.8
Thomas Hickey	ONT	6	48	12.5
Ian Mitchell	RFD	11	90	12.2
Lassi Thomson	BEL	10	84	11.9
Chris Bigras	WBS-CHI	5	42	11.9

GAME-WINNING GOALS	TEAM	GWG
Madison Bowey	ABB	4
Darren Raddysh	SYR	4
Tommy Cross	SPR	4
Reilly Walsh	UTI	4
Matt Donovan	MIL	4

PLUS-MINUS	TEAM	+/-
Vincent Desharnais	BAK	+36
* Tory Dello	LAV	+28
Tyler Wotherspoon	UTI	+26
Johnathan Kovacevic	MB	+23
several tied at		+22

SHOOTOUT GOALS	TEAM	G	ATT
Jordan Gross	COL	2	4
Ian Mitchell	RFD	2	5
Adam Clendening	LHV	2	6
several tied at		1	

SHOOTOUT PERCENTAGE	TEAM	G	ATT	PCT
Jordan Gross	COL	2	4	50.0
* David Farrance	MIL	1	2	50.0
Chase Priskie	CLT	1	2	50.0
Juuso Valimaki	STK	1	2	50.0
Ian Mitchell	RFD	2	5	40.0

(minimum 2 attempts)

\* indicates rookie



## 2021-22 TEAM & INDIVIDUAL STATISTICS

### HOME AND AWAY RECORDS

TEAM	GP	HOME								AWAY							
		GP	W	L	OTL	SOL	PTS	GF	GA	GP	W	L	OTL	SOL	PTS	GF	GA
Abbotsford	68	34	20	9	4	1	45	129	102	34	19	14	1	0	39	101	98
Bakersfield	68	34	21	9	2	2	46	118	91	34	16	12	3	3	38	107	101
Belleville	72	36	19	15	2	0	40	112	112	36	21	13	2	0	44	107	106
Bridgeport	72	36	18	14	2	2	40	110	108	36	13	16	5	2	33	103	118
Charlotte	72	36	22	9	5	0	49	132	100	36	20	15	0	1	41	102	97
Chicago	76	38	25	7	3	3	56	130	90	38	25	9	2	2	54	131	104
Cleveland	76	38	13	20	4	1	31	99	134	38	15	15	4	4	38	108	128
Colorado	68	34	21	12	1	0	43	122	93	34	18	10	3	3	42	122	114
Grand Rapids	76	38	17	16	4	1	39	105	104	38	16	19	2	1	35	104	136
Hartford	72	36	20	13	2	1	43	119	110	36	12	19	4	1	29	86	115
Henderson	68	34	20	12	2	0	42	107	98	34	15	16	2	1	33	102	105
Hershey	76	38	21	12	2	3	47	114	93	38	13	20	4	1	31	88	116
Iowa	72	36	17	14	2	3	39	106	105	36	15	17	2	2	34	96	104
Laval	72	36	24	8	3	1	52	139	104	36	15	18	2	1	33	107	127
Lehigh Valley	76	38	16	13	6	3	41	98	114	38	13	19	4	2	32	97	125
Manitoba	72	36	25	9	0	2	52	127	96	36	16	15	5	0	37	101	108
Milwaukee	76	38	20	13	4	1	45	113	109	38	19	15	1	3	42	116	119
Ontario	68	34	23	5	4	2	52	134	109	34	18	13	1	2	39	125	110
Providence	72	36	20	14	2	0	42	103	93	36	16	11	3	6	41	96	99
Rochester	76	38	20	13	3	2	45	132	127	38	17	16	4	1	39	122	143
Rockford	72	36	18	16	2	0	38	114	110	36	19	14	2	1	41	109	111
San Diego	68	34	17	14	3	0	37	105	104	34	11	19	1	3	26	92	119
San Jose	68	34	9	22	2	1	21	105	147	34	11	20	2	1	25	97	144
Springfield	76	38	26	10	2	0	54	122	102	38	17	14	4	3	41	111	119
Stockton	68	34	24	5	5	0	53	117	80	34	21	11	0	2	44	125	105
Syracuse	76	38	24	11	1	2	51	127	102	38	17	15	6	0	40	115	127
Texas	72	36	15	15	3	3	36	109	116	36	17	13	3	3	40	110	114
Toronto	72	36	18	15	2	1	39	126	124	36	19	15	2	0	40	117	120
Tucson	68	34	14	17	2	1	31	104	136	34	9	22	3	0	21	78	132
Utica	72	36	23	8	4	1	51	122	92	36	20	12	4	0	44	124	114
Wilkes-Barre/Scranton	76	38	22	12	3	1	48	108	95	38	13	21	1	3	30	101	130
<b>TOTAL</b>	<b>2236</b>	<b>1118</b>	<b>612</b>	<b>382</b>	<b>86</b>	<b>38</b>	<b>1348</b>	<b>3608</b>	<b>3300</b>	<b>1118</b>	<b>506</b>	<b>478</b>	<b>82</b>	<b>52</b>	<b>1146</b>	<b>3300</b>	<b>3608</b>

### OVERTIME/SHOOTOUT RECORDS

TEAM	GP	OTW	OTL	SOW	SOL	PTS	W PCT
Abbotsford	15	7	5	2	1	24	.600
Bakersfield	15	5	5	0	5	20	.333
Belleville	14	5	4	5	0	24	.714
Bridgeport	18	5	7	2	4	25	.389
Charlotte	12	2	5	4	1	18	.500
Chicago	17	6	5	1	5	24	.412
Cleveland	23	8	8	2	5	33	.435
Colorado	15	3	4	5	3	23	.533
Grand Rapids	18	8	6	2	2	28	.556
Hartford	17	3	6	6	2	26	.529
Henderson	14	5	4	4	1	23	.643
Hershey	21	10	6	1	4	32	.524
Iowa	18	7	4	2	5	27	.500
Laval	15	6	5	2	2	23	.533
Lehigh Valley	19	2	10	2	5	23	.211
Manitoba	18	5	5	6	2	29	.611
Milwaukee	19	7	5	3	4	29	.526
Ontario	18	7	5	2	4	27	.500
Providence	20	5	5	4	6	29	.450
Rochester	20	7	7	3	3	30	.500
Rockford	14	2	4	7	1	23	.643
San Diego	8	0	4	1	3	9	.125
San Jose	9	1	4	2	2	12	.333
Springfield	21	8	6	4	3	33	.571
Stockton	19	6	5	6	2	31	.632
Syracuse	18	8	7	1	2	27	.500
Texas	18	4	6	2	6	24	.333
Toronto	17	9	4	3	1	29	.706
Tucson	12	3	5	3	1	18	.500
Utica	17	6	8	2	1	25	.471
Wilkes-Barre/Scranton	17	8	4	1	4	26	.529
<b>TOTALS</b>	<b>516</b>	<b>168</b>	<b>168</b>	<b>90</b>	<b>90</b>	<b>774</b>	

### RECORD WHEN SCORING FIRST

TEAM	GP	FG	W	L	OTL	SOL	PTS	PCT
Abbotsford	68	37	28	6	2	1	59	.797
Bakersfield	68	36	24	6	4	2	54	.750
Belleville	72	35	27	6	2	0	56	.800
Bridgeport	72	30	15	13	1	1	32	.533
Charlotte	72	34	23	8	2	1	49	.721
Chicago	76	50	36	8	3	3	78	.780
Cleveland	76	29	18	6	3	2	41	.707
Colorado	68	34	26	5	2	1	55	.809
Grand Rapids	76	31	20	8	2	1	43	.694
Hartford	72	29	17	9	3	0	37	.638
Henderson	68	36	25	10	1	0	51	.708
Hershey	76	37	23	10	3	1	50	.676
Iowa	72	31	19	9	1	2	41	.661
Laval	72	36	25	8	1	2	53	.736
Lehigh Valley	76	36	18	10	5	3	44	.611
Manitoba	72	38	28	7	1	2	59	.776
Milwaukee	76	31	23	4	1	3	50	.806
Ontario	68	36	26	5	4	1	57	.792
Providence	72	39	23	8	3	5	54	.692
Rochester	76	39	25	9	4	1	55	.705
Rockford	72	34	26	6	2	0	54	.794
San Diego	68	33	21	11	1	0	43	.652
San Jose	68	31	14	13	2	2	32	.516
Springfield	76	42	25	11	5	1	56	.667
Stockton	68	40	31	4	4	1	67	.838
Syracuse	76	42	27	10	5	0	59	.702
Texas	72	38	20	12	2	4	46	.605
Toronto	72	39	26	10	2	1	55	.705
Tucson	68	29	13	12	4	0	30	.517
Utica	72	43	28	7	8	0	64	.744
Wilkes-Barre/Scranton	76	42	26	9	3	4	59	.702
<b>TOTALS</b>	<b>2236</b>	<b>1117</b>	<b>726</b>	<b>260</b>	<b>86</b>	<b>45</b>	<b>1583</b>	<b>.709</b>







## 2021-22 TEAM & INDIVIDUAL STATISTICS

### DIVISION RECORDS

ATLANTIC	--VS ATLANTIC--				--VS NORTH--				--VS CENTRAL--				--VS PACIFIC--			
	W	L	OTL	SOL	W	L	OTL	SOL	W	L	OTL	SOL	W	L	OTL	SOL
Bridgeport	23	28	5	4	8	2	2	0	0	0	0	0	0	0	0	0
Charlotte	32	15	4	1	8	7	1	0	2	2	0	0	0	0	0	0
Hartford	27	22	5	2	5	10	1	0	0	0	0	0	0	0	0	0
Hershey	28	24	3	3	6	8	3	1	0	0	0	0	0	0	0	0
Lehigh Valley	25	26	6	1	4	6	4	4	0	0	0	0	0	0	0	0
Providence	33	16	3	6	3	9	2	0	0	0	0	0	0	0	0	0
Springfield	37	18	5	2	6	6	1	1	0	0	0	0	0	0	0	0
Wilkes-Barre/Scranton	25	25	3	3	10	8	1	1	0	0	0	0	0	0	0	0
<b>TOTAL</b>	<b>230</b>	<b>174</b>	<b>34</b>	<b>22</b>	<b>50</b>	<b>56</b>	<b>15</b>	<b>7</b>	<b>2</b>	<b>2</b>	<b>0</b>	<b>0</b>	<b>0</b>	<b>0</b>	<b>0</b>	<b>0</b>

NORTH	--VS ATLANTIC--				--VS NORTH--				--VS CENTRAL--				--VS PACIFIC--			
	W	L	OTL	SOL	W	L	OTL	SOL	W	L	OTL	SOL	W	L	OTL	SOL
Belleville	12	5	1	0	27	20	3	0	1	3	0	0	0	0	0	0
Cleveland	7	8	1	0	18	15	3	4	3	12	4	1	0	0	0	0
Laval	9	5	0	0	24	17	4	1	5	1	1	1	1	3	0	0
Rochester	13	4	2	1	24	25	5	2	0	0	0	0	0	0	0	0
Syracuse	16	4	1	1	25	22	6	1	0	0	0	0	0	0	0	0
Toronto	8	7	1	0	20	16	3	1	7	5	0	0	2	2	0	0
Utica	13	6	3	0	30	14	5	1	0	0	0	0	0	0	0	0
<b>TOTAL</b>	<b>78</b>	<b>39</b>	<b>9</b>	<b>2</b>	<b>168</b>	<b>129</b>	<b>29</b>	<b>10</b>	<b>16</b>	<b>21</b>	<b>5</b>	<b>2</b>	<b>3</b>	<b>5</b>	<b>0</b>	<b>0</b>

CENTRAL	--VS ATLANTIC--				--VS NORTH--				--VS CENTRAL--				--VS PACIFIC--			
	W	L	OTL	SOL	W	L	OTL	SOL	W	L	OTL	SOL	W	L	OTL	SOL
Chicago	0	0	0	0	5	2	1	0	45	14	4	5	0	0	0	0
Grand Rapids	0	0	0	0	8	2	2	0	22	29	3	2	3	4	1	0
Iowa	0	0	0	0	0	0	0	0	23	25	4	4	9	6	0	1
Manitoba	0	0	0	0	7	4	0	1	30	17	4	1	4	3	1	0
Milwaukee	0	0	0	0	4	0	0	0	35	27	4	2	0	1	1	2
Rockford	0	0	0	0	2	2	0	0	29	26	4	1	6	2	0	0
Texas	2	2	0	0	2	1	1	0	22	21	5	4	6	4	0	2
<b>TOTAL</b>	<b>2</b>	<b>2</b>	<b>0</b>	<b>0</b>	<b>28</b>	<b>11</b>	<b>4</b>	<b>1</b>	<b>206</b>	<b>159</b>	<b>28</b>	<b>19</b>	<b>28</b>	<b>20</b>	<b>3</b>	<b>5</b>

PACIFIC	--VS ATLANTIC--				--VS NORTH--				--VS CENTRAL--				--VS PACIFIC--			
	W	L	OTL	SOL	W	L	OTL	SOL	W	L	OTL	SOL	W	L	OTL	SOL
Abbotsford	0	0	0	0	5	2	1	0	4	3	1	0	30	18	3	1
Bakersfield	0	0	0	0	0	0	0	0	2	0	1	1	35	21	4	4
Colorado	0	0	0	0	0	0	0	0	10	0	1	1	29	22	3	2
Henderson	0	0	0	0	0	0	0	0	4	4	0	0	31	24	4	1
Ontario	0	0	0	0	0	0	0	0	3	1	0	0	38	17	5	4
San Diego	0	0	0	0	0	0	0	0	1	2	1	0	27	31	3	3
San Jose	0	0	0	0	0	0	0	0	2	2	0	0	18	40	4	2
Stockton	0	0	0	0	0	0	0	0	0	0	0	0	45	16	5	2
Tucson	0	0	0	0	0	0	0	0	2	8	2	0	21	31	3	1
<b>TOTAL</b>	<b>0</b>	<b>0</b>	<b>0</b>	<b>0</b>	<b>5</b>	<b>2</b>	<b>1</b>	<b>0</b>	<b>28</b>	<b>20</b>	<b>6</b>	<b>2</b>	<b>274</b>	<b>220</b>	<b>34</b>	<b>20</b>





## 2021-22 TEAM & INDIVIDUAL STATISTICS

### GOALS AND SHOTS PER GAME

TEAM	GP	GF	AVG	TEAM	GP	GA	AVG	TEAM	GP	SF	AVG	TEAM	GP	SA	AVG
1 Ontario	68	259	3.81	1 Chicago	76	194	2.55	1 Colorado	68	2354	34.62	1 Manitoba	72	1835	25.49
2 Colorado	68	244	3.59	2 Providence	72	192	2.67	2 Chicago	76	2615	34.41	2 Chicago	76	1972	25.95
3 Stockton	68	242	3.56	3 Stockton	68	185	2.72	3 Stockton	68	2279	33.51	3 Syracuse	76	2027	26.67
4 Chicago	76	261	3.43	4 Charlotte	72	197	2.74	4 Manitoba	72	2375	32.99	4 Hershey	76	2041	26.86
5 Utica	72	246	3.42	5 Hershey	76	209	2.75	5 Springfield	76	2459	32.36	5 Bakersfield	68	1874	27.56
6 Laval	72	246	3.42	6 Bakersfield	68	192	2.82	6 Syracuse	76	2458	32.34	6 Colorado	68	1916	28.18
7 Abbotsford	68	230	3.38	7 Manitoba	72	204	2.83	7 Bakersfield	68	2174	31.97	7 Abbotsford	68	1970	28.97
8 Toronto	72	243	3.38	8 Utica	72	206	2.86	8 Iowa	72	2295	31.88	8 Lehigh Valley	76	2228	29.32
9 Rochester	76	254	3.34	9 Iowa	72	209	2.90	9 Providence	72	2253	31.29	9 W-B/Scranton	76	2238	29.45
10 Bakersfield	68	225	3.31	10 Springfield	76	221	2.91	10 Hershey	76	2365	31.12	10 Utica	72	2149	29.85
11 Charlotte	72	234	3.25	11 Abbotsford	68	200	2.94	11 Cleveland	76	2361	31.07	11 Cleveland	76	2269	29.86
12 Syracuse	76	242	3.18	12 W-B/Scranton	76	225	2.96	12 Laval	72	2227	30.93	12 Hartford	72	2160	30.00
13 Manitoba	72	228	3.17	13 Henderson	68	203	2.99	13 W-B/Scranton	76	2326	30.61	13 Charlotte	72	2160	30.00
14 Rockford	72	223	3.10	14 Milwaukee	76	228	3.00	14 Belleville	72	2169	30.13	14 Stockton	68	2044	30.06
15 Henderson	68	209	3.07	15 Syracuse	76	229	3.01	15 Charlotte	72	2156	29.94	15 Texas	72	2168	30.11
16 Springfield	76	233	3.07	16 Belleville	72	218	3.03	16 Texas	72	2139	29.71	16 Providence	72	2181	30.29
17 Belleville	72	219	3.04	17 Colorado	68	207	3.04	17 Bridgeport	72	2116	29.39	17 Tucson	68	2069	30.43
18 Texas	72	219	3.04	18 Rockford	72	221	3.07	18 Toronto	72	2102	29.19	18 San Diego	68	2076	30.53
19 Milwaukee	76	229	3.01	19 Hartford	72	225	3.13	19 Milwaukee	76	2206	29.03	19 Iowa	72	2202	30.58
20 San Jose	68	202	2.97	20 Bridgeport	72	226	3.14	20 San Jose	68	1970	28.97	20 Belleville	72	2222	30.86
21 Bridgeport	72	213	2.96	21 Lehigh Valley	76	239	3.14	21 Tucson	68	1968	28.94	21 Springfield	76	2348	30.89
22 San Diego	68	197	2.90	22 Grand Rapids	76	240	3.16	22 Hartford	72	2083	28.93	22 Ontario	68	2126	31.26
23 Hartford	72	205	2.85	23 Texas	72	230	3.19	23 Ontario	68	1967	28.93	23 Laval	72	2253	31.29
24 Iowa	72	202	2.81	24 Laval	72	231	3.21	24 Utica	72	2029	28.18	24 San Jose	68	2132	31.35
25 Providence	72	199	2.76	25 Ontario	68	219	3.22	25 Henderson	68	1916	28.18	25 Grand Rapids	76	2392	31.47
26 Grand Rapids	76	209	2.75	26 San Diego	68	223	3.28	26 Grand Rapids	76	2128	28.00	26 Milwaukee	76	2398	31.55
27 W-B/Scranton	76	209	2.75	27 Toronto	72	244	3.39	27 Abbotsford	68	1901	27.96	27 Henderson	68	2190	32.21
28 Cleveland	76	207	2.72	28 Cleveland	76	262	3.45	28 Lehigh Valley	76	2103	27.67	28 Rochester	76	2454	32.29
29 Tucson	68	182	2.68	29 Rochester	76	270	3.55	29 Rochester	76	2099	27.62	29 Toronto	72	2352	32.67
30 Hershey	76	202	2.66	30 Tucson	68	268	3.94	30 Rockford	72	1941	26.96	30 Bridgeport	72	2406	33.42
31 Lehigh Valley	76	195	2.57	31 San Jose	68	291	4.28	31 San Diego	68	1725	25.37	31 Rockford	72	2407	33.43
<b>TOTALS</b>	<b>2236</b>	<b>6908</b>	<b>3.09</b>	<b>TOTALS</b>	<b>2236</b>	<b>6908</b>	<b>3.09</b>	<b>TOTALS</b>	<b>2236</b>	<b>67,259</b>	<b>30.08</b>	<b>TOTALS</b>	<b>2236</b>	<b>67,259</b>	<b>30.08</b>

### SHOOTOUT ATTEMPTS

TEAM	SO	GF	ATT	PCT	TEAM	SO	GA	ATT	PCT
1 Belleville	5	9	16	.563	1 Abbotsford	3	1	12	.083
2 Stockton	8	16	29	.552	2 Belleville	5	2	16	.125
3 Tucson	4	6	13	.462	3 Rockford	8	4	29	.138
4 Rochester	6	8	18	.444	4 Henderson	5	3	20	.150
5 Manitoba	8	13	31	.419	5 Utica	3	2	10	.200
6 Toronto	4	7	18	.389	6 Charlotte	5	5	24	.208
7 Rockford	8	10	28	.357	7 Cleveland	7	8	38	.211
8 San Jose	4	6	17	.353	8 Toronto	4	4	19	.211
9 Milwaukee	7	8	23	.348	9 Hartford	8	7	33	.212
10 Charlotte	5	8	23	.348	10 Colorado	8	6	27	.222
11 Colorado	8	9	26	.346	11 Grand Rapids	4	5	21	.238
12 Henderson	5	6	19	.316	12 Bridgeport	6	7	27	.259
13 Hartford	8	10	32	.313	13 Springfield	7	6	23	.261
14 Springfield	7	7	23	.304	14 Tucson	4	3	11	.273
15 Utica	3	3	10	.300	15 Providence	10	12	40	.300
16 Providence	10	12	42	.286	16 Hershey	5	6	19	.316
17 Ontario	6	5	18	.278	17 Laval	4	6	19	.316
18 Laval	4	5	19	.263	18 Manitoba	8	11	34	.324
19 Syracuse	3	2	8	.250	19 Lehigh Valley	7	7	21	.333
20 Texas	8	9	38	.237	20 W-B/Scranton	5	5	15	.333
21 Grand Rapids	4	5	22	.227	21 Stockton	8	10	29	.345
22 Iowa	7	5	23	.217	22 San Jose	4	6	17	.353
23 Lehigh Valley	7	4	22	.182	23 San Diego	4	5	14	.357
24 Chicago	6	4	22	.182	24 Iowa	7	8	22	.364
25 Abbotsford	3	2	11	.182	25 Milwaukee	7	8	22	.364
26 Bridgeport	6	4	25	.160	26 Chicago	6	8	22	.364
27 Hershey	5	3	19	.158	27 Texas	8	14	38	.368
28 San Diego	4	2	14	.143	28 Ontario	6	8	18	.444
29 Cleveland	7	5	39	.128	29 Rochester	6	8	18	.444
30 W-B/Scranton	5	2	16	.125	30 Bakersfield	5	8	16	.500
31 Bakersfield	5	2	17	.118	31 Syracuse	3	4	7	.571
<b>TOTALS</b>	<b>180</b>	<b>197</b>	<b>681</b>	<b>.289</b>	<b>TOTALS</b>	<b>180</b>	<b>197</b>	<b>681</b>	<b>.289</b>





SHORTHANDLED GOALS

Home SHGF

	TEAM	GP	SHGF
1	UTI	36	9
2	HER	38	8
	CHI	38	8
	ABB	34	8
5	LAV	36	7
	STK	34	7
	TOR	36	7
	SJ	34	7
9	CLE	38	6
	PRO	36	6
	TEX	36	6
	CLT	36	6
	BEL	36	6
14	HFD	36	5
	COL	34	5
16	GR	38	4
	LHV	38	4
	ROC	38	4
	SD	34	4
	WBS	38	4
	IA	36	4
	RFD	36	4
23	BRI	36	3
	MIL	38	3
	BAK	34	3
	SPR	38	3
	MB	36	3
	TUC	34	3
29	HSK	34	2
	SYR	38	2
31	ONT	34	1
	<b>TOTALS</b>	<b>152</b>	

Road SHGF

	TEAM	GP	SHGF
1	STK	34	8
2	TOR	36	7
3	LAV	36	6
	CLT	36	6
5	SPR	38	5
6	UTI	36	4
	MIL	38	4
	BAK	34	4
	MB	36	4
	ONT	34	4
	CHI	38	4
	ABB	34	4
	SYR	38	4
	RFD	36	4
15	HFD	36	3
	CLE	38	3
	COL	34	3
	GR	38	3
	TEX	36	3
	HSK	34	3
	LHV	38	3
	SD	34	3
	BEL	36	3
	IA	36	3
	SJ	34	3
26	BRI	36	2
	HER	38	2
	PRO	36	2
29	ROC	38	1
30	TUC	34	0
	WBS	38	0
	<b>TOTALS</b>	<b>108</b>	

Overall SHGF

	TEAM	GP	SHGF
1	STK	68	15
2	TOR	72	14
3	LAV	72	13
	UTI	72	13
5	CLT	72	12
	CHI	76	12
	ABB	68	12
8	SJ	68	10
	HER	76	10
10	BEL	72	9
	CLE	76	9
	TEX	72	9
13	SPR	76	8
	HFD	72	8
	PRO	72	8
	COL	68	8
	RFD	72	8
18	GR	76	7
	IA	72	7
	BAK	68	7
	MIL	76	7
	LHV	76	7
	SD	68	7
	MB	72	7
25	SYR	76	6
26	ROC	76	5
	BRI	72	5
	ONT	68	5
	HSK	68	5
30	WBS	76	4
31	TUC	68	3
	<b>TOTALS</b>	<b>260</b>	

Home SHGA

	TEAM	GP	SHGA
1	LAV	36	0
	ONT	34	0
3	CLT	36	1
4	UTI	36	2
	BAK	34	2
	LHV	38	2
	WBS	38	2
	SYR	38	2
9	BRI	36	3
	STK	34	3
	COL	34	3
	PRO	36	3
	TEX	36	3
	MB	36	3
	SJ	34	3
	RFD	36	3
17	HER	38	4
	SPR	38	4
	HSK	34	4
	CHI	38	4
	ABB	34	4
	TOR	36	4
	BEL	36	4
	IA	36	4
25	MIL	38	5
	HFD	36	5
	CLE	38	5
	GR	38	5
29	TUC	34	6
	SD	34	6
31	ROC	38	9
	<b>TOTALS</b>	<b>108</b>	

Road SHGA

	TEAM	GP	SHGA
1	STK	34	2
	TUC	34	2
	IA	36	2
4	BRI	36	3
	UTI	36	3
	CLE	38	3
	ONT	34	3
8	BAK	34	4
	PRO	36	4
	TEX	36	4
	MB	36	4
	CHI	38	4
	CLT	36	4
	BEL	36	4
15	LAV	36	5
	HER	38	5
	ROC	38	5
	TOR	36	5
	SJ	34	5
20	MIL	38	6
	COL	34	6
	GR	38	6
	HSK	34	6
	SD	34	6
	RFD	36	6
26	SPR	38	7
	ABB	34	7
	WBS	38	7
29	HFD	36	8
	LHV	38	8
	SYR	38	8
	<b>TOTALS</b>	<b>152</b>	

Overall SHGA

	TEAM	GP	SHGA
1	ONT	68	3
2	CLT	72	5
	STK	68	5
	LAV	72	5
	UTI	72	5
6	IA	72	6
	BAK	68	6
	BRI	72	6
9	PRO	72	7
	MB	72	7
	TEX	72	7
12	SJ	68	8
	TUC	68	8
	CHI	76	8
	BEL	72	8
	CLE	76	8
17	WBS	76	9
	TOR	72	9
	HER	76	9
	COL	68	9
	RFD	72	9
22	SYR	76	10
	HSK	68	10
	LHV	76	10
25	SPR	76	11
	GR	76	11
	MIL	76	11
	ABB	68	11
29	SD	68	12
30	HFD	72	13
31	ROC	76	14
	<b>TOTALS</b>	<b>260</b>	



## 2021-22 TEAM & INDIVIDUAL STATISTICS

### TEAM GAME HIGHS

<b>GOALS</b>	<b>DATE</b>	<b>GOALS</b>	<b>ASSISTS</b>	<b>DATE</b>	<b>ASSISTS</b>
Charlotte	12/14/2021	11	Charlotte	12/14/2021	18
Stockton	12/07/2021	10	Stockton	12/07/2021	16
San Jose	12/15/2021	10	several tied at		14
Stockton	03/19/2022	10			
W-B/Scranton	04/02/2022	9			
			<b>PENALTY MINUTES</b>	<b>DATE</b>	<b>PIM</b>
			Toronto	10/27/2021	129
			Hershey	11/26/2021	84
			Laval	10/27/2021	82
			Cleveland	03/27/2022	68
			Providence	11/12/2021	62
<b>POINTS</b>	<b>DATE</b>	<b>POINTS</b>			
Charlotte	12/14/2021	27			
Stockton	12/07/2021	24			
several tied at		21			
			<b>MAJORS</b>	<b>DATE</b>	<b>MAJORS</b>
			Toronto	10/27/2021	7
			Laval	10/27/2021	6
			San Jose	03/16/2022	5
			Tucson	03/16/2022	5
			several tied at		4
<b>MINORS</b>	<b>DATE</b>	<b>MINORS</b>			
Hershey	11/14/2021	12			
Hershey	11/26/2021	12			
Milwaukee	12/14/2021	12			
Bakersfield	03/16/2022	12			
San Jose	04/23/2022	12			
			<b>POWER-PLAY GOALS</b>	<b>DATE</b>	<b>PPG</b>
			several tied at		4
<b>PENALTY MINUTES, BOTH TEAMS</b>	<b>DATE</b>	<b>PIM</b>			
Laval	10/27/2021	211			
Toronto	10/27/2021	211			
Rochester	11/26/2021	135			
Hershey	11/26/2021	135			
			<b>SHORTHANDED GOALS</b>	<b>DATE</b>	<b>SHG</b>
			several tied at		2
<b>WINNING MARGIN</b>	<b>DATE</b>	<b>GOALS</b>	<b>SAVES</b>	<b>DATE</b>	<b>SAVES</b>
Charlotte	12/14/2021	10	Milwaukee	11/10/2021	56
Stockton	12/07/2021	9	Rochester	02/25/2022	54
Rockford	01/07/2022	8	San Diego	03/02/2022	51
several tied at		7	Rockford	04/30/2022	51
			Springfield	12/18/2021	49
<b>GOALS BY BOTH TEAMS</b>	<b>DATE</b>	<b>GOALS</b>	<b>SAVES, 1ST PERIOD</b>	<b>DATE</b>	<b>SAVES</b>
San Jose	12/15/2021	15	Cleveland	04/01/2022	23
Colorado	12/15/2021	15	Toronto	01/15/2022	21
			Milwaukee	02/20/2022	21
			Rockford	04/30/2022	21
			several tied at		20
<b>GOALS, 1ST PERIOD</b>	<b>DATE</b>	<b>GOALS</b>			
several tied at		5			
<b>GOALS, 2ND PERIOD</b>	<b>DATE</b>	<b>GOALS</b>	<b>SAVES, 2ND PERIOD</b>	<b>DATE</b>	<b>SAVES</b>
Charlotte	12/14/2021	7	Rochester	02/25/2022	24
several tied at		5	Milwaukee	11/10/2021	22
			San Diego	01/23/2022	22
			several tied at		21
<b>GOALS, 3RD PERIOD</b>	<b>DATE</b>	<b>GOALS</b>	<b>SAVES, 3RD PERIOD</b>	<b>DATE</b>	<b>SAVES</b>
Hartford	11/20/2021	5	Belleville	04/18/2022	23
Chicago	11/26/2021	5	San Diego	02/11/2022	22
Colorado	02/16/2022	5	Milwaukee	11/10/2021	21
several tied at		4	Utica	03/04/2022	21
			Texas	04/20/2022	21
<b>SHOTS</b>	<b>DATE</b>	<b>SHOTS</b>			
Manitoba	11/10/2021	60	<b>FEWEST SHOTS</b>	<b>DATE</b>	<b>SHOTS</b>
Syracuse	02/25/2022	55	Utica	11/17/2021	12
Chicago	04/30/2022	54	Henderson	01/29/2022	13
several tied at		53	San Diego	12/11/2021	14
			Lehigh Valley	02/11/2022	14
			several tied at		15
<b>MOST SHOTS, 1ST PERIOD</b>	<b>DATE</b>	<b>SHOTS</b>	<b>FEWEST SHOTS, 1ST PERIOD</b>	<b>DATE</b>	<b>SHOTS</b>
San Diego	11/10/2021	24	Rockford	11/12/2021	1
Rochester	04/01/2022	24	Iowa	12/02/2021	1
Grand Rapids	02/05/2022	23	Stockton	12/03/2021	1
Chicago	04/30/2022	23	Bridgeport	01/02/2022	1
several tied at		22	several tied at		2
<b>MOST SHOTS, 2ND PERIOD</b>	<b>DATE</b>	<b>SHOTS</b>	<b>FEWEST SHOTS, 2ND PERIOD</b>	<b>DATE</b>	<b>SHOTS</b>
Abbotsford	01/23/2022	25	Cleveland	12/08/2021	1
Syracuse	02/25/2022	24	San Diego	01/26/2022	1
Manitoba	11/10/2021	23	several tied at		2
Colorado	01/26/2022	23			
Texas	10/30/2021	22			
			<b>FEWEST SHOTS, 3RD PERIOD</b>	<b>DATE</b>	<b>SHOTS</b>
<b>MOST SHOTS, 3RD PERIOD</b>	<b>DATE</b>	<b>SHOTS</b>	Cleveland	01/09/2022	0
Syracuse	03/04/2022	23	several tied at		1
Laval	04/18/2022	23			
several tied at		22			



## 2021-22 TEAM & INDIVIDUAL STATISTICS

### INDIVIDUAL GAME HIGHS

<b>GOALS</b>	<b>TEAM</b>	<b>DATE</b>	<b>GOALS</b>	<b>ASSISTS</b>	<b>TEAM</b>	<b>DATE</b>	<b>ASSISTS</b>
Quinn, Jack	ROC	01/15/2022	4	Griffith, Seth	BAK	01/19/2022	5
Dries, Sheldon	ABB	02/11/2022	4	several tied at			4
Greer, A.J.	UTI	02/18/2022	4				
several tied at			3				
<b>POINTS</b>	<b>TEAM</b>	<b>DATE</b>	<b>POINTS</b>	<b>PENALTY MINUTES</b>	<b>TEAM</b>	<b>DATE</b>	<b>PIM</b>
several tied at			5	Tinordi, Jarred	HFD	04/08/2022	42
				Wolff, Nick	PRO	11/12/2021	34
				Clune, Richard	TOR	10/27/2021	32
				LaBate, Joseph	MIL	12/17/2021	32
				Kessy, Kale	HER	11/26/2021	29
<b>PP GOALS</b>	<b>TEAM</b>	<b>DATE</b>	<b>PPG</b>	<b>PP ASSISTS</b>	<b>TEAM</b>	<b>DATE</b>	<b>PPA</b>
Dries, Sheldon	ABB	02/11/2022	3	several tied at			3
Barber, Riley	GR	04/09/2022	3				
several tied at			2				
<b>SH GOALS</b>	<b>TEAM</b>	<b>DATE</b>	<b>SHG</b>	<b>SH ASSISTS</b>	<b>TEAM</b>	<b>DATE</b>	<b>SHA</b>
Snively, Joe	HER	01/25/2022	2	Kane, Evander	SJ	12/15/2021	2
O'Reilly, Cal	LHV	01/30/2022	2	several tied at			1
Greer, A.J.	UTI	02/18/2022	2				
Smallman, Spencer	CHI	04/19/2022	2				
Bailey, Justin	ABB	04/20/2022	2				
<b>PLUS/MINUS (+)</b>	<b>TEAM</b>	<b>DATE</b>	<b>+/-</b>	<b>PLUS/MINUS (-)</b>	<b>TEAM</b>	<b>DATE</b>	<b>+/-</b>
several tied at			+5	several tied at			-5
<b>SAVES</b>	<b>TEAM</b>	<b>DATE</b>	<b>SAVES</b>	<b>GOALS AGAINST</b>	<b>TEAM</b>	<b>DATE</b>	<b>GA</b>
Ingram, Connor	MIL	11/10/2021	56	Robson, Mat	ROC	12/14/2021	10





## 2021-22 TEAM & INDIVIDUAL STATISTICS

### TEAM STREAKS

<b>OVERALL WINNING</b>	<b>#</b>	<b>DATES</b>	<b>OVERALL LOSING (L+OTL)</b>	<b>#</b>	<b>DATES</b>
Utica	13	10/17→11/20	San Jose	15	03/22→...
Chicago	12	11/26→12/18	Cleveland	9	01/24→02/11
Stockton	9	10/16→11/12	several tied at	7	
Abbotsford	9	04/02→04/26			
several tied at	8		<b>HOME LOSING (L+OTL)</b>	<b>#</b>	<b>DATES</b>
			San Jose	10	03/22→...
			Cleveland	7	01/28→02/23
			Cleveland	6	12/03→01/21
			several tied at	5	
<b>HOME WINNING</b>	<b>#</b>	<b>DATES</b>	<b>ROAD LOSING (L+OTL)</b>	<b>#</b>	<b>DATES</b>
Syracuse	12	03/13→04/29	Milwaukee	7	10/23→11/19
Laval	9	12/03→02/25	Tucson	7	02/12→03/23
Chicago	8	11/27→01/12	San Jose	6	01/15→02/11
Utica	8	10/17→11/20	Tucson	6	01/14→02/04
Ontario	8	01/22→03/07	several tied at	5	
<b>ROAD WINNING</b>	<b>#</b>	<b>DATES</b>	<b>OVERALL POINTS</b>	<b>#</b>	<b>DATES</b>
Milwaukee	7	01/17→02/15	Chicago	13	11/20→12/18
Chicago	7	11/26→12/17	Utica	13	10/17→11/20
Utica	7	10/23→11/28	Colorado	13	12/22→02/02
Chicago	6	10/22→11/17	Chicago	12	02/19→03/19
several tied at	5		Stockton	12	10/15→11/21
<b>OVERALL WINLESS</b>	<b>#</b>	<b>DATES</b>	<b>HOME POINTS</b>	<b>#</b>	<b>DATES</b>
San Jose	15	03/22→...	Charlotte	15	02/12→...
Cleveland	9	01/24→02/11	Chicago	14	11/14→02/12
Lehigh Valley	8	11/12→12/03	Ontario	14	01/02→03/09
W-B/Scranton	8	12/14→01/14	Syracuse	13	03/12→04/29
Iowa	8	11/28→12/14	Stockton	13	10/15→12/18
<b>HOME WINLESS</b>	<b>#</b>	<b>DATES</b>	<b>ROAD POINTS</b>	<b>#</b>	<b>DATES</b>
San Jose	11	03/11→...	Milwaukee	12	01/14→02/23
Cleveland	7	01/28→02/23	Utica	10	10/23→12/17
Grand Rapids	6	01/15→02/04	Texas	8	01/16→02/24
Cleveland	6	12/03→01/21	Colorado	8	12/29→02/02
several tied at	5		several tied at	7	
<b>ROAD WINLESS</b>	<b>#</b>	<b>DATES</b>			
Hershey	7	03/17→04/02			
Milwaukee	7	10/23→11/19			
San Diego	7	03/19→...			
Tucson	7	02/12→03/23			
several tied at	6				

### PLAYER STREAKS

<b>GOALS</b>	<b>TEAM</b>	<b>GP</b>	<b>#</b>	<b>DATES</b>
Brodzinski, Jonny	HFD	9	9	12/18→02/05
Terry, Chris	BRI	6	7	03/27→04/09
Rempal, Sheldon	ABB	6	9	01/23→02/07
several tied at		5		
<b>ASSISTS</b>	<b>TEAM</b>	<b>GP</b>	<b>#</b>	<b>DATES</b>
Tynan, T.J.	ONT	13	20	03/22→04/22
Christiansen, Jake	CLE	8	8	03/05→03/19
Poturalski, Andrew	CHI	8	13	02/05→02/26
Spence, Jordan	ONT	8	12	01/17→02/04
Rathbone, Jack	ABB	8	12	02/04→03/13
<b>POINTS</b>	<b>TEAM</b>	<b>GP</b>	<b>#</b>	<b>DATES</b>
Barber, Riley	GR	17	26	03/22→...
Sherwood, Kiefer	COL	14	24	03/19→...
several tied at		13		
<b>PIM</b>	<b>TEAM</b>	<b>GP</b>	<b>#</b>	<b>DATES</b>
Perreault, Jacob	SD	10	25	12/03→01/28
Lind, Kole	CLT	8	31	10/31→11/19
Onyebuchi, Montana	SJ	8	50	03/09→03/26
Eyssimont, Mikey	MB	7	25	12/10→01/07
Imama, Bokondji	TUC	7	42	03/05→03/19



MISCELLANEOUS TEAM RECORDS

	Leading After 1 Period	Leading After 2 Periods	Tied After 1 Period	Tied After 2 Periods	Trailing After 1 Period	Trailing After 2 Periods	Outshooting Opponents	Outshot by Opponent
Abbotsford	21-2-2-0	31-3-1-1	13-7-1-1	5-4-2-0	5-14-2-0	3-16-2-0	24-8-0-0	14-14-4-1
Bakersfield	21-2-1-0	26-1-4-0	10-7-3-2	7-5-0-3	6-12-1-3	4-15-1-2	27-14-2-2	10-7-3-3
Belleville	20-4-2-0	24-1-2-0	12-8-2-0	12-5-2-0	8-16-0-0	4-22-0-0	22-10-1-0	17-18-3-0
Bridgeport	12-8-1-1	17-1-2-0	8-10-4-1	11-10-2-2	11-12-2-2	3-19-3-2	12-10-1-1	18-19-5-3
Charlotte	20-7-1-1	23-0-2-0	15-5-4-0	14-6-1-1	7-12-0-0	5-18-2-0	22-15-1-1	18-7-4-0
Chicago	27-5-3-3	32-0-1-1	16-3-1-1	9-3-2-3	7-8-1-1	9-13-2-1	43-11-3-4	6-3-1-1
Cleveland	12-3-2-0	17-3-0-0	9-6-4-4	7-4-4-3	7-26-2-1	4-28-4-2	14-21-4-1	12-11-3-4
Colorado	11-4-2-1	25-1-2-1	20-3-1-1	10-3-1-1	8-15-1-1	4-18-1-1	29-15-2-1	9-6-1-2
Grand Rapids	16-4-0-0	22-3-2-0	7-11-4-1	7-4-0-1	10-20-2-1	4-28-4-1	13-8-1-1	18-25-5-1
Hartford	9-4-2-0	19-0-3-0	16-9-2-0	9-5-2-0	7-19-2-2	4-27-1-2	14-11-4-1	15-20-2-1
Henderson	21-8-1-0	22-0-1-1	8-7-2-1	6-6-1-0	6-13-1-0	7-22-2-0	13-11-2-0	18-17-2-1
Hershey	18-5-2-1	23-4-1-1	11-16-3-1	8-12-3-2	5-11-1-2	3-16-2-1	19-23-3-4	12-9-3-0
Iowa	16-3-1-1	25-2-2-2	7-12-1-3	4-6-2-2	9-16-2-1	3-23-0-1	16-16-3-1	12-12-1-4
Laval	17-4-1-1	28-2-0-1	12-9-1-1	5-2-1-1	10-13-3-0	6-22-4-0	20-11-3-0	18-14-2-2
Lehigh Valley	9-4-3-2	17-2-2-1	11-12-4-2	7-7-5-2	9-16-3-1	5-23-3-2	11-14-3-1	17-17-7-4
Manitoba	24-3-1-1	29-2-2-0	9-6-2-1	7-2-2-1	8-15-2-0	5-20-1-1	32-19-3-2	7-3-2-0
Milwaukee	19-1-0-2	19-1-1-2	12-9-3-2	17-4-1-0	8-18-2-0	3-23-3-2	14-10-2-2	22-18-3-1
Ontario	25-2-1-0	32-0-2-1	9-6-4-3	3-3-3-3	7-10-0-1	6-15-0-0	19-5-0-1	20-13-4-3
Providence	17-6-1-1	23-0-2-1	14-7-4-5	11-6-3-2	5-12-0-0	2-19-0-3	25-14-1-3	10-11-4-3
Rochester	25-4-2-2	25-1-3-1	5-7-3-1	7-1-3-2	7-18-2-0	5-27-1-0	8-15-2-0	29-14-5-2
Rockford	21-5-3-0	27-1-1-1	12-8-0-0	6-6-2-0	4-17-1-1	4-23-1-0	13-6-0-0	23-21-4-1
San Diego	14-3-1-0	22-3-3-1	10-8-2-2	5-3-0-1	4-22-1-1	1-27-1-1	8-8-1-1	19-24-3-2
San Jose	8-4-2-0	11-3-0-1	7-11-0-1	3-5-2-0	5-27-2-1	6-34-2-1	7-15-0-0	12-20-4-2
Springfield	18-7-3-1	23-3-3-2	13-4-2-1	16-4-1-0	12-13-1-1	4-17-2-1	26-10-3-0	15-14-3-3
Stockton	24-2-2-2	31-1-4-1	18-7-3-0	7-3-1-1	3-7-0-0	7-12-0-0	30-8-2-2	12-8-3-0
Syracuse	21-1-4-0	27-1-2-0	13-8-1-2	9-6-2-1	7-17-2-0	5-19-3-1	29-18-4-2	11-8-3-0
Texas	12-5-1-5	23-3-0-4	15-9-4-0	8-6-2-1	5-14-1-1	1-19-4-1	16-10-1-1	12-17-4-4
Toronto	18-7-2-1	28-5-2-1	8-4-0-0	5-5-1-0	11-19-2-0	4-20-1-0	14-8-1-0	23-20-3-1
Tucson	13-5-4-0	14-1-2-0	5-12-0-1	6-5-2-0	5-22-1-0	3-33-1-1	10-18-2-0	12-21-2-1
Utica	22-5-6-0	31-2-3-0	15-4-2-1	6-2-3-0	6-11-0-0	6-16-2-1	16-14-2-0	25-5-5-1
W-B/Scranton	14-5-1-2	25-0-1-2	15-10-2-2	7-9-2-1	6-18-1-0	3-24-1-1	21-12-2-1	14-18-1-3

	1-Goal Games	2-Goal Games	3-Goal Games	4-Goal Games	5-Goal Games	6-Goal Games	> 6-Goal Games
Abbotsford	13-5-5-1	9-8-0-0	9-5-0-0	4-3-0-0	2-0-0-0	2-2-0-0	0-0-0-0
Bakersfield	14-5-5-5	5-8-0-0	6-7-0-0	12-0-0-0	0-1-0-0	0-0-0-0	0-0-0-0
Belleville	23-6-4-0	1-7-0-0	10-7-0-0	4-6-0-0	2-1-0-0	0-1-0-0	0-0-0-0
Bridgeport	13-13-7-4	8-7-0-0	7-6-0-0	3-3-0-0	0-0-0-0	0-0-0-0	0-1-0-0
Charlotte	14-6-5-1	11-9-0-0	11-4-0-0	3-4-0-0	2-0-0-0	0-1-0-0	1-0-0-0
Chicago	15-5-5-5	17-6-0-0	8-2-0-0	7-2-0-0	3-0-0-0	0-0-0-0	0-1-0-0
Cleveland	17-5-8-5	4-10-0-0	1-12-0-0	4-6-0-0	2-1-0-0	0-1-0-0	0-0-0-0
Colorado	17-10-4-3	7-3-0-0	6-7-0-0	5-0-0-0	2-1-0-0	0-0-0-0	2-1-0-0
Grand Rapids	13-7-6-2	9-9-0-0	7-9-0-0	1-8-0-0	3-2-0-0	0-0-0-0	0-0-0-0
Hartford	16-10-6-2	6-9-0-0	6-7-0-0	4-5-0-0	0-1-0-0	0-0-0-0	0-0-0-0
Henderson	12-7-4-1	6-4-0-0	12-13-0-0	3-3-0-0	2-1-0-0	0-0-0-0	0-0-0-0
Hershey	15-8-6-4	5-11-0-0	7-9-0-0	4-3-0-0	3-1-0-0	0-0-0-0	0-0-0-0
Iowa	15-8-4-5	3-11-0-0	7-7-0-0	2-3-0-0	5-2-0-0	0-0-0-0	0-0-0-0
Laval	13-3-5-2	7-6-0-0	5-6-0-0	11-8-0-0	2-3-0-0	1-0-0-0	0-0-0-0
Lehigh Valley	13-6-10-5	7-9-0-0	6-9-0-0	3-5-0-0	0-3-0-0	0-0-0-0	0-0-0-0
Manitoba	19-6-5-2	9-7-0-0	3-4-0-0	4-5-0-0	4-1-0-0	2-1-0-0	0-0-0-0
Milwaukee	16-9-5-4	10-6-0-0	9-6-0-0	2-3-0-0	2-4-0-0	0-0-0-0	0-0-0-0
Ontario	15-5-5-4	3-5-0-0	17-1-0-0	5-6-0-0	0-0-0-0	1-0-0-0	0-1-0-0
Providence	14-3-5-6	6-5-0-0	6-12-0-0	8-5-0-0	1-0-0-0	1-0-0-0	0-0-0-0
Rochester	20-7-7-3	7-8-0-0	2-5-0-0	7-7-0-0	0-1-0-0	0-0-0-0	1-1-0-0
Rockford	17-8-4-1	8-8-0-0	6-10-0-0	4-1-0-0	1-3-0-0	0-0-0-0	1-0-0-0
San Diego	7-6-4-3	9-8-0-0	5-11-0-0	6-7-0-0	1-1-0-0	0-0-0-0	0-0-0-0
San Jose	6-5-4-2	3-8-0-0	7-16-0-0	3-8-0-0	1-1-0-0	0-3-0-0	0-1-0-0
Springfield	18-2-6-3	13-13-0-0	7-3-0-0	4-4-0-0	1-0-0-0	0-2-0-0	0-0-0-0
Stockton	18-4-5-2	9-3-0-0	12-4-0-0	3-5-0-0	0-0-0-0	1-0-0-0	2-0-0-0
Syracuse	14-5-7-2	12-7-0-0	8-7-0-0	6-5-0-0	0-2-0-0	1-0-0-0	0-0-0-0
Texas	16-8-6-6	7-11-0-0	5-5-0-0	2-2-0-0	1-2-0-0	1-0-0-0	0-0-0-0
Toronto	14-7-4-1	6-8-0-0	9-4-0-0	7-8-0-0	1-3-0-0	0-0-0-0	0-0-0-0
Tucson	14-6-5-1	3-6-0-0	3-11-0-0	3-12-0-0	0-3-0-0	0-0-0-0	0-1-0-0
Utica	14-9-8-1	13-4-0-0	11-4-0-0	5-2-0-0	0-0-0-0	0-0-0-0	0-1-0-0
W-B/Scranton	16-9-4-4	7-6-0-0	4-9-0-0	6-6-0-0	0-3-0-0	1-0-0-0	1-0-0-0



## 2021-22 TEAM & INDIVIDUAL STATISTICS

### PENALTY SHOTS

NAME	TEAM	GOALIE	TEAM	DATE	PERIOD	TIME	RESULT
Dal Colle, Michael	BRI	vs Hofer, Joel	SPR	2021-10-22	3	2:11	-
Kawaguchi, Jordan	TEX	vs Soderblom, Arvid	RFD	2021-10-30	3	10:13	-
Rubtsov, German	LHV	vs Domingue, Louis	WBS	2021-11-03	2	18:53	-
Shaw, Mason	IA	vs Pickard, Calvin	GR	2021-11-05	2	11:25	-
Smith, Cole	MIL	vs Holm, Arvid	MB	2021-11-05	OT	2:54	Goal
Jankowski, Mark	ROC	vs Lindberg, Filip	WBS	2021-11-10	1	3:37	Goal
Schmelzer, Ryan	UTI	vs Miftakhov, Amir	SYR	2021-11-11	3	14:42	-
Karlstrom, Fredrik	TEX	vs Annunen, Justus	COL	2021-11-12	OT	1:03	-
Dewar, Connor	IA	vs Prosvetov, Ivan	TUC	2021-11-19	2	8:52	-
Reinhardt, Cole	BEL	vs Poulin, Kevin	LAV	2021-11-20	2	3:38	-
Studenic, Marian	UTI	vs Luukkonen, Ukko-Pekka	ROC	2021-11-24	3	3:53	Goal
Dea, Jean-Sébastien	LAV	vs Scheel, Adam	TEX	2021-12-01	1	12:51	-
Kirkland, Justin	STK	vs Dostal, Lukas	SD	2021-12-03	3	9:58	-
Sherwood, Kiefer	COL	vs Rodrigue, Olivier	BAK	2021-12-10	2	5:55	Goal
Marushev, Maxim	HSK	vs Delia, Collin	RFD	2021-12-10	2	16:51	Goal
Meyer, Carson	CLE	vs Nagle, Pat	LHV	2021-12-11	2	1:46	-
Harvey-Pinard, Rafaël	LAV	vs Fucale, Zach	HER	2021-12-12	3	7:11	Goal
Gardner, Rhett	TEX	vs Makiniemi, Eetu	CHI	2021-12-12	3	12:05	Goal
Robinson, Buddy	SD	vs Melnichuk, Alexei	SJ	2021-12-18	1	11:18	-
Rossi, Marco	IA	vs Jones, Peyton	COL	2021-12-29	OT	1:10	Goal
Gawdin, Glenn	STK	vs Prosvetov, Ivan	TUC	2022-01-05	1	15:33	Goal
Gaunce, Brendan	CLE	vs Copley, Pheonix	HER	2022-02-05	1	11:34	-
McLaughlin, Dylan	RFD	vs McIntyre, Zane	IA	2022-02-05	2	19:50	-
Carcone, Michael	TUC	vs Martin, Spencer	ABB	2022-02-07	2	11:52	-
Carcone, Michael	TUC	vs Martin, Spencer	ABB	2022-02-09	3	14:21	-
Martin, Jon	GR	vs Scheel, Adam	TEX	2022-02-15	2	17:20	-
Dumont, Gabriel	SYR	vs Dell, Aaron	ROC	2022-02-19	1	17:46	-
Cramarossa, Joseph	IA	vs Lyon, Alex	CHI	2022-02-20	2	10:13	-
Pettersen, Emilio	STK	vs Melnichuk, Alexei	SJ	2022-03-12	3	13:55	Goal
Teply, Michal	RFD	vs Greaves, Jet	CLE	2022-03-13	2	8:57	-
Neal, James	SPR	vs Schneider, Cory	BRI	2022-03-16	3	10:33	Goal
Poturski, Andrew	CHI	vs Cormier, Evan	MB	2022-03-25	2	16:36	-
Kubiak, Jeff	BRI	vs Hutchinson, Michael	TOR	2022-03-26	2	2:24	-
Morelli, Mason	HER	vs Kinkaid, Keith	HFD	2022-03-26	2	6:40	-
Payne, Robbie	CLE	vs Luukkonen, Ukko-Pekka	ROC	2022-04-01	3	10:03	-
Richard, Anthony	SYR	vs Keyser, Kyle	PRO	2022-04-03	2	8:00	-
Jobst, Mason	SJ	vs Patera, Jiri	HSK	2022-04-09	3	11:03	-
Lodin, Viktor	BEL	vs Luukkonen, Ukko-Pekka	ROC	2022-04-15	1	2:43	Goal
Kaut, Martin	COL	vs Villalta, Matthew	ONT	2022-04-22	3	2:14	-
Sherwood, Kole	MIL	vs Wells, Dylan	CHI	2022-04-23	3	9:02	-
Balmas, Mitchell	SPR	vs Nagle, Pat	LHV	2022-04-26	3	10:48	-
Peterka, JJ	ROC	vs Schmid, Akira	UTI	2022-04-29	2	2:06	Goal
Baertschi, Sven	HSK	vs Villalta, Matthew	ONT	2022-04-30	1	10:50	-
Woo, Jett	ABB	vs Berdin, Mikhail	MB	2022-04-30	2	13:46	-

Total Goals / Total Shots: 13/44 (.295)



## 2021-22 TEAM & INDIVIDUAL STATISTICS

### SHUTOUTS

	TEAM	OPP	SVS	SCORE	DATE		TEAM	OPP	SVS	SCORE	DATE
Prosvetov, Ivan	TUC	STK	29	1-0 (OT)	2021-10-15	Lyon, Alex	CHI	MIL	19	1-0	2022-02-04
Hammond, Andrew	IA	TEX	27	2-0	2021-10-16	Gustavsson, Filip	BEL	LHV	21	5-0	2022-02-08
Skinner, Stuart	BAK	SJ	34	1-0	2021-10-17	Martin, Spencer	ABB	TUC	22	5-0	2022-02-09
Berdin, Mikhail	MB	TOR	18	5-0	2021-10-17	Knight, Spencer	CLT	BRI	25	2-0	2022-02-12
Berube, Jean-Francois	CLE	BEL	31	4-0	2021-10-22	Grosenick, Troy	PRO	HER	34	5-0	2022-02-18
Berdin, Mikhail	MB	GR	22	1-0	2021-10-22	Appleby, Ken	BRI	HFD	30	2-0	2022-02-20
McNiven, Michael	LAV	PRO	29	4-0	2021-10-23	Skinner, Stuart	BAK	GR	24	2-0	2022-02-25
Prosvetov, Ivan	TUC	TEX	19	4-0	2021-10-23	Fucale, Zach	HER	UTI	34	4-0	2022-02-25
Silovs, Arturs	ABB	HSK	26	3-0	2021-10-24	Dostal, Lukas	SD	HSK	27	4-0	2022-02-26
Skarek, Jakub	BRI	LAV	37	3-0	2021-10-24	Källgren, Erik	TOR	ROC	22	4-0	2022-02-26
Makiniemi, Eetu	CHI	GR	25	3-0	2021-10-27	Knight, Spencer	CLT	HER	44	3-0	2022-03-02
Primeau, Cayden	LAV	TOR	21	5-0	2021-10-27	McIntyre, Zane	IA	GR	40	4-0	2022-03-04
Sandstrom, Felix	LHV	WBS	25	4-0	2021-11-03	Brattstrom, Victor	GR	IA	35	3-0	2022-03-05
Ferguson, Dylan	HSK	TUC	28	3-0	2021-11-05	Poulin, Kevin	LAV	ABB	15	3-0	2022-03-05
Gillies, Jon	PRO	HER	31	3-0	2021-11-06	HER	LHV	26	4-0	2022-03-08	
Miftakhov, Amir	SYR	LAV	29	4-0	2021-11-06	Martin, Spencer	ABB	TOR	21	3-0	2022-03-09
Primeau, Cayden	LAV	BEL	32	3-0	2021-11-10	Dostal, Lukas	SD	BAK	22	3-0	2022-03-11
Pickard, Calvin	GR	MB	34	2-0	2021-11-12	Eriksson Ek, Olle	SD	ONT	22	4-0	2022-03-12
Hammond, Andrew	IA	MIL	26	5-0	2021-11-13	Fucale, Zach	HER	LHV	29	2-0	2022-03-13
Luukkonen, Ukko-Pekka	ROC	CLE	32	4-0	2021-11-13	Schneider, Cory	BRI	PRO	33	3-0	2022-03-13
Gibson, Christopher	CLT	WBS	30	4-0	2021-11-13	Stalock, Alex	SJ	TUC	40	4-0	2022-03-16
Hammond, Andrew	IA	TUC	17	5-0	2021-11-19	Lagace, Max	SYR	WBS	25	1-0	2022-03-18
Schmid, Akira	UTI	CLT	26	1-0	2021-11-27	Lagace, Max	SYR	CLE	21	4-0	2022-03-23
Schmid, Akira	UTI	BEL	23	2-0	2021-12-01	Greaves, Jet	CLE	CLT	31	1-0	2022-03-25
Lyon, Alex	CHI	IA	30	2-0	2021-12-02	Grosenick, Troy	PRO	HER	28	2-0	2022-03-25
Francouz, Pavel	COL	TUC	27	4-0	2021-12-04	Gillam, Mitch	RFD	MB	38	4-0	2022-03-26
Holm, Arvid	MB	BEL	22	2-0	2021-12-05	Miska, Hunter	COL	SJ	20	4-0	2022-03-28
Lyon, Alex	CHI	IA	20	4-0	2021-12-05	Skinner, Stuart	BAK	HSK	23	4-0	2022-03-30
Thompson, Logan	HSK	RFD	23	5-0	2021-12-10	Cormier, Evan	MB	TOR	20	5-0	2022-04-01
Keyser, Kyle	PRO	SPR	24	3-0	2021-12-11	Lindgren, Charlie	SPR	PRO	41	1-0 (OT)	2022-04-01
Jurusik, Matt	WBS	SPR	28	6-0	2021-12-12	Soderblom, Arvid	RFD	HSK	26	1-0	2022-04-05
Martin, Spencer	ABB	SD	23	4-0	2021-12-15	Lagace, Max	SYR	WBS	48	1-0	2022-04-09
Thompson, Logan	HSK	TUC	36	3-0	2021-12-15	McIntyre, Zane	IA	TEX	38	3-0	2022-04-10
Makiniemi, Eetu	CHI	MIL	25	1-0 (OT)	2021-12-17	Gustavsson, Filip	BEL	HFD	25	1-0	2022-04-13
Copley, Pheonix	HER	SPR	28	2-0	2021-12-17	Poulin, Kevin	LAV	CLE	27	6-0	2022-04-14
Ingram, Connor	MIL	RFD	29	2-0	2021-12-21	Hrenak, David	ONT	SD	25	3-0	2022-04-15
Annunen, Justus	COL	SJ	23	5-0	2021-12-22	Bussi, Brandon	PRO	HER	26	1-0	2022-04-17
Grosenick, Troy	PRO	HFD	17	4-0	2021-12-31	Nappier, Tommy	WBS	HER	24	3-0	2022-04-19
Harvey, Sam	SJ	STK	30	4-0	2021-12-31	Murray, Matthew	TEX	IA	38	1-0	2022-04-22
Delia, Collin	RFD	CHI	30	8-0	2022-01-07	Lagace, Max	SYR	BEL	27	6-0	2022-04-22
Shepard, Hunter	HER	WBS	20	3-0	2022-01-08	Skinner, Stuart	BAK	STK	22	4-0	2022-04-23
Skinner, Stuart	BAK	ABB	21	4-0	2022-01-09	Nagle, Pat	LHV	HER	42	2-0	2022-04-23
Mannella, Daniel	CHI	GR	23	4-0	2022-01-12	Marshall, Linden	CLE	ROC	38	2-0	2022-04-24
Berdin, Mikhail	MB	MIL	24	2-0	2022-01-12	Lindgren, Charlie	SPR	PRO	24	4-0	2022-04-24
Harvey, Sam	SJ	TUC	28	3-0	2022-01-14	Hofer, Joel	SPR	LHV	26	5-0	2022-04-26
Kinkaid, Keith	HFD	LAV	31	4-0	2022-01-15	Lindgren, Charlie	SPR	PRO	26	3-0	2022-04-29
Ingram, Connor	MIL	IA	35	3-0	2022-01-17	Patera, Jiri	HSK	ONT	44	4-0	2022-04-30
Copley, Pheonix	HER	HFD	23	5-0	2022-01-22	Berdin, Mikhail	MB	ABB	20	6-0	2022-04-30
Daws, Nico	UTI	PRO	28	4-0	2022-01-25	Sandstrom, Felix	LHV	WBS	26	3-0	2022-04-30
Ingram, Connor	MIL	GR	30	1-0	2022-01-26						
D'Orio, Alex	WBS	CLE	18	4-0	2022-01-28	<b>Shared Shutouts</b>					
Soderblom, Arvid	RFD	CHI	36	1-0 (SO)	2022-01-29	Joseph Woll (30:05)	TOR	HER	21	3-0	2022-03-17
LaFontaine, Jack	CHI	RFD	16	0-1 (SO)	2022-01-29	Michael Hutchinson (29:55)	TOR	HER	20	3-0	2022-03-17
Nagle, Pat	LHV	HFD	26	4-0	2022-01-29						
Annunen, Justus	COL	HSK	13	4-0	2022-01-29						
Ingram, Connor	MIL	GR	42	5-0	2022-01-29						
Ingram, Connor	MIL	RFD	26	2-0	2022-02-02						

Season Total: 107



## 2021-22 TEAM & INDIVIDUAL STATISTICS

### HAT TRICKS

	TEAM	OPP	G	SCORE	DATE		TEAM	OPP	G	SCORE	DATE
Huntington, Jimmy	SYR	CLE	3	4-5	2021-10-16	Anderson-Dolan, Jaret	ONT	SJ	3	8-5	2022-01-31
McCartney, Ben	TUC	TEX	3	4-0	2021-10-23	Sikura, Dylan	COL	SD	3	4-2	2022-02-02
Ruzicka, Adam	STK	COL	3	6-3	2021-10-30	Cotter, Paul	HSK	SJ	3	5-3	2022-02-02
Fasching, Hudson	TUC	SD	3	6-4	2021-10-30	Phillips, Matthew	STK	ABB	3	7-3	2022-02-03
Poturalski, Andrew	CHI	GR	3	6-3	2021-10-31	Dalpe, Zac	CLT	ROC	3	5-2	2022-02-04
Thompson, Tyce	UTI	SYR	3	6-3	2021-11-05	Carcone, Michael	TUC	SD	3	5-4	2022-02-05
Gambardella, Joe	UTI	TOR	3	5-2	2021-11-06	Dries, Sheldon	ABB	MB	4	8-2	2022-02-11
Schneider, Cole	MIL	IA	3	5-2	2021-11-06	Sherwood, Kiefer	COL	TUC	3	8-1	2022-02-12
Reichel, Lukas	RFD	MB	3	4-3	2021-11-07	Greer, A.J.	UTI	ROC	4	4-2	2022-02-18
Snively, Joe	HER	SPR	3	5-3	2021-11-07	Choi, IA	CHI	IA	3	5-3	2022-02-19
Senyshyn, Zach	PRO	LHV	3	6-3	2021-11-12	Dumont, Gabriel	SYR	BEL	3	6-2	2022-02-21
Maccelli, Matias	TUC	ONT	3	8-4	2021-11-12	Lucchini, Jake	BEL	SYR	3	4-1	2022-02-22
Schwindt, Cole	CLT	WBS	3	4-0	2021-11-13	Carcone, Michael	TUC	ONT	3	6-5	2022-02-26
Fagemo, Samuel	ONT	TUC	3	6-3	2021-11-13	Hallander, Filip	WBS	BRI	3	5-3	2022-02-26
Senyshyn, Zach	PRO	WBS	3	5-1	2021-11-27	Barré-Boulet, Alex	SYR	ROC	3	6-3	2022-03-02
Agozzino, Andrew	BEL	LAV	3	7-3	2021-11-27	Neal, James	SPR	HER	3	4-3	2022-03-04
Dries, Sheldon	ABB	ONT	3	5-4	2021-12-01	Leonard, John	SJ	TUC	3	6-2	2022-03-06
Froese, Byron	STK	SJ	3	10-1	2021-12-07	Drury, Jack	CHI	IA	3	5-3	2022-03-06
Gawdin, Glenn	STK	SJ	3	10-1	2021-12-07	Pelletier, Jakob	STK	SD	3	5-2	2022-03-09
Helewka, Adam	CLE	SYR	3	8-3	2021-12-08	Poulin, Sam	WBS	LAV	3	6-2	2022-03-12
Smith, CJ	CHI	TEX	3	8-4	2021-12-09	Nielsen, Tristen	ABB	MB	3	5-4	2022-03-16
Anderson, Joey	TOR	SPR	3	4-2	2021-12-10	Marody, Cooper	BAK	STK	3	5-1	2022-03-16
MacEachern, Mackenzie	SPR	HFD	3	6-4	2021-12-18	Teasdale, Joël	LAV	HFD	3	7-4	2022-03-18
Chmelevski, Sasha	SJ	HSK	3	6-3	2022-01-08	Limoges, Alex	SD	TUC	3	4-3	2022-03-23
Pirri, Brandon	RFD	MIL	3	6-2	2022-01-08	Dellandrea, Ty	TEX	MIL	3	6-5	2022-03-25
Louis, Anthony	TEX	MB	3	4-5	2022-01-08	Greer, A.J.	UTI	ROC	3	3-4	2022-03-30
Quinn, Jack	ROC	BEL	4	5-6	2022-01-15	Peterka, JJ	ROC	CLE	3	4-5	2022-04-01
Noel, Serron	CLT	TEX	3	8-3	2022-01-15	Miromanov, Daniil	HSK	RFD	3	4-1	2022-04-04
Anderson, Joey	TOR	LHV	3	4-3	2022-01-16	Rau, Kyle	IA	TUC	3	6-1	2022-04-05
Asselin, Samuel	PRO	BRI	3	6-3	2022-01-16	Barber, Riley	GR	TOR	3	7-5	2022-04-09
Shaw, Mason	IA	MB	3	4-3	2022-01-19	Frk, Martin	ONT	SD	3	5-1	2022-04-13
Cracknell, Adam	BAK	TUC	3	6-3	2022-01-19	Hudon, Charles	SYR	TOR	3	5-1	2022-04-16
Gaunce, Brendan	CLE	ROC	3	7-3	2022-01-22	McCartney, Ben	TUC	COL	3	5-6	2022-04-16
Jonsson-Fjallby, Axel	HER	HFD	3	5-0	2022-01-22	Thomas, Akil	ONT	COL	3	5-3	2022-04-20
Frk, Martin	ONT	TUC	3	7-3	2022-01-22	Bailey, Justin	ABB	SD	3	5-4	2022-04-20
Fix-Wolansky, Trey	CLE	ROC	3	7-3	2022-01-22	Sikura, Dylan	COL	ONT	3	5-1	2022-04-23
Grimaldi, Rocco	MIL	GR	3	5-2	2022-01-22	Peterka, JJ	ROC	UTI	3	8-1	2022-04-29
Walker, Nathan	SPR	LHV	3	6-2	2022-01-28	Eyssimont, Mikey	MB	ABB	3	6-0	2022-04-30
Chaffee, Mitchell	IA	SD	3	6-1	2022-01-29	Barber, Riley	GR	CLE	3	5-2	2022-04-30
Zetterlund, Fabian	UTI	ROC	3	4-2	2022-01-29						
Wilson, Scott	CLT	SYR	3	6-1	2022-01-29						

Season Total: 80





## 2021-22 TEAM & INDIVIDUAL STATISTICS

### BAKERSFIELD CONDORS

#	PLAYER	POS	GP	G	A	PTS	+/-	PIM	PP	PPA	SH	SHA	GW	FG	IG	OT	UA	EN	SOG	SOA	SOGW	SO%	SHOTS	SH%
39	Seth Griffith	RW	64	30	50	80	18	54	12	21	1	0	5	4	4	2	1	2	0	4	0	0.0	122	24.6
20	Cooper Marody	RW	52	21	34	55	12	52	7	8	0	0	2	5	3	1	3	0	0	4	0	0.0	127	16.5
27	Adam Cracknell	C	58	21	26	47	6	16	6	8	0	0	8	2	1	0	0	1	0	0	0	0.0	161	13.0
17	Brad Malone	C	52	14	25	39	10	65	8	8	0	3	1	5	1	0	0	0	0	0	0	0.0	125	11.2
11	James Hamblin	LW	64	21	14	35	20	28	1	1	2	0	1	3	4	0	1	1	1	2	0	50.0	121	17.4
8	Yanni Kaldis	D	53	7	24	31	1	28	2	15	0	0	0	2	1	0	1	0	0	0	0	0.0	95	7.4
6	Vincent Desharnais	D	66	5	22	27	36	55	0	0	0	1	1	0	0	1	0	0	0	0	0	0.0	101	5.0
50	* Raphael Lavoie	RW	56	13	13	26	8	14	1	0	0	0	3	2	2	0	0	0	1	1	0	100.0	148	8.8
5	Tim Schaller	LW	67	10	15	25	11	25	1	1	1	1	1	1	0	0	1	0	0	0	0	0.0	104	9.6
9	Luke Esposito	C	63	8	17	25	8	79	0	2	1	2	0	1	3	0	1	2	0	3	0	0.0	104	7.7
2	* Philip Broberg	D	31	4	19	23	14	18	0	10	0	1	1	2	0	0	0	0	0	0	0	0.0	62	6.5
4	* Dylan Holloway	LW	33	8	14	22	-4	16	3	9	0	0	2	1	0	0	1	0	0	2	0	0.0	83	9.6
14	Devin Brosseau	C	54	11	9	20	14	57	0	0	1	0	2	1	1	0	2	1	0	0	0	0.0	75	14.7
42	Brendan Perlini	LW	18	11	7	18	5	20	4	0	0	0	2	1	1	1	1	0	0	0	0	0.0	76	14.5
44	Dmitri Samorukov	D	51	3	15	18	16	44	0	0	0	1	1	0	1	0	0	1	0	0	0	0.0	101	3.0
19	* Dino Kambeitz	RW	53	7	8	15	6	29	1	0	0	0	1	1	0	0	0	0	0	0	0	0.0	56	12.5
23	* Michael Kesselring	D	55	2	11	13	10	45	0	0	0	0	0	0	0	0	0	0	0	0	0	0.0	87	2.3
16	Tyler Benson	LW	18	4	8	12	4	8	0	3	0	0	1	0	1	0	0	0	0	0	0	0.0	24	16.7
70	Colton Sceviour	RW	22	6	5	11	-1	21	1	3	0	0	3	2	0	0	1	0	0	0	0	0.0	69	8.7
22	* Graham McPhee	LW	33	5	6	11	5	16	0	0	0	0	1	0	0	0	0	0	0	0	0	0.0	49	10.2
25	* Philip Kemp	D	55	3	6	9	6	21	0	0	1	0	1	1	0	0	0	0	0	0	0	0.0	49	6.1
3	Markus Niemelainen	D	34	2	6	8	4	12	0	0	0	1	0	0	0	0	0	0	0	0	0	0.0	56	3.6
24	* Darien Kielb (total)	D	13	2	5	7	11	16	0	0	0	0	0	1	0	0	0	0	0	0	0	0.0	27	7.4
	LAV	D	6	0	1	1	3	10	0	0	0	0	0	0	0	0	0	0	0	0	0	0.0	9	0.0
	BAK	D	7	2	4	6	8	6	0	0	0	0	0	1	0	0	0	0	0	0	0	0.0	18	11.1
43	Filip Berglund	D	53	0	6	6	3	40	0	0	0	0	0	0	0	0	0	0	0	0	0	0.0	47	0.0
47	Matteo Gennaro	C	25	3	2	5	5	14	0	0	0	0	0	1	0	0	0	0	0	0	0	0.0	28	10.7
7	Ostap Safin	LW	27	2	3	5	-2	10	0	1	0	0	0	0	0	0	0	0	0	0	0	0.0	24	8.3
29	Ryan McLeod	C	7	1	4	5	-2	6	0	0	0	0	0	0	0	0	0	0	0	0	0	0.0	5	20.0
28	* Alex Peters	D	15	1	4	5	7	15	0	0	0	0	0	0	0	0	0	0	0	0	0	0.0	19	5.3
37	William Lagesson	D	11	0	2	2	-6	9	0	0	0	0	0	0	0	0	0	0	0	0	0	0.0	17	0.0
34	Stuart Skinner	G	35	0	2	2	0	2	0	1	0	0	0	0	0	0	0	0	0	0	0	0.0	0	0.0
29	Slater Koekoek	D	2	0	1	1	4	0	0	0	0	0	0	0	0	0	0	0	0	0	0	0.0	5	0.0
35	* Ryan Fanti	G	1	0	0	0	0	0	0	0	0	0	0	0	0	0	0	0	0	0	0	0.0	0	0.0
48	* Carter Savoie	LW	2	0	0	0	-2	2	0	0	0	0	0	0	0	0	0	0	0	0	0	0.0	3	0.0
10	* Matt McLeod	F	3	0	0	0	-2	0	0	0	0	0	0	0	0	0	0	0	0	0	0	0.0	3	0.0
15	* Noah Philp	C	3	0	0	0	0	0	0	0	0	0	0	0	0	0	0	0	0	0	0	0.0	2	0.0
29	* Brayden Watts	F	4	0	0	0	-1	0	0	0	0	0	0	0	0	0	0	0	0	0	0	0.0	3	0.0
21	* Filip Engaras	C	5	0	0	0	-1	0	0	0	0	0	0	0	0	0	0	0	0	0	0	0.0	1	0.0
32	Alex Stalock	G	5	0	0	0	0	2	0	0	0	0	0	0	0	0	0	0	0	0	0	0.0	0	0.0
46	Tim Soderlund	LW	7	0	0	0	-1	2	0	0	0	0	0	0	0	0	0	0	0	1	0	0.0	4	0.0
33	* Olivier Rodrigue	G	13	0	0	0	0	2	0	0	0	0	0	0	0	0	0	0	0	0	0	0.0	0	0.0
32	Ilya Konovalov	G	17	0	0	0	0	2	0	0	0	0	0	0	0	0	0	0	0	0	0	0.0	0	0.0
	BENCH		68	0				8															0	
	TOTALS		68	225	382	607	219	843	47	91	7	10	37	36	23	5	13	8	2	17	0	11.8	2174	10.3

#### ----- SHOOTOUTS -----

#	GOALIE	GP	MIN	W	L	OT	SO	EN	GA	GAA	SOGP	SOW	SOL	GA	ATT	SV%	SA	SVS	SV%
34	Stuart Skinner	35	2088:10	22	7	5	5	5	77	2.21	2	0	2	4	9	.556	963	886	.920
32	Ilya Konovalov	17	946:17	5	7	3	0	1	43	2.73	2	0	2	3	5	.400	402	359	.893
33	* Olivier Rodrigue	13	737:59	6	5	2	0	1	38	3.09	1	0	1	1	2	.500	333	295	.886
32	Alex Stalock	5	267:45	3	2	0	0	0	17	3.81	0	0	0	0	0	---	123	106	.862
35	* Ryan Fanti	1	60:00	1	0	0	0	0	5	5.00	0	0	0	0	0	---	41	36	.878
	Empty Net		29:11						7								7		
	Totals	68	4129:22	37	21	10	5	7	187	2.72	5	0	5	8	16	.500	1869	1682	.900







# 2021-22 TEAM & INDIVIDUAL STATISTICS

## BRIDGEPORT ISLANDERS

#	PLAYER	POS	GP	G	A	PTS	+/-	PIM	PP	PPA	SH	SHA	GW	FG	IG	OT	UA	EN	SOG	SOA	SOGW	SO%	SHOTS	SH%
25	Chris Terry	F	61	30	31	61	-3	62	10	13	0	0	5	6	2	2	1	1	1	3	0	33.3	208	14.4
12	Otto Koivula	C	56	12	35	47	1	32	3	8	0	0	1	2	1	0	0	0	0	5	0	0.0	107	11.2
15	Simon Holmstrom	RW	68	12	31	43	3	8	1	7	0	0	1	2	2	0	3	3	1	2	0	50.0	107	11.2
14	Andy Andreoff	C	60	18	24	42	-7	57	3	7	0	0	2	4	0	0	2	0	0	1	0	0.0	135	13.3
29	Arnaud Durand	LW	64	15	22	37	-3	30	2	3	0	0	3	0	2	0	2	1	0	2	0	0.0	137	10.9
11	Austin Czarnik	C	38	14	23	37	-3	8	6	10	0	0	3	1	1	1	1	1	0	1	0	0.0	97	14.4
21	Cole Bardreau	C	45	14	11	25	5	6	0	0	3	1	1	5	2	0	2	1	0	1	0	0.0	82	17.1
10	* Kyle MacLean	C	68	10	14	24	3	61	0	1	1	0	3	1	1	0	2	0	0	0	0	0.0	91	11.0
36	Jeff Kubiak	C	56	8	16	24	6	18	0	0	1	2	2	1	1	0	0	1	0	0	0	0.0	78	10.3
27	Parker Wotherspoon	D	57	3	21	24	7	127	0	2	0	0	0	0	0	0	0	0	0	0	0	0.0	130	2.3
28	Michael Dal Colle	LW	39	9	13	22	-2	8	2	1	0	0	0	0	0	0	0	1	1	4	1	25.0	79	11.4
7	Grant Hutton	D	46	9	11	20	3	12	2	0	0	0	1	3	0	0	0	0	0	0	0	0.0	84	10.7
26	Robin Salo	D	40	4	16	20	1	8	2	7	0	0	1	0	1	1	0	0	0	0	0	0.0	87	4.6
4	Mitchell Vande Sompel	D	56	2	16	18	-11	20	0	6	0	0	0	1	0	0	0	0	1	3	1	33.3	61	3.3
38	Paul Thompson	RW	32	6	8	14	-7	53	1	2	0	0	1	0	0	0	1	0	0	0	0	0.0	56	10.7
18	* Erik Brown	LW	49	6	8	14	6	28	0	0	0	0	0	0	1	0	0	0	0	0	0	0.0	56	10.7
24	* Blade Jenkins	LW	50	7	6	13	-3	9	0	0	0	0	0	0	1	0	0	0	0	1	0	0.0	49	14.3
16	Richard Panik	RW	28	7	5	12	-11	22	1	1	0	0	4	0	0	1	1	0	0	0	0	0.0	55	12.7
44	Thomas Hickey	D	29	4	8	12	14	12	0	1	0	0	0	1	0	0	0	0	0	0	0	0.0	34	11.8
8	Paul LaDue	D	60	4	8	12	6	26	0	2	0	0	0	0	1	0	0	0	0	0	0	0.0	107	3.7
34	* Collin Adams	LW	45	5	6	11	-3	8	3	1	0	0	0	1	0	0	0	0	0	2	0	0.0	39	12.8
20	Anatolii Golyshev	LW	15	5	2	7	-1	10	1	1	0	0	1	1	2	0	0	1	0	0	0	0.0	26	19.2
2	Seth Helgeson	D	69	3	4	7	0	94	0	0	0	0	0	0	0	0	0	0	0	0	0	0.0	53	5.7
37	* Felix Bibeau	C	29	2	5	7	0	27	0	0	0	0	0	0	0	0	0	0	0	0	0	0.0	34	5.9
3	* Samuel Bolduc	D	57	2	5	7	-10	16	0	0	0	0	0	1	0	0	0	0	0	0	0	0.0	51	3.9
17	* Cole Coskey	RW	25	0	5	5	-5	8	0	1	0	0	0	0	0	0	0	0	0	0	0	0.0	15	0.0
41	* Connor McCarthy	D	10	0	2	2	-4	4	0	0	0	0	0	0	0	0	0	0	0	0	0	0.0	9	0.0
33	* Reece Newkirk	C	13	0	2	2	-3	10	0	0	0	0	0	0	0	0	0	0	0	0	0	0.0	12	0.0
35	Cory Schneider	G	30	0	1	1	0	0	0	0	0	0	0	0	0	0	0	0	0	0	0	0.0	0	0.0
41	Dmytro Timashov	LW	1	0	0	0	0	0	0	0	0	0	0	0	0	0	0	0	0	0	0	0.0	2	0.0
42	* Liam Coughlin	F	2	0	0	0	-1	2	0	0	0	0	0	0	0	0	0	0	0	0	0	0.0	1	0.0
32	* Ross Olsson	F	2	0	0	0	-1	0	0	0	0	0	0	0	0	0	0	0	0	0	0	0.0	2	0.0
16	* Aatu Raty	C	2	0	0	0	-2	0	0	0	0	0	0	0	0	0	0	0	0	0	0	0.0	3	0.0
20	* Will Cullen	D	3	0	0	0	0	0	0	0	0	0	0	0	0	0	0	0	0	0	0	0.0	3	0.0
39	Ken Appleby	G	9	0	0	0	0	0	0	0	0	0	0	0	0	0	0	0	0	0	0	0.0	0	0.0
6	Mike Cornell	D	21	0	0	0	-2	22	0	0	0	0	0	0	0	0	0	0	0	0	0	0.0	24	0.0
1	Jakub Skarek	G	37	0	0	0	0	0	0	0	0	0	0	0	0	0	0	0	0	0	0	0.0	0	0.0
	BENCH		72	2			8																2	
	TOTALS		72	213	359	570	-27	816	37	74	5	3	29	30	18	5	15	10	4	25	2	16.0	2116	10.0

### ----- SHOOTOUTS -----

#	GOALIE	GP	MIN	W	L	OT	SO	EN	GA	GAA	SOGP	SOW	SOL	GA	ATT	SV%	SA	SVS	SV%
39	Ken Appleby	9	505:03	1	4	3	1	2	21	2.49	1	0	1	2	3	.333	293	272	.928
35	Cory Schneider	30	1725:04	14	11	4	1	2	78	2.71	2	0	2	3	13	.769	982	904	.921
1	Jakub Skarek	37	2110:14	16	15	4	1	3	116	3.30	3	2	1	2	11	.818	1120	1004	.896
	Empty Net		36:21						7								7		
	Totals	72	4376:42	31	30	11	3	7	222	3.04	6	2	4	7	27	.741	2402	2180	.908







## 2021-22 TEAM & INDIVIDUAL STATISTICS

### CLEVELAND MONSTERS

#	PLAYER	POS	GP	G	A	PTS	+/-	PIM	PP	PPA	SH	SHA	GW	FG	IG	OT	UA	EN	SOG	SOA	SOGW	SO%	SHOTS	SH%
23	Jake Christiansen	D	62	13	32	45	-12	33	4	11	0	3	1	3	0	0	1	0	0	0	0	0.0	177	7.3
77	* Tyler Angle	LW	71	11	26	37	-6	32	0	7	0	1	2	0	0	1	0	0	1	4	0	25.0	159	6.9
16	Tyler Sikura	C	75	15	21	36	-3	45	2	4	1	1	6	1	0	2	1	0	0	3	0	0.0	135	11.1
20	Justin Scott	C	76	16	18	34	-11	89	1	4	1	2	0	4	2	0	2	1	2	6	0	33.3	153	10.5
64	Trey Fix-Wolansky	RW	53	15	18	33	-8	59	2	5	0	0	3	2	0	2	3	1	0	3	0	0.0	162	9.3
10	Brendan Gaunce	C	39	16	12	28	-8	28	4	5	1	0	2	3	0	0	1	0	0	3	0	0.0	118	13.6
17	Carson Meyer	RW	57	16	11	27	-15	63	2	5	3	0	2	0	0	0	1	0	0	0	0	0.0	130	12.3
82	Kevin Stenlund	C	42	8	17	25	-12	20	5	7	0	0	1	0	1	0	0	0	1	3	1	33.3	77	10.4
12	Cole Cassels	C	70	6	19	25	-14	56	2	6	0	1	0	2	1	0	2	0	0	2	0	0.0	82	7.3
26	Thomas Schemitsch	D	71	6	17	23	-6	46	0	3	0	0	2	1	1	1	1	1	0	1	0	0.0	103	5.8
50	Robbie Payne (total)	C	39	9	12	21	-1	8	4	2	0	1	1	1	1	0	0	0	1	2	1	50.0	87	10.3
	SPR	C	3	0	0	0	-3	0	0	0	0	0	0	0	0	0	0	0	0	0	0	0.0	0	0.0
	CLE	C	36	9	12	21	2	8	4	2	0	1	1	1	1	0	0	0	1	2	1	0.5	87	10.3
42	* Cole Fonstad	LW	45	9	11	20	-12	8	5	6	0	0	1	1	0	0	0	0	0	1	0	0.0	79	11.4
19	Liam Foudy	C	29	7	12	19	4	6	0	4	1	0	1	1	0	1	1	0	0	1	0	0.0	78	9.0
27	* Tristan Mullin	LW	53	7	12	19	4	50	0	1	1	1	0	2	0	0	0	1	0	0	0	0.0	65	10.8
14	Adam Helewka	LW	37	6	11	17	-1	12	0	3	0	0	0	0	0	0	0	0	0	3	0	0.0	83	7.2
18	Dillon Simpson	D	67	6	10	16	-5	18	1	2	0	1	2	1	1	1	1	1	0	0	0	0.0	85	7.1
34	* Cole Clayton	D	55	2	14	16	-13	30	2	3	0	0	0	0	0	0	0	0	0	1	0	0.0	72	2.8
22	* Tim Berni	D	72	3	12	15	-14	44	0	1	0	0	0	1	1	0	0	0	0	0	0	0.0	77	3.9
21	* Josh Dunne	C	29	6	5	11	-6	39	4	2	0	0	0	1	0	0	0	0	0	0	0	0.0	51	11.8
6	* Billy Sweezy	D	70	4	7	11	-3	114	0	0	0	1	1	1	1	0	1	0	0	0	0	0.0	64	6.3
25	* Jake Gaudet	C	40	3	7	10	-3	10	0	0	1	0	0	0	0	0	0	0	0	1	0	0.0	59	5.1
7	* Owen Sillinger	C	17	3	6	9	-7	4	2	1	0	0	0	1	1	0	0	0	0	1	0	0.0	26	11.5
13	* Roman Ahcan	LW	24	3	4	7	-8	16	0	1	0	0	1	0	0	0	0	0	0	1	0	0.0	35	8.6
4	Scott Harrington	D	50	3	4	7	-25	15	0	0	0	0	0	0	0	0	0	0	0	0	0	0.0	69	4.3
13	Justin Danforth	RW	8	2	3	5	-6	0	1	2	0	0	0	0	0	0	0	0	0	0	2	0.0	16	12.5
44	Brett Gallant	LW	53	4	0	4	-16	98	0	0	0	0	0	2	0	0	1	0	0	1	0	0.0	29	13.8
29	* Zach Jordan	RW	19	2	1	3	-6	12	0	0	0	0	0	0	0	0	0	0	0	0	0	0.0	28	7.1
7	Gavin Bayreuther	D	5	0	3	3	4	20	0	0	0	1	0	0	0	0	0	0	0	0	0	0.0	17	0.0
52	Emil Bemstrom	RW	4	2	0	2	-3	2	1	0	0	0	0	0	0	0	0	0	0	0	0	0.0	12	16.7
53	Gabriel Carlsson	D	2	0	2	2	1	0	0	0	0	0	0	0	0	0	0	0	0	0	0	0.0	2	0.0
59	* Yegor Chinakhov	RW	1	1	0	1	0	0	0	0	0	0	0	0	0	0	0	0	0	0	0	0.0	1	100.0
37	Jake Slaker	C	13	1	0	1	-6	2	1	0	0	0	0	1	0	0	0	0	0	0	0	0.0	15	6.7
11	* Giovanni Vallati	D	3	0	1	1	-3	0	0	0	0	0	0	0	0	0	0	0	0	0	0	0.0	1	0.0
3	* Olivier LeBlanc	D	16	0	1	1	-1	4	0	0	0	0	0	0	0	0	0	0	0	0	0	0.0	10	0.0
31	* Jet Greaves	G	29	0	1	1	0	0	0	0	0	0	0	0	0	0	0	0	0	0	0	0.0	0	0.0
36	Brandon Hawkins	RW	1	0	0	0	-1	0	0	0	0	0	0	0	0	0	0	0	0	0	0	0.0	1	0.0
36	* Dallas Gerads	LW	2	0	0	0	0	5	0	0	0	0	0	0	0	0	0	0	0	0	0	0.0	1	0.0
40	* Linden Marshall	G	3	0	0	0	0	0	0	0	0	0	0	0	0	0	0	0	0	0	0	0.0	0	0.0
40	* Daniil Tarasov	G	11	0	0	0	0	0	0	0	0	0	0	0	0	0	0	0	0	0	0	0.0	0	0.0
35	Jean-Francois Berube	G	19	0	0	0	0	0	0	0	0	0	0	0	0	0	0	0	0	0	0	0.0	0	0.0
33	Cam Johnson	G	20	0	0	0	0	2	0	0	0	0	0	0	0	0	0	0	0	0	0	0.0	0	0.0
	BENCH		76	2			12																2	
	TOTALS		76	207	330	535	-213	1002	43	85	9	13	26	29	11	8	16	5	5	39	2	12.8	2361	8.7

----- SHOOTOUTS -----																			
#	GOALIE	GP	MIN	W	L	OT	SO	EN	GA	GAA	SOGP	SOW	SOL	GA	ATT	SV%	SA	SVS	SV%
40	* Linden Marshall	3	139:59	1	1	0	1	0	6	2.57	0	0	0	0	0	---	79	73	.924
31	* Jet Greaves	29	1586:28	12	12	2	1	5	75	2.84	2	1	1	2	8	.750	793	718	.905
40	* Daniil Tarasov	11	667:38	5	3	3	0	2	34	3.06	1	0	1	1	3	.667	318	284	.893
33	Cam Johnson	20	1119:40	6	9	3	0	5	61	3.27	1	0	1	2	12	.833	519	458	.882
35	Jean-Francois Berube	19	1069:19	4	10	5	1	4	65	3.65	3	1	2	3	15	.800	539	474	.879
	Empty Net		51:37						16								16		
	Totals	76	4634:41	28	35	13	3	16	257	3.33	7	2	5	8	38	.789	2264	2007	.886



# 2021-22 TEAM & INDIVIDUAL STATISTICS

## COLORADO EAGLES

#	PLAYER	POS	GP	G	A	PTS	+/-	PIM	PP	PPA	SH	SHA	GW	FG	IG	OT	UA	EN	SOG	SOA	SOGW	SO%	SHOTS	SH%
44	Kiefer Sherwood	RW	57	36	39	75	24	34	13	13	0	1	6	1	5	1	3	2	1	6	1	16.7	240	15.0
9	Dylan Sikura	RW	60	33	40	73	15	16	11	21	1	0	4	8	3	0	0	2	1	4	0	25.0	185	17.8
79	Jordan Gross	D	61	10	55	65	20	44	3	26	0	0	2	2	0	0	0	0	2	4	0	50.0	190	5.3
57	Mikhail Maltsev	LW	56	17	31	48	7	38	6	9	0	0	2	1	1	0	2	0	1	4	1	25.0	167	10.2
21	Jayson Megna	C	38	13	20	33	11	18	2	8	1	0	2	2	2	1	0	0	2	2	2	100.0	91	14.3
61	Martin Kaut	RW	46	19	12	31	2	26	7	5	1	0	3	2	2	0	2	2	2	4	1	50.0	138	13.8
68	Callahan Burke	RW	57	12	14	26	4	17	0	2	2	1	0	1	1	0	0	1	0	0	0	0.0	132	9.1
93	Jean-Luc Foudy	C	65	9	17	26	-3	28	1	3	0	0	2	2	1	0	1	0	0	0	0	0.0	93	9.7
65	Rob Hamilton	D	45	6	20	26	4	8	3	10	0	0	1	1	0	0	0	0	0	0	0	0.0	56	10.7
16	Jacob MacDonald	D	33	10	15	25	18	30	5	6	0	0	2	2	2	0	0	0	0	0	0	0.0	102	9.8
13	Ryan Wagner	LW	50	10	14	24	14	16	0	0	1	2	1	3	0	0	0	0	0	0	0	0.0	77	13.0
48	Dennis Gilbert	D	52	6	17	23	1	41	0	0	0	2	1	1	0	0	1	0	0	0	0	0.0	54	11.1
63	Andreas Wingerli	LW	64	10	12	22	7	28	0	0	1	0	1	1	0	0	1	0	0	0	0	0.0	90	11.1
20	* Justin Barron	D	43	5	15	20	10	8	1	2	0	0	2	0	0	0	1	0	0	0	0	0.0	59	8.5
10	Roland McKeown	D	61	3	17	20	22	49	0	1	0	0	0	1	0	0	0	0	0	0	0	0.0	88	3.4
75	* Sampo Ranta	LW	38	7	7	14	5	27	0	0	0	0	0	3	1	0	0	0	0	2	0	0.0	71	9.9
41	Gabriel Fontaine	LW	39	3	10	13	4	18	0	0	0	1	1	0	0	0	0	0	0	0	0	0.0	55	5.5
74	* Alex Beaucage	RW	40	4	8	12	9	22	1	2	0	0	0	1	0	0	1	0	0	0	0	0.0	74	5.4
88	Andreas Englund	D	57	2	10	12	1	103	0	0	0	1	0	1	1	0	1	1	0	0	0	0.0	48	4.2
73	Dalton Smith	LW	52	5	6	11	-3	59	0	0	0	0	0	0	0	0	0	0	0	0	0	0.0	53	9.4
18	* Alex Newhook	C	10	4	7	11	-1	2	2	3	1	0	2	0	0	0	0	0	0	0	0	0.0	30	13.3
67	Keaton Middleton	D	49	2	9	11	10	76	0	0	0	1	0	0	1	0	0	0	0	0	0	0.0	80	2.5
22	Stefan Matteau	LW	20	3	7	10	3	32	1	1	0	0	1	0	2	1	0	0	0	0	0	0.0	31	9.7
15	Shane Bowers	RW	37	6	3	9	-8	12	2	0	0	0	1	1	0	0	0	0	0	0	0	0.0	65	9.2
70	Nick Henry	RW	28	2	4	6	3	14	0	2	0	0	0	0	0	0	0	0	0	0	0	0.0	32	6.3
54	* Trey Bradley	F	10	0	4	4	0	2	0	0	0	0	0	0	0	0	0	0	0	0	0	0.0	6	0.0
45	* Charle-Edouard D'Astous	D	6	1	0	1	1	14	0	0	0	0	0	0	0	0	0	0	0	0	0	0.0	6	16.7
84	* Nate Clurman	D	7	1	0	1	1	2	0	0	0	0	0	0	0	0	0	0	0	0	0	0.0	6	16.7
53	* Tarun Fizer	RW	1	0	0	0	0	0	0	0	0	0	0	0	0	0	0	0	0	0	0	0.0	0	0.0
14	Bowen Byram	D	2	0	0	0	1	2	0	0	0	0	0	0	0	0	0	0	0	0	0	0.0	1	0.0
42	* Peyton Jones	G	2	0	0	0	0	0	0	0	0	0	0	0	0	0	0	0	0	0	0	0.0	0	0.0
5	* Wyatt Aamodt	D	3	0	0	0	0	0	0	0	0	0	0	0	0	0	0	0	0	0	0	0.0	1	0.0
39	Pavel Francouz	G	4	0	0	0	0	0	0	0	0	0	0	0	0	0	0	0	0	0	0	0.0	0	0.0
58	* Matthew Boucher	LW	5	0	0	0	-2	7	0	0	0	0	0	0	0	0	0	0	0	0	0	0.0	8	0.0
50	* Trent Miner	G	5	0	0	0	0	0	0	0	0	0	0	0	0	0	0	0	0	0	0	0.0	0	0.0
8	* Luke Martin	D	6	0	0	0	0	2	0	0	0	0	0	0	0	0	0	0	0	0	0	0.0	9	0.0
38	* Luka Burzan	LW	10	0	0	0	0	0	0	0	0	0	0	0	0	0	0	0	0	0	0	0.0	4	0.0
64	* Ben Tardif	LW	15	0	0	0	-4	4	0	0	0	0	0	0	0	0	0	0	0	0	0	0.0	7	0.0
32	Hunter Miska	G	17	0	0	0	0	0	0	0	0	0	0	0	0	0	0	0	0	0	0	0.0	0	0.0
60	* Justus Annunen	G	48	0	0	0	0	0	0	0	0	0	0	0	0	0	0	0	0	0	0	0.0	0	0.0
	BENCH		68	5				16															5	
	TOTALS		68	244	413	652	176	815	58	114	8	9	34	34	22	3	13	8	9	26	5	34.6	2354	10.2

### ----- SHOOTOUTS -----

#	GOALIE	GP	MIN	W	L	OT	SO	EN	GA	GAA	SOGP	SOW	SOL	GA	ATT	SV%	SA	SVS	SV%
39	Pavel Francouz	4	237:26	3	1	0	1	1	6	1.52	0	0	0	0	0	---	109	103	.945
50	* Trent Miner	5	273:41	2	3	0	0	0	12	2.63	0	0	0	0	0	---	119	107	.899
42	* Peyton Jones	2	64:03	0	0	1	0	0	3	2.81	0	0	0	0	0	---	36	33	.917
60	* Justus Annunen	48	2693:15	24	13	6	2	5	135	3.01	7	4	3	6	24	.750	1266	1131	.893
32	Hunter Miska	17	829:10	10	5	0	1	0	42	3.04	1	1	0	0	3	1.000	377	335	.889
	Empty Net		38:58						6								6		
	Totals	68	4136:33	39	22	7	4	6	204	2.96	8	5	3	6	27	.778	1913	1709	.893



2021-22 TEAM & INDIVIDUAL STATISTICS

GRAND RAPIDS GRIFFINS

#	PLAYER	POS	GP	G	A	PTS	+/-	PIM	PP	PPA	SH	SHA	GW	FG	IG	OT	UA	EN	SOG	SOA	SOGW	SO%	SHOTS	SH%
48	* Jonatan Berggren	LW	70	21	43	64	-18	24	6	15	0	0	7	0	1	3	3	1	0	3	0	0.0	167	12.6
11	Riley Barber	RW	49	28	25	53	-14	24	15	5	0	0	5	0	2	1	0	2	0	2	0	0.0	184	15.2
17	Taro Hirose	LW	59	15	38	53	-8	12	2	18	0	0	1	4	2	0	2	2	1	3	0	33.3	122	12.3
15	Turner Elson	LW	73	21	24	45	1	30	4	5	1	1	5	4	2	3	2	1	1	1	0	100.0	166	12.7
51	Kyle Crisculo	C	57	15	24	39	-15	18	2	8	0	0	1	4	2	0	1	1	1	1	0	100.0	147	10.2
32	Tyler Spezia	C	74	13	22	35	4	24	0	3	1	0	1	4	2	0	0	0	0	2	0	0.0	117	11.1
65	Dominik Shine	RW	71	17	15	32	2	141	3	1	3	0	1	2	2	0	2	0	0	1	0	0.0	122	13.9
6	Ryan Murphy	D	53	11	18	29	-7	30	5	9	0	0	0	3	1	0	1	0	1	1	1	100.0	95	11.6
3	* Jared McIsaac	D	70	5	19	24	-11	34	2	5	0	0	0	1	0	0	0	0	0	1	0	0.0	123	4.1
22	Chase Pearson	C	50	7	11	18	-17	18	2	4	0	0	1	3	1	0	0	1	0	0	0	0.0	81	8.6
21	Dennis Yan	LW	56	8	8	16	-8	41	0	1	0	0	2	1	1	0	0	0	0	1	0	0.0	103	7.8
18	Brian Lashoff	D	67	5	11	16	0	30	0	4	1	0	1	1	1	1	0	1	0	0	0	0.0	70	7.1
71	Jon Martin	RW	60	4	12	16	-1	51	0	2	0	0	1	1	1	0	0	0	0	0	0	0.0	83	4.8
20	Dan Renouf	D	63	3	11	14	14	53	0	0	0	0	0	0	0	0	1	0	0	0	0	0.0	82	3.7
55	Josh Dickinson	C	48	6	7	13	4	20	1	1	0	1	2	0	1	0	0	0	1	1	1	100.0	61	9.8
14	Jan Drozg (total)	RW	38	4	7	11	-8	12	0	1	0	0	0	0	0	0	0	0	0	0	0	0.0	37	10.8
	WBS	RW	23	4	6	10	0	8	0	1	0	0	0	0	0	0	0	0	0	0	0	0.0	24	16.7
	GR	RW	15	0	1	1	-8	4	0	0	0	0	0	0	0	0	0	0	0	0	0	0.0	13	0.0
90	Joe Veleno	C	11	6	4	10	-2	4	3	2	1	1	1	2	1	0	1	0	0	1	0	0.0	33	18.2
40	* Wyatt Newpower	D	55	3	7	10	0	54	0	0	0	0	0	0	1	0	0	2	0	0	0	0.0	53	5.7
25	* Brett McKenzie	LW	44	4	5	9	-3	16	0	0	0	0	0	0	0	0	0	0	0	1	0	0.0	28	14.3
28	Luke Witkowski	D	44	3	4	7	6	62	0	0	0	0	1	0	0	0	0	0	0	0	0	0.0	37	8.1
37	Donovan Sebrango	D	65	1	6	7	-7	23	0	0	0	0	1	0	0	0	0	0	0	0	0	0.0	53	1.9
14	Matt Berry	RW	19	2	4	6	1	10	0	0	0	0	0	0	0	0	0	0	0	0	0	0.0	27	7.4
27	* Seth Barton	D	20	1	5	6	-7	4	0	4	0	0	0	0	0	0	0	0	0	1	0	0.0	19	5.3
16	Butrus Ghafari (total)	D	22	1	4	5	3	21	0	0	0	0	0	0	0	0	0	0	0	0	0	0.0	20	5.0
	ROC	D	3	0	1	1	3	0	0	0	0	0	0	0	0	0	0	0	0	0	0	0.0	2	0.0
	GR	D	19	1	3	4	0	21	0	0	0	0	0	0	0	0	0	0	0	0	0	0.0	18	5.6
5	* Samuel Dove-McFalls	C	11	1	3	4	0	9	0	0	0	0	0	0	0	0	0	0	0	1	0	0.0	15	6.7
26	* Drew Worrad	C	11	1	3	4	-1	4	1	2	0	0	0	1	0	0	0	0	0	1	0	0.0	12	8.3
31	Calvin Pickard	G	43	0	4	4	0	2	0	1	0	0	0	0	0	0	0	0	0	0	0	0.0	0	0.0
38	Hayden Verbeek	LW	21	2	1	3	2	6	0	0	0	0	0	0	0	0	0	0	0	0	0	0.0	13	15.4
23	* Max Humitz	LW	11	1	2	3	1	0	0	0	0	0	0	0	0	0	0	0	0	0	0	0.0	10	10.0
9	* Patrick Curry	LW	29	1	2	3	-8	13	0	0	0	0	0	0	0	0	0	0	0	0	0	0.0	23	4.3
79	* Kirill Tyutyayev	LW	9	0	3	3	1	4	0	0	0	0	0	0	0	0	0	0	0	0	0	0.0	7	0.0
26	Erik Bradford	C	16	0	3	3	2	6	0	1	0	0	0	0	0	0	0	0	0	0	0	0.0	12	0.0
12	Alexis D'Amour (total)	RW	7	1	1	2	1	2	1	0	0	0	0	0	0	0	0	1	0	0	0	0.0	8	12.5
	BEL	RW	2	0	0	0	0	0	0	0	0	0	0	0	0	0	0	0	0	0	0	0.0	5	0.0
	PRO	RW	1	1	0	1	1	0	0	0	0	0	0	1	0	0	0	0	0	0	0	0.0	2	50.0
	LHV	RW	6	0	0	0	0	0	0	0	0	0	0	0	0	0	0	0	0	0	0	0.0	2	0.0
	GR	RW	7	1	1	2	1	2	1	0	0	0	0	0	0	0	0	1	0	0	0	0.0	8	12.5
16	* Gordi Myer	D	8	0	2	2	1	0	0	0	0	0	0	0	0	0	0	0	0	0	0	0.0	2	0.0
41	Blake Hillman	D	10	0	2	2	-2	2	0	0	0	0	0	0	0	0	0	0	0	0	0	0.0	11	0.0
55	* D.J. King	D	2	0	1	1	0	0	0	0	0	0	0	0	0	0	0	0	0	0	0	0.0	1	0.0
54	Gemel Smith	C	3	0	1	1	1	8	0	0	0	0	0	0	0	0	0	0	0	0	0	0.0	2	0.0
1	* Victor Brattstrom	G	32	0	1	1	0	2	0	0	0	0	0	0	0	0	0	0	0	0	0	0.0	0	0.0
42	Randy Gazzola	D	2	0	0	0	-1	0	0	0	0	0	0	0	0	0	0	0	0	0	0	0.0	0	0.0
81	Justin Abdelkader	LW	3	0	0	0	-3	2	0	0	0	0	0	0	0	0	0	0	0	0	0	0.0	4	0.0
47	* Trenton Bliss	LW	3	0	0	0	0	2	0	0	0	0	0	0	0	0	0	0	0	0	0	0.0	2	0.0
36	* Kaden Fulcher	G	4	0	0	0	0	0	0	0	0	0	0	0	0	0	0	0	0	0	0	0.0	0	0.0
	BENCH		76	2				18															2	
	TOTALS		76	209	356	563	-100	828	47	91	7	3	31	31	20	8	13	12	5	22	2	22.7	2128	9.7

----- SHOOTOUTS -----

#	GOALIE	GP	MIN	W	L	OT	SO	EN	GA	GAA	SOGP	SOW	SOL	GA	ATT	SV%	SA	SVS	SV%
31	Calvin Pickard	43	2534:30	21	16	5	1	6	109	2.58	2	1	1	3	6	.500	1330	1221	.918
1	* Victor Brattstrom	32	1808:08	11	16	3	1	7	100	3.32	2	1	1	2	15	.867	943	843	.894
36	* Kaden Fulcher	4	216:58	1	3	0	0	0	16	4.42	0	0	0	0	0	---	104	88	.846
	Empty Net		42:15						13								13		
	Totals	76	4601:51	33	35	8	2	13	238	3.10	4	2	2	5	21	.762	2390	2152	.900





**2021-22 TEAM & INDIVIDUAL STATISTICS**

**HENDERSON SILVER KNIGHTS**

#	PLAYER	POS	GP	G	A	PTS	+/-	PIM	PP	PPA	SH	SHA	GW	FG	IG	OT	UA	EN	SOG	SOA	SOGW	SO%	SHOTS	SH%
16	Pavel Dorofeyev	C	63	27	25	52	9	34	5	8	0	0	4	4	2	0	3	0	3	5	1	60.0	187	14.4
64	Ben Jones	C	66	25	16	41	8	74	3	7	2	0	4	2	3	1	3	3	0	0	0	0.0	145	17.2
42	* Daniil Miromanov	D	53	11	29	40	11	30	4	12	0	0	1	4	2	0	0	0	0	1	0	0.0	142	7.7
43	Paul Cotter	RW	59	19	15	34	0	62	6	7	0	0	2	3	2	0	2	1	1	2	1	50.0	162	11.7
47	Sven Baertschi	LW	44	15	13	28	-14	6	6	7	0	0	3	2	2	1	0	0	0	1	0	0.0	89	16.9
96	Alan Quine	C	39	6	22	28	1	8	2	8	0	0	0	2	1	0	1	0	0	1	0	0.0	46	13.0
15	Jake Leschyshyn	C	34	14	13	27	10	24	6	4	0	1	2	2	3	0	0	0	0	0	0	0.0	70	20.0
46	Jonas Rindbjerg	RW	39	14	13	27	8	4	3	5	1	0	2	1	0	1	1	0	0	2	0	0.0	78	17.9
72	Gage Quinney	LW	38	12	11	23	1	8	3	4	0	0	3	2	2	0	1	0	1	3	1	33.3	87	13.8
79	* Colt Conrad	C	44	7	15	22	5	14	1	2	0	1	2	2	0	2	0	0	0	0	0	0.0	39	17.9
49	* Peter DiLiberatore	D	53	3	17	20	1	54	0	5	0	0	0	1	0	0	0	0	0	1	0	0.0	92	3.3
77	* Maxim Marushev	C	54	6	13	19	0	22	0	1	2	0	1	1	0	0	1	0	0	0	0	0.0	87	6.9
51	Derrick Pouliot	D	42	2	17	19	-1	36	0	6	0	0	0	1	0	0	0	0	0	0	0	0.0	63	3.2
8	Jack Dugan	LW	35	6	12	18	-8	21	5	6	0	0	0	3	0	1	1	0	1	0	0	0.0	47	12.8
54	Jermaine Loewen	RW	44	6	8	14	15	84	0	0	0	0	2	0	0	0	0	0	0	0	0	0.0	56	10.7
6	* Kaedan Korczak	D	47	2	12	14	-1	28	1	1	0	0	1	1	0	0	0	0	0	0	0	0.0	55	3.6
57	* Mason Primeau	C	52	3	8	11	-7	49	0	2	0	0	2	2	0	0	0	0	0	0	0	0.0	29	10.3
22	Ian McCoshen	D	60	2	9	11	1	60	0	0	0	0	0	0	1	0	0	0	0	0	0	0.0	63	3.2
94	Brayden Pachal	D	65	2	9	11	-4	90	1	1	0	0	0	0	0	0	1	1	0	0	0	0.0	82	2.4
37	Reid Duke	C	45	6	4	10	0	39	1	0	0	0	1	1	0	0	2	0	0	0	0	0.0	75	8.0
25	Lucas Elvenes	C	20	2	8	10	-2	4	1	5	0	0	0	1	0	0	0	0	0	0	0	0.0	17	11.8
65	Zack Hayes	D	54	2	8	10	10	66	0	1	0	0	0	1	0	0	0	0	0	0	0	0.0	42	4.8
24	* Brendan Brisson	F	7	3	5	8	0	4	2	1	0	0	0	1	1	0	0	0	0	1	0	0.0	12	25.0
85	* Connor Corcoran	D	12	5	2	7	0	8	3	2	0	0	1	2	0	0	0	0	0	0	0	0.0	25	20.0
44	Layton Ahac	D	32	0	6	6	-2	8	0	2	0	0	0	0	0	0	0	0	0	0	0	0.0	34	0.0
74	* Lynden McCallum	F	20	1	4	5	-7	8	0	2	0	0	0	0	0	0	0	0	0	0	0	0.0	12	8.3
18	* Peyton Krebs	LW	2	0	5	5	1	4	0	3	0	0	0	0	0	0	0	0	0	1	1	100.0	2	0.0
18	Matt Boudens	C	30	0	5	5	-3	45	0	0	0	0	0	0	0	0	0	0	0	0	0	0.0	18	0.0
86	Ben Thomson	LW	15	2	1	3	-5	18	0	0	0	0	0	0	0	0	0	0	0	0	0	0.0	12	16.7
78	* Daniel D'Amato	F	5	1	2	3	1	4	0	0	0	0	0	1	0	0	0	0	0	0	0	0.0	3	33.3
24	Adam Brooks	C	5	0	3	3	0	0	0	0	0	0	0	0	0	0	0	0	0	0	0	0.0	5	0.0
83	Brandon Hickey	D	13	0	2	2	1	8	0	0	0	0	0	0	0	0	0	0	0	0	0	0.0	9	0.0
25	* Connor Ford	F	11	1	0	1	-3	0	1	0	0	0	0	0	0	0	0	0	0	0	0	0.0	15	6.7
78	* Brandon Kruse	F	3	0	1	1	1	2	0	0	0	0	0	0	0	0	0	0	0	0	0	0.0	2	0.0
53	Tariq Hammond	D	4	0	1	1	1	4	0	0	0	0	0	0	0	0	0	0	0	0	0	0.0	2	0.0
30	* Jiri Patera	G	22	0	1	1	0	0	0	0	0	0	0	0	0	0	0	0	0	0	0	0.0	0	0.0
11	Ivan Morozov	F	1	0	0	0	2	0	0	0	0	0	0	0	0	0	0	0	0	0	0	0.0	1	0.0
24	Calder Brooks	F	3	0	0	0	-1	0	0	0	0	0	0	0	0	0	0	0	0	0	0	0.0	2	0.0
53	* Tyler Busch	C	4	0	0	0	-1	6	0	0	0	0	0	0	0	0	0	0	0	0	0	0.0	3	0.0
40	* Dillon Kelley	G	4	0	0	0	0	2	0	0	0	0	0	0	0	0	0	0	0	0	0	0.0	0	0.0
78	Blake Siebenaler	D	4	0	0	0	0	2	0	0	0	0	0	0	0	0	0	0	0	0	0	0.0	2	0.0
31	* Isaiah Saville	G	8	0	0	0	0	2	0	0	0	0	0	0	0	0	0	0	0	0	0	0.0	0	0.0
1	* Dylan Ferguson	G	13	0	0	0	0	0	0	0	0	0	0	0	0	0	0	0	0	0	0	0.0	0	0.0
36	Logan Thompson	G	26	0	0	0	0	0	0	0	0	0	0	0	0	0	0	0	0	0	0	0.0	0	0.0
	BENCH		68	4				24															4	
	TOTALS		68	209	335	540	28	966	54	102	5	2	31	36	23	5	16	6	6	19	4	31.6	1916	10.7

----- SHOOTOUTS -----

#	GOALIE	GP	MIN	W	L	OT	SO	EN	GA	GAA	SOGP	SOW	SOL	GA	ATT	SV%	SA	SVS	SV%
31	* Isaiah Saville	8	438:26	6	1	0	0	1	15	2.05	0	0	0	0	0	---	210	195	.929
30	* Jiri Patera	22	1306:19	10	11	1	1	6	60	2.76	2	2	0	1	10	.900	664	604	.910
36	Logan Thompson	26	1491:54	13	9	4	2	1	69	2.77	2	1	1	2	7	.714	863	794	.920
1	* Dylan Ferguson	13	640:52	5	4	0	1	3	31	2.90	0	0	0	0	0	---	332	301	.907
40	* Dillon Kelley	4	223:10	1	3	0	0	1	15	4.03	1	1	0	0	3	1.000	108	93	.861
	Empty Net		28:22						12								12		
	Totals	68	4129:03	35	28	5	4	12	202	2.94	5	4	1	3	20	.850	2189	1987	.908





## 2021-22 TEAM & INDIVIDUAL STATISTICS

### HERSHEY BEARS

#	PLAYER	POS	GP	G	A	PTS	+/-	PIM	PP	PPA	SH	SHA	GW	FG	IG	OT	UA	EN	SOG	SOA	SOGW	SO%	SHOTS	SH%
19	Mike Vecchione	C	59	16	28	44	-5	37	6	14	0	0	3	5	3	1	0	1	0	3	0	0.0	123	13.0
18	Garrett Pilon	C	60	17	25	42	2	30	6	4	0	0	1	1	0	0	0	0	3	0	0	0.0	145	11.7
21	Joe Snively	LW	35	15	23	38	22	18	4	8	3	1	3	2	2	1	5	2	1	3	1	33.3	102	14.7
4	Cody Franson	D	62	9	26	35	-14	14	5	13	0	0	1	1	0	0	0	0	0	0	0	0.0	112	8.0
14	Axel Jonsson-Fjallby	LW	44	16	18	34	-2	8	4	5	1	1	4	5	1	2	3	0	1	3	0	33.3	108	14.8
10	Shane Gersich	LW	71	14	20	34	4	60	1	1	2	0	3	4	0	1	1	0	0	0	0	0.0	152	9.2
11	Mason Morelli	RW	68	12	21	33	8	56	2	1	0	0	2	0	1	2	0	0	0	0	0	0.0	153	7.8
5	Lucas Johansen	D	62	8	20	28	20	18	1	5	0	2	1	2	2	1	0	0	0	2	0	0.0	74	10.8
40	* Aliaksei Protas	C	42	8	16	24	-3	10	2	5	0	0	2	2	0	0	0	0	0	1	0	0.0	80	10.0
37	Bobby Nardella	D	44	6	17	23	-4	18	2	8	0	0	0	1	1	0	0	0	0	0	0	0.0	91	6.6
17	Mike Sgarbossa	C	30	10	11	21	-8	10	3	6	0	0	0	2	3	0	1	1	1	2	0	50.0	74	13.5
36	Kody Clark	RW	63	8	11	19	1	53	1	0	1	0	4	2	0	1	1	0	0	0	0	0.0	112	7.1
27	Alex Alexeyev	D	68	1	18	19	6	51	0	7	0	0	0	0	0	0	0	0	0	0	0	0.0	80	1.3
28	Brian Pinho	RW	27	8	9	17	-2	6	1	1	2	1	1	0	2	0	0	1	0	1	0	0.0	69	11.6
26	Matt Moulson	LW	24	5	12	17	-3	10	2	8	0	0	1	0	1	0	0	0	0	1	0	0.0	50	10.0
13	Beck Malenstyn	LW	65	10	6	16	-8	20	0	0	1	0	3	2	1	0	2	1	0	0	0	0.0	103	9.7
23	Brett Leason	RW	31	6	7	13	0	14	2	1	0	0	1	1	1	1	0	0	0	0	0	0.0	84	7.1
33	Tobias Geisser	D	68	3	10	13	8	20	0	0	0	1	0	1	0	0	0	0	0	0	0	0.0	83	3.6
12	Ryan Dmowski	LW	23	7	3	10	-3	7	2	1	0	0	0	0	1	0	0	0	0	0	0	0.0	58	12.1
25	* Marcus Vela	C	42	6	4	10	-4	34	0	0	0	0	2	2	0	0	0	0	0	0	0	0.0	51	11.8
42	Dylan McIlrath	D	74	4	6	10	4	99	0	0	0	0	0	1	0	0	1	0	0	0	0	0.0	100	4.0
20	Drake Rymsha	C	49	1	8	9	-9	60	0	0	0	1	0	1	0	0	0	0	0	0	0	0.0	72	1.4
24	Riley Sutter	C	39	2	6	8	-1	18	0	0	0	1	0	1	0	0	1	0	0	0	0	0.0	31	6.5
6	Michal Kempny	D	24	0	7	7	-3	32	0	1	0	0	0	0	0	0	0	0	0	0	0	0.0	47	0.0
22	Kale Kessy	LW	51	4	1	5	-14	84	0	0	0	0	0	1	0	0	0	1	0	0	0	0.0	38	10.5
34	Eddie Wittchow	RW	48	1	4	5	-15	61	0	0	0	0	0	0	0	0	0	0	0	0	0	0.0	67	1.5
7	Macoy Erkamps	D	11	0	4	4	6	4	0	0	0	0	0	0	0	0	0	0	0	0	0	0.0	4	0.0
2	Jake Massie	D	34	2	1	3	-8	16	1	1	0	0	0	0	0	0	0	0	0	0	0	0.0	43	4.7
15	* Christopher Brown	RW	25	1	1	2	2	6	0	1	0	0	1	0	0	0	0	0	0	0	0	0.0	28	3.6
12	* Ethen Frank	RW	5	1	0	2	-1	0	1	0	0	0	0	0	0	0	0	0	0	0	0	0.0	8	12.5
29	Colby McAuley	RW	5	0	1	1	0	6	0	0	0	0	0	0	0	0	0	0	0	0	0	0.0	5	0.0
32	Tariq Hammond (total)	D	8	0	1	1	-2	4	0	0	0	0	0	0	0	0	0	0	0	0	0	0.0	3	0.0
	HSK	D	4	0	1	1	1	4	0	0	0	0	0	0	0	0	0	0	0	0	0	0.0	2	0.0
	HER	D	4	0	0	0	-3	0	0	0	0	0	0	0	0	0	0	0	0	0	0	0.0	1	0.0
35	Zach Fucale	G	31	0	1	1	0	4	0	0	0	0	0	0	0	0	0	0	0	0	0	0.0	0	0.0
1	Ryan Bednard	G	1	0	0	0	0	0	0	0	0	0	0	0	0	0	0	0	0	0	0	0.0	0	0.0
32	* Benton Maass	D	1	0	0	0	0	0	0	0	0	0	0	0	0	0	0	0	0	0	0	0.0	2	0.0
32	Jordan Subban	D	1	0	0	0	0	0	0	0	0	0	0	0	0	0	0	0	0	0	0	0.0	2	0.0
43	Vitek Vanecek	G	1	0	0	0	0	0	0	0	0	0	0	0	0	0	0	0	0	0	0	0.0	0	0.0
44	* Will Graber	C	2	0	0	0	-1	0	0	0	0	0	0	0	0	0	0	0	0	0	0	0.0	4	0.0
12	* Nick Isaacson	LW	3	0	0	0	0	9	0	0	0	0	0	0	0	0	0	0	0	0	0	0.0	3	0.0
29	* Julian Napravnik	LW	4	0	0	0	-2	0	0	0	0	0	0	0	0	0	0	0	0	0	0	0.0	5	0.0
30	* Hunter Shepard	G	9	0	0	0	0	0	0	0	0	0	0	0	0	0	0	0	0	0	0	0.0	0	0.0
31	Pheonix Copley	G	35	0	0	0	0	2	0	0	0	0	0	0	0	0	0	0	0	0	0	0.0	0	0.0
	BENCH		76	1				16															1	
	TOTALS		76	202	345	546	-30	911	46	91	10	8	33	37	19	10	15	7	3	19	1	15.8	2365	8.5

#### ----- SHOOTOUTS -----

#	GOALIE	GP	MIN	W	L	OT	SO	EN	GA	GAA	SOGP	SOW	SOL	GA	ATT	SV%	SA	SVS	SV%
43	Vitek Vanecek	1	59:00	0	1	0	0	1	2	2.03	0	0	0	0	0	---	23	21	.913
30	* Hunter Shepard	9	493:58	5	3	0	1	3	17	2.06	0	0	0	0	0	---	217	200	.922
31	Pheonix Copley	35	2114:09	18	12	5	2	7	84	2.38	3	1	2	3	8	.625	966	882	.913
35	Zach Fucale	31	1852:08	11	15	5	3	6	81	2.62	2	0	2	3	11	.727	780	699	.896
1	Ryan Bednard	1	58:14	0	1	0	0	0	4	4.12	0	0	0	0	0	---	34	30	.882
	Empty Net		67:47						17								17		
	Totals	76	4645:16	34	32	10	6	17	205	2.65	5	1	4	6	19	.684	2037	1832	.899











# 2021-22 TEAM & INDIVIDUAL STATISTICS

## MILWAUKEE ADMIRALS

#	PLAYER	POS	GP	G	A	PTS	+/-	PIM	PP	PPA	SH	SHA	GW	FG	IG	OT	UA	EN	SOG	SOA	SOGW	SO%	SHOTS	SH%
19	Cody Glass	C	66	14	48	62	15	20	5	10	0	0	3	2	1	1	1	0	1	4	0	25.0	165	8.5
25	Cole Schneider	LW	71	30	30	60	17	18	11	9	0	1	7	3	4	1	0	2	3	3	1	100.0	157	19.1
56	Rocco Grimaldi	RW	44	26	26	52	14	14	8	12	1	0	5	1	5	1	0	4	1	3	1	33.3	135	19.3
22	* Cole Smith	LW	59	21	20	41	-3	62	8	6	0	2	3	2	3	1	1	0	0	0	0	0.0	123	17.1
46	Matt Donovan	D	76	8	32	40	-5	57	2	17	0	2	4	3	0	0	0	0	0	0	0	0.0	126	6.3
15	Jimmy Huntington (total)	C	61	13	22	35	-6	35	3	6	0	0	1	1	1	1	0	1	0	0	0	0.0	82	15.9
	SYR	C	27	6	6	12	-4	21	3	1	0	0	1	0	0	1	0	0	0	0	0	0.0	37	16.2
	MIL	C	34	7	16	23	-2	14	0	5	0	0	0	1	1	0	0	1	0	0	0	0.0	45	15.6
17	Tommy Novak	C	42	7	27	34	4	16	2	15	0	1	1	0	0	0	0	0	0	2	0	0.0	99	7.1
70	* Egor Afanasyev	LW	74	12	21	33	8	45	5	9	0	0	1	2	0	0	1	0	0	2	0	0.0	147	8.2
7	Matt Luff	RW	30	14	17	31	1	16	4	9	0	0	2	3	1	0	0	1	0	0	0	0.0	101	13.9
76	Jeremy Davies	D	54	6	25	31	13	47	2	5	0	0	1	1	0	1	0	0	0	3	0	0.0	110	5.5
41	Brayden Burke (total)	LW	46	7	23	30	9	22	3	4	0	0	2	1	0	0	1	0	0	0	0	0.0	48	14.6
	ONT	LW	31	6	11	17	5	18	2	1	0	0	2	1	0	0	1	0	0	0	0	0.0	29	20.7
	MIL	LW	15	1	12	13	4	4	1	3	0	0	0	0	0	0	0	0	0	0	0	0.0	19	5.3
13	Graham Knott	F	61	13	13	26	5	20	2	1	1	0	0	1	0	0	0	0	2	2	1	100.0	70	18.6
6	Mitch McLain	C	76	17	6	23	-5	113	3	1	3	0	3	3	1	0	2	2	0	0	0	0.0	117	14.5
2	* Marc Del Gaizo	D	67	6	13	19	-8	28	1	3	0	1	0	2	1	0	1	1	0	0	0	0.0	103	5.8
33	Alex Biega (total)	D	46	4	10	14	12	42	3	1	0	2	0	1	2	0	0	0	0	0	0	0.0	78	5.1
	TOR	D	31	1	6	7	13	28	0	0	0	2	0	1	0	0	0	0	0	0	0	0.0	43	2.3
	MIL	D	15	3	4	7	-1	14	3	1	0	0	0	0	2	0	0	0	0	0	0	0.0	35	8.6
8	Matt Tennyson	D	53	3	11	14	-3	44	1	0	0	0	0	1	0	0	0	0	0	0	0	0.0	66	4.5
3	* David Farrance	D	50	1	13	14	-3	15	1	6	0	0	0	1	0	0	1	0	1	2	0	50.0	47	2.1
90	Anthony Richard	LW	31	7	5	12	-6	14	1	0	1	0	3	1	0	2	0	1	0	0	0	0.0	70	10.0
18	* Grant Mismash	LW	57	6	6	12	-13	20	1	1	0	0	0	1	0	0	0	0	0	2	0	0.0	53	11.3
16	Joseph LaBate	LW	56	5	7	12	-10	121	0	0	0	0	1	0	3	0	1	1	0	0	0	0.0	93	5.4
77	Kole Sherwood (total)	RW	44	5	6	11	-12	35	1	0	0	0	1	0	0	0	0	0	0	0	0	0.0	88	5.7
	BEL	RW	13	1	3	4	-7	8	0	0	0	0	1	0	0	0	0	0	0	0	0	0.0	32	3.1
	MIL	RW	31	4	3	7	-5	27	1	0	0	0	0	0	0	0	0	0	0	0	0	0.0	56	7.1
24	Mathieu Olivier	RW	46	5	6	11	-7	76	0	0	1	0	0	1	0	0	1	1	0	0	0	0.0	47	10.6
11	Dylan Blujus	D	43	1	10	11	1	30	0	0	0	0	0	0	0	0	0	0	0	0	0	0.0	29	3.4
49	Josh Healey	D	57	1	7	8	20	89	0	0	0	0	0	0	0	0	0	0	0	0	0	0.0	40	2.5
23	Michael McCarron	C	14	3	3	6	-3	15	0	2	0	0	0	1	1	0	0	0	0	0	0	0.0	21	14.3
28	* Zach Solow	RW	20	3	2	5	-7	10	0	1	0	0	2	1	0	0	0	0	0	0	0	0.0	23	13.0
58	Frederic Allard	D	36	1	4	5	0	12	0	0	0	0	0	0	0	0	0	0	0	0	0	0.0	51	2.0
55	* Tommy Apap	C	35	1	2	3	-5	20	0	0	0	0	0	0	0	0	0	0	0	0	0	0.0	18	5.6
48	Jake McLaughlin	D	13	0	3	3	1	0	0	1	0	0	0	0	0	0	0	0	0	0	0	0.0	11	0.0
82	Xavier Bouchard	D	2	0	0	0	-1	2	0	0	0	0	0	0	0	0	0	0	0	0	0	0.0	2	0.0
31	Parker Gahagen	G	2	0	0	0	0	0	0	0	0	0	0	0	0	0	0	0	0	0	0	0.0	0	0.0
29	* Jachym Kondelik	C	2	0	0	0	0	0	0	0	0	0	0	0	0	0	0	0	0	0	0	0.0	2	0.0
42	* Spencer Stastney	D	2	0	0	0	-1	0	0	0	0	0	0	0	0	0	0	0	0	0	0	0.0	0	0.0
55	* Matt Bradley	C	4	0	0	0	-2	4	0	0	0	0	0	0	0	0	0	0	0	0	0	0.0	1	0.0
13	Avery Peterson	F	5	0	0	0	-3	7	0	0	0	0	0	0	0	0	0	0	0	0	0	0.0	8	0.0
53	Ben Harpur	D	6	0	0	0	0	5	0	0	0	0	0	0	0	0	0	0	0	0	0	0.0	4	0.0
21	* Patrick Harper	LW	9	0	0	0	-2	0	0	0	0	0	0	0	0	0	0	0	0	0	0	0.0	3	0.0
10	Robert Carpenter	C	11	0	0	0	-6	2	0	0	0	0	0	0	0	0	0	0	0	0	0	0.0	6	0.0
1	* Devin Cooley	G	24	0	0	0	0	0	0	0	0	0	0	0	0	0	0	0	0	0	0	0.0	0	0.0
39	Connor Ingram	G	54	0	0	0	0	0	0	0	0	0	0	0	0	0	0	0	0	0	0	0.0	0	0.0
	BENCH		76	3				22															3	
	TOTALS		76	229	392	618	8	1023	62	117	7	7	36	31	23	7	9	14	8	23	3	34.8	2206	10.3

### ----- SHOOTOUTS -----

#	GOALIE	GP	MIN	W	L	OT	SO	EN	GA	GAA	SOGP	SOW	SOL	GA	ATT	SV%	SA	SVS	SV%
39	Connor Ingram	54	3195:15	30	17	7	5	4	144	2.70	5	3	2	5	16	.688	1685	1541	.915
1	* Devin Cooley	24	1294:12	9	10	2	0	4	66	3.06	2	0	2	3	6	.500	647	581	.898
31	Parker Gahagen	2	94:28	0	1	0	0	1	5	3.18	0	0	0	0	0	---	53	48	.906
	Empty Net		43:03						9								9		
	Totals	76	4626:58	39	28	9	5	9	224	2.90	7	3	4	8	22	.636	2394	2170	.906











## 2021-22 TEAM & INDIVIDUAL STATISTICS

### ROCKFORD ICEHOGS

#	PLAYER	POS	GP	G	A	PTS	+/-	PIM	PP	PPA	SH	SHA	GW	FG	IG	OT	UA	EN	SOG	SOA	SOGW	SO%	SHOTS	SH%
27	* Lukas Reichel	LW	56	21	36	57	-5	6	5	17	0	0	6	3	3	1	1	0	1	6	1	16.7	102	20.6
39	Dylan McLaughlin	C	55	13	29	42	4	4	3	11	0	0	2	3	0	1	1	1	1	2	1	50.0	150	8.7
20	Brett Connolly	RW	37	17	18	35	12	16	6	4	0	1	0	4	0	0	0	0	0	2	0	0.0	96	17.7
51	Ian Mitchell	D	57	11	24	35	-2	19	6	6	0	3	3	1	1	0	0	0	2	5	2	40.0	90	12.2
86	* Mike Hardman	F	43	19	13	32	8	8	8	4	1	0	2	0	1	0	1	1	0	1	0	0.0	104	18.3
36	* Josiah Slavin	LW	49	18	14	32	18	17	0	1	3	1	4	3	2	0	2	3	0	0	0	0.0	81	22.2
53	* Michal Teply	RW	60	13	18	31	-3	6	4	4	0	0	1	2	2	0	0	0	4	6	2	66.7	103	12.6
84	Andrei Altybarmakian	RW	65	10	21	31	-2	70	2	4	0	0	1	3	1	0	0	1	1	2	1	50.0	103	9.7
26	Evan Barratt	C	63	14	14	28	-5	70	3	4	0	0	0	1	3	0	2	1	0	0	0	0.0	88	15.9
48	* Wyatt Kalynuk	D	52	7	20	27	-3	55	3	8	0	0	0	1	1	0	1	0	0	0	0	0.0	77	9.1
91	* D.J. Busdeker	RW	62	6	20	26	2	50	0	2	2	0	2	1	0	0	0	1	0	1	0	0.0	95	6.3
75	* Alec Regula	D	41	4	22	26	6	37	0	11	0	0	2	0	0	0	1	0	0	0	0	0.0	78	5.1
41	Isaak Phillips	D	64	10	15	25	0	46	0	0	1	0	1	2	0	0	1	1	0	0	0	0.0	94	10.6
76	* Jakub Galvas	D	59	2	18	20	-1	14	0	3	0	1	0	1	0	0	0	0	0	0	0	0.0	62	3.2
55	Ryan Stanton	D	56	3	15	18	8	42	0	0	0	0	0	0	1	0	0	1	0	0	0	0.0	78	3.8
74	Nicolas Beaudin	D	66	2	14	16	-4	68	1	5	0	0	0	1	0	0	0	0	0	0	0	0.0	97	2.1
14	Garrett Mitchell	RW	67	6	9	15	-16	91	0	0	0	0	0	2	0	0	0	1	0	1	0	0.0	69	8.7
45	* Cameron Morrison	LW	43	5	9	14	1	6	0	0	0	0	1	0	0	0	0	0	0	0	0	0.0	50	10.0
15	* Carson Gicewicz	C	61	5	9	14	-6	63	0	0	0	2	1	1	0	0	0	0	0	0	0	0.0	81	6.2
92	Alexander Nylander	RW	23	8	4	12	-10	2	2	3	0	0	3	1	1	0	0	1	1	2	0	50.0	51	15.7
59	* Jakub Poul	RW	44	6	2	8	-4	20	0	0	0	0	0	1	2	0	1	0	0	0	0	0.0	41	14.6
79	Kurtis Gabriel (total)	F	52	4	2	6	-9	120	0	0	0	0	2	1	0	0	0	0	0	0	0	0.0	41	9.8
	TOR	F	13	1	1	2	2	36	0	0	0	0	1	0	0	0	0	0	0	0	0	0.0	17	5.9
	FRD	F	39	3	1	4	-11	84	0	0	0	0	1	1	0	0	0	0	0	0	0	0.0	24	12.5
64	Dmitri Osipov	LW	45	3	2	5	-12	83	0	0	0	0	0	1	0	0	0	0	0	0	0	0.0	29	10.3
73	Brandon Pirri	LW	3	3	1	4	4	0	0	0	0	0	0	1	0	0	0	1	0	0	0	0.0	10	30.0
54	* Chad Yetman	RW	18	1	3	4	-2	4	0	0	0	0	0	0	0	0	0	0	0	0	0	0.0	16	6.3
47	Cliff Watson	D	20	0	4	4	0	10	0	0	0	0	0	0	0	0	0	0	0	0	0	0.0	22	0.0
23	Philipp Kurashev	C	3	2	1	3	2	0	1	0	1	0	0	0	1	0	1	1	0	0	0	0.0	7	28.6
34	* Kale Howarth	LW	12	2	1	3	-5	11	0	0	0	0	0	0	0	0	0	0	0	0	0	0.0	11	18.2
52	Reese Johnson	RW	7	1	2	3	0	0	0	0	0	0	0	0	0	0	0	0	0	0	0	0.0	13	7.7
60	Collin Delia	G	22	1	1	2	0	0	0	0	0	0	0	0	1	0	1	1	0	0	0	0.0	1	100.0
58	MacKenzie Entwistle	RW	2	0	1	1	-1	6	0	0	0	0	0	0	0	0	0	0	0	0	0	0.0	4	0.0
43	Chad Kryz	D	8	0	1	1	-2	2	0	0	0	0	0	0	0	0	0	0	0	0	0	0.0	2	0.0
40	* Arvid Soderblom	G	38	0	1	1	0	2	0	0	0	0	0	0	0	0	0	0	0	0	0	0.0	0	0.0
80	Mitch Gillam	G	1	0	0	0	0	0	0	0	0	0	0	0	0	0	0	0	0	0	0	0.0	0	0.0
57	* Chris Wilkie	RW	1	0	0	0	-1	0	0	0	0	0	0	0	0	0	0	0	0	0	0	0.0	0	0.0
71	* Jacob LeGuerrier	D	4	0	0	0	2	0	0	0	0	0	0	0	0	0	0	0	0	0	0	0.0	3	0.0
68	Riley McKay	LW	4	0	0	0	-3	9	0	0	0	0	0	0	0	0	0	0	0	0	0	0.0	1	0.0
30	Malcolm Subban	G	5	0	0	0	0	0	0	0	0	0	0	0	0	0	0	0	0	0	0	0.0	0	0.0
63	* Michael Krutil	D	7	0	0	0	0	0	0	0	0	0	0	0	0	0	0	0	0	0	0	0.0	1	0.0
31	* Cale Morris	G	7	0	0	0	0	0	0	0	0	0	0	0	0	0	0	0	0	0	0	0.0	0	0.0
	BENCH		72	7				18															7	
	TOTALS		72	223	363	579	-31	939	44	87	8	8	30	34	20	2	13	15	10	28	7	35.7	1941	11.2

#### ----- SHOOTOUTS -----

#	GOALIE	GP	MIN	W	L	OT	SO	EN	GA	GAA	SOGP	SOW	SOL	GA	ATT	SV%	SA	SVS	SV%
80	Mitch Gillam	1	59:24	1	0	0	1	0	0	0.00	0	0	0	0	0	---	38	38	1.000
40	* Arvid Soderblom	38	2280:59	21	15	2	2	6	105	2.76	4	4	0	2	16	.875	1292	1187	.919
60	Collin Delia	22	1280:54	11	9	2	1	4	65	3.04	4	3	1	2	13	.846	684	619	.905
31	* Cale Morris	7	399:37	2	4	0	0	1	21	3.15	0	0	0	0	0	---	221	200	.905
30	Malcolm Subban	5	301:57	2	2	1	0	1	17	3.38	0	0	0	0	0	---	159	142	.893
	Empty Net		54:05						12								12		
	Totals	72	4376:56	37	30	5	4	12	220	3.02	8	7	1	4	29	.862	2406	2186	.909



## 2021-22 TEAM & INDIVIDUAL STATISTICS

### SAN DIEGO GULLS

#	PLAYER	POS	GP	G	A	PTS	+/-	PIM	PP	PPA	SH	SHA	GW	FG	IG	OT	UA	EN	SOG	SOA	SOGW	SO%	SHOTS	SH%
21	Lucas Elvenes (total)	C	63	11	32	43	-5	20	3	15	0	0	1	2	0	0	1	0	0	1	0	0.0	66	16.7
	HSK	C	20	2	8	10	-2	4	1	5	0	0	0	1	0	0	0	0	0	0	0	0.0	17	11.8
	SD	C	43	9	24	33	-3	16	2	10	0	0	1	1	0	0	1	0	0	1	0	0.0	49	18.4
12	* Alex Limoges	LW	62	23	17	40	-9	13	12	8	1	0	4	3	4	0	0	1	0	1	0	0.0	100	23.0
39	Nikolas Brouillard	D	66	13	26	39	-6	131	2	8	1	1	0	3	1	0	0	1	0	1	0	0.0	122	10.7
36	Hunter Drew	RW	64	17	21	38	2	134	4	3	1	0	1	3	3	0	1	0	0	1	0	0.0	109	15.6
11	Jacob Perreault	RW	55	14	23	37	-6	62	6	7	0	0	3	3	0	0	1	1	2	4	1	50.0	130	10.8
14	Danny O'Regan	C	53	13	21	34	-20	20	8	10	1	0	1	4	1	0	0	1	0	3	0	0.0	84	15.5
7	* Brayden Tracey	RW	55	11	20	31	-1	40	2	3	0	0	2	1	0	0	0	0	0	1	0	0.0	70	15.7
44	Trevor Carrick	D	61	10	20	30	-1	45	3	8	0	1	2	2	2	0	2	0	0	0	0	0.0	113	8.9
16	Bryce Kindopp	RW	67	12	17	29	-8	35	4	4	1	1	2	0	0	0	1	0	0	0	0	0.0	84	14.3
3	Brogan Rafferty	D	65	4	20	24	-1	36	2	10	0	0	0	1	1	0	0	0	0	0	0	0.0	86	4.7
18	Brent Gates Jr.	F	45	12	11	23	2	19	2	3	0	0	2	3	0	0	0	0	0	0	0	0.0	71	16.9
24	Benoit-Olivier Groulx	C	40	11	11	22	-6	39	2	2	0	0	1	3	3	0	3	1	0	1	0	0.0	78	14.1
17	Greg Printz	LW	66	11	11	22	-9	69	0	0	0	1	3	0	3	0	1	3	0	0	0	0.0	70	15.7
19	Vinni Lettieri	C	24	8	14	22	-2	8	2	8	1	1	0	2	1	0	0	0	0	0	0	0.0	79	10.1
4	Kodie Curran	D	37	1	15	16	-2	29	0	5	0	1	0	0	0	0	0	0	0	0	0	0.0	41	2.4
34	Jacob Larsson	D	55	2	13	15	0	41	0	1	0	0	1	1	0	0	0	0	0	0	0	0.0	79	2.5
2	Greg Pateryn	D	35	2	10	12	-11	20	1	6	0	0	1	0	0	0	1	0	0	0	0	0.0	39	5.1
29	* Axel Andersson	D	35	4	6	10	2	15	0	0	0	0	0	1	0	0	0	0	0	0	0	0.0	38	10.5
10	Buddy Robinson	RW	28	4	5	9	-15	23	0	1	1	0	1	0	1	0	0	1	0	0	0	0.0	47	8.5
45	Brendan Guhle	D	37	3	4	7	-6	28	0	0	0	0	1	1	0	0	0	0	0	0	0	0.0	57	5.3
38	* Jack Badini	C	46	2	5	7	-6	21	0	0	0	0	1	0	0	0	0	0	0	0	0	0.0	36	5.6
6	* Josh Lopina	C	13	1	3	4	-1	6	0	1	0	0	0	0	0	0	0	0	0	0	0	0.0	15	6.7
28	Maxim Golod	LW	18	1	3	4	-1	6	0	2	0	0	0	0	0	0	0	0	0	0	0	0.0	14	7.1
43	* Vincent Marleau	RW	37	1	3	4	-7	13	0	0	0	0	0	0	1	0	0	0	0	0	0	0.0	26	3.8
42	* Nathan Larose	D	22	1	2	3	1	6	0	0	0	0	0	0	0	0	0	0	0	0	0	0.0	20	5.0
37	* Mason McTavish	C	3	1	1	2	1	4	1	0	0	0	0	0	0	0	0	0	0	1	0	0.0	7	14.3
22	* Sean Josling	RW	15	1	1	2	-2	12	0	0	0	0	0	0	0	0	0	0	0	0	0	0.0	9	11.1
15	* Morgan Adams-Moisan	RW	28	1	1	2	-7	73	0	0	0	0	0	1	0	0	0	0	0	0	0	0.0	12	8.3
4	* Drew Helleson	D	17	0	2	2	-14	4	0	0	0	0	0	0	0	0	0	0	0	0	0	0.0	12	0.0
25	Sam Carrick	C	2	1	0	1	0	14	0	0	0	0	0	0	0	0	0	0	0	0	0	0.0	1	100.0
22	* Blake McLaughlin	LW	7	1	0	1	-1	0	0	0	0	0	0	0	0	0	0	0	0	0	0	0.0	13	7.7
1	* Lukas Dostal	G	40	1	0	1	0	2	0	0	0	0	0	0	0	0	1	1	0	0	0	0.0	1	100.0
18	Sonny Milano	LW	1	0	1	1	-1	0	0	0	0	0	0	0	0	0	0	0	0	0	0	0.0	3	0.0
22	Alexander Volkov	RW	2	0	1	1	-2	2	0	1	0	0	0	0	0	0	0	0	0	0	0	0.0	3	0.0
40	Mike McKee	D	9	0	1	1	-4	9	0	0	0	0	0	0	0	0	0	0	0	0	0	0.0	6	0.0
5	Simon Benoit	D	1	0	0	0	0	0	0	0	0	0	0	0	0	0	0	0	0	0	0	0.0	0	0.0
26	* Logan Nijhoff	C	3	0	0	0	-2	2	0	0	0	0	0	0	0	0	0	0	0	0	0	0.0	0	0.0
35	* Francis Marotte	G	8	0	0	0	0	0	0	0	0	0	0	0	0	0	0	0	0	0	0	0.0	0	0.0
31	Olle Eriksson Ek	G	26	0	0	0	0	0	0	0	0	0	0	0	0	0	0	0	0	0	0	0.0	0	0.0
	BENCH		68	1				18															1	
	TOTALS		68	197	333	529	-146	1015	53	101	7	6	27	33	21	0	12	10	2	14	1	14.3	1725	11.4

		----- SHOOTOUTS -----																	
#	GOALIE	GP	MIN	W	L	OT	SO	EN	GA	GAA	SOGP	SOW	SOL	GA	ATT	SV%	SA	SVS	SV%
1	* Lukas Dostal	40	2189:11	18	14	4	2	7	95	2.60	2	0	2	4	9	.556	1133	1038	.916
31	Olle Eriksson Ek	26	1429:27	7	15	2	1	7	82	3.44	2	1	1	1	5	.800	686	604	.880
35	* Francis Marotte	8	433:04	3	4	1	0	1	28	3.88	0	0	0	0	0	---	239	211	.883
	Empty Net		58:06						15								15		
	Totals	68	4109:48	28	33	7	3	15	220	3.21	4	1	3	5	14	.643	2073	1853	.894







# 2021-22 TEAM & INDIVIDUAL STATISTICS

## STOCKTON HEAT

#	PLAYER	POS	GP	G	A	PTS	+/-	PIM	PP	PPA	SH	SHA	GW	FG	IG	OT	UA	EN	SOG	SOA	SOGW	SO%	SHOTS	SH%
11	Matthew Phillips	RW	65	31	37	68	14	16	8	16	2	0	6	3	1	0	3	2	2	6	0	33.3	183	16.9
49	* Jakob Pelletier	LW	66	27	35	62	22	22	9	10	2	2	8	7	2	2	1	2	0	0	0	0.0	196	13.8
21	Glenn Gawdin	C	62	15	35	50	15	75	4	12	1	3	2	2	2	0	1	2	2	5	0	40.0	138	10.9
23	Justin Kirkland	LW	66	25	23	48	-3	75	9	9	2	0	2	5	3	0	2	4	7	8	3	87.5	219	11.4
39	Luke Philp	RW	66	21	23	44	24	16	4	2	2	2	6	3	2	0	0	2	0	1	0	0.0	120	17.5
18	Byron Froese	C	55	20	17	37	-4	46	8	7	2	1	2	5	4	1	1	2	0	0	0	0.0	152	13.2
2	Connor Mackey	D	53	5	31	36	15	83	1	12	2	2	1	1	1	1	0	0	0	0	0	0.0	104	4.8
46	Emilio Pettersen	LW	59	13	13	26	5	20	0	1	0	0	0	2	1	0	3	0	0	0	0	0.0	88	14.8
25	Eetu Tuulola	RW	61	14	11	25	5	50	3	0	2	2	3	1	2	0	1	0	0	0	0	0.0	80	17.5
47	* Connor Zary	C	53	13	12	25	-4	36	4	3	0	0	2	1	3	0	0	0	2	3	0	66.7	85	15.3
24	Martin Pospisil	LW	47	7	18	25	9	95	1	8	0	0	0	1	1	0	0	0	1	2	1	50.0	83	8.4
7	Nick DeSimone	D	68	4	21	25	10	28	1	4	0	0	1	0	1	0	0	1	0	0	0	0.0	150	2.7
34	* Walker Duehr	RW	59	11	12	23	-4	28	0	0	0	2	0	2	1	0	1	1	0	0	0	0.0	103	10.7
29	Adam Ruzicka	C	16	11	9	20	12	2	2	4	0	0	2	2	2	0	0	1	0	1	0	0.0	50	22.0
45	Andy Welinski	D	39	3	16	19	12	18	1	11	0	0	1	1	0	1	1	0	0	0	0	0.0	76	3.9
8	Juuso Valimaki	D	35	2	16	18	1	26	0	5	0	1	1	1	0	1	0	0	1	2	1	50.0	81	2.5
4	Kevin Gravel	D	59	3	11	14	12	11	0	0	0	1	0	1	1	0	0	1	0	0	0	0.0	97	3.1
5	* Colton Poolman	D	62	0	13	13	17	16	0	0	0	1	0	0	0	0	0	0	0	0	0	0.0	48	0.0
16	Mark Simpson	C	31	3	5	8	6	15	0	0	0	0	0	0	0	0	0	0	0	0	0	0.0	25	12.0
6	* Ilya Solovoyov	D	51	3	5	8	5	24	0	0	0	0	1	0	0	0	1	0	0	0	0	0.0	63	4.8
28	* Johannes Kinnvall	D	19	0	8	8	-2	8	0	4	0	0	0	0	0	0	0	0	1	1	1	100.0	23	0.0
3	Greg Moro	D	13	1	6	7	2	10	0	1	0	0	1	0	0	0	0	0	0	0	0	0.0	18	5.6
20	Alex Gallant	LW	53	3	3	6	0	115	0	0	0	0	0	1	0	0	1	0	0	0	0	0.0	46	6.5
32	* Dustin Wolf	G	47	0	4	4	0	0	0	0	0	0	0	0	0	0	0	0	0	0	0	0.0	0	0.0
42	Nick Pastujov (total)	C	14	2	1	3	-3	6	1	0	0	0	1	1	0	0	0	0	0	0	0	0.0	16	12.5
	ONT	C	1	0	0	0	-1	0	0	0	0	0	0	0	0	0	0	0	0	0	0	0.0	0	0.0
	ROC	C	10	2	1	3	-3	6	1	0	0	0	1	1	0	0	0	0	0	0	0	0.0	14	14.3
	STK	C	3	0	0	0	1	0	0	0	0	0	0	0	0	0	0	0	0	0	0	0.0	2	0.0
9	Ryan Olsen	C	17	1	0	1	-3	8	0	0	0	0	0	1	0	0	0	0	0	0	0	0.0	10	10.0
50	* Daniil Chechelev	G	1	0	1	1	0	0	0	0	0	0	0	0	0	0	0	0	0	0	0	0.0	0	0.0
17	Dmitry Zavgorodniy	RW	12	0	1	1	1	4	0	0	0	0	0	0	0	0	0	0	0	0	0	0.0	7	0.0
36	Tyrell Goulbourne (total)	LW	18	0	1	1	-2	14	0	0	0	0	0	0	0	0	0	0	0	0	0	0.0	13	0.0
	BEL	LW	9	0	0	0	-2	0	0	0	0	0	0	0	0	0	0	0	0	0	0	0.0	3	0.0
	STK	LW	9	0	1	1	0	14	0	0	0	0	0	0	0	0	0	0	0	0	0	0.0	10	0.0
33	Jay Dickman	LW	1	0	0	0	0	2	0	0	0	0	0	0	0	0	0	0	0	0	0	0.0	0	0.0
15	Mason Mitchell	LW	1	0	0	0	1	0	0	0	0	0	0	0	0	0	0	0	0	0	0	0.0	1	0.0
31	Andrew Shortridge	G	1	0	0	0	0	0	0	0	0	0	0	0	0	0	0	0	0	0	0	0.0	0	0.0
43	Koletrane Wilson	D	1	0	0	0	0	2	0	0	0	0	0	0	0	0	0	0	0	0	0	0.0	1	0.0
26	* Reid Perepeluk	RW	2	0	0	0	0	2	0	0	0	0	0	0	0	0	0	0	0	0	0	0.0	1	0.0
27	* Ryan Francis	C	4	0	0	0	0	0	0	0	0	0	0	0	0	0	0	0	0	0	0	0.0	2	0.0
14	Nolan Valleau	D	4	0	0	0	0	0	0	0	0	0	0	0	0	0	0	0	0	0	0	0.0	3	0.0
37	* Yan Kuznetsov	D	12	0	0	0	-4	13	0	0	0	0	0	0	0	0	0	0	0	0	0	0.0	8	0.0
35	Adam Werner	G	21	0	0	0	0	0	0	0	0	0	0	0	0	0	0	0	0	0	0	0.0	0	0.0
	BENCH		68	6				30															6	
	TOTALS		68	242	387	623	165	910	55	109	15	17	39	40	27	6	16	18	16	29	6	55.2	2279	10.4

### ----- SHOOTOUTS -----

#	GOALIE	GP	MIN	W	L	OT	SO	EN	GA	GAA	SOGP	SOW	SOL	GA	ATT	SV%	SA	SVS	SV%
32	* Dustin Wolf	47	2809:37	33	9	4	0	2	110	2.35	4	3	1	4	11	.636	1451	1341	.924
35	Adam Werner	21	1186:04	12	6	2	0	2	60	3.04	4	3	1	6	18	.667	528	468	.886
31	Andrew Shortridge	1	60:00	0	1	0	0	0	4	4.00	0	0	0	0	0	---	26	22	.846
50	* Daniil Chechelev	1	63:26	0	0	1	0	0	5	4.73	0	0	0	0	0	---	33	28	.848
	Empty Net		28:51						4								4		
	Totals	68	4147:58	45	16	7	0	4	183	2.65	8	6	2	10	29	.655	2042	1859	.910



# 2021-22 TEAM & INDIVIDUAL STATISTICS

## SYRACUSE CRUNCH

#	PLAYER	POS	GP	G	A	PTS	+/-	PIM	PP	PPA	SH	SHA	GW	FG	IG	OT	UA	EN	SOG	SOA	SOGW	SO%	SHOTS	SH%
12	Alex Barré-Boulet	C	58	16	47	63	10	32	3	19	0	1	3	3	1	1	2	2	0	0	0	0.0	199	8.0
40	Gabriel Dumont	C	75	30	32	62	-5	100	9	7	0	1	6	6	5	0	3	6	0	0	0	0.0	174	17.2
55	Charles Hudon	LW	66	30	27	57	-10	56	13	10	1	0	6	3	2	2	1	0	2	0	0	0.0	187	16.0
74	Sean Day	D	69	8	32	40	8	31	1	12	1	0	2	0	1	0	0	0	0	0	0	0.0	118	6.8
45	* Cole Koepeke	LW	69	20	19	39	7	55	3	4	0	1	2	3	6	1	1	2	0	0	0	0.0	199	10.1
90	Anthony Richard (total)	LW	71	17	21	38	-4	24	2	3	3	0	4	2	1	2	1	3	0	0	0	0.0	178	9.6
	MIL	LW	31	7	5	12	-6	14	1	0	1	0	3	1	0	2	0	1	0	0	0	0.0	70	10.0
	SYR	LW	40	10	16	26	2	10	1	3	2	0	1	1	1	0	1	2	0	0	0	0.0	108	9.3
9	Gabriel Fortier	C	72	14	21	35	7	33	1	1	0	2	3	2	1	0	0	0	0	0	0	0.0	102	13.7
7	Simon Ryfors	C	72	11	24	35	10	31	2	7	0	0	1	0	0	0	1	0	0	0	0	0.0	125	8.8
39	* Gage Goncalves	C	70	17	15	32	-2	39	2	3	0	0	3	7	0	0	0	1	2	3	1	66.7	95	17.9
81	Remi Elie	LW	48	17	12	29	1	23	2	4	0	0	0	4	3	0	0	1	0	1	0	0.0	123	13.8
57	Alex Green	D	73	5	21	26	6	31	0	4	0	1	0	1	0	0	1	1	0	0	0	0.0	96	5.2
24	Darren Raddysch	D	61	7	18	25	4	40	0	4	0	1	4	2	0	2	3	1	0	0	0	0.0	168	4.2
16	Otto Somppi	C	50	5	18	23	5	14	2	2	0	0	1	1	0	0	0	0	0	1	0	0.0	62	8.1
20	Riley Nash	C	17	10	8	18	10	4	3	1	0	0	1	1	3	1	0	1	0	0	0	0.0	53	18.9
22	P.C. Labrie (total)	LW	56	6	10	16	-1	54	0	0	0	0	1	2	1	0	0	0	0	0	0	0.0	50	12.0
	HFD	LW	21	2	6	8	-1	23	0	0	0	0	0	0	0	0	0	0	0	0	0	0.0	17	11.8
	SYR	LW	35	4	4	8	0	31	0	0	0	0	1	2	0	0	0	0	0	0	0	0.0	33	12.1
26	Ryan Jones	D	76	4	11	15	11	61	0	0	0	0	1	0	1	0	1	1	0	1	0	0.0	95	4.2
3	Fredrik Claesson	D	47	0	14	14	19	20	0	0	0	0	0	0	0	0	0	0	0	0	0	0.0	75	0.0
85	Daniel Walcott	LW	63	6	7	13	4	79	0	0	1	0	1	0	1	0	0	1	0	0	0	0.0	68	8.8
15	Jimmy Huntington	C	27	6	6	12	-4	21	3	1	0	0	1	0	0	1	0	0	0	0	0	0.0	37	16.2
29	Andrej Sustr	D	25	2	10	12	9	32	1	0	0	0	0	1	0	0	0	0	0	0	0	0.0	33	6.1
88	Antoine Morand	C	44	4	6	10	3	21	1	1	1	0	0	0	1	0	1	0	0	0	0	0.0	49	8.2
46	Gemel Smith (total)	C	16	5	4	9	2	10	0	2	0	0	2	2	0	0	1	0	0	0	0	0.0	39	12.8
	GR	C	3	0	1	1	1	8	0	0	0	0	0	0	0	0	0	0	0	0	0	0.0	2	0.0
	SYR	C	13	5	3	8	1	2	0	2	0	0	2	2	0	0	1	0	0	0	0	0.0	37	13.5
6	* Nick Perbix	D	12	2	6	8	0	2	0	4	0	0	0	0	1	0	1	0	0	0	0	0.0	25	8.0
44	* Frank Hora (total)	D	44	0	7	7	7	42	0	0	0	0	0	0	0	0	0	0	0	0	0	0.0	37	0.0
	CLT	D	2	0	0	0	0	2	0	0	0	0	0	0	0	0	0	0	0	0	0	0.0	0	0.0
	SYR	D	42	0	7	7	7	40	0	0	0	0	0	0	0	0	0	0	0	0	0	0.0	37	0.0
51	* Maxim Cajkovic	RW	20	3	3	6	-5	4	0	1	0	0	0	0	0	0	0	0	0	0	0	0.0	26	11.5
23	* Shawn Element	C	32	2	3	5	-7	40	0	1	0	0	0	1	0	0	0	0	0	0	0	0.0	43	4.7
26	* Tristin Langan	C	8	1	2	3	-1	0	1	0	0	0	1	1	0	0	0	0	0	0	0	0.0	9	11.1
72	* Declan Carlile	D	10	1	2	3	2	2	0	0	0	0	0	0	0	0	0	0	0	0	0	0.0	6	16.7
8	Jesse Lees	D	17	0	3	3	-8	2	0	1	0	0	0	0	0	0	0	0	0	0	0	0.0	8	0.0
34	Tye Felhaber (total)	LW	17	2	0	2	-4	2	0	0	0	0	1	0	0	0	0	0	0	0	0	0.0	25	8.0
	TEX	LW	14	2	0	2	-4	2	0	0	0	0	1	0	0	0	0	0	0	0	0	0.0	21	9.5
	SYR	LW	3	0	0	0	0	0	0	0	0	0	0	0	0	0	0	0	0	0	0	0.0	4	0.0
47	Patrick Watling	C	2	0	2	2	-1	0	0	1	0	0	0	0	0	0	0	0	0	0	0	0.0	1	0.0
78	* Jaydon Dureau	LW	3	1	0	1	-1	0	0	0	0	0	0	1	0	0	0	0	0	0	0	0.0	1	100.0
13	Boris Katchouk	LW	3	0	1	1	1	0	0	0	0	0	0	0	0	0	0	0	0	0	0	0.0	7	0.0
43	* Tyler Bird	RW	4	0	1	1	-1	0	0	0	0	0	0	0	0	0	0	0	0	0	0	0.0	7	0.0
28	Evan Wardley	D	4	0	1	1	0	6	0	0	0	0	0	0	0	0	0	0	0	0	0	0.0	6	0.0
35	* Amir Miftakhov	G	22	0	1	1	0	0	0	0	0	0	0	0	0	0	0	0	0	0	0	0.0	0	0.0
36	* Alexey Lipanov	C	1	0	0	0	0	0	0	0	0	0	0	0	0	0	0	0	0	0	0	0.0	0	0.0
84	Kevin Lohan	D	1	0	0	0	0	0	0	0	0	0	0	0	0	0	0	0	0	0	0	0.0	0	0.0
14	Brandon Crawley	D	2	0	0	0	1	0	0	0	0	0	0	0	0	0	0	0	0	0	0	0.0	3	0.0
27	* Owen Headrick	D	3	0	0	0	-1	0	0	0	0	0	0	0	0	0	0	0	0	0	0	0.0	0	0.0
73	Corbin Kaczperski	G	4	0	0	0	0	0	0	0	0	0	0	0	0	0	0	0	0	0	0	0.0	0	0.0
92	* Odeen Tufto	C	4	0	0	0	-2	0	0	0	0	0	0	0	0	0	0	0	0	0	0	0.0	2	0.0
25	Cal Foote	D	5	0	0	0	-5	0	0	0	0	0	0	0	0	0	0	0	0	0	0	0.0	12	0.0
5	Jason Garrison	D	9	0	0	0	0	2	0	0	0	0	0	0	0	0	0	0	0	0	0	0.0	16	0.0
71	* Dmitry Semykin	D	11	0	0	0	1	0	0	0	0	0	0	0	0	0	0	0	0	0	0	0.0	8	0.0
60	* Hugo Alnefelt	G	23	0	0	0	0	0	0	0	0	0	0	0	0	0	0	0	0	0	0	0.0	0	0.0
33	Max Lagace	G	36	0	0	0	0	0	0	0	0	0	0	0	0	0	0	0	0	0	0	0.0	0	0.0
	BENCH		76	1				16															1	
	TOTALS		76	242	403	644	76	880	48	93	6	7	40	42	27	8	18	20	2	8	1	25.0	2458	9.8

### ----- SHOOTOUTS -----

#	GOALIE	GP	MIN	W	L	OT	SO	EN	GA	GAA	SOGP	SOW	SOL	GA	ATT	SV%	SA	SVS	SV%					
33	Max Lagace	36	1976:51	23	9	2	4	9	76	2.31	1	0	1	2	2	.000	842	766	.910					
35	* Amir Miftakhov	22	1129:01	7	8	3	1	3	57	3.03	1	0	1	2	2	.000	523	466	.891					
60	* Hugo Alnefelt	23	1278:25	10	7	4	0	3	67	3.14	1	1	0	0	3	1.000	566	499	.882					
73	* Corbin Kaczperski	4	169:14	1	2	0	0	2	10	3.55	0	0	0	0	0	---	77	67	.870					
	Empty Net		59:07						17															
	Totals	76	4612:38	41	26	9	5	17	227	2.95	3	1	2	4	7	.429	2025	1798	.888					



# 2021-22 TEAM & INDIVIDUAL STATISTICS

## TEXAS STARS

#	PLAYER	POS	GP	G	A	PTS	+/-	PIM	PP	PPA	SH	SHA	GW	FG	IG	OT	UA	EN	SOG	SOA	SOGW	SO%	SHOTS	SH%
9	Anthony Louis	LW	66	24	31	55	-3	22	11	15	0	0	3	1	2	0	1	0	4	7	2	57.1	162	14.8
25	Ty Dellandrea	C	68	23	27	50	-9	43	8	11	2	0	6	4	1	1	1	1	6	0	0	16.7	143	16.1
16	Curtis McKenzie	LW	72	21	29	50	-6	82	9	7	0	0	1	4	2	0	1	3	0	1	0	0.0	139	15.1
11	Joel L'Esperance	C	62	24	25	49	4	30	10	10	0	0	2	7	3	0	0	0	0	2	0	0.0	197	12.2
6	Ben Gleason	D	70	9	35	44	-4	57	2	19	0	0	1	3	0	1	2	0	0	2	0	0.0	134	6.7
12	Riley Damiani	C	55	13	23	36	-7	42	6	9	0	0	2	2	1	0	0	0	0	4	0	0.0	140	9.3
2	Ryan Shea	D	66	3	29	32	-4	23	1	8	0	0	0	0	1	0	1	1	0	0	0	0.0	82	3.7
18	Fredrik Karlstrom	C	65	16	13	29	-5	4	1	3	0	0	3	6	1	0	1	0	0	2	0	0.0	106	15.1
21	* Oskar Back	C	71	7	18	25	0	8	1	0	0	2	0	0	0	0	2	0	0	0	0	0.0	50	14.0
24	* Jordan Kawaguchi	C	49	6	17	23	-1	6	1	7	0	0	2	0	1	0	0	0	1	3	0	33.3	64	9.4
37	Josh Melnick	C	56	10	12	22	2	6	0	1	5	0	1	2	0	0	4	1	0	1	0	0.0	66	15.2
27	Riley Tufte	LW	54	10	10	20	-1	36	1	4	0	1	1	2	1	0	0	2	0	1	0	0.0	84	11.9
7	Alex Petrovic	D	71	5	14	19	-1	73	0	0	0	0	2	0	0	0	1	0	0	0	0	0.0	90	5.6
20	Tanner Kero	C	28	5	12	17	-3	10	3	4	0	0	0	0	0	0	0	2	3	0	66.7	48	10.4	
34	Marian Studenic (total)	RW	17	7	9	16	10	12	1	2	0	0	1	3	1	1	1	1	0	0	0	0.0	39	17.9
	UTI	RW	13	5	5	10	6	6	1	1	0	0	0	2	1	0	1	1	0	0	0	0.0	30	16.7
	TEX	RW	4	2	4	6	4	6	0	1	0	0	1	1	0	1	0	0	0	0	0	0.0	9	22.2
22	Rhett Gardner	C	66	7	9	16	-8	69	2	1	0	1	3	1	0	1	1	0	1	3	0	33.3	106	6.6
33	Joseph Cecconi	D	65	1	15	16	-6	52	0	0	0	1	0	0	1	0	1	1	0	0	0	0.0	93	1.1
10	Nicholas Caamano	RW	47	8	6	14	-6	40	0	0	1	0	0	4	0	0	0	0	2	0	0.0	66	12.1	
38	Jerad Rosburg	D	65	4	10	14	6	83	0	1	1	0	0	0	0	0	0	1	0	0	0	0.0	89	4.5
19	Jeremy Gregoire	RW	49	7	5	12	-7	109	0	0	0	0	0	0	0	0	0	0	0	1	0	0.0	78	9.0
8	Thomas Harley	D	27	0	11	11	-3	36	0	6	0	0	0	0	0	0	0	0	0	0	0	0.0	53	0.0
28	Andreas Borgman	D	14	3	2	5	-5	10	1	0	0	0	0	0	1	0	0	0	0	0	0	0.0	31	9.7
34	* Jacob Peterson	C	6	2	3	5	-1	6	0	1	0	0	0	0	0	0	0	0	0	0	0	0.0	13	15.4
4	* Michael Karow	D	13	1	4	5	3	2	0	0	0	1	0	0	0	0	0	0	0	0	0	0.0	15	6.7
39	* Yauheni Aksamtsiuk	LW	8	2	2	4	-4	2	1	1	0	0	0	0	1	0	0	0	0	0	0	0.0	7	28.6
28	Will Merchant	LW	13	1	2	3	-3	4	0	0	0	0	0	1	0	0	0	0	0	0	0	0.0	12	8.3
5	Dawson Barteaux	D	30	1	2	3	-1	10	0	0	0	0	0	0	0	0	0	0	0	0	0	0.0	18	5.6
26	Tye Felhaber	LW	14	2	0	2	-4	2	0	0	0	0	1	0	0	0	0	0	0	0	0	0.0	21	9.5
15	* Max Martin	D	13	0	2	2	-6	4	0	0	0	0	0	0	0	0	0	0	0	0	0	0.0	16	0.0
4	Evan Wardley (total)	D	6	0	1	1	-1	8	0	0	0	0	0	0	0	0	0	0	0	0	0	0.0	6	0.0
	SYR	D	4	0	1	1	0	6	0	0	0	0	0	0	0	0	0	0	0	0	0	0.0	6	0.0
	TEX	D	2	0	0	0	-1	2	0	0	0	0	0	0	0	0	0	0	0	0	0	0.0	0	0.0
30	* Matt Jurusik (total)	G	22	0	1	1	0	2	0	0	0	0	0	0	0	0	0	0	0	0	0	0.0	0	0.0
	WBS	G	2	0	0	0	0	0	0	0	0	0	0	0	0	0	0	0	0	0	0	0.0	0	0.0
	TEX	G	20	0	1	1	0	2	0	0	0	0	0	0	0	0	0	0	0	0	0	0.0	0	0.0
30	Ben Bishop	G	1	0	0	0	0	0	0	0	0	0	0	0	0	0	0	0	0	0	0	0.0	0	0.0
32	Colton Point	G	5	0	0	0	0	0	0	0	0	0	0	0	0	0	0	0	0	0	0	0.0	0	0.0
35	Anton Khudobin	G	6	0	0	0	0	4	0	0	0	0	0	0	0	0	0	0	0	0	0	0.0	0	0.0
35	* Matthew Murray	G	6	0	0	0	0	0	0	0	0	0	0	0	0	0	0	0	0	0	0	0.0	0	0.0
26	* Alexey Lipanov (total)	C	8	0	0	0	-3	2	0	0	0	0	0	0	0	0	0	0	0	0	0	0.0	5	0.0
	SYR	C	1	0	0	0	0	0	0	0	0	0	0	0	0	0	0	0	0	0	0	0.0	0	0.0
	TEX	C	7	0	0	0	-3	2	0	0	0	0	0	0	0	0	0	0	0	0	0	0.0	5	0.0
29	Jake Oettinger	G	10	0	0	0	0	0	0	0	0	0	0	0	0	0	0	0	0	0	0	0.0	0	0.0
31	* Adam Scheel	G	31	0	0	0	0	2	0	0	0	0	0	0	0	0	0	0	0	0	0	0.0	0	0.0
	BENCH		72	2			8																2	
	TOTALS		72	219	373	590	-83	897	58	109	9	5	30	38	16	4	14	12	9	38	2	23.7	2139	10.2

#	GOALIE	GP	MIN	W	L	OT	SO	EN	GA	GAA	SHOOTOUTS					SA	SVS	SV%					
											SOGP	SOW	SOL	GA	ATT								
1	Tomas Sholl	12	613:49	4	5	1	0	3	30	2.93	0	0	0	0	0	---	323	293	.907				
35	* Matthew Murray	6	356:49	5	1	0	1	0	10	1.68	0	0	0	0	0	---	188	178	.947				
35	Anton Khudobin	6	352:48	2	4	0	0	3	15	2.55	0	0	0	0	0	---	155	140	.903				
29	Jake Oettinger	10	595:51	4	5	1	0	3	26	2.62	1	0	1	2	2	.000	300	274	.913				
31	* Adam Scheel	31	1672:30	11	10	7	0	6	81	2.91	5	1	4	11	30	.633	827	746	.902				
30	* Matt Jurusik (total)	22	1222:02	10	6	4	1	2	60	2.95	1	0	1	1	3	.667	609	549	.901				
	WBS	2	120:00	1	1	0	1	0	4	2.00	0	0	0	0	0	---	54	50	.926				
	TEX	20	1102:02	9	5	4	0	2	56	3.05	1	0	1	1	3	.667	555	499	.899				
32	Colton Point	5	190:43	1	2	0	0	0	14	4.40	1	1	0	0	3	1.000	89	75	.843				
30	Ben Bishop	1	58:32	0	1	0	0	0	8	8.20	0	0	0	0	0	---	34	26	.765				
	Empty Net		50:34						14								14						
	Totals	72	4379:49	32	28	12	1	14	224	3.07	8	2	6	14	38	.632	2162	1938	.896				





# 2021-22 TEAM & INDIVIDUAL STATISTICS

## TORONTO MARLIES

#	PLAYER	POS	GP	G	A	PTS	+/-	PIM	PP	PPA	SH	SHA	GW	FG	IG	OT	UA	EN	SOG	SOA	SOGW	SO%	SHOTS	SH%
13	Brett Seney	C	62	17	42	59	16	81	3	13	1	3	1	5	0	0	2	2	0	2	0	0.0	152	11.2
21	Joseph Duszak	D	61	7	45	52	3	62	0	25	1	0	1	1	0	1	1	0	0	1	0	0.0	115	6.1
16	* Alex Steeves	F	58	23	23	46	0	37	8	9	1	0	4	1	3	2	1	2	0	1	0	0.0	181	12.7
28	Joey Anderson	RW	56	26	16	42	8	19	8	7	5	0	3	5	3	2	0	2	3	3	1	100.0	145	17.9
9	* Bobby McMann	LW	61	24	11	35	-2	16	8	2	3	0	2	2	2	0	3	1	0	0	0	0.0	160	15.0
96	Josh Ho-Sang	RW	47	16	19	35	-8	24	6	5	0	0	4	2	3	2	1	0	2	2	0	100.0	79	20.3
39	* Curtis Douglas	C	67	13	21	34	8	86	0	2	0	0	0	4	2	0	2	0	0	0	0	0.0	102	12.7
19	* Semyon Der-Arguchintsev	C	51	13	19	32	-12	18	4	7	0	0	1	2	2	1	1	0	0	2	0	0.0	74	17.6
46	Joseph Blandisi	C	43	12	17	29	-3	48	3	3	1	1	5	3	2	0	2	1	0	0	0	0.0	66	18.2
89	Nick Robertson	LW	28	16	12	28	2	8	3	2	1	0	2	1	2	0	2	1	0	1	0	0.0	86	18.6
95	* Mikhail Abramov	C	66	7	21	28	-6	20	1	5	0	2	2	0	1	1	0	1	2	3	2	66.7	103	6.8
14	Antti Suomela	C	48	14	12	26	3	10	2	2	0	2	3	2	1	0	3	2	0	0	0	0.0	80	17.5
11	Mac Hollowell	D	45	5	21	26	10	44	0	7	0	0	1	2	0	0	0	0	0	0	0	0.0	58	8.6
7	* Filip Král	D	58	3	18	21	-1	24	1	5	0	3	0	0	0	0	0	0	0	1	0	0.0	71	4.2
52	Jack Kopacka	LW	52	9	7	16	-11	31	1	0	0	0	1	2	1	0	0	0	0	0	0	0.0	76	11.8
48	Carl Dahlström	D	49	0	14	14	10	10	0	0	0	1	0	0	0	0	0	0	0	0	0	0.0	43	0.0
40	Marc Michaelis	F	22	5	8	13	2	2	0	0	1	1	0	1	0	0	1	1	0	0	0	0.0	32	15.6
17	Richard Clune	LW	59	4	8	12	3	110	0	0	0	0	2	1	0	0	0	0	0	0	0	0.0	32	12.5
4	Chad Kryś (total)	D	44	1	10	11	7	32	0	0	0	0	0	0	0	0	0	0	0	0	0	0.0	52	1.9
	RFD	D	8	0	1	1	-2	2	0	0	0	0	0	0	0	0	0	0	0	0	0	0.0	2	0.0
	TOR	D	36	1	9	10	9	30	0	0	0	0	0	0	0	0	0	0	0	0	0	0.0	50	2.0
44	Kristiāns Rubīns	D	58	1	10	11	-1	24	0	0	0	2	0	1	0	0	0	0	0	0	0	0.0	70	1.4
94	Kirill Semyonov	C	9	1	8	9	6	10	0	1	0	0	0	0	0	0	0	0	0	1	0	0.0	21	4.8
71	* Pavel Gogolev	LW	31	3	5	8	-9	10	1	1	0	0	0	0	0	0	0	0	0	1	0	0.0	26	11.5
5	Philippe Myers	D	16	2	5	7	-3	23	0	0	0	1	0	0	1	0	0	0	0	0	0	0.0	37	5.4
3	Alex Biega	D	31	1	6	7	13	28	0	0	0	2	0	1	0	0	0	0	0	0	0	0.0	43	2.3
6	Teemu Kivihalmē	D	32	1	6	7	-9	16	0	0	0	0	0	0	0	0	0	0	0	0	0	0.0	36	2.8
12	* Matthew Hellickson	D	26	1	5	6	-2	22	0	0	0	1	0	0	0	0	0	0	0	0	0	0.0	25	4.0
23	* Ryan Chyzowski	F	23	5	0	5	-10	7	0	0	0	0	0	1	0	0	0	1	0	0	0	0.0	22	22.7
61	Brennan Menell	D	20	1	4	5	-6	15	0	1	0	0	1	0	0	0	0	0	0	0	0	0.0	21	4.8
15	* Pontus Holmberg	C	6	2	2	4	-1	2	1	1	0	0	0	0	0	0	0	1	0	0	0	0.0	11	18.2
43	Kyle Clifford	LW	9	3	0	3	-1	6	0	0	0	0	0	0	0	0	0	1	0	0	0	0.0	18	16.7
2	* Noel Hoefenmayer	D	8	0	3	3	0	10	0	0	0	1	0	0	0	0	0	0	0	0	0	0.0	6	0.0
97	* Dmitry Ovchinnikov	LW	7	2	0	2	0	0	0	0	0	0	0	1	0	0	0	0	0	0	0	0.0	4	50.0
29	Kurtis Gabriel	F	13	1	1	2	2	36	0	0	0	0	1	0	0	0	0	0	0	0	0	0.0	17	5.9
20	Nick Ritchie	LW	2	1	0	1	-1	0	1	0	0	0	0	1	0	0	0	0	0	0	0	0.0	2	50.0
60	Talor Joseph	G	2	0	1	1	0	0	0	0	0	0	0	0	0	0	0	0	0	0	0	0.0	0	0.0
5	* Brennan Kapcheck	D	2	0	1	1	0	2	0	1	0	0	0	0	0	0	0	0	0	0	0	0.0	1	0.0
10	Zach O'Brien	RW	5	0	1	1	-2	0	0	1	0	0	0	0	0	0	0	0	0	0	0	0.0	2	0.0
41	Jeremy McKenna	RW	16	0	1	1	-6	4	0	0	0	0	0	0	0	0	0	0	0	0	0	0.0	15	0.0
36	* Gordie Green	RW	1	0	0	0	0	0	0	0	0	0	0	0	0	0	0	0	0	0	0	0.0	0	0.0
35	Petr Mrázek	G	1	0	0	0	0	0	0	0	0	0	0	0	0	0	0	0	0	0	0	0.0	0	0.0
35	Andrew D'Agostini	G	2	0	0	0	0	0	0	0	0	0	0	0	0	0	0	0	0	0	0	0.0	0	0.0
42	* Max Ellis	RW	2	0	0	0	-3	0	0	0	0	0	0	0	0	0	0	0	0	0	0	0.0	6	0.0
18	* Graham Slaggert	C	2	0	0	0	3	0	0	0	0	0	0	0	0	0	0	0	0	0	0	0.0	3	0.0
24	* Matteo Pietroniro	D	3	0	0	0	-5	5	0	0	0	0	0	0	0	0	0	0	0	0	0	0.0	3	0.0
25	* Marc Johnstone	RW	4	0	0	0	0	2	0	0	0	0	0	0	0	0	0	0	0	0	0	0.0	5	0.0
45	* Keith Petruzzelli	G	5	0	0	0	0	0	0	0	0	0	0	0	0	0	0	0	0	0	0	0.0	0	0.0
35	Billy Christopoulos (total)	G	7	0	0	0	0	0	0	0	0	0	0	0	0	0	0	0	0	0	0	0.0	0	0.0
	CLT	G	3	0	0	0	0	0	0	0	0	0	0	0	0	0	0	0	0	0	0	0.0	0	0.0
	TOR	G	4	0	0	0	0	0	0	0	0	0	0	0	0	0	0	0	0	0	0	0.0	0	0.0
31	Joseph Woll	G	15	0	0	0	0	0	0	0	0	0	0	0	0	0	0	0	0	0	0	0.0	0	0.0
50	* Erik Källgren	G	26	0	0	0	0	2	0	0	0	0	0	0	0	0	0	0	0	0	0	0.0	0	0.0
30	Michael Hutchinson	G	28	0	0	0	0	0	0	0	0	0	0	0	0	0	0	0	0	0	0	0.0	0	0.0
	BENCH		72	3				20															3	
	TOTALS		72	243	402	642	-4	924	51	100	14	20	34	39	23	9	19	16	7	18	3	38.9	2102	11.4

### ----- SHOOTOUTS -----

#	GOALIE	GP	MIN	W	L	OT	SO	EN	GA	GAA	SOGP	SOW	SOL	GA	ATT	SV%	SA	SVS	SV%
35	Andrew D'Agostini	2	66:54	0	0	0	0	0	3	2.69	0	0	0	0	0	---	31	28	.903
50	* Erik Källgren	26	1388:29	15	8	1	1	1	70	3.02	0	0	0	0	0	---	729	659	.904
45	* Keith Petruzzelli	5	231:07	3	1	0	0	0	12	3.12	0	0	0	0	0	---	122	110	.902
35	Billy Christopoulos (total)	7	335:06	3	4	0	0	2	18	3.22	0	0	0	0	0	---	170	152	.894
	CLT	3	178:03	2	1	0	0	1	7	2.36	0	0	0	0	0	---	90	83	.922
	TOR	4	157:03	1	3	0	0	1	11	4.20	0	0	0	0	0	---	80	69	.863
30	Michael Hutchinson	28	1578:18	11	10	4	0	5	85	3.23	3	2	1	3	14	.786	844	759	.899
31	Joseph Woll	15	767:23	6	7	0	0	2	43	3.36	1	1	0	1	5	.800	462	419	.907
60	Talor Joseph	2	80:00	1	0	0	0	0	5	3.75	0	0	0	0	0	---	47	42	.894
35	Petr Mrázek	1	59:34	0	1	0	0	1	4	4.03	0	0	0	0	0	---	26	22	.846
	Empty Net		47:00						10								10		
	Totals	72	4375:48	37	30	5	2	10	243	3.33	4	3	1	4	19	.789	2351	2108	.897



**2021-22 TEAM & INDIVIDUAL STATISTICS**

**TUCSON ROADRUNNERS**

#	PLAYER	POS	GP	G	A	PTS	+/-	PIM	PP	PPA	SH	SHA	GW	FG	IG	OT	UA	EN	SOG	SOA	SOGW	SO%	SHOTS	SH%
72	* Matias Maccelli	F	47	14	43	57	-8	20	5	23	0	0	0	3	2	0	2	0	1	3	0	33.3	105	13.3
21	Jan Jenik	C	51	17	30	47	-27	67	9	13	0	0	2	0	1	0	1	0	1	2	0	50.0	119	14.3
8	Michael Carcone	RW	48	24	17	41	-11	62	8	11	0	0	2	5	1	0	3	0	1	1	1	100.0	180	13.3
24	Hudson Fasching	RW	51	14	23	37	-22	18	6	8	2	0	1	2	0	0	1	0	0	1	0	0.0	107	13.1
22	* Ben McCartney	LW	57	18	17	35	-22	60	9	8	0	0	2	3	2	1	0	1	0	0	0	0.0	116	15.5
39	Cameron Hebig	RW	68	13	12	25	-32	36	3	3	0	2	0	1	0	0	0	0	0	2	0	0.0	132	9.8
26	Travis Barron	LW	64	12	13	25	-17	71	1	0	1	0	0	3	1	0	0	1	0	0	0	0.0	99	12.1
17	Terry Broadhurst	LW	49	11	13	24	-27	4	3	4	0	0	3	1	0	0	0	0	2	3	1	66.7	80	13.8
4	Cam Dineen	D	21	3	16	19	-14	6	2	9	0	0	0	0	0	0	0	0	0	0	0	0.0	51	5.9
77	Victor Soderstrom	D	32	3	16	19	-12	24	2	11	0	1	0	1	0	0	0	0	0	0	0	0.0	87	3.4
2	* Cole Hults	D	54	7	10	17	-17	34	1	4	0	0	1	1	0	0	0	0	0	0	0	0.0	83	8.4
18	* Vladislav Kolyachonok	D	33	2	12	14	1	10	0	4	0	0	2	1	0	2	0	0	0	0	0	0.0	46	4.3
90	* Janis Moser	D	18	5	7	12	-3	11	3	4	0	0	2	0	0	0	0	0	0	0	0	0.0	29	17.2
15	Bokondji Imama	LW	54	5	7	12	-21	178	0	4	0	0	2	0	0	0	0	0	0	0	0	0.0	51	9.8
91	Tyson Empey	F	63	3	9	12	-24	100	0	0	0	0	0	0	0	0	0	0	0	0	0	0.0	68	4.4
11	* Colin Theisen	F	16	5	6	11	-3	6	2	1	0	0	0	1	0	0	0	0	1	1	1	100.0	30	16.7
49	* Ty Emberson	D	58	4	7	11	-25	17	1	2	0	1	0	0	2	0	0	0	0	0	0	0.0	80	5.0
27	Doyle Somerby (total)	D	55	1	10	11	-15	47	0	0	0	1	0	0	0	0	0	0	0	0	0	0.0	57	1.8
	IA	D	14	0	1	1	0	21	0	0	0	0	0	0	0	0	0	0	0	0	0	0.0	17	0.0
	TUC	D	41	1	9	10	-15	26	0	0	0	1	0	0	0	0	0	0	0	0	0	0.0	40	2.5
5	Cameron Crotty	D	68	4	5	9	-28	30	0	0	0	0	0	2	0	0	0	0	0	0	0	0.0	111	3.6
76	Hudson Elynuik	F	22	3	6	9	-3	44	0	1	0	0	1	1	0	0	0	1	0	0	0	0.0	25	12.0
34	Stephen Harper (total)	C	40	3	3	6	-10	8	0	0	0	0	0	1	0	0	0	0	0	0	0	0.0	47	6.4
	CHI	C	6	0	0	0	-2	0	0	0	0	0	0	0	0	0	0	0	0	0	0	0.0	5	0.0
	TUC	C	34	3	3	6	-8	8	0	0	0	0	0	1	0	0	0	0	0	0	0	0.0	42	7.1
46	Andrew Nielsen	D	16	1	5	6	-2	14	0	2	0	0	0	0	0	0	0	0	0	0	0	0.0	14	7.1
10	Blake Speers	C	52	2	3	5	-19	23	1	0	0	0	1	1	0	0	0	0	0	0	0	0.0	65	3.1
16	Ryan McGregor	C	17	1	4	5	-3	6	0	0	0	0	0	0	0	0	0	0	0	0	0	0.0	16	6.3
51	* Oliver Chau	F	10	0	4	4	-2	4	0	1	0	0	0	0	0	0	0	0	0	0	0	0.0	9	0.0
6	* Matt Foley (total)	D	18	0	4	4	-2	8	0	0	0	0	0	0	0	0	0	0	0	0	0	0.0	8	0.0
	WBS	D	1	0	0	0	-1	0	0	0	0	0	0	0	0	0	0	0	0	0	0	0.0	0	0.0
	TUC	D	17	0	4	4	-1	8	0	0	0	0	0	0	0	0	0	0	0	0	0	0.0	8	0.0
94	* Liam Kirk	F	8	2	1	3	1	2	1	0	0	0	1	2	0	0	0	0	0	0	0	0.0	10	20.0
42	* Mitchell Lewandowski	F	14	2	1	3	-3	0	0	0	0	0	0	0	0	0	0	0	0	0	0	0.0	15	13.3
7	* Brandon Estes	D	10	0	3	3	4	0	0	0	0	0	0	0	0	0	0	0	0	0	0	0.0	14	0.0
41	Cedric Lacroi (total)	LW	36	0	3	3	-7	93	0	0	0	0	0	0	0	0	0	0	0	0	0	0.0	38	0.0
	CHI	LW	3	0	0	0	0	17	0	0	0	0	0	0	0	0	0	0	0	0	0	0.0	3	0.0
	TUC	LW	33	0	3	3	-7	76	0	0	0	0	0	0	0	0	0	0	0	0	0	0.0	35	0.0
7	Lewis Zerter-Gossage	RW	8	0	2	2	0	2	0	0	0	0	0	0	0	0	0	0	0	0	0	0.0	6	0.0
71	Chaz Reddekopp (total)	D	14	0	2	2	-10	9	0	0	0	0	0	0	0	0	0	0	0	0	0	0.0	7	0.0
	BEL	D	2	0	1	1	1	0	0	0	0	0	0	0	0	0	0	0	0	0	0	0.0	1	0.0
	TUC	D	12	0	1	1	-11	9	0	0	0	0	0	0	0	0	0	0	0	0	0	0.0	6	0.0
29	Barrett Hayton	C	4	0	1	1	0	6	0	0	0	0	0	0	0	0	0	0	0	0	0	0.0	5	0.0
12	Max Coatta	F	6	0	1	1	-2	2	0	0	0	0	0	0	0	0	0	0	0	0	0	0.0	6	0.0
13	Stephen Baylis	F	12	0	1	1	-1	9	0	0	0	0	0	0	0	0	0	0	0	0	0	0.0	7	0.0
55	* Vladislav Provolnev	D	17	0	1	1	-17	10	0	0	0	0	0	0	0	0	0	0	0	0	0	0.0	41	0.0
50	Ivan Prosvetov	G	45	0	1	1	0	0	0	0	0	0	0	0	0	0	0	0	0	0	0	0.0	0	0.0
44	* Zack Andrusiak	LW	2	0	0	0	0	0	0	0	0	0	0	0	0	0	0	0	0	0	0	0.0	1	0.0
25	* Ryan Da Silva	D	2	0	0	0	0	0	0	0	0	0	0	0	0	0	0	0	0	0	0	0.0	1	0.0
37	Dysin Mayo	D	2	0	0	0	-1	2	0	0	0	0	0	0	0	0	0	0	0	0	0	0.0	3	0.0
31	Zane McIntyre	G	3	0	0	0	0	0	0	0	0	0	0	0	0	0	0	0	0	0	0	0.0	0	0.0
47	* Philip Lagunov	C	4	0	0	0	1	2	0	0	0	0	0	0	0	0	0	0	0	0	0	0.0	1	0.0
78	* David Tendeck	G	4	0	0	0	0	0	0	0	0	0	0	0	0	0	0	0	0	0	0	0.0	0	0.0
35	* Rasmus Korhonen	G	5	0	0	0	0	0	0	0	0	0	0	0	0	0	0	0	0	0	0	0.0	0	0.0
20	Logan Nelson	F	5	0	0	0	-2	2	0	0	0	0	0	0	0	0	0	0	0	0	0	0.0	9	0.0
9	Anthony Rinaldi	F	6	0	0	0	-2	0	0	0	0	0	0	0	0	0	0	0	0	0	0	0.0	4	0.0
3	* Quinn Wichers	D	16	0	0	0	-5	4	0	0	0	0	0	0	0	0	0	0	0	0	0	0.0	8	0.0
32	Josef Korenar	G	22	0	0	0	0	2	0	0	0	0	0	0	0	0	0	0	0	0	0	0.0	0	0.0
	BENCH		68	3				18															3	
	TOTALS		68	182	317	496	-410	1033	57	113	3	5	20	29	9	3	7	3	6	13	3	46.2	1968	9.1

----- SHOOTOUTS -----

#	GOALIE	GP	MIN	W	L	OT	SO	EN	GA	GAA	SOGP	SOW	SOL	GA	ATT	SV%	SA	SVS	SV%
78	* David Tendeck	4	130:47	1	1	0	0	0	5	2.29	0	0	0	0	0	---	63	58	.921
31	Zane McIntyre	3	175:40	2	1	0	0	0	8	2.73	0	0	0	0	0	---	83	75	.904
35	* Rasmus Korhonen	5	242:00	2	2	0	0	2	12	2.98	0	0	0	0	0	---	108	96	.889
50	Ivan Prosvetov	45	2474:10	15	22	5	2	6	151	3.66	3	3	0	2	9	.778	1263	1112	.880
32	Josef Korenar	22	1049:09	3	13	1	0	5	78	4.46	1	0	1	1	2	.500	538	460	.855
	Empty Net		42:49						13								13		
	Totals	68	4114:35	23	39	6	2	13	267	3.89	4	3	1	3	11	.727	2068	1801	.871



## 2021-22 TEAM & INDIVIDUAL STATISTICS

### UTICA COMETS

#	PLAYER	POS	GP	G	A	PTS	+/-	PIM	PP	PPA	SH	SHA	GW	FG	IG	OT	UA	EN	SOG	SOA	SOGW	SO%	SHOTS	SH%
7	Chase De Leo	C	55	21	35	56	-3	18	5	13	0	1	3	5	3	0	1	2	0	0	0	0.0	180	11.7
20	Fabian Zetterlund	C	58	24	28	52	5	8	8	9	0	1	7	2	3	2	0	3	1	2	1	50.0	175	13.7
17	A.J. Greer	LW	53	22	30	52	10	102	5	8	4	2	2	4	2	0	3	4	1	2	1	50.0	118	18.6
9	* Alexander Holtz	F	52	26	25	51	-3	10	7	6	0	0	3	4	3	1	0	0	1	3	0	33.3	167	15.6
22	Reilly Walsh	D	70	9	34	43	12	16	2	15	0	0	4	2	0	1	0	0	0	0	0	0.0	112	8.0
5	Robbie Russo	D	70	3	32	35	6	21	1	13	0	2	1	0	0	0	0	0	0	0	0	0.0	117	2.6
26	Ryan Schmelzer	C	64	18	14	32	6	26	4	4	2	0	1	4	2	0	1	1	0	0	0	0.0	118	15.3
25	Nolan Foote	LW	55	14	18	32	15	48	2	7	1	0	2	3	2	0	0	3	0	1	0	0.0	92	15.2
33	Frederik Gauthier	F	51	8	24	32	17	15	2	2	2	3	1	3	0	0	1	0	0	0	0	0.0	60	13.3
15	Joe Gambardella	C	65	10	21	31	5	30	1	6	1	1	1	3	0	0	2	1	0	0	0	0.0	78	12.8
16	Nate Schnarr	C	43	13	13	26	12	26	2	4	0	0	3	0	2	0	0	1	0	0	0	0.0	70	18.6
10	Brian Flynn	C	61	13	13	26	-5	24	2	4	0	0	2	0	3	0	0	2	0	1	0	0.0	95	13.7
77	* Aarne Talvitie	C	68	12	12	24	13	22	0	1	2	0	2	2	2	1	1	2	0	0	0	0.0	61	19.7
92	Graeme Clarke	RW	52	10	14	24	2	30	2	2	0	0	3	3	2	0	1	1	0	1	0	0.0	100	10.0
23	Tyler Wotherspoon	D	53	3	18	21	26	22	1	1	1	1	0	0	2	0	1	1	0	0	0	0.0	76	3.9
2	Michael Vukojevic	D	54	3	14	17	7	36	0	0	0	0	1	0	0	0	0	0	0	0	0	0.0	45	6.7
88	Kevin Bahl	D	54	3	13	16	15	52	0	0	0	0	1	1	0	1	0	0	0	0	0	0.0	39	7.7
12	* Tyce Thompson	F	16	6	9	15	-1	16	3	1	0	0	1	2	1	0	0	1	0	0	0	0.0	30	20.0
39	Samuel Laberge	LW	53	5	8	13	4	58	0	0	0	0	1	0	0	0	0	0	0	0	0	0.0	45	11.1
82	Nikita Okhotiuk	D	63	3	9	12	10	68	0	0	0	1	1	1	0	0	0	0	0	0	0	0.0	55	5.5
27	Marian Studenic	RW	13	5	5	10	6	6	1	1	0	0	0	2	1	0	1	1	0	0	0	0.0	30	16.7
38	Jeremy Groleau	D	50	2	7	9	-3	18	0	0	0	0	1	1	0	0	0	0	0	0	0	0.0	43	4.7
90	Jesper Boqvist	LW	7	2	6	8	6	2	0	1	0	0	0	0	1	0	0	1	0	0	0	0.0	10	20.0
14	Tyler Irvine	RW	20	2	3	5	-6	8	0	0	0	1	0	0	0	0	1	0	0	0	0	0.0	23	8.7
21	Patrick Grasso	F	9	1	3	4	-3	0	1	0	0	0	0	0	0	0	0	0	0	0	0	0.0	14	7.1
6	Colton White	D	6	3	0	3	1	6	0	0	0	0	0	0	0	0	0	0	0	0	0	0.0	15	20.0
24	* Brian Halonen	F	12	2	1	3	-4	4	1	0	0	0	0	1	0	0	0	0	0	0	0	0.0	22	9.1
11	* Luke Stevens	LW	8	0	2	2	4	0	0	0	0	0	0	0	0	0	0	0	0	0	0	0.0	5	0.0
60	* Jarrod Gourley	D	4	1	0	1	-6	0	0	0	0	0	0	0	0	0	0	0	0	0	0	0.0	7	14.3
18	Nick Rivera	C	9	0	1	1	0	7	0	0	0	0	0	0	0	0	0	0	0	0	0	0.0	5	0.0
11	Christopher Lijdsman	D	1	0	0	0	0	2	0	0	0	0	0	0	0	0	0	0	0	0	0	0.0	0	0.0
51	* Garrett Van Wyhe	F	1	0	0	0	0	0	0	0	0	0	0	0	0	0	0	0	0	0	0	0.0	0	0.0
11	Shane Harper	LW	2	0	0	0	-2	4	0	0	0	0	0	0	0	0	0	0	0	0	0	0.0	1	0.0
11	* Joe Masonius	D	3	0	0	0	0	2	0	0	0	0	0	0	0	0	0	0	0	0	0	0.0	2	0.0
44	* Tim Theocharidis	D	9	0	0	0	-3	6	0	0	0	0	0	0	0	0	0	0	0	0	0	0.0	9	0.0
34	* Mareks Mitens	G	17	0	0	0	0	0	0	0	0	0	0	0	0	0	0	0	0	0	0	0.0	0	0.0
35	* Nico Daws	G	21	0	0	0	0	0	0	0	0	0	0	0	0	0	0	0	0	0	0	0.0	0	0.0
13	Patrick McGrath	RW	26	0	0	0	-4	67	0	0	0	0	0	0	0	0	0	0	0	0	0	0.0	8	0.0
93	* Akira Schmid	G	38	0	0	0	0	4	0	0	0	0	0	0	0	0	0	0	0	0	0	0.0	0	0.0
	BENCH		72	2				28															2	
	TOTALS		72	246	412	656	139	812	50	98	13	13	41	43	29	6	13	24	3	10	2	30.0	2029	12.0

#### ----- SHOOTOUTS -----

#	GOALIE	GP	MIN	W	L	OT	SO	EN	GA	GAA	SOGP	SOW	SOL	GA	ATT	SV%	SA	SVS	SV%
35	* Nico Daws	21	1205:20	14	4	2	1	2	51	2.54	0	0	0	0	0	---	605	554	.916
93	* Akira Schmid	38	2166:40	22	8	5	2	2	94	2.60	1	1	0	0	4	1.000	1061	967	.911
34	* Mareks Mitens	17	959:47	7	8	2	0	3	53	3.31	2	1	1	2	6	.667	475	422	.888
	Empty Net		35:38						7								7		
	Totals	72	4367:25	43	20	9	3	7	205	2.82	3	2	1	2	10	.800	2148	1943	.905



## 2021-22 TEAM & INDIVIDUAL STATISTICS

### WILKES-BARRE/SCRANTON PENGUINS

#	PLAYER	POS	GP	G	A	PTS	+/-	PIM	PP	PPA	SH	SHA	GW	FG	IG	OT	UA	EN	SOG	SOA	SOGW	SO%	SHOTS	SH%
19	Alexander Nylander (total)	RW	67	22	20	42	-11	10	7	9	0	0	5	5	3	1	0	1	2	5	1	40.0	149	14.8
	RFD	RW	23	8	4	12	-10	2	2	3	0	0	3	1	1	0	0	1	1	2	0	0.5	51	15.7
	WBS	RW	44	14	16	30	-1	8	5	6	0	0	2	4	2	1	0	0	1	3	1	0.3	98	14.3
48	Valtteri Puustinen	RW	73	20	22	42	-15	14	7	10	0	0	3	7	0	2	1	0	0	5	0	0.0	183	10.9
22	* Sam Poulin	LW	72	16	21	37	-8	51	3	7	0	0	1	4	1	0	1	1	0	1	0	0.0	150	10.7
50	Juuso Riihola	D	53	1	34	35	-10	24	1	16	0	0	0	1	0	0	0	0	0	0	0	0.0	97	1.0
36	Felix Robert	C	63	16	18	34	19	30	3	0	0	0	2	2	2	0	1	0	0	0	0	0.0	125	12.8
26	Michael Chaput	C	57	12	21	33	11	34	5	4	1	0	1	2	0	0	1	0	0	0	0	0.0	71	16.9
57	Pierre-Olivier Joseph	D	61	10	23	33	8	44	1	8	0	0	2	2	0	0	1	2	0	0	0	0.0	148	6.8
10	* Drew O'Connor	LW	33	12	20	32	0	19	3	8	0	2	2	3	1	0	1	1	0	2	0	0.0	115	10.4
15	Jordy Bellerive	C	72	8	21	29	2	112	0	0	0	0	1	0	1	1	1	0	0	1	0	0.0	118	6.8
51	* Filip Hallander	LW	61	14	14	28	-1	22	2	3	1	0	3	2	2	1	1	0	0	0	0	0.0	143	9.8
44	Jonathan Gruden	LW	75	10	17	27	-3	78	0	0	1	1	1	1	4	0	1	4	0	0	0	0.0	79	12.7
7	Mitch Reinke	D	63	3	24	27	17	6	0	9	0	0	0	0	0	0	0	0	0	0	0	0.0	89	3.4
9	Radim Zohorna	C	39	12	9	21	-9	10	6	4	0	0	1	5	2	0	0	0	0	2	0	0.0	75	16.0
39	* Kyle Olson	RW	71	12	9	21	4	68	0	0	0	0	3	1	1	0	1	1	0	0	0	0.0	97	12.4
17	Anthony Angello	RW	44	7	12	19	-4	27	2	2	1	0	2	1	0	0	1	0	1	2	0	50.0	71	9.9
28	Cam Lee	D	61	1	18	19	-5	71	0	1	0	0	0	0	0	0	0	0	0	0	0	0.0	111	0.9
34	* Nathan Legare	RW	57	7	9	16	-8	30	3	1	0	0	1	0	1	1	0	0	0	0	0	0.0	109	6.4
4	Taylor Fedun	D	44	5	11	16	12	18	0	0	0	1	1	1	1	1	1	0	0	0	0	0.0	81	6.2
12	Matt Bartkowski	D	72	4	12	16	7	29	0	0	0	1	1	1	0	0	0	0	0	0	0	0.0	104	3.8
20	Kasper Bjorkqvist	RW	54	8	4	12	-3	28	0	0	0	1	1	3	0	1	0	0	0	0	0	0.0	66	12.1
13	Jan Droz	RW	23	4	6	10	0	8	0	1	0	0	0	0	0	0	0	0	0	0	0	0.0	24	16.7
6	Chris Bigras	D	28	3	7	10	-1	12	0	0	0	0	2	0	0	0	1	0	0	0	0	0.0	25	12.0
47	* Sam Houde	C	19	1	5	6	4	6	0	1	0	0	0	0	0	0	0	0	0	0	0	0.0	13	7.7
8	Will Reilly	D	40	1	4	5	-8	24	0	0	0	1	1	0	0	0	0	0	0	0	0	0.0	48	2.1
23	Jamie Devane	LW	27	3	1	4	1	35	0	0	0	0	1	1	1	0	0	0	0	0	0	0.0	24	12.5
21	Patrick Watling (total)	C	5	1	2	3	0	0	0	1	0	0	1	0	0	0	0	0	0	0	0	0.0	4	25.0
	SYR	C	2	0	2	2	-1	0	0	1	0	0	0	0	0	0	0	0	0	0	0	0.0	1	0.0
	WBS	C	3	1	0	1	1	0	0	0	0	0	1	0	0	0	0	0	0	0	0	0.0	3	33.3
5	* Chris Ortiz	D	8	1	1	2	0	2	0	0	0	0	0	0	0	0	0	0	0	0	0	0.0	10	10.0
25	Niclas Almari	D	13	1	1	2	0	2	0	0	0	0	1	0	0	0	0	0	0	0	0	0.0	12	8.3
14	Justin Almeida	LW	7	1	0	1	-2	0	0	0	0	0	0	0	0	0	0	0	0	0	0	0.0	7	14.3
16	* Matt Alfaro	C	3	0	1	1	-2	0	0	0	0	0	0	0	0	0	0	0	0	0	0	0.0	3	0.0
30	* Joel Blomqvist	G	1	0	0	0	0	0	0	0	0	0	0	0	0	0	0	0	0	0	0	0.0	0	0.0
42	* Matt Foley	D	1	0	0	0	-1	0	0	0	0	0	0	0	0	0	0	0	0	0	0	0.0	0	0.0
55	Pascal Laberge	RW	1	0	0	0	0	0	0	0	0	0	0	0	0	0	0	0	0	0	0	0.0	1	0.0
38	* Clayton Phillips	D	1	0	0	0	0	0	0	0	0	0	0	0	0	0	0	0	0	0	0	0.0	0	0.0
52	Mark Friedman	D	2	0	0	0	-1	2	0	0	0	0	0	0	0	0	0	0	0	0	0	0.0	2	0.0
59	* Ty Glover	C	2	0	0	0	0	0	0	0	0	0	0	0	0	0	0	0	0	0	0	0.0	3	0.0
30	* Matt Jurusik	G	2	0	0	0	0	0	0	0	0	0	0	0	0	0	0	0	0	0	0	0.0	0	0.0
2	Dylan MacPherson	D	2	0	0	0	-1	0	0	0	0	0	0	0	0	0	0	0	0	0	0	0.0	5	0.0
24	Josh Maniscalco	D	2	0	0	0	-4	12	0	0	0	0	0	0	0	0	0	0	0	0	0	0.0	2	0.0
3	* Adam Smith	D	2	0	0	0	-2	0	0	0	0	0	0	0	0	0	0	0	0	0	0	0.0	1	0.0
18	* Corey Andonovski	RW	5	0	0	0	-1	2	0	0	0	0	0	0	0	0	0	0	0	0	0	0.0	3	0.0
18	Nick Hutchison	C	5	0	0	0	-6	8	0	0	0	0	0	0	0	0	0	0	0	0	0	0.0	5	0.0
42	* Colin Swoyer	D	5	0	0	0	-2	2	0	0	0	0	0	0	0	0	0	0	0	0	0	0.0	3	0.0
31	* Filip Lindberg	G	7	0	0	0	0	0	0	0	0	0	0	0	0	0	0	0	0	0	0	0.0	0	0.0
70	Louis Domingue	G	22	0	0	0	0	2	0	0	0	0	0	0	0	0	0	0	0	0	0	0.0	1	0.0
33	* Alex D'Orio	G	22	0	0	0	0	0	0	0	0	0	0	0	0	0	0	0	0	0	0	0.0	0	0.0
37	* Tommy Nappier	G	25	0	0	0	0	0	0	0	0	0	0	0	0	0	0	0	0	0	0	0.0	0	0.0
	BENCH		76	1				22															1	
	TOTALS		76	209	361	569	-12	862	41	81	4	7	34	42	19	8	13	10	2	16	1	12.5	2326	8.9

### ----- SHOOTOUTS -----

#	GOALIE	GP	MIN	W	L	OT	SO	EN	GA	GAA	SOGP	SOW	SOL	GA	ATT	SV%	SA	SVS	SV%
30	* Matt Jurusik	2	120:00	1	1	0	1	0	4	2.00	0	0	0	0	0	---	54	50	.926
30	* Joel Blomqvist	1	58:33	0	1	0	0	1	2	2.05	0	0	0	0	0	---	27	25	.926
70	Louis Domingue	22	1292:10	10	9	2	0	5	52	2.41	2	0	2	2	7	.714	687	635	.924
31	* Filip Lindberg	7	370:07	4	2	0	0	0	17	2.76	0	0	0	0	0	---	201	184	.915
37	* Tommy Nappier	25	1440:28	13	10	2	1	5	69	2.87	2	1	1	2	6	.667	667	598	.897
33	Alex D'Orio	22	1277:30	7	10	4	1	4	62	2.91	1	0	1	1	2	.500	583	521	.894
	Empty Net		56:56						15								15		
	Totals	76	4615:44	35	33	8	3	15	221	2.87	5	1	4	5	15	.667	2234	2013	.901



## 2022 CALDER CUP PLAYOFFS

### FIRST ROUND

#### Atlantic Division First Round – Series “A” (best-of-3) A3-Providence Bruins vs. A6-Bridgeport Islanders

Game 1 – Mon., May 2 – BRIDGEPORT 2, PROVIDENCE 1 (OT)  
Game 2 – Wed., May 4 – BRIDGEPORT 2, PROVIDENCE 1 (OT)  
(Bridgeport wins series, 2-0)

#### Atlantic Division First Round – Series “B” (best-of-3) A4-W-B/Scranton Penguins vs. A5-Hershey Bears

Game 1 – Fri., May 6 – W-B/SCRANTON 3, HERSHEY 0  
Game 2 – Sun., May 8 – HERSHEY 2, W-B/SCRANTON 1  
Game 3 – Mon., May 9 – W-B/SCRANTON 4, HERSHEY 3 (OT)  
(W-B/Scranton wins series, 2-1)

#### North Division First Round – Series “C” (best-of-3)

**N4-Belleville Senators vs. N5-Rochester Americans**  
Game 1 – Wed., May 4 – ROCHESTER 4, BELLEVILLE 3 (OT)  
Game 2 – Fri., May 6 – ROCHESTER 4, BELLEVILLE 3 (OT)  
(Rochester wins series, 2-0)

#### Central Division First Round – Series “D” (best-of-3) C4-Rockford IceHogs vs. C5-Texas Stars

Game 1 – Wed., May 4 – ROCKFORD 2, TEXAS 1  
Game 2 – Fri., May 6 – ROCKFORD 1, TEXAS 0 (OT)  
(Rockford wins series, 2-0)

#### Pacific Division First Round – Series “E” (best-of-3) P2-Ontario Reign vs. P7-San Diego Gulls

Game 1 – Wed., May 4 – ONTARIO 7, SAN DIEGO 4  
Game 2 – Thu., May 5 – ONTARIO 3, SAN DIEGO 2 (OT)  
(Ontario wins series, 2-0)

#### Pacific Division First Round – Series “F” (best-of-3) P3-Colorado Eagles vs. P6-Henderson Silver Knights

Game 1 – Wed., May 4 – COLORADO 5, HENDERSON 2  
Game 2 – Fri., May 6 – COLORADO 5, HENDERSON 2  
(Colorado wins series, 2-0)

#### Pacific Division First Round – Series “G” (best-of-3)

**P4-Bakersfield Condors vs. P5-Abbotsford Canucks**  
Game 1 – Tue., May 3 – BAKERSFIELD 2, ABBOTSFORD 1 (OT)  
Game 2 – Wed., May 4 – BAKERSFIELD 3, ABBOTSFORD 2  
(Bakersfield wins series, 2-0)

### DIVISION SEMIFINALS

#### Atlantic Division Semifinals – Series “H” (best-of-5) A1-Charlotte Checkers vs. A6-Bridgeport Islanders

Game 1 – Tue., May 10 – CHARLOTTE 3, BRIDGEPORT 2  
Game 2 – Thu., May 12 – CHARLOTTE 7, BRIDGEPORT 6 (2OT)  
Game 3 – Sat., May 14 – BRIDGEPORT 3, CHARLOTTE 2  
Game 4 – Mon., May 16 – CHARLOTTE 4, BRIDGEPORT 0  
(Charlotte wins series, 3-1)

#### Atlantic Division Semifinals – Series “I” (best-of-5) A2-Springfield Thunderbirds vs. A4-W-B/Scranton Penguins

Game 1 – Wed., May 11 – SPRINGFIELD 4, W-B/SCRANTON 1  
Game 2 – Thu., May 12 – SPRINGFIELD 6, W-B/SCRANTON 2  
Game 3 – Sun., May 15 – SPRINGFIELD 7, W-B/SCRANTON 6  
(Springfield wins series, 3-0)

#### North Division Semifinals – Series “J” (best-of-5)

**N1-Utica Comets vs. N5-Rochester Americans**  
Game 1 – Tue., May 10 – UTICA 6, ROCHESTER 3  
Game 2 – Sat., May 14 – ROCHESTER 4, UTICA 3 (OT)  
Game 3 – Sun., May 15 – ROCHESTER 4, UTICA 3 (OT)  
Game 4 – Tue., May 17 – UTICA 4, ROCHESTER 2  
Game 5 – Thu., May 19 – ROCHESTER 4, UTICA 2  
(Rochester wins series, 3-2)

#### North Division Semifinals – Series “K” (best-of-5)

**N2-Syracuse Crunch vs. N3-Laval Rocket**  
Game 1 – Fri., May 6 – SYRACUSE 5, LAVAL 3  
Game 2 – Sat., May 7 – LAVAL 3, SYRACUSE 2  
Game 3 – Thu., May 12 – LAVAL 4, SYRACUSE 1  
Game 4 – Sat., May 14 – SYRACUSE 3, LAVAL 0  
Game 5 – Tue., May 17 – LAVAL 3, SYRACUSE 2 (OT)  
(Laval wins series, 3-2)

#### Central Division Semifinals – Series “L” (best-of-5)

**C1-Chicago Wolves vs. C4-Rockford IceHogs**  
Game 1 – Thu., May 12 – CHICAGO 6, ROCKFORD 2  
Game 2 – Sat., May 14 – CHICAGO 4, ROCKFORD 1  
Game 3 – Sun., May 15 – CHICAGO 4, ROCKFORD 1  
(Chicago wins series, 3-0)

#### Central Division Semifinals – Series “M” (best-of-5)

**C2-Manitoba Moose vs. C3-Milwaukee Admirals**  
Game 1 – Fri., May 6 – MILWAUKEE 3, MANITOBA 2  
Game 2 – Sat., May 7 – MILWAUKEE 2, MANITOBA 1  
Game 3 – Wed., May 11 – MANITOBA 5, MILWAUKEE 2  
Game 4 – Fri., May 13 – MANITOBA 7, MILWAUKEE 3  
Game 5 – Sun., May 15 – MILWAUKEE 2, MANITOBA 1  
(Milwaukee wins series, 3-2)

#### Pacific Division Semifinals – Series “N” (best-of-5)

**P1-Stockton Heat vs. P4-Bakersfield Condors**  
Game 1 – Tue., May 10 – STOCKTON 3, BAKERSFIELD 1  
Game 2 – Wed., May 11 – STOCKTON 3, BAKERSFIELD 2  
Game 3 – Fri., May 13 – STOCKTON 6, BAKERSFIELD 4  
(Stockton wins series, 3-0)

#### Pacific Division Semifinals – Series “O” (best-of-5)

**P2-Ontario Reign vs. P3-Colorado Eagles**  
Game 1 – Wed., May 11 – COLORADO 10, ONTARIO 1  
Game 2 – Fri., May 13 – COLORADO 5, ONTARIO 4  
Game 3 – Sun., May 15 – COLORADO 5, ONTARIO 2  
(Colorado wins series, 3-0)

### DIVISION FINALS

#### Atlantic Division Finals – Series “P” (best-of-5)

**A1-Charlotte Checkers vs. A2-Springfield Thunderbirds**  
Game 1 – Sun., May 22 – SPRINGFIELD 6, CHARLOTTE 0  
Game 2 – Wed., May 25 – SPRINGFIELD 4, CHARLOTTE 3  
Game 3 – Sat., May 28 – SPRINGFIELD 5, CHARLOTTE 1  
(Springfield wins series, 3-0)

#### North Division Finals – Series “Q” (best-of-5)

**N3-Laval Rocket vs. N5-Rochester Americans**  
Game 1 – Sun., May 22 – LAVAL 6, ROCHESTER 1  
Game 2 – Mon., May 23 – LAVAL 3, ROCHESTER 1  
Game 3 – Wed., May 25 – LAVAL 6, ROCHESTER 5 (3OT)  
(Laval wins series, 3-0)

#### Central Division Finals – Series “R” (best-of-5)

**C1-Chicago Wolves vs. C3-Milwaukee Admirals**  
Game 1 – Sat., May 21 – CHICAGO 6, MILWAUKEE 2  
Game 2 – Sun., May 22 – CHICAGO 8, MILWAUKEE 2  
Game 3 – Wed., May 25 – MILWAUKEE 4, CHICAGO 2  
Game 4 – Fri., May 27 – CHICAGO 5, MILWAUKEE 1  
(Chicago wins series, 3-1)

#### Pacific Division Finals – Series “S” (best-of-5)

**P1-Stockton Heat vs. P3-Colorado Eagles**  
Game 1 – Mon., May 23 – STOCKTON 5, COLORADO 0  
Game 2 – Tue., May 24 – STOCKTON 1, COLORADO 0  
Game 3 – Fri., May 27 – COLORADO 6, STOCKTON 5 (OT)  
Game 4 – Sun., May 29 – STOCKTON 1, COLORADO 0  
(Stockton wins series, 3-0)

### CONFERENCE FINALS

#### Eastern Conference Finals – Series “T” (best-of-7)

**A2-Springfield Thunderbirds vs. N3-Laval Rocket**  
Game 1 – Sat., June 4 – SPRINGFIELD 2, LAVAL 1 (OT)  
Game 2 – Sun., June 5 – LAVAL 4, SPRINGFIELD 2  
Game 3 – Wed., June 8 – SPRINGFIELD 6, LAVAL 3  
Game 4 – Fri., June 10 – LAVAL 3, SPRINGFIELD 2 (OT)  
Game 5 – Sat., June 11 – SPRINGFIELD 3, LAVAL 2 (OT)  
Game 6 – Mon., June 13 – LAVAL 5, SPRINGFIELD 1  
Game 7 – Wed., June 15 – SPRINGFIELD 4, LAVAL 0  
(Springfield wins series, 4-3)

#### Western Conference Finals – Series “U” (best-of-7)

**C1-Chicago Wolves vs. P1-Stockton Heat**  
Game 1 – Fri., June 3 – CHICAGO 5, STOCKTON 4 (OT)  
Game 2 – Mon., June 6 – CHICAGO 3, STOCKTON 2  
Game 3 – Wed., June 8 – CHICAGO 3, STOCKTON 0  
Game 4 – Fri., June 10 – STOCKTON 4, CHICAGO 3 (OT)  
Game 5 – Sat., June 11 – STOCKTON 3, CHICAGO 2 (OT)  
Game 6 – Tue., June 14 – CHICAGO 3, STOCKTON 0  
(Chicago wins series, 4-2)

### CALDER CUP FINALS

#### 2022 Calder Cup Finals – Series “V” (best-of-7)

**C1-Chicago Wolves vs. A2-Springfield Thunderbirds**  
Game 1 – Sun., June 19 – SPRINGFIELD 5, CHICAGO 4 (OT)  
Game 2 – Mon., June 20 – CHICAGO 6, SPRINGFIELD 2  
Game 3 – Wed., June 22 – CHICAGO 4, SPRINGFIELD 0  
Game 4 – Fri., June 24 – CHICAGO 4, SPRINGFIELD 2  
Game 5 – Sat., June 25 – CHICAGO 4, SPRINGFIELD 0  
(Chicago wins series, 4-1)



## 2021-22 TEAM & INDIVIDUAL STATISTICS

### PLAYOFF LEADING SCORERS

	TEAM	GP	G	A	PTS
Josh Leivo	CHI	18	15	14	29
Stefan Noesen	CHI	18	9	16	25
* Jack Drury	CHI	18	9	15	24
Andrew Poturalski	CHI	18	8	15	23
Will Bitten	SPR	18	8	13	21
Matthew Peca	SPR	18	6	10	16
Danick Martel	LAV	15	9	6	15
Dakota Joshua	SPR	18	7	8	15
Sam Anas	SPR	18	4	11	15
Mackenzie MacEachern	SPR	18	6	7	13
Arttu Ruotsalainen	ROC	10	8	4	12
* JJ Peterka	ROC	10	7	5	12
Justin Kirkland	STK	13	7	5	12
David Gust	CHI	18	5	7	12
James Neal	SPR	17	4	8	12
Joey Keane	CHI	18	1	11	12
several tied at					11

GOALS	TEAM	GP	G
Josh Leivo	CHI	18	15
Stefan Noesen	CHI	18	9
* Jack Drury	CHI	18	9
Danick Martel	LAV	15	9
several tied at			8

ASSISTS	TEAM	GP	A
Stefan Noesen	CHI	18	16
* Jack Drury	CHI	18	15
Andrew Poturalski	CHI	18	15
Josh Leivo	CHI	18	14
Will Bitten	SPR	18	13

PENALTY MINUTES	TEAM	GP	PIM
Dakota Joshua	SPR	18	58
Alex Belzile	LAV	15	44
Danick Martel	LAV	15	44
Tommy Cross	SPR	18	36
several tied at			32

MINOR PENALTIES	TEAM	MIN
Dakota Joshua	SPR	14
Richard Panik	CHI	14
Andrew Poturalski	CHI	13
Alex Belzile	LAV	12
Danick Martel	LAV	12

POWER-PLAY GOALS	TEAM	PPG
Josh Leivo	CHI	6
* Jack Drury	CHI	5
Stefan Noesen	CHI	5
Arttu Ruotsalainen	ROC	4
several tied at		3

POWER-PLAY ASSISTS	TEAM	PPA
Andrew Poturalski	CHI	10
Josh Leivo	CHI	9
Stefan Noesen	CHI	9
Joey Keane	CHI	8
Sam Anas	SPR	7

POWER-PLAY POINTS	TEAM	PPP
Josh Leivo	CHI	15
Stefan Noesen	CHI	14
Andrew Poturalski	CHI	12
* Jack Drury	CHI	10
Sam Anas	SPR	9

SHOTS	TEAM	SHOTS
Josh Leivo	CHI	78
Danick Martel	LAV	66
Stefan Noesen	CHI	64
Andrew Poturalski	CHI	61
James Neal	SPR	56

GAME-WINNING GOALS	TEAM	GWG
Jean-Luc Foudy	COL	3
Justin Kirkland	STK	3
several tied at		2

MAJOR PENALTIES	TEAM	MAJ
several tied at		1

SHORTHANDED GOALS	TEAM	SHG
several tied at		1

SHORTHANDED ASSISTS	TEAM	SHA
several tied at		1

SHORTHANDED POINTS	TEAM	SHP
Keaton Middleton	COL	2
several tied at		1

SHOOTING PERCENTAGE	TEAM	G	SHOTS	PCT
Brayden Burke	MIL	4	9	44.4
Austin Czarnik	BRI	3	7	42.9
Akil Thomas	ONT	4	12	33.3
Zac Dalpe	CLT	7	22	31.8
A.J. Greer	UTI	6	19	31.6

PLUS-MINUS	TEAM	+/-
Andrew Poturalski	CHI	+15
Will Bitten	SPR	+13
Mackenzie MacEachern	SPR	+13
David Gust	CHI	+12
Josh Leivo	CHI	+12

\* indicates rookie



## 2021-22 TEAM & INDIVIDUAL STATISTICS

### PLAYOFF LEADING GOALTENDERS (BASED ON 60 OR MORE MINUTES)

	TEAM	GP	MIN	W	L	EN	SO	GA	GAA	SA	SVS	SV%
* Matthew Murray	TEX	2	118:22	0	2	0	0	3	1.52	62	59	.952
* Pyotr Kochetkov	CHI	6	364:24	5	1	0	2	10	1.65	202	192	.950
Troy Grosenick	PRO	2	142:39	0	2	0	0	4	1.68	66	62	.939
Alex Lyon	CHI	12	737:26	9	3	0	2	25	2.03	325	300	.923
Cayden Primeau	LAV	14	912:16	9	5	2	0	33	2.17	513	480	.936
* Dustin Wolf	STK	13	808:47	8	5	2	3	30	2.23	422	392	.929
Pheonix Copley	HER	3	183:34	1	2	1	0	7	2.29	99	92	.929
Cory Schneider	BRI	6	332:07	3	2	2	0	13	2.35	177	164	.927
Spencer Martin	ABB	2	124:56	0	2	0	0	5	2.40	80	75	.938
Mikhail Berdin	MB	5	294:52	2	3	0	0	12	2.44	106	94	.887
* Justus Annunen	COL	9	561:22	6	3	0	0	23	2.46	297	274	.923
Jakub Skarek	BRI	1	70:47	0	1	0	0	3	2.54	34	31	.912
* Joel Hofer	SPR	10	608:46	6	4	2	1	26	2.56	391	365	.934
Max Lagace	SYR	5	257:13	2	3	2	0	11	2.57	124	113	.911
Charlie Lindgren	SPR	8	494:32	5	3	2	1	23	2.79	269	246	.914
Stuart Skinner	BAK	5	298:06	2	3	1	0	14	2.82	157	143	.911
* Devin Cooley	MIL	7	345:10	3	2	2	0	17	2.96	230	213	.926
* Arvid Soderblom	RFD	5	280:56	2	3	0	1	14	2.99	186	172	.925
* Nico Daws	UTI	4	239:35	2	2	1	0	12	3.01	110	98	.891
Filip Gustavsson	BEL	2	154:33	0	2	0	0	8	3.11	62	54	.871

WINS	TEAM	WINS	LOSSES	TEAM	LOSSES
Alex Lyon	CHI	9	Cayden Primeau	LAV	5
Cayden Primeau	LAV	9	* Dustin Wolf	STK	5
* Dustin Wolf	STK	8	Aaron Dell	ROC	5
* Justus Annunen	COL	6	several tied at		4
* Joel Hofer	SPR	6			

MINUTES	TEAM	MIN	SHUTOUTS	TEAM	SHUTOUTS
Cayden Primeau	LAV	912:16	* Dustin Wolf	STK	3
* Dustin Wolf	STK	808:47	* Pyotr Kochetkov	CHI	2
Alex Lyon	CHI	737:26	Alex Lyon	CHI	2
Aaron Dell	ROC	626:58	several tied at		1
* Joel Hofer	SPR	608:46			

SAVES	TEAM	SAVES	SAVE PERCENTAGE	TEAM	GA	SAVES	PCT
Cayden Primeau	LAV	480	* Matthew Murray	TEX	3	59	.952
* Dustin Wolf	STK	392	* Pyotr Kochetkov	CHI	10	192	.950
* Joel Hofer	SPR	365	Troy Grosenick	PRO	4	62	.939
Alex Lyon	CHI	300	Spencer Martin	ABB	5	75	.938
Aaron Dell	ROC	278	Cayden Primeau	LAV	33	480	.936



## 2021-22 TEAM & INDIVIDUAL STATISTICS

### PLAYOFF LEADING SCORERS – ROOKIES

	TEAM	GP	G	A	PTS
* Jack Drury	CHI	18	9	15	24
* JJ Peterka	ROC	10	7	5	12
* Peyton Krebs	ROC	10	0	11	11
* Nikita Alexandrov	SPR	18	2	6	8
* Jakob Pelletier	STK	13	4	3	7
* Hugh McGing	SPR	18	4	3	7
* Walker Duehr	STK	13	5	1	6
* Lukas Rousek	ROC	10	2	4	6
* Jamieson Rees	CHI	17	2	4	6
* Vasili Ponomarev	CHI	18	1	5	6
* Ivan Lodnia	CHI	11	4	1	5
* Cole Smith	MIL	9	3	2	5
* Alex Beaucage	COL	8	2	3	5
* Sam Poulin	WBS	6	3	1	4
* Dylan Holloway	BAK	5	2	2	4
* Lucas Condotta	LAV	10	2	2	4
* Filip Hallander	WBS	6	1	3	4
* Aatu Raty	BRI	6	1	3	4
several tied at					3

MINOR PENALTIES	TEAM	MIN
* Hugh McGing	SPR	6
* Jack Drury	CHI	5
several tied at		4

POWER-PLAY GOALS	TEAM	PPG
* Jack Drury	CHI	5
* Hugh McGing	SPR	3
* Sam Poulin	WBS	2
* Cole Smith	MIL	2
* JJ Peterka	ROC	2

POWER-PLAY ASSISTS	TEAM	PPA
* Jack Drury	CHI	5
* Peyton Krebs	ROC	3
* Alexander Holtz	UTI	2
* Filip Hallander	WBS	2
* Hugh McGing	SPR	2

POWER-PLAY POINTS	TEAM	PPP
* Jack Drury	CHI	10
* Hugh McGing	SPR	5
* Sam Poulin	WBS	3
* Peyton Krebs	ROC	3
* JJ Peterka	ROC	3

SHOTS	TEAM	SHOTS
* Jack Drury	CHI	54
* JJ Peterka	ROC	44
* Walker Duehr	STK	29
* Nikita Alexandrov	SPR	29
several tied at		28

GAME-WINNING GOALS	TEAM	GWG
* Jamieson Rees	CHI	2
* Hugh McGing	SPR	2
several tied at		1

GOALS	TEAM	GP	G
* Jack Drury	CHI	18	9
* JJ Peterka	ROC	10	7
* Walker Duehr	STK	13	5
several tied at			4

ASSISTS	TEAM	GP	A
* Jack Drury	CHI	18	15
* Peyton Krebs	ROC	10	11
* Nikita Alexandrov	SPR	18	6
* JJ Peterka	ROC	10	5
* Vasili Ponomarev	CHI	18	5

PENALTY MINUTES	TEAM	GP	PIM
* Peter Tischke	ROC	8	15
* Kaedan Korczak	HSK	2	12
* Hugh McGing	SPR	18	12
* Jack Drury	CHI	18	10
* Patrick Giles	CLT	7	9

MAJOR PENALTIES	TEAM	MAJ
* Peter Tischke	ROC	1
* Patrick Giles	CLT	1
* Kyle MacLean	BRI	1
* Chase Wouters	ABB	1

SHORTHANDED GOALS	TEAM	SHG
* Kyle MacLean	BRI	1
* Cole Schwindt	CLT	1
* Jakob Pelletier	STK	1

SHORTHANDED ASSISTS	TEAM	SHA
* Colton Poolman	STK	1
* Nikita Alexandrov	SPR	1
* Jack Drury	CHI	1

SHORTHANDED POINTS	TEAM	SHP
several tied at		1

SHOOTING PERCENTAGE	TEAM	G	SHOTS	PCT
* Lukas Rousek	ROC	2	7	28.6
* Vasily Podkolzin	ABB	1	4	25.0
* Cole Smith	MIL	3	14	21.4
several tied at				20.0

PLUS-MINUS	TEAM	+/-
* Jack Drury	CHI	+9
* Nikita Alexandrov	SPR	+8
* Vasili Ponomarev	CHI	+7
several tied at		+5





## 2021-22 TEAM & INDIVIDUAL STATISTICS

### PLAYOFF LEADING SCORERS – DEFENSEMEN

	TEAM	GP	G	A	PTS
Joey Keane	CHI	18	1	11	12
Tommy Cross	SPR	18	3	8	11
Sami Niku	LAV	15	0	11	11
Louie Belpedio	LAV	15	2	8	10
Jordan Gross	COL	9	1	9	10
Brady Lyle	SPR	16	3	6	9
Xavier Ouellet	LAV	15	1	8	9
Max Lajoie	CHI	18	4	4	8
Jalen Chatfield	CHI	18	2	6	8
Roland McKeown	COL	9	0	8	8
Declan Chisholm	MB	5	2	5	7
Casey Fitzgerald	ROC	10	2	5	7
Andy Welinski	STK	13	1	5	6
Cavan Fitzgerald	CHI	17	1	5	6
Jeremy Davies	MIL	9	0	6	6
several tied at					5

GOALS	TEAM	GP	G
Max Lajoie	CHI	18	4
Tommy Cross	SPR	18	3
Brady Lyle	SPR	16	3
several tied at			2

ASSISTS	TEAM	GP	A
Sami Niku	LAV	15	11
Joey Keane	CHI	18	11
Jordan Gross	COL	9	9
several tied at			8

PENALTY MINUTES	TEAM	GP	PIM
Tommy Cross	SPR	18	36
Joey Keane	CHI	18	32
Andreas Englund	COL	8	30
Cale Fleury	CLT	7	24
Steven Santini	SPR	18	24

MINOR PENALTIES	TEAM	MIN
Joey Keane	CHI	11
Roland McKeown	COL	9
Tommy Cross	SPR	8
Jalen Chatfield	CHI	8
several tied at		7

MAJOR PENALTIES	TEAM	MAJ
* Peter Tischke	ROC	1
Nikita Okhotiuk	UTI	1
Casey Fitzgerald	ROC	1

POWER-PLAY GOALS	TEAM	PPG
several tied at		1

SHORTHANDED GOALS	TEAM	SHG
Keaton Middleton	COL	1
Luke Witkowski	SPR	1

POWER-PLAY ASSISTS	TEAM	PPA
Joey Keane	CHI	8
Louie Belpedio	LAV	5
Sami Niku	LAV	5
Xavier Ouellet	LAV	5
Jordan Gross	COL	4

SHORTHANDED ASSISTS	TEAM	SHA
Roland McKeown	COL	1
Keaton Middleton	COL	1
Kevin Gravel	STK	1
* Colton Poolman	STK	1
Jalen Chatfield	CHI	1

POWER-PLAY POINTS	TEAM	PPP
Joey Keane	CHI	8
Jordan Gross	COL	5
Louie Belpedio	LAV	5
Sami Niku	LAV	5
Xavier Ouellet	LAV	5

SHORTHANDED POINTS	TEAM	SHP
Keaton Middleton	COL	2
several tied at		1

SHOTS	TEAM	SHOTS
Jalen Chatfield	CHI	41
Xavier Ouellet	LAV	36
Louie Belpedio	LAV	35
Tommy Cross	SPR	35
Max Lajoie	CHI	34

SHOOTING PERCENTAGE	TEAM	G	SHOTS	PCT
Declan Chisholm	MB	2	7	28.6
Robbie Russo	UTI	2	8	25.0
Dylan McIlrath	HER	1	4	25.0
Zac Leslie	BEL	1	5	20.0
several tied at				16.7

GAME-WINNING GOALS	TEAM	GWG
several tied at		1

PLUS-MINUS	TEAM	+/-
Cavan Fitzgerald	CHI	+11
Josh Jacobs	CHI	+11
Jalen Chatfield	CHI	+10
Max Lajoie	CHI	+9
Keaton Middleton	COL	+8



## 2021-22 TEAM & INDIVIDUAL STATISTICS

### HOME AND AWAY RECORDS

TEAM	GP	-----HOME-----					-----AWAY-----				
		GP	W	L	GF	GA	GP	W	L	GF	GA
Abbotsford	2	0	0	0	0	0	2	0	2	3	5
Bakersfield	5	3	2	1	9	9	2	0	2	3	6
Belleville	2	1	0	1	3	4	1	0	1	3	4
Bridgeport	6	3	1	2	10	11	3	2	1	5	7
Charlotte	7	3	1	2	7	8	4	2	2	13	18
Chicago	18	9	8	1	45	20	9	6	3	31	15
Colorado	9	6	5	1	31	15	3	1	2	5	8
Henderson	2	0	0	0	0	0	2	0	2	4	10
Hershey	3	1	1	0	2	1	2	0	2	3	7
Laval	15	7	4	3	21	17	8	5	3	25	23
Manitoba	5	3	2	1	13	7	2	0	2	3	5
Milwaukee	9	4	3	1	10	10	5	1	4	11	27
Ontario	5	3	2	1	12	11	2	0	2	5	15
Providence	2	1	0	1	1	2	1	0	1	1	2
Rochester	10	4	2	2	15	16	6	3	3	17	23
Rockford	5	3	2	1	4	5	2	0	2	3	10
San Diego	2	0	0	0	0	0	2	0	2	6	10
Springfield	18	11	6	5	31	28	7	5	2	30	25
Stockton	13	7	6	1	19	11	6	2	4	18	21
Syracuse	5	3	1	2	9	9	2	1	1	4	4
Texas	2	0	0	0	0	0	2	0	2	1	3
Utica	5	3	1	2	11	11	2	1	1	7	6
W-B/Scranton	6	3	2	1	13	10	3	0	3	4	12
<b>TOTAL</b>	<b>156</b>	<b>78</b>	<b>49</b>	<b>29</b>	<b>266</b>	<b>205</b>	<b>78</b>	<b>29</b>	<b>49</b>	<b>205</b>	<b>266</b>

### OVERTIME RECORDS

TEAM	GP	OTW	OTL	W PCT
Abbotsford	1	0	1	.000
Bakersfield	1	1	0	1.000
Belleville	2	0	2	.000
Bridgeport	3	2	1	.667
Charlotte	1	1	0	1.000
Chicago	4	1	3	.250
Colorado	2	2	0	1.000
Henderson	0	0	0	---
Hershey	1	0	1	.000
Laval	5	3	2	.600
Manitoba	0	0	0	---
Milwaukee	0	0	0	---
Ontario	2	1	1	.500
Providence	2	0	2	.000
Rochester	5	4	1	.800
Rockford	1	1	0	1.000
San Diego	1	0	1	.000
Springfield	4	3	1	.750
Stockton	4	2	2	.500
Syracuse	1	0	1	.000
Texas	1	0	1	.000
Utica	2	0	2	.000
W-B/Scranton	1	1	0	1.000
<b>TOTALS</b>	<b>44</b>	<b>22</b>	<b>22</b>	

### RECORD WHEN SCORING FIRST

TEAM	GP	FG	W	L	PCT
Abbotsford	2	2	0	2	.000
Bakersfield	5	0	0	0	---
Belleville	2	1	0	1	.000
Bridgeport	6	2	1	1	.500
Charlotte	7	4	2	2	.500
Chicago	18	16	13	3	.813
Colorado	9	6	6	0	1.000
Henderson	2	0	0	0	---
Hershey	3	2	1	1	.500
Laval	15	8	4	4	.500
Manitoba	5	1	1	0	1.000
Milwaukee	9	5	4	1	.800
Ontario	5	1	1	0	1.000
Providence	2	1	0	1	.000
Rochester	10	6	3	3	.500
Rockford	5	3	2	1	.667
San Diego	2	1	0	1	.000
Springfield	18	6	5	1	.833
Stockton	13	6	6	0	1.000
Syracuse	5	3	1	2	.333
Texas	2	0	0	0	---
Utica	5	2	1	1	.500
W-B/Scranton	6	2	1	1	.500
<b>TOTALS</b>	<b>156</b>	<b>78</b>	<b>52</b>	<b>26</b>	<b>.667</b>



## 2021-22 TEAM & INDIVIDUAL STATISTICS

### PENALTY MINUTE RECORD

TEAM	GP	PIM	AVG	MINOR	MAJOR	10-MIN MISC	GAME MISC	MATCH	OPP PIM
Ontario	5	111	22.20	33	1	4	0	0	90
Charlotte	7	125	17.86	35	3	3	1	0	96
Colorado	9	154	17.11	52	2	2	1	1	141
Henderson	2	34	17.00	12	0	1	0	0	50
Springfield	18	291	16.17	93	1	9	1	0	334
Chicago	18	264	14.67	122	0	2	0	0	270
Milwaukee	9	132	14.67	46	0	4	0	0	92
Laval	15	216	14.40	78	0	6	0	0	225
Utica	5	66	13.20	18	2	2	0	0	46
San Diego	2	26	13.00	13	0	0	0	0	26
Rockford	5	60	12.00	25	0	1	0	0	50
Abbotsford	2	23	11.50	9	1	0	0	0	23
Bridgeport	6	68	11.33	29	2	0	0	0	81
Rochester	10	112	11.20	36	2	3	0	0	116
Providence	2	20	10.00	10	0	0	0	0	28
Wilkes-Barre/Scranton	6	57	9.50	26	1	0	0	0	51
Bakersfield	5	47	9.40	21	1	0	0	0	45
Manitoba	5	42	8.40	21	0	0	0	0	44
Syracuse	5	42	8.40	21	0	0	0	0	38
Stockton	13	98	7.54	49	0	0	0	0	142
Belleville	2	14	7.00	7	0	0	0	0	14
Hershey	3	21	7.00	8	1	0	0	0	23
Texas	2	8	4.00	4	0	0	0	0	6
<b>TOTALS</b>	<b>156</b>	<b>2031</b>	<b>13.02</b>	<b>768</b>	<b>17</b>	<b>37</b>	<b>3</b>	<b>1</b>	

### TEAM SCORING BY PERIOD

TEAM	1st		2nd		3rd		OT		TOTALS	
	GF	GA	GF	GA	GF	GA	GF	GA	GF	GA
Abbotsford	1	0	0	1	2	3	0	1	3	5
Bakersfield	1	4	5	4	5	7	1	0	12	15
Belleville	2	1	2	2	2	3	0	2	6	8
Bridgeport	5	7	3	4	5	6	2	1	15	18
Charlotte	9	8	3	6	7	12	1	0	20	26
Chicago	24	7	27	12	24	13	1	3	76	35
Colorado	13	4	7	7	14	12	2	0	36	23
Henderson	0	4	1	0	3	6	0	0	4	10
Hershey	2	3	1	1	2	3	0	1	5	8
Laval	10	13	18	9	15	16	3	2	46	40
Manitoba	2	5	8	3	6	4	0	0	16	12
Milwaukee	6	9	7	17	8	11	0	0	21	37
Ontario	7	10	2	7	7	8	1	1	17	26
Providence	0	0	1	0	1	2	0	2	2	4
Rochester	11	9	5	19	12	10	4	1	32	39
Rockford	1	5	2	5	3	5	1	0	7	15
San Diego	2	5	2	1	2	3	0	1	6	10
Springfield	13	20	17	17	28	15	3	1	61	53
Stockton	8	5	13	12	14	13	2	2	37	32
Syracuse	5	3	4	3	4	6	0	1	13	13
Texas	0	0	0	1	1	1	0	1	1	3
Utica	5	7	9	3	4	5	0	2	18	17
W-B/Scranton	7	5	4	7	5	10	1	0	17	22
<b>TOTAL</b>	<b>134</b>	<b>134</b>	<b>141</b>	<b>141</b>	<b>174</b>	<b>174</b>	<b>22</b>	<b>22</b>	<b>471</b>	<b>471</b>

### TEAM SHOTS BY PERIOD

TEAM	1st		2nd		3rd		OT		TOTALS	
	SF	SA	SF	SA	SF	SA	SF	SA	SF	SA
Abbotsford	13	26	20	26	22	22	5	6	60	80
Bakersfield	59	43	60	55	49	55	6	5	174	158
Belleville	16	13	20	21	13	11	15	17	64	62
Bridgeport	51	70	52	78	50	47	21	18	174	213
Charlotte	83	67	90	62	73	53	10	7	256	189
Chicago	224	171	215	180	199	160	13	16	651	527
Colorado	98	91	115	116	84	77	13	13	310	297
Henderson	19	20	22	25	19	28	0	0	60	73
Hershey	28	36	30	26	32	34	2	4	92	100
Laval	160	162	167	188	155	158	49	38	531	546
Manitoba	51	48	81	29	61	29	0	0	193	106
Milwaukee	90	90	63	141	63	110	0	0	216	341
Ontario	48	58	57	62	59	36	11	6	175	162
Providence	24	17	32	14	13	21	8	14	77	66
Rochester	85	101	99	121	98	78	32	40	314	340
Rockford	26	81	55	50	46	66	1	0	128	197
San Diego	19	21	19	16	15	30	0	4	53	71
Springfield	204	228	225	209	176	205	26	22	631	664
Stockton	140	129	141	153	120	124	17	18	418	424
Syracuse	52	41	46	49	61	55	5	5	164	150
Texas	27	13	21	23	22	25	0	1	70	62
Utica	44	43	60	40	41	63	1	3	146	149
W-B/Scranton	75	67	60	66	80	64	4	2	219	199
<b>TOTAL</b>	<b>1636</b>	<b>1636</b>	<b>1750</b>	<b>1750</b>	<b>1551</b>	<b>1551</b>	<b>239</b>	<b>239</b>	<b>5176</b>	<b>5176</b>



## 2021-22 TEAM & INDIVIDUAL STATISTICS

### GOALS AND SHOTS PER GAME

TEAM	GP	GF	AVG	TEAM	GP	GA	AVG	TEAM	GP	SF	AVG	TEAM	GP	SA	AVG
1 Chicago	18	76	4.22	1 Texas	2	3	1.50	1 Manitoba	5	193	38.60	1 Manitoba	5	106	21.20
2 Colorado	9	36	4.00	2 Chicago	18	35	1.94	2 Providence	2	77	38.50	2 Charlotte	7	189	27.00
3 Utica	5	18	3.60	3 Providence	2	4	2.00	3 Charlotte	7	256	36.57	3 Chicago	18	527	29.28
4 Ontario	5	17	3.40	4 Manitoba	5	12	2.40	4 W-B/Scranton	6	219	36.50	4 Utica	5	149	29.80
5 Springfield	18	61	3.39	5 Stockton	13	32	2.46	5 Chicago	18	651	36.17	5 Syracuse	5	150	30.00
6 Rochester	10	32	3.20	6 Abbotsford	2	5	2.50	6 Laval	15	531	35.40	6 Belleville	2	62	31.00
Manitoba	5	16	3.20	7 Colorado	9	23	2.56	7 Springfield	18	631	35.06	7 Texas	2	62	31.00
8 Laval	15	46	3.07	8 Syracuse	5	13	2.60	8 Ontario	5	175	35.00	8 Bakersfield	5	158	31.60
9 Belleville	2	6	3.00	9 Hershey	3	8	2.67	9 Texas	2	70	35.00	9 Ontario	5	162	32.40
San Diego	2	6	3.00	10 Laval	15	40	2.67	10 Bakersfield	5	174	34.80	10 Stockton	13	424	32.62
11 Charlotte	7	20	2.86	11 Springfield	18	53	2.94	11 Colorado	9	310	34.44	11 Providence	2	66	33.00
12 Stockton	13	37	2.85	12 Bakersfield	5	15	3.00	12 Syracuse	5	164	32.80	12 Colorado	9	297	33.00
13 W-B/Scranton	6	17	2.83	13 Rockford	5	15	3.00	13 Stockton	13	418	32.15	13 W-B/Scranton	6	199	33.17
14 Syracuse	5	13	2.60	14 Bridgeport	6	18	3.00	14 Belleville	2	64	32.00	14 Hershey	3	100	33.33
15 Bridgeport	6	15	2.50	15 Utica	5	17	3.40	15 Rochester	10	314	31.40	15 Rochester	10	340	34.00
16 Bakersfield	5	12	2.40	16 W-B/Scranton	6	22	3.67	16 Hershey	3	92	30.67	16 Bridgeport	6	213	35.50
17 Milwaukee	9	21	2.33	17 Charlotte	7	26	3.71	17 Abbotsford	2	60	30.00	San Diego	2	71	35.50
18 Henderson	2	4	2.00	18 Rochester	10	39	3.90	18 Henderson	2	60	30.00	18 Laval	15	546	36.40
19 Hershey	3	5	1.67	19 Belleville	2	8	4.00	19 Utica	5	146	29.20	19 Henderson	2	73	36.50
20 Abbotsford	2	3	1.50	20 Milwaukee	9	37	4.11	20 Bridgeport	6	174	29.00	20 Springfield	18	664	36.89
21 Rockford	5	7	1.40	21 Henderson	2	10	5.00	21 San Diego	2	53	26.50	21 Milwaukee	9	341	37.89
22 Providence	2	2	1.00	22 San Diego	2	10	5.00	22 Rockford	5	128	25.60	22 Rockford	5	197	39.40
23 Texas	2	1	0.50	23 Ontario	5	26	5.20	23 Milwaukee	9	216	24.00	23 Abbotsford	2	80	40.00
<b>TOTALS</b>	<b>156</b>	<b>471</b>	<b>3.02</b>	<b>TOTALS</b>	<b>156</b>	<b>471</b>	<b>3.02</b>	<b>TOTALS</b>	<b>156</b>	<b>5176</b>	<b>33.18</b>	<b>TOTALS</b>	<b>156</b>	<b>5176</b>	<b>33.18</b>

### POWER PLAY AND PENALTY KILLING

#### Overall Power Play Record

TEAM	GP	ADV	PPGF	PCT
1 UTI	5	7	4	57.1
2 CHI	18	74	23	31.1
3 MB	5	17	5	29.4
4 COL	9	31	8	25.8
5 MIL	9	33	8	24.2
6 BAK	5	17	4	23.5
7 LAV	15	49	11	22.4
8 ROC	10	32	7	21.9
9 SYR	5	15	3	20.0
10 ONT	5	22	4	18.2
11 WBS	6	17	3	17.6
12 SPR	18	92	16	17.4
13 ABB	2	6	1	16.7
BEL	2	6	1	16.7
15 HER	3	7	1	14.3
16 CLT	7	24	3	12.5
17 SD	2	9	1	11.1
RFD	5	18	2	11.1
BRI	6	18	2	11.1
20 STK	13	58	6	10.3
21 PRO	2	11	1	9.1
22 TEX	2	3	0	0.0
HSK	2	11	0	0.0
<b>TOTALS</b>		<b>577</b>	<b>114</b>	<b>19.8</b>

#### Overall Penalty Killing Record

TEAM	GP	TSH	PPGA	PCT
1 TEX	2	4	0	100.0
2 COL	9	42	4	90.5
3 LAV	15	61	6	90.2
4 CHI	18	90	11	87.8
5 BRI	6	24	3	87.5
6 PRO	2	7	1	85.7
7 BEL	2	6	1	83.3
8 ABB	2	6	1	83.3
9 HER	3	6	1	83.3
BAK	5	18	3	83.3
11 MB	5	16	3	81.3
12 CLT	7	27	6	77.8
RFD	5	18	4	77.8
14 STK	13	42	10	76.2
15 SPR	18	62	15	75.8
16 HSK	2	8	2	75.0
17 ONT	5	23	6	73.9
18 MIL	9	34	9	73.5
19 SYR	5	17	5	70.6
20 ROC	10	25	8	68.0
21 SD	2	9	3	66.7
22 WBS	6	20	7	65.0
23 UTI	5	12	5	58.3
<b>TOTALS</b>		<b>577</b>	<b>114</b>	<b>80.2</b>

### SHORTHANDED GOALS

#### Overall SHGF

TEAM	GP	SHGF
1 COL	9	3
2 SPR	18	2
STK	13	2
ONT	5	2
5 CLT	7	1
SD	2	1
BRI	6	1
SYR	5	1
CHI	18	1
10 BEL	2	0
PRO	2	0
RFD	5	0
LAV	15	0
WBS	6	0
TEX	2	0
ROC	10	0
MB	5	0
BAK	5	0
HSK	2	0
MIL	9	0
HER	3	0
UTI	5	0
ABB	2	0
<b>TOTALS</b>	<b>14</b>	

#### Overall SHGA

TEAM	GPSHGA
1 BEL	2
PRO	2
RFD	5
SPR	18
TEX	2
ROC	10
COL	9
MB	5
SYR	5
MIL	9
HER	3
UTI	5
ABB	2
14 CLT	7
STK	13
WBS	6
BRI	6
BAK	5
HSK	2
CHI	18
SD	2
LAV	15
23 ONT	5
<b>TOTALS</b>	<b>14</b>



## 2021-22 TEAM & INDIVIDUAL STATISTICS

### MISCELLANEOUS TEAM RECORDS

	Leading After 1 Period	Leading After 2 Periods	Tied After 1 Period	Tied After 2 Periods	Trailing After 1 Period	Trailing After 2 Periods	Outshooting Opponents	Outshot by Opponent
Abbotsford	0-1	0-0	0-1	0-2	0-0	0-0	0-0	0-2
Bakersfield	0-0	0-0	1-2	2-2	1-1	0-1	2-1	0-2
Belleville	0-1	0-1	0-0	0-0	0-1	0-1	0-1	0-1
Bridgeport	0-1	0-0	3-0	2-2	0-2	1-1	1-1	2-2
Charlotte	2-1	1-0	0-1	2-2	1-2	0-2	2-4	1-0
Chicago	10-0	11-2	4-3	3-1	0-1	0-1	10-3	3-1
Colorado	4-0	5-0	1-3	1-1	1-0	0-2	2-2	2-1
Henderson	0-0	0-0	0-0	0-0	0-2	0-2	0-1	0-1
Hershey	1-0	1-0	0-1	0-1	0-1	0-1	1-0	0-2
Laval	3-1	6-2	3-2	2-0	3-3	1-4	5-1	2-4
Manitoba	0-0	2-0	1-2	0-1	1-1	0-2	2-3	0-0
Milwaukee	1-1	3-0	3-1	1-0	0-3	0-5	0-0	4-4
Ontario	2-0	1-0	0-1	1-0	0-2	0-3	2-0	0-1
Providence	0-0	0-1	0-2	0-1	0-0	0-0	0-1	0-1
Rochester	3-2	2-0	0-1	1-1	2-2	2-4	4-0	1-4
Rockford	0-0	1-0	2-0	1-0	0-3	0-3	0-0	2-3
San Diego	0-0	0-0	0-0	0-1	0-2	0-1	0-0	0-2
Springfield	6-1	6-0	2-1	2-1	3-5	3-6	4-3	6-3
Stockton	1-1	3-0	7-4	4-4	0-0	1-1	4-2	4-3
Syracuse	2-1	2-1	0-1	0-1	0-1	0-1	1-1	0-2
Texas	0-0	0-0	0-2	0-1	0-0	0-1	0-2	0-0
Utica	1-1	1-1	0-0	1-1	1-2	0-1	2-0	0-3
W-B/Scranton	1-1	1-0	1-0	1-1	0-3	0-3	2-1	0-2

	1-Goal Games	2-Goal Games	3-Goal Games	4-Goal Games	5-Goal Games	6-Goal Games	> 6-Goal Games
Abbotsford	0-2	0-0	0-0	0-0	0-0	0-0	0-0
Bakersfield	2-1	0-2	0-0	0-0	0-0	0-0	0-0
Belleville	0-2	0-0	0-0	0-0	0-0	0-0	0-0
Bridgeport	3-2	0-0	0-0	0-1	0-0	0-0	0-0
Charlotte	2-2	0-0	0-0	1-1	0-0	0-1	0-0
Chicago	2-3	1-1	4-0	6-0	0-0	1-0	0-0
Colorado	2-2	0-0	3-0	0-0	0-1	0-0	1-0
Henderson	0-0	0-0	0-2	0-0	0-0	0-0	0-0
Hershey	1-1	0-0	0-1	0-0	0-0	0-0	0-0
Laval	4-2	2-1	1-2	1-1	1-0	0-0	0-0
Manitoba	0-3	0-0	1-0	1-0	0-0	0-0	0-0
Milwaukee	3-0	1-0	0-1	0-3	0-0	0-1	0-0
Ontario	1-1	0-0	1-1	0-0	0-0	0-0	0-1
Providence	0-2	0-0	0-0	0-0	0-0	0-0	0-0
Rochester	4-1	1-2	0-1	0-0	0-1	0-0	0-0
Rockford	2-0	0-0	0-2	0-1	0-0	0-0	0-0
San Diego	0-1	0-0	0-1	0-0	0-0	0-0	0-0
Springfield	5-1	0-2	2-0	3-4	0-0	1-0	0-0
Stockton	5-3	2-0	0-2	0-0	1-0	0-0	0-0
Syracuse	0-2	1-0	1-1	0-0	0-0	0-0	0-0
Texas	0-2	0-0	0-0	0-0	0-0	0-0	0-0
Utica	0-2	1-1	1-0	0-0	0-0	0-0	0-0
W-B/Scranton	1-2	0-0	1-1	0-1	0-0	0-0	0-0



## 2021-22 TEAM & INDIVIDUAL STATISTICS

### TEAM GAME HIGHS

<b>GOALS</b>	<b>DATE</b>	<b>GOALS</b>	<b>ASSISTS</b>	<b>DATE</b>	<b>ASSISTS</b>
Colorado	05/11/2022	10	Springfield	05/15/2022	14
Chicago	05/22/2022	8	Chicago	05/22/2022	12
several tied at		7	Laval	05/25/2022	12
			several tied at		10
<b>POINTS</b>	<b>DATE</b>	<b>POINTS</b>	<b>PENALTY MINUTES</b>	<b>DATE</b>	<b>PIM</b>
Springfield	05/15/2022	21	Milwaukee	05/22/2022	60
Chicago	05/22/2022	18	Springfield	06/10/2022	55
Laval	05/25/2022	18	Laval	06/10/2022	54
several tied at		15	Ontario	05/13/2022	43
			Laval	06/08/2022	42
<b>MINORS</b>	<b>DATE</b>	<b>MINORS</b>	<b>MAJORS</b>	<b>DATE</b>	<b>MAJORS</b>
Chicago	06/24/2022	13	several tied at		1
Charlotte	05/25/2022	11			
Laval	06/08/2022	11	<b>POWER-PLAY GOALS</b>	<b>DATE</b>	<b>PPG</b>
Chicago	06/20/2022	11	Colorado	05/11/2022	4
Springfield	06/20/2022	11	Springfield	05/15/2022	3
			Milwaukee	05/25/2022	3
			Chicago	06/03/2022	3
			several tied at		2
<b>PENALTY MINUTES, BOTH TEAMS</b>	<b>DATE</b>	<b>PIM</b>	<b>SHORTHAND GOALS</b>	<b>DATE</b>	<b>SHG</b>
Laval	06/10/2022	109	Ontario	05/04/2022	2
Springfield	06/10/2022	109	Colorado	05/11/2022	2
Laval	06/08/2022	76	several tied at		1
Springfield	06/08/2022	76			
<b>WINNING MARGIN</b>	<b>DATE</b>	<b>GOALS</b>	<b>SAVES</b>	<b>DATE</b>	<b>SAVES</b>
Colorado	05/11/2022	9	Rochester	05/25/2022	54
Chicago	05/22/2022	6	Springfield	05/11/2022	50
Springfield	05/22/2022	6	Springfield	06/10/2022	48
Laval	05/22/2022	5	Springfield	05/25/2022	47
Stockton	05/23/2022	5	Milwaukee	05/25/2022	47
<b>GOALS BY BOTH TEAMS</b>	<b>DATE</b>	<b>GOALS</b>	<b>SAVES, 1ST PERIOD</b>	<b>DATE</b>	<b>SAVES</b>
Bridgeport	05/12/2022	13	Springfield	06/10/2022	25
Charlotte	05/12/2022	13	Abbotsford	05/03/2022	20
W-B/Scranton	05/15/2022	13	Rockford	05/14/2022	18
Springfield	05/15/2022	13	several tied at		17
<b>GOALS, 1ST PERIOD</b>	<b>DATE</b>	<b>GOALS</b>	<b>SAVES, 2ND PERIOD</b>	<b>DATE</b>	<b>SAVES</b>
Colorado	05/11/2022	6	Milwaukee	05/07/2022	22
Charlotte	05/12/2022	5	Milwaukee	05/25/2022	21
W-B/Scranton	05/15/2022	4	several tied at		20
Chicago	06/20/2022	4			
several tied at		3	<b>SAVES, 3RD PERIOD</b>	<b>DATE</b>	<b>SAVES</b>
			Utica	05/17/2022	19
<b>GOALS, 2ND PERIOD</b>	<b>DATE</b>	<b>GOALS</b>	Hershey	05/09/2022	18
Chicago	05/22/2022	5	Springfield	05/11/2022	17
Laval	05/25/2022	4	Rockford	05/14/2022	17
several tied at		3	several tied at		16
<b>GOALS, 3RD PERIOD</b>	<b>DATE</b>	<b>GOALS</b>	<b>FEWEST SHOTS</b>	<b>DATE</b>	<b>SHOTS</b>
Springfield	05/22/2022	4	Milwaukee	05/07/2022	16
Laval	06/13/2022	4	Rockford	05/14/2022	16
several tied at		3	Milwaukee	05/27/2022	18
			Utica	05/14/2022	19
			Rockford	05/12/2022	20
<b>SHOTS</b>	<b>DATE</b>	<b>SHOTS</b>	<b>FEWEST SHOTS, 1ST PERIOD</b>	<b>DATE</b>	<b>SHOTS</b>
Laval	05/25/2022	60	Rockford	05/14/2022	1
W-B/Scranton	05/11/2022	51	Rockford	05/06/2022	3
Laval	06/10/2022	51	Hershey	05/06/2022	3
Charlotte	05/25/2022	50	Manitoba	05/15/2022	4
several tied at		49	Colorado	05/23/2022	4
<b>MOST SHOTS, 1ST PERIOD</b>	<b>DATE</b>	<b>SHOTS</b>	<b>FEWEST SHOTS, 2ND PERIOD</b>	<b>DATE</b>	<b>SHOTS</b>
Laval	06/10/2022	26	Milwaukee	05/07/2022	3
Bakersfield	05/03/2022	20	Syracuse	05/12/2022	4
Chicago	05/14/2022	20	Milwaukee	05/15/2022	4
Springfield	06/10/2022	19	several tied at		5
several tied at		18			
			<b>FEWEST SHOTS, 3RD PERIOD</b>	<b>DATE</b>	<b>SHOTS</b>
<b>MOST SHOTS, 2ND PERIOD</b>	<b>DATE</b>	<b>SHOTS</b>	Laval	06/05/2022	3
Manitoba	05/07/2022	22	Belleville	05/04/2022	4
Springfield	06/08/2022	22	Springfield	05/11/2022	4
Providence	05/02/2022	21	Milwaukee	05/15/2022	4
Chicago	05/25/2022	21	Laval	06/11/2022	4
Springfield	06/24/2022	21			
<b>MOST SHOTS, 3RD PERIOD</b>	<b>DATE</b>	<b>SHOTS</b>			
Rochester	05/17/2022	21			
W-B/Scranton	05/09/2022	20			
Chicago	05/14/2022	18			
several tied at		17			



## 2021-22 TEAM & INDIVIDUAL STATISTICS

### INDIVIDUAL GAME HIGHS

GOALS	TEAM	DATE	GOALS	ASSISTS	TEAM	DATE	ASSISTS
Martel, Danick	LAV	05/22/2022	4	Noesen, Stefan	CHI	06/20/2022	4
Bitten, Will	SPR	06/08/2022	4	several tied at			3
several tied at			3				
POINTS	TEAM	DATE	POINTS	PENALTY MINUTES	TEAM	DATE	PIM
several tied at			4	Englund, Andreas	COL	05/06/2022	24
				Fleury, Cale	CLT	05/28/2022	16
				Tucker, Tyler	SPR	06/08/2022	16
				Martel, Danick	LAV	06/08/2022	16
				several tied at			15
PP GOALS	TEAM	DATE	PPG	PP ASSISTS	TEAM	DATE	PPA
Poulin, Sam	WBS	05/15/2022	2	Glass, Cody	MIL	05/25/2022	3
Leivo, Josh	CHI	05/27/2022	2	several tied at			2
Leivo, Josh	CHI	06/03/2022	2				
Leivo, Josh	CHI	06/20/2022	2				
several tied at			1				
SH GOALS	TEAM	DATE	SHG	SH ASSISTS	TEAM	DATE	SHA
several tied at			1	several tied at			1
PLUS/MINUS (+)	TEAM	DATE	+/-	PLUS/MINUS (-)	TEAM	DATE	+/-
several tied at			+4	Ylönen, Jesse	LAV	06/08/2022	-5
				several tied at			-4
SAVES	TEAM	DATE	SAVES	GOALS AGAINST	TEAM	DATE	GA
Dell, Aaron	ROC	05/25/2022	54	Villalta, Matthew	ONT	05/11/2022	7
				Ingram, Connor	MIL	05/13/2022	7
				Nappier, Tommy	WBS	05/15/2022	7

### TEAM STREAKS

OVERALL WINNING	#	DATES
Springfield	7	05/11→06/04
Chicago	5	05/12→05/22
Stockton	5	05/10→05/24
Colorado	5	05/04→05/15
several tied at	4	
HOME WINNING	#	DATES
Chicago	7	05/12→06/14
Springfield	5	05/11→06/04
Colorado	5	05/04→05/27
Stockton	4	05/10→05/24
Milwaukee	3	05/06→05/25
ROAD WINNING	#	DATES
Chicago	3	06/22→...
Springfield	3	05/15→06/08
Laval	3	05/07→05/25
several tied at	2	
OVERALL LOSING	#	DATES
Springfield	4	06/20→...
several tied at	3	
HOME LOSING	#	DATES
Springfield	3	06/22→...
several tied at	2	
ROAD LOSING (L+OTL)	#	DATES
W-B/Scranton	3	05/08→...
Stockton	3	06/03→...
several tied at	2	

### PLAYER STREAKS

GOALS	TEAM	GP	#	DATES
Barron, Morgan	MB	4	4	05/07→...
Harvey-Pinard, Rafaël	LAV	4	5	06/05→06/11
Greer, A.J.	UTI	4	6	05/10→05/17
Leivo, Josh	CHI	4	7	05/25→06/06
Panik, Richard	CHI	4	4	06/19→06/24
ASSISTS	TEAM	GP	#	DATES
Davies, Jeremy	MIL	5	6	05/07→05/21
several tied at		4		
POINTS	TEAM	GP	#	DATES
Leivo, Josh	CHI	9	17	05/12→06/06
Leivo, Josh	CHI	8	12	06/10→...
Ruotsalainen, Arttu	ROC	7	11	05/04→05/19
Kirkland, Justin	STK	7	9	05/13→06/06
several tied at		6		
PIM	TEAM	GP	#	DATES
Keane, Joey	CHI	6	26	06/11→06/24
Frk, Martin	ONT	5	24	05/04→...
several tied at		4		



## 2021-22 TEAM & INDIVIDUAL STATISTICS

### PENALTY SHOTS

NAME	TEAM	vs	GOALIE	TEAM	DATE	PERIOD	TIME	RESULT
Anas, Sam	SPR	vs	Daccord, Joey	CLT	2022-05-22	2	15:21	Goal
Panik, Richard	CHI	vs	Hofer, Joel	SPR	2022-06-24	1	10:51	-

Total Goals / Total Shots: 1/2 (.500)

### SHUTOUTS

	TEAM	OPP	SVS	SCORE	DATE
Nappier, Tommy	WBS	HER	23	3-0	2022-05-06
Soderblom, Arvid	RFD	TEX	36	1-0	2022-05-06
Daccord, Joey	CLT	BRI	23	4-0	2022-05-16
Hofer, Joel	SPR	CLT	35	6-0	2022-05-22
Wolf, Dustin	STK	COL	23	5-0	2022-05-23
Wolf, Dustin	STK	COL	27	1-0	2022-05-24
Wolf, Dustin	STK	COL	40	1-0	2022-05-29
Lyon, Alex	CHI	STK	23	3-0	2022-06-08
Kochetkov, Pyotr	CHI	STK	28	3-0	2022-06-14
Lindgren, Charlie	SPR	LAV	34	4-0	2022-06-15
Kochetkov, Pyotr	CHI	SPR	36	4-0	2022-06-22
Lyon, Alex	CHI	SPR	28	4-0	2022-06-25

#### Shared Shutouts

Max Lagace (10:14)	SYR	LAV	4	3-0	2022-05-14
Hugo Alnefelt (49:46)	SYR	LAV	24	3-0	2022-05-14

Season Total: 13

### HAT TRICKS

	TEAM	OPP	G	SCORE	DATE
Dalpe, Zac	CLT	BRI	3	7-6	2022-05-12
Peterka, JJ	ROC	UTI	3	4-3	2022-05-14
McCormick, Max	CLT	BRI	3	4-0	2022-05-16
Martel, Danick	LAV	ROC	4	6-1	2022-05-22
Noesen, Stefan	CHI	MIL	3	8-2	2022-05-22
Leivo, Josh	CHI	MIL	3	5-1	2022-05-27
Bitten, Will	SPR	LAV	4	6-3	2022-06-08

Season Total: 7

### ATTENDANCE

TEAM	TOTAL	GAMES	AVERAGE
Laval	69,474	7	9,925
Rochester	36,238	4	9,060
Hershey	8,843	1	8,843
Charlotte	20,058	3	6,686
Springfield	67,479	11	6,134
Chicago	48,280	9	5,364
Manitoba	15,379	3	5,126
Colorado	29,797	6	4,966
Bridgeport	13,961	3	4,654
Ontario	13,612	3	4,537
Rockford	12,907	3	4,302
Bakersfield	12,613	3	4,204
Syracuse	11,833	3	3,944
Utica	11,751	3	3,917
Milwaukee	15,092	4	3,773
W-B/Scranton	10,842	3	3,614
Belleville	3,094	1	3,094
Providence	2,392	1	2,392
Stockton	13,752	7	1,965
<b>League</b>	<b>417,397</b>	<b>78</b>	<b>5,351</b>





## 2021-22 TEAM & INDIVIDUAL STATISTICS

### ABBOTSFORD CANUCKS

#	PLAYER	POS	GP	G	A	PTS	+/-	PIM	PP	PPA	SH	SHA	GW	FG	IG	OT	UA	EN	SHOTS	SH%
92	* Vasily Podkolzin	LW	2	1	1	2	2	0	0	0	0	0	0	1	0	0	0	0	4	25.0
56	Sheldon Rempal	RW	2	1	1	2	2	0	0	0	0	0	0	0	0	0	0	0	8	12.5
15	Sheldon Dries	C	2	1	0	1	-2	0	1	0	0	0	0	1	0	0	0	0	5	20.0
55	Guillaume Brisebois	D	2	0	1	1	0	0	0	0	0	0	0	0	0	0	0	0	5	0.0
73	Justin Dowling	C	2	0	1	1	1	0	0	0	0	0	0	0	0	0	0	0	5	0.0
7	Nic Petan	C	2	0	1	1	-1	2	0	1	0	0	0	0	0	0	0	0	7	0.0
3	* Jack Rathbone	D	2	0	1	1	0	0	1	0	0	0	0	0	0	0	0	0	5	0.0
44	* Matt Alfaro	C	2	0	0	0	-2	0	0	0	0	0	0	0	0	0	0	0	1	0.0
18	Vincent Arseneau	LW	2	0	0	0	8	0	0	0	0	0	0	0	0	0	0	0	1	0.0
4	Madison Bowey	D	2	0	0	0	-2	2	0	0	0	0	0	0	0	0	0	0	4	0.0
34	Phil Di Giuseppe	LW	2	0	0	0	-1	0	0	0	0	0	0	0	0	0	0	0	2	0.0
47	Noah Juulsen	D	2	0	0	0	4	0	0	0	0	0	0	0	0	0	0	0	0	0.0
14	Jarid Lukosevicius	RW	2	0	0	0	-1	0	0	0	0	0	0	0	0	0	0	0	1	0.0
30	Spencer Martin	G	2	0	0	0	0	0	0	0	0	0	0	0	0	0	0	0	0	0.0
6	Ashton Sautner	D	2	0	0	0	2	0	0	0	0	0	0	0	0	0	0	0	1	0.0
24	Devante Stephens	D	2	0	0	0	-2	0	0	0	0	0	0	0	0	0	0	0	1	0.0
16	John Stevens	C	2	0	0	0	-1	0	0	0	0	0	0	0	0	0	0	0	6	0.0
22	Jett Woo	D	2	0	0	0	-3	0	0	0	0	0	0	0	0	0	0	0	3	0.0
21	* Chase Wouters	C	2	0	0	0	5	0	0	0	0	0	0	0	0	0	0	0	1	0.0
	BENCH		2	0	0	0	0	0	0	0	0	0	0	0	0	0	0	0	0	0.0
	TOTALS		2	3	6	9	-10	23	1	2	0	0	0	2	0	0	0	0	60	5.0

#	GOALIE	GP	MIN	W	L	SO	EN	GA	GAA	SA	SVS	SV%
30	Spencer Martin	2	124:56	0	2	0	0	5	2.40	80	75	.938
	Empty Net		1:43					0		0		
	Totals	2	126:39	0	2	0	0	5	2.37	80	75	.938

### BAKERSFIELD CONDORS

#	PLAYER	POS	GP	G	A	PTS	+/-	PIM	PP	PPA	SH	SHA	GW	FG	IG	OT	UA	EN	SHOTS	SH%
4	* Dylan Holloway	LW	5	2	2	4	-2	4	1	1	0	0	0	0	0	0	0	0	25	8.0
17	Brad Malone	C	5	2	2	4	-1	4	1	0	0	0	0	0	0	0	0	0	14	14.3
8	Yanni Kaldis	D	5	0	4	4	0	2	0	3	0	0	0	0	0	0	0	0	14	0.0
42	Brendan Perlini	LW	3	1	2	3	-1	2	1	2	0	0	0	0	0	0	0	0	11	9.1
19	* Dino Kambeitz	RW	5	1	2	3	0	2	0	0	0	0	0	0	0	0	0	0	10	10.0
39	Seth Griffith	RW	5	1	1	2	-4	4	0	0	0	0	0	0	0	0	0	0	6	16.7
11	James Hamblin	LW	5	1	1	2	-2	0	1	0	0	0	1	0	0	1	0	0	16	6.3
20	Cooper Marody	RW	5	1	1	2	0	2	0	1	0	0	1	0	0	0	0	0	6	16.7
28	* Alex Peters	D	4	1	0	1	1	2	0	0	0	0	0	0	0	0	0	0	6	16.7
14	Devin Brosseau	C	5	1	0	1	-2	6	0	0	0	0	0	0	0	0	1	0	7	14.3
27	Adam Cracknell	C	5	1	0	1	-1	2	0	0	0	0	0	0	0	0	0	0	14	7.1
15	* Noah Philp	C	3	0	1	1	2	0	0	0	0	0	0	0	0	0	0	0	4	0.0
2	* Philip Broberg	D	4	0	1	1	-3	0	0	0	0	0	0	0	0	0	0	0	7	0.0
43	Filip Berglund	D	5	0	1	1	1	2	0	0	0	0	0	0	0	0	0	0	2	0.0
6	Vincent Desharnais	D	5	0	1	1	-5	2	0	0	0	0	0	0	0	0	0	0	8	0.0
9	Luke Esposito	C	5	0	1	1	0	9	0	0	0	0	0	0	0	0	0	0	8	0.0
5	Tim Schaller	LW	5	0	1	1	-2	4	0	1	0	0	0	0	0	0	0	0	3	0.0
16	Tyler Benson	LW	1	0	0	0	0	0	0	0	0	0	0	0	0	0	0	0	1	0.0
24	* Darien Kielb	D	3	0	0	0	-1	0	0	0	0	0	0	0	0	0	0	0	1	0.0
3	Markus Niemelainen	D	3	0	0	0	-1	0	0	0	0	0	0	0	0	0	0	0	3	0.0
23	* Michael Kesselring	D	4	0	0	0	1	0	0	0	0	0	0	0	0	0	0	0	8	0.0
34	Stuart Skinner	G	5	0	0	0	0	0	0	0	0	0	0	0	0	0	0	0	0	0.0
	BENCH		5	0	0	0	0	0	0	0	0	0	0	0	0	0	0	0	0	0.0
	TOTALS		5	12	21	33	-20	47	4	8	0	0	2	0	0	1	1	0	174	6.9

#	GOALIE	GP	MIN	W	L	SO	EN	GA	GAA	SA	SVS	SV%
34	Stuart Skinner	5	298:06	2	3	0	1	14	2.82	157	143	.911
	Empty Net		8:33					1		1		
	Totals	5	306:39	2	3	0	1	15	2.93	158	143	.905

## 2021-22 TEAM & INDIVIDUAL STATISTICS

### BELLEVILLE SENATORS

#	PLAYER	POS	GP	G	A	PTS	+/-	PIM	PP	PPA	SH	SHA	GW	FG	IG	OT	UA	EN	SHOTS	SH%
26	Andrew Agozzino	C	2	1	2	3	1	0	0	0	0	0	0	0	0	0	0	0	3	33.3
14	Rourke Chartier	C	2	1	1	2	0	0	0	0	0	0	0	0	0	0	0	0	8	12.5
12	Mark Kastelic	C	2	0	2	2	0	4	0	0	0	0	0	0	0	0	0	0	5	0.0
22	Logan Shaw	RW	2	0	2	2	0	0	1	0	0	0	0	0	0	0	0	0	5	0.0
3	Dillon Heatherington	D	2	1	0	1	1	0	0	0	0	0	0	0	0	0	0	0	3	33.3
34	* Roby Jarventie	LW	2	1	0	1	0	0	1	0	0	0	0	0	0	0	0	0	6	16.7
8	Zac Leslie	D	2	1	0	1	0	0	0	0	0	0	0	0	0	0	0	0	5	20.0
23	Cole Reinhardt	LW	2	1	0	1	1	2	0	0	0	0	1	0	0	0	0	0	3	33.3
16	* Ridly Greig	C	1	0	1	1	1	2	0	0	0	0	0	0	0	0	0	0	2	0.0
9	Jake Lucchini	LW	2	0	1	1	-2	0	0	1	0	0	0	0	0	0	0	0	2	0.0
13	Egor Sokolov	RW	2	0	1	1	0	0	0	0	0	0	0	0	0	0	0	0	4	0.0
20	* Matthew Wedman	LW	1	0	0	0	-3	0	0	0	0	0	0	0	0	0	0	0	1	0.0
48	Jonathan Aspirot	D	2	0	0	0	-3	0	0	0	0	0	0	0	0	0	0	0	0	0.0
24	* Jacob Bernard-Docker	D	2	0	0	0	2	0	0	0	0	0	0	0	0	0	0	0	3	0.0
15	Clark Bishop	C	2	0	0	0	-1	0	0	0	0	0	0	0	0	0	0	0	2	0.0
30	Filip Gustavsson	G	2	0	0	0	0	0	0	0	0	0	0	0	0	0	0	0	0	0.0
27	Parker Kelly	RW	2	0	0	0	-2	0	0	0	0	0	0	0	0	0	0	0	5	0.0
49	Scott Sabourin	RW	2	0	0	0	-1	4	0	0	0	0	0	0	0	0	0	0	1	0.0
33	Lassi Thomson	D	2	0	0	0	-3	0	0	0	0	0	0	0	0	0	0	0	3	0.0
25	Colby Williams	D	2	0	0	0	-1	2	0	0	0	0	0	0	0	0	0	0	3	0.0
	BENCH		2	0	0	0	0	0	0	0	0	0	0	0	0	0	0	0	0	0
	TOTALS		2	6	10	16	-10	14	1	2	0	0	0	1	0	0	0	0	64	9.4

#	GOALIE	GP	MIN	W	L	SO	EN	GA	GAA	SA	SVS	SV%
30	Filip Gustavsson	2	154:33	0	2	0	0	8	3.11	62	54	.871
	Empty Net		0:00					0		0		
	Totals	2	154:33	0	2	0	0	8	3.11	62	54	.871

### BRIDGEPORT ISLANDERS

#	PLAYER	POS	GP	G	A	PTS	+/-	PIM	PP	PPA	SH	SHA	GW	FG	IG	OT	UA	EN	SHOTS	SH%
11	Austin Czarnik	C	6	3	7	10	3	0	0	2	0	0	0	1	0	0	0	0	7	42.9
25	Chris Terry	F	6	2	4	6	-4	4	0	2	0	0	0	0	0	0	0	0	19	10.5
15	Simon Holmstrom	RW	6	3	1	4	1	0	0	0	0	0	1	0	0	0	0	1	13	23.1
16	* Aatu Raty	C	6	1	3	4	4	6	0	0	0	0	1	0	0	1	0	0	17	5.9
28	Michael Dal Colle	LW	6	2	1	3	-2	0	1	0	0	0	0	1	0	0	0	0	16	12.5
29	Arnaud Durandea	LW	6	1	1	2	-2	4	0	0	0	0	1	0	0	1	0	0	8	12.5
10	* Kyle MacLean	C	6	1	1	2	0	7	0	0	1	0	0	0	0	0	1	0	7	14.3
26	Robin Salo	D	6	1	1	2	-1	2	1	0	0	0	0	0	0	0	0	0	11	9.1
7	Grant Hutton	D	6	1	0	1	0	0	0	0	0	0	0	0	0	0	0	0	11	9.1
12	Otto Koivula	C	3	0	1	1	0	6	0	0	0	0	0	0	0	0	0	0	3	0.0
14	Andy Andreoff	C	6	0	1	1	-5	4	0	0	0	0	0	0	0	0	0	0	11	0.0
8	Paul LaDue	D	6	0	1	1	6	6	0	0	0	0	0	0	0	0	0	0	9	0.0
27	Parker Wotherspoon	D	6	0	1	1	-2	4	0	0	0	0	0	0	0	0	0	0	6	0.0
24	* Blade Jenkins	LW	1	0	0	0	0	0	0	0	0	0	0	0	0	0	0	0	0	0.0
1	Jakub Skarek	G	1	0	0	0	0	0	0	0	0	0	0	0	0	0	0	0	0	0.0
34	* Collin Adams	LW	2	0	0	0	-2	0	0	0	0	0	0	0	0	0	0	0	1	0.0
21	Cole Bardreau	C	6	0	0	0	-2	4	0	0	0	0	0	0	0	0	0	0	9	0.0
18	* Erik Brown	LW	6	0	0	0	-2	4	0	0	0	0	0	0	0	0	0	0	5	0.0
2	Seth Helgeson	D	6	0	0	0	0	4	0	0	0	0	0	0	0	0	0	0	7	0.0
36	Jeff Kubiak	C	6	0	0	0	-3	9	0	0	0	0	0	0	0	0	0	0	9	0.0
35	Cory Schneider	G	6	0	0	0	0	0	0	0	0	0	0	0	0	0	0	0	0	0.0
4	Mitchell Vande Sompel	D	6	0	0	0	-3	4	0	0	0	0	0	0	0	0	0	0	5	0.0
	BENCH		6	0	0	0	0	0	0	0	0	0	0	0	0	0	0	0	0	0
	TOTALS		6	15	23	38	-14	68	2	4	1	0	3	2	0	2	1	1	174	8.6

#	GOALIE	GP	MIN	W	L	SO	EN	GA	GAA	SA	SVS	SV%
35	Cory Schneider	6	332:07	3	2	0	2	13	2.35	177	164	.927
1	Jakub Skarek	1	70:47	0	1	0	0	3	2.54	34	31	.912
	Empty Net		3:31					2		2		
	Totals	6	406:25	3	3	0	2	18	2.66	213	195	.915



## 2021-22 TEAM & INDIVIDUAL STATISTICS

### CHARLOTTE CHECKERS

#	PLAYER	POS	GP	G	A	PTS	+/-	PIM	PP	PPA	SH	SHA	GW	FG	IG	OT	UA	EN	SHOTS	SH%
21	Zac Dalpe	C	7	7	1	8	-2	2	2	0	0	0	1	2	1	1	0	0	22	31.8
17	Max McCormick	LW	7	4	3	7	2	23	0	1	0	0	1	1	0	0	1	2	20	20.0
16	Alexander True	C	7	3	4	7	0	14	1	0	0	0	0	0	0	0	0	0	23	13.0
20	Aleksi Heponiemi	C	7	1	3	4	1	14	0	2	0	0	0	1	0	0	0	0	8	12.5
5	Connor Carrick	D	7	0	4	4	4	6	0	0	0	0	0	0	0	0	0	0	18	0.0
23	Gustav Olofsson	D	7	1	2	3	-1	6	0	0	0	0	1	0	0	0	0	0	12	8.3
11	* Cole Schwindt	RW	7	1	2	3	-2	0	0	0	1	0	0	0	0	0	0	0	16	6.3
38	Cale Fleury	D	7	0	3	3	1	24	0	1	0	0	0	0	0	0	0	0	20	0.0
10	Scott Wilson	LW	7	0	3	3	0	2	0	1	0	1	0	0	0	0	0	0	20	0.0
39	* Patrick Giles	F	7	0	2	2	1	9	0	0	0	0	0	0	0	0	0	0	8	0.0
28	* Serron Noel	RW	5	1	0	1	-1	2	0	0	0	0	0	0	0	0	0	0	7	14.3
7	Connor Bunnaman	C	7	1	0	1	-2	2	0	0	0	0	0	0	0	0	0	0	10	10.0
8	* Matt Kiersted	D	7	1	0	1	2	4	0	0	0	0	0	0	0	0	0	0	16	6.3
9	* Logan Hutsko	F	4	0	1	1	-2	2	0	0	0	0	0	0	0	0	0	0	9	0.0
27	Dennis Cholowski	D	6	0	1	1	-5	0	0	1	0	0	0	0	0	0	0	0	16	0.0
22	Chase Priskie	D	7	0	1	1	-5	0	0	0	0	0	0	0	0	0	0	0	17	0.0
31	Christopher Gibson	G	1	0	0	0	0	0	0	0	0	0	0	0	0	0	0	0	0	0.0
25	German Rubtsov	C	1	0	0	0	0	0	0	0	0	0	0	0	0	0	0	0	0	0.0
40	* Luke Henman	F	2	0	0	0	-1	4	0	0	0	0	0	0	0	0	0	0	2	0.0
18	* John Ludvig	D	3	0	0	0	-2	0	0	0	0	0	0	0	0	0	0	0	2	0.0
12	* Henry Bowlby	LW	7	0	0	0	-2	2	0	0	0	0	0	0	0	0	0	0	6	0.0
35	Joey Daccord	G	7	0	0	0	0	2	0	0	0	0	0	0	0	0	0	0	0	0.0
24	Carsen Twarynski	LW	7	0	0	0	-2	5	0	0	0	0	0	0	0	0	0	0	4	0.0
	BENCH		7	0				2											0	
	TOTALS		7	20	30	50	-16	125	3	6	1	1	3	4	1	1	1	2	256	7.8

#	GOALIE	GP	MIN	W	L	SO	EN	GA	GAA	SA	SVS	SV%
35	Joey Daccord	7	418:55	3	4	1	2	22	3.15	182	160	.879
31	Christopher Gibson	1	16:54	0	0	0	0	2	7.10	5	3	.600
	Empty Net		7:47					2		2		
	Totals	7	443:36	3	4	1	2	26	3.52	189	163	.862

### CHICAGO WOLVES

#	PLAYER	POS	GP	G	A	PTS	+/-	PIM	PP	PPA	SH	SHA	GW	FG	IG	OT	UA	EN	SHOTS	SH%
10	Josh Leivo	LW	18	15	14	29	12	20	6	9	0	0	2	2	2	0	2	4	78	19.2
23	Stefan Noesen	RW	18	9	16	25	10	18	5	9	0	0	0	0	1	0	0	2	64	14.1
15	* Jack Drury	C	18	9	15	24	9	10	5	5	0	1	0	5	2	0	0	1	54	16.7
22	Andrew Puturski	C	18	8	15	23	15	26	2	10	0	0	2	0	3	0	1	0	61	13.1
27	David Gust	RW	18	5	7	12	12	14	0	2	0	0	0	1	0	0	0	0	41	12.2
4	Joey Keane	D	18	1	11	12	6	32	0	8	0	0	1	0	0	0	0	0	26	3.8
14	Richard Panik	RW	16	6	5	11	7	28	3	0	0	0	2	3	0	0	0	0	40	15.0
9	CJ Smith	LW	16	3	6	9	6	4	1	0	0	0	2	0	0	0	0	0	33	9.1
8	Max Lajoie	D	18	4	4	8	9	18	0	0	0	0	1	2	1	0	0	0	34	11.8
5	Jalen Chatfield	D	18	2	6	8	10	16	0	0	0	1	0	0	0	0	0	0	41	4.9
26	* Jamieson Rees	C	17	2	4	6	5	4	0	0	0	0	2	0	0	1	0	0	17	11.8
18	Spencer Smallman	RW	18	2	4	6	-3	12	0	0	1	0	0	1	0	0	0	0	16	12.5
20	Cavan Fitzgerald	D	17	1	5	6	11	4	0	0	0	0	0	0	0	0	0	0	18	5.6
39	* Vasili Ponomarev	C	18	1	5	6	7	4	0	1	0	0	0	0	0	0	0	0	22	4.5
25	* Ivan Lodnia	RW	11	4	1	5	4	4	0	0	0	0	1	2	2	0	0	0	20	20.0
12	Stelio Mattheos	RW	18	2	2	4	4	14	0	0	0	0	1	0	0	0	0	0	20	10.0
32	Jesper Sellgren	D	18	0	3	3	7	12	0	1	0	0	0	0	0	0	0	0	20	0.0
21	* Noel Gunler	RW	10	1	1	2	0	8	1	0	0	0	0	0	0	0	0	0	14	7.1
28	Josh Jacobs	D	18	1	1	2	11	12	0	0	0	0	0	0	1	0	1	0	28	3.6
2	* Griffin Mendel	D	1	0	0	0	2	0	0	0	0	0	0	0	0	0	0	0	1	0.0
36	Kyle Marino	F	2	0	0	0	0	2	0	0	0	0	0	0	0	0	0	0	3	0.0
52	* Pyotr Kochetkov	G	6	0	0	0	0	2	0	0	0	0	0	0	0	0	0	0	0	0.0
34	Alex Lyon	G	12	0	0	0	0	0	0	0	0	0	0	0	0	0	0	0	0	0.0
	BENCH		18	0				0											0	
	TOTALS		18	76	125	201	144	264	23	45	1	2	14	16	12	1	4	7	651	11.7

#	GOALIE	GP	MIN	W	L	SO	EN	GA	GAA	SA	SVS	SV%
52	* Pyotr Kochetkov	6	364:24	5	1	2	0	10	1.65	202	192	.950
34	Alex Lyon	12	737:26	9	3	2	0	25	2.03	325	300	.923
	Empty Net		6:55					0		0		
	Totals	18	1108:45	14	4	4	0	35	1.89	527	492	.934



## 2021-22 TEAM & INDIVIDUAL STATISTICS

### COLORADO EAGLES

#	PLAYER	POS	GP	G	A	PTS	+/-	PIM	PP	PPA	SH	SHA	GW	FG	IG	OT	UA	EN	SHOTS	SH%
44	Kiefer Sherwood	RW	8	4	6	10	2	17	2	2	0	0	0	0	0	0	0	1	19	21.1
79	Jordan Gross	D	9	1	9	10	3	6	1	4	0	0	0	1	0	0	0	0	30	3.3
21	Jayson Megna	C	9	6	3	9	8	8	0	2	1	0	0	1	0	0	0	1	21	28.6
10	Roland McKeown	D	9	0	8	8	5	18	0	0	0	1	0	0	0	0	0	0	12	0.0
93	Jean-Luc Foudy	C	9	4	3	7	5	2	0	1	0	0	3	0	1	2	0	0	24	16.7
57	Mikhail Maltsev	LW	9	4	2	6	1	6	1	0	0	1	0	1	1	0	0	1	20	20.0
9	Dylan Sikura	RW	6	2	4	6	-1	2	0	2	0	0	0	0	0	0	0	0	22	9.1
13	Ryan Wagner	LW	9	4	1	5	3	4	0	0	1	0	1	0	0	0	0	1	21	19.0
74	* Alex Beaucage	RW	8	2	3	5	-2	2	1	1	0	0	0	0	0	0	1	0	13	15.4
16	Jacob MacDonald	D	7	1	4	5	-1	2	0	2	0	0	0	0	1	0	0	0	19	5.3
61	Martin Kaut	RW	9	1	4	5	7	6	1	1	0	0	0	0	0	0	0	0	18	5.6
15	Shane Bowers	RW	4	1	3	4	3	0	0	0	0	0	0	1	0	0	0	0	11	9.1
67	Keaton Middleton	D	9	1	3	4	8	16	0	0	1	1	0	0	1	0	1	0	8	12.5
22	Stefan Matteau	LW	9	3	0	3	-2	10	1	0	0	0	1	1	0	0	0	0	21	14.3
68	Callahan Burke	RW	5	1	1	2	1	2	0	0	0	0	0	1	0	0	0	0	5	20.0
88	Andreas Englund	D	8	1	1	2	0	30	1	0	0	0	0	0	0	0	0	0	11	9.1
25	* Oskar Olausson	RW	4	0	2	2	-3	0	0	1	0	0	0	0	0	0	0	0	4	0.0
63	Andreas Wingerli	LW	9	0	2	2	1	2	0	0	0	0	0	0	0	0	0	0	10	0.0
65	Rob Hamilton	D	3	0	1	1	0	0	0	0	0	0	0	0	0	0	0	0	4	0.0
60	* Justus Annunen	G	9	0	1	1	0	0	0	0	0	0	0	0	0	0	0	0	0	0.0
75	* Sampo Ranta	LW	5	0	0	0	1	4	0	0	0	0	0	0	0	0	0	0	6	0.0
73	Dalton Smith	LW	5	0	0	0	0	11	0	0	0	0	0	0	0	0	0	0	5	0.0
5	* Wyatt Aamodt	D	9	0	0	0	3	0	0	0	0	0	0	0	0	0	0	0	6	0.0
	BENCH		9	0			6												0	
	TOTALS		9	36	61	97	42	154	8	16	3	3	6	6	4	2	2	4	310	11.6

#	GOALIE	GP	MIN	W	L	SO	EN	GA	GAA	SA	SVS	SV%
60	* Justus Annunen	9	561:22	6	3	0	0	23	2.46	297	274	.923
	Empty Net		2:22					0		0		
	Totals	9	563:44	6	3	0	0	23	2.45	297	274	.923

### HENDERSON SILVER KNIGHTS

#	PLAYER	POS	GP	G	A	PTS	+/-	PIM	PP	PPA	SH	SHA	GW	FG	IG	OT	UA	EN	SHOTS	SH%
43	Paul Cotter	RW	2	1	1	2	-1	0	0	0	0	0	0	0	0	0	1	0	6	16.7
44	Layton Ahac	D	2	1	0	1	0	2	0	0	0	0	0	0	0	0	0	0	2	50.0
47	Sven Baertschi	LW	2	1	0	1	-2	0	0	0	0	0	0	0	0	0	0	0	4	25.0
16	Pavel Dorofeyev	C	2	1	0	1	-1	4	0	0	0	0	0	0	0	0	0	0	6	16.7
65	Zack Hayes	D	2	0	1	1	0	0	0	0	0	0	0	0	0	0	0	0	3	0.0
22	Ian McCoshen	D	2	0	1	1	-1	0	0	0	0	0	0	0	0	0	0	0	5	0.0
11	Ivan Morozov	F	2	0	1	1	1	0	0	0	0	0	0	0	0	0	0	0	0	0.0
96	Alan Quine	C	2	0	1	1	-4	0	0	0	0	0	0	0	0	0	0	0	3	0.0
25	* Connor Ford	F	1	0	0	0	0	0	0	0	0	0	0	0	0	0	0	0	0	0.0
77	* Maxim Marushev	C	1	0	0	0	0	0	0	0	0	0	0	0	0	0	0	0	0	0.0
24	* Brendan Brisson	F	2	0	0	0	1	0	0	0	0	0	0	0	0	0	0	0	2	0.0
85	* Connor Corcoran	D	2	0	0	0	0	4	0	0	0	0	0	0	0	0	0	0	4	0.0
64	Ben Jones	C	2	0	0	0	-2	2	0	0	0	0	0	0	0	0	0	0	6	0.0
6	* Kaedan Korczak	D	2	0	0	0	-3	12	0	0	0	0	0	0	0	0	0	0	2	0.0
15	Jake Leschyshyn	C	2	0	0	0	-4	2	0	0	0	0	0	0	0	0	0	0	2	0.0
54	Jermaine Loewen	RW	2	0	0	0	-3	0	0	0	0	0	0	0	0	0	0	0	0	0.0
94	Brayden Pachal	D	2	0	0	0	0	4	0	0	0	0	0	0	0	0	0	0	4	0.0
30	* Jiri Patera	G	2	0	0	0	0	2	0	0	0	0	0	0	0	0	0	0	0	0.0
72	Gage Quinney	LW	2	0	0	0	-3	0	0	0	0	0	0	0	0	0	0	0	6	0.0
46	Jonas Røndbjerg	RW	2	0	0	0	0	2	0	0	0	0	0	0	0	0	0	0	5	0.0
	BENCH		2	0			0												0	
	TOTALS		2	4	5	9	-22	34	0	0	0	0	0	0	0	0	1	0	60	6.7

#	GOALIE	GP	MIN	W	L	SO	EN	GA	GAA	SA	SVS	SV%
30	* Jiri Patera	2	115:49	0	2	0	3	7	3.63	70	63	.900
	Empty Net		4:11					3		3		
	Totals	2	120:00	0	2	0	3	10	5.00	73	63	.863



## 2021-22 TEAM & INDIVIDUAL STATISTICS

### HERSHEY BEARS

#	PLAYER	POS	GP	G	A	PTS	+/-	PIM	PP	PPA	SH	SHA	GW	FG	IG	OT	UA	EN	SHOTS	SH%
18	Garrett Pilon	C	3	1	1	2	-1	2	0	0	0	0	0	0	0	0	0	0	15	6.7
37	Bobby Nardella	D	3	0	2	2	-2	0	0	1	0	0	0	0	0	0	0	0	6	0.0
23	Brett Leason	RW	2	1	0	1	1	0	0	0	0	0	0	0	0	0	0	0	10	10.0
13	Beck Malenstyn	LW	3	1	0	1	-1	0	1	0	0	0	0	1	0	0	0	0	6	16.7
42	Dylan McIlrath	D	3	1	0	1	-1	4	0	0	0	0	1	0	0	0	0	0	4	25.0
17	Mike Sgarbossa	C	3	1	0	1	-2	0	0	0	0	0	0	1	0	0	0	0	5	20.0
27	Alex Alexeyev	D	3	0	1	1	-2	0	0	0	0	0	0	0	0	0	0	0	2	0.0
33	Tobias Geisser	D	3	0	1	1	-2	0	0	0	0	0	0	0	0	0	0	0	3	0.0
5	Lucas Johansen	D	3	0	1	1	1	0	0	0	0	0	0	0	0	0	0	0	4	0.0
11	Mason Morelli	RW	3	0	1	1	0	2	0	1	0	0	0	0	0	0	0	0	6	0.0
40	* Aliaksei Protas	C	3	0	1	1	1	0	0	0	0	0	0	0	0	0	0	0	7	0.0
20	Drake Rymsha	C	3	0	1	1	-1	0	0	0	0	0	0	0	0	0	0	0	2	0.0
19	Mike Vecchione	C	3	0	1	1	-1	0	0	0	0	0	0	0	0	0	0	0	3	0.0
36	Kody Clark	RW	1	0	0	0	-1	0	0	0	0	0	0	0	0	0	0	0	3	0.0
21	Joe Snively	LW	1	0	0	0	0	0	0	0	0	0	0	0	0	0	0	0	1	0.0
44	* Bogdan Trineyev	RW	2	0	0	0	-1	0	0	0	0	0	0	0	0	0	0	0	1	0.0
31	Pheonix Copley	G	3	0	0	0	0	0	0	0	0	0	0	0	0	0	0	0	0	0.0
4	Cody Franson	D	3	0	0	0	-1	4	0	0	0	0	0	0	0	0	0	0	7	0.0
22	Kale Kessy	LW	3	0	0	0	-1	5	0	0	0	0	0	0	0	0	0	0	1	0.0
25	* Marcus Vela	C	3	0	0	0	1	2	0	0	0	0	0	0	0	0	0	0	3	0.0
34	Eddie Wittchow	RW	3	0	0	0	0	2	0	0	0	0	0	0	0	0	0	0	3	0.0
	BENCH		3	0	0	0	0	0	0	0	0	0	0	0	0	0	0	0	0	0
	TOTALS		3	5	10	15	-13	21	1	2	0	0	1	2	0	0	0	0	92	5.4

#	GOALIE	GP	MIN	W	L	SO	EN	GA	GAA	SA	SVS	SV%
31	Pheonix Copley	3	183:34	1	2	0	1	7	2.29	99	92	.929
	Empty Net		4:48					1		1		
	Totals	3	188:22	1	2	0	1	8	2.55	100	92	.920

### LAVAL ROCKET

#	PLAYER	POS	GP	G	A	PTS	+/-	PIM	PP	PPA	SH	SHA	GW	FG	IG	OT	UA	EN	SHOTS	SH%
18	Danick Martel	LW	15	9	6	15	7	44	2	2	0	0	1	3	1	0	1	0	66	13.6
14	Sami Niku	D	15	0	11	11	2	10	0	5	0	0	0	0	0	0	0	0	15	0.0
11	Rafaël Harvey-Pinard	LW	15	5	5	10	-6	6	1	2	0	0	1	2	1	1	0	0	39	12.8
7	Louie Belpedio	D	15	2	8	10	4	20	0	5	0	0	1	0	0	0	0	1	35	5.7
37	Brandon Gignac	LW	13	5	4	9	4	6	0	0	0	0	1	2	0	0	1	1	39	12.8
22	Alex Belzile	C	15	5	4	9	3	44	2	0	0	0	1	1	0	0	1	0	39	12.8
43	Xavier Ouellet	D	15	1	8	9	-8	10	0	5	0	0	0	0	0	0	0	0	36	2.8
10	Jean-Sébastien Dea	C	15	4	4	8	-3	6	2	2	0	0	1	0	1	1	0	1	50	8.0
13	Cédric Paquette	C	14	4	3	7	-3	12	1	1	0	0	1	0	1	0	0	0	30	13.3
26	Jesse Ylönen	RW	14	3	3	6	-8	2	2	0	0	0	0	0	0	0	0	0	28	10.7
28	* Lucas Condotta	LW	10	2	2	4	5	4	1	0	0	0	0	0	1	0	0	0	10	20.0
38	Nate Schnarr	C	11	2	2	4	1	6	0	0	0	0	0	0	0	0	0	0	22	9.1
20	Gabriel Bourque	LW	14	2	2	4	1	4	0	0	0	0	2	0	0	1	0	0	17	11.8
6	Corey Schueneman	D	15	1	3	4	7	6	0	0	0	0	0	0	0	0	0	0	16	6.3
48	Peter Abbandonato	C	8	0	4	4	4	4	0	0	0	0	0	0	0	0	0	0	10	0.0
24	Joël Teasdale	LW	15	1	1	2	-6	18	0	0	0	0	0	0	0	0	0	0	28	3.6
4	Tobie Paquette-Bisson	D	15	0	2	2	4	2	0	0	0	0	0	0	0	0	0	0	17	0.0
29	* Mattias Norlinder	D	5	0	1	1	0	2	0	0	0	0	0	0	0	0	0	0	7	0.0
5	* Tory Dello	D	15	0	1	1	-4	2	0	0	0	0	0	0	0	0	0	0	13	0.0
39	Kevin Poulin	G	1	0	0	0	0	0	0	0	0	0	0	0	0	0	0	0	0	0.0
41	Joshua Roy	LW	1	0	0	0	0	0	0	0	0	0	0	0	0	0	0	0	3	0.0
15	Kevin Roy	LW	2	0	0	0	-1	2	0	0	0	0	0	0	0	0	0	0	2	0.0
17	Jean-Christophe Beaudin	C	3	0	0	0	-1	0	0	0	0	0	0	0	0	0	0	0	3	0.0
2	* Gianni Fairbrother	D	3	0	0	0	1	0	0	0	0	0	0	0	0	0	0	0	2	0.0
25	Devante Smith-Pelly	RW	7	0	0	0	0	4	0	0	0	0	0	0	0	0	0	0	4	0.0
31	Cayden Primeau	G	14	0	0	0	0	0	0	0	0	0	0	0	0	0	0	0	0	0.0
	BENCH		15	0	0	0	0	2	0	0	0	0	0	0	0	0	0	0	0	0
	TOTALS		15	46	74	120	3	216	11	22	0	0	9	8	5	3	3	3	531	8.7

#	GOALIE	GP	MIN	W	L	SO	EN	GA	GAA	SA	SVS	SV%
31	Cayden Primeau	14	912:16	9	5	0	2	33	2.17	513	480	.936
39	Kevin Poulin	1	59:02	0	1	0	1	4	4.07	30	26	.867
	Empty Net		7:31					3		3		
	Totals	15	978:49	9	6	0	3	40	2.45	546	506	.927



## 2021-22 TEAM & INDIVIDUAL STATISTICS

### MANITOBA MOOSE

#	PLAYER	POS	GP	G	A	PTS	+/-	PIM	PP	PPA	SH	SHA	GW	FG	IG	OT	UA	EN	SHOTS	SH%
47	Declan Chisholm	D	5	2	5	7	6	0	0	1	0	0	0	0	1	0	0	0	7	28.6
45	Morgan Barron	C	5	4	2	6	0	2	2	2	0	0	0	1	0	0	0	0	13	30.8
34	Ville Heinola	D	5	1	4	5	1	0	1	3	0	0	1	0	0	0	0	0	23	4.3
27	Luke Johnson	C	4	2	2	4	0	2	0	2	0	0	0	0	0	0	0	0	9	22.2
9	Leon Gawanke	D	5	1	3	4	6	4	1	0	0	0	1	0	0	0	0	0	22	4.5
8	Nicholas Jones	C	5	2	1	3	3	2	0	0	0	0	0	0	1	0	0	0	15	13.3
14	Jimmy Oligny	D	5	0	3	3	0	2	0	0	0	0	0	0	0	0	0	0	4	0.0
25	C.J. Suess	C	5	1	1	2	2	4	0	1	0	0	0	0	0	0	0	0	7	14.3
49	Bobby Lynch	RW	4	0	2	2	0	0	0	0	0	0	0	0	0	0	0	0	0	0.0
41	Cole Maier	C	5	0	2	2	4	0	0	0	0	0	0	0	0	0	0	0	9	0.0
23	Mikey Eyssimont	LW	5	1	0	1	-1	4	1	0	0	0	0	0	0	0	0	0	13	7.7
39	Jeff Malott	LW	5	1	0	1	1	0	0	0	0	0	0	0	0	0	0	0	18	5.6
10	Evan Polei	LW	5	1	0	1	2	8	0	0	0	0	0	0	0	0	0	0	10	10.0
19	David Gustafsson	C	5	0	1	1	-2	0	0	1	0	0	0	0	0	0	0	0	5	0.0
22	Austin Poganski	RW	5	0	1	1	0	0	0	0	0	0	0	0	0	0	0	0	13	0.0
44	* Dylan Samberg	D	5	0	1	1	-5	0	0	0	0	0	0	0	0	0	0	0	9	0.0
24	* Henri Nikkanen	C	1	0	0	0	0	0	0	0	0	0	0	0	0	0	0	0	1	0.0
13	Kristian Vesalainen	LW	2	0	0	0	0	0	0	0	0	0	0	0	0	0	0	0	3	0.0
16	Nick Hutchison	C	4	0	0	0	0	6	0	0	0	0	0	0	0	0	0	0	0	0.0
30	Mikhail Berdin	G	5	0	0	0	0	2	0	0	0	0	0	0	0	0	0	0	0	0.0
4	Johnathan Kovacevic	D	5	0	0	0	-4	2	0	0	0	0	0	0	0	0	0	0	8	0.0
	BENCH		5	0			0												0	
	TOTALS		5	16	28	44	11	42	5	10	0	0	2	1	2	0	0	0	193	8.3

#	GOALIE	GP	MIN	W	L	SO	EN	GA	GAA	SA	SVS	SV%
30	Mikhail Berdin	5	294:52	2	3	0	0	12	2.44	106	94	.887
	Empty Net		5:08					0		0		
	Totals	5	300:00	2	3	0	0	12	2.40	106	94	.887

### MILWAUKEE ADMIRALS

#	PLAYER	POS	GP	G	A	PTS	+/-	PIM	PP	PPA	SH	SHA	GW	FG	IG	OT	UA	EN	SHOTS	SH%
25	Cole Schneider	LW	9	4	4	8	0	0	2	2	0	0	2	0	0	0	0	0	15	26.7
41	Brayden Burke	LW	9	4	3	7	-2	2	0	1	0	0	0	2	1	0	1	0	9	44.4
17	Tommy Novak	C	6	1	5	6	6	2	1	2	0	0	1	0	0	0	0	0	8	12.5
19	Cody Glass	C	7	1	5	6	-8	2	0	4	0	0	0	1	0	0	0	0	26	3.8
76	Jeremy Davies	D	9	0	6	6	-10	16	0	2	0	0	0	0	0	0	0	0	14	0.0
15	Jimmy Huntington	C	9	4	1	5	-1	14	1	0	0	0	1	0	0	0	0	0	20	20.0
22	* Cole Smith	LW	9	3	2	5	-3	8	2	0	0	0	0	0	0	0	0	0	14	21.4
46	Matt Donovan	D	9	1	2	3	-7	6	1	2	0	0	0	0	0	0	0	0	13	7.7
75	Juuso Parssinen	C	9	1	2	3	-6	2	0	1	0	0	0	1	0	0	0	0	10	10.0
56	Rocco Grimaldi	RW	6	1	1	2	-11	0	1	1	0	0	0	1	0	0	0	0	12	8.3
16	Joseph LaBate	LW	9	1	1	2	0	8	0	0	0	0	0	0	0	0	0	0	19	5.3
48	Jake McLaughlin	D	6	0	1	1	0	2	0	0	0	0	0	0	0	0	0	0	4	0.0
55	* Tommy Apap	C	2	0	0	0	0	0	0	0	0	0	0	0	0	0	0	0	0	0.0
33	Alex Biega	D	2	0	0	0	1	0	0	0	0	0	0	0	0	0	0	0	2	0.0
77	Kole Sherwood	RW	3	0	0	0	-1	4	0	0	0	0	0	0	0	0	0	0	3	0.0
8	Matt Tennyson	D	3	0	0	0	1	0	0	0	0	0	0	0	0	0	0	0	3	0.0
58	Adam Wilsby	D	3	0	0	0	-1	2	0	0	0	0	0	0	0	0	0	0	2	0.0
39	Connor Ingram	G	4	0	0	0	0	0	0	0	0	0	0	0	0	0	0	0	0	0.0
70	* Egor Afanasyev	LW	5	0	0	0	-2	4	0	0	0	0	0	0	0	0	0	0	0	0.0
49	Josh Healey	D	6	0	0	0	-4	6	0	0	0	0	0	0	0	0	0	0	2	0.0
11	Dylan Blujus	D	7	0	0	0	-6	12	0	0	0	0	0	0	0	0	0	0	5	0.0
1	* Devin Cooley	G	7	0	0	0	0	0	0	0	0	0	0	0	0	0	0	0	0	0.0
24	Mathieu Olivier	RW	7	0	0	0	-6	6	0	0	0	0	0	0	0	0	0	0	9	0.0
2	* Marc Del Gaizo	D	9	0	0	0	-3	4	0	0	0	0	0	0	0	0	0	0	11	0.0
13	Graham Knott	F	9	0	0	0	-10	14	0	0	0	0	0	0	0	0	0	0	4	0.0
6	Mitch McLain	C	9	0	0	0	-4	16	0	0	0	0	0	0	0	0	0	0	11	0.0
	BENCH		9	0			2												0	
	TOTALS		9	21	33	54	-77	132	8	15	0	0	4	5	1	0	1	0	216	9.7

#	GOALIE	GP	MIN	W	L	SO	EN	GA	GAA	SA	SVS	SV%
1	* Devin Cooley	7	345:10	3	2	0	2	17	2.96	230	213	.926
39	Connor Ingram	4	189:40	1	3	0	0	18	5.69	109	91	.835
	Empty Net		5:10					2		2		
	Totals	9	540:00	4	5	0	2	37	4.11	341	304	.891



## 2021-22 TEAM & INDIVIDUAL STATISTICS

### ONTARIO REIGN

#	PLAYER	POS	GP	G	A	PTS	+/-	PIM	PP	PPA	SH	SHA	GW	FG	IG	OT	UA	EN	SHOTS	SH%
12	Vladimir Tkachev	F	5	2	4	6	-2	4	1	1	0	0	0	0	0	0	1	0	10	20.0
29	Martin Frk	RW	5	2	3	5	2	24	0	1	0	0	0	1	0	0	0	0	12	16.7
14	Akil Thomas	F	4	4	0	4	1	4	0	0	1	0	1	1	0	0	0	1	12	33.3
86	Christian Wolanin	D	5	1	3	4	-6	4	0	3	0	0	0	0	0	0	0	0	10	10.0
11	Samuel Fagemo	F	5	3	0	3	-8	0	2	0	0	0	0	0	0	0	0	0	16	18.8
38	Frederic Allard	D	5	1	2	3	-4	2	0	1	0	0	0	0	0	0	1	0	13	7.7
6	Nelson Nogier	D	5	1	2	3	4	2	0	0	0	0	0	0	0	0	0	0	18	5.6
17	T.J. Tynan	C	5	1	2	3	0	16	1	1	0	0	1	0	0	1	0	0	16	6.3
15	Austin Wagner	LW	5	1	1	2	2	4	0	0	1	0	0	0	0	0	1	0	4	25.0
39	Alex Turcotte	C	3	0	2	2	-1	2	0	1	0	0	0	0	0	0	0	0	2	0.0
47	Aidan Dudas	F	5	0	2	2	-1	2	0	0	0	1	0	0	0	0	0	0	5	0.0
8	Thomas Hickey	D	5	0	2	2	4	0	0	0	0	0	0	0	0	0	0	0	5	0.0
7	Brett Sutter	C	5	1	0	1	-2	0	0	0	0	0	0	0	0	0	0	0	6	16.7
28	Jaret Anderson-Dolan	C	5	0	1	1	-9	10	0	0	0	0	0	0	0	0	0	0	13	0.0
34	* Taylor Ward	F	5	0	1	1	-3	0	0	0	0	0	0	0	0	0	0	0	7	0.0
1	* David Hrenak	G	1	0	0	0	0	0	0	0	0	0	0	0	0	0	0	0	0	0.0
40	Garret Sparks	G	2	0	0	0	0	0	0	0	0	0	0	0	0	0	0	0	0	0.0
27	* Tyler Madden	F	3	0	0	0	-2	0	0	0	0	0	0	0	0	0	0	0	6	0.0
31	Matthew Villalta	G	3	0	0	0	0	0	0	0	0	0	0	0	0	0	0	0	0	0.0
37	Jacob Doty	RW	5	0	0	0	-2	19	0	0	0	0	0	0	0	0	0	0	5	0.0
24	Cameron Gaunce	D	5	0	0	0	-5	14	0	0	0	0	0	0	0	0	0	0	6	0.0
3	* Helge Grans	D	5	0	0	0	-4	2	0	0	0	0	0	0	0	0	0	0	9	0.0
	BENCH		5	0			2												0	
	TOTALS		5	17	25	42	-36	111	4	8	2	1	2	1	1	1	3	1	175	9.7

#	GOALIE	GP	MIN	W	L	SO	EN	GA	GAA	SA	SVS	SV%
40	Garret Sparks	2	127:29	0	2	0	1	9	4.24	73	64	.877
31	Matthew Villalta	3	168:03	2	1	0	0	13	4.64	76	63	.829
1	* David Hrenak	1	14:27	0	0	0	0	3	12.46	12	9	.750
	Empty Net		6:09					1		1		
	Totals	5	316:08	2	3	0	1	26	4.93	162	136	.840

### PROVIDENCE BRUINS

#	PLAYER	POS	GP	G	A	PTS	+/-	PIM	PP	PPA	SH	SHA	GW	FG	IG	OT	UA	EN	SHOTS	SH%
13	Jakub Lauko	LW	2	1	0	1	-1	2	1	0	0	0	0	1	0	0	0	0	6	16.7
6	Nick Wolff	D	2	1	0	1	1	2	0	0	0	0	0	0	0	0	0	0	7	14.3
20	John Beecher	F	2	0	1	1	1	2	0	0	0	0	0	0	0	0	0	0	5	0.0
45	Joona Koppanen	LW	2	0	1	1	0	0	0	0	0	0	0	0	0	0	0	0	8	0.0
27	Aaron Ness	D	2	0	1	1	-1	2	0	1	0	0	0	0	0	0	0	0	3	0.0
23	Jack Studnicka	C	2	0	1	1	-1	0	0	1	0	0	0	0	0	0	0	0	7	0.0
21	Brent Beaudoin	F	1	0	0	0	0	0	0	0	0	0	0	0	0	0	0	0	0	0.0
3	* Victor Berglund	D	1	0	0	0	1	0	0	0	0	0	0	0	0	0	0	0	0	0.0
49	Blake Hillman	D	1	0	0	0	0	0	0	0	0	0	0	0	0	0	0	0	1	0.0
8	Georgii Merkulov	F	1	0	0	0	0	0	0	0	0	0	0	0	0	0	0	0	0	0.0
43	* Jack Ahcan	D	2	0	0	0	-2	4	0	0	0	0	0	0	0	0	0	0	6	0.0
11	Samuel Asselin	C	2	0	0	0	-1	2	0	0	0	0	0	0	0	0	0	0	3	0.0
16	Justin Brazeau	RW	2	0	0	0	0	0	0	0	0	0	0	0	0	0	0	0	10	0.0
44	Josiah Didier	D	2	0	0	0	-1	0	0	0	0	0	0	0	0	0	0	0	3	0.0
17	* Matt Filipe	LW	2	0	0	0	0	2	0	0	0	0	0	0	0	0	0	0	1	0.0
19	Steven Fogarty	RW	2	0	0	0	-1	0	0	0	0	0	0	0	0	0	0	0	6	0.0
1	Troy Grosenick	G	2	0	0	0	0	0	0	0	0	0	0	0	0	0	0	0	0	0.0
10	* Curtis Hall	C	2	0	0	0	0	0	0	0	0	0	0	0	0	0	0	0	2	0.0
2	Tyler Lewington	D	2	0	0	0	-2	4	0	0	0	0	0	0	0	0	0	0	2	0.0
15	* Marc McLaughlin	C	2	0	0	0	-2	0	0	0	0	0	0	0	0	0	0	0	3	0.0
29	Oskar Steen	C	2	0	0	0	0	0	0	0	0	0	0	0	0	0	0	0	4	0.0
	BENCH		2	0			0												0	
	TOTALS		2	2	4	6	-9	20	1	2	0	0	0	1	0	0	0	0	77	2.6

#	GOALIE	GP	MIN	W	L	SO	EN	GA	GAA	SA	SVS	SV%
1	Troy Grosenick	2	142:39	0	2	0	0	4	1.68	66	62	.939
	Empty Net		0:10					0		0		
	Totals	2	142:49	0	2	0	0	4	1.68	66	62	.939



## 2021-22 TEAM & INDIVIDUAL STATISTICS

### ROCHESTER AMERICANS

#	PLAYER	POS	GP	G	A	PTS	+/-	PIM	PP	PPA	SH	SHA	GW	FG	IG	OT	UA	EN	SHOTS	SH%
25	Arttu Ruotsalainen	C	10	8	4	12	2	4	4	0	0	0	2	2	0	2	0	0	37	21.6
77	* JJ Peterka	RW	10	7	5	12	0	6	2	1	0	0	1	1	0	1	0	0	44	15.9
19	* Peyton Krebs	LW	10	0	11	11	1	4	0	3	0	0	0	0	0	0	0	0	15	0.0
14	Mark Jankowski	C	10	6	1	7	1	2	1	1	0	0	0	2	1	0	2	1	22	27.3
5	Casey Fitzgerald	D	10	2	5	7	-6	11	0	3	0	0	0	1	0	0	0	0	19	10.5
17	Sean Malone	C	10	2	5	7	0	4	0	2	0	0	1	0	0	0	0	0	14	14.3
81	Brett Murray	LW	10	3	3	6	0	4	0	0	0	0	1	0	0	1	1	0	18	16.7
11	* Lukas Rousek	RW	10	2	4	6	0	0	0	1	0	0	0	0	0	0	0	0	7	28.6
4	Jimmy Schuldt	D	10	1	3	4	2	4	0	0	0	0	0	0	0	0	0	0	18	5.6
7	Ethan Prow	D	10	0	4	4	-3	0	0	1	0	0	0	0	0	0	0	0	17	0.0
10	* Brandon Biro	LW	10	1	2	3	2	0	0	0	0	0	0	0	0	0	0	0	15	6.7
44	Josh Teves	D	7	0	2	2	1	2	0	0	0	0	0	0	0	0	0	0	7	0.0
3	Mark Alt	D	10	0	2	2	3	0	0	0	0	0	0	0	0	0	0	0	4	0.0
22	* Jack Quinn	RW	10	0	2	2	-8	6	0	1	0	0	0	0	0	0	0	0	28	0.0
2	Oskari Laaksonen	D	2	0	1	1	-1	0	0	1	0	0	0	0	0	0	0	0	0	0.0
72	Ryan MacInnis	C	10	0	1	1	-4	2	0	0	0	0	0	0	0	0	0	0	17	0.0
91	Ryan Scarfo	C	1	0	0	0	-1	4	0	0	0	0	0	0	0	0	0	0	0	0.0
13	* Linus Weissbach	LW	1	0	0	0	0	0	0	0	0	0	0	0	0	0	0	0	0	0.0
47	Nick Boka	D	2	0	0	0	-1	14	0	0	0	0	0	0	0	0	0	0	2	0.0
18	Ben Holmstrom	C	2	0	0	0	-3	16	0	0	0	0	0	0	0	0	0	0	2	0.0
41	Michael Houser	G	2	0	0	0	0	0	0	0	0	0	0	0	0	0	0	0	0	0.0
45	* Brendan Warren	LW	2	0	0	0	-1	0	0	0	0	0	0	0	0	0	0	0	2	0.0
52	Mitch Eliot	D	4	0	0	0	-1	4	0	0	0	0	0	0	0	0	0	0	4	0.0
28	Michael Mersch	LW	5	0	0	0	-4	0	0	0	0	0	0	0	0	0	0	0	11	0.0
88	Brandon Davidson	D	6	0	0	0	-7	10	0	0	0	0	0	0	0	0	0	0	4	0.0
16	* Peter Tischke	D	8	0	0	0	-2	15	0	0	0	0	0	0	0	0	0	0	7	0.0
80	Aaron Dell	G	10	0	0	0	0	0	0	0	0	0	0	0	0	0	0	0	0	0.0
	BENCH		10	0			0												0	
	TOTALS		10	32	55	87	-30	112	7	14	0	0	5	6	1	4	3	1	314	10.2

#	GOALIE	GP	MIN	W	L	SO	EN	GA	GAA	SA	SVS	SV%
41	Michael Houser	2	43:49	0	0	0	0	2	2.74	25	23	.920
80	Aaron Dell	10	626:58	5	5	0	0	37	3.54	315	278	.883
	Empty Net		8:45					0		0		
	Totals	10	679:32	5	5	0	0	39	3.44	340	301	.885

### ROCKFORD ICEHOGS

#	PLAYER	POS	GP	G	A	PTS	+/-	PIM	PP	PPA	SH	SHA	GW	FG	IG	OT	UA	EN	SHOTS	SH%
27	* Lukas Reichel	LW	5	2	0	2	-3	0	0	0	0	0	0	2	0	0	1	0	12	16.7
15	* Carson Gicewicz	C	5	1	1	2	1	4	0	0	0	0	1	0	0	0	0	0	5	20.0
51	Ian Mitchell	D	5	1	1	2	1	0	1	0	0	0	0	0	0	0	0	0	6	16.7
41	Isaak Phillips	D	5	0	2	2	3	4	0	0	0	0	0	0	0	0	0	0	6	0.0
40	* Arvid Soderblom	G	5	0	2	2	0	0	0	2	0	0	0	0	0	0	0	0	0	0.0
26	Evan Barratt	C	5	1	0	1	-2	6	0	0	0	0	0	0	0	0	0	0	7	14.3
39	Dylan McLaughlin	C	5	1	0	1	-3	0	0	0	0	0	1	1	0	1	0	0	16	6.3
75	* Alec Regula	D	5	1	0	1	-5	6	1	0	0	0	0	0	0	0	0	0	7	14.3
45	* Cameron Morrison	LW	4	0	1	1	0	0	0	0	0	0	0	0	0	0	0	0	4	0.0
91	* D.J. Busdeker	RW	5	0	1	1	-1	2	0	0	0	0	0	0	0	0	0	0	6	0.0
48	Wyatt Kalynuk	D	5	0	1	1	-7	6	0	1	0	0	0	0	0	0	0	0	7	0.0
36	* Josiah Slavin	LW	5	0	1	1	0	4	0	0	0	0	0	0	0	0	0	0	9	0.0
53	* Michal Teply	RW	5	0	1	1	-1	0	0	0	0	0	0	0	0	0	0	0	9	0.0
74	Nicolas Beaudin	D	1	0	0	0	-1	0	0	0	0	0	0	0	0	0	0	0	0	0.0
31	* Cale Morris	G	1	0	0	0	0	0	0	0	0	0	0	0	0	0	0	0	0	0.0
59	* Jakub Pour	RW	1	0	0	0	0	0	0	0	0	0	0	0	0	0	0	0	0	0.0
84	Andrei Altybarmakian	RW	2	0	0	0	-4	2	0	0	0	0	0	0	0	0	0	0	6	0.0
64	Dmitri Osipov	LW	3	0	0	0	-1	2	0	0	0	0	0	0	0	0	0	0	1	0.0
76	* Jakub Galvas	D	4	0	0	0	-3	0	0	0	0	0	0	0	0	0	0	0	4	0.0
79	Kurtis Gabriel	F	5	0	0	0	-1	12	0	0	0	0	0	0	0	0	0	0	4	0.0
86	* Mike Hardman	F	5	0	0	0	-2	2	0	0	0	0	0	0	0	0	0	0	10	0.0
14	Garrett Mitchell	RW	5	0	0	0	0	4	0	0	0	0	0	0	0	0	0	0	5	0.0
55	Ryan Stanton	D	5	0	0	0	-1	6	0	0	0	0	0	0	0	0	0	0	4	0.0
	BENCH		5	0			0												0	
	TOTALS		5	7	11	18	-29	60	2	3	0	0	2	3	0	1	1	0	128	5.5

#	GOALIE	GP	MIN	W	L	SO	EN	GA	GAA	SA	SVS	SV%
40	* Arvid Soderblom	5	280:56	2	3	1	0	14	2.99	186	172	.925
31	* Cale Morris	1	20:00	0	0	0	0	1	3.00	11	10	.909
	Empty Net		0:00					0		0		
	Totals	5	300:56	2	3	1	0	15	2.99	197	182	.924





## 2021-22 TEAM & INDIVIDUAL STATISTICS

### SAN DIEGO GULLS

#	PLAYER	POS	GP	G	A	PTS	+/-	PIM	PP	PPA	SH	SHA	GW	FG	IG	OT	UA	EN	SHOTS	SH%	
36	Hunter Drew	RW	2	1	1	2	0	6	0	0	0	0	0	0	0	0	0	0	5	20.0	
12	* Alex Limoges	LW	2	1	1	2	1	0	0	0	0	0	0	0	0	0	0	0	5	20.0	
39	Nikolas Brouillard	D	2	0	2	2	0	0	0	1	0	0	0	0	0	0	0	0	3	0.0	
4	* Drew Helleson	D	2	0	2	2	-3	2	0	0	0	0	0	0	0	0	0	0	0	0.0	
44	Trevor Carrick	D	2	1	0	1	-1	8	0	0	0	0	0	0	0	0	0	0	3	33.3	
18	Brent Gates Jr.	F	2	1	0	1	-1	0	1	0	0	0	0	0	0	0	0	0	4	25.0	
6	* Josh Lopina	C	2	1	0	1	-1	0	0	0	0	0	1	0	0	0	0	0	1	100.0	
17	Greg Printz	LW	2	1	0	1	-2	2	0	0	1	0	0	0	0	0	0	0	2	50.0	
23	* Olen Zellweger	D	1	0	1	1	1	0	0	0	0	0	0	0	0	0	0	0	1	0.0	
21	Lucas Elvenes	C	2	0	1	1	-3	2	0	1	0	0	0	0	0	0	0	0	2	0.0	
22	* Blake McLaughlin	LW	2	0	1	1	0	0	0	0	0	0	0	0	0	0	0	0	5	0.0	
14	Danny O'Regan	C	2	0	1	1	0	2	0	0	0	1	0	0	0	0	0	0	6	0.0	
11	Jacob Perreault	RW	2	0	1	1	-2	0	0	0	0	0	0	0	0	0	0	0	3	0.0	
31	Olle Eriksson Ek	RW	1	0	0	0	0	0	0	0	0	0	0	0	0	0	0	0	0	0.0	
43	* Vincent Marleau	RW	1	0	0	0	0	0	0	0	0	0	0	0	0	0	0	0	1	0.0	
5	Simon Benoit	D	2	0	0	0	1	2	0	0	0	0	0	0	0	0	0	0	1	0.0	
1	* Lukas Dostal	G	2	0	0	0	0	0	0	0	0	0	0	0	0	0	0	0	0	0.0	
16	Bryce Kindopp	RW	2	0	0	0	0	0	0	0	0	0	0	0	0	0	0	0	3	0.0	
34	Jacob Larsson	D	2	0	0	0	-1	0	0	0	0	0	0	0	0	0	0	0	0	0.0	
3	Brogan Rafferty	D	2	0	0	0	0	0	0	0	0	0	0	0	0	0	0	0	4	0.0	
7	* Brayden Tracey	RW	2	0	0	0	-1	2	0	0	0	0	0	0	0	0	0	0	4	0.0	
	BENCH		2	0	0	0	0	0	0	0	0	0	0	0	0	0	0	0	0	0	
	TOTALS		2	6	11	17	-12	26	1	2	1	1	0	1	0	0	0	0	53	11.3	

#	GOALIE	GP	MIN	W	L	SO	EN	GA	GAA	SA	SVS	SV%
31	Olle Eriksson Ek	1	11:07	0	0	0	1	0	0.00	10	10	1.000
1	* Lukas Dostal	2	110:11	0	2	0	0	9	4.90	60	51	.850
	Empty Net		1:13					1		1		
	Totals	2	122:31	0	2	0	1	10	4.90	71	61	.859

### SPRINGFIELD THUNDERBIRDS

#	PLAYER	POS	GP	G	A	PTS	+/-	PIM	PP	PPA	SH	SHA	GW	FG	IG	OT	UA	EN	SHOTS	SH%	
41	Will Bitten	RW	18	8	13	21	13	22	2	2	1	0	1	1	1	0	1	1	48	16.7	
63	Matthew Peca	C	18	6	10	16	-1	2	2	4	0	0	2	2	0	1	0	0	35	17.1	
16	Dakota Joshua	C	18	7	8	15	8	58	0	0	0	0	0	1	0	1	2	45	15.6		
7	Sam Anas	RW	18	4	11	15	-7	8	2	7	0	0	0	0	2	0	1	0	45	8.9	
19	Mackenzie MacEachern	LW	18	6	7	13	13	6	0	0	0	0	1	1	0	0	0	1	52	11.5	
81	James Neal	LW	17	4	8	12	-2	10	1	2	0	0	2	0	1	1	0	0	56	7.1	
29	Nathan Todd	C	18	4	7	11	2	0	2	2	0	0	1	1	0	0	0	0	51	7.8	
4	Tommy Cross	D	18	3	8	11	-1	36	1	2	0	0	0	0	0	0	0	0	35	8.6	
37	Brady Lyle	D	16	3	6	9	2	4	1	2	0	0	0	0	0	0	0	0	23	13.0	
24	Klim Kostin	RW	18	4	4	8	1	32	1	3	0	0	1	0	0	0	0	0	45	8.9	
17	* Nikita Alexandrov	C	18	2	6	8	8	8	0	1	0	1	0	1	1	0	1	0	29	6.9	
11	* Hugh McGing	LW	18	4	3	7	-7	12	3	2	0	0	2	0	0	0	0	0	26	15.4	
48	Calle Rosen	D	12	1	4	5	0	0	1	2	0	0	0	0	0	0	0	0	33	3.0	
14	Steven Santini	D	18	1	4	5	4	24	0	0	0	0	0	0	0	0	0	0	23	4.3	
30	* Joel Hofer	G	10	1	1	2	0	17	0	1	0	0	0	0	0	0	1	1	1	100.0	
21	Luke Witkowski	D	17	1	1	2	0	14	0	0	1	0	0	0	0	0	1	1	7	14.3	
3	* Matthew Kessel	D	18	1	1	2	-1	6	0	0	0	0	1	0	0	1	0	0	25	4.0	
5	Tyler Tucker	D	18	1	1	2	5	20	0	0	0	0	0	0	0	0	0	0	24	4.2	
77	* Drew Callin	RW	2	0	0	0	0	0	0	0	0	0	0	0	0	0	0	0	2	0.0	
25	Griffin Luce	D	2	0	0	0	0	0	0	0	0	0	0	0	0	0	0	0	1	0.0	
22	Josh Wesley	D	3	0	0	0	2	0	0	0	0	0	0	0	0	0	0	0	1	0.0	
39	Charlie Lindgren	G	8	0	0	0	0	0	0	0	0	0	0	0	0	0	0	0	0	0.0	
27	* Kean Washkurak	C	8	0	0	0	-2	4	0	0	0	0	0	0	0	0	0	0	12	0.0	
28	Tanner Kaspick	C	13	0	0	0	-4	4	0	0	0	0	0	0	0	0	0	0	12	0.0	
	BENCH		18	0	0	0	0	4	0	0	0	0	0	0	0	0	0	0	0	0	
	TOTALS		18	61	103	164	33	291	16	30	2	1	11	6	6	3	6	6	631	9.7	

#	GOALIE	GP	MIN	W	L	SO	EN	GA	GAA	SA	SVS	SV%
30	* Joel Hofer	10	608:46	6	4	1	2	26	2.56	391	365	.934
39	Charlie Lindgren	8	494:32	5	3	1	2	23	2.79	269	246	.914
	Empty Net		14:04					4		4		
	Totals	18	1117:22	11	7	2	4	53	2.85	664	611	.920



## 2021-22 TEAM & INDIVIDUAL STATISTICS

### STOCKTON HEAT

#	PLAYER	POS	GP	G	A	PTS	+/-	PIM	PP	PPA	SH	SHA	GW	FG	IG	OT	UA	EN	SHOTS	SH%
23	Justin Kirkland	LW	13	7	5	12	5	14	1	3	0	0	3	3	1	0	0	1	37	18.9
18	Byron Froese	C	13	1	9	10	2	10	0	2	0	1	0	0	0	0	0	0	35	2.9
11	Matthew Phillips	RW	13	3	5	8	0	4	1	2	0	0	0	0	0	0	0	0	40	7.5
49	* Jakob Pelletier	LW	13	4	3	7	0	4	1	0	1	0	0	2	0	0	0	0	28	14.3
34	* Walker Duehr	RW	13	5	1	6	2	4	0	0	0	0	1	0	1	0	0	0	29	17.2
21	Glenn Gawdin	C	10	3	3	6	0	4	1	1	0	1	1	0	0	1	0	0	25	12.0
24	Martin Pospisil	LW	11	2	4	6	5	6	0	0	0	0	0	0	0	0	1	0	24	8.3
45	Andy Welinski	D	13	1	5	6	7	0	1	2	0	0	0	0	1	0	0	0	18	5.6
7	Nick DeSimone	D	13	2	3	5	-3	4	1	0	0	0	0	0	0	0	0	0	24	8.3
39	Luke Philp	RW	10	1	4	5	3	0	0	1	0	0	0	0	0	0	0	0	18	5.6
25	Eetu Tuulola	RW	13	3	1	4	2	4	0	0	1	0	0	0	0	0	0	0	23	13.0
46	Emilio Pettersen	LW	11	2	2	4	0	0	0	0	0	0	2	0	0	0	1	0	8	25.0
2	Connor Mackey	D	7	1	3	4	5	4	0	0	0	0	1	0	0	1	0	0	9	11.1
20	Alex Gallant	LW	11	1	2	3	1	6	0	0	0	0	0	1	0	0	1	0	11	9.1
4	Kevin Gravel	D	13	0	3	3	1	6	0	0	0	0	0	0	0	0	0	0	22	0.0
47	* Connor Zary	C	13	1	1	2	-1	4	0	0	0	0	0	0	0	0	0	0	20	5.0
8	Juuso Valimaki	D	10	0	2	2	-2	14	0	1	0	0	0	0	0	0	0	0	18	0.0
5	* Colton Poolman	D	13	0	2	2	5	4	0	0	0	1	0	0	0	0	0	0	7	0.0
12	Tyrell Goulbourne	LW	4	0	1	1	1	2	0	0	0	0	0	0	0	0	0	0	5	0.0
6	* Ilya Solovyov	D	6	0	1	1	5	0	0	0	0	0	0	0	0	0	0	0	8	0.0
32	* Dustin Wolf	G	13	0	1	1	0	0	0	0	0	0	0	0	0	0	0	0	0	0.0
9	* Ilya Nikolaev	C	1	0	0	0	0	0	0	0	0	0	0	0	0	0	0	0	2	0.0
29	Adam Ruzicka	C	2	0	0	0	-1	0	0	0	0	0	0	0	0	0	0	0	0	0.0
3	Greg Moro	D	3	0	0	0	1	0	0	0	0	0	0	0	0	0	0	0	3	0.0
41	* Rory Kerins	C	5	0	0	0	3	4	0	0	0	0	0	0	0	0	0	0	4	0.0
	BENCH		13	0			0												0	
	TOTALS		13	37	61	98	41	98	6	12	2	4	8	6	3	2	3	1	418	8.9

#	GOALIE	GP	MIN	W	L	SO	EN	GA	GAA	SA	SVS	SV%
32	* Dustin Wolf	13	808:47	8	5	3	2	30	2.23	422	392	.929
	Empty Net		4:56					2		2		
	Totals	13	813:43	8	5	3	2	32	2.36	424	392	.925

### SYRACUSE CRUNCH

#	PLAYER	POS	GP	G	A	PTS	+/-	PIM	PP	PPA	SH	SHA	GW	FG	IG	OT	UA	EN	SHOTS	SH%
90	Anthony Richard	LW	5	4	2	6	0	0	0	1	1	0	0	1	1	0	2	1	19	21.1
81	Remi Elie	LW	5	3	0	3	1	2	1	0	0	0	0	0	1	0	1	0	11	27.3
45	* Cole Koepke	LW	5	2	1	3	4	0	1	0	0	0	1	1	0	0	0	0	18	11.1
26	Ryan Jones	D	5	1	2	3	1	4	0	0	0	0	0	0	0	0	0	0	7	14.3
12	Alex Barré-Boulet	C	5	0	3	3	-2	2	0	2	0	0	0	0	0	0	0	0	13	0.0
7	Simon Ryfors	C	5	1	1	2	4	0	0	0	0	0	0	1	0	0	0	0	9	11.1
40	Gabriel Dumont	C	5	0	2	2	-3	4	0	1	0	0	0	0	0	0	0	0	12	0.0
24	Darren Raddysh	D	5	0	2	2	2	2	0	0	0	0	0	0	0	0	0	0	12	0.0
46	Gemel Smith	C	3	1	0	1	0	0	1	0	0	0	1	0	0	0	0	0	8	12.5
85	Daniel Walcott	LW	5	1	0	1	1	4	0	0	0	0	0	0	0	0	0	0	5	20.0
9	Gabriel Fortier	C	5	0	1	1	0	6	0	0	0	0	0	0	0	0	0	0	2	0.0
39	* Gage Goncalves	C	5	0	1	1	-1	0	0	1	0	0	0	0	0	0	0	0	2	0.0
55	Charles Hudon	LW	5	0	1	1	-3	2	0	1	0	0	0	0	0	0	0	0	20	0.0
6	* Nick Perbix	D	5	0	1	1	3	0	0	0	0	0	0	0	0	0	0	0	7	0.0
60	* Hugo Alnefelt	G	1	0	0	0	0	0	0	0	0	0	0	0	0	0	0	0	0	0.0
57	Alex Green	D	2	0	0	0	0	2	0	0	0	0	0	0	0	0	0	0	3	0.0
22	P.C. Labrie	LW	3	0	0	0	1	2	0	0	0	0	0	0	0	0	0	0	0	0.0
16	Otto Somppi	C	3	0	0	0	-1	0	0	0	0	0	0	0	0	0	0	0	6	0.0
72	* Declan Carlile	D	4	0	0	0	-1	2	0	0	0	0	0	0	0	0	0	0	0	0.0
3	Fredrik Claesson	D	5	0	0	0	2	0	0	0	0	0	0	0	0	0	0	0	5	0.0
44	* Frank Hora	D	5	0	0	0	-1	8	0	0	0	0	0	0	0	0	0	0	5	0.0
33	Max Lagace	G	5	0	0	0	0	0	0	0	0	0	0	0	0	0	0	0	0	0.0
	BENCH		5	0			2												0	
	TOTALS		5	13	17	30	7	42	3	6	1	0	2	3	2	0	3	1	164	7.9

#	GOALIE	GP	MIN	W	L	SO	EN	GA	GAA	SA	SVS	SV%
60	* Hugo Alnefelt	1	49:46	0	0	0	0	0	0.00	24	24	1.000
33	Max Lagace	5	257:13	2	3	0	2	11	2.57	124	113	.911
	Empty Net		3:14					2		2		
	Totals	5	310:13	2	3	1	2	13	2.51	150	137	.913



## 2021-22 TEAM & INDIVIDUAL STATISTICS

### TEXAS STARS

#	PLAYER	POS	GP	G	A	PTS	+/-	PIM	PP	PPA	SH	SHA	GW	FG	IG	OT	UA	EN	SHOTS	SH%
18	Fredrik Karlstrom	C	2	1	0	1	1	0	0	0	0	0	0	0	0	0	0	0	9	11.1
11	Joel L'Esperance	C	2	0	1	1	1	0	0	0	0	0	0	0	0	0	0	0	7	0.0
7	Alex Petrovic	D	2	0	1	1	-1	2	0	0	0	0	0	0	0	0	0	0	3	0.0
19	Jeremy Gregoire	RW	1	0	0	0	0	0	0	0	0	0	0	0	0	0	0	0	2	0.0
27	Riley Tuft	LW	1	0	0	0	0	0	0	0	0	0	0	0	0	0	0	0	4	0.0
21	* Oskar Back	C	2	0	0	0	1	2	0	0	0	0	0	0	0	0	0	0	2	0.0
33	Joseph Cecconi	D	2	0	0	0	-2	0	0	0	0	0	0	0	0	0	0	0	7	0.0
12	Riley Damiani	C	2	0	0	0	-1	0	0	0	0	0	0	0	0	0	0	0	2	0.0
25	Ty Dellandrea	C	2	0	0	0	-2	0	0	0	0	0	0	0	0	0	0	0	9	0.0
22	Rhett Gardner	C	2	0	0	0	0	0	0	0	0	0	0	0	0	0	0	0	3	0.0
6	Ben Gleason	D	2	0	0	0	1	0	0	0	0	0	0	0	0	0	0	0	4	0.0
4	* Michael Karow	D	2	0	0	0	1	0	0	0	0	0	0	0	0	0	0	0	1	0.0
24	* Jordan Kawaguchi	C	2	0	0	0	-1	0	0	0	0	0	0	0	0	0	0	0	2	0.0
20	Tanner Kero	C	2	0	0	0	-2	0	0	0	0	0	0	0	0	0	0	0	1	0.0
9	Anthony Louis	LW	2	0	0	0	-2	0	0	0	0	0	0	0	0	0	0	0	4	0.0
16	Curtis McKenzie	LW	2	0	0	0	-1	4	0	0	0	0	0	0	0	0	0	0	0	0.0
37	Josh Melnick	C	2	0	0	0	0	0	0	0	0	0	0	0	0	0	0	0	0	0.0
35	* Matthew Murray	G	2	0	0	0	0	0	0	0	0	0	0	0	0	0	0	0	0	0.0
38	Jerad Rosburg	D	2	0	0	0	-1	0	0	0	0	0	0	0	0	0	0	0	3	0.0
2	Ryan Shea	D	2	0	0	0	-2	0	0	0	0	0	0	0	0	0	0	0	7	0.0
	BENCH		2	0			0												0	
	TOTALS		2	1	2	3	-10	8	0	0	0	0	0	0	0	0	0	0	70	1.4

#	GOALIE	GP	MIN	W	L	SO	EN	GA	GAA	SA	SVS	SV%
35	* Matthew Murray	2	118:22	0	2	0	0	3	1.52	62	59	.952
	Empty Net		2:34					0		0		
	Totals	2	120:56	0	2	0	0	3	1.49	62	59	.952

### UTICA COMETS

#	PLAYER	POS	GP	G	A	PTS	+/-	PIM	PP	PPA	SH	SHA	GW	FG	IG	OT	UA	EN	SHOTS	SH%
17	A.J. Greer	LW	5	6	2	8	3	2	1	1	0	0	1	1	1	0	1	0	19	31.6
20	Fabian Zetterlund	C	5	2	6	8	1	0	1	1	0	0	0	0	0	0	0	0	21	9.5
5	Robbie Russo	D	4	2	2	4	3	6	0	1	0	0	0	0	0	0	0	0	8	25.0
7	Chase De Leo	C	5	1	2	3	3	2	1	0	0	0	0	0	1	0	0	0	14	7.1
10	Brian Flynn	C	5	1	2	3	1	4	0	1	0	0	0	0	0	0	0	0	4	25.0
25	Nolan Foote	LW	5	1	2	3	0	2	0	0	0	0	0	1	0	0	0	0	10	10.0
15	Joe Gambardella	C	5	1	2	3	-1	0	0	0	0	0	1	0	0	0	0	0	8	12.5
9	* Alexander Holtz	F	5	1	2	3	-1	0	2	0	0	0	0	0	0	0	0	0	12	8.3
82	Nikita Okhotiuk	D	5	0	3	3	4	11	0	0	0	0	0	0	0	0	0	0	4	0.0
26	Ryan Schmelzer	C	5	1	1	2	-1	0	1	0	0	0	0	0	0	0	0	0	4	25.0
12	* Tyce Thompson	F	5	1	1	2	1	4	0	0	0	0	0	0	0	0	0	0	10	10.0
22	Reilly Walsh	D	1	0	2	2	0	0	0	1	0	0	0	0	0	0	0	0	2	0.0
85	* Shakir Mukhamadullin	D	3	0	2	2	-1	0	0	1	0	0	0	0	0	0	0	0	1	0.0
92	Graeme Clarke	RW	3	1	0	1	-1	0	0	0	0	0	0	0	0	0	1	0	1	100.0
77	* Aarne Talvitie	C	5	0	1	1	-1	0	0	0	0	0	0	0	0	0	0	0	3	0.0
93	* Akira Schmid	G	1	0	0	0	0	0	0	0	0	0	0	0	0	0	0	0	0	0.0
24	* Brian Halonen	F	2	0	0	0	-1	0	0	0	0	0	0	0	0	0	0	0	3	0.0
38	Jeremy Groleau	D	3	0	0	0	2	2	0	0	0	0	0	0	0	0	0	0	1	0.0
35	* Nico Daws	G	4	0	0	0	0	2	0	0	0	0	0	0	0	0	0	0	0	0.0
2	Michael Vukojevic	D	4	0	0	0	0	0	0	0	0	0	0	0	0	0	0	0	3	0.0
88	Kevin Bahl	D	5	0	0	0	2	10	0	0	0	0	0	0	0	0	0	0	6	0.0
39	Samuel Laberge	LW	5	0	0	0	1	21	0	0	0	0	0	0	0	0	0	0	5	0.0
23	Tyler Wotherspoon	D	5	0	0	0	-5	0	0	0	0	0	0	0	0	0	0	0	7	0.0
	BENCH		5	0			0												0	
	TOTALS		5	18	30	48	9	66	4	8	0	0	2	2	2	0	2	0	146	12.3

#	GOALIE	GP	MIN	W	L	SO	EN	GA	GAA	SA	SVS	SV%
35	* Nico Daws	4	239:35	2	2	0	1	12	3.01	110	98	.891
93	* Akira Schmid	1	61:39	0	1	0	0	4	3.89	38	34	.895
	Empty Net		1:54					1		1		
	Totals	5	303:08	2	3	0	1	17	3.36	149	132	.886



## 2021-22 TEAM & INDIVIDUAL STATISTICS

### WILKES-BARRE/SCRANTON PENGUINS

#	PLAYER	POS	GP	G	A	PTS	+/-	PIM	PP	PPA	SH	SHA	GW	FG	IG	OT	UA	EN	SHOTS	SH%
19	Alexander Nylander	RW	6	3	3	6	0	0	0	1	0	0	1	0	1	1	0	0	17	17.6
9	Radim Zohorna	C	4	2	3	5	2	2	1	0	0	0	0	0	0	0	0	1	14	14.3
57	Pierre-Olivier Joseph	D	6	1	4	5	2	6	0	0	0	0	0	0	0	0	1	0	8	12.5
22	* Sam Poulin	LW	6	3	1	4	0	6	2	1	0	0	0	0	0	0	0	0	22	13.6
36	Felix Robert	C	6	2	2	4	2	2	0	0	0	0	0	0	0	0	0	0	17	11.8
51	* Filip Hallander	LW	6	1	3	4	-3	0	0	2	0	0	0	0	0	0	0	0	21	4.8
44	Jonathan Gruden	LW	5	1	2	3	-3	6	0	0	0	0	0	1	0	0	0	0	4	25.0
48	Valtteri Puustinen	RW	6	0	3	3	-3	0	0	1	0	0	0	0	0	0	0	0	23	0.0
7	Mitch Reinke	D	6	0	3	3	2	2	0	1	0	0	0	0	0	0	0	0	9	0.0
8	Will Reilly	D	6	2	0	2	3	0	0	0	0	0	1	1	0	0	0	0	12	16.7
34	* Nathan Legare	RW	2	1	1	2	1	2	0	0	0	0	0	0	0	0	0	0	3	33.3
12	Matt Bartkowski	D	6	1	0	1	-3	0	0	0	0	0	0	0	0	0	0	0	9	11.1
42	* Colin Swoyer	D	1	0	1	1	0	0	0	0	0	0	0	0	0	0	0	0	1	0.0
47	* Sam Houde	C	4	0	1	1	0	0	0	0	0	0	0	0	0	0	0	0	2	0.0
17	Anthony Angello	RW	5	0	1	1	0	4	0	0	0	0	0	0	0	0	0	0	6	0.0
15	Jordy Bellerive	C	6	0	1	1	0	2	0	0	0	0	0	0	0	0	0	0	14	0.0
20	Kasper Bjorkqvist	RW	6	0	1	1	2	2	0	0	0	0	0	0	0	0	0	0	8	0.0
37	* Tommy Nappier	G	6	0	1	1	0	2	0	0	0	0	0	0	0	0	0	0	0	0.0
23	Jamie Devane	LW	4	0	0	0	-1	7	0	0	0	0	0	0	0	0	0	0	3	0.0
28	Cam Lee	D	5	0	0	0	-1	6	0	0	0	0	0	0	0	0	0	0	4	0.0
39	* Kyle Olson	RW	6	0	0	0	-4	6	0	0	0	0	0	0	0	0	0	0	3	0.0
50	Juuso Riihola	D	6	0	0	0	-4	0	0	0	0	0	0	0	0	0	0	0	19	0.0
	BENCH		6	0			2												0	
	TOTALS		6	17	31	48	-8	57	3	6	0	0	2	2	1	1	1	1	219	7.8

#	GOALIE	GP	MIN	W	L	SO	EN	GA	GAA	SA	SVS	SV%
37	* Tommy Nappier	6	359:22	2	4	1	3	19	3.17	196	177	.903
	Empty Net		9:00					3		3		
	Totals	6	368:22	2	4	1	3	22	3.58	199	177	.889



## 2022-23 AMERICAN HOCKEY LEAGUE SCHEDULE

FRI., OCT. 14			SAT., OCT. 22			SAT., OCT. 29		
1	Hartford @ Charlotte	7:00 PM	48	Springfield @ Belleville	7:05 PM	91	San Diego @ Abbotsford	7:00 PM
2	Syracuse @ Cleveland	7:00 PM	49	Laval @ Bridgeport	7:00 PM	92	Milwaukee @ Chicago	7:00 PM
3	San Diego @ Grand Rapids	7:00 PM	50	Hershey @ Charlotte	6:00 PM	93	Calgary @ Coachella Valley (at Kraken Community Iceplex, Seattle, WA)	3:00 PM
4	Tucson @ Henderson	7:00 PM	51	Calgary @ Colorado	7:05 PM	94	Charlotte @ Hartford	7:00 PM
5	San Jose @ Iowa	7:00 PM	52	W-B/Scranton @ Hartford	7:00 PM	95	Colorado @ Henderson	7:00 PM
6	Belleville @ Laval	7:00 PM	53	Texas @ Iowa	6:00 PM	96	W-B/Scranton @ Hershey	7:00 PM
7	Abbotsford @ Ontario	7:00 PM	54	Cleveland @ Lehigh Valley	7:05 PM	97	Rochester @ Laval	3:00 PM
8	Bridgeport @ Providence	7:05 PM	55	Manitoba @ Milwaukee	6:00 PM	98	Bridgeport @ Lehigh Valley	7:05 PM
9	Toronto @ Rochester	7:05 PM	56	San Diego @ Ontario	6:00 PM	99	Iowa @ Manitoba	2:00 PM
10	Colorado @ Texas	7:00 PM	57	Utica @ Providence	7:05 PM	100	Bakersfield @ Ontario	6:00 PM
SAT., OCT. 15			SUN., OCT. 23			SUN., OCT. 30		
11	Abbotsford @ Bakersfield	7:00 PM	63	Hartford @ Bridgeport	3:00 PM	107	Lehigh Valley @ Hershey	5:00 PM
12	Laval @ Belleville	7:05 PM	64	Abbotsford @ Coachella Valley (at Climate Pledge Arena, Seattle, WA)	6:00 PM	108	Iowa @ Manitoba	2:00 PM
13	Hartford @ Charlotte	6:00 PM	65	Cleveland @ Lehigh Valley	3:05 PM	109	Springfield @ Providence	3:05 PM
14	Milwaukee @ Chicago	7:00 PM	66	W-B/Scranton @ Providence	3:05 PM	110	Grand Rapids @ Texas	5:00 PM
15	Syracuse @ Cleveland	7:00 PM	67	Manitoba @ Rockford	4:00 PM			
16	San Diego @ Grand Rapids	7:00 PM	68	Henderson @ San Jose	3:00 PM			
17	Tucson @ Henderson	3:00 PM	69	Grand Rapids @ Toronto	4:00 PM			
18	Utica @ Hershey	7:00 PM	70	Bakersfield @ Tucson	4:00 PM			
19	San Jose @ Iowa	6:00 PM						
20	Rockford @ Manitoba	2:00 PM						
21	Bridgeport @ Springfield	7:05 PM						
22	Colorado @ Texas	7:00 PM						
23	Rochester @ Toronto	4:00 PM						
24	Lehigh Valley @ W-B/Scranton	6:05 PM						
SUN., OCT. 16			TUE., OCT. 25			TUE., NOV. 1		
25	Coachella Valley @ Calgary	1:00 PM	71	Texas @ Chicago	11:00 AM	111	Charlotte @ Bridgeport	10:30 AM
26	Lehigh Valley @ Hershey	3:00 PM						
27	Rockford @ Manitoba	2:00 PM						
28	Bakersfield @ Ontario	5:00 PM						
29	Providence @ Springfield	3:05 PM						
MON., OCT. 17			WED., OCT. 26			WED., NOV. 2		
30	Coachella Valley @ Calgary	7:00 PM	72	Belleville @ Laval	7:00 PM	112	San Diego @ Bakersfield	6:30 PM
31	W-B/Scranton @ Utica	7:00 PM	73	Texas @ Milwaukee	7:00 PM	113	Tucson @ Calgary	7:00 PM
			74	Colorado @ San Diego	7:00 PM	114	Toronto @ Laval	7:00 PM
			75	Ontario @ San Jose	7:00 PM	115	Syracuse @ Rochester	7:05 PM
			76	Syracuse @ Toronto	7:00 PM	116	Milwaukee @ Rockford	10:30 AM
			77	Cleveland @ W-B/Scranton	7:05 PM	117	Providence @ Utica	7:00 PM
TUE., OCT. 18			FRI., OCT. 28			THU., NOV. 3		
32	Henderson @ Ontario	7:00 PM	78	San Diego @ Abbotsford	7:00 PM	118	Ontario @ Colorado	7:05 PM
			79	Calgary @ Coachella Valley (at Everett, WA)	7:00 PM	119	Grand Rapids @ Iowa	10:30 AM
WED., OCT. 19			FRI., NOV. 4			FRI., NOV. 5		
33	Milwaukee @ Grand Rapids	7:00 PM	80	Hershey @ Hartford	7:00 PM	120	Coachella Valley @ Abbotsford	7:00 PM
34	Bakersfield @ Henderson	7:00 PM	81	Colorado @ Henderson	11:00 AM	121	Henderson @ Bakersfield	7:00 PM
35	Springfield @ Laval	7:00 PM	82	Rochester @ Laval	7:00 PM	122	Lehigh Valley @ Belleville	7:05 PM
36	Belleville @ Rochester	7:05 PM	83	W-B/Scranton @ Lehigh Valley	7:05 PM	123	Tucson @ Calgary	1:00 PM
			84	Belleville @ Milwaukee	7:00 PM	124	Syracuse @ Charlotte	7:00 PM
			85	Charlotte @ Providence	7:05 PM	125	Chicago @ Cleveland	7:00 PM
			86	Chicago @ Rockford	7:00 PM	126	Grand Rapids @ Iowa	7:00 PM
			87	Tucson @ San Jose	7:00 PM	127	Toronto @ Laval	7:00 PM
			88	Bridgeport @ Springfield	7:05 PM	128	Texas @ Manitoba	7:00 PM
			89	Toronto @ Syracuse	7:00 PM	129	Utica @ Rochester	7:05 PM
			90	Cleveland @ Utica	7:00 PM	130	Milwaukee @ San Diego	7:00 PM
						131	Hartford @ Springfield	7:05 PM
FRI., OCT. 21			SAT., NOV. 5			SAT., NOV. 5		
37	Springfield @ Belleville	7:05 PM	132	Coachella Valley @ Abbotsford	7:00 PM	132	Coachella Valley @ Abbotsford	7:00 PM
38	Hershey @ Charlotte	7:00 PM	133	Toronto @ Belleville	7:05 PM	133	Toronto @ Belleville	7:05 PM
39	Manitoba @ Chicago	7:00 PM	134	Hartford @ Bridgeport	7:00 PM	134	Hartford @ Bridgeport	7:00 PM
40	Abbotsford @ Coachella Valley (at Kraken Community Iceplex, Seattle, WA)	3:00 PM	135	Syracuse @ Charlotte	6:00 PM	135	Syracuse @ Charlotte	6:00 PM
41	Calgary @ Colorado	7:05 PM	136	Chicago @ Cleveland	7:00 PM	136	Chicago @ Cleveland	7:00 PM
42	Texas @ Iowa	7:00 PM	137	Ontario @ Colorado	7:05 PM	137	Ontario @ Colorado	7:05 PM
43	Bridgeport @ Providence	7:05 PM	138	Bakersfield @ Henderson	7:00 PM	138	Bakersfield @ Henderson	7:00 PM
44	Syracuse @ Rochester	7:05 PM	139	Lehigh Valley @ Laval	3:00 PM	139	Lehigh Valley @ Laval	3:00 PM
45	Ontario @ San Diego	7:00 PM	140	Grand Rapids @ Rockford	7:00 PM	140	Grand Rapids @ Rockford	7:00 PM
46	Cleveland @ Utica	7:00 PM	141	Milwaukee @ San Diego	7:00 PM	141	Milwaukee @ San Diego	7:00 PM
47	Laval @ W-B/Scranton	7:05 PM	142	Providence @ Springfield	7:05 PM	142	Providence @ Springfield	7:05 PM
			143	Rochester @ Utica	7:00 PM	143	Rochester @ Utica	7:00 PM
			144	Hershey @ W-B/Scranton	6:05 PM	144	Hershey @ W-B/Scranton	6:05 PM



## 2022-23 AHL SCHEDULE

SUN., NOV. 6		
145	Providence @ Bridgeport.....	3:00 PM
146	San Jose @ Calgary.....	6:00 PM
147	W-B/Scranton @ Hershey.....	4:30 PM
148	Texas @ Manitoba.....	2:00 PM
149	Iowa @ Rockford.....	4:00 PM

TUE., NOV. 8		
150	San Jose @ Calgary.....	7:00 PM
151	Texas @ Colorado.....	7:05 PM
152	San Diego @ Henderson.....	7:00 PM

WED., NOV. 9		
153	Grand Rapids @ Cleveland.....	7:00 PM
154	Texas @ Colorado.....	7:05 PM
155	Springfield @ Hartford.....	7:00 PM
156	Chicago @ Milwaukee.....	10:30 AM
157	Rochester @ Syracuse.....	7:00 PM

THU., NOV. 10		
158	Henderson @ Abbotsford.....	7:00 PM
159	Ontario @ San Jose.....	7:00 PM

FRI., NOV. 11		
160	Toronto @ Grand Rapids.....	7:00 PM
161	Bridgeport @ Hershey.....	7:00 PM
162	Springfield @ Lehigh Valley.....	7:05 PM
163	Calgary @ Manitoba.....	6:00 PM
164	Iowa @ Milwaukee.....	7:00 PM
165	Charlotte @ Providence.....	7:05 PM
166	Cleveland @ Rochester.....	7:05 PM
167	Bakersfield @ San Diego.....	7:00 PM
168	Bellefonte @ Syracuse.....	7:00 PM
169	Coachella Valley @ Tucson.....	7:00 PM
170	Laval @ Utica.....	7:00 PM
171	Hartford @ W-B/Scranton.....	7:05 PM

SAT., NOV. 12		
172	Henderson @ Abbotsford.....	7:00 PM
173	Ontario @ Bakersfield.....	7:00 PM
174	Rochester @ Belleville.....	7:05 PM
175	Iowa @ Chicago.....	7:00 PM
176	Toronto @ Grand Rapids.....	7:00 PM
177	Charlotte @ Hartford.....	7:30 PM
178	Bridgeport @ Hershey.....	7:00 PM
179	Laval @ Lehigh Valley.....	7:05 PM
180	Colorado @ San Jose.....	6:00 PM
181	Utica @ Syracuse.....	7:00 PM
182	Rockford @ Texas.....	7:00 PM
183	Coachella Valley @ Tucson.....	7:00 PM
184	Springfield @ W-B/Scranton.....	6:05 PM

SUN., NOV. 13		
185	Milwaukee @ Chicago.....	3:00 PM
186	Laval @ Hershey.....	5:00 PM
187	Calgary @ Manitoba.....	12:00 PM
188	San Diego @ Ontario.....	3:00 PM
189	Charlotte @ Providence.....	3:05 PM
190	Colorado @ San Jose.....	3:00 PM
191	Rockford @ Texas.....	5:00 PM

TUE., NOV. 15		
192	Colorado @ Bakersfield.....	6:30 PM
193	Henderson @ Tucson.....	6:30 PM

WED., NOV. 16		
194	Cleveland @ Belleville.....	7:05 PM
195	Rockford @ Grand Rapids.....	11:00 AM
196	Charlotte @ Hartford.....	7:00 PM
197	Abbotsford @ Laval.....	7:00 PM
198	San Diego @ San Jose.....	7:00 PM
199	Syracuse @ Springfield.....	10:35 AM
200	Henderson @ Tucson.....	6:30 PM

FRI., NOV. 18		
201	Calgary @ Bakersfield.....	7:00 PM
202	Toronto @ Belleville.....	7:05 PM
203	Charlotte @ Bridgeport.....	7:00 PM
204	Coachella Valley @ Colorado.....	7:05 PM
205	Milwaukee @ Iowa.....	7:00 PM
206	Cleveland @ Laval.....	7:00 PM
207	Lehigh Valley @ Providence.....	7:05 PM
208	Utica @ Rochester.....	7:05 PM
209	Chicago @ Rockford.....	7:00 PM
210	Grand Rapids @ San Diego.....	7:00 PM
211	Manitoba @ Texas.....	7:00 PM
212	Hershey @ W-B/Scranton.....	7:05 PM

SAT., NOV. 19		
213	Calgary @ Bakersfield.....	7:00 PM
214	Syracuse @ Belleville.....	7:05 PM
215	W-B/Scranton @ Bridgeport.....	7:00 PM
216	Rockford @ Chicago.....	7:00 PM
217	Coachella Valley @ Colorado.....	7:05 PM
218	Ontario @ Henderson.....	3:00 PM
219	Hartford @ Hershey.....	7:00 PM
220	Cleveland @ Laval.....	3:00 PM
221	Iowa @ Milwaukee.....	6:00 PM
222	Lehigh Valley @ Providence.....	7:05 PM
223	Grand Rapids @ San Diego.....	7:00 PM
224	Charlotte @ Springfield.....	7:05 PM
225	Manitoba @ Texas.....	7:00 PM
226	Abbotsford @ Toronto.....	1:30 PM (at Scotiabank Arena)
227	San Jose @ Tucson.....	7:00 PM
228	Rochester @ Utica.....	7:00 PM

SUN., NOV. 20		
229	Iowa @ Chicago.....	3:00 PM
230	Hartford @ Hershey.....	4:30 PM
231	Henderson @ Ontario.....	3:00 PM
232	Bridgeport @ Providence.....	3:05 PM
233	Lehigh Valley @ Springfield.....	3:05 PM
234	Abbotsford @ Toronto.....	4:00 PM
235	San Jose @ Tucson.....	4:00 PM

MON., NOV. 21		
236	W-B/Scranton @ Charlotte.....	7:00 PM

TUE., NOV. 22		
237	Henderson @ Bakersfield.....	6:30 PM
238	Coachella Valley @ Calgary.....	7:00 PM
239	Manitoba @ Milwaukee.....	7:00 PM

WED., NOV. 23		
240	Hartford @ Bridgeport.....	7:00 PM
241	W-B/Scranton @ Charlotte.....	7:00 PM
242	Abbotsford @ Laval.....	7:00 PM
243	San Jose @ Ontario.....	7:00 PM
244	Providence @ Rochester.....	7:05 PM
245	Texas @ Rockford.....	7:00 PM
246	Tucson @ San Diego.....	7:00 PM
247	Hershey @ Springfield.....	7:05 PM
248	Toronto @ Syracuse.....	7:00 PM
249	Bellefonte @ Utica.....	7:00 PM

THU., NOV. 24		
250	Coachella Valley @ Calgary.....	7:00 PM

FRI., NOV. 25		
251	Laval @ Belleville.....	7:05 PM
252	Abbotsford @ Calgary.....	1:00 PM
253	Utica @ Charlotte.....	4:00 PM
254	Texas @ Chicago.....	7:00 PM
255	Toronto @ Cleveland.....	7:00 PM
256	Iowa @ Colorado.....	7:05 PM
257	Manitoba @ Grand Rapids.....	7:00 PM
258	Hershey @ Hartford.....	7:00 PM
259	San Jose @ Henderson.....	1:00 PM
260	Bridgeport @ Rochester.....	7:05 PM
261	Milwaukee @ Rockford.....	5:00 PM
262	Providence @ Syracuse.....	7:00 PM
263	Lehigh Valley @ W-B/Scranton.....	7:05 PM

SAT., NOV. 26		
264	San Jose @ Bakersfield.....	7:00 PM
265	Laval @ Belleville.....	7:05 PM
266	Utica @ Charlotte.....	6:00 PM
267	Texas @ Chicago.....	7:00 PM
268	Iowa @ Colorado.....	3:05 PM
269	Manitoba @ Grand Rapids.....	7:00 PM
270	Hershey @ Hartford.....	7:00 PM
271	Rochester @ Lehigh Valley.....	7:05 PM
272	Rockford @ Milwaukee.....	6:00 PM
273	Tucson @ Ontario.....	6:00 PM
274	Coachella Valley @ San Diego.....	7:00 PM
275	W-B/Scranton @ Springfield.....	7:05 PM
276	Providence @ Syracuse.....	7:00 PM
277	Cleveland @ Toronto.....	4:00 PM

SUN., NOV. 27		
278	Springfield @ Bridgeport.....	3:00 PM
279	Abbotsford @ Calgary.....	1:00 PM
280	San Diego @ Henderson.....	5:00 PM
281	Tucson @ Ontario.....	3:00 PM

TUE., NOV. 29		
282	Bakersfield @ Abbotsford.....	7:00 PM
283	W-B/Scranton @ Hershey.....	7:00 PM
284	Texas @ Milwaukee.....	7:00 PM
285	Iowa @ San Jose.....	7:00 PM

WED., NOV. 30		
286	Bakersfield @ Abbotsford.....	7:00 PM
287	Providence @ Bridgeport.....	7:00 PM
288	Hershey @ Lehigh Valley.....	7:05 PM
289	Colorado @ San Diego.....	7:00 PM
290	Iowa @ San Jose.....	7:00 PM
291	Laval @ Utica.....	7:00 PM

THU., DEC. 1		
292	Rochester @ Cleveland.....	7:00 PM
293	Milwaukee @ Manitoba.....	11:00 AM

FRI., DEC. 2		
294	Syracuse @ Belleville.....	7:05 PM
295	Lehigh Valley @ Charlotte.....	7:00 PM
296	Texas @ Grand Rapids.....	7:00 PM
297	Coachella Valley @ Henderson.....	7:00 PM
298	Colorado @ Ontario.....	7:00 PM
299	Calgary @ San Diego.....	7:00 PM
300	Rockford @ Springfield.....	7:05 PM
301	Toronto @ Utica.....	7:00 PM



## 2022-23 AHL SCHEDULE

SAT., DEC. 3		
302	Laval @ Abbotsford	7:00 PM
303	Colorado @ Bakersfield	7:00 PM
304	Utica @ Belleville	7:05 PM
305	Lehigh Valley @ Charlotte	6:00 PM
306	Rochester @ Cleveland	7:00 PM
307	Texas @ Grand Rapids	7:00 PM
308	Rockford @ Hartford	7:00 PM
309	Coachella Valley @ Henderson	7:00 PM
310	Chicago @ Iowa	6:00 PM
311	Milwaukee @ Manitoba	2:00 PM
312	Springfield @ Providence	7:05 PM
313	Calgary @ San Diego	7:00 PM
314	Tucson @ San Jose	6:00 PM
315	Syracuse @ Toronto	4:00 PM
316	Bridgeport @ W-B/Scranton	6:05 PM

SUN., DEC. 4		
317	Laval @ Abbotsford	4:00 PM
318	Springfield @ Bridgeport	3:00 PM
319	W-B/Scranton @ Hershey	3:00 PM
320	Chicago @ Iowa	3:00 PM
321	Bakersfield @ Ontario	5:00 PM
322	Hartford @ Providence	3:05 PM
323	Tucson @ San Jose	3:00 PM
324	Belleville @ Toronto	4:00 PM

TUE., DEC. 6		
325	Colorado @ Bakersfield	10:30 AM
326	Charlotte @ Hershey	7:00 PM

WED., DEC. 7		
327	Iowa @ Grand Rapids	7:00 PM
328	Lehigh Valley @ Hartford	7:00 PM
329	Henderson @ Ontario	7:00 PM
330	Syracuse @ Rochester	7:05 PM
331	Milwaukee @ Rockford	7:00 PM
332	Belleville @ Toronto	7:00 PM

FRI., DEC. 9		
333	Manitoba @ Abbotsford	7:00 PM
334	Hershey @ Bridgeport	7:00 PM
335	San Diego @ Calgary	7:00 PM
336	Henderson @ Colorado	7:05 PM
337	Milwaukee @ Hartford	7:00 PM
338	Belleville @ Laval	7:00 PM
339	Charlotte @ Lehigh Valley	7:05 PM
340	Utica @ Rochester	7:05 PM
341	Iowa @ Rockford	7:00 PM
342	Coachella Valley @ San Jose	7:00 PM
343	Grand Rapids @ Springfield	7:05 PM
344	Toronto @ Syracuse	7:00 PM
345	Chicago @ Texas	7:00 PM
346	Ontario @ Tucson	7:00 PM
347	Cleveland @ W-B/Scranton	7:05 PM

SAT., DEC. 10		
348	Manitoba @ Abbotsford	7:00 PM
349	Coachella Valley @ Bakersfield	7:00 PM
350	Providence @ Bridgeport	7:00 PM
351	Henderson @ Colorado	7:05 PM
352	Grand Rapids @ Hartford	7:00 PM
353	Cleveland @ Hershey	7:00 PM
354	Belleville @ Laval	3:00 PM
355	Charlotte @ Lehigh Valley	7:05 PM
356	Iowa @ Rockford	7:00 PM
357	Milwaukee @ Springfield	7:05 PM
358	Utica @ Syracuse	7:00 PM
359	Chicago @ Texas	7:00 PM
360	Rochester @ Toronto	4:00 PM
361	Ontario @ Tucson	7:00 PM

SUN., DEC. 11		
362	San Diego @ Calgary	1:00 PM
363	Cleveland @ Hershey	5:00 PM
364	Bridgeport @ Providence	3:05 PM
365	Bakersfield @ San Jose	5:00 PM

TUE., DEC. 13		
366	Manitoba @ Calgary	7:00 PM
367	Rockford @ Iowa	7:00 PM
368	Coachella Valley @ Tucson	6:30 PM

WED., DEC. 14		
369	Springfield @ Bridgeport	7:00 PM
370	San Jose @ Henderson	7:00 PM
371	Hartford @ Milwaukee	7:00 PM
372	Abbotsford @ San Diego	7:00 PM
373	Coachella Valley @ Tucson	6:30 PM
374	Laval @ Utica	7:00 PM

THU., DEC. 15		
375	Manitoba @ Calgary	7:00 PM
376	Texas @ Chicago	11:00 AM

FRI., DEC. 16		
377	Ontario @ Bakersfield	7:00 PM
378	Rochester @ Charlotte	7:00 PM
379	San Jose @ Colorado	7:05 PM
380	Hartford @ Grand Rapids	7:00 PM
381	Abbotsford @ Henderson	7:00 PM
382	Texas @ Iowa	7:00 PM
383	Lehigh Valley @ Providence	7:05 PM
384	Toronto @ Rockford	7:00 PM
385	Coachella Valley @ San Diego	7:00 PM
386	Springfield @ Syracuse	7:00 PM
387	Bridgeport @ Utica	7:00 PM
388	Hershey @ W-B/Scranton	7:05 PM

SAT., DEC. 17		
389	Rochester @ Charlotte	6:00 PM
390	Grand Rapids @ Chicago	7:00 PM
391	Laval @ Cleveland	12:00 PM
392	San Jose @ Colorado	7:05 PM
393	Abbotsford @ Henderson	3:00 PM
394	Texas @ Iowa	6:00 PM
395	Providence @ Lehigh Valley	7:05 PM
396	Belleville @ Manitoba	2:00 PM
397	Toronto @ Milwaukee	6:00 PM
398	Bakersfield @ Ontario	6:00 PM
399	Hartford @ Rockford	7:00 PM
400	Tucson @ San Diego	7:00 PM
401	Bridgeport @ Syracuse	7:00 PM
402	Springfield @ Utica	7:00 PM
403	Hershey @ W-B/Scranton	6:05 PM

SUN., DEC. 18		
404	Milwaukee @ Chicago	3:00 PM
405	Laval @ Cleveland	6:00 PM
406	Tucson @ Coachella Valley	6:00 PM
407	Lehigh Valley @ Hershey	5:00 PM
408	Belleville @ Manitoba	2:00 PM

TUE., DEC. 20		
409	San Jose @ Abbotsford	7:00 PM
410	Ontario @ Calgary	7:00 PM
411	Utica @ Cleveland	7:00 PM
412	Tucson @ Coachella Valley	7:00 PM
413	Bakersfield @ Colorado	7:05 PM
414	Rockford @ Texas	7:00 PM
415	W-B/Scranton @ Toronto	7:00 PM

WED., DEC. 21		
416	San Jose @ Abbotsford	7:00 PM
417	W-B/Scranton @ Belleville	7:05 PM
418	Ontario @ Calgary	7:00 PM
419	Bakersfield @ Colorado	7:05 PM
420	Manitoba @ Iowa	7:00 PM
421	Hershey @ Lehigh Valley	7:05 PM
422	Chicago @ Milwaukee	7:00 PM
423	Laval @ Syracuse	7:00 PM
424	Rockford @ Texas	7:00 PM

THU., DEC. 22		
425	Providence @ Charlotte	7:00 PM
426	Grand Rapids @ Chicago	7:00 PM
427	Utica @ Cleveland	7:00 PM
428	Springfield @ Hartford	7:00 PM
429	Coachella Valley @ Henderson	7:00 PM
430	San Diego @ Tucson	6:30 PM

FRI., DEC. 23		
431	Providence @ Charlotte	6:00 PM
432	Rockford @ Chicago	7:00 PM
433	Henderson @ Coachella Valley	7:00 PM
434	Cleveland @ Grand Rapids	7:00 PM
435	Bridgeport @ Hartford	5:00 PM
436	Manitoba @ Iowa	7:00 PM
437	W-B/Scranton @ Laval	7:00 PM
438	Syracuse @ Rochester	7:05 PM
439	Lehigh Valley @ Springfield	7:05 PM
440	San Diego @ Tucson	7:00 PM

MON., DEC. 26		
441	Belleville @ Toronto	3:00 PM (at Scotiabank Arena)

TUE., DEC. 27		
442	Hartford @ Bridgeport	7:00 PM
443	Chicago @ Milwaukee	7:00 PM
444	Bakersfield @ San Jose	5:00 PM
445	Hershey @ W-B/Scranton	7:05 PM

WED., DEC. 28		
446	Calgary @ Bakersfield	6:30 PM
447	Toronto @ Belleville	7:05 PM
448	Ontario @ Coachella Valley	7:00 PM
449	Providence @ Hershey	7:00 PM
450	Colorado @ Iowa	6:00 PM
451	Syracuse @ Laval	7:00 PM
452	Bridgeport @ Lehigh Valley	7:05 PM
453	Utica @ Rochester	7:05 PM
454	Grand Rapids @ Rockford	7:00 PM
455	Henderson @ San Diego	7:00 PM
456	Hartford @ Springfield	7:05 PM

THU., DEC. 29		
457	Charlotte @ Cleveland	7:00 PM

FRI., DEC. 30		
458	Calgary @ Bakersfield	7:00 PM
459	Rockford @ Chicago	7:00 PM
460	San Diego @ Henderson	7:00 PM
461	Colorado @ Iowa	6:00 PM
462	Syracuse @ Laval	7:00 PM
463	Abbotsford @ Manitoba	7:00 PM
464	Grand Rapids @ Milwaukee	6:00 PM
465	Belleville @ Rochester	7:05 PM
466	Coachella Valley @ San Jose	7:00 PM
467	Bridgeport @ Springfield	7:05 PM
468	Tucson @ Texas	7:00 PM
469	Lehigh Valley @ Utica	7:00 PM
470	Providence @ W-B/Scranton	7:05 PM



## 2022-23 AHL SCHEDULE

SAT., DEC. 31		
471	Charlotte @ Cleveland.....	12:31 PM
472	Milwaukee @ Grand Rapids .....	6:00 PM
473	Springfield @ Hartford.....	5:30 PM
474	Providence @ Hershey .....	5:00 PM
475	W-B/Scranton @ Lehigh Valley .....	7:05 PM
476	Abbotsford @ Manitoba.....	4:00 PM
477	Calgary @ Ontario.....	6:00 PM
478	Chicago @ Rockford .....	4:00 PM
479	Coachella Valley @ San Jose.....	3:00 PM
480	Tucson @ Texas.....	7:00 PM
481	Rochester @ Toronto.....	4:00 PM
482	Belleville @ Utica.....	7:00 PM

SUN., JAN. 1		
483	San Diego @ Henderson .....	2:00 PM

MON., JAN. 2		
484	Abbotsford @ Calgary.....	7:00 PM

TUE., JAN. 3		
485	Iowa @ Chicago.....	7:00 PM
486	Texas @ Rockford.....	7:00 PM
487	Utica @ Toronto .....	7:00 PM

WED., JAN. 4		
488	Providence @ Bridgeport.....	7:00 PM
489	Abbotsford @ Calgary.....	7:00 PM
490	Colorado @ Coachella Valley .....	7:00 PM
491	Manitoba @ Laval .....	7:00 PM
492	Belleville @ Rochester .....	7:05 PM
493	Henderson @ San Jose.....	7:00 PM
494	Charlotte @ W-B/Scranton.....	7:05 PM

FRI., JAN. 6		
495	Henderson @ Abbotsford.....	7:00 PM
496	Cleveland @ Chicago.....	7:00 PM
497	Texas @ Grand Rapids.....	7:00 PM
498	Manitoba @ Laval .....	7:00 PM
499	San Diego @ Milwaukee .....	7:00 PM
500	San Jose @ Ontario.....	7:00 PM
501	Lehigh Valley @ Rochester .....	7:05 PM
502	Bridgeport @ Springfield.....	7:05 PM
503	Belleville @ Syracuse.....	7:00 PM
504	Colorado @ Tucson .....	7:00 PM
505	Hartford @ Utica.....	7:00 PM
506	Charlotte @ W-B/Scranton.....	7:05 PM

SAT., JAN. 7		
507	Henderson @ Abbotsford.....	7:00 PM
508	Manitoba @ Belleville.....	7:05 PM
509	Providence @ Bridgeport.....	7:00 PM
510	Cleveland @ Chicago.....	7:00 PM
511	San Jose @ Coachella Valley .....	6:00 PM
512	Texas @ Grand Rapids.....	7:00 PM
513	Charlotte @ Hershey.....	7:00 PM
514	Rockford @ Iowa.....	6:00 PM
515	San Diego @ Milwaukee .....	6:00 PM
516	Utica @ Springfield .....	7:05 PM
517	Rochester @ Syracuse.....	7:00 PM
518	Lehigh Valley @ Toronto .....	4:00 PM
519	Colorado @ Tucson .....	7:00 PM
520	Hartford @ W-B/Scranton.....	6:05 PM

SUN., JAN. 8		
521	Bakersfield @ Calgary.....	1:00 PM
522	Ontario @ Coachella Valley.....	3:00 PM
523	Syracuse @ Hershey.....	5:00 PM
524	Rockford @ Iowa.....	3:00 PM
525	Utica @ Providence.....	3:05 PM
526	Laval @ Toronto .....	4:00 PM

TUE., JAN. 10		
527	Bakersfield @ Calgary.....	7:00 PM
528	Hartford @ Charlotte.....	7:00 PM
529	San Jose @ Coachella Valley.....	7:00 PM
530	Milwaukee @ Tucson.....	6:30 PM

WED., JAN. 11		
531	Lehigh Valley @ Bridgeport.....	7:00 PM
532	Hartford @ Charlotte .....	7:00 PM
533	Iowa @ Grand Rapids.....	7:00 PM
534	Ontario @ Henderson.....	7:00 PM
535	W-B/Scranton @ Hershey.....	7:00 PM
536	Laval @ Rochester.....	7:05 PM
537	San Jose @ San Diego.....	7:00 PM
538	Manitoba @ Toronto .....	7:00 PM
539	Milwaukee @ Tucson.....	6:30 PM
540	Cleveland @ Utica.....	7:00 PM

FRI., JAN. 13		
541	Cleveland @ Belleville.....	7:05 PM
542	Bakersfield @ Coachella Valley .....	7:00 PM
543	Rockford @ Colorado.....	7:05 PM
544	Iowa @ Grand Rapids.....	7:00 PM
545	Calgary @ Henderson .....	7:00 PM
546	Springfield @ Hershey.....	7:00 PM
547	Bridgeport @ Lehigh Valley.....	7:05 PM
548	Utica @ Providence.....	7:05 PM
549	Ontario @ San Diego.....	7:00 PM
550	Laval @ Syracuse .....	7:00 PM
551	Manitoba @ Toronto .....	7:00 PM

SAT., JAN. 14		
552	Tucson @ Bakersfield .....	7:00 PM
553	Manitoba @ Belleville.....	7:05 PM
554	Utica @ Bridgeport.....	7:00 PM
555	W-B/Scranton @ Charlotte.....	4:00 PM
556	Rockford @ Colorado.....	7:05 PM
557	Chicago @ Grand Rapids.....	7:00 PM
558	Providence @ Hartford.....	7:30 PM
559	Calgary @ Henderson .....	3:00 PM
560	Springfield @ Hershey.....	7:00 PM
561	Cleveland @ Laval.....	4:00 PM
562	Syracuse @ Lehigh Valley .....	7:05 PM
563	San Diego @ Ontario.....	6:00 PM
564	Toronto @ Rochester .....	6:05 PM
565	Abbotsford @ San Jose.....	6:00 PM
566	Milwaukee @ Texas .....	7:00 PM

SUN., JAN. 15		
567	W-B/Scranton @ Charlotte.....	4:00 PM
568	Hartford @ Providence.....	3:05 PM
569	Abbotsford @ San Jose.....	1:00 PM
570	Milwaukee @ Texas .....	5:00 PM

MON., JAN. 16		
571	Tucson @ Coachella Valley.....	3:00 PM
572	Grand Rapids @ Iowa.....	2:00 PM
573	Bridgeport @ Springfield.....	3:05 PM
574	Utica @ Syracuse .....	1:00 PM

TUE., JAN. 17		
575	Lehigh Valley @ Cleveland.....	7:00 PM
576	Ontario @ Colorado .....	7:05 PM
577	Chicago @ Manitoba .....	7:00 PM

WED., JAN. 18		
578	Calgary @ Abbotsford.....	7:00 PM
579	San Diego @ Bakersfield.....	6:30 PM
580	Toronto @ Belleville.....	7:05 PM
581	Lehigh Valley @ Cleveland.....	7:00 PM
582	Ontario @ Colorado .....	7:05 PM
583	Tucson @ Henderson.....	7:00 PM
584	Chicago @ Manitoba.....	7:00 PM
585	Springfield @ Milwaukee .....	7:00 PM
586	Laval @ Rochester .....	7:05 PM
587	Grand Rapids @ Rockford.....	7:00 PM
588	Syracuse @ W-B/Scranton .....	7:05 PM

FRI., JAN. 20		
589	Calgary @ Abbotsford.....	7:00 PM
590	Toronto @ Belleville.....	7:05 PM
591	Rochester @ Bridgeport.....	7:00 PM
592	Providence @ Hartford.....	7:00 PM
593	Milwaukee @ Iowa.....	7:00 PM
594	Hershey @ Laval.....	7:00 PM
595	Springfield @ Rockford .....	7:00 PM
596	San Diego @ San Jose.....	7:00 PM
597	Bakersfield @ Tucson .....	7:00 PM
598	Syracuse @ Utica .....	7:00 PM
599	Lehigh Valley @ W-B/Scranton .....	7:05 PM

SAT., JAN. 21		
600	Calgary @ Abbotsford.....	7:00 PM
601	Hershey @ Belleville.....	7:05 PM
602	W-B/Scranton @ Bridgeport.....	7:00 PM
603	Cleveland @ Charlotte.....	4:00 PM
604	Henderson @ Colorado.....	7:05 PM
605	Springfield @ Grand Rapids.....	7:00 PM
606	Rochester @ Hartford.....	7:30 PM
607	Milwaukee @ Iowa.....	6:00 PM
608	Toronto @ Laval .....	3:00 PM
609	Texas @ Manitoba.....	2:00 PM
610	Coachella Valley @ Ontario.....	6:00 PM
611	Chicago @ Rockford .....	7:00 PM
612	Utica @ Syracuse .....	7:00 PM
613	Bakersfield @ Tucson .....	7:00 PM

SUN., JAN. 22		
614	Cleveland @ Charlotte.....	1:00 PM
615	San Diego @ Coachella Valley .....	3:00 PM
616	Henderson @ Colorado .....	3:05 PM
617	Texas @ Manitoba.....	2:00 PM
618	Hartford @ Providence.....	4:05 PM

TUE., JAN. 24		
619	Toronto @ Abbotsford.....	7:00 PM
620	Ontario @ Calgary.....	7:00 PM
621	Rockford @ Iowa.....	7:00 PM
622	Chicago @ Tucson.....	6:30 PM

WED., JAN. 25		
623	Toronto @ Abbotsford.....	7:00 PM
624	Ontario @ Calgary.....	7:00 PM
625	Bridgeport @ Hartford .....	7:00 PM
626	San Jose @ Henderson .....	7:00 PM
627	Belleville @ Laval.....	7:00 PM
628	Hershey @ Lehigh Valley.....	7:05 PM
629	W-B/Scranton @ Rochester .....	7:05 PM
630	Bakersfield @ San Diego.....	7:00 PM
631	Chicago @ Tucson.....	6:30 PM
632	Charlotte @ Utica.....	7:00 PM





## 2022-23 AHL SCHEDULE

THU., JAN. 26	
633	Coachella Valley @ Iowa ..... 7:00 PM
FRI., JAN. 27	
634	Laval @ Cleveland..... 7:00 PM
635	San Jose @ Henderson..... 7:00 PM
636	W-B/Scranton @ Lehigh Valley ..... 7:05 PM
637	Toronto @ Manitoba ..... 7:00 PM
638	Rockford @ Milwaukee ..... 7:00 PM
639	Hartford @ Providence..... 7:05 PM
640	Charlotte @ Rochester ..... 7:05 PM
641	Bakersfield @ San Diego..... 7:00 PM
642	Belleville @ Springfield..... 7:05 PM
643	Utica @ Syracuse ..... 7:00 PM
644	Colorado @ Texas ..... 7:00 PM
SAT., JAN. 28	
645	San Jose @ Bakersfield..... 7:00 PM
646	Rockford @ Chicago ..... 7:00 PM
647	Laval @ Cleveland..... 7:00 PM
648	Syracuse @ Hartford..... 7:00 PM
649	Calgary @ Henderson ..... 7:00 PM
650	Coachella Valley @ Iowa ..... 6:00 PM
651	Hershey @ Lehigh Valley..... 7:05 PM
652	Grand Rapids @ Milwaukee ..... 6:00 PM
653	Charlotte @ Rochester ..... 6:05 PM
654	Ontario @ San Diego..... 7:00 PM
655	Belleville @ Springfield..... 7:05 PM
656	Colorado @ Texas ..... 7:00 PM
657	Abbotsford @ Tucson ..... 7:00 PM
658	Providence @ Utica ..... 7:00 PM
659	Bridgeport @ W-B/Scranton..... 6:05 PM
SUN., JAN. 29	
660	Grand Rapids @ Chicago..... 3:00 PM
661	Bridgeport @ Hershey ..... 3:00 PM
662	Toronto @ Manitoba ..... 2:00 PM
663	Calgary @ Ontario..... 5:00 PM
664	Syracuse @ Providence ..... 3:05 PM
665	Abbotsford @ Tucson ..... 4:00 PM
MON., JAN. 30	
666	Iowa @ Texas ..... 7:00 PM
TUE., JAN. 31	
667	Tucson @ Bakersfield ..... 6:30 PM
668	San Jose @ Coachella Valley ..... 7:00 PM
669	Grand Rapids @ Milwaukee ..... 7:00 PM
670	Colorado @ Ontario ..... 7:00 PM
671	Manitoba @ Rockford ..... 7:00 PM
WED., FEB. 1	
673	Providence @ Hartford..... 7:00 PM
674	Hershey @ Lehigh Valley..... 7:05 PM
675	Abbotsford @ San Diego..... 7:00 PM
676	Iowa @ Texas ..... 7:00 PM
677	Syracuse @ Utica ..... 7:00 PM
678	Springfield @ W-B/Scranton..... 7:05 PM
THU., FEB. 2	
679	Rochester @ Belleville ..... 7:05 PM
680	Bakersfield @ Calgary..... 7:00 PM

FRI., FEB. 3	
681	Hershey @ Bridgeport..... 7:00 PM
682	Bakersfield @ Calgary..... 7:00 PM
683	Chicago @ Cleveland..... 7:00 PM
684	San Diego @ Coachella Valley ..... 7:00 PM
685	Utica @ Hartford ..... 7:00 PM
686	Colorado @ Henderson ..... 7:00 PM
687	Providence @ Lehigh Valley ..... 7:05 PM
688	Manitoba @ Milwaukee ..... 7:00 PM
689	Tucson @ Ontario ..... 7:00 PM
690	Iowa @ Rockford..... 7:00 PM
691	Abbotsford @ San Jose..... 7:00 PM
692	W-B/Scranton @ Springfield..... 7:05 PM
693	Charlotte @ Syracuse..... 7:00 PM
694	Grand Rapids @ Texas..... 7:00 PM
695	Laval @ Toronto ..... 7:00 PM

SAT., FEB. 4	
696	Rochester @ Belleville ..... 7:05 PM
672	Chicago @ Cleveland..... 7:00 PM
697	San Diego @ Coachella Valley ..... 6:00 PM
698	W-B/Scranton @ Hartford ..... 7:00 PM
699	Colorado @ Henderson ..... 7:00 PM
700	Lehigh Valley @ Hershey..... 7:00 PM
701	Manitoba @ Milwaukee ..... 6:00 PM
702	Tucson @ Ontario ..... 6:00 PM
703	Iowa @ Rockford..... 7:00 PM
704	Abbotsford @ San Jose..... 2:00 PM
705	Bridgeport @ Springfield..... 7:05 PM
706	Charlotte @ Syracuse..... 7:00 PM
707	Grand Rapids @ Texas..... 7:00 PM
708	Laval @ Toronto ..... 4:00 PM
709	Providence @ Utica ..... 7:00 PM

SUN., FEB. 5	
AHL All-Star Skills Competition at Laval, QC	

MON., FEB. 6	
AHL All-Star Challenge at Laval, QC	

FRI., FEB. 10	
711	Tucson @ Abbotsford ..... 7:00 PM
712	Ontario @ Bakersfield ..... 7:00 PM
713	Toronto @ Charlotte..... 7:00 PM
714	Iowa @ Chicago ..... 7:00 PM
710	Belleville @ Cleveland..... 7:00 PM
715	Texas @ Colorado ..... 7:05 PM
716	Manitoba @ Grand Rapids..... 7:00 PM
717	Lehigh Valley @ Hartford..... 7:00 PM
718	Syracuse @ Laval ..... 7:00 PM
1019	Rockford @ Milwaukee ..... 7:00 PM
719	W-B/Scranton @ Providence ..... 7:05 PM
720	Springfield @ Rochester ..... 7:05 PM
721	Coachella Valley @ San Diego ..... 7:00 PM
722	Calgary @ San Jose..... 7:00 PM
723	Hershey @ Utica..... 7:00 PM

SAT., FEB. 11	
724	Tucson @ Abbotsford ..... 7:00 PM
725	San Diego @ Bakersfield..... 7:00 PM
726	Toronto @ Charlotte..... 6:00 PM
727	Belleville @ Cleveland..... 1:00 PM
728	Texas @ Colorado ..... 7:05 PM
729	Manitoba @ Grand Rapids..... 7:00 PM
730	Ontario @ Henderson..... 7:00 PM
731	Hartford @ Hershey ..... 7:00 PM
732	Chicago @ Iowa ..... 6:00 PM
733	Utica @ Laval ..... 7:00 PM
734	Bridgeport @ Lehigh Valley..... 7:05 PM
735	Milwaukee @ Rockford ..... 7:00 PM
736	Calgary @ San Jose..... 6:00 PM
737	Rochester @ Syracuse..... 7:00 PM
738	Providence @ W-B/Scranton ..... 6:05 PM

TUE., FEB. 14	
739	Abbotsford @ Calgary..... 7:00 PM
740	Lehigh Valley @ Charlotte..... 7:00 PM
741	Rochester @ Cleveland ..... 7:00 PM
742	Bakersfield @ Colorado..... 7:05 PM
743	Tucson @ San Diego..... 7:00 PM

WED., FEB. 15	
744	Syracuse @ Belleville..... 7:05 PM
745	Abbotsford @ Calgary..... 7:00 PM
746	Lehigh Valley @ Charlotte..... 7:00 PM
747	Milwaukee @ Chicago ..... 11:00 AM
748	Tucson @ Coachella Valley ..... 7:00 PM
749	Bakersfield @ Colorado..... 7:05 PM
750	Rockford @ Grand Rapids..... 7:00 PM
751	Iowa @ Manitoba ..... 7:00 PM
752	Ontario @ San Jose ..... 7:00 PM
753	Utica @ Toronto ..... 11:00 AM
754	Hershey @ W-B/Scranton..... 7:05 PM

FRI., FEB. 17	
755	Laval @ Belleville..... 7:05 PM
756	Colorado @ Calgary..... 7:00 PM
757	Cleveland @ Grand Rapids..... 7:00 PM
758	Bridgeport @ Hartford ..... 7:00 PM
759	Iowa @ Manitoba ..... 7:00 PM
760	Coachella Valley @ Ontario..... 7:00 PM
761	Springfield @ Providence ..... 7:05 PM
762	Toronto @ Rochester ..... 7:05 PM
763	Texas @ Rockford..... 7:00 PM

SAT., FEB. 18	
764	San Jose @ Abbotsford..... 7:00 PM
765	Laval @ Belleville..... 7:05 PM
766	Springfield @ Bridgeport..... 7:00 PM
767	Hershey @ Charlotte..... 4:00 PM
768	Cleveland @ Chicago..... 7:00 PM
769	Bakersfield @ Coachella Valley ..... 6:00 PM
770	Providence @ Hartford ..... 7:00 PM
771	W-B/Scranton @ Lehigh Valley ..... 7:05 PM
772	Texas @ Milwaukee ..... 6:00 PM
773	Ontario @ San Diego..... 7:00 PM
774	Rochester @ Toronto ..... 4:00 PM
775	Henderson @ Tucson..... 7:00 PM
776	Syracuse @ Utica ..... 7:00 PM



# 2022-23 AHL SCHEDULE

SUN., FEB. 19	
777	Colorado @ Calgary..... 6:00 PM
778	Hershey @ Charlotte..... 4:00 PM
779	Cleveland @ Chicago..... 3:00 PM
780	Rockford @ Iowa..... 3:00 PM
781	Hartford @ Lehigh Valley..... 5:05 PM
782	Grand Rapids @ Manitoba..... 6:00 PM
783	Texas @ Milwaukee..... 3:00 PM
784	Springfield @ Providence..... 3:05 PM
785	Syracuse @ Rochester..... 3:05 PM
786	Bakersfield @ San Diego..... 5:00 PM
787	Henderson @ Tucson..... 4:00 PM
788	Bridgeport @ W-B/Scranton..... 3:05 PM

MON., FEB. 20	
789	San Jose @ Abbotsford..... 2:00 PM
790	Laval @ Belleville..... 3:05 PM
791	Ontario @ Coachella Valley..... 3:00 PM
792	Grand Rapids @ Manitoba..... 2:00 PM
793	Utica @ Toronto..... 3:00 PM (at Scotiabank Arena)

TUE., FEB. 21	
794	San Diego @ Bakersfield..... 6:30 PM
795	Chicago @ Iowa..... 7:00 PM

WED., FEB. 22	
796	Henderson @ Calgary..... 7:00 PM
797	Utica @ Cleveland..... 7:00 PM
798	Coachella Valley @ Ontario..... 7:00 PM
799	Texas @ Rockford..... 7:00 PM
800	Hartford @ Springfield..... 7:05 PM
801	Lehigh Valley @ W-B/Scranton..... 7:05 PM

THU., FEB. 23	
802	Belleville @ Bridgeport..... 7:00 PM
803	Henderson @ Calgary..... 7:00 PM
804	Milwaukee @ Manitoba..... 7:00 PM

FRI., FEB. 24	
805	Utica @ Cleveland..... 7:00 PM
806	Abbotsford @ Colorado..... 7:05 PM
807	Chicago @ Grand Rapids..... 7:00 PM
808	Rockford @ Iowa..... 7:00 PM
809	San Jose @ Ontario..... 7:00 PM
810	Charlotte @ Providence..... 7:05 PM
811	Laval @ Rochester..... 7:05 PM
812	Coachella Valley @ San Diego..... 7:00 PM
813	W-B/Scranton @ Syracuse..... 7:00 PM
814	Bakersfield @ Texas..... 7:00 PM

SAT., FEB. 25	
815	Charlotte @ Bridgeport..... 7:00 PM
816	Tucson @ Chicago..... 7:00 PM
817	San Jose @ Coachella Valley..... 6:00 PM
818	Abbotsford @ Colorado..... 7:05 PM
819	Cleveland @ Grand Rapids..... 7:00 PM
820	Lehigh Valley @ Hershey..... 7:00 PM
821	Milwaukee @ Manitoba..... 2:00 PM
822	Iowa @ Rockford..... 7:00 PM
823	Rochester @ Springfield..... 7:05 PM
824	Hartford @ Syracuse..... 7:00 PM
825	Bakersfield @ Texas..... 7:00 PM
826	Laval @ Toronto..... 4:00 PM
827	Belleville @ W-B/Scranton..... 6:05 PM

SUN., FEB. 26	
828	Lehigh Valley @ Bridgeport..... 5:00 PM
829	Tucson @ Chicago..... 3:00 PM
830	Calgary @ Henderson..... 2:00 PM
831	Belleville @ Hershey..... 3:00 PM
832	San Diego @ Ontario..... 3:00 PM
833	Rochester @ Providence..... 3:05 PM
834	Charlotte @ Springfield..... 3:05 PM
835	Syracuse @ Toronto..... 4:00 PM

WED., MAR. 1	
836	Utica @ Belleville..... 7:05 PM
837	Calgary @ Coachella Valley..... 7:00 PM
838	Chicago @ Grand Rapids..... 7:00 PM
839	W-B/Scranton @ Hershey..... 7:00 PM
840	Rochester @ Laval..... 7:00 PM
841	Iowa @ Milwaukee..... 10:30 AM
842	Abbotsford @ Ontario..... 7:00 PM
843	Henderson @ San Diego..... 7:00 PM
844	Cleveland @ Syracuse..... 7:00 PM
845	Rockford @ Toronto..... 11:00 AM

THU., MAR. 2	
846	Providence @ Bridgeport..... 7:00 PM
847	Abbotsford @ Henderson..... 7:00 PM

FRI., MAR. 3	
848	Coachella Valley @ Bakersfield..... 7:00 PM
849	Rockford @ Belleville..... 7:05 PM
850	Calgary @ Colorado..... 7:05 PM
851	Iowa @ Grand Rapids..... 7:00 PM
852	Toronto @ Hershey..... 7:00 PM
853	Rochester @ Laval..... 7:00 PM
854	Chicago @ Manitoba..... 7:00 PM
855	Ontario @ San Jose..... 7:00 PM
856	Hartford @ Springfield..... 7:05 PM
857	Lehigh Valley @ Syracuse..... 7:00 PM
858	Milwaukee @ Texas..... 7:00 PM
859	San Diego @ Tucson..... 7:00 PM
860	Charlotte @ Utica..... 7:00 PM

SAT., MAR. 4	
861	Ontario @ Bakersfield..... 7:00 PM
862	Rochester @ Belleville..... 7:05 PM
863	Hartford @ Bridgeport..... 7:00 PM
864	W-B/Scranton @ Cleveland..... 1:00 PM
865	Calgary @ Colorado..... 7:05 PM
866	Iowa @ Grand Rapids..... 7:00 PM
867	Abbotsford @ Henderson..... 7:00 PM
868	Providence @ Hershey..... 7:00 PM
869	Rockford @ Laval..... 7:00 PM
870	Toronto @ Lehigh Valley..... 7:05 PM
871	Coachella Valley @ San Jose..... 6:00 PM
872	Charlotte @ Springfield..... 7:05 PM
873	Milwaukee @ Texas..... 7:00 PM
874	San Diego @ Tucson..... 7:00 PM

SUN., MAR. 5	
875	Springfield @ Bridgeport..... 3:00 PM
876	W-B/Scranton @ Cleveland..... 3:00 PM
877	Charlotte @ Hartford..... 3:00 PM
878	Providence @ Lehigh Valley..... 4:05 PM
879	Chicago @ Manitoba..... 2:00 PM
880	Syracuse @ Utica..... 3:00 PM

TUE., MAR. 7	
881	Manitoba @ Abbotsford..... 7:00 PM
882	Colorado @ Calgary..... 7:00 PM
883	Grand Rapids @ Cleveland..... 7:00 PM
890	Iowa @ Milwaukee..... 7:00 PM

WED., MAR. 8	
884	Manitoba @ Abbotsford..... 7:00 PM
885	Texas @ Bakersfield..... 6:30 PM
886	Colorado @ Calgary..... 7:00 PM
887	Bridgeport @ Charlotte..... 7:00 PM
888	Henderson @ Coachella Valley..... 7:00 PM
889	Belleville @ Laval..... 7:00 PM
891	San Jose @ Ontario..... 7:00 PM
892	Hartford @ Springfield..... 7:05 PM
893	Toronto @ W-B/Scranton..... 7:05 PM

FRI., MAR. 10	
894	San Jose @ Bakersfield..... 7:00 PM
895	Bridgeport @ Charlotte..... 7:00 PM
896	Rockford @ Grand Rapids..... 7:00 PM
897	Tucson @ Milwaukee..... 7:00 PM
898	Calgary @ Ontario..... 7:00 PM
899	Hartford @ Rochester..... 7:05 PM
900	Henderson @ San Diego..... 7:00 PM
901	Providence @ Springfield..... 7:05 PM
902	Laval @ Syracuse..... 7:00 PM
903	Belleville @ Utica..... 7:00 PM
904	Lehigh Valley @ W-B/Scranton..... 7:05 PM

SAT., MAR. 11	
905	Colorado @ Abbotsford..... 7:00 PM
906	San Jose @ Bakersfield..... 7:00 PM
907	Bridgeport @ Charlotte..... 6:00 PM
908	Rockford @ Chicago..... 7:00 PM
909	Texas @ Coachella Valley..... 6:00 PM
910	Cleveland @ Grand Rapids..... 7:00 PM
911	Manitoba @ Iowa..... 6:00 PM
912	Belleville @ Lehigh Valley..... 7:05 PM
913	Tucson @ Milwaukee..... 6:00 PM
914	Hershey @ Providence..... 7:05 PM
915	Henderson @ San Diego..... 7:00 PM
916	Laval @ Springfield..... 7:05 PM
917	Rochester @ Syracuse..... 7:00 PM
918	Hartford @ Toronto..... 5:00 PM
919	Utica @ W-B/Scranton..... 6:05 PM

SUN., MAR. 12	
920	Colorado @ Abbotsford..... 4:00 PM
921	Grand Rapids @ Chicago..... 3:00 PM
922	Texas @ Coachella Valley..... 3:00 PM
923	Manitoba @ Iowa..... 3:00 PM
924	Utica @ Lehigh Valley..... 4:05 PM
925	Calgary @ Ontario..... 3:00 PM
926	Hershey @ Providence..... 3:05 PM
927	Toronto @ Rochester..... 3:05 PM

WED., MAR. 15	
928	Texas @ Bakersfield..... 6:30 PM
929	Utica @ Belleville..... 7:05 PM
930	Iowa @ Coachella Valley..... 7:00 PM
931	Bridgeport @ Hartford..... 7:00 PM
932	Hershey @ Lehigh Valley..... 7:05 PM
933	Syracuse @ Providence..... 7:05 PM
934	Laval @ Rochester..... 7:05 PM
935	Manitoba @ Rockford..... 7:00 PM
936	Henderson @ San Jose..... 10:30 AM

THU., MAR. 16	
937	Grand Rapids @ Cleveland..... 7:00 PM



## 2022-23 AHL SCHEDULE

FRI., MAR. 17		
938	Ontario @ Abbotsford	7:00 PM
939	Henderson @ Bakersfield	7:00 PM
940	Syracuse @ Bridgeport	7:00 PM
941	Iowa @ Coachella Valley	7:00 PM
942	Springfield @ Hartford	7:00 PM
943	Utica @ Laval	7:00 PM
944	Hershey @ Lehigh Valley	7:05 PM
945	Chicago @ Milwaukee	7:00 PM
946	Colorado @ Rockford	7:00 PM
947	Texas @ San Jose	7:00 PM
948	Charlotte @ Toronto	1:30 PM (at Scotiabank Arena)
949	Calgary @ Tucson	7:00 PM
950	Rochester @ W-B/Scranton	7:05 PM

SAT., MAR. 18		
951	Ontario @ Abbotsford	7:00 PM
952	Hartford @ Bridgeport	7:00 PM
953	Manitoba @ Chicago	7:00 PM
954	Belleville @ Cleveland	7:00 PM
955	Bakersfield @ Henderson	7:00 PM
956	Rochester @ Hershey	7:00 PM
957	Utica @ Laval	3:00 PM
958	Grand Rapids @ Milwaukee	6:00 PM
959	Colorado @ Rockford	7:00 PM
960	Iowa @ San Diego	7:00 PM
961	Texas @ San Jose	6:00 PM
962	Providence @ Springfield	7:05 PM
963	W-B/Scranton @ Syracuse	7:00 PM
964	Charlotte @ Toronto	4:00 PM
965	Calgary @ Tucson	7:00 PM

SUN., MAR. 19		
966	Manitoba @ Chicago	3:00 PM
967	Belleville @ Cleveland	3:00 PM
968	San Diego @ Coachella Valley	3:00 PM
969	Milwaukee @ Grand Rapids	5:00 PM
970	W-B/Scranton @ Lehigh Valley	4:05 PM
971	Springfield @ Providence	3:05 PM

TUE., MAR. 21		
972	San Jose @ Colorado	7:05 PM
973	Iowa @ San Diego	7:00 PM
974	Coachella Valley @ Texas	7:00 PM
975	Ontario @ Tucson	6:30 PM

WED., MAR. 22		
976	Abbotsford @ Bakersfield	6:30 PM
977	San Jose @ Colorado	7:05 PM
978	Chicago @ Grand Rapids	7:00 PM
979	Bridgeport @ Laval	7:00 PM
980	Rockford @ Manitoba	7:00 PM
981	Coachella Valley @ Texas	7:00 PM
982	Milwaukee @ Toronto	7:00 PM
983	Ontario @ Tucson	6:30 PM

FRI., MAR. 24		
984	Bridgeport @ Belleville	7:05 PM
985	San Diego @ Calgary	7:00 PM
986	Toronto @ Cleveland	7:00 PM
987	Springfield @ Hartford	7:00 PM
988	Coachella Valley @ Henderson	7:00 PM
989	Grand Rapids @ Iowa	7:00 PM
990	Milwaukee @ Laval	7:00 PM
991	Rockford @ Manitoba	7:00 PM
992	Abbotsford @ Ontario	7:00 PM
993	Hershey @ Rochester	7:05 PM
994	Syracuse @ Utica	7:00 PM

SAT., MAR. 25		
995	Milwaukee @ Belleville	7:05 PM
996	Providence @ Charlotte	4:00 PM
997	Henderson @ Coachella Valley	6:00 PM
998	Tucson @ Colorado	7:05 PM
999	Springfield @ Hartford	6:00 PM
1000	Grand Rapids @ Iowa	12:00 PM
1001	Bakersfield @ San Jose	6:00 PM
1002	Hershey @ Syracuse	7:00 PM
1003	Chicago @ Texas	7:00 PM
1004	Cleveland @ Toronto	4:00 PM
1005	Rochester @ Utica	7:00 PM
1006	Lehigh Valley @ W-B/Scranton	6:05 PM

SUN., MAR. 26		
1007	San Diego @ Calgary	7:00 PM
1008	Providence @ Charlotte	1:00 PM
1009	Tucson @ Colorado	3:05 PM
1010	Lehigh Valley @ Hershey	5:00 PM
1011	Laval @ Manitoba	2:00 PM
1012	Abbotsford @ Ontario	3:00 PM
1013	Cleveland @ Rochester	3:05 PM
1014	Bakersfield @ San Jose	3:00 PM
1015	Utica @ Syracuse	5:00 PM
1016	Chicago @ Texas	5:00 PM
1017	Hartford @ W-B/Scranton	5:05 PM

TUE., MAR. 28		
1018	Laval @ Manitoba	7:00 PM

WED., MAR. 29		
1020	Henderson @ Calgary	7:00 PM
1021	Springfield @ Charlotte	7:00 PM
1022	Bakersfield @ Coachella Valley	7:00 PM
1023	Chicago @ Grand Rapids	7:00 PM
1024	Bridgeport @ Hartford	7:00 PM
1025	Colorado @ Ontario	7:00 PM
1026	Cleveland @ Rochester	7:05 PM
1027	Tucson @ San Diego	7:00 PM
1028	Hershey @ Toronto	11:00 AM
1029	Providence @ W-B/Scranton	7:05 PM

THU., MAR. 30		
1030	Abbotsford @ Manitoba	7:00 PM

FRI., MAR. 31		
1031	Tucson @ Bakersfield	7:00 PM
1032	Henderson @ Calgary	1:00 PM
1033	Springfield @ Charlotte	7:00 PM
1034	Milwaukee @ Grand Rapids	7:00 PM
1035	Providence @ Hartford	7:00 PM
1036	W-B/Scranton @ Lehigh Valley	7:05 PM
1037	Coachella Valley @ Ontario	7:00 PM
1038	Laval @ Rockford	7:00 PM
1039	Belleville @ Syracuse	7:00 PM
1040	San Jose @ Texas	7:00 PM
1041	Rochester @ Utica	7:00 PM

SAT., APR. 1		
1042	Tucson @ Bakersfield	7:00 PM
1043	Toronto @ Belleville	7:05 PM
1044	Springfield @ Charlotte	6:00 PM
1045	Rockford @ Chicago	7:00 PM
1046	Hershey @ Cleveland	6:00 PM
1047	Colorado @ Coachella Valley	6:00 PM
1048	San Diego @ Iowa	6:00 PM
1049	Hartford @ Lehigh Valley	7:05 PM
1050	Abbotsford @ Manitoba	2:00 PM
1051	Laval @ Milwaukee	6:00 PM
1052	Bridgeport @ Providence	7:05 PM
1053	Utica @ Rochester	5:05 PM
1054	San Jose @ Texas	7:00 PM
1055	Syracuse @ W-B/Scranton	6:05 PM

SUN., APR. 2		
1056	Lehigh Valley @ Bridgeport	3:00 PM
1057	Milwaukee @ Chicago	3:00 PM
1058	Hershey @ Cleveland	12:00 PM
1059	San Diego @ Iowa	3:00 PM
1060	Colorado @ Ontario	3:00 PM
1061	Grand Rapids @ Rockford	4:00 PM
1062	Belleville @ Toronto	4:00 PM
1063	Syracuse @ Utica	3:00 PM

TUE., APR. 4		
1064	Springfield @ Bridgeport	10:30 AM

WED., APR. 5		
1065	Colorado @ Bakersfield	6:30 PM
1066	Cleveland @ Belleville	7:05 PM
1067	Calgary @ Coachella Valley	7:00 PM
1068	Toronto @ Hartford	7:00 PM
1069	Tucson @ Henderson	7:00 PM
1070	Chicago @ Milwaukee	7:00 PM
1071	Hershey @ Providence	7:05 PM
1072	Syracuse @ Rochester	7:05 PM
1073	San Jose @ San Diego	7:00 PM
1074	Charlotte @ W-B/Scranton	7:05 PM

THU., APR. 6		
1075	Grand Rapids @ Manitoba	7:00 PM

FRI., APR. 7		
1076	Ontario @ Abbotsford	7:00 PM
1077	Bridgeport @ Hartford	7:00 PM
1078	Bakersfield @ Henderson	7:00 PM
1079	Chicago @ Iowa	7:00 PM
1080	Cleveland @ Laval	7:00 PM
1081	Charlotte @ Lehigh Valley	7:05 PM
1082	Grand Rapids @ Manitoba	6:00 PM
1083	Rockford @ Milwaukee	7:00 PM
1084	W-B/Scranton @ Providence	7:05 PM
1085	Calgary @ San Diego	7:00 PM
1086	Colorado @ San Jose	7:00 PM
1087	Hershey @ Springfield	7:05 PM
1088	Rochester @ Syracuse	7:00 PM
1089	Texas @ Tucson	7:00 PM
1090	Toronto @ Utica	7:00 PM



## 2022-23 AHL SCHEDULE

<b>SAT., APR. 8</b>	
1091	Ontario @ Abbotsford ..... 7:00 PM
1092	Cleveland @ Belleville.....7:05 PM
1093	W-B/Scranton @ Bridgeport..... 7:00 PM
1094	Iowa @ Chicago ..... 7:00 PM
1095	Bakersfield @ Coachella Valley ..... 6:00 PM
1096	Charlotte @ Hershey..... 7:00 PM
1097	Springfield @ Lehigh Valley .....7:05 PM
1098	Hartford @ Providence.....7:05 PM
1099	Milwaukee @ Rockford..... 7:00 PM
1100	Calgary @ San Diego ..... 7:00 PM
1101	Colorado @ San Jose..... 6:00 PM
1102	Laval @ Syracuse ..... 7:00 PM
1103	Texas @ Tucson ..... 7:00 PM
1104	Rochester @ Utica ..... 7:00 PM
<b>SUN., APR. 9</b>	
1105	Henderson @ Coachella Valley ..... 3:00 PM
<b>MON., APR. 10</b>	
1106	Grand Rapids @ Cleveland..... 7:00 PM
<b>TUE., APR. 11</b>	
1107	Charlotte @ Hershey ..... 7:00 PM
1108	Chicago @ Rockford ..... 7:00 PM
1109	Manitoba @ Texas..... 7:00 PM

<b>WED., APR. 12</b>	
1110	Calgary @ Abbotsford..... 7:00 PM
1111	Henderson @ Bakersfield ..... 6:30 PM
1112	Lehigh Valley @ Bridgeport..... 7:00 PM
1113	Ontario @ Coachella Valley ..... 7:00 PM
1114	Milwaukee @ Iowa..... 7:00 PM
1115	Toronto @ Laval ..... 7:00 PM
1116	Manitoba @ Texas..... 7:00 PM
1117	Syracuse @ Utica ..... 7:00 PM
<b>FRI., APR. 14</b>	
1118	Calgary @ Abbotsford ..... 7:00 PM
1119	Coachella Valley @ Bakersfield ..... 7:00 PM
1120	Hershey @ Bridgeport..... 7:00 PM
1121	San Diego @ Colorado.....7:05 PM
1122	Rockford @ Grand Rapids..... 7:00 PM
1123	W-B/Scranton @ Hartford ..... 7:00 PM
1124	Syracuse @ Laval ..... 7:00 PM
1125	Charlotte @ Lehigh Valley.....7:05 PM
1126	Chicago @ Milwaukee ..... 7:00 PM
1127	Henderson @ Ontario..... 7:00 PM
1128	Belleville @ Rochester .....7:05 PM
1129	Providence @ Springfield .....7:05 PM
1130	San Jose @ Tucson ..... 7:00 PM
1131	Cleveland @ Utica..... 7:00 PM

<b>SAT., APR. 15</b>	
1132	Calgary @ Abbotsford..... 7:00 PM
1133	Coachella Valley @ Bakersfield ..... 7:00 PM
1134	Grand Rapids @ Chicago..... 7:00 PM
1135	San Diego @ Colorado.....7:05 PM
1136	Ontario @ Henderson..... 7:00 PM
1137	Lehigh Valley @ Hershey..... 7:00 PM
1138	Bridgeport @ Providence.....7:05 PM
1139	Cleveland @ Rochester ..... 5:05 PM
1140	Manitoba @ Rockford ..... 7:00 PM
1141	Hartford @ Springfield .....7:05 PM
1142	Utica @ Syracuse ..... 7:00 PM
1143	Iowa @ Texas ..... 7:00 PM
1144	Belleville @ Toronto..... 4:00 PM
1145	San Jose @ Tucson ..... 7:00 PM
1146	Charlotte @ W-B/Scranton..... 6:05 PM
<b>SUN., APR. 16</b>	
1147	Manitoba @ Chicago ..... 3:00 PM
1148	Rochester @ Cleveland ..... 3:00 PM
1149	Rockford @ Milwaukee ..... 5:00 PM
1150	Springfield @ Providence ..... 3:05 PM
1151	Iowa @ Texas ..... 5:00 PM
1152	Belleville @ Toronto..... 4:00 PM

