



MEDIA GUIDE

GUÍA DE PRENSA





MLS CUP

ROAD TO 2020 MLS CUP

PLAY-IN ROUND

E#8 NEW ENGLAND REVOLUTION v E#9 MONTRÉAL IMPACT

Fri., Nov. 20 – Gillette Stadium, Foxborough, Mass. (6:30 p.m. ET; FS1 / FOX Deportes; TSN / TVA Sports)

NEW ENGLAND REVOLUTION **v** **MONTRÉAL IMPACT**

E#7 NASHVILLE SC v E#10 INTER MIAMI CF

Fri., Nov. 20 – Nissan Stadium, Nashville, Tenn. (8 p.m. CT; ESPN2 / ESPN Deportes; TSN / TVA Sports)

NASHVILLE SC **v** **INTER MIAMI CF**

ROUND ONE

E#4 ORLANDO CITY SC v E#7 NEW YORK CITY FC

Sat., Nov. 21 – Exploria Stadium, Orlando, Fla. (12 noon ET; UniMás / TUDN, TSN, TVA Sports, MLSsoccer.com, MLS App)

ORLANDO CITY SC **v** **NEW YORK CITY FC**

E#3 COLUMBUS CREW SC v E#6 NEW YORK RED BULLS

Sat., Nov. 21 – Mapfre Stadium, Columbus, Ohio (3 p.m. ET; UniMás / TUDN, TSN, TVA Sports, MLSsoccer.com, MLS App)

COLUMBUS CREW SC **v** **NEW YORK RED BULLS**

W#1 SPORTING KANSAS CITY v W#8 SAN JOSE EARTHQUAKES

Sun., Nov. 22 – Children’s Mercy Park, Kansas City, Kan. (3 p.m. CT; FS1 / FOX Deportes, TSN, TVA Sports)

SPORTING KANSAS CITY **v** **SAN JOSE EARTHQUAKES**

W#4 MINNESOTA UNITED FC v W#5 COLORADO RAPIDS

Sun., Nov. 22 – Allianz Field, St. Paul, Minn. (6:30 p.m. CT; ESPN / ESPN Deportes; TSN / TVA Sports)

MINNESOTA UNITED FC **v** **COLORADO RAPIDS**

W#3 PORTLAND TIMBERS v W#6 FC DALLAS

Sun., Nov. 22 – Providence Park, Portland, Ore. (7 p.m. PT; ESPN / ESPN Deportes; TSN / TVA Sports)

PORTLAND TIMBERS **v** **FC DALLAS**

E#2 TORONTO FC v higher advancing seed (play-in)

Tues., Nov. 24 – Rentschler Field, Hartford, Conn. (6 p.m. ET; FS1 / FOX Deportes, TSN, TVA Sports)

TORONTO FC **v**

E#1 PHILADELPHIA UNION v lower advancing seed (play-in)

Tues., Nov. 24 – Subaru Park, Chester, Pa. (8 p.m. ET; ESPN / ESPN Deportes; TSN / TVA Sports)

PHILADELPHIA UNION **v**

W#2 SEATTLE SOUNDERS FC v W#7 LOS ANGELES FOOTBALL CLUB

Tues., Nov. 24 – CenturyLink Field, Seattle, Wash. (7:30 p.m. PT; ESPN / ESPN Deportes; TSN / TVA Sports)

SEATTLE SOUNDERS FC **v** **LOS ANGELES FOOTBALL CLUB**

EASTERN CONFERENCE SEMIFINALS

winner E v winner E – at higher seed

Sun., Nov. 29 – (3 p.m. ET; ABC / ESPN Deportes, TSN, TVA Sports)

 v

winner E v winner E – at higher seed

Sun., Nov. 29 – (8 p.m. ET; ESPN / ESPN Deportes; TSN, TVA Sports)

 v

WESTERN CONFERENCE SEMIFINALS

winner W v winner W – at higher seed

Tues., Dec. 1 – (9 / 10 p.m. ET; FS1 / FOX Deportes; TSN, TVA Sports)

 v

winner W v winner W – at higher seed

Wed., Dec. 2 – (9 / 10 p.m. ET; FS1 / FOX Deportes; TSN, TVA Sports)

 v

EASTERN CONFERENCE FINAL

Sun., Dec. 6 (3 p.m. ET; ABC / ESPN Deportes; TSN, TVA Sports) – *at higher seed*

 v

WESTERN CONFERENCE FINAL


Sun., Dec. 6 (6:30 p.m. ET; FS1 / FOX Deportes; TSN, TVA Sports) – *at higher seed*

 v

MLS CUP 2020

Sat., Dec. 12 (8 p.m. ET; FOX, UniMás / TUDN, TSN, TVA Sports) – *hosted by finalist with best regular season record*

 v



Audi

2020 CUP PLAYOFFS

TABLE OF CONTENTS

• AUDI 2020 MLS CUP PLAYOFFS SCHEDULE	IFC
• AUDI 2020 MLS CUP PLAYOFFS FORMAT	2
• MLS CUP PLAYOFFS HISTORY	6
• 2020 MLS SEASON NOTES	19
• TEAM-BY-TEAM GUIDES	
COLORADO RAPIDS	34
COLUMBUS CREW SC	44
FC DALLAS	56
SPORTING KANSAS CITY	68
LOS ANGELES FOOTBALL CLUB	80
INTER MIAMI CF	92
MINNESOTA UNITED FC	102
MONTRÉAL IMPACT	114
NASHVILLE SC	126
NEW ENGLAND REVOLUTION	136
NEW YORK CITY FC	148
NEW YORK RED BULLS	160
ORLANDO CITY SC	172
PHILADELPHIA UNION	182
PORTLAND TIMBERS	194
SAN JOSE EARTHQUAKES	206
SEATTLE SOUNDERS FC	218
TORONTO FC	230
• MLS CUP PLAYOFFS ALL-TIME STATISTICS	242
• 2020 REGULAR SEASON STATISTICS	256
• MLS is BACK TOURNAMENT RECAP	288
• ALL-TIME MLS LEADERS	295
• 2020 NON-PLAYOFF TEAMS STATISTICS	302

MLS STATISTICS KEY

FIELD PLAYER LEGEND

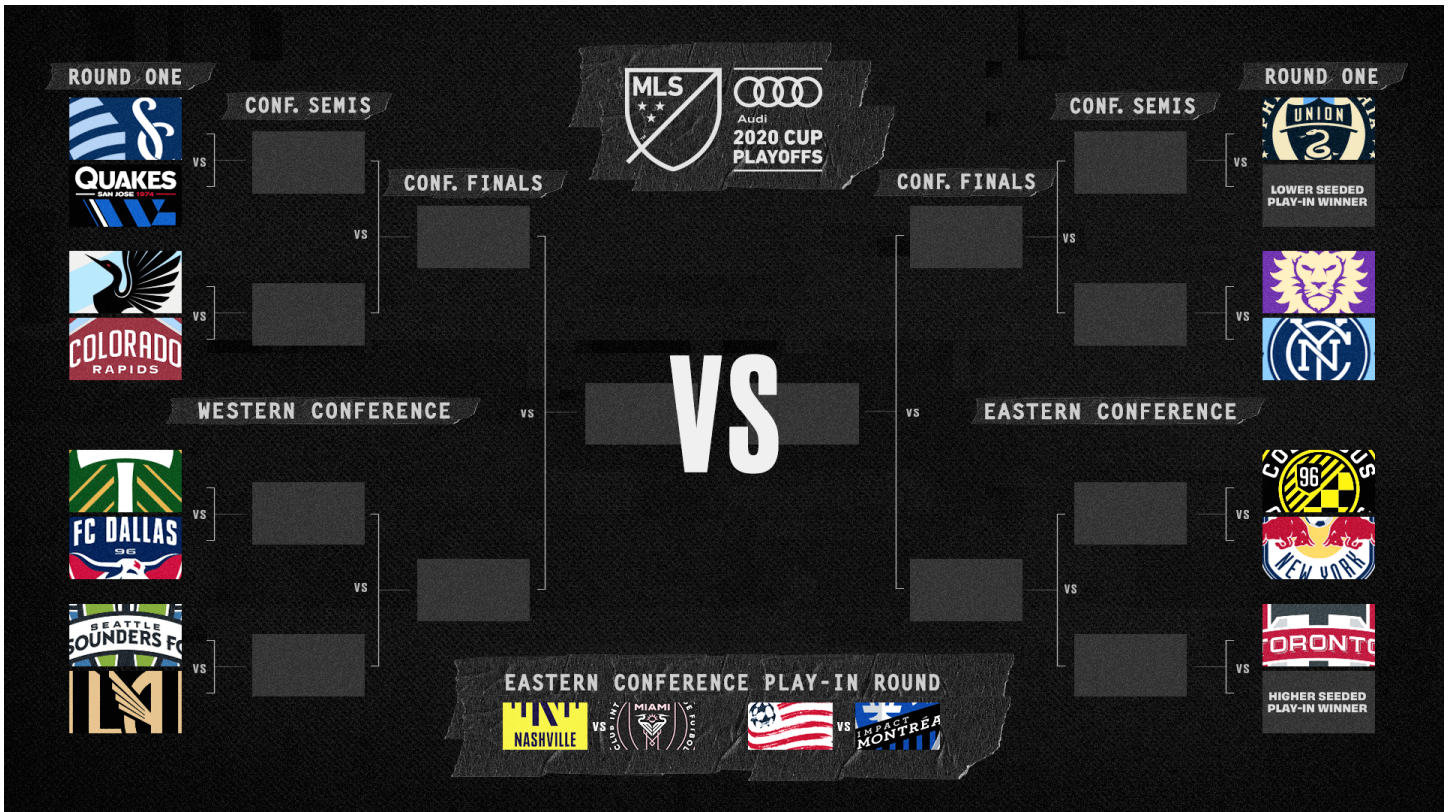
GP = Games Played; GS = Games Started; MIN = Minutes Played; G = Goals; A = Assists; SHT = Total Shots; SOG = Shots On Goal; FC = Fouls Committed; FS = Fouls Suffered; OFF = Times Offside; CK = Corner Kicks; C = Cautions; E = Ejections; * = indicates individual played for other team(s); FW = Forward; MF = Midfielder; DF = Defender; GK = Goalkeeper; SKG = Penalty Kick Shootout Goals; SKA = Penalty Kick Shootout Attempts;

GOALKEEPER STATISTICS LEGEND

SHTS = Shots Faced; SVS = Saves; GA = Goals Allowed; GAA = Goals Against Average (goals allowed per 90 minutes); PG = Penalty Kick Goals Allowed; PA = Penalty Kick Attempts Faced; SKG = Penalty Kick Shootout Goals; SKA = Penalty Kick Shootout Attempts; W = Goalkeeper Wins; L = Goalkeeper Losses; T = Goalkeeper Ties; SO = Shutouts; OT Record = Record in Overtime Games



2020 AUDI MLS CUP PLAYOFFS FORMAT



The Audi MLS Cup Playoffs will again consist of single-elimination matches hosted by the higher-seeded team and follow a straight bracket format through MLS Cup on Dec.12.

In an expansion of the postseason for 2020, 18 clubs will compete in the Audi 2020 MLS Cup Playoffs. Eight teams from the 12-team Western Conference will qualify directly to Round 1. The top six seeds from the 14-team Eastern Conference will qualify directly to Round 1. Eastern Conference seeds 7-10 will each compete in a play-in match (No. 7 vs. No. 10, and No. 8 vs. No. 9) to determine the two additional Eastern Conference teams that will qualify for the Audi 2020 MLS Cup Playoffs Round 1.

The lower-seeded advancing team will face the Eastern Conference No. 1 seed in Round 1, while the higher-seeded advancing team will face the Eastern Conference No. 2 seed.

2020 MLS CUP PLAYOFFS COMPETITION GUIDELINES

I. PLAYOFF QUALIFICATION PROCESS & FORMAT

1.1 PLAYOFF FORMAT

The MLS Cup Playoffs will consist of seventeen (17) single-elimination matches, including MLS Cup. The top eight (8) Clubs from the Western Conference will qualify directly to Round One. The top six (6) Clubs from the Eastern Conference will qualify directly to Round One. An additional four (4) Clubs from the Eastern Conference (i.e., seeds 7-10) will qualify for the Play-In Round.

- 1.1.1. Play-In Round** – The Play-In Round will consist of Eastern Conference seeds 7-10 only. The lower seeded Club advancing from the Play-In Round will face the Eastern Conference No. 1 seed in Round One, while the higher-seeded Club advancing from the Play-In Round will face the Eastern Conference No. 2 seed.
- 1.1.2. Round One** – Round One will consist of eight (8) single elimination matches. Seeds one (1) through eight (8) (1-8) in the Western Conference compete in Round One with the higher seed hosting the lower seed: No. 1 seed hosts No. 8 seed, No. 2 seed hosts No. 7 seed, No. 3 seed hosts No. 6 seed and No. 4 seed hosts No. 5 seed. In the Eastern Conference, seeds one (1) through six (6) plus the two (2) Play-In Round winners in the Eastern Conference will compete in Round One. The lower-seeded Club advancing from the Play-In Round matches will be hosted by the Eastern Conference No. 1 seed, while the higher-seeded Club advancing from the Play-In Round will be hosted by the Eastern Conference No. 2 seed. Further, the No. 3 seed hosts No. 6 seed and No. 4 seed hosts No. 5 seed. If the match is tied through ninety (90) minutes of regulation, two (2) 15-minute extra time periods will be played in their entirety. Should the score remain tied after the extra time periods, both Clubs will take five (5) kicks from the penalty mark (and continue into sudden death kicks from the penalty mark, if necessary) until a winner has been determined. Please note that there is no longer an away goals tiebreaker. The eight (8) winners, four (4) from each conference, advance to the Conference Semifinals.
- 1.1.3. Conference Semifinals** – The Conference Semifinals will consist of four (4) single elimination matches, two (2) games in each conference, hosted by the higher seeded Clubs. If the match is tied through ninety (90) minutes of regulation, two (2) 15-minute extra time periods will be played in their entirety. Should the score remain tied after the extra time periods, both Clubs will take five (5) kicks from the penalty mark (and continue into sudden death kicks from the penalty mark, if necessary) until a winner has been determined. Please note that there is no longer an away goals tiebreaker. The winner from each Conference Semifinal match advances to the Conference Finals.
- 1.1.4. Conference Finals** – The Conference Finals will consist of two (2) single-elimination matches, one (1) in each conference. The higher seeded Club in each conference will host the lower seeded Club. If the match is tied through ninety (90) minutes of regulation, two (2) 15-minute extra time periods will be played in their entirety. Should the score remain tied after the extra time periods, both Clubs will take five (5) kicks from the penalty mark (and continue into sudden death kicks from the penalty mark, if necessary) until a winner has been determined. Please note that there is no longer an away goals tiebreaker. The winner from each Conference Final match advances to the 2020 MLS Cup.
- 1.1.5. MLS Cup** – MLS Cup will be a single championship match hosted by the finalist with the most MLS Regular Season points. If the two (2) finalists have the same number of MLS Regular Season points or points per game, the Tiebreaker procedures for postseason qualification (Section I.B. of the 2019 Competition Manual) will be applied to determine the host Club. If the score is tied at the conclusion of the match, two (2) 15-minute extra time periods will be played in their entirety, followed by five (5) kicks from the penalty mark (and continue into sudden death kicks from the penalty mark, if necessary) until a winner has been determined.

2020 MLS CUP PLAYOFFS COMPETITION GUIDELINES

1.2 PLAYOFF MATCH PROCEDURES

1.2.1 Player Substitutions. One (1) additional substitute (a “6th substitute”) will be available to Clubs during the two (2) fifteen minute (15:00) extra time periods. To clarify, a 6th substitution is only permitted if a match goes to extra time. The 6th substitute becomes available to both Clubs in extra time regardless of the number of substitutions made by the Club during regulation (ninety (90) minutes). Additionally, an additional substitution “event” will be available to both Clubs in the extra time period, not including any substitutions made between the end of regulation and the start of the first extra time period or at half-time between the extra time periods.

1.2.2 Video Review. Video Review will be implemented at all MLS Playoff matches and MLS Cup. Clubs will refer to the most recent VAR Manual and IFAB VAR Protocol for more information.

2020 MLS CUP PLAYOFFS COMPETITION GUIDELINES

II. PLAYOFF DISCIPLINARY GUIDELINES

2.1. DISCIPLINARY GUIDELINES

- Yellow card accumulation thresholds for all players are reset entering the Playoffs. A player who reaches a yellow card accumulation threshold in their last MLS Regular Season match (e.g. Fifth, Eighth, etc.) **IS ELIGIBLE** for the Playoffs and **IS ELIGIBLE** for the first Regular Season match of the following season.
- A player who receives a straight red card or second yellow card (thus a red card) in his last MLS Regular Season match **IS SUSPENDED** for the next match for which he would otherwise be eligible including a Playoff match(es) or the first Regular Season match of the following season.
- A player sanctioned by the Disciplinary Committee during the Regular Season and/or Playoffs will have any corresponding suspension applied to the next match(es) for which he is eligible including a Playoff match(es) or the next Regular Season match(es).

2.2. YELLOW CARD ACCUMULATION DURING MLS PLAYOFFS

- Once the Playoffs begin and up until MLS Cup (when playoff yellow card accumulation will again reset), a player receiving a yellow card in two (2) consecutive matches will be suspended for their next match unless their next match is MLS Cup at which point the player's yellow card total resets.. For clarification, a player who earns his second consecutive yellow card in the Conference Championship **IS ELIGIBLE** to play in MLS Cup.
- If a player's Club does not advance a round in the Playoffs after receiving a second consecutive yellow card, the suspension **WILL NOT** carry over to the next MLS Regular Season.
- A player who is issued two (2) yellow cards in the same match **IS SUSPENDED** for the next match for which he is eligible including MLS Cup or his next Regular Season match.

2.3. RED CARDS AND YELLOW CARD ACCUMULATION DURING MLS PLAYOFFS

- A player who earns a straight red card in the same match in which he previously earned his second consecutive yellow card **WILL BE SUSPENDED** for his next two (2) Playoff match unless the second of the two (2) matches is MLS Cup in which case the player's total yellow card accumulation resets.
 - Example: A player earns a yellow card in his Round One match. He then earns a yellow card (his second consecutively) in the Conference Semifinal and a straight red card (different from earning a second yellow card) in the same match. The player **IS SUSPENDED** for the Conference Final (for his red card) but **IS ELIGIBLE** to play in MLS Cup (in which yellow cards reset).

2.3.1. Red Card Suspensions. A player who earns a red card in any Playoff match, whether a straight red card or two (2) yellow cards, **IS SUSPENDED** for his next match (if this occurs in MLS Cup, then the suspension carries over to the first Regular Season match of the following season).

2.3.2. Disciplinary Committee. Under Video Review, the Disciplinary Committee will only act on red card incidents which warrant a two (2) or more game suspension. A player sanctioned by the Disciplinary Committee will have any corresponding suspension applied to the next match(es) for which he is eligible including any Playoff match(es), MLS Cup or the following MLS Regular Season. In instances in which a player receives a yellow card in a match and the Disciplinary Committee acts to suspend the player for the offense, the yellow card will not count toward the player's cumulative yellow card total. When Video Review is non-operational, or the VAR Protocol is misapplied, supplemental discipline can be applied per the 2020 Competition Manual. All incidents reviewed by the Disciplinary Committee in the playoffs will be evaluated in the same manner and through the same process as has been done during the Regular Season.



MLS CUP PLAYOFFS: HOW THEY GOT HERE

1996

Who Qualified: The top four teams from both the Eastern and Western Conferences were seeded to start the conference semifinals, with the 1 seeds playing the number 4's and the No. 2's vs. No. 3's.

Format: Both the Conference Semifinals (first round) and Conference Finals (second round) were designed on a **Best-of-Three** format with the first game hosted by the lower-seeded team and the final two games (Game Three if necessary) at the home of the higher seeded team. The first team to *win two games* in regulation or via the shootout advanced to the next playoff round (since the shootout was in place from 1996-1999 no games ended in ties).

1997 - 1999

Who Qualified: As in 1996, the top four teams in each conference advanced to the MLS Cup Playoffs.

Format: As in 1996, a **Best-of-Three** format was utilized in the Conference Semifinals and Conference Finals (no games ended in ties due to the shootout). However, a change to the format allowed the higher seeded teams to host Game One and Game Three, unlike in 1996 when the higher seed played Games Two and Three (if necessary) at home.

2000 - 2002

Who Qualified: With the introduction of a new three-division alignment in 2000, a single playoff table was established to determine postseason berths and seeds.

Although a two-conference alignment was re-introduced in 2002 following the contraction of Miami and Tampa Bay, the system based on the single playoff table remained. The single playoff table ensured that only the League's eight best teams during the regular season qualified for postseason play, eliminating situations like what occurred in 1999, when the San Jose Clash failed to qualify for the playoffs despite finishing with more points (37) than the No. 3 and No. 4 seeds in the Eastern Conference.

The three division winners (2000-01) or two conference champions (2002) were given automatic top seeds entering the postseason. The rest of the field was seeded according to final regular season point totals regardless of conference affiliation.

Format: During the first round, the seeding placed seed No. 1 vs. No. 8, No. 2 vs. No. 7, No. 3 vs. No. 6 and No. 4 vs. No. 5 in the MLS Cup Playoff Quarterfinals. In the semifinal round, the winner of the 1 vs. 8 series advanced to face the winner of the 4 vs. 5 series, while the victors of the 3 vs. 6 and 2 vs. 7 series played for the right to compete in MLS Cup.

The team that advanced was based on a "first-to-five-points" format with a win earning three points and a tie one point (ties were first introduced in MLS in the 2000 regular season in conjunction with the elimination of the shootout). The first team to compile five points or more in three games advanced to the following round. If the series was tied in points after a Game Three, a 20-minute golden-goal Series Tiebreaker was played, followed by penalty kicks if necessary. As was the case from 1997-1999, the higher seed hosted Game One and Game Three in each series.

2003-2006

Who Qualified: As was the case between 1996 and 1999, the top four teams in each conference advance to the Conference Semifinals.

Format: Conference Semifinal series are conducted under a home-and-home, aggregate-goal format. The aggregate goal format follows the lead of various international competitions, including Europe's UEFA Champions League and South America's Copa Libertadores. In the case that teams are tied on aggregate goals following the conclusion of Game 2 of the Conference Semifinal series, a 30-minute extra time period is played followed by penalty kicks if necessary. The two teams left standing in each conference after the Conference Semifinals will meet in the single-game Conference Championship to be hosted by the higher seed. The winners of each Conference Championship advance to MLS Cup.

2007-10

Who Qualified: In 2007, 2009 and 2010, the top two teams in each conference qualified and were seeded 1 & 2 in their respective four-team playoff conference brackets. The four MLS teams with the next most points, regardless of conference, received "wild card" berths. The four wildcard teams were seeded according to conference first. If more than four teams qualified from one conference, those finishing lower than fourth in their conference shifted over to the other conference bracket. A team switching conference brackets was seeded below all other teams in its new conference playoff bracket. For 2008, the top three teams in each conference qualified, with the next four teams with the most points, regardless of conference, receiving "wildcard" berths.

Format: Same as from 2003-2006.

2011

Who Qualified: Beginning in 2011, 10 teams qualified for the playoffs. The top three finishers in each conference, based on regular season points, were given automatic berths. The next best four clubs based on regular season points, irrespective of conference, received wild cards.

Format: The four wild cards played single elimination games against each other, with higher seeds hosting (1 vs. 4; 2 vs. 3). These play-in games are part of the MLS Cup Playoffs. After the two play-in games, the lowest remaining seed faced the Supporters' Shield winner in the Conference Semifinals; the other faced the No. 1 seed in the opposite conference from the Supporters' Shield winner. The No. 2 and No. 3 placed teams in each conference met in the semifinals, with the higher seed holding homefield advantage for the second leg. The winners of the Conference Semifinal Series met in a one-game Conference Championship, hosted by the highest seeds, with the winners advancing to MLS Cup.

2012-14

Who Qualified: Ten teams qualified for the playoffs. The top five in points from each conference at the end of the regular season, qualified for the MLS Cup Playoffs.

Format:

The fourth and fifth place teams in each conference played a single knockout game, the winner of which advanced to the Conference Semifinals and faced the first place team in the conference. The four Conference Semifinals were two-game aggregate series, with the lower seed hosting the first leg and the higher seed hosting the second leg. The two Conference Championships were two-game aggregate series, with the lower seed hosting the first leg and the higher seed hosting the second leg. MLS Cup was a single championship match hosted by the higher seed.

2015-18

Who Qualified: Twelve teams qualified for the playoffs. The top six in points from each conference at the end of the regular season, qualified for the MLS Cup Playoffs.

Format:

The third seed played the sixth seed, and the fourth seed played the fifth seed, in each conference in a single knockout game. The lower-seeded winners of the Knockout Round advanced to the Conference Semifinals and faced the first-place team in each conference; the higher-seeded winners of the Knockout Round advanced to the Conference Semifinals and faced the second-place team in the conference. The four Conference Semifinals were two-game aggregate series, with the lower seed hosting the first leg and the higher seed hosting the second leg. The two Conference Championships were two-game aggregate series, with the lower seed hosting the first leg and the higher seed hosting the second leg. MLS Cup was a single championship match hosted by the higher seed.

2019-20

Format:

A straight single-elimination knockout bracket was introduced. In 2019, 14 teams qualified, with the field expanded to 18 for 2020.



1996

EASTERN CONFERENCE SEMIFINALS

D.C. United vs. MetroStars
 Sept. 24 D.C. United at MetroStars 2-2 (6-5 SO) 14,416
 Sept. 27 MetroStars at D.C. United 0-1 21,442
 Oct. 2 MetroStars at D.C. United 1-2 20,423
(D.C. United win series 2 games to 1)

Tampa Bay Mutiny vs. Columbus Crew
 Sept. 25 Tampa Bay at Columbus 2-0 20,807
 Sept. 28 Columbus at Tampa Bay 2-1 13,009
 Oct. 2 Columbus at Tampa Bay 1-4 6,871
(Tampa Bay Mutiny win series 2 games to 1)

WESTERN CONFERENCE SEMIFINALS

Dallas Burn vs. Kansas City Wiz
 Sept. 26 Dallas at Kansas City 2-3 4,466
 Sept. 29 Kansas City at Dallas 1-2 10,125
 Oct. 2 Kansas City at Dallas 2-2 (3-2 SO) 9,802
(Kansas City Wiz win series 2 games to 1)

Los Angeles Galaxy vs. San Jose Clash
 Sept. 26 Los Angeles at San Jose 0-1 17,209
 Sept. 29 San Jose at Los Angeles 0-2 27,833
 Oct. 2 San Jose at Los Angeles 0-2 30,231
(Los Angeles Galaxy win series 2 games to 1)

EASTERN CONFERENCE FINALS

Tampa Bay Mutiny vs. D.C. United
 Oct. 10 Tampa Bay at D.C. United 1-4 23,566
 Oct. 12 D.C. United at Tampa Bay 2-1 9,339
(D.C. United win series 2 games to 0)

WESTERN CONFERENCE FINALS

Kansas City Wiz vs. Los Angeles Galaxy
 Oct. 10 Kansas City at Los Angeles 1-2 25,212
 Oct. 13 Los Angeles at Kansas City 1-1 (3-1 SO) 11,041
(Los Angeles Galaxy win series 2 games to 0)

MLS CUP 1996

Foxboro Stadium, Foxborough, Mass.
 Oct. 20 D.C. United – Los Angeles 3-2 (OT) 34,643

1997

EASTERN CONFERENCE SEMIFINALS

Columbus Crew vs. Tampa Bay Mutiny
 Oct. 5 Columbus at Tampa Bay 2-1 8,272
 Oct. 8 Tampa Bay at Columbus 2-0 13,102
(Columbus Crew win series 2 games to 0)

New England Revolution vs. D.C. United
 Oct. 5 New England at D.C. United 1-4 12,540
 Oct. 8 D.C. United at New England 1-1 (4-3 SO) 16,233
(D.C. United win series 2 games to 0)

WESTERN CONFERENCE SEMIFINALS

Colorado Rapids vs. Kansas City Wizards
 Oct. 4 Colorado at Kansas City 3-0 10,174
 Oct. 8 Kansas City at Colorado 2-3 13,117
(Colorado Rapids win series 2 games to 0)

Los Angeles Galaxy vs. Dallas Burn
 Oct. 5 Dallas at Los Angeles 0-0 (2-0 SO) 18,921
 Oct. 8 Los Angeles at Dallas 0-3 11,248
(Dallas Burn win series 2 games to 0)

EASTERN CONFERENCE FINALS

D.C. United vs. Columbus Crew
 Oct. 12 Columbus at D.C. United 2-3 11,820
 Oct. 15 D.C. United at Columbus 1-0 9,506
(D.C. United win series 2 games to 0)

WESTERN CONFERENCE FINALS

Colorado Rapids vs. Dallas Burn
 Oct. 12 Colorado at Dallas 1-0 7,376
 Oct. 15 Dallas at Colorado 1-2 18,452
(Colorado Rapids win series 2 games to 0)

MLS CUP 1997

RFK Memorial Stadium, Washington, D.C.
 Oct. 26 D.C. United – Colorado 2-1 57,431



1998

EASTERN CONFERENCE SEMIFINALS

Columbus Crew vs. MetroStars			
Sept. 30	MetroStars at Columbus	3-5	10,996
Oct. 3	Columbus at MetroStars	1-1 (3-2 SO)	11,686
<i>(Columbus Crew win series 2 games to 0)</i>			

D.C. United vs. Miami Fusion			
Sept. 30	Miami at D.C. United	1-2	15,187
Oct. 4	D.C. United at Miami	0-0 (3-2 SO)	13,128
<i>(D.C. United win series 2 games to 0)</i>			

WESTERN CONFERENCE SEMIFINALS

Colorado Rapids vs. Chicago Fire			
Oct. 1	Colorado at Chicago	1-1 (2-3 SO)	12,610
Oct. 4	Chicago at Colorado	1-0	6,582
<i>(Chicago Fire win series 2 games to 0)</i>			

Los Angeles Galaxy vs. Dallas Burn			
Oct. 1	Dallas at Los Angeles	1-6	10,047
Oct. 4	Los Angeles at Dallas	3-2	8,130
<i>(Los Angeles Galaxy win series 2 games to 0)</i>			

EASTERN CONFERENCE FINALS

D.C. United vs. Columbus Crew			
Oct. 11	Columbus at D.C. United	0-2	17,755
Oct. 18	D.C. United at Columbus	2-4	13,193
Oct. 21	Columbus at D.C. United	0-3	21,453
<i>(D.C. United win series 2 games to 1)</i>			

WESTERN CONFERENCE FINALS

Chicago Fire vs. Los Angeles Galaxy			
Oct. 10	Chicago at Los Angeles	1-0	25,107
Oct. 16	Los Angeles at Chicago	1-1 (1-2 SO)	32,744
<i>(Chicago Fire win series 2 games to 0)</i>			

MLS CUP 1998

Rose Bowl, Pasadena, Calif.			
Oct. 25	Chicago – D.C. United	2-0	51,530

1999

EASTERN CONFERENCE SEMIFINALS

D.C. United vs. Miami Fusion			
Oct. 16	Miami at D.C. United	0-2	18,011
Oct. 24	D.C. United at Miami	0-0 (3-2 SO)	8,446
<i>(D.C. United win series 2 games to 0)</i>			

Tampa Bay Mutiny at Columbus Crew			
Sept. 17	Tampa Bay at Columbus	0-2	9,188
Sept. 22	Columbus at Tampa Bay	2-0	14,392
<i>(Columbus win series 2 games to 0)</i>			

WESTERN CONFERENCE SEMIFINALS

Colorado Rapids vs. Los Angeles Galaxy			
Oct. 17	Colorado at Los Angeles	0-3	16,307
Oct. 24	Los Angeles at Colorado	2-0	6,542
<i>(Los Angeles win series 2 games to 1)</i>			

Chicago Fire vs. Dallas Burn			
Oct. 16	Chicago at Dallas	1-2	10,980
Oct. 23	Dallas at Chicago	0-4	13,197
Oct. 27	Chicago at Dallas	2-3	9,795
<i>(Dallas win series 2 games to 1)</i>			

EASTERN CONFERENCE FINALS

D.C. United vs. Columbus Crew			
Oct. 31	Columbus at D.C. United	1-2	14,529
Nov. 7	D.C. United at Columbus	1-5	12,778
Nov. 13	Columbus at D.C. United	0-4	21,451
<i>(D.C. United win series 2 games to 1)</i>			

WESTERN CONFERENCE FINALS

Dallas Burn vs. Los Angeles Galaxy			
Sept. 31	Dallas at Los Angeles	1-2	17,372
Nov. 7	Los Angeles at Dallas	2-2 (3-4 SO)	13,816
Nov. 11	Dallas at Los Angeles	1-3	25,703
<i>(Los Angeles win series 2 games to 1)</i>			

MLS CUP 1999

Foxboro Stadium, Foxborough, Mass.			
Nov. 21	D.C. United – Los Angeles	2-0	44,910



2000

MLS CUP PLAYOFF QUARTERFINALS

Los Angeles Galaxy vs. Tampa Bay Mutiny
 Sept. 14 Los Angeles at Tampa Bay 1-0 5,583
 Sept. 20 Tampa Bay at Los Angeles 2-5 13,851
(Los Angeles Galaxy win series 6 points to 0)

MetroStars vs. Dallas Burn
 Sept. 15 Dallas at MetroStars 1-2 (OT) 14,868
 Sept. 20 MetroStars at Dallas 2-1 7,555
(MetroStars win series 6 points to 0)

New England Revolution vs. Chicago Fire
 Sept. 15 New England at Chicago 1-2 10,476
 Sept. 19 Chicago at New England 1-2 10,723
 Sept. 22 New England at Chicago 0-6 5,972
(Chicago Fire win series 6 points to 3)

Colorado Rapids vs. Kansas City Wizards
 Sept. 16 Colorado at Kansas City 0-1 8,682
 Sept. 20 Kansas City at Colorado 0-0 (OT) 8,789
 Sept. 24 Colorado at Kansas City 2-3 4,156
(Kansas City Wizards win series 7 points to 1)

MLS CUP PLAYOFF SEMIFINALS

Los Angeles Galaxy vs. Kansas City Wizards
 Sept. 29 Los Angeles at Kansas City 0-0 (OT) 11,815
 Oct. 3 Kansas City at Los Angeles 1-2 (OT) 20,849
 Oct. 6 Los Angeles at Kansas City 0-1 (0-1*) 8,320
(Kansas City Wizards win series 5 points to 4 after overtime tie-breaker)*

* After regulation, both teams were tied in the series at four points each and a 20-minute overtime period which KC won 1-0)

MetroStars vs. Chicago Fire
 Sept. 26 MetroStars at Chicago 0-3 7,141
 Sept. 30 Chicago at MetroStars 0-2 15,476
 Oct. 6 MetroStars at Chicago 2-3 10,133
(Chicago Fire win series 6 points to 3)

MLS CUP 2000
 RFK Memorial Stadium, Washington, D.C.
 Oct. 15 Kansas City – Chicago 1-0 39,159

2001

MLS CUP PLAYOFF QUARTERFINALS

Miami Fusion (No. 1) vs. Kansas City Wizards (No. 8)
 Sept. 22 Kansas City at Miami 0-2 6,281
 Sept. 26 Miami at Kansas City 0-3 5,803
 Sept. 29 Kansas City at Miami 1-2 8,119
(Miami Fusion win series 6 points to 3)

Chicago Fire (No. 2) vs. Dallas Burn (No. 7)
 Sept. 20 Dallas at Chicago 0-2 8,314
 Sept. 23 Chicago at Dallas 1-1 (OT) 17,149
 Sept. 29 Dallas at Chicago 0-2 12,811
(Chicago Fire win series 7 points to 1)

Los Angeles Galaxy (No. 3) vs. MetroStars (No. 6)
 Sept. 23 MetroStars at Los Angeles 1-1 (OT) 11,580
 Sept. 26 Los Angeles at MetroStars 1-4 12,817
 Sept. 29 MetroStars at Los Angeles 2-3 6,154
(Series tied 4-4 on points; Los Angeles Galaxy win series tiebreaker after Game Three)

Columbus Crew (No. 4) vs. San Jose Earthquakes (No. 5)
 Sept. 22 San Jose at Columbus 3-1 20,883
 Sept. 26 Columbus at San Jose 0-3 10,419
(San Jose Earthquakes win series 6 points to 0)

MLS CUP PLAYOFF SEMIFINALS

Miami Fusion (No. 1) vs. San Jose Earthquakes (No. 5)
 Oct. 10 San Jose at Miami 0-1 9,236
 Oct. 14 Miami at San Jose 0-4 16,119
 Oct. 17 San Jose at Miami 1-0 (OT) 11,242
(San Jose Earthquakes win series 6 points to 3)

Chicago Fire (No. 2) vs. Los Angeles Galaxy (No. 3)
 Oct. 10 Los Angeles at Chicago 1-1 (OT) 10,388
 Oct. 13 Chicago at Los Angeles 0-1 (OT) 10,100
 Oct. 17 Los Angeles at Chicago 2-1 (OT) 8,320
(Los Angeles Galaxy win series 7 points to 1)

MLS CUP 2001
 Columbus Crew Stadium, Columbus, Ohio
 Oct. 21 San Jose – Los Angeles 2-1 (OT) 21,626



2002

MLS CUP PLAYOFF QUARTERFINALS

Los Angeles Galaxy (1) vs. Kansas City Wizards (8)
 Sept. 25 Kansas City at Los Angeles 2-3 14,585
 Sept. 28 Los Angeles at Kansas City 1-4 9,484
 Oct. 2 Kansas City at Los Angeles 2-5 14,713
(Los Angeles Galaxy win series 6 points to 3)

New England Revolution (2) vs. Chicago Fire (7)
 Sept. 26 Chicago at New England 0-2 6,306
 Sept. 29 New England at Chicago 1-2 9,434
 Oct. 2 Chicago at New England 0-2 6,954
(New England Revolution win series 6 points to 3)

San Jose Earthquakes (3) vs. Columbus Crew (6)
 Sept. 25 Columbus at San Jose 2-1 8,069
 Sept. 28 San Jose at Columbus 1-2 13,004
(Columbus Crew win series 6 points to 0)

Dallas Burn (4) vs. Colorado Rapids (5)
 Sept. 25 Colorado at Dallas 2-4 6,360
 Sept. 28 Dallas at Colorado 0-1 9,637
 Oct. 2 Colorado at Dallas 1-1 8,008
(Series tied 4-4 on points; Colorado Rapids win series tiebreaker after Game Three)

MLS CUP PLAYOFF SEMIFINALS

Los Angeles Galaxy (1) vs. Colorado Rapids (5)
 Oct. 5 Colorado at Los Angeles 0-4 24,742
 Oct. 9 Los Angeles at Colorado 1-0 12,367
(Los Angeles Galaxy win series 6 points to 0)

New England Revolution (2) vs. Columbus Crew (6)
 Oct. 6 Columbus at New England 0-0 11,387
 Oct. 9 New England at Columbus 1-0 10,245
 Oct. 12 Columbus at New England 2-2 9,216
(New England Revolution win series 5 points to 2)

MLS CUP 2002

Gillette Stadium, Foxborough, Mass.
 Oct. 20 Los Angeles – New England 1-0 (OT) 61,216

2003

EASTERN CONFERENCE SEMIFINALS

Chicago Fire (1E) vs. D.C. United (4E)
 Nov. 1 D.C. United – Chicago 0-2 15,202
 Nov. 9 Chicago – D.C. United 2-0 15,312
(Chicago Fire win on aggregate 4-0)

New England Revolution (2E) vs. MetroStars (3E)
 Nov. 1 MetroStars – New England 0-2 10,211
 Nov. 9 New England – MetroStars 1-1 14,823
(New England Revolution win on aggregate 3-1)

WESTERN CONFERENCE SEMIFINALS

San Jose Earthquakes (1W) vs. Los Angeles Galaxy (4W)
 Nov. 1 Los Angeles – San Jose 2-0 20,201
 Nov. 9 San Jose – Los Angeles 5-2 (OT) 14,145
(San Jose Earthquakes win on aggregate 5-4)

Kansas City Wizards (2W) vs. Colorado Rapids (3W)
 Nov. 4 Colorado – Kansas City 1-1 15,202
 Nov. 8 Kansas City – Colorado 2-0 10,712
(Kansas City Wizards win on aggregate 3-1)

EASTERN CONFERENCE CHAMPIONSHIP

Nov. 14 Chicago – New England 1-0 (OT) 14,610

WESTERN CONFERENCE CHAMPIONSHIP

Nov. 15 San Jose – Kansas City 3-2 (OT) 16,108

MLS CUP 2003

The Home Depot Center, Carson, Calif.
 Nov. 23 San Jose – Chicago 4-2 27,000



2004

EASTERN CONFERENCE SEMIFINALS

Columbus Crew (1E) vs. New England Revolution (4E)
 Oct. 23 New England – Columbus 1-0 5,679
 Oct. 31 Columbus – New England 1-1 15,224
(New England Revolution win on aggregate 2-1)

D.C. United (2E) vs. MetroStars (3E)
 Oct. 23 MetroStars – D.C. United 0-2 11,161
 Oct. 30 D.C. United – MetroStars 2-0 15,763
(D.C. United win on aggregate 4-0)

WESTERN CONFERENCE SEMIFINALS

Kansas City Wizards (1W) vs San Jose Earthquakes (4W)
 Oct. 24 San Jose – Kansas City 2-0 8,659
 Oct. 30 Kansas City – San Jose 3-0 10,022
(Kansas City Wizards win on aggregate 3-2)

Los Angeles Galaxy (2W) vs. Colorado Rapids (3W)
 Oct. 22 Colorado – Los Angeles 1-0 8,028
 Oct. 30 Los Angeles – Colorado 2-0 20,026
(Los Angeles Galaxy win on aggregate 2-1)

EASTERN CONFERENCE CHAMPIONSHIP

Nov. 6 D.C. United – New England 3-3 (OT) 21,101
(D.C. United win 4-3 on penalty kicks)

WESTERN CONFERENCE CHAMPIONSHIP

Nov. 5 Kansas City – Los Angeles 2-0 11,931

MLS CUP 2004

The Home Depot Center, Carson, Calif.
 Nov. 14 D.C. United – Kansas City 3-2 25,797

2005

EASTERN CONFERENCE SEMIFINALS

New England Revolution (1E) vs. MetroStars (4E)
 Oct. 22 MetroStars – New England 1-0 10,003
 Oct. 29 New England – MetroStars 3-1 9,581
(New England Revolution win on aggregate 3-2)

D.C. United (2E) vs. Chicago Fire (3E)
 Oct. 21 Chicago – D.C. United 0-0 11,463
 Oct. 30 D.C. United – Chicago 0-4 20,089
(Chicago Fire win on aggregate 4-0)

WESTERN CONFERENCE SEMIFINALS

San Jose Earthquakes (1W) vs. Los Angeles Galaxy (4W)
 Oct. 23 Los Angeles – San Jose 3-1 17,466
 Oct. 29 San Jose – Los Angeles 1-1 17,824
(Los Angeles Galaxy win on aggregate 4-2)

FC Dallas (2W) vs. Colorado Rapids (3W)
 Oct. 22 Colorado – Dallas 0-0 9,625
 Oct. 29 Dallas – Colorado 2-2 10,104
(aggregate 2-2; Colorado Rapids win on penalty kicks 5-4)

EASTERN CONFERENCE CHAMPIONSHIP

Nov. 6 New England – Chicago 1-0 18,118

WESTERN CONFERENCE CHAMPIONSHIP

Nov. 5 Colorado – Los Angeles 0-2 12,789

MLS CUP 2005

Pizza Hut Park, Frisco, Texas
 Nov. 13 Los Angeles – New England 1-0 (OT) 21,193



2006

EASTERN CONFERENCE SEMIFINALS

D.C. United (1E) vs. New York Red Bulls (4E)
 Oct. 21 New York – D.C. United 0-1 8,630
 Oct. 29 D.C. United – New York 1-1 21,455
(D.C. United win on aggregate 2-1)

New England Revolution (2E) vs. Chicago Fire (3E)
 Oct. 22 Chicago – New England 1-0 10,217
 Oct. 28 New England – Chicago 2-1 (OT) 9,372
(aggregate 2-2; New England Revolution win on penalty kicks 4-2)

WESTERN CONFERENCE SEMIFINALS

FC Dallas (1W) vs. Colorado Rapids (4W)
 Oct. 21 Colorado – Dallas 1-2 4,176
 Oct. 28 Dallas – Colorado 2-3 (OT) 15,486
(aggregate 4-4; Colorado Rapids win on penalty kicks 5-4)

Houston Dynamo (2W) vs. Chivas USA (3W)
 Oct. 22 Chivas USA – Houston 2-1 15,110
 Oct. 29 Houston – Chivas USA 2-0 17,440
(Houston Dynamo win on aggregate 3-2)

EASTERN CONFERENCE CHAMPIONSHIP

Nov. 5 D.C. United – New England 0-1 19,552

WESTERN CONFERENCE CHAMPIONSHIP

Nov. 5 Houston – Colorado 3-1 23,107

MLS CUP 2006

Pizza Hut Park, Frisco, Texas
 Nov. 12 Houston – New England 1-1 (OT) 22,427
(Houston Dynamo win on penalty kicks 4-3)

2007

EASTERN CONFERENCE SEMIFINALS

D.C. United (1E) vs. Chicago Fire (4E)
 Oct. 25 Chicago – D.C. United 1-0 17,834
 Nov. 1 D.C. United – Chicago 2-2 19,438
(Chicago Fire win on aggregate 3-2)

New England Revolution (2E) vs. New York Red Bulls (3E)
 Oct. 27 New York – New England 0-0 14,165
 Nov. 3 New England – New York 1-0 10,116
(New England Revolution win on aggregate 1-0)

WESTERN CONFERENCE SEMIFINALS

Chivas USA (1W) vs. Kansas City Wizards (5E)
 Oct. 27 Kansas City – Chivas USA 1-0 12,442
 Nov. 3 Chivas USA – Kansas City 0-0 19,711
(Kansas City Wizards win on aggregate 1-0)

Houston Dynamo (2W) vs. FC Dallas (3W)
 Oct. 27 Dallas – Houston 1-0 12,537
 Nov. 2 Houston – Dallas 4-1 (OT) 30,088
(Houston Dynamo win on aggregate 4-2)

EASTERN CONFERENCE CHAMPIONSHIP

Nov. 8 New England – Chicago 1-0 10,317

WESTERN CONFERENCE CHAMPIONSHIP

Nov. 10 Houston – Kansas City 2-0 30,972

MLS CUP 2007

RFK Memorial Stadium, Washington, D.C.
 Nov. 18 Houston – New England 2-1 39,859



2008

EASTERN CONFERENCE SEMIFINALS

Columbus Crew (1E) vs. Kansas City Wizards (4E)
 Nov. 1 Kansas City – Columbus 1-1 10,385
 Nov. 8 Columbus – Kansas City 2-0 11,153
(Columbus Crew win on aggregate 3-1)

Chicago Fire (2E) vs. New England Revolution (3E)
 Oct. 30 New England – Chicago 0-0 5,221
 Nov. 6 Chicago – New England 3-0 17,312
(Chicago Fire win on aggregate 3-0)

WESTERN CONFERENCE SEMIFINALS

Houston Dynamo (1W) vs. New York Red Bulls (4W)
 Nov. 1 New York – Houston 1-1 11,578
 Nov. 9 Houston – New York 0-3 30,053
(New York Red Bulls win on aggregate 4-1)

Chivas USA (2W) vs. Real Salt Lake (3W)
 Nov. 1 Real Salt Lake – Chivas USA 1-0 14,791
 Nov. 8 Chivas USA – Real Salt Lake 2-2 19,265
(Real Salt Lake win on aggregate 3-2)

EASTERN CONFERENCE CHAMPIONSHIP

Nov. 13 Columbus – Chicago 2-1 14,688

WESTERN CONFERENCE CHAMPIONSHIP

Nov. 15 Real Salt Lake – New York 0-1 20,008

MLS CUP 2008

The Home Depot Center, Carson, Calif.
 Nov. 23 Columbus – New York 3-1 27,000

2009

EASTERN CONFERENCE SEMIFINALS

Columbus Crew (1E) vs. Real Salt Lake (4E)
 Oct. 31 Real Salt Lake – Columbus 1-0 11,499
 Nov. 5 Columbus – Real Salt Lake 2-3 10,109
(Real Salt Lake win on aggregate 4-2)

Chicago Fire (2E) vs. New England Revolution (3E)
 Nov. 1 New England – Chicago 2-1 7,416
 Nov. 7 Chicago – New England 2-0 21,528
(Chicago Fire win on aggregate 3-2)

WESTERN CONFERENCE SEMIFINALS

Los Angeles Galaxy (1W) vs. Chivas USA (4W)
 Nov. 1 Chivas USA – Los Angeles 2-2 25,128
 Nov. 8 Los Angeles – Chivas USA 1-0 27,000
(Los Angeles Galaxy win on aggregate 3-2)

Houston Dynamo (2W) vs. Seattle Sounders FC (3W)
 Oct. 29 Seattle – Houston 0-0 35,807
 Nov. 8 Houston – Seattle 1-0 (OT) 27,465
(Houston Dynamo win on aggregate 1-0)

EASTERN CONFERENCE CHAMPIONSHIP

Nov. 14 Chicago – Real Salt Lake 0-0 (OT) 21,723
(Real Salt Lake win 5-4 on penalty kicks)

WESTERN CONFERENCE CHAMPIONSHIP

Nov. 13 Los Angeles – Houston 2-0 (OT) 25,373

MLS CUP 2009

Qwest Field, Seattle, Wash.
 Nov. 22 Real Salt Lake – LA Galaxy 1-1 (OT) 46,011
(Real Salt Lake win 5-4 on penalty kicks)



2010

EASTERN CONFERENCE SEMIFINALS

New York Red Bulls (1E) vs. San Jose Earthquakes (4E)
 Oct. 30 San Jose – New York 0-1 10,525
 Nov. 4 New York – San Jose 1-3 22,839
(San Jose Earthquakes win on aggregate 3-2)

Columbus Crew (2E) vs. Colorado Rapids (3E)
 Oct. 28 Colorado – Columbus 1-0 11,872
 Nov. 6 Columbus – Colorado 2-1 10,322
(aggregate 2-2; Rapids win 5-4 on penalty kicks)

WESTERN CONFERENCE SEMIFINALS

Los Angeles Galaxy (1W) vs. Seattle Sounders FC (4W)
 Oct. 31 Seattle – Los Angeles 0-1 35,521
 Nov. 7 Los Angeles – Seattle 2-1 27,000
(Los Angeles Galaxy win on aggregate 3-1)

Real Salt Lake (2W) vs. FC Dallas (3W)
 Oct. 30 Dallas – Real Salt Lake 2-1 11,003
 Nov. 6 Real Salt Lake – Dallas 1-1 19,324
(FC Dallas win on aggregate 3-2)

EASTERN CONFERENCE CHAMPIONSHIP

Nov. 13 Colorado – San Jose 1-0 17,779

WESTERN CONFERENCE CHAMPIONSHIP

Nov. 14 Los Angeles – Dallas 0-3 27,000

MLS CUP 2010

BMO Field – Toronto, Ont., Canada
 Nov. 21 Colorado – FC Dallas 2-1 (OT) 21,700

2011

WILD-CARD MATCHES

FC Dallas (WC1) vs. New York Red Bulls (WC4)
 Oct. 26 Dallas – New York 0-2 10,017

Colorado Rapids (WC2) vs. Columbus Crew (WC3)
 Oct. 27 Colorado – Columbus 1-0 7,803

EASTERN CONFERENCE SEMIFINALS

Sporting Kansas City (1E) vs. Colorado Rapids
 Oct. 30 Colorado – Kansas City 0-2 8,601
 Nov. 2 Kansas City – Colorado 2-0 18,565
(Sporting Kansas City win on aggregate 4-0)

Houston Dynamo (2E) vs. Philadelphia Union (3E)
 Oct. 30 Philadelphia – Houston 1-2 18,539
 Nov. 6 Houston – Philadelphia 1-0 24,479
(Houston Dynamo win on aggregate 3-1)

WESTERN CONFERENCE SEMIFINALS

LA Galaxy (1W) vs. New York Red Bulls
 Oct. 30 New York – LA 0-1 22,663
 Nov. 3 LA – New York 2-1 20,000
(LA Galaxy win on aggregate 3-1)

Seattle Sounders FC (2W) vs. Real Salt Lake (3W)
 Oct. 30 Real Salt Lake – Seattle 3-0 17,067
 Nov. 2 Seattle – Real Salt Lake 2-0 36,021
(Real Salt Lake win on aggregate 3-2)

EASTERN CONFERENCE CHAMPIONSHIP

Nov. 6 Kansas City – Houston 0-2 20,839

WESTERN CONFERENCE CHAMPIONSHIP

Nov. 6 LA – Real Salt Lake 3-1 23,437

MLS CUP 2011

The Home Depot Center – Carson, Calif.
 Nov. 20 LA Galaxy – Houston 1-0 30,281



2012

KNOCKOUT ROUND

Chicago Fire (4E) vs. Houston Dynamo (5E)
 Oct. 31 Chicago – Houston 1-2 10,923

LA Galaxy (4W) vs. Vancouver Whitecaps FC (5W)
 Nov. 1 LA – Vancouver 2-1 14,703

EASTERN CONFERENCE SEMIFINALS

Sporting Kansas City (1E) vs. Houston Dynamo
 Nov. 4 Houston – Kansas City 2-0 20,689
 Nov. 7 Kansas City – Houston 1-0 20,894
(Houston Dynamo win on aggregate 2-1)

D.C. United (2E) vs. New York Red Bulls (3E)
 Nov. 3 D.C. United – New York 1-1 17,556
 Nov. 8 New York – D.C. United 0-1 14,035
(D.C. United win on aggregate 2-1)

WESTERN CONFERENCE SEMIFINALS

San Jose Earthquakes (1W) vs. LA Galaxy
 Nov. 4 LA – San Jose 0-1 27,000
 Nov. 7 San Jose – LA 1-3 10,744
(LA Galaxy win on aggregate 3-2)

Real Salt Lake (2W) vs. Seattle Sounders FC (3W)
 Nov. 2 Seattle – Real Salt Lake 0-0 34,941
 Oct. 8 Real Salt Lake – Seattle 0-1 19,657
(Seattle Sounders FC win on aggregate 1-0)

EASTERN CONFERENCE CHAMPIONSHIP

D.C. United vs. Houston Dynamo
 Nov. 11 Houston – D.C. United 3-1 22,101
 Nov. 18 D.C. United – Houston 1-1 20,015
(Houston Dynamo win on aggregate 4-2)

WESTERN CONFERENCE CHAMPIONSHIP

Seattle Sounders FC vs. LA Galaxy
 Nov. 11 LA – Seattle 3-0 27,000
 Nov. 18 Seattle – LA 2-1 44,575
(LA Galaxy win on aggregate 4-2)

MLS CUP 2012

The Home Depot Center – Carson, Calif.
 Dec. 1 LA Galaxy – Houston 3-1 30,510

2013

KNOCKOUT ROUND

Houston Dynamo (4E) vs. Montréal Impact (5E)
 Oct. 31 Houston – Montréal 3-0 10,476

Seattle Sounders FC (4W) vs. Colorado Rapids (5W)
 Oct. 30 Seattle – Colorado 2-0 32,204

EASTERN CONFERENCE SEMIFINALS

New York Red Bulls (1E) vs. Houston Dynamo
 Nov. 3 Houston – New York 2-2 20,626
 Nov. 6 New York – Houston 1-2 (OT) 22,264
(Houston Dynamo win on aggregate 4-3)

Sporting Kansas City (2E) vs. New England Revolution (3E)
 Nov. 2 New England – Kansas City 2-1 15,164
 Nov. 8 Kansas City – New England 3-1 (OT) 19,031
(Sporting Kansas City win on aggregate 4-3)

WESTERN CONFERENCE SEMIFINALS

Portland Timbers (1W) vs. Seattle Sounders FC
 Nov. 10 Seattle – Portland 1-2 38,507
 Nov. 24 Portland – Seattle 3-2 20,674
(Portland Timbers win on aggregate 5-3)

Real Salt Lake (2W) vs. LA Galaxy (3W)
 Nov. 3 LA – Real Salt Lake 1-0 27,000
 Nov. 7 Real Salt Lake – LA 2-0 (OT) 19,042
(Real Salt Lake win on aggregate 2-1)

EASTERN CONFERENCE CHAMPIONSHIP

Sporting Kansas City vs. Houston Dynamo
 Nov. 9 Houston – Kansas City 0-0 22,107
 Nov. 23 Kansas City – Houston 2-1 21,650
(Sporting Kansas City win on aggregate 2-1)

WESTERN CONFERENCE CHAMPIONSHIP

Portland Timbers vs. Real Salt Lake
 Nov. 10 Real Salt Lake – Portland 4-2 17,333
 Nov. 24 Portland – Real Salt Lake 0-1 20,674
(Real Salt Lake win on aggregate 5-2)

MLS CUP 2013

Sporting Park – Kansas City, Kan.
 Dec. 7 Kansas City – Real Salt Lake 1-1 (OT) 21,650
(Sporting Kansas City win 7-6 on penalty kicks)



2014

KNOCKOUT ROUND

New York Red Bulls (4E) vs. Sporting Kansas City (5E)
 Oct. 30 New York – Kansas City 2-1 15,518

FC Dallas (4W) vs. Vancouver Whitecaps FC (5W)
 Oct. 29 Dallas – Vancouver 2-1 10,279

EASTERN CONFERENCE SEMIFINALS

D.C. United (1E) vs. New York Red Bulls
 Nov. 2 New York – D.C. United 2-0 18,054
 Nov. 8 D.C. United – New York 2-1 20,187
(New York Red Bulls win on aggregate 3-2)

New England Revolution (2E) vs. Columbus Crew (3E)
 Nov. 1 Columbus – New England 2-4 9,074
 Nov. 9 New England – Columbus 3-1 20,184
(New England Revolution win on aggregate 7-3)

WESTERN CONFERENCE SEMIFINALS

Seattle Sounders FC (1W) vs. FC Dallas
 Nov. 2 Dallas – Seattle 1-1 16,112
 Nov. 10 Seattle – Dallas 0-0 38,912
(aggregate 1-1; Seattle Sounders FC win on away goals)

LA Galaxy (2W) vs. Real Salt Lake (3W)
 Nov. 1 Real Salt Lake – LA 0-0 20,173
 Nov. 9 LA – Real Salt Lake 5-0 27,000
(LA Galaxy win on aggregate 5-0)

EASTERN CONFERENCE CHAMPIONSHIP

New England Revolution vs. New York Red Bulls
 Nov. 23 New York – New England 1-2 25,000
 Nov. 29 New England – New York 2-2 32,698
(New England Revolution win on aggregate 4-3)

WESTERN CONFERENCE CHAMPIONSHIP

Seattle Sounders FC vs. LA Galaxy
 Nov. 23 LA – Seattle 1-0 27,000
 Nov. 30 Seattle – LA 2-1 46,758
(aggregate 2-2; LA Galaxy win on away goals)

MLS CUP 2014

StubHub Center – Carson, Calif.
 Dec. 7 LA Galaxy – New England 2-1 (OT) 27,000

2015

KNOCKOUT ROUND

D.C. United (4E) vs. New England Revolution (5E)
 Oct. 28 D.C. United – New England 2-1 11,554

Montréal Impact (3E) vs. Toronto FC (6E)
 Oct. 29 Montréal – Toronto 3-0 18,069

Seattle Sounders FC (4W) vs. LA Galaxy (5W)
 Oct. 28 Seattle - LA 3-2 39,537

Portland Timbers (3W) vs. Sporting Kansas City (6W)
 Oct. 29 Portland – Kansas City 2-2 OT 21,144
(Portland Timbers win 7-6 on penalty kicks)

EASTERN CONFERENCE SEMIFINALS

New York Red Bulls (1E) vs. D.C. United
 Nov. 1 D.C. United – Red Bulls 0-1 19,525
 Nov. 8 Red Bulls – D.C. United 1-0 25,219
(New York Red Bulls win on aggregate 2-0)

Columbus Crew SC (2E) vs. Montréal Impact
 Nov. 1 Montréal – Columbus 2-1 17,655
 Nov. 8 Columbus – Montréal 3-1 (OT) 19,026
(Columbus Crew SC win on aggregate 4-3)

WESTERN CONFERENCE SEMIFINALS

FC Dallas (1W) vs. Seattle Sounders FC
 Nov. 1 Seattle – Dallas 2-1 39,599
 Nov. 8 Dallas – Seattle 2-1 (OT) 17,287
(aggregate 3-3; FC Dallas win on penalty kicks 4-2)

Vancouver Whitecaps FC (2W) vs. Portland Timbers (3W)
 Nov. 1 Portland – Vancouver 0-0 21,144
 Nov. 8 Vancouver – Portland 0-2 27,837
(Portland Timbers win on aggregate 2-0)

EASTERN CONFERENCE CHAMPIONSHIP

Columbus Crew SC vs. New York Red Bulls
 Nov. 22 Columbus – Red Bulls 2-0 21,617
 Nov. 29 Red Bulls – Columbus 1-0 25,219
(Columbus Crew SC win on aggregate 2-1)

WESTERN CONFERENCE CHAMPIONSHIP

FC Dallas vs. Portland Timbers
 Nov. 22 Portland – Dallas 3-1 21,144
 Nov. 29 Dallas – Portland 2-2 20,966
(Portland Timbers win on aggregate 5-3)

MLS CUP 2015

Mapfre Stadium – Columbus, Ohio
 Dec. 6 Columbus – Portland 1-2 21,747



2016

KNOCKOUT ROUND

Toronto FC (3E) vs. Philadelphia Union (6E)
 Oct. 26 Toronto – Philadelphia 3-1 21,759

D.C. United (4E) vs. Montréal Impact (5E)
 Oct. 27 D.C. United – Montréal 2-4 12,773

LA Galaxy (3W) vs. Real Salt Lake (6W)
 Oct. 26 LA – Real Salt Lake 3-1 18,124

Seattle Sounders FC (4W) vs. Sporting Kansas City (5W)
 Oct. 27 Seattle – Kansas City 1-0 36,151

EASTERN CONFERENCE SEMIFINALS

New York Red Bulls (1E) vs. Montréal Impact
 Oct. 30 Montréal – Red Bulls 1-0 15,027
 Nov. 6 Red Bulls – Montréal 1-2 24,314
(Montréal Impact win on aggregate 3-1)

New York City FC (2E) vs. Toronto FC
 Oct. 30 Toronto – New York City 2-0 28,220
 Nov. 6 New York City – Toronto 0-5 28,355
(Toronto FC win on aggregate 7-0)

WESTERN CONFERENCE SEMIFINALS

FC Dallas (1W) vs. Seattle Sounders FC
 Nov. 1 Seattle – Dallas 3-0 37,073
 Nov. 8 Dallas – Seattle 2-1 14,878
(Seattle Sounders FC win on aggregate 4-2)

Colorado Rapids (2W) vs. LA Galaxy
 Nov. 1 LA – Colorado 1-0 24,487
 Nov. 8 Colorado – LA 1-0 (OT) 17,782
(aggregate 1-1; Colorado Rapids win on penalty kicks 3-1)

EASTERN CONFERENCE CHAMPIONSHIP

Toronto FC vs. Montréal Impact
 Nov. 22 Montréal – Toronto 3-2 61,004
 Nov. 30 Toronto – Montréal 5-2 (OT) 35,604
(Toronto FC win on aggregate 7-5)

WESTERN CONFERENCE CHAMPIONSHIP

Colorado Rapids vs. Seattle Sounders FC
 Nov. 22 Seattle – Colorado 2-1 42,774
 Nov. 27 Colorado – Seattle 0-1 17,695
(Seattle Sounders FC win on aggregate 3-1)

MLS CUP 2016

Dec. 10 Toronto – Seattle 0-0 (OT) 36,045
(Seattle Sounders FC win 5-4 on penalty kicks)

2017

KNOCKOUT ROUND

Chicago Fire (3E) vs. New York Red Bulls (6E)
 Oct. 25 Chicago – Red Bulls 0-4 11,647

Atlanta United (4E) vs. Columbus Crew SC (5E)
 Oct. 26 Atlanta – Columbus 0-0 OT 67,221
(Columbus Crew SC win 3-1 on penalty kicks)

Vancouver Whitecaps (3W) vs. San Jose Earthquakes (6W)
 Oct. 25 Vancouver – San Jose 5-0 21,083

Houston Dynamo (4W) vs. Sporting Kansas City (5W)
 Oct. 26 Houston – Sporting KC 1-0 14,126

EASTERN CONFERENCE SEMIFINALS

Toronto FC (1E) vs. New York Red Bulls
 Oct. 30 Red Bulls – Toronto 1-2 18,107
 Nov. 6 Toronto – Red Bulls 0-1 29,974
(aggregate 2-2; Toronto FC win on away goals)

New York City FC (2E) vs. Columbus Crew SC
 Oct. 31 Columbus – New York City 4-1 14,416
 Nov. 5 New York City – Columbus 2-0 23,246
(Columbus Crew SC win on aggregate 4-3)

WESTERN CONFERENCE SEMIFINALS

Portland Timbers (1W) vs. Houston Dynamo
 Oct. 30 Houston – Portland 0-0 15,169
 Nov. 5 Portland – Houston 1-2 21,144
(Houston Dynamo win on aggregate 2-1)

Seattle Sounders FC (2W) vs. Vancouver Whitecaps FC
 Oct. 29 Vancouver – Seattle 0-0 27,837
 Nov. 2 Seattle – Vancouver 2-0 39,587
(Seattle Sounders FC win on aggregate 2-0)

EASTERN CONFERENCE CHAMPIONSHIP

Toronto FC vs. Columbus Crew SC
 Nov. 21 Columbus – Toronto 0-0 21,289
 Nov. 29 Toronto – Columbus 1-0 30,392
(Toronto FC win on aggregate 1-0)

WESTERN CONFERENCE CHAMPIONSHIP

Seattle Sounders FC vs. Houston Dynamo
 Nov. 21 Houston – Seattle 0-2 22,661
 Nov. 30 Seattle – Houston 3-0 45,298
(Seattle Sounders FC win on aggregate 5-0)

2017 MLS CUP

BMO Field – Toronto, Ont., Canada
 Dec. 9 Toronto – Seattle 2-0 30,584



2018

KNOCKOUT ROUND

New York City FC (3E) vs. Philadelphia Union (6E)
 Oct. 31 New York City FC – Philadelphia 3-1 15,153

D.C. United (4E) vs. Columbus Crew SC (5E)
 Nov. 1 D.C. United – Columbus 2-2 OT 20,600
(Columbus Crew SC win on penalty kicks 3-2)

Los Angeles Football Club (3W) vs. Real Salt Lake (6W)
 Nov. 1 Los Angeles FC – Real Salt Lake 2-3 22,000

FC Dallas (4W) vs. Portland Timbers (5W)
 Oct. 31 Dallas – Portland 1-2 10,297

EASTERN CONFERENCE SEMIFINALS

New York Red Bulls (1E) vs. Columbus Crew SC
 Nov. 4 Columbus – Red Bulls 1-0 12,892
 Nov. 11 Red Bulls – Columbus 3-0 22,789
(New York Red Bulls win on aggregate 3-1)

Atlanta United (2E) vs. New York City FC
 Oct. 31 New York City – Atlanta 0-1 19,198
 Nov. 5 Atlanta – New York City 3-1 70,526
(Atlanta United win on aggregate 4-1)

WESTERN CONFERENCE SEMIFINALS

Sporting Kansas City (1W) vs. Real Salt Lake
 Nov. 4 Real Salt Lake – Kansas City 1-1 14,045
 Nov. 11 Kansas City – Real Salt Lake 4-2 19,918
(Sporting Kansas City win on aggregate 5-3)

Seattle Sounders FC (2W) vs. Portland Timbers
 Nov. 4 Portland – Seattle 2-1 21,144
 Nov. 8 Seattle – Portland 3-2 (OT) 39,542
(aggregate 4-4; Portland Timbers win on penalty kicks 4-2)

EASTERN CONFERENCE CHAMPIONSHIP

New York Red Bulls vs. Atlanta United
 Nov. 25 Atlanta – Red Bulls 3-0 70,016
 Nov. 29 Red Bulls – Atlanta 1-0 22,137
(Atlanta United win on aggregate 3-1)

WESTERN CONFERENCE CHAMPIONSHIP

Sporting Kansas City vs. Portland Timbers
 Nov. 25 Portland – Kansas City 0-0 21,144
 Nov. 29 Kansas City – Portland 2-3 20,091
(Portland Timbers win on aggregate 3-2)

2018 MLS CUP

Mercedes-Benz Stadium – Atlanta, Ga.
 Dec. 8 Atlanta – Portland 2-0 73,019

2019

ROUND ONE

Atlanta United (2E) vs. New England Revolution (7E)
 Oct. 19 Atlanta – New England 1-0 66,114

Philadelphia Union (3E) vs. New York Red Bulls (6E)
 Oct. 20 Philadelphia – Red Bulls 4-3 (OT) 18,530

Toronto FC (4E) vs. D.C. United (5E)
 Oct. 19 Toronto – D.C. United 5-1 (OT) 25,331

Seattle Sounders FC (2W) vs. FC Dallas (7W)
 Oct. 19 Seattle – Dallas 4-3 (OT) 37,722

Real Salt Lake (3W) vs. Portland Timbers (6W)
 Oct. 19 Real Salt Lake – Portland 2-1 17,452

Minnesota United FC (4W) vs. LA Galaxy (5W)
 Oct. 20 Minnesota – LA Galaxy 1-2 19,939

EASTERN CONFERENCE SEMIFINALS

New York City FC (1E) vs. Toronto FC
 Oct. 23 New York City – Toronto 1-2 19,829

Atlanta United vs. Philadelphia Union
 Oct. 24 Atlanta – Philadelphia 2-0 41,507

WESTERN CONFERENCE SEMIFINALS

Seattle Sounders FC vs. Real Salt Lake
 Oct. 23 Seattle – Real Salt Lake 2-0 37,722

Los Angeles Football Club (1W) vs. LA Galaxy
 Oct. 24 Los Angeles FC – LA Galaxy 5-3 22,902

EASTERN CONFERENCE FINAL

Atlanta United vs. Toronto FC
 Oct. 30 Atlanta – Toronto 1-2 44,055

WESTERN CONFERENCE FINAL

Los Angeles Football Club vs. Seattle Sounders FC
 Oct. 29 Los Angeles FC – Seattle 1-3 22,099

2019 MLS CUP

CenturyLink Field – Seattle, Wash.
 Nov. 10 Seattle – Toronto 3-1 69,274



2020 MAJOR LEAGUE SOCCER SEASON NOTES

THE BEST OVERALL RECORD IN 2020: The Philadelphia Union recorded the league's best record for the first time in club history, claiming with it the top seed in the Audi 2020 MLS Cup Playoffs and also receiving the Supporters' Shield as an emblem of the club's first-ever honor.

For the 11th time in MLS history, the top spot in the overall standings was decided on the season's final day. The Union held off Toronto FC to finish atop the standings, as only two teams have overtaken a team ahead to clinch the top spot (2001 Miami Fusion, 2018 New York Red Bulls).

NO. 1 OVERALL – MAJOR LEAGUE SOCCER REGULAR SEASON STANDINGS

YEAR		W-L-T	PTS	GF	GA	Playoff Result
1996	Tampa Bay Mutiny	20-12-0	58	66	51	East Finals
1997	D.C. United	21-11-0	55	70	53	MLS Cup Champion
1998	Los Angeles Galaxy	24-8-0	68	85	44	West Finals
1999	D.C. United	23-9-0	57	65	43	MLS Cup Champion
2000	Kansas City Wizards	16-7-9	57	47	29	MLS Cup Champion
2001	Miami Fusion FC	16-5-5	53	57	36	Semifinals
2002	Los Angeles Galaxy	16-9-3	51	44	33	MLS Cup Champion
2003	Chicago Fire	15-7-8	53	53	43	MLS Cup Runner-up
2004	Columbus Crew	12-5-13	49	40	32	Quarterfinals
2005	San Jose Earthquakes	18-4-10	64	53	31	Quarterfinals
2006	D.C. United	15-7-10	55	52	38	Semifinals
2007	D.C. United	16-7-7	55	56	34	Quarterfinals
2008	Columbus Crew	17-7-6	57	50	36	MLS Cup Champion
2009	Columbus Crew	13-7-10	49	41	31	Quarterfinals
2010	Los Angeles Galaxy	18-7-5	59	44	26	Semifinals
2011	Los Angeles Galaxy	19-5-10	67	48	28	MLS Cup Champion
2012	San Jose Earthquakes	19-6-9	66	72	43	Quarterfinals
2013	New York Red Bulls	17-9-8	59	58	41	Quarterfinals
2014	Seattle Sounders FC	20-10-4	64	65	50	Semifinals
2015	New York Red Bulls	18-10-6	60	62	43	Semifinals
2016	FC Dallas	17-8-9	60	50	40	Quarterfinals
2017	Toronto FC	20-5-9	69	74	37	MLS Cup Champion
2018	New York Red Bulls	22-7-5	71	62	33	Semifinals
2019	Los Angeles Football Club	21-4-9	72	85	37	Semifinals
2020	Philadelphia Union	14-4-5	47	44	20	?????

Philadelphia Union head coach Jim Curtin joined a select list of MLS veterans who finished atop the overall league table both as a player and a head coach. Curtin became just the fifth in league annals to perform the feat in both roles.

NO. 1 OVERALL IN MLS STANDINGS – PLAYER AND COACH

	AS PLAYER	AS COACH
Frank Yallop	96 TB	12 SJ
Jesse Marsch	97 DC; 03 CHI	15 NYR
Greg Vanney	98 LA; 07 DC	17 TOR
Chris Armas	03 CHI	18 NYR
Jim Curtin	03 CHI	20 PHI



The Union finished the season with 2.04 points per game – in a season where the final standings were determined by the average of standings points, rather than total points gained. It was just the seventh time in MLS history where a team finished the year with at least two points per game in an MLS season.

MOST STANDINGS POINTS PER GAME, SINGLE SEASON

		W	L	T	PTS	PPG
1998	Los Angeles Galaxy	24	8	0	68	2.13
2019	Los Angeles Football Club	21	4	9	72	2.12
2018	New York Red Bulls	22	7	5	71	2.09
2020	<i>Philadelphia Union</i>	14	4	5	47	2.04
2017	Toronto FC	20	5	9	69	2.03
2018	Atlanta United	21	7	6	69	2.03
2005	San Jose Earthquakes	18	4	10	64	2.00

STANDOUTS AT HOME: The Union clinched the top seed in the MLS Cup Playoffs primarily through their form at their Subaru Park home – going a perfect 9-for-9 in home games in 2020.

The Union became the first team in MLS history to record a perfect 1.000 record in home games over a season, one of six teams in MLS history to go through an entire campaign without a single loss at home.

Columbus Crew SC recorded the second-best record in home games in a season in league history, winning nine of their 10 games in their final season at Mapfre Stadium.

BEST WINNING PERCENTAGE – SINGLE SEASON (HOME GAMES)

		W	L	T	PTS	PCT
2020	<i>Philadelphia Union</i>	9	0	0	27	1.000
2020	<i>Columbus Crew SC</i>	9	1	0	27	0.900
2002	San Jose Earthquakes	12	1	1	37	0.893
1998	D.C. United	14	2	0	32	0.875
2010	Real Salt Lake	11	0	4	37	0.867
2002	Los Angeles Galaxy	11	1	2	35	0.857
2011	LA Galaxy	12	0	5	41	0.853
2017	Toronto FC	13	1	3	42	0.853
2018	New York Red Bulls	14	2	1	43	0.853
2019	Los Angeles FC	13	1	3	42	0.853

The Union ended the year with the nine-game home winning streak, now equaling the third-longest in MLS history.

TEAM HOME WINNING STREAK LEADERS

TEAM	#	START	STOP
San Jose Earthquakes	12	8/25/2001	7/24/2002
Portland Timbers	10	8/6/2017	5/19/2018
<i>Philadelphia Union</i>	9	8/25/2020	
Chicago Fire	9	4/8/2017	8/5/2017
Colorado Rapids	9	9/2/1998	6/26/1999
Columbus Crew SC	9	8/10/1996	5/11/1997
LA Galaxy	9	9/7/1997	5/23/1998
Miami Fusion	9	8/5/2000	6/9/2001



REELING OFF A STANDOUT STREAK: Toronto FC nearly made MLS history this season, going 18 consecutive games without defeat before seeing their streak come to an end in a dramatic 1-0 loss to arch-rivals Montréal Impact. TFC went more than a calendar year without suffering a league loss, ending the 2019 regular season with a 10-game run without loss, and then started the 2020 campaign undefeated in eight games in league matches, with five wins and three draws.

The MLS record is 19 consecutive games without a loss, set first by Columbus Crew SC from 2004 over the start of the 2005 season, then equaled by FC Dallas in 2010, the only club to go 19 consecutive league games undefeated in a single season.

LONGEST UNDEFEATED STREAK (MLS REGULAR SEASON)

TEAM		START	STOP
Columbus Crew SC	19	7/3/2004	4/2/2005
FC Dallas	19	5/27/2010	10/9/2010
<i>Toronto FC</i>	<i>18</i>	<i>8/10/2019</i>	<i>8/28/2020</i>
New York Red Bulls	18	7/10/2016	3/11/2017
Real Salt Lake	18	7/24/2010	4/13/2011
Real Salt Lake	16	9/28/2013	5/24/2014

A GOLDEN BOOT RECORD: Diego Rossi of Los Angeles Football Club captured the Golden Boot presented by Audi, netting 14 goals in 19 matches. For the first time in MLS history, teammates won the Golden Boot in consecutive seasons, after Carlos Vela of Los Angeles Football Club set the all-time single-season goalscoring record in Major League Soccer with 34 goals in 2019.

At age 22 years, 248 days at season’s end, Rossi was also the youngest player in MLS history to lead the league in goals. Carlos Ruiz was 23 years, 6 days of age when he scored the last of his league-leading 24 goals for the LA Galaxy in 2002.

Raúl Ruidíaz of Seattle Sounders FC finished second in the Golden Boot race, level with Gyasi Zardes (Columbus Crew SC) and Robert Berić (Chicago Fire FC) on 12 goals, but claiming the better position on fewer minutes played after Ruidíaz and Zardes also recorded four assists. Berić finished fourth in the race after posting one assist.

2020 MLS GOLDEN BOOT

		GP	GLS	ASTS	MIN
Diego Rossi	LFC	19	14		
Raul Ruidiaz	SEA	17	12	4	1427
Gyasi Zardes	CLB	21	12	4	1717
Robert Beric	CHI	23	12	1	
Jordan Morris	SEA	22	10	8	
Chris Mueller	ORL	21	10	7	1477
Cristian Pavon	LA	21	10	7	1890

Rossi set his chase for the Golden Boot early, netting 10 goals in the opening 11 league games of the season. That rate equaled the fifth-fastest to 10 goals from the start of a season in MLS history.



FASTEST TO 10 GOALS FROM START OF SEASON

	GOALS	GAMES	YEAR
Carlos Vela	10	9	2019
Chris Wondolowski	10	9	2012
Roy Lassiter	10	9	1999
Carlos Ruiz	10	10	2002
<i>Diego Rossi</i>	10	11	2020
Nemanja Nikolic	10	11	2017
Ante Razov	10	11	2006
Welton	10	11	1998
Jaime Moreno	10	11	1997

LENDING A HELPING HAND AT RECORD PACE: Nicolás Lodeiro of Seattle Sounders FC was one of three players tied atop the MLS assist standings in 2020, along with Alejandro Pozuelo (Toronto FC) and Darwin Quintero (Houston Dynamo).

With his 10th assist of the season – coming in the 4-1 Decision Day victory against the San Jose Earthquakes, Lodeiro reached 50 assists over a 4-year span – the 21st time it has been achieved in Major League Soccer. But it’s been done just five times over the past decade, twice by Sacha Kljestan over a 5-year run of seasons in MLS.

50+ ASSISTS OVER 4-YEAR SPAN (SINCE 2010)

	ASTS	START	END
Sacha Kljestan	57	2015	2018
Sacha Kljestan	54	2010	2017
Sebastian Giovinco	52	2015	2018
Brad Davis	52	2009	2012
<i>Nicolas Lodeiro</i>	50	2017	2020

- Credit: Elias Sports Bureau

Lodeiro has now reached double figures in assists in each of his four seasons in Major League Soccer – just the sixth player in MLS history to get to double digits in four or more consecutive seasons.

CONSECUTIVE SEASONS WITH 10+ ASSISTS

Preki	8	1996-2003
Robert Warzycha	5	1996-2000
Marco Etcheverry	4	1996-1999
Mauricio Cienfuegos	4	1996-1999
Brad Davis	4	2009-2012
<i>Nicolas Lodeiro</i>	4	2017-2020

EXPANSION HISTORY MADE AGAIN: For just the second time in MLS history – and the first time since the very first Major League Soccer expansion – two expansion sides reached the MLS Cup Playoffs when Nashville SC and Inter Miami CF qualified for postseason play. Just seven times have expansion teams reached the playoffs, including four times in the last four seasons.

Just once has an expansion team won a game in the MLS Cup Playoffs – that coming in 1998, when the Chicago Fire advancing all the way to MLS Cup, before defeating D.C. United 2-0 to claim the title. But that figure is certain to added to this year – Nashville SC and Inter Miami will face each other to start the Audi 2020 MLS Cup Playoffs.



EXPANSION TEAMS REACHING MLS CUP PLAYOFFS

YEAR	CLUB	RECORD	FINISH
1998	Chicago Fire	20-12-0	West 2
1998	Miami Fusion	15-17-0	East 4
2009	Seattle Sounders FC	12-7-11	West 3
2017	Atlanta United	15-9-10	East 4
2018	Los Angeles Football Club	16-9-9	West 3
2020	<i>Nashville SC</i>	8-7-8	<i>East 7</i>
2020	<i>Inter Miami CF</i>	7-13-3	<i>East 10</i>

Nashville SC drove to the playoffs on one of the best home undefeated runs by an expansion team in MLS history, going nine consecutive games without loss at their Nissan Stadium home, after dropping the club's first game ever there in front of a record crowd. Nashville SC's nine games without defeat at home from Aug. 30 to Oct. 31 is the third-longest home undefeated streak for an expansion team.

LONGEST HOME UNDEFEATED STREAK – EXPANSION TEAM SEASONS

Atlanta United	12	5/20/2017	9/27/2017
Los Angeles FC	10	4/29/2018	7/26/2018
<i>Nashville SC</i>	9	8/30/2020	10/31/2020
Seattle Sounders FC	8	4/25/2009	7/25/2009
San Jose Earthquakes	7	7/12/2008	9/13/2008
Montreal Impact	7	7/8/2012	9/22/2012

KEEPING IT TIGHT IN THE BACK: The Philadelphia Union were one of three teams to concede less than a goal per game in 2020, their 0.87 goals against average for the year the seventh-best over an entire season in MLS history.

Columbus Crew SC and Nashville SC also allowed less than a goal per game, now making 20 teams over the league's 25 seasons which ended the year conceding less than a goal per game.

FEWEST GOALS/GAME ALLOWED (ALL)

		GP	GA	AVG.
2010	Real Salt Lake	30	20	0.67
2007	Houston Dynamo	30	23	0.77
2012	Sporting Kansas City	34	27	0.79
2011	LA Galaxy	34	28	0.82
2017	Sporting Kansas City	34	29	0.85
2010	Los Angeles Galaxy	30	26	0.87
2020	<i>Philadelphia Union</i>	23	20	0.87
2013	Sporting Kansas City	34	30	0.88

Nashville SC allowed 22 goals in their 23 games in the club's inaugural MLS season, the club's 0.96 goals against per game the best ever by a first-year MLS side, just the second expansion to allow less than a goal per game.

FEWEST GOALS/GAME ALLOWED – EXPANSION TEAMS

		GP	GA	AVG.
2020	<i>Nashville SC</i>	23	22	0.96
2009	Seattle Sounders FC	30	29	0.97



ANOTHER RECORD OFFENSIVE SEASON: For a second consecutive season, Los Angeles Football Club set the pace in attacking prowess. LAFC led MLS in scoring, netting 47 goals from their 22 matches over the course of the season.

The 2.14 goals per game average was the seventh-best for a season in MLS history. A year ago, LAFC became just the second team to average 2.5 goals per game or better over the course of a single season.

MOST GOALS SCORED PER GAME – SINGLE SEASON

		GP	G	AVG.
1998	Los Angeles Galaxy	32	85	2.66
2019	Los Angeles Football Club	34	85	2.50
1998	D.C. United	32	74	2.31
2001	Miami Fusion	26	57	2.19
1997	D.C. United	32	70	2.19
2017	Toronto FC	34	74	2.18
2020	<i>Los Angeles Football Club</i>	47	22	2.14
2012	San Jose Earthquakes	34	72	2.12
1998	Columbus Crew	32	67	2.09
2000	Chicago Fire	32	67	2.09

BACK IN THE BIG SHOW AGAIN: Seattle Sounders FC also made some postseason history, when they secured a berth in the MLS Cup Playoffs for a 12th consecutive season. The 12 consecutive seasons are the most of any team in MLS history – with Sounders FC having reached the postseason in every year of the club’s existence in Major League Soccer.

Sounders FC were joined this year by the New York Red Bulls, who reached the MLS Cup Playoffs for an 11th consecutive campaign, now all alone with the second-longest streak in league history.

CONSECUTIVE APPEARANCES – MLS CUP PLAYOFFS

TEAM	SEASONS	START	STOP
<i>Seattle Sounders FC</i>	12	2009	
<i>New York Red Bulls</i>	11	2010	
LA Galaxy	10	1996	2005
Sporting Kansas City	8	2011	2018
LA Galaxy	8	2009	2016
New England Revolution	8	2002	2009
FC Dallas	7	1996	2002
Real Salt Lake	7	2008	2015

Sounders FC have the second-longest active postseason streak among all professional leagues in the USA and Canada. Leading the way is the NHL’s Pittsburgh Penguins, who reached the postseason for a 14th consecutive campaign in the 2019-20 season. Sounders FC have pulled ahead of the NFL’s New England Patriots, who are looking to add their streak of 11 consecutive playoff appearances as well in the current season.

CONSECUTIVE PLAYOFF APPEARANCES (ACTIVE)

TEAM	LEAGUE	SEASONS	START
Pittsburgh Penguins	NHL	14	2007
<i>Seattle Sounders FC</i>	<i>MLS</i>	12	2009
New England Patriots	NFL	11	2009
New York Red Bulls	MLS	11	2010
Minnesota Lynx	WNBA	10	2011
Houston Rockets	NBA	8	2013
Los Angeles Dodgers	MLB	8	2013



YOUNGSTERS MAKING AN INDELIBLE MARK: On Oct. 14, Erik Dueñas of Los Angeles Football Club became the third-youngest player to appear in a Major League Soccer match, when he came on for the final 19 minutes of his club's match vs. Vancouver Whitecaps FC. At age 15 years, 362 days, Dueñas is just the third player ever to play in a league match before reaching his 16th birthday.

But of the 10 youngest players ever to see action in an MLS game, four of those have come this season. Jahkeele Marshall-Rutty of Toronto FC became the sixth-youngest, with his debut on Oct. 23, while Christian Torres of LAFC was the seventh-youngest, with his debut on Aug. 30, and Cade Cowell of San Jose the eighth-youngest when he made his debut March 7. With the addition of Danny Leyva (Seattle Sounders FC) and Ricardo Pepi (FC Dallas), six of the youngest players in MLS annals have started their careers in the last 18 months.

YOUNGEST TO PLAY A GAME IN MLS HISTORY (years.days)

14.306	Freddy Adu	4/3/2004 DC vs SJ
15.257	Alphonso Davies	7/16/2016 VAN vs ORL
15.362	Erik Dueñas	10/14/2020 LFC at VAN
16.031	Danny Leyva	6/5/2019 SEA at MTL
16.061	Gianluca Busio	7/28/2018 KC vs DAL
16.130	Jahkeele Marshall-Rutty	10/24/2020 TOR at PHI
16.137	Christian Torres	8/30/2020 LFC at SEA
16.145	Cade Cowell	3/7/2020 SJ vs MIN
16.161	Jesus Ferreira	6/3/2017 DAL vs RSL
16.164	Ricardo Pepi	6/22/2019 DAL vs TOR
16.173	Diego Fagundez	8/6/2011 NE vs CHV

When Christian Torres netted the late equalizer for Los Angeles Football Club in their 1-1 draw with the Portland Timbers on Oct. 18, he became the fifth-youngest player to score a goal in MLS history, aged 16 years, 186 days.

Yet of the 20 youngest players to score goals in MLS history, four of those came this season – from FC Dallas' Ricardo Pepi (No. 14; 17 years, 58 days) on March 7, to Cade Cowell of the San Jose Earthquakes (No. 11; 16 years, 320 days) on Aug. 29, to the New York Red Bulls' Caden Clark (No. 19; 17 years, 136 days), who became the youngest player in league history to score in his first two games when he hit the back of the net Oct. 10 vs. Atlanta then Oct. 14 vs. Toronto FC.

YOUNGEST TO SCORE A GOAL IN MLS HISTORY

1	Freddy Adu	DC	14 years, 320 days	
2	Gianluca Busio	KC	16 years, 142 days	
3	Jesus Ferreira	DAL	16 years, 161 days	
4	Diego Fagundez	NE	16 years, 173 days	
5	Christian Torres	LFC	16 years, 186 days	10/18/2020 LFC at POR
6	Santino Quaranta	DC	16 years, 217 days	
7	Eddie Gaven	MET	16 years, 253 days	
8	George Bello	ATL	16 years, 257 days	
9	Jack McBean	LA	16 years, 312 days	
10	Jozy Altidore	NYR	16 years, 314 days	
11	Cade Cowell	SJ	16 years, 320 days	08/29/2020 SJ at LA
14	Ricardo Pepi	DAL	17 years, 58 days	03/07/2020 DAL vs MTL
19	Caden Clark	NYR	17 years, 136 days	10/10/2020 NYR at ATL



YOUNGEST PLAYERS TO SCORE ON DEBUT IN MLS HISTORY

PLAYER	AGE	MATCH
Jesus Ferreira	16 years, 161 days	6/3/2017, DAL v RSL
Diego Fagundez	16 years, 173 days	8/6/2011, NE v CHV
Jack McBean *	16 years, 312 days	10/23/2011, LA @ HOU
Fuad Ibrahim	16 years, 332 days	7/12/2008, TOR @ CHI
Caden Clark *	17 years, 136 days	10/10/2020, NYR @ ATL
Ben Mines *	17 years, 301 days	3/10/2018, NYR v POR

* -- starter

- Credit: Elias Sports Bureau

The goal from Christian Torres was assisted by Mahala Opoku – who was making just his third league appearance after signing with the club barely two weeks earlier. With Torres aged 16 years, 186 days, and Opoku aged 19 years, 97 days, the pair is the youngest in combined age ever to combine on a goal in MLS history (with one player scoring and another assisting).

YOUNGEST IN COMBINED AGE TO SCORE/ASSIST ON GOAL

DATE	GOAL	AGE	ASSIST	AGE
10/18/2020	Christian Torres	16.186	Mahala Opoku	19.097
5/28/2005	Eddie Gaven	18.215	Michael Bradley	17.301
5/12/2002	Santino Quaranta	17.210	Bobby Convey	18.350
5/21/2005	Eddie Gaven	18.208	Tim Ward	18.082
9/9/2020	Ricardo Pepi	17.244	Bryan Reynolds	19.073

- Credit: Elias Sports Bureau

During the MLS is Back Tournament, Ako Akinola made a statement when he hit for a hat trick in Toronto FC's 4-3 win against the Montréal Impact on July 16.

Akinola became the third player in MLS history to score a hat trick before his 21st birthday, the first player born in 2000 or later with an MLS hat trick. In all, four hat tricks in MLS history have been scored by players who had yet to reach 21 years of age.

HAT TRICKS SCORED BY PLAYERS YOUNGER THAN AGE 21

Kekuta Manneh	18 yrs., 283 days	10/09/2013 VAN at SEA
Cyle Larin	20 yrs., 100 days	07/26/2015 ORL at NYC
Cyle Larin	20 yrs., 153 days	09/25/2015 ORL at NYR
Ayo Akinola	20 yrs., 178 days	07/16/2020 TOR at MTL

THE WINNINGEST COLLECTION OF BENCH BOSSES: The 2020 season saw six of the 10 winningest coaches in MLS history serving on the touchlines. Bruce Arena of the New England Revolution is still second all-time in wins, while Bob Bradley (Los Angeles Football Club) took over third overall – until he was tied by Dominic Kinnear when he took charge of the LA Galaxy over the final weeks of the campaign.

Óscar Pareja of Orlando City SC moved into eighth place all-time over the course of the season, passing Ben Olsen, who finished his 11-year tenure in charge of D.C. United earlier in the year.



ALL-TIME COACHING RECORDS

	W	L	T	PCT
Sigi Schmid	240	183	125	.552
Bruce Arena	218	131	105	.596
Bob Bradley	170	115	77	.576
Dominic Kinnear	170	138	136	.536
Peter Vermes	155	121	93	.546
Frank Yallop	130	133	108	.496
Jason Kreis	121	117	78	.506
Oscar Pareja	114	83	64	.559
Ben Olsen	113	137	84	.464
Steve Nicol	112	108	81	.507

The head coach in fifth place in the overall table, Peter Vermes of Sporting Kansas City, reached the 10-win mark for the 11th time in his career – having done it in each of his full seasons in charge at Sporting. The 11 seasons with 10 or more wins is now tied for third-most all-time; Pareja made it eight seasons – each of his campaigns at the helm in his MLS career – now tied for sixth-most.

MOST 10-WIN SEASONS (COACHES)

Sigi Schmid	13
Bruce Arena	12
Bob Bradley	11
Peter Vermes	11
Dominic Kinnear	10
Oscar Pareja	8
Jason Kreis	8
Caleb Porter	7
Steve Nicol	7

Among coaches with at least 100 games coached, Brian Schmetzer of Seattle Sounders FC now leads the all-time MLS ranking, the only head coach in league history with a winning percentage of better than .600 in league matches.

HIGHEST WINNING PERCENTAGE (COACHES)

	W	L	T	PCT
Brian Schmetzer	67	37	34	.609
Bruce Arena	218	131	105	.596
Octavio Zambrano	80	55	8	.587
Bob Bradley	170	115	77	.576
Jesse Marsch	70	51	31	.563
Oscar Pareja	114	83	64	.559

- *Minimum: 100 games coached*

GAMES FULL OF SOUND AND FURY: The record for most goals on a single day was equaled this season, with 46 goals were scored over the 13 matches on Decision Day (Nov. 8). The mark equaled the goals total set on Decision Day in 2017.

Of the 10 highest-scoring single days in MLS history, five of those have come on Decision Day (each over the last six seasons).



GOALS IN SINGLE DAY IN MLS HISTORY

GOALS	GAMES	DATE
46	13	11/8/2020
46	11	10/22/2017
40	12	10/6/2019
39	8	8/1/2015
36	10	3/2/2019
34	10	10/25/2015
33	10	3/6/2016
33	10	10/23/2016
33	11	10/28/2018
32	10	3/18/2017

Over the course of the 2020 season, there were 13 games featuring one team scoring five goals or more – the fourth-most in a single season in MLS league history. Included in that total is Seattle Sounders FC’s 7-goal outing on Sept. 10, one shy of the all-time MLS single-game total, the ninth time in league annals a team scored seven or more goals in a game.

GAMES WITH ONE TEAM SCORING 5+ GOALS

2019	20
1998	16
2018	14
2020	13
2015	12

There were been four games where both teams have combined or eight goals or more – already equaling the third-most in a single season in league history. That total includes the Portland Timbers’ 6-3 win vs. the LA Galaxy on Oct. 7, the 17th time in league history with a game with nine goals or more.

GAMES WITH 8 GOALS OR MORE

1998	6
2019	6
2000	4
2015	4
2018	4
2020	4

THE BROTHER ACT CONTINUES: The acquisition of Federico Higuaín by Inter Miami CF to join his brother Gonzalo on the expansion club added another set of brothers to appear as teammates on the same MLS team.

The Higuaín brothers are now the 18th set of brothers to be members of the same team in league history. In all, there are four sets of brothers currently on the same team in the league: Cristian and Alex Roldan (Seattle Sounders FC); Diego and Yimmi Chará (Portland Timbers); and Gabriel and Nicholas Slonina (Chicago Fire FC).

Earlier in the season, when the Roldan brothers and the Chará brothers all appeared together in the Seattle-Portland game on Sept. 23 at Providence Park, it marked the first time in MLS history two sets of brothers faced off against each other in the same match and four brothers were on the field at the same time in the same game.



BROTHERS ON SAME TEAM IN MLS HISTORY

Chris and Sean Henderson	1996–98 Rapids
Alexi and Greg Lalas	1997 Revolution
Judah and Micah Cooks	2000–01 D.C. United
DaMarcus and Jamar Beasley	2001 Fire
Martin and Fausto Klinger	2001 MetroStars
Daouda and Ibrahim Kante	2003 Revolution
Brian and Jeff Carroll	2006-07 D.C. United
Jim and Jeff Curtin	2007 Fire
Gabriel and Michael Farfan	2011-12 Union
Chris and Stephen Wondolowski	2008 Dynamo
Bradley and Shaun Wright-Phillips	2015 Red Bulls
Jose and Jaime Villarreal	2017 LA Galaxy
Giovani and Jonathan dos Santos	2017-18 LA Galaxy
Cristian and Alex Roldan	2018-20 Sounders
David and Mathieu Choinière	2018 Impact
Diego and Yimmi Chara	2020 Timbers
Nicholas and Gabriel Slonina	2020 Fire
Federico and Gonzalo Higuain	2020 Inter Miami

Also this season, the Chará brothers combined on two goals for the Timbers, on Sept. 16 vs. San Jose, and Oct. 7 vs. the LA Galaxy. The Charás joined the Beasleys (Jamar and DaMarcus) as brothers who have combined on a pair of goals in their careers, which has now happened seven times in MLS history; three others have all done it once (Chris and Sean Henderson, Bradley and Shaun Wright-Phillips, Cristian and Alex Roldan).

BROTHERS COMBINING ON A GOAL IN MLS

DATE	MATCH	MIN	GOALSCORER	ASSISTS
6/28/1997	COL vs KC	12	S. Henderson	C. Henderson, Paule
4/21/2001	CHI at DAL	81	J. Beasley	Whitfield, D. Beasley
7/4/2001	CHI at KC	44	Wynalda	J. Beasley, D. Beasley
8/1/2015	NYR at PHI	74	B. Wright-Phillips	S. Wright-Phillips
4/16/2018	SEA at KC	73	C. Roldan	Bruin, A. Roldan
9/16/2020	POR at SJ	33	Y. Chará	D. Chará
10/7/2020	POR at LA	14	Mora	Y. Chará, D. Chará

• *Credit: Elias Sports Bureau*

ALWAYS PERFECT FROM THE SPOT: Nicolás Lodeiro of Seattle Sounders FC achieved a new standard for penalty kick conversion in Major League Soccer history, when he netted a pair of goals – both on spot kicks – in his club’s 3-0 win against the Los Angeles Football Club on Sept. 18.

Lodeiro is 14-for-14 in penalty kicks for his MLS career which started in 2016 – the most conversions with a 100 percent rate by a player in league history. Lodeiro entered the match tied with Benny Feilhaber, who converted all 12 of the penalty kicks he took over his nine-year MLS career from 2011-19. Lodeiro is the only player in Major League Soccer with a perfect mark from the penalty spot, with at least nine attempts.



MOST PENALTY KICKS CONVERTED WITHOUT MISS

	PKG	PKA
Nicolas Lodeiro	14	14
Benny Feilhaber	12	12
Saphir Taider	9	9
Brad Evans	9	9
Jovan Kirovski	9	9

- *Minimum: 9 attempts*

Lodeiro's streak of 14 consecutive penalty kick conversions is also now the second-longest in MLS history. Jaime Moreno holds the record, converting 20 spot kicks in a row from April 2005 through June 2008. Moreno is the MLS record holder with 44 penalty kick goals, from 52 total attempts.

MOST CONSECUTIVE PENALTY KICK CONVERSIONS

	PENS	START	END
Jaime Moreno	20	4/23/2005	6/29/2008
Nicolas Lodeiro	14	3/11/2017	9/18/2020
Landon Donovan	13	9/19/2007	8/1/2010
Sebastien Le Toux	13	6/27/2010	10/25/2015
Lee Nguyen	12	9/21/2013	5/28/2016
Benny Feilhaber	12	4/25/2015	8/6/2017

ALWAYS THE CENTER OF THE ACTION: Cristian Pavón of the LA Galaxy had one of the single most valuable seasons to his team statistically in MLS history. Pavón ended the year with 10 goals and seven assists – among the Galaxy's 27 goals scored this season. Pavón has thus been involved in 63 percent of his team's goals – the fourth-greatest average in the league's 25 seasons, according to the Elias Sports Bureau.

Sebastien Le Toux holds the single-season record, involved in 71.4 percent of the Philadelphia Union's goals in 2010 (14 goals, 11 assists). Only one other player in MLS history has been involved in 65 percent of his team's goals – Sebastian Giovinco with Toronto FC in 2015, who was involved in 65.5 percent of the club's 58 goals that year (22 goals, 16 assists).

HIGHEST PERCENTAGE OF INVOLVEMENT IN TEAM'S GOALS

	YEAR	TEAM	G	A	TM GLS	PCT
Sebastien Le Toux	2010	PHI	14	11	35	71.4%
Sebastian Giovinco	2015	TOR	22	16	58	65.5%
Zlatan Ibrahimovic	2019	LA	30	7	58	63.8%
Cristian Pavon	2020	LA	10	7	27	63.0%
Sebastian Giovinco	2016	TOR	17	15	51	62.7%

- *Credit: Elias Sports Bureau*

ROSSI HITS 5-GOAL HEIGHTS AGAIN: Diego Rossi once again inscribed his name into the Major League Soccer record books with his performance in Los Angeles Football Club's 6-2 win against the LA Galaxy in the MLS is Back Tournament version of "El Tráfico" on July 18.

Rossi scored four goals on the night – netting goals in the 13th, 47th, 75th and 92nd minutes – becoming the 13th player in MLS history to score at least four goals in a game, the first LAFC player to achieve the feat.



MOST GOALS, SINGLE GAME (MLS HISTORY)

5	Clint Mathis, MET	08/26/2000 at DAL W 6-4
4	Raul Diaz Arce, DC	07/07/1996 vs. DAL W 6-1
4	Raul Diaz Arce, DC	04/12/1997 at COL W 5-2
4	Diego Serna, MIA	09/02/2000 vs. MET W 4-1
4	Mamadou Diallo, TB	05/09/2001 vs. LA T 4-4
4	Abdul Thompson Conteh, DC	05/09/2001 vs. NE W 5-0
4	Mamadou Diallo, MET	06/15/2002 vs. LA W 5-0
4	Edson Buddle, CLB	09/18/2004 vs. MET W 4-2
4	Brian Ching, HOU	04/02/2006 vs. COL W 5-2
4	Jeff Cunningham, DAL	08/01/2009 vs. KC W 6-0
4	Patrick Mullins, DC	09/23/2017 vs. SJ W 4-0
4	Chris Wondolowski, SJ	05/18/2019 vs. CHI W 4-1
4	Diego Rossi, LFC	07/18/2020 vs LA W 6-2

Rossi also added an assist – the eighth time in MLS history a player was involved in a record five goals plus assists in one match. Rossi is the first player in MLS history to achieve the feat twice, after scoring two goals and adding three assists in a 5-1 win vs. Real Salt Lake on March 10, 2018.

MOST GOALS PLUS ASSISTS, SINGLE GAME (MLS HISTORY)

5	Diego Rossi, LFC	07/18/2020 vs LA W 6-2	(4G, 1A)
5	Diego Rossi, LFC	03/10/2018 at RSL W 5-1	(2G, 3A)
5	Chris Rolfe, CHI	10/23/2008 vs NY W 5-2	(3G, 2A)
5	Dante Washington, CLB	06/16/2001 vs TB W 6-1	(3G, 2A)
5	Alex Pineda Chacon, MIA	06/09/2001 vs KC W 5-1	(2G, 3A)
5	Clint Mathis, MET	08/26/2000 at DAL W 6-4	(5G, 0A)
5	Preki, KC	09/05/1998 vs SJ W 5-1	(3G, 2A)
5	Cobi Jones, LA	08/22/1998 at NE W 5-1	(3G, 2A)

SETTING A SINGLE-GAME ASSIST RECORD: Yimmi Chará of the Portland Timbers added his name to the record books in his first MLS season, when he collected four assists in his club's 5-2 win against the LA Galaxy at Providence Park on Oct. 28.

Chará joined a quintet of MLS icons in Carlos Valderrama, Chris Henderson, Dwayne De Rosario, Landon Donovan and Lee Nguyen in recording a 4-assist match, one of the rarer records in MLS history. By contrast, four or more goals have been scored in an MLS game on 13 occasions.

MOST ASSISTS, SINGLE GAME (MLS HISTORY)

4	Carlos Valderrama, TB	8/30/1997	vs. NE W 4-0
4	Chris Henderson, KC	6/20/1999	vs. MET W 6-0
4	Dwayne De Rosario, HOU	4/2/2006	vs. COL W 5-2
4	Landon Donovan, LA	8/12/2012	at CHV W 4-0
4	Lee Nguyen, NE	9/2/2017	vs. ORL W 4-0
4	Yimmi Chara, POR	10/28/2020	vs. LA W 5-2



KEEPING THE HOME SHEETS CLEAN: Columbus Crew SC set the league standard for the longest shutout streak to start a season, not conceding a goal for 538 minutes, recording five consecutive shutouts before allowing a goal in the 88th minute of a 2-1 win vs. Minnesota United on Sept. 23.

CONSECUTIVE MINUTES AT HOME WITHOUT CONCEDED – TO START SEASON

Columbus Crew SC	538	2020
New England Revolution	488	2005
New York Red Bulls	391	2017
New England Revolution	377	2014
Kansas City Wizards	346	2010

The goal put an end to a streak of 628 consecutive minutes without conceding a goal at home, dating back to last Sept. 29, the second-longest home shutout streak overall in MLS history, according to the Elias Sports Bureau.

CONSECUTIVE MINUTES AT HOME WITHOUT CONCEDED A GOAL

Kansas City Wizards	817	3/25/2000	7/8/2000
Columbus Crew SC	628	9/29/2019	9/23/2020
New York Red Bulls	621	6/17/2006	9/20/2006
New York Red Bulls	589	4/24/2016	7/24/2016
Portland Timbers	587	3/9/2013	7/13/2013

- Credit: Elias Sports Bureau

TIMBERS WIN MLS IS BACK TOURNAMENT: The MLS season restarted in July with the MLS is Back Tournament, played entirely at the ESPN Wide World of Sports Complex in Lake Buena Vista, Fla. Following 36 group stage matches – which counted toward the 2020 MLS regular season standings, 16 teams moved onto the knockout stage – where the Portland Timbers ended up the tournament champions,, defeating Orlando City SC 2-1 in the final.

A pair of set-piece goals, from center back Larrys Mabilia and Dario Zuparic, gave the Timbers their second competitive title in MLS, with a 2021 Concacaf Champions League spot and \$300,000 in prize money paired alongside the one-of-a-kind trophy

A look at the award winners from the MLS is Back Tournament:

MLS is BACK PLAYER OF THE TOURNAMENT presented by adidas: **Sebastián Blanco** (Portland Timbers)

- Tied for the lead among all players with five assists; three goals were tied for sixth-most

MLS is BACK TOURNAMENT GOLDEN BOOT presented by Audi: **Diego Rossi** (Los Angeles Football Club)

- Led all players with seven goals; his three assists were tied for seventh-most

MLS is BACK TOURNAMENT GOLDEN GLOVE presented by Allstate: **Andre Blake** (Philadelphia Union)

- Led all goalkeepers with 32 saves; credited with four goalkeeper wins

MLS is BACK YOUNG PLAYER OF THE TOURNAMENT presented by AT&T 5G: **Diego Rossi** (Los Angeles Football Club)

- Led all players with a combined 10 goals and assists and won Golden Boot

MLS is BACK GOAL of the TOURNAMENT presented by AT&T 5G: **Andy Polo** (Portland Timbers)

- 76th minute, August 1 vs. New York City FC

MLS is BACK SAVE of the TOURNAMENT presented by Allstate: **Steve Clark** (Portland Timbers)

- 13th-minute double save vs. the LA Galaxy, July 13

MLS is BACK TOURNAMENT BEST XI presented by BODYARMOR

Goalkeeper: Andre Blake (Philadelphia Union)

Defenders: Larrys Mabilia (Portland Timbers), Mark McKenzie (Philadelphia Union), João Moutinho (Orlando City SC), Ruan (Orlando City SC)

Midfielders: Brenden Aaronson (Philadelphia Union), Sebastián Blanco (Portland Timbers), Diego Chara (Portland Timbers)

Forwards: Jeremy Ebobisse (Portland Timbers), Nani (Orlando City SC), Diego Rossi (Los Angeles Football Club)



2020 MLS PLAYERS OF THE WEEK

2020 MLS PLAYERS OF THE MONTH

WEEK 1: Jordan Morris (Seattle Sounders FC)
WEEK 2: Ike Opara (Minnesota United FC)

WEEK 6: Raúl Ruidíaz (Seattle Sounders FC)
WEEK 7/8: Kacper Przybylko (Philadelphia Union)
WEEK 9: Diego Rossi (Los Angeles Football Club)
WEEK 10: Sebastian Lletget (LA Galaxy)
WEEK 11: Jordan Morris (Seattle Sounders FC)
WEEK 12: Diego Valeri (Portland Timbers)
WEEK 13: Bradley Wright-Phillips (Los Angeles FC)
WEEK 14: Richie Laryea (Toronto FC)
WEEK 15: Alan Pulido (Sporting Kansas City)
WEEK 16: Jeremy Ebobisse (Portland Timbers)
WEEK 17: Danny Musovski (Los Angeles Football Club)
WEEK 18: Hany Mukhtar (Nashville SC)
WEEK 19: Bojan Krkic (Montreal Impact)
WEEK 20: Sergio Santos (Philadelphia Union)
WEEK 21: Chris Wondolowski (San Jose Earthquakes)
WEEK 22: Valentín Castellanos (New York City FC)
WEEK 23: Kevin Molino (Minnesota United FC)

AUGUST: Daryl Dike (Orlando City SC)
SEPTEMBER: Alejandro Pozuelo (Toronto FC)
OCTOBER/NOVEMBER: Valentin Castellanos (New York City FC)



COLORADO RAPIDS

2020 RECORD

	GP	W-L-T	PTS	GF	GA
Rapids	18	8-6-4	28	32	28

RECORD at DICK'S SPORTING GOODS PARK

	GP	W-L-T	PTS	GF	GA
	6	3-1-2	8	13	8

RECORD on road

	GP	W-L-T	PTS	GF	GA
	9	5-3-1	16	15	13

RECORD at the half

	W	L	T
LEADING	4	2	0
TIED	4	1	3
TRAILING	0	3	1

RECORD with the first goal

	W	L	T
SCORING	7	2	2
CONCEDING	1	4	2

TEAM COMPARISONS

	FOR	AGAINST
GOALS SCORED	1.78 (6th)	1.56 (16th)
TOTAL SHOTS	13.78 (8th)	13.94 (19th)
SHOTS ON GOAL	5.28 (4th)	5.06 (20th)
SHOOTING ACCURACY	38.3% (5th)	36.3% (13th)
SCORING %AGE	12.9% (9th)	11.2% (12th)
FOULS	11.17 (24th)	11.00 (5th)
CORNER KICKS	4.78 (16th)	5.06 (15th)
OFFSIDE	1.39 (19th)	1.22 (7th)

GOALS SCORED IN GAME

GP	0	1	2	3	4+	TOT	AVG
18	2	7	6	1	2	32	1.78

GOALS ALLOWED IN GAME

GP	0	1	2	3	4+	TOT	AVG
18	4	7	3	1	3	28	1.56

GOALS BY INTERVALS

	TOT	0-15	16-30	31-45+	46-60	61-75	76-90+
FOR	32	4	1	4	5	7	11
AGAINST	28	0	2	4	7	5	10

WHERE THE GOALS COME FROM

	FOR	AGAINST
GOALS SCORED	32	28
MINUTES PER GOAL	51	58

HOW SCORED

RIGHT FOOT	15	15
LEFT FOOT	9	10
HEADERS	7	3
OTHER	1	0

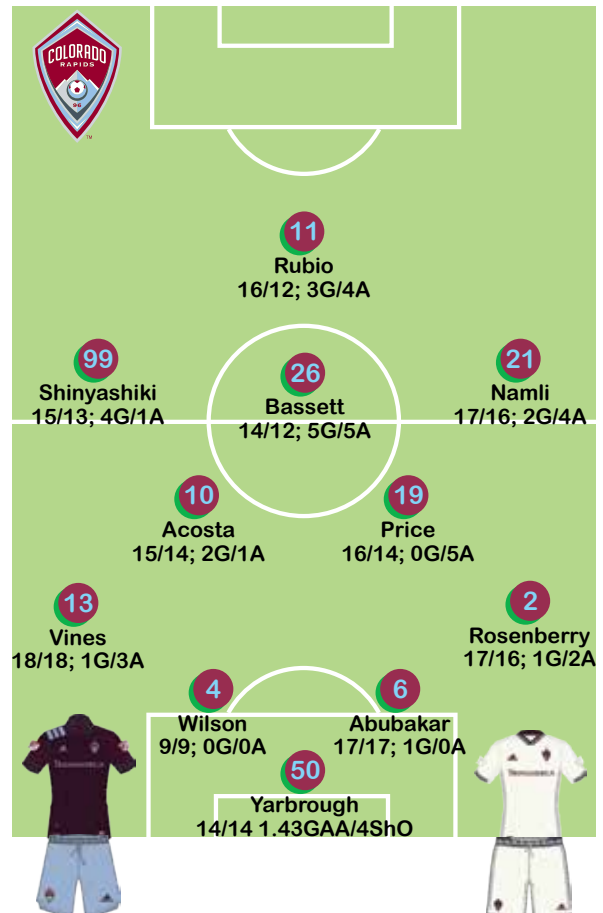
TYPE OF PLAY

OPEN PLAY	18	17
CROSS	2	2
CORNER	6	4
REBOUND	1	0
PENALTIES	0	2
DIRECT FROM FREE KICK	0	0
FREE KICK (INDIRECT)	3	2
OWN GOALS	2	1

DISTANCE

INSIDE GOAL AREA	6	6
INSIDE PENALTY AREA	21	16
OUTSIDE PENALTY AREA	5	6

PRIMARY TEAM





COLORADO RAPIDS

No.	Player	Pos	Ht	Wt	Birthdate	Birthplace	2020				CAREER				
							GP	GS	G	A	GP	GS	G	A	
1	Clint Irwin	GK	6-3	195	04/01/1989	Charlotte, NC	4	4	0	0	136	132	0	0	
MLS Season: 8. Last club: Toronto FC. College: Elon															
2	Keegan Rosenberry	DF	5-9	164	12/11/1993	Harrisburg, PA	17	16	1	2	131	126	5	11	
MLS Season: 5. Last club: Philadelphia Union. 2016 SuperDraft: Round 1, Pick 3 (Georgetown)															
3	Drew Moor	DF	6-0	165	01/15/1984	Dallas, TX	8	5	1	0	390	369	28	8	
MLS Season: 16. Last club: Toronto FC. 2005 SuperDraft: Round 1, Pick 6 (Indiana). International: USA 5/0															
4	Danny Wilson	DF	6-2	174	12/27/1991	Livingston, Scotland	9	9	0	0	52	46	2	2	
MLS Season: 3. Last club: Rangers FC (Scotland). International: Scotland 5/1															
5	Auston Trusty	DF	6-3	187	08/12/1998	Media, PA	8	5	0	1	64	61	2	2	
MLS Season: 5. Last club: Philadelphia Union.															
6	Lalas Abubakar	DF	6-0	180	12/25/1994	Kumasi, Ghana	17	17	1	0	70	66	3	0	
MLS Season: 4. Last club: Columbus Crew SC. 2017 SuperDraft: Round 1, Pick 5 (Dayton)															
7	Jonathan Lewis	FW	5-7	150	06/04/1997	Plantation, FL	18	7	5	0	65	23	13	8	
MLS Season: 4. Last club: New York City FC. 2017 SuperDraft: Round 1, Pick 3 (Akron). International: USA 6/0															
9	Nicolas Benezet	FW	5-5	132	02/24/1991	Montpellier, France	12	5	0	3	20	10	2	3	
MLS Season: 2. Last club: Toronto FC.															
10	Kellyn Acosta	MF	5-10	150	07/24/1995	Plano, TX	15	14	2	1	175	147	15	18	
MLS Season: 7. Last club: FC Dallas. College: Akron. International: USA 23/2															
11	Diego Rubio	FW	5-11	170	05/15/1993	Santiago, Chile	16	12	3	4	93	60	29	17	
MLS Season: 5. Last club: Sporting Kansas City. International: Chile 9/0															
12	Niki Jackson	FW	6-1	175	08/25/1995	Vicksburg, MS	0	0	0	0	19	1	3	0	
MLS Season: 3. 2018 SuperDraft: Round 4, Pick 73 (Grand Canyon)															
13	Sam Vines	DF	5-10	150	05/31/1999	Colorado Springs, CO	18	18	1	3	45	41	1	3	
Homegrown Player. MLS Season: 3. International: USA 1/0															
14	Abdul Rwatubaye	DF	6-1	175	10/23/1996	Kigali, Rwanda	0	0	0	0	2	1	0	0	
MLS Season: 2. Last club: Sporting Kansas City. International: Rwanda 19/1															
15	Andre Rawls	GK	6-2	182	12/20/1991	San Ramon, CA	0	0	0	0	0	0	0	0	
MLS Season: 5. Last club: New York City FC. College: St. Mary's (Calif.)															
16	Will Vint	MF	6-2	172	10/12/2001	Colorado Springs, CO	0	0	0	0	0	0	0	0	
Homegrown Player. MLS Season: 1.															
18	Jeremy Kelly	DF	5-10	145	10/21/1997	Prague, Czech Republic	8	2	0	1	8	2	0	1	
MLS Season: 1. 2020 SuperDraft: Round 1, Pick 9 (North Carolina)															
19	Jack Price	MF	5-7	152	12/19/1992	Shrewsbury, England	16	14	0	5	74	70	2	20	
MLS Season: 3. Last club: Wolverhampton Wanderers (England)															
20	Nicolas Mezquida	FW	5-6	150	01/21/1992	Paysandu, Uruguay	17	2	1	1	150	63	17	11	
MLS Season: 7. Last club: Vancouver Whitecaps FC															
21	Younes Namli	MF	5-11	154	06/20/1994	Copenhagen, Denmark	17	16	2	4	17	16	2	4	
Designated Player. MLS Season: 1. Last club: FK Krasnodar (Russia)															
22	Sebastian Anderson	DF	5-9	140	08/08/2002	Sacramento, CA	0	0	0	0	6	5	1	0	
Homegrown Player. MLS Season: 2.															
24	Kortne Ford	DF	6-2	185	01/26/1996	Olathe, KS	0	0	0	0	35	33	1	0	
Homegrown Player. MLS Season: 4. College: Denver.															
26	Cole Bassett	MF	5-11	148	07/28/2001	Littleton, CO	14	12	5	5	40	29	8	7	
Homegrown Player. MLS Season: 3.															
27	Deklan Wynne	DF	5-10	165	03/20/1995	Johannesburg, South Africa	0	0	0	0	36	33	0	0	
MLS Season: 3. Last club: Vancouver Whitecaps FC. International: New Zealand 14/0															
29	Matt Hundley	FW	5-10	160	05/11/2000	Littleton, CO	0	0	0	0	0	0	0	0	
Homegrown Player. MLS Season: 2.															
30	Abraham Rodriguez	GK	5-9	165	07/19/2002	Broomfield, CO	0	0	0	0	0	0	0	0	
Homegrown Player. MLS Season: 1.															
32	Collen Warner	MF	5-10	178	06/24/1988	Denver, CO	7	4	0	0	214	157	4	12	
MLS Season: 9. Last club: Minnesota United (MLS). 2010 SuperDraft: Round 1, Pick 15 (Portland)															
33	Steven Beitashour	DF	5-10	156	02/01/1987	San Jose, CA	0	0	0	0	247	240	5	36	
MLS Season: 11. Last club: Los Angeles FC. 2010 SuperDraft: Round 2, Pick 30 (San Diego State). International: Iraq 6/0															
50	William Yarbrough	GK	6-2	161	03/20/1989	Aguascalientes, Mexico	14	14	0	0	14	14	0	0	
MLS Season: 1. Last club: Club Leon. International: USA 3/0															
52	Braian Galvan	MF	5-5	141	10/06/2000	San Miguel de Tucuman, Argentina	9	2	1	1	9	2	1	1	
MLS Season: 1. Last club: CA Colon (ARG)															
99	Andre Shinyashiki	FW	5-9	150	06/11/1997	Sao Paulo, Brazil	15	13	4	1	46	31	11	4	
MLS Season: 2. 2019 SuperDraft: Round 1, Pick 5 (Denver)															

HEAD COACH : Robin Fraser

12/17/1966

W28 L40 T25



COLORADO RAPIDS PLAYOFF HISTORY

vs. Team	No. of Series	Series W-L	GP	W-L-T	OT	ShO	GF	GA	Last Mtg.	Round	Series Result
Chicago	1	0-1	2	0-2-0	0-0-0	0-1	1	2	1998	West Semifinals	Lost 2 games to 0
Columbus	2	2-0	3	3-1-0	1-1-0	0-0	3	2	2011	Wild Card	Won 1 games to 0
D.C. United	1	0-1	1	0-1-0	0-0-0	0-0	1	2	1997	MLS Cup '97	Lost MLS Cup '97
FC Dallas	5	5-0	10	6-2-2	3-0-1	1-0	16	13	2010	MLS Cup '10	Won MLS Cup '10
Houston	1	0-1	1	0-1-0	0-0-0	0-0	1	3	2006	Semifinals	Lost 1 games to 0
Kansas City	4	1-3	9	2-5-2	0-0-1	0-0	9	13	2011	Quarterfinals	Lost 2 games to 0
Los Angeles	5	1-4	9	2-7-0	1-0-0	0-0	2	15	2016	Quarterfinals	Won Series Tie-Breaker
San Jose	1	1-0	1	1-0-0	0-0-0	0-0	1	0	2010	Semifinals	Won 1 games to 0
Seattle	2	0-2	3	0-3-0	0-0-0	0-0	1	5	2016	Semifinals	Lost 2 games to 0
TOTALS	22	10-12	39	14-21-4	5-0-2	1-1	35	55			

COLORADO RAPIDS -- ALL-TIME POSTSEASON RESULTS

DATE	OPPONENT	RESULT	ATT.	W-L-T	RD.	GOALS:
10/04/1997	at Kansas City	W 3-0	10,174	1-0-0	QTR	COL: C. Henderson (25) Bravo (67) Paule (75)
10/08/1997	Kansas City	W 3-2	13,117	2-0-0	QTR	COL: Bravo (16,68) Harris (83); KC: Takawira (9) Preki (88)
10/12/1997	at Dallas	W 1-0	7,376	3-0-0	SEM	COL: S. Henderson (42)
10/15/1997	Dallas	W 2-1	18,452	4-0-0	SEM	COL: Patino (22) C. Henderson (87); DAL: Damian (5)
10/26/1997	at D.C. United	L 1-2	57,431	4-1-0	FIN	COL: Paz (75); DC: Moreno (37) Sanneh (68)
10/01/1998	at Chicago	L 1-2	12,610	0-1-0	QTR	COL: Waldir (79); CHI: Kubik (50)
10/05/1998	Chicago	L 0-1	6,582	0-2-0	QTR	CHI: Kubik (42)
10/17/1999	at Los Angeles	L 0-3	16,307	0-1-0	QTR	LA: Hendrickson (8) Vanney (52) Jones (57)
10/24/1999	Los Angeles	L 0-2	6,542	0-2-0	QTR	LA: Pena (74) Franchino (84)
09/16/2000	at Kansas City	L 0-1	8,682	0-1-0	QTR	KC: Molnar (18)
09/20/2000	Kansas City	T 0-0 (OT)	8,789	0-1-1	QTR	
09/24/2000	at Kansas City	L 2-3	4,156	0-2-1	QTR	COL: Bravo (70,90); KC: Henderson (11) Molnar (65) Gomez (69)
09/25/2002	at Dallas	L 2-4	6,360	0-1-0	QTR	COL: Valderrama (2) Spencer (75); DAL: Morrow (26) Kreis (49) Deering (68) Martinez (70)
09/28/2002	Dallas	W 1-0	9,637	1-1-0	QTR	COL: Carrieri (78)
10/02/2002	at Dallas	T 2-1 (OT/ST)	8,008	1-1-1	QTR	COL: Spencer (22) Chung (101); DAL: Rhine (6)
10/05/2002	at Los Angeles	L 0-4	24,742	1-2-1	SEM	LA: Califf (21) Ruiz (24,84) Hendrickson (71)
10/09/2002	Los Angeles	L 0-1	12,367	1-3-1	SEM	LA: Ruiz (64)
11/04/2003	Kansas City	T 1-1	6,434	0-0-1	QTR	COL: Borchers (53); KC: Harris (3)
11/08/2003	at Kansas City	L 0-2	10,712	0-1-1	QTR	KC: Simutenkov (45) Klein (63)
10/22/2004	Los Angeles	W 1-0	8,028	1-0-0	QTR	COL: Peguero (30)
10/30/2004	at Los Angeles	L 0-2	20,026	1-1-0	QTR	LA: Ruiz (30) Marshall (45)
10/22/2005	FC Dallas	T 0-0	9,625	0-0-1	QTR	
10/29/2005	at FC Dallas	W 2-2 (OT)	10,104	1-0-1	QTR	COL: Cunningham (19) Kotschau (105); DAL: Ruiz (67,105)
11/05/2005	Los Angeles	L 0-2	12,789	1-1-1	SEM	LA: Donovan (28,88)
10/21/2006	FC Dallas	L 1-2	4,176	0-1-0	QTR	COL: Cooke (23); DAL: Ruiz (15) Thompson (55)
10/28/2006	at FC Dallas	W 3-2 (OT)	15,486	1-1-0	QTR	COL: Hernandez (57,83) Mathis (114); DAL: Ruiz (48) Goodson (92)
11/05/2006	at Houston	L 1-3	23,107	1-2-0	SEM	COL: Kirovski (4); HOU: Dalglish (10,21) Mullan (71)
10/28/2010	Columbus	W 1-0	11,872	1-0-0	QTR	COL: Mastroeni (23)
11/06/2010	at Columbus	L 1-2 (OT)	10,322	2-1-0	QTR	COL: Casey (84); CLB: Gaven (22) Rogers (70)
11/13/2010	San Jose	W 1-0	17,779	3-1-0	SEM	COL: Kimura (42)
11/21/2010	at FC Dallas	W 2-1 (OT)	21,700	4-1-0	FIN	COL: Casey (57) own goal (107); DAL: Ferreira (35)
10/27/2011	Columbus	W 1-0	7,803	1-0-0	WC	COL: Cummings (45)
10/30/2011	Sporting KC	L 0-2	8,601	1-1-0	QTR	KC: Bunbury (49,59)
11/02/2011	at Sporting KC	L 0-2	18,565	1-2-0	QTR	KC: Collin (28) Sapong (76)
10/30/2013	at Seattle	L 0-2	32,204	0-1-0	WC	SEA: Evans (28) Johnson (93+)
10/30/2016	at Los Angeles	L 0-1	24,487	0-1-0	QTR	LA: dos Santos (55)
11/06/2016	Los Angeles	T 1-0 (OT)	17,782	0-1-1	QTR	COL: Gashi (36)
11/22/2016	at Seattle	L 1-2	42,774	0-2-1	SEM	COL: K. Doyle (13); SEA: Morris (19) Lodeiro (61)
11/27/2016	Seattle	L 0-1	17,695	0-3-1	SEM	SEA: Morris (56)



ALL-TIME COLORADO RAPIDS POSTSEASON STATISTICS (13-21-5, 41 PTS.)

PLAYER	GP	GS	MIN	G	A
Paul Bravo	12	12	1023	5	2
Chris Henderson	16	14	1321	2	5
Conor Casey	4	4	419	2	0
Nicolas Hernandez	3	3	300	2	0
John Spencer	7	7	626	2	0
Chris Carrieri	7	6	535	1	2
Terry Cooke	4	4	390	1	2
Omar Cummings	7	7	601	1	2
Wolde Harris	9	0	248	1	2
Adrian Paz	5	2	238	1	2
Nat Borchers	4	4	360	1	1
Mark Chung	9	9	821	1	1
Sean Henderson	5	5	441	1	1
Kosuke Kimura	6	6	507	1	1
Jovan Kirovski	6	5	529	1	1
Ritchie Kotschau	10	7	737	1	1
David Patino	5	5	392	1	1
Jeff Cunningham	3	2	230	1	0
Kevin Doyle	4	4	370	1	0
Shkelzen Gashi	4	4	298	1	0
Peguero Jean Philippe	5	4	367	1	0
Pablo Mastroeni	19	19	1822	1	0
Clint Mathis	3	2	236	1	0
Ross Paule	9	4	349	1	0
Carlos Valderrama	5	5	461	1	0
Waldir	2	1	104	1	0
Kyle Beckerman	10	10	914	0	3
Matt Kmosko	5	5	450	0	3
Marcelo Balboa	12	11	1013	0	2
Brian Mullan	7	7	646	0	2
Sam Cronin	3	3	300	0	1
Robin Fraser	7	7	641	0	1
Jermaine Jones	4	3	308	0	1
Alain Nkong	4	3	272	0	1
Seth Trembly	5	0	62	0	1
Steve Trittschuh	7	7	616	0	1
Scott Vermillion	3	3	280	0	1
Eddie Ababio	1	0	10	0	0
Junior Agogo	3	2	203	0	0
Quincy Amarikwa	2	0	46	0	0
Micheal Azira	3	2	175	0	0
Dominique Badji	4	3	277	0	0
Julien Baudet	4	0	88	0	0
Dedi Ben Dayan	3	3	223	0	0
Jason Bent	7	7	640	0	0
Deshorn Brown	1	1	73	0	0
Edson Buddle	1	0	17	0	0
Marc Burch	4	4	390	0	0
Joe Cannon	10	10	960	0	0
Jordan Cila	2	2	163	0	0
Colin Clark	1	0	8	0	0
Miguel Comminges	3	3	270	0	0
Matt Crawford	6	5	389	0	0
Leo Cullen	3	3	236	0	0
Alberto Delgado	1	0	12	0	0
Jorge Dely Valdes	5	4	410	0	0
Eric Denton	3	3	300	0	0
Joey DiGiamarino	4	4	337	0	0
Ian Feuer	2	2	180	0	0
Caleb Folan	2	2	113	0	0
Dan Gargan	2	1	135	0	0
Marcus Hahnemann	7	7	630	0	0
Marlon Hairston	4	0	146	0	0
Atiba Harris	1	1	90	0	0
Wes Hart	10	7	541	0	0
Stephen Herdsman	5	5	451	0	0
Tim Howard	2	2	210	0	0
Clint Irwin	1	1	90	0	0
Tahj Jakins	6	2	227	0	0
Macoumba Kandji	6	0	183	0	0
Aitor Karanka	3	3	238	0	0
Lance Key	1	0	40	0	0
Zach Kingsley	4	1	130	0	0
Chris Klute	1	1	90	0	0
David Kramer	8	8	741	0	0
Ross LaBaux	2	1	96	0	0
Jeff Larentowicz	7	7	690	0	0

COLORADO RAPIDS

Sebastien Le Toux	3	3	269	0	0
Ricky Lewis	2	2	167	0	0
Anders Limpar	5	4	369	0	0
Claudio Lopez	1	0	38	0	0
Zac MacMath	2	2	180	0	0
Tyrone Marshall	1	0	21	0	0
Chris Martinez	11	11	825	0	0
Rey Angel Martinez	1	0	15	0	0
Thiago Martins	2	1	115	0	0
Matt McKeon	2	2	168	0	0
German Mera	1	1	90	0	0
Eric Miller	4	4	390	0	0
Drew Moor	7	7	659	0	0
Jason Moore	2	1	130	0	0
Joseph Nane	1	1	56	0	0
Fabrice Noel	2	0	63	0	0
Sanna Nyassi	3	3	269	0	0
Matt Okoh	2	1	50	0	0
Shane O'Neill	1	1	90	0	0
Scott Palguta	2	1	121	0	0
Marco Pappa	2	0	25	0	0
Jacob Peterson	3	2	161	0	0
Mike Petke	5	5	494	0	0
Matt Pickens	7	7	690	0	0
Dillon Powers	3	2	172	0	0
Steve Rammel	5	5	333	0	0
Martin Rivero	1	1	61	0	0
Zizi Roberts	2	1	114	0	0
Vicente Sanchez	1	0	29	0	0
Diego Serna	1	0	11	0	0
Musa Shannon	1	0	17	0	0
Axel Sjoberg	4	4	390	0	0
Jamie Smith	3	3	284	0	0
Jeff Stewart	1	0	10	0	0
Nathan Sturgis	1	1	85	0	0
Gary Sullivan	2	0	14	0	0
Hendry Thomas	1	1	90	0	0
Wells Thompson	6	4	397	0	0
Rick Titus	2	2	161	0	0
Gabriel Torres	1	1	90	0	0
David Vaudreuil	7	7	627	0	0
Peter Vermes	9	9	780	0	0
Anthony Wallace	4	4	333	0	0
Daniel Wasson	1	1	90	0	0
Jared Watts	4	4	390	0	0
Chris Wingert	3	2	272	0	0
Marvell Wynne	8	7	695	0	0
Own-goals received				1	
Team totals	39	39	3681	35	41
Opponent totals	39	39	3681	55	59

RAPIDS INDIVIDUAL GOALKEEPING

GOALKEEPER	GP	GS	SV	GA	GAA	SO
Tim Howard	2	2	4	1	0.43	1
Matt Pickens	7	7	23	7	0.91	3
Marcus Hahnemann	7	7	34	7	1.00	2
Joe Cannon	10	10	36	16	1.50	2
Zac MacMath	2	2	6	3	1.50	0
David Kramer	8	8	36	14	1.70	2
Clint Irwin	1	1	2	2	2.00	0
Ian Feuer	2	2	7	5	2.50	0
Team totals	39	39	148	55	1.34	10
Opponent totals	39	39	144	35	0.86	16



COLORADO RAPIDS

CAREER POSTSEASON STATISTICS FOR CURRENT COLORADO RAPIDS PLAYERS

UNF	POS	PLAYER	GP	GS	MIN	G	A	SHT	SOG	PKG	PKA	SKG	SKA	FC	FS	OFF	CK	C	E
6	D	Lalas Abubakar	4	1	92	0	0	0	0	0	0	0	0	2	0	0	0	0	0
10	D-M	Kellyn Acosta	6	5	494	0	0	5	1	0	0	0	0	7	6	0	5	2	0
33	D	Steven Beitashour	17	17	1482	0	2	1	0	0	0	0	0	12	25	2	0	1	0
9	F	Nicolas Benezet	4	4	273	1	0	8	4	0	0	0	0	5	6	0	0	0	0
7	F	Jonathan Lewis	1	0	1	0	0	0	0	0	0	0	0	0	0	0	0	0	0
20	M	Nicolas Mezquida	3	0	26	2	0	2	2	0	0	0	0	0	0	0	0	0	0
3	D	Drew Moor	24	22	2123	0	0	9	4	0	0	1	1	15	22	0	0	2	1
2	D	Keegan Rosenberry	2	2	155	0	0	0	0	0	0	0	0	0	1	1	0	0	0
11	F	Diego Rubio	4	3	288	2	1	6	3	0	0	0	0	6	6	2	0	4	0
5	D	Auston Trusty	1	1	90	0	0	0	0	0	0	0	0	2	0	0	0	0	0
32	M	Collen Warner	2	1	96	0	0	1	0	0	0	0	0	1	3	0	0	0	0

UNF	POS	GOALKEEPER	GP	GS	MIN	SHTS	SV	GA	GAA	PKG	PKA	SKG	SKA	W	L	T	SO
1	GK	Clint Irwin	7	7	690	4	15	8	1.04	0	0	5	6	4	2	1	3



COLORADO RAPIDS

COLORADO RAPIDS INDIVIDUAL HIGH GAMES (2020)

Goals				
2	Diego Rubio	09/12/2020	at RSL	W 5-0
Assists				
2	Younes Namli	09/12/2020	at RSL	W 5-0
2	Jack Price	09/23/2020	vs. SJ	W 5-0
Shots				
5	Kei Kamara	02/29/2020	at DC	W 2-1
5	Younes Namli	09/09/2020	vs. HOU	T 1-1
5	Diego Rubio	09/09/2020	vs. HOU	T 1-1
Shots on Goal				
3	Younes Namli	09/09/2020	vs. HOU	T 1-1
3	Andre Shinyashiki	09/23/2020	vs. SJ	W 5-0
Fouls Committed				
4	Collen Warner	09/05/2020	at SJ	T 1-1
Fouls Suffered				
5	Nicolas Benezet	07/12/2020	at RSL	L 0-2
5	Diego Rubio	07/17/2020	at KC	L 2-3
Offside				
2	Diego Rubio	07/17/2020	at KC	L 2-3
2	Nicolas Benezet	09/19/2020	at LA	W 2-0
2	Jonathan Lewis	09/19/2020	at LA	W 2-0
2	Diego Rubio	10/24/2020	at KC	L 0-4
Saves				
8	William Yarbrough	10/24/2020	at KC	L 0-4
Shots Faced				
12	William Yarbrough	10/24/2020	at KC	L 0-4
Goals Allowed				
4	William Yarbrough	08/22/2020	vs. RSL	L 1-4
4	Clint Irwin	09/16/2020	at DAL	L 1-4
4	William Yarbrough	10/24/2020	at KC	L 0-4

COLORADO RAPIDS INDIVIDUAL POSTSEASON HIGH GAMES (1996-2016)

Goals				
2	Paul Bravo	10/08/1997	vs. KC	W 3-2
2	Paul Bravo	09/24/2000	at KC	L 2-3
2	Nicolas Hernandez	10/28/2006	at DAL	W 3-2
Assists				
2	Chris Henderson	10/04/1997	at KC	W 3-0
2	Terry Cooke	10/29/2005	at DAL	W 2-2
2	Kyle Beckerman	10/28/2006	at DAL	W 3-2
Shots				
7	Clint Mathis	10/28/2006	at DAL	W 3-2
7	Omar Cummings	10/27/2011	vs. CLB	W 1-0
Shots on Goal				
5	Jorge Dely Valdes	10/17/1999	at LA	L 0-3
Fouls Committed				
7	Pablo Mastroeni	09/25/2002	at DAL	L 2-4
Fouls Suffered				
7	Chris Henderson	10/26/1997	at DC	L 1-2
Offside				
5	Steve Rammel	10/26/1997	at DC	L 1-2
Saves				
12	Joe Cannon	10/29/2005	at DAL	W 2-2
Shots Faced				
14	Joe Cannon	10/29/2005	at DAL	W 2-2
Goals Allowed				
4	David Kramer	09/25/2002	at DAL	L 2-4
4	David Kramer	10/05/2002	at LA	L 0-4

TEAM HIGH GAMES (2020)

Goals				
5	09/12/2020	at RSL	W 5-0	
5	09/23/2020	vs. SJ	W 5-0	
Assists				
5	09/12/2020	at RSL	W 5-0	
5	09/23/2020	vs. SJ	W 5-0	
Shots				
25	09/09/2020	vs. HOU	T 1-1	
Shots on Goal				
10	11/01/2020	vs. SEA	W 3-1	
Fouls Committed				
16	10/28/2020	at MIN	L 1-2	
16	11/04/2020	at POR	W 1-0	
Fouls Suffered				
15	07/17/2020	at KC	L 2-3	
15	07/22/2020	vs. MIN	T 2-2	
15	09/05/2020	at SJ	T 1-1	
Corner Kicks				
12	09/09/2020	vs. HOU	T 1-1	
Offside				
4	09/19/2020	at LA	W 2-0	
Saves				
8	10/24/2020	at KC	L 0-4	
Shots Faced				
12	10/24/2020	at KC	L 0-4	
Goals Allowed				
4	08/22/2020	vs. RSL	L 1-4	
4	09/16/2020	at DAL	L 1-4	
4	10/24/2020	at KC	L 0-4	

TEAM POSTSEASON HIGH GAMES (1996-2016)

Goals				
3	10/04/1997	at KC	W 3-0	
3	10/08/1997	vs. KC	W 3-2	
3	10/28/2006	at DAL	W 3-2	
Assists				
6	10/08/1997	vs. KC	W 3-2	
Shots				
27	10/28/2006	at DAL	W 3-2	
Shots on Goal				
10	10/08/1997	vs. KC	W 3-2	
10	10/26/1997	at DC	L 1-2	
Fouls Committed				
28	10/28/2006	at DAL	W 3-2	
Fouls Suffered				
25	09/28/2002	vs. DAL	W 1-0	
Corner Kicks				
12	10/28/2006	at DAL	W 3-2	
Offside				
8	10/26/1997	at DC	L 1-2	
8	10/28/2006	at DAL	W 3-2	
Saves				
12	10/29/2005	at DAL	W 2-2	
Shots Faced				
14	10/29/2005	at DAL	W 2-2	
Goals Allowed				
4	09/25/2002	at DAL	L 2-4	
4	10/05/2002	at LA	L 0-4	

TEAM LOW GAMES (2020)

Shots				
5	10/24/2020	at KC	L 0-4	
Shots on Goal				
2	08/22/2020	vs. RSL	L 1-4	
2	10/24/2020	at KC	L 0-4	
Fouls Committed				
4	09/19/2020	at LA	W 2-0	
Fouls Suffered				
3	11/01/2020	vs. SEA	W 3-1	
Corner Kicks				
0	08/29/2020	vs. KC	T 1-1	
Offside				
0	6 times			
Saves				
0	11/04/2020	at POR	W 1-0	
Shots Faced				
0	11/04/2020	at POR	W 1-0	

TEAM POSTSEASON LOW GAMES (1996-2016)

Shots				
5	11/05/2006	at HOU	L 1-3	
Shots on Goal				
0	11/27/2016	vs. SEA	L 0-1	
Fouls Committed				
6	11/13/2010	vs. SJ	W 1-0	
Fouls Suffered				
6	10/28/2010	vs. CLB	W 1-0	
Corner Kicks				
1	11/21/2010	at DAL	W 2-1	
Offside				
0	7 times			
Saves				
1	11/05/2006	at HOU	L 1-3	
1	11/13/2010	vs. SJ	W 1-0	
1	11/06/2016	vs. LA	W 1-0	
Shots Faced				
1	11/13/2010	vs. SJ	W 1-0	
1	11/06/2016	vs. LA	W 1-0	



COLORADO RAPIDS

2020 COLORADO RAPIDS STATISTICS (8-6-4, 28 pts.)

UNF	POS	PLAYER	GP	GS	MIN	G	A	SHT	SOG	FC	FS	OFF	CK	C	E
26	M	Cole Bassett	14	12	982	5	5	22	9	10	10	2	10	1	0
7	F	Jonathan Lewis	18	7	706	5	0	27	10	6	9	3	0	2	0
99	F	Andre Shinyashiki	15	13	1034	4	1	33	18	18	19	3	0	2	0
11	F	Diego Rubio	16	12	1039	3	4	24	7	18	29	5	0	3	0
23	F	*Kei Kamara	9	5	522	3	1	17	5	6	5	1	0	1	0
21	M	Younes Namli	17	16	1272	2	4	23	10	16	22	1	6	2	0
10	M	Kellyn Acosta	15	14	1150	2	1	27	11	14	12	0	0	5	0
13	D	Sam Vines	18	18	1620	1	3	3	1	7	9	0	0	0	0
2	D	Keegan Rosenberry	17	16	1361	1	2	14	5	17	6	1	0	0	0
52	M	Braian Galvan	9	2	246	1	1	8	2	3	9	0	0	0	0
20	F	Nicolas Mezquida	17	2	463	1	1	18	7	5	7	0	0	1	0
6	D	Lalas Abubakar	17	17	1515	1	0	4	1	21	4	1	0	5	0
3	D	Drew Moor	8	5	487	1	0	4	2	4	7	1	0	2	0
19	M	Jack Price	16	14	1318	0	5	5	2	13	5	1	66	4	1
9	F	Nicolas Benezet	12	5	489	0	3	9	3	9	15	3	4	1	0
18	D	Jeremy Kelly	8	2	246	0	1	1	0	2	4	0	0	0	0
5	D	Auston Trusty	8	5	525	0	1	3	1	7	3	0	0	0	0
1	G	Clint Irwin	4	4	360	0	0	0	0	1	0	0	0	1	0
28	F	Sam Nicholson	2	2	174	0	0	3	0	2	3	2	0	0	0
32	M	Collen Warner	7	4	263	0	0	1	0	11	1	0	0	1	0
4	D	Danny Wilson	9	9	742	0	0	2	1	11	3	1	0	1	1
50	G	William Yarbrough	14	14	1260	0	0	0	0	0	3	0	0	0	0
22	D	Sebastian Anderson	0	0	0	0	0	0	0	0	0	0	0	0	0
33	D	Steven Beitashour	0	0	0	0	0	0	0	0	0	0	0	0	0
24	D	Kortne Ford	0	0	0	0	0	0	0	0	0	0	0	0	0
29	F	Matt Hundley	0	0	0	0	0	0	0	0	0	0	0	0	0
12	F	Niki Jackson	0	0	0	0	0	0	0	0	0	0	0	0	0
15	G	Andre Rawls	0	0	0	0	0	0	0	0	0	0	0	0	0
30	G	Abraham Rodriguez	0	0	0	0	0	0	0	0	0	0	0	0	0
14	D	Abdul Rwatubyaye	0	0	0	0	0	0	0	0	0	0	0	0	0
16	M	Will Vint	0	0	0	0	0	0	0	0	0	0	0	0	0
27	D	Deklan Wynne	0	0	0	0	0	0	0	0	0	0	0	0	0
		Own-goals received				2									
		Team totals	18	18	1620	32	33	248	95	201	198	25	86	32	2
		Opponent totals	18	18	1620	28	21	251	91	198	201	22	91	42	3

GAME-WINNING GOALS: Diego Rubio 2, Cole Bassett 2, Keegan Rosenberry 1, Drew Moor 1

Jonathan Lewis 1, Kellyn Acosta 1

GAME-WINNING ASSISTS: Diego Rubio 2, Jack Price 2, Sam Vines 1, Younes Namli 1, Cole Bassett 1

PENALTY KICK GOALS/ATTEMPTS: None

COLORADO RAPIDS INDIVIDUAL GOALKEEPING

UNF	POS	GOALKEEPER	GP	GS	MIN	SHTS	SV	GA	GAA	PG	PA	W	L	T	SO
50	G	William Yarbrough	14	14	1260	69	48	20	1.43	2	2	6	4	4	4
1	G	Clint Irwin	4	4	360	22	14	8	2.00	0	1	2	2	0	0
		Team totals	18	18	1620	91	62	28	1.56	2	3	8	6	4	4
		Opponent totals	18	18	1620	95	64	32	1.78	0	0	6	8	4	2

* = Played with other teams in 2020. Only Colorado Rapids statistics listed here.



COLORADO RAPIDS

COLORADO RAPIDS 2020 SCHEDULE

DAY	DATE	OPPONENT	RESULT	ATT.	W-L-T	POS.	PTS	NOTES:
Sat.	Feb. 29	at D.C. United	W 2-1	16,932	1-0-0	T1	3	COL: Kamara (67) Lewis (92+); DC: Canouse (60)
Sat.	Mar. 7	Orlando City SC	W 2-1	13,062	2-0-0	T1	6	COL: Namli (64) Moor (90); ORL: Mueller (82)
Sun.	July 12	at Real Salt Lake	L 0-2		2-1-0	T2	6	RSL: Rusnak (27) Kreilach (76)
Fri.	July 17	at Sporting KC	L 2-3		2-2-0	T3	6	COL: Acosta (6) Lewis (84); KC: Shelton (65) Pulido (72) Zusi (91+)
Wed.	July 22	Minnesota	T 2-2		2-2-1	7	7	COL: Kamara (19) Lewis (59); MIN: Finlay (36,43)
Sat.	Aug. 22	Real Salt Lake	L 1-4		2-3-1	8	7	COL: own goal (38); RSL: Kreilach (57) Chang (76) Baird (85) Meram (89)
Wed.	Aug. 26	at FC Dallas				T8		postponed
Sat.	Aug. 29	Sporting KC	T 1-1		2-3-2	T8	8	COL: Bassett (57); KC: Busio (67)
Sat.	Sept. 5	at San Jose	T 1-1		2-3-3	T10	9	COL: Kamara (81); SJ: Wondolowski (59)
Wed.	Sept. 9	Houston	T 1-1		2-3-4	T9	10	COL: Abubakar (96+); HOU: Ramirez (46)
Sat.	Sept. 12	at Real Salt Lake	W 5-0		3-3-4	T8	13	COL: Rubio (3,10) Vines (49) Galvan (55) Bassett (88)
Wed.	Sept. 16	at FC Dallas	L 1-4		3-4-4	10	13	COL: Shinyashiki (63); DAL: Mosquera (41,57,78) Jara (49)
Sat.	Sept. 19	at LA Galaxy	W 2-0		4-4-4	6	16	COL: Bassett (40) Lewis (78)
Wed.	Sept. 23	San Jose	W 5-0		5-4-4	T4	19	COL: Bassett (35) Lewis (50) own goal (70) Mezquida (79) Shinyashiki (84)
Sun.	Sept. 27	Sporting KC				T5		postponed
Sat.	Oct. 3	at Portland				6		postponed
Wed.	Oct. 7	Los Angeles FC				T8		postponed
Sat.	Oct. 10	LA Galaxy				T8		postponed
Wed.	Oct. 14	at Seattle				T10		postponed
Sun.	Oct. 18	Real Salt Lake				11		postponed
Wed.	Oct. 21	Sporting KC				11		postponed
Sat.	Oct. 24	at Sporting KC	L 0-4		5-5-4	11	19	KC: Pulido (54) Fontas (67) Kinda (88) Fernandes (93+)
Wed.	Oct. 28	at Minnesota	L 1-2		5-6-4	11	19	COL: Shinyashiki (69); MIN: Lod (44) own goal (89)
Sun.	Nov. 1	Seattle	W 3-1		6-6-4	T9	22	COL: Shinyashiki (11) Rosenberry (42) Bassett (75); SEA: Morris (22)
Wed.	Nov. 4	at Portland	W 1-0		7-6-4	8	25	COL: Acosta (83)
Sun.	Nov. 8	at Houston	W 2-1		8-6-4	8	28	COL: Namli (61) Rubio (93+); HOU: Manotas (69)



COLORADO RAPIDS

COLORADO RAPIDS – GAME-BY-GAME

#	Player	1	2	3	4	5	6	7	8	9	10	11	12	13	14	15	16	17	18	
		DC	ORL	RSL	KC	MIN	RSL	KC	SJ	HOU	RSL	DAL	LA	SJ	KC	MIN	SEA	POR	HOU	
		2-1	2-1	0-2	2-3	2-2	1-4	1-1	1-1	1-1	5-0	1-4	2-0	5-0	0-4	1-2	3-1	1-0	2-1	
1	Clint Irwin	90G	90G	90G	90G	90D	90D	90D	90D	90D	65D	72D	90D	60D	75D	90D	90D	90D	90D	9
2	Keegan Rosenberry	90D	90D	90D	90D	90D	90D	90D	90D	90D	90D	90D	90D	22	90D	90D	10	5		
3	Drew Moor	90D	90D	90D	90D	90D	90D	90D	90D	90D	90D	90D	90D	90D	90D	90D	90D	90D	90D	
4	Danny Wilson	61D	83D	90D	90D	90D	90D	90D	90D	90D	90D	90D	90D	90D	90D	90D	90D	90D	90D	
5	Auston Trusty	28	90D	90D	90D	90D	90D	90D	90D	90D	90D	90D	90D	90D	90D	90D	90D	90D	90D	
6	Lalas Abubakar	90D	90D	90D	90D	90D	90D	90D	90D	90D	90D	90D	90D	90D	90D	90D	90D	90D	90D	
7	Jonathan Lewis	5	1	16	17	35	90M	31	26	75M	25	66M	81M	68M	15	58F	1	32	64M	
9	Nicolas Benezet	83M	62F	55M	90M	90M	90M	59M	90M	84M	77M	90M	90M	60M	90F	90F	89F	90F	26	
10	Kellyn Acosta	90M	90M	73M	90M	90M	90M	90M	90M	90M	90M	90M	90M	90M	90M	90M	90M	90M	90M	
11	Diego Rubio	10	28	16	73F	82F	90F	90F	64F	75M	65F	61F								
12	Niki Jackson	90D	90D	90D	90D	90D	90D	90D	90D	90D	90D	90D	90D	90D	90D	90D	90D	90D	90D	
13	Sam Vines	90D	90D	90D	90D	90D	90D	90D	90D	90D	90D	90D	90D	90D	90D	90D	90D	90D	90D	
14	Abdul Rwatubyaye	90D	90D	90D	90D	90D	90D	90D	90D	90D	90D	90D	90D	90D	90D	90D	90D	90D	90D	
15	Andre Rawls	90D	90D	90D	90D	90D	90D	90D	90D	90D	90D	90D	90D	90D	90D	90D	90D	90D	90D	
16	Will Vint	90D	90D	90D	90D	90D	90D	90D	90D	90D	90D	90D	90D	90D	90D	90D	90D	90D	90D	
18	Jeremy Kelly	74D	90M	90M	73M	90M	90M	90M	90M	90M	90M	90M	90M	90M	90M	90M	90M	90M	90M	
19	Jack Price	90M	90M	90M	73M	90M	90M	90M	90M	90M	90M	90M	90M	90M	90M	90M	90M	90M	90M	
20	Nicolas Mezquida	26	18	7	36	35	71M	31	6	13	29	9	30	62	11	18	16	45M		
21	Younes Namli	64M	72M	90M	73F	89M	90M	89F	75F	90M	54M	61M	60M	75M	88M	72M	85M	45		
22	Sebastian Anderson	90F	90F	90F	17	90F	7	22	26	90F										
23	Kei Kamara	90F	90F	90F	17	90F	7	22	26	90F										
24	Kortne Ford	90F	90F	90F	17	90F	7	22	26	90F										
26	Cole Bassett	54M	8	54M	8	68M	89F	15	90M	61M	90M	90M	90M	90M	90M	90M	90M	90M	90M	
27	Deklan Wynne	90M	89M	90M	89M	90M	89M	90M	89M	90M	89M	90M	89M	90M	89M	90M	89M	90M	89M	
28	Sam Nicholson	85M	89M	90M	89M	90M	89M	90M	89M	90M	89M	90M	89M	90M	89M	90M	89M	90M	89M	
29	Matt Hundley	90M	89M	90M	89M	90M	89M	90M	89M	90M	89M	90M	89M	90M	89M	90M	89M	90M	89M	
30	Abraham Rodriguez	90M	89M	90M	89M	90M	89M	90M	89M	90M	89M	90M	89M	90M	89M	90M	89M	90M	89M	
32	Collen Warner	17	55M	90M	89M	90M	89M	90M	89M	90M	89M	90M	89M	90M	89M	90M	89M	90M	89M	
33	Steven Beitashour	90G	90G	90G	90G	90G	90G	90G	90G	90G	90G	90G	90G	90G	90G	90G	90G	90G	90G	
50	William Yarbrough	90G	90G	90G	90G	90G	90G	90G	90G	90G	90G	90G	90G	90G	90G	90G	90G	90G	90G	
52	Braian Galvan	1	1	15	36	29	30	68M	1	65M										
99	Andre Shinyashiki	80M	62M	74M	19	59F	64M	77M	29	81F	90F	66M	79F	90F	74F	90F				

"00" = 100 minutes played
F/M/D/G = starting position



COLORADO RAPIDS

COLORADO RAPIDS – GAME-BY-GAME LOG

Game #1	02/29/2020	COL 2 at DC 1	W	Kamara 1 (Price 1, Rosenberry 1) 67; Lewis 1 (Rubio 1) 92+ Namlı 1 (Rosenberry 2) 64; Moor 1 (Price 2) 90
Game #2	03/07/2020	COL 2 vs ORL 1	W	
Game #3	07/12/2020	COL 0 at RSL 2	L	
Game #4	07/17/2020	COL 2 at KC 3	L	
Game #5	07/22/2020	COL 2 vs MIN 2	T	Acosta 1 (Bassett 1, Benezet 1) 6; Lewis 2 (Kamara 1) 84
Game #6	08/22/2020	COL 1 vs RSL 4	L	Kamara 2 (Benezet 2) 19; Lewis 3 (unassisted) 59 own goal (Herrera) 38
Game #7	08/29/2020	COL 1 vs KC 1	T	Bassett 1 (Namlı 1) 57
Game #8	09/05/2020	COL 1 at SJ 1	T	Kamara 3 (Bassett 2) 81
Game #9	09/09/2020	COL 1 vs HOU 1	T	Abubakar 1 (Vines 1) 96+
Game #10	09/12/2020	COL 5 at RSL 0	W	Rubio 1 (unassisted) 3; Rubio 2 (Namlı 2) 10; Vines 1 (Namlı 3) 49; Galvan 1 (Bassett 3, Rubio 2) 55 Bassett 2 (Kelly 1) 88
Game #11	09/16/2020	COL 1 at DAL 4	L	Shinyashiki 1 (Mezquida 1) 63
Game #12	09/19/2020	COL 2 at LA 0	W	Bassett 3 (Vines 2) 40; Lewis 4 (Galvan 1, Shinyashiki 1) 78
Game #13	09/23/2020	COL 5 vs SJ 0	W	Bassett 4 (Price 3) 35; Lewis 5 (Acosta 1, Price 4) 50; own goal (Thompson) 70; Mezquida 1 (Trusty 1) 79 Shinyashiki 2 (Bassett 4) 84
Game #14	10/24/2020	COL 0 at KC 4	L	
Game #15	10/28/2020	COL 1 at MIN 2	L	Shinyashiki 3 (Rubio 3) 69
Game #16	11/01/2020	COL 3 vs SEA 1	W	Shinyashiki 4 (Vines 3, Benezet 3) 11; Rosenberry 1 (unassisted) 42; Bassett 5 (Price 5) 75
Game #17	11/04/2020	COL 1 at POR 0	W	Acosta 2 (Rubio 4, Namlı 4) 83
Game #18	11/08/2020	COL 2 at HOU 1	W	Namlı 2 (unassisted) 61; Rubio 3 (Bassett 5) 93+



COLUMBUS CREW SC

2020 RECORD

	GP	W-L-T	PTS	GF	GA
Crew SC	23	12-6-5	41	36	21

RECORD at MAPFRE STADIUM

	GP	W-L-T	PTS	GF	GA
	10	9-1-0	27	20	6

RECORD on road

	GP	W-L-T	PTS	GF	GA
	10	0-5-5	5	9	15

RECORD at the half

	W	L	T
LEADING	8	1	1
TIED	4	3	1
TRAILING	0	2	3

RECORD with the first goal

	W	L	T
SCORING	12	1	1
CONCEDING	0	5	3

TEAM COMPARISONS

	FOR	AGAINST
GOALS SCORED	1.57 (10th)	0.91 (2nd)
TOTAL SHOTS	10.91 (20th)	12.04 (14th)
SHOTS ON GOAL	3.96 (20th)	3.52 (1st)
SHOOTING ACCURACY	36.3% (14th)	29.2% (1st)
SCORING %AGE	14.3% (5th)	7.6% (3rd)
FOULS	13.39 (7th)	14.39 (24th)
CORNER KICKS	4.87 (13th)	4.65 (11th)
OFFSIDE	1.78 (13th)	1.17 (4th)

GOALS SCORED IN GAME

GP	0	1	2	3	4+	TOT	AVG
23	3	9	7	3	1	36	1.57

GOALS ALLOWED IN GAME

GP	0	1	2	3	4+	TOT	AVG
23	9	8	5	1	0	21	0.91

GOALS BY INTERVALS

TOT	0-15	16-30	31-45+	46-60	61-75	76-90+
FOR	36	0	7	6	11	6
AGAINST	21	2	3	3	8	4

WHERE THE GOALS COME FROM

	FOR	AGAINST
GOALS SCORED	36	21
MINUTES PER GOAL	58	99

HOW SCORED

RIGHT FOOT	16	13
LEFT FOOT	17	6
HEADERS	3	2
OTHER	0	0


TYPE OF PLAY

OPEN PLAY	23	7
CROSS	5	4
CORNER	2	1
REBOUND	2	2
PENALTIES	1	6
DIRECT FROM FREE KICK	1	0
FREE KICK (INDIRECT)	0	1
OWN GOALS	2	0

DISTANCE

INSIDE GOAL AREA	6	2
INSIDE PENALTY AREA	25	17
OUTSIDE PENALTY AREA	5	2

PRIMARY TEAM





COLUMBUS CREW SC

No.	Player	Pos	Ht	Wt	Birthdate	Birthplace	2020				CAREER			
							GP	GS	G	A	GP	GS	G	A
1	Eloy Room	GK	6-3	179	02/06/1989	Nijmegen, Netherlands	17	17	0	0	29	29	0	0
MLS Season: 2. Last club: PSV Eindhoven (Netherlands). International: Curacao 34/0														
2	Chris Cadden	DF	6-0	168	09/19/1996	Bellshill, Scotland	8	3	0	1	8	3	0	1
MLS Season: 1. Last club: Motherwell FC (Scotland). International: Scotland 2/0														
3	Josh Williams	DF	6-2	185	04/18/1988	Akron, OH	12	11	0	1	174	154	9	6
MLS Season: 11. Last club: Toronto FC. College: Cleveland State														
4	Jonathan Mensah	DF	6-2	183	07/13/1990	Accra, Ghana	23	23	0	0	100	97	3	1
MLS Season: 4. Last club: Anzhi Makhachkala (Russia). International: Ghana 61/1														
5	Vito Wormgoor	DF	6-2	179	11/16/1988	Leersum, Netherlands	2	2	0	0	2	2	0	0
MLS Season: 1. Last club: Brann Bergen (Norway)														
6	Darlington Nagbe	MF	5-9	170	07/19/1990	Monrovia, Liberia	15	14	1	1	285	272	30	38
Designated Player. MLS Season: 10. Last club: Atlanta United. 2011 SuperDraft: Round 1, Pick 2 (Akron). International: USA 25/1.														
7	Pedro Santos	MF	5-6	139	04/22/1988	Lisbon, Portugal	22	22	6	8	94	89	18	23
MLS Season: 4. Last club: Sporting Clube de Braga (Portugal)														
8	Artur	MF	5-11	154	03/11/1996	Brumado, Bahia, Brazil	22	20	2	4	108	99	2	9
MLS Season: 4. Last club: Sao Paulo FC (Brazil)														
9	Fanendo Adi	FW	6-4	185	10/10/1990	Benue State, Nigeria	11	1	0	0	149	110	55	14
MLS Season: 7. Last club: FC Cincinnati														
10	Lucas Zelarayan	MF	5-9	154	06/20/1992	Cordoba, Argentina	16	12	6	4	16	12	6	4
Designated Player. MLS Season: 1. Last club: Tigres UANL														
11	Gyasi Zardes	FW	6-1	187	09/02/1991	Los Angeles, CA	21	20	12	4	213	197	78	23
Designated Player. MLS Season: 8. Last club: LA Galaxy. College: Cal State-Bakersfield. International: USA 56/12														
12	Luis Diaz	MF	5-11	159	12/06/1998	Nicoya, Costa Rica	21	14	0	3	34	23	2	7
MLS Season: 2. Last club: CS Herediano (Costa Rica) International: Costa Rica 3/0														
13	Andrew Tarbell	GK	6-3	194	10/07/1993	Mandeville, LA	7	6	0	0	48	46	0	0
MLS Season: 5. Last club: San Jose Earthquakes. 2016 SuperDraft: Round 1, Pick 8 (Clemson)														
14	Waylon Francis	DF	5-9	160	09/20/1990	Puerto Limon, Costa Rica	4	2	0	0	115	98	0	19
MLS Season: 7. Last club: Seattle Sounders FC. International: Costa Rica 6/0														
16	Hector Jimenez	MF	5-9	145	11/03/1988	Huntington Park, CA	8	4	0	1	176	118	6	25
MLS Season: 10. Last club: LA Galaxy. 2011 SuperDraft: Round 2, Pick 34 (California)														
17	Jordan Hamilton	FW	6-0	185	03/17/1996	Scarborough, ON, Canada	2	0	0	0	59	28	11	3
MLS Season: 7. Last club: Toronto FC. International: Canada 2/0														
18	Sebastian Berhalter	MF	5-9	155	05/10/2001	London, England	9	4	0	0	9	4	0	0
Homegrown Player. MLS Season: 1.														
19	Milton Valenzuela	DF	5-6	145	08/13/1998	Rosario, Argentina	19	17	0	3	49	46	1	9
MLS Season: 3. Last club: Newell's Old Boys (Argentina)														
20	Emmanuel Boateng	MF	5-6	150	01/17/1994	Accra, Ghana	10	3	0	1	121	68	9	14
MLS Season: 5. Last club: D.C. United. College: California-Santa Barbara														
21	Aidan Morris	MF	5-10	158	11/16/2001	Fort Lauderdale, FL	10	2	0	0	10	2	0	0
Homegrown Player. MLS Season: 1														
22	Derrick Etienne Jr.	MF	5-10	160	11/25/1996	Richmond, VA	21	8	1	2	86	32	7	6
Homegrown Player. MLS Season: 5. Last club: New York Red Bulls. College: Virginia. International: Haiti 22/3														
23	Grant Lillard	DF	6-4	195	12/05/1995	Hinsdale, IL	0	0	0	0	12	8	0	0
Homegrown Player. MLS Season: 3. Last club: Inter Miami CF. College: Indiana														
24	Jon Kempin	GK	6-1	175	04/08/1993	Overland Park, KS	0	0	0	0	22	21	0	0
Homegrown Player. MLS Season: 11. Last club: LA Galaxy.														
25	Harrison Afful	DF	5-6	135	07/24/1986	Tema, Ghana	21	20	1	2	138	134	6	16
MLS Season: 6. International: Ghana 83/0. Last club: Esperance Sportive de Tunis (Tunisia)														
26	Fatai Alashe	MF	6-0	175	10/21/1993	Southfield, MI	11	6	1	0	107	79	7	3
MLS Season: 6. Last club: FC Cincinnati. 2015 SuperDraft: Round 1, Pick 4 (Michigan State)														
27	Miguel Berry	FW	6-3	180	09/16/1997	Barcelona, Spain	0	0	0	0	0	0	0	0
MLS Season: 1. 2020 SuperDraft: Round 1, Pick 7 (San Diego)														
28	Matt Lampson	GK	6-3	200	09/06/1989	Cleveland, TN	0	0	0	0	61	59	0	0
MLS Season: 9. Last club: LA Galaxy. College: Ohio State														
29	Krisztian Nemeth	FW	5-11	165	01/05/1989	Gyor, Hungary	4	2	1	0	86	54	21	12
MLS Season: 5. Last club: DAC Dunajska Streda (Slovakia). International: Hungary 37/4														
30	Aboubacar Keita	DF	6-2	180	04/06/2000	New York, NY	11	10	0	0	21	18	0	0
Homegrown Player. MLS Season: 2. College: Virginia														
34	Youness Mokhtar	MF	5-10	165	08/29/1991	Utrecht, Netherlands	19	10	3	1	27	15	4	1
MLS Season: 2. Last club: Stabaek (Norway)														

HEAD COACH : Caleb Porter

02/18/1975

W90 L72 T65



COLUMBUS CREW SC PLAYOFF HISTORY

vs. Team	No. of Series	Series W-L	GP	W-L-T	OT	ShO	GF	GA	Mtg.	Round	Last	Series Result
Atlanta	1	1-0	1	1-0-0	1-0-0	1-0	0	0	2017	Wild Card		Won 1 games to 0
Chicago	1	1-0	1	1-0-0	0-0-0	0-0	2	1	2008	Semifinals		Won 1 games to 0
Colorado	2	0-2	3	1-3-0	1-1-0	0-0	2	3	2011	Wild Card		Lost 1 games to 0
D.C. United	4	1-3	9	2-6-1	0-0-1	0-0	14	20	2018	Wild Card		Won Series Tie-Breaker
Kansas City	1	1-0	2	1-0-1	0-0-0	0-0	3	1	2008	Quarterfinals		Won 1 games to 0
Montreal	1	1-0	2	1-1-0	1-0-0	0-0	4	3	2015	Quarterfinals		Won Series Tie-Breaker
New England	3	0-3	7	0-4-3	0-0-2	0-0	6	12	2014	Quarterfinals		Lost 2 games to 0
New York Red Bull	4	3-1	7	5-2-0	0-0-0	1-0	12	9	2018	Quarterfinals		Lost Series Tie-Breaker
New York City FC	1	1-0	2	1-1-0	0-0-0	0-0	4	3	2017	Quarterfinals		Won Series Tie-Breaker
Portland	1	0-1	1	0-1-0	0-0-0	0-0	1	2	2015	MLS Cup '15		Lost MLS Cup '15
Real Salt Lake	1	0-1	2	0-2-0	0-0-0	0-0	2	4	2009	Quarterfinals		Lost 2 games to 0
San Jose	2	1-1	4	2-2-0	0-0-0	0-0	5	8	2002	Quarterfinals		Won 6 pts. to 0
Tampa Bay	3	2-1	7	5-2-0	0-0-0	0-0	11	8	1999	East Semifinals		Won 2 games to 0
Toronto FC	1	0-1	2	0-1-1	0-0-0	0-0	0	1	2017	Semifinals		Lost 1 games to 0
TOTALS	26	12-14	50	19-24-7	2-0-4	1-0	66	75				

COLUMBUS CREW SC -- ALL-TIME POSTSEASON RESULTS

DATE	OPPONENT	RESULT	ATT.	W-L-T	RD.	GOALS:
09/25/1996	Tampa Bay	L 0-2	20,807	0-1-0	QTR	TB: Lassiter (82,87)
09/28/1996	at Tampa Bay	W 2-1	13,009	1-1-0	QTR	CLB: Paz (1) McBride (58); TB: Lassiter (26)
10/02/1996	at Tampa Bay	L 1-4	6,871	1-2-0	QTR	CLB: McBride (35); TB: Vasquez (3) Lassiter (41,58) Pittman (55)
10/05/1997	at Tampa Bay	W 2-1	8,272	1-0-0	QTR	CLB: Farrell (11) Wood (83); TB: Gilmar (35)
10/08/1997	Tampa Bay	W 2-0	13,102	2-0-0	QTR	CLB: McBride (43) Warzycha (73)
10/12/1997	at D.C. United	L 2-3	11,820	2-1-0	SEM	CLB: Farrell (57) Dooley (73); DC: Sanneh (9,45) Diaz Arce (29)
10/15/1997	D.C. United	L 0-1	9,506	2-2-0	SEM	DC: Diaz Arce (47)
09/30/1998	MetroStars	W 5-3	10,996	1-0-0	QTR	CLB: McBride (9,12) Smith (33) Farrell (38) John (58); MET: Hurtado (53) Sorber (60) Joseph (80)
10/03/1998	at MetroStars	W 2-1	11,686	2-0-0	QTR	CLB: John (22); MET: Ramos (13)
10/11/1998	at D.C. United	L 0-2	17,755	2-1-0	SEM	DC: Sanneh (68) Etcheverry (78)
10/18/1998	D.C. United	W 4-2	13,193	3-1-0	SEM	CLB: McBride (8,47) Dooley (37) John (81); DC: Sanneh (65) Lassiter (77)
10/21/1998	at D.C. United	L 0-3	21,453	3-2-0	SEM	DC: Agoos (12) Lassiter (44,79)
10/17/1999	Tampa Bay	W 2-0	9,188	1-0-0	QTR	CLB: John (77,84)
10/22/1999	at Tampa Bay	W 2-0	14,392	2-0-0	QTR	CLB: West (23) Cunningham (88)
10/31/1999	at D.C. United	L 1-2	14,529	2-1-0	SEM	CLB: Cunningham (82); DC: Moreno (15) Olsen (72)
11/07/1999	D.C. United	W 5-1	12,778	3-1-0	SEM	CLB: Elcock (20) Cunningham (41) John (48,61,84); DC: Lassiter (7)
11/13/1999	at D.C. United	L 0-4	21,451	3-2-0	SEM	DC: Moreno (17) Lassiter (34,52) Etcheverry (86)
09/22/2001	San Jose	L 1-3	20,883	0-1-0	QTR	CLB: Warzycha (54); SJ: Donovan (5,45) Lagos (31)
09/26/2001	at San Jose	L 0-3	10,419	0-2-0	QTR	SJ: Lagos (9) Cerritos (68) Donovan (76)
09/25/2002	at San Jose	W 2-1	8,069	1-0-0	QTR	CLB: Buddle (38) Garcia (81); SJ: Donovan (54)
09/28/2002	San Jose	W 2-1	13,004	2-0-0	QTR	CLB: Garcia (50); McBride (81); SJ: Graziani (58)
10/06/2002	at New England	T 0-0 (OT)	11,387	2-0-1	SEM	
10/09/2002	New England	L 0-1	10,245	2-1-1	SEM	NE: Heaps (3)
10/12/2002	at New England	T 2-2 (OT)	9,216	2-1-2	SEM	CLB: McBride (80) Washington (85); NE: Ralston (17) Harris (47)
10/23/2004	at New England	L 0-1	5,679	0-1-0	QTR	NE: John (25)
10/31/2004	New England	T 1-1	15,224	0-1-1	QTR	CLB: Buddle (90); NE: Twellman (81)
11/01/2008	at Kansas City	T 1-1	10,385	0-0-1	QTR	CLB: Lenhart (90); KC: Arnaud (53)
11/08/2008	Kansas City	W 2-0	11,153	1-0-1	QTR	CLB: Evans (7) Rogers (57)
11/13/2008	Chicago	W 2-1	14,688	2-0-1	SEM	CLB: Marshall (49) Gaven (55); CHI: McBride (29)
11/23/2008	New York	W 3-1	27,000	3-0-1	FIN	CLB: Moreno (31) Marshall (53) Hejduk (82); NY: Wolyniec (51)
10/31/2009	at Real Salt Lake	L 0-1	11,499	0-1-0	QTR	RSL: Findley (88)
11/05/2009	Real Salt Lake	L 2-3	10,109	0-2-0	QTR	CLB: Schelotto (19,35); RSL: Morales (37) Findley (45) Williams (74)
10/28/2010	at Colorado	L 0-1	11,872	0-1-0	QTR	COL: Mastroeni (23)
11/06/2010	Colorado	W 2-1 (OT)	10,322	1-2-0	QTR	CLB: Gaven (22) Rogers (70); COL: Casey (84)
10/27/2011	at Colorado	L 0-1	7,803	0-1-0	WC	COL: Cummings (45)
11/01/2014	New England	L 2-4	9,074	0-1-0	QTR	CLB: Meram (64) Higuain (94+); NE: Davies (34,78) Tierney (51) Nguyen (70)
11/09/2014	at New England	L 1-3	20,184	0-2-0	QTR	CLB: Tchani (69); NE: Nguyen (43) Goncalves (55) Bunbury (77)
11/01/2015	at Montreal	L 1-2	17,655	0-1-0	QTR	CLB: Higuain (33); MTL: Bernier (37) Venegas (77)
11/08/2015	Montreal	W 3-1 (OT)	19,026	1-1-0	QTR	CLB: Kamara (4,111) Finlay (77); MTL: Duka (40)
11/22/2015	New York Red Bull	W 2-0	21,617	2-1-0	SEM	CLB: Meram (0:09) Kamara (85)
11/29/2015	at New York Red B	L 0-1	25,219	2-2-0	SEM	NYR: Abang (93+)
12/06/2015	Portland	L 1-2	21,747	2-3-0	FIN	CLB: Kamara (18); POR: Valeri (0:27) Wallace (7)



COLUMBUS CREW SC

DATE	OPPONENT	RESULT	ATT.	W-L-T	RD.	GOALS:
10/26/2017	at Atlanta	T 0-0 (OT)	67,221	0-0-1	WC	
10/31/2017	New York City FC	W 4-1	14,416	1-0-1	QTR	CLB: Kamara (6) Artur (58) Meram (69) Afful (93+); NYC: Villa (78)
11/05/2017	at New York City	L 0-2	23,246	1-1-1	QTR	NYC: Villa (16) Struna (53)
11/21/2017	Toronto FC	T 0-0	21,289	1-1-2	SEM	
11/29/2017	at Toronto FC	L 0-1	30,392	1-2-2	SEM	TOR: Altidore (60)
11/01/2018	at D.C. United	T 2-2 (OT)	20,600	0-0-1	WC	CLB: Higuain (30,96); DC: Brillant (21) DeLeon (116)
11/04/2018	New York Red Bull	W 1-0	12,892	1-0-1	QTR	CLB: Zardes (61)
11/11/2018	at New York Red B	L 0-3	22,789	1-1-1	QTR	NYR: Muyl (17) Royer (73,76)



ALL-TIME COLUMBUS CREW SC POSTSEASON STATISTICS (19-24-7, 62 PTS.)

PLAYER	GP	GS	MIN	G	A
Brian McBride	22	22	1933	9	3
Stern John	10	10	894	8	2
Federico Higuain	14	13	1303	4	5
Kei Kamara	5	5	480	4	0
Jeff Cunningham	17	12	1166	3	5
Jason Farrell	14	9	818	3	2
Justin Meram	15	15	1226	3	2
Guillermo Barros Schelot	7	7	623	2	7
Robert Warzycha	17	13	1268	2	5
Edson Buddle	7	4	371	2	2
Thomas Dooley	10	9	816	2	1
Freddy Garcia	5	5	470	2	1
Eddie Gaven	9	9	830	2	1
Chad Marshall	11	11	1019	2	0
Robbie Rogers	9	8	739	2	0
Ansil Elcock	14	12	1089	1	5
Alejandro Moreno	5	5	450	1	3
Brian West	16	6	618	1	2
Harrison Afful	13	13	1244	1	1
Ola Kamara	5	5	466	1	1
Artur	6	6	599	1	0
Brad Evans	4	4	360	1	0
Ethan Finlay	7	7	570	1	0
Frankie Hejduk	10	10	914	1	0
Steven Lenhart	6	2	212	1	0
Adrian Paz	3	2	106	1	0
Rob Smith	15	9	876	1	0
Tony Tchani	8	8	678	1	0
Dante Washington	5	2	264	1	0
A.J. Wood	3	1	100	1	0
Gyasi Zardes	3	3	300	1	0
Andy Williams	7	5	417	0	6
Brian Maisonneuve	17	16	1317	0	3
Todd Yeagley	17	16	1448	0	3
Mike Clark	22	22	1869	0	2
John DeBrito	5	5	395	0	2
Emmanuel Ekpo	7	3	256	0	2
Kyle Martino	6	3	333	0	2
Marcelo Carrera	4	2	185	0	1
Brian Carroll	8	8	744	0	1
Waylon Francis	7	7	643	0	1
Cedrick Mabwati	4	0	98	0	1
Pete Marino	7	0	174	0	1
Ross Paule	2	2	180	0	1
Tony Sanneh	2	2	180	0	1
Milton Valenzuela	3	3	300	0	1
Mohammed Abu	3	2	171	0	0
Lalas Abubakar	4	1	92	0	0
Ubusuku Abukusumo	3	1	133	0	0
Bernardo Anor	1	0	17	0	0
Luis Argudo	2	1	73	0	0
Jairo Arrieta	2	1	85	0	0
Rich Balchan	1	1	90	0	0
Shane Battelle	1	0	20	0	0
Adam Bedell	1	0	45	0	0
Tenywa Bonseu	2	2	180	0	0
Eric Brunner	3	3	300	0	0
Kevin Burns	2	0	45	0	0
Jon Busch	7	7	650	0	0
Paul Caligiuri	3	3	270	0	0
Steve Clark	7	7	660	0	0
Eric Denton	5	5	470	0	0
Mark Dougherty	5	5	450	0	0
Mike Duhaney	2	2	103	0	0
Dilly Duka	1	1	65	0	0
Brian Dunseth	5	5	470	0	0
Simon Elliott	2	2	153	0	0
Shaun Francis	2	2	210	0	0
Robin Fraser	2	2	180	0	0
Brad Friedel	7	7	630	0	0
Josh Gardner	1	1	90	0	0
Jason Garey	4	0	96	0	0
Eric Gehrig	2	1	77	0	0
Kevan George	2	0	9	0	0
Andy Gruenebaum	2	2	210	0	0
Niko Hansen	2	0	74	0	0
John Harkes	2	2	166	0	0

COLUMBUS CREW SC

Tommy Heinemann	1	0	5	0	0
Ezra Hendrickson	1	0	1	0	0
William Hesmer	7	7	630	0	0
Ricardo Iribarren	7	7	574	0	0
Andy Iro	4	1	94	0	0
Adam Jahn	3	0	13	0	0
Julius James	1	1	90	0	0
Hector Jimenez	7	5	428	0	0
Doctor Khumalo	2	2	163	0	0
Chris Klute	2	0	14	0	0
Mike Lapper	11	11	936	0	0
Kekuta Manneh	5	0	126	0	0
Cristian Martinez	1	0	8	0	0
Chad McCarty	5	5	369	0	0
Jack McInerney	2	0	64	0	0
Andres Mendoza	3	2	177	0	0
Jonathan Mensah	8	8	780	0	0
Janusz Michallik	1	1	84	0	0
Todd Miller	1	0	10	0	0
Sebastian Miranda	1	1	70	0	0
Patrick Mullins	3	1	57	0	0
Danny O'Rourke	6	6	540	0	0
Duncan Oughton	7	7	641	0	0
Gino Padula	6	6	533	0	0
Michael Parkhurst	7	7	660	0	0
John Wilmar Perez	5	3	274	0	0
Tom Presthus	2	2	180	0	0
Jukka Raitala	2	1	137	0	0
Emilio Renteria	2	1	102	0	0
Mohammed Saeid	2	0	16	0	0
Jorge Salcedo	2	0	31	0	0
Pedro Santos	8	7	644	0	0
Gaston Sauro	6	6	589	0	0
Aaron Schoenfeld	1	1	90	0	0
Juergen Sommer	5	5	450	0	0
Ben Speas	1	0	16	0	0
Zack Steffen	8	8	780	0	0
Danny Szetela	2	0	22	0	0
Billy Thompson	7	3	290	0	0
Daniel Torres	5	2	292	0	0
Wil Trapp	15	15	1440	0	0
Tyson Wahl	5	3	220	0	0
Josh Williams	7	6	604	0	0
Chris Wingert	2	2	134	0	0
Eduardo Sosa	0	0	0	0	0
Team totals	50	50	4640	66	76
Opponent totals	50	50	4640	75	91

CREW SC INDIVIDUAL GOALKEEPING

GOALKEEPER	GP	GS	SV	GA	GAA	SO
Andy Gruenebaum	2	2	7	2	0.86	0
Jon Busch	7	7	27	7	0.97	1
Zack Steffen	8	8	23	9	1.04	3
William Hesmer	7	7	16	8	1.14	1
Mark Dougherty	5	5	17	7	1.40	2
Brad Friedel	7	7	34	12	1.71	1
Steve Clark	7	7	38	13	1.77	1
Juergen Sommer	5	5	17	11	2.20	0
Tom Presthus	2	2	8	6	3.00	0
Team totals	50	50	188	75	1.45	9
Opponent totals	50	50	176	66	1.28	18



COLUMBUS CREW SC

CAREER POSTSEASON STATISTICS FOR CURRENT COLUMBUS CREW SC PLAYERS

UNF	POS	PLAYER	GP	GS	MIN	G	A	SHT	SOG	PKG	PKA	SKG	SKA	FC	FS	OFF	CK	C	E
9	F	Fanendo Adi	6	6	525	2	1	10	6	0	0	0	0	16	7	6	0	0	0
25	D	Harrison Afful	13	13	1244	1	1	13	4	0	0	0	0	11	10	2	0	2	0
20	F	Emmanuel Boateng	3	2	179	2	0	4	2	0	0	0	0	4	3	1	0	0	0
8	M	Artur	6	6	599	1	0	3	1	0	0	0	0	11	7	0	0	2	0
22	M	Derrick Etienne Jr.	5	0	98	0	0	0	0	0	0	0	0	2	1	2	0	0	0
14	D	Waylon Francis	8	7	699	0	1	5	0	0	0	0	0	7	3	2	0	1	0
16	M	Hector Jimenez	9	6	509	0	0	1	0	0	0	0	0	6	3	0	5	1	0
4	D	Jonathan Mensah	8	8	780	0	0	4	0	0	0	0	0	12	5	1	0	2	0
6	M	Darlington Nagbe	20	20	1773	1	2	20	4	0	0	1	1	13	52	0	11	0	0
29	F	Krisztian Nemeth	2	1	130	1	0	4	2	0	0	0	0	3	0	0	0	1	0
7	M	Pedro Santos	8	7	644	0	0	19	5	0	0	0	0	7	18	1	12	1	0
19	D	Milton Valenzuela	3	3	300	0	1	0	0	0	0	0	0	6	6	0	0	1	0
3	D	Josh Williams	8	7	694	0	0	2	1	0	0	0	0	8	2	1	0	1	0
11	F	Gyasi Zardes	11	11	1080	3	1	25	8	0	0	0	1	11	9	7	1	0	0

UNF	POS	GOALKEEPER	GP	GS	MIN	SHTS	SV	GA	GAA	PKG	PKA	SKG	SKA	W	L	T	SO
24	GK	Jon Kempin	1	0	36	0	0	1	2.50	0	0	7	11	0	0	1	0
28	GK	Matt Lampson	1	1	90	0	2	4	4.00	0	0	0	0	0	1	0	0
13	GK	Andrew Tarbell	1	1	90	1	3	5	5.00	0	0	0	0	0	1	0	0



COLUMBUS CREW SC

COLUMBUS CREW SC INDIVIDUAL HIGH GAMES (2020)

Goals				
2	Gyasi Zardes	07/11/2020	at CIN	W 4-0
2	Gyasi Zardes	09/06/2020	vs. CIN	W 3-0
Assists				
2	Lucas Zelarayan	07/11/2020	at CIN	W 4-0
Shots				
5	Pedro Santos	10/07/2020	vs. MTL	L 1-2
5	Gyasi Zardes	10/18/2020	vs. NYC	W 3-1
Shots on Goal				
3	Gyasi Zardes	09/06/2020	vs. CIN	W 3-0
3	Pedro Santos	09/23/2020	vs. MIN	W 2-1
3	Gyasi Zardes	10/18/2020	vs. NYC	W 3-1
Fouls Committed				
6	Artur	08/29/2020	at CIN	T 0-0
6	Artur	09/23/2020	vs. MIN	W 2-1
Fouls Suffered				
6	Pedro Santos	10/07/2020	vs. MTL	L 1-2
Offside				
2	6 times			
Saves				
8	Eloy Room	11/01/2020	vs. PHI	W 2-1
Shots Faced				
9	Eloy Room	11/01/2020	vs. PHI	W 2-1
Goals Allowed				
3	Eloy Room	09/27/2020	at TOR	L 1-3

TEAM HIGH GAMES (2020)

Goals				
4	07/11/2020	at CIN	W 4-0	
Assists				
5	08/20/2020	vs. CHI	W 3-0	
Shots				
20	09/12/2020	at CHI	T 2-2	
Shots on Goal				
9	10/18/2020	vs. NYC	W 3-1	
Fouls Committed				
23	07/21/2020	at ATL	W 1-0	
Fouls Suffered				
20	07/21/2020	at ATL	W 1-0	
Corner Kicks				
12	09/12/2020	at CHI	T 2-2	
Offside				
6	08/24/2020	at NYC	L 0-1	
Saves				
8	11/01/2020	vs. PHI	W 2-1	
Shots Faced				
9	11/01/2020	vs. PHI	W 2-1	
Goals Allowed				
3	09/27/2020	at TOR	L 1-3	

TEAM LOW GAMES (2020)

Shots				
5	03/07/2020	at SEA	T 1-1	
Shots on Goal				
1	10/24/2020	at HOU	T 1-1	
1	10/28/2020	at DC	L 0-1	
Fouls Committed				
5	09/02/2020	vs. PHI	W 1-0	
Fouls Suffered				
8	09/27/2020	at TOR	L 1-3	
Corner Kicks				
1	03/07/2020	at SEA	T 1-1	
1	08/20/2020	vs. CHI	W 3-0	
1	11/04/2020	at ORL	L 1-2	
Offside				
0	6 times			
Saves				
0	07/16/2020	vs. NYR	W 2-0	
0	09/06/2020	vs. CIN	W 3-0	
0	10/07/2020	vs. MTL	L 1-2	
0	10/28/2020	at DC	L 0-1	
Shots Faced				
0	07/16/2020	vs. NYR	W 2-0	
0	09/06/2020	vs. CIN	W 3-0	

COLUMBUS CREW INDIVIDUAL POSTSEASON HIGH GAMES (1998-2018)

Goals				
3	Stern John	11/07/1999	vs. DC	W 5-1
Assists				
3	Ansil Elcock	09/30/1998	vs. MET	W 5-3
3	Guillermo Barros Schelotto	11/23/2008	vs. NY	W 3-1
Shots				
7	Robert Warzycha	10/08/1997	vs. TB	W 2-0
7	Robert Warzycha	10/15/1997	vs. DC	L 0-1
7	Stern John	10/22/1999	at TB	W 2-0
Shots on Goal				
4	Stern John	11/07/1999	vs. DC	W 5-1
Fouls Committed				
6	Ansil Elcock	11/07/1999	vs. DC	W 5-1
6	Jonathan Mensah	11/29/2017	at TOR	L 0-1
Fouls Suffered				
9	Stern John	10/03/1998	at MET	W 1-1
9	Andy Williams	10/03/1998	at MET	W 1-1
Offside				
5	Stern John	10/17/1999	vs. TB	W 2-0
Saves				
9	Steve Clark	11/08/2015	vs. MTL	W 3-1
Shots Faced				
10	Steve Clark	11/09/2014	at NE	L 1-3
10	Steve Clark	11/08/2015	vs. MTL	W 3-1
Goals Allowed				
4	Brad Friedel	10/02/1996	at TB	L 1-4
4	Mark Dougherty	11/13/1999	at DC	L 0-4
4	Steve Clark	11/01/2014	vs. NE	L 2-4

TEAM POSTSEASON HIGH GAMES (1998-2018)

Goals				
5	09/30/1998	vs. MET	W 5-3	
5	11/07/1999	vs. DC	W 5-1	
Assists				
8	11/07/1999	vs. DC	W 5-1	
Shots				
24	10/12/2002	at NE	T 2-2	
Shots on Goal				
12	10/12/2002	at NE	T 2-2	
Fouls Committed				
30	11/07/1999	vs. DC	W 5-1	
Fouls Suffered				
29	10/03/1998	at MET	W 1-1	
Corner Kicks				
11	10/09/2002	vs. NE	L 0-1	
11	10/12/2002	at NE	T 2-2	
11	11/01/2018	at DC	T 2-2	
Offside				
9	10/18/1998	vs. DC	W 4-2	
9	10/17/1999	vs. TB	W 2-0	
Saves				
9	11/08/2015	vs. MTL	W 3-1	
Shots Faced				
11	11/08/2015	vs. MTL	W 3-1	
Goals Allowed				
4	10/02/1996	at TB	L 1-4	
4	11/13/1999	at DC	L 0-4	
4	11/01/2014	vs. NE	L 2-4	

TEAM POSTSEASON LOW GAMES (1998-2018)

Shots				
6	11/01/2015	at MTL	L 1-2	
6	11/04/2018	vs. NYR	W 1-0	
Shots on Goal				
1	12/06/2015	vs. POR	L 1-2	
1	11/05/2017	at NYC	L 0-2	
1	11/29/2017	at TOR	L 0-1	
Fouls Committed				
4	10/31/2017	vs. NYC	W 4-1	
Fouls Suffered				
7	10/31/2017	vs. NYC	W 4-1	
7	11/11/2018	at NYR	L 0-3	
Corner Kicks				
1	11/08/2008	vs. KC	W 2-0	
1	11/01/2015	at MTL	L 1-2	
Offside				
0	10/21/1998	at DC	L 0-3	
0	11/01/2008	at KC	T 1-1	
0	11/13/2008	vs. CHI	W 2-1	
0	11/22/2015	vs. NYR	W 2-0	
Saves				
0	11/07/1999	vs. DC	W 5-1	
0	11/23/2008	vs. NY	W 3-1	
0	11/21/2017	vs. TOR	T 0-0	
0	11/11/2018	at NYR	L 0-3	
Shots Faced				
0	11/21/2017	vs. TOR	T 0-0	



2020 COLUMBUS CREW SC STATISTICS (12-6-5, 41 pts.)

UNF	POS	PLAYER	GP	GS	MIN	G	A	SHT	SOG	FC	FS	OFF	CK	C	E
11	F	Gyasi Zardes	21	20	1717	12	4	41	19	19	27	17	0	1	0
7	M	Pedro Santos	22	22	1841	6	8	44	16	30	47	1	52	4	0
10	M	Lucas Zelarayan	16	12	1039	6	4	23	10	16	19	0	34	2	0
34	M	Youness Mokhtar	19	10	805	3	1	21	8	14	12	2	17	1	0
8	M	Artur	22	20	1831	2	4	11	6	43	14	1	0	3	0
25	D	Harrison Afful	21	20	1795	1	2	11	3	30	14	3	0	5	0
22	M	Derrick Etienne Jr.	21	8	891	1	2	13	2	12	30	5	0	0	0
6	M	Darlington Nagbe	15	14	1199	1	1	5	3	16	26	0	4	1	0
26	M	Fatai Alashe (TOT)	11	6	464	1	0	8	1	13	11	0	0	3	0
26	M	Fatai Alashe (CLB)	8	6	439	1	0	8	1	11	10	0	0	2	0
29	F	Krisztian Nemeth	4	2	186	1	0	3	1	4	4	0	0	0	0
12	M	Luis Diaz	21	14	1178	0	3	31	13	22	41	6	0	5	0
19	D	Milton Valenzuela	19	17	1448	0	3	9	1	19	10	1	0	4	0
20	M	Emmanuel Boateng (TOT)	10	3	323	0	1	3	1	3	3	1	0	2	0
20	M	Emmanuel Boateng (CLB)	10	3	323	0	1	3	1	3	3	1	0	2	0
2	D	Chris Cadden	8	3	353	0	1	0	0	4	4	0	0	1	0
16	M	Hector Jimenez	8	4	376	0	1	1	0	4	2	0	0	1	0
3	D	Josh Williams	12	11	1021	0	1	4	2	6	6	0	0	1	0
9	F	Fanendo Adi	11	1	175	0	0	5	1	4	6	1	1	0	0
18	M	Sebastian Berhalter	9	4	395	0	0	6	0	6	4	0	3	1	0
14	D	Waylon Francis	4	2	196	0	0	0	0	2	2	0	0	0	0
17	F	Jordan Hamilton	2	0	13	0	0	0	0	2	0	1	0	0	0
30	D	Aboubacar Keita	11	10	942	0	0	0	0	6	12	1	0	1	0
4	D	Jonathan Mensah	23	23	2070	0	0	10	4	24	11	1	0	4	0
21	M	Aidan Morris	10	2	360	0	0	2	0	8	5	0	1	3	0
1	G	Eloy Room	17	17	1511	0	0	0	0	0	1	0	0	2	0
13	G	Andrew Tarbell	7	6	559	0	0	0	0	1	0	0	0	0	0
5	D	Vito Wormgoor	2	2	107	0	0	0	0	2	1	0	0	1	0
27	F	Miguel Berry	0	0	0	0	0	0	0	0	0	0	0	0	0
24	G	Jon Kempin	0	0	0	0	0	0	0	0	0	0	0	0	0
28	G	Matt Lampson	0	0	0	0	0	0	0	0	0	0	0	0	0
23	D	Grant Lillard (TOT)	0	0	0	0	0	0	0	0	0	0	0	0	0
23	D	Grant Lillard (CLB)	0	0	0	0	0	0	0	0	0	0	0	0	0
		Own-goals received				2									
		Team totals	23	23	2070	36	36	251	91	308	331	41	112	47	0
		Opponent totals	23	23	2070	21	17	277	81	331	308	27	107	55	3

GAME-WINNING GOALS: Pedro Santos 4, Lucas Zelarayan 3, Gyasi Zardes 2, Krisztian Nemeth 1
Youness Mokhtar 1, Derrick Etienne Jr. 1

GAME-WINNING ASSISTS: Milton Valenzuela 2, Pedro Santos 2, Luis Diaz 2, Artur 2, Lucas Zelarayan 1
Gyasi Zardes 1, Josh Williams 1, Derrick Etienne Jr. 1, Chris Cadden 1

PENALTY KICK GOALS/ATTEMPTS: Gyasi Zardes 0-2, Lucas Zelarayan 0-1, Pedro Santos 1-1

COLUMBUS CREW SC INDIVIDUAL GOALKEEPING

UNF	POS	GOALKEEPER	GP	GS	MIN	SHTS	SV	GA	GAA	PG	PA	W	L	T	SO
1	G	Eloy Room	17	17	1511	57	41	15	0.89	4	4	9	3	5	7
13	G	Andrew Tarbell	7	6	559	24	17	6	0.97	2	2	3	3	0	2
		Team totals	23	23	2070	81	58	21	0.91	6	6	12	6	5	9
		Opponent totals	23	23	2070	91	55	36	1.57	1	4	6	12	5	3

* = Played with other teams in 2020. Only Columbus Crew SC statistics listed here.



COLUMBUS CREW SC

COLUMBUS CREW SC 2020 SCHEDULE

DAY	DATE	OPPONENT	RESULT	ATT.	W-L-T	POS.	PTS	NOTES:
Sun.	Mar. 1	New York City FC	W 1-0	17,473	1-0-0	T1	3	CLB: Zelarayan (56)
Sat.	Mar. 7	at Seattle	T 1-1	33,080	1-0-1	T2	4	CLB: Zardes (33); SEA: Ruidiaz (79)
Sat.	July 11	at FC Cincinnati	W 4-0		2-0-1	T1	7	CLB: Zelarayan (27) Zardes (30,49) Mokhtar (60)
Thu.	July 16	New York Red Bull	W 2-0		3-0-1	1	10	CLB: Zardes (22) Zelarayan (47)
Tue.	July 21	at Atlanta	W 1-0		4-0-1	1	13	CLB: Mokhtar (18)
Thu.	Aug. 20	Chicago	W 3-0		5-0-1	1	16	CLB: Etienne (20) Nagbe (81) Zardes (88)
Mon.	Aug. 24	at New York City	L 0-1		5-1-1	1	16	NYC: Ring (59)
Sat.	Aug. 29	at FC Cincinnati	T 0-0		5-1-2	2	17	
Wed.	Sept. 2	Philadelphia	W 1-0		6-1-2	1	20	CLB: Zelarayan (55)
Sun.	Sept. 6	FC Cincinnati	W 3-0		7-1-2	1	23	CLB: Santos (52) Zardes (64,71)
Sat.	Sept. 12	at Chicago	T 2-2		7-1-3	1	24	CLB: Alashe (68) Zardes (88); CHI: Mihailovic (11) Beric (14)
Sat.	Sept. 19	Nashville SC	W 2-0		8-1-3	1	27	CLB: Santos (50) Zardes (93+)
Wed.	Sept. 23	Minnesota	W 2-1		9-1-3	1	30	CLB: Zelarayan (31) Santos (70); MIN: Lod (88)
Sun.	Sept. 27	at Toronto FC	L 1-3		9-2-3	1	30	CLB: own goal (40); TOR: Altidore (48) Pozuelo (59) Laryea (76)
Sat.	Oct. 3	at FC Dallas	T 2-2		9-2-4	T1	31	CLB: Mokhtar (47) Santos (62); DAL: Barrios (38) Ziegler (53)
Wed.	Oct. 7	Montreal	L 1-2		9-3-4	T2	31	CLB: Zardes (45); MTL: Lappalainen (24) Krkic (74)
Sun.	Oct. 11	at Orlando City S				3		postponed
Wed.	Oct. 14	at FC Cincinnati	L 1-2		9-4-4	T3	31	CLB: Santos (45); CIN: Kubo (17) Hagglund (49)
Sun.	Oct. 18	New York City FC	W 3-1		10-4-4	3	34	CLB: Artur (26) Santos (50) Zardes (93+); NYC: Castellanos (55)
Sat.	Oct. 24	at Houston	T 1-1		10-4-5	3	35	CLB: own goal (67); HOU: Rodriguez (37)
Wed.	Oct. 28	at D.C. United	L 0-1		10-5-5	T3	35	DC: Gressel (32)
Sun.	Nov. 1	Philadelphia	W 2-1		11-5-5	T3	38	CLB: Artur (37) Nemeth (84); PHI: Monteiro (57)
Wed.	Nov. 4	at Orlando City S	L 1-2		11-6-5	4	38	CLB: Afful (56); ORL: Mueller (27) Michel (84)
Sun.	Nov. 8	Atlanta	W 2-1		12-6-5	T3	41	CLB: Zelarayan (28) Zardes (55); ATL: Moreno (59)



COLUMBUS CREW SC

COLUMBUS CREW SC – GAME-BY-GAME

#	Player	1	2	3	4	5	6	7	8	9	10	11	12	13	14	15	16	17	18	19	20	21	22	23
1	Eloy Room	90G	90G	90G	90G	90G	90G	90G	90G	90G	90G	90G	90G	90G	90G	90G	90G	90G	90G	90G	90G	90G	90G	90G
2	Chris Cadden	3	45	29	90D	1	83D																	
3	Josh Williams	90D	90D	90D	90D	90D	90D	90D	90D	90D	90D	90D	90D	90D	90D	90D	90D	90D	90D	90D	90D	90D	90D	90D
4	Jonathan Mensah	90D	90D	90D	90D	90D	90D	90D	90D	90D	90D	90D	90D	90D	90D	90D	90D	90D	90D	90D	90D	90D	90D	90D
5	Vito Wormgoor	90D	17D																					
6	Darlington Nagbe	90M	90M	77M	67M	80M	90M	90M	90M	90M	90M	90M	90M	90M	90M	90M	90M	90M	90M	90M	90M	90M	90M	90M
7	Pedro Santos	90M	80M	67M	61M	89M	90F	67M	90M	90M	81M	89F	90M	90M	90M	90M	90M	90M	90M	90M	90M	90M	90M	90M
8	Artur	90M	90M	76M	33	90M	90M	31	90M	90M	75M	90M	90M	90M	90M	90M	90M	90M	90M	90M	90M	90M	90M	90M
9	Fanendo Adi	10	8	30	1	19	9	11	62F	9														
10	Lucas Zelarayan	87M	90M	61M	57M	29																		
11	Gyasi Zardes	80F	90F	90F	82F	60F	89F	71F	81F	79F	28	90F	90F	90F	90F	90F	90F	90F	90F	90F	90F	90F	90F	90F
12	Luis Diaz	32	66M	61M	23	90M	66M	59M																
13	Andrew Tarbell						90G	90G	90G															
14	Waylon Francis																							
16	Hector Jimenez																							
17	Jordan Hamilton																							
18	Sebastian Berhalter																							
19	Milton Valenzuela	90D	45D		57M	10	24	90M																
20	Emmanuel Boateng																							
21	Aidan Morris																							
22	Derrick Etienne Jr.	24	29	90M	46	74M	58M	35	20	15	75M	14	13	28	2	12	31	89M	63M					
23	Grant Lillard																							
24	Jon Kempin																							
25	Harrison Afful																							
26	Fatai Alashe	90D	90D	90D																				
27	Miguel Berry																							
28	Matt Lampson																							
29	Krisztian Nemeth																							
30	Aboubacar Keita																							
34	Youness Mokhtar	58M	10	90M	33	44M																		
44	Axel Sjoberg																							

"00" = 100 minutes played
 F/M/D/G = starting position



COLUMBUS CREW SC

COLUMBUS CREW SC – GAME-BY-GAME LOG

Game #1	03/01/2020	CLB 1 vs NYC	0	W	Zelarayan 1 (unassisted) 56
Game #2	03/07/2020	CLB 1 at SEA	1	T	Zardes 1 (Diaz 1, Artur 1) 33
Game #3	07/11/2020	CLB 4 at CIN	0	W	Zelarayan 2 (unassisted) 27; Zardes 2 (Mokhtar 1) 30; Zardes 3 (Zelarayan 1) 49; Mokhtar 1 (Jimenez 1, Zelarayan 2) 60
Game #4	07/16/2020	CLB 2 vs NYR	0	W	Zardes 4 (Santos 1, Cadden 1) 22; Zelarayan 3 (Etienne 1) 47
Game #5	07/21/2020	CLB 1 at ATL	0	W	Mokhtar 2 (Valenzuela 1) 18
Game #6	08/20/2020	CLB 3 vs CHI	0	W	Etienne 1 (Valenzuela 2, Jo. Williams 1) 20; Nagbe 1 (Zardes 1) 81; Zardes 5 (Santos 2, Nagbe 1) 88
Game #7	08/24/2020	CLB 0 at NYC	1	L	
Game #8	08/29/2020	CLB 0 at CIN	0	T	
Game #9	09/02/2020	CLB 1 vs PHI	0	W	Zelarayan 4 (Santos 3, Artur 2) 55
Game #10	09/06/2020	CLB 3 vs CIN	0	W	Santos 1 (Diaz 2) 52; Zardes 6 (Santos 4) 64; Zardes 7 (unassisted) 71
Game #11	09/12/2020	CLB 2 at CHI	2	T	Alashe 1 (Zardes 2, Santos 5) 68; Zardes 8 (unassisted) 88
Game #12	09/19/2020	CLB 2 vs NSH	0	W	Santos 2 (Zardes 3) 50; Zardes 9 (Artur 3, Zelarayan 3) 93+
Game #13	09/23/2020	CLB 2 vs MIN	1	W	Zelarayan 5 (Santos 6) 31; Santos 3 (Zelarayan 4) 70
Game #14	09/27/2020	CLB 1 at TOR	3	L	own goal (Mavinga) 40
Game #15	10/03/2020	CLB 2 at DAL	2	T	Mokhtar 3 (Santos 7, Afful 1) 47; Santos 4 (Zardes 4, Boateng 1) 62
Game #16	10/07/2020	CLB 1 vs MTL	2	L	Zardes 10 (unassisted) 45
Game #17	10/14/2020	CLB 1 at CIN	2	L	Santos 5 (penalty kick) 45
Game #18	10/18/2020	CLB 3 vs NYC	1	W	Artur 1 (unassisted) 26; Santos 6 (Etienne 2) 50; Zardes 11 (unassisted) 93+
Game #19	10/24/2020	CLB 1 at HOU	1	T	own goal (Cabrera) 67
Game #20	10/28/2020	CLB 0 at DC	1	L	
Game #21	11/01/2020	CLB 2 vs PHI	1	W	Artur 2 (Afful 2) 37; Nemeth 1 (Diaz 3) 84
Game #22	11/04/2020	CLB 1 at ORL	2	L	Afful 1 (Santos 8) 56
Game #23	11/08/2020	CLB 2 vs ATL	1	W	Zelarayan 6 (Valenzuela 3) 28; Zardes 12 (Artur 4) 55



COLUMBUS CREW SC

COLUMBUS CREW SC – CUP COMPETITIONS – GAME-BY-GAME

MLS IS BACK KNOCKOUT

Player R16 MIN
1-1

1	Eloy Room	
2	Chris Cadden	15
3	Josh Williams	
4	Jonathan Mensah	90D
5	Vito Wormgoor	
6	Darlington Nagbe	75M
7	Pedro Santos	90M
8	Artur	90M
9	Fanendo Adi	7
10	Lucas Zelarayan	90M
11	Gyasi Zardes	83F
12	Luis Diaz	45M
13	Andrew Tarbell	
14	Waylon Francis	
16	Hector Jimenez	26
17	Jordan Hamilton	
18	Sebastian Berhalter	
19	Milton Valenzuela	64D
21	Aidan Morris	
22	Derrick Etienne Jr.	45
24	Jon Kempin	
25	Harrison Afful	90D
27	Miguel Berry	
28	Matt Lampson	
30	Aboubacar Keita	90D
34	Youness Mokhtar	
44	Axel Sjoberg	

MLS IS BACK KNOCKOUT STAGE

R16 07/28/2020 CLB 1 vs MIN 1 T (3-5 pens)

Zardes 4 (unassisted) 79



FC DALLAS

2020 RECORD

	GP	W-L-T	PTS	GF	GA
FC Dallas	22	9-6-7	34	28	24

RECORD at TOYOTA STADIUM

	GP	W-L-T	PTS	GF	GA
	12	7-1-4	25	21	9

RECORD on road

	GP	W-L-T	PTS	GF	GA
	10	2-5-3	9	7	15

RECORD at the half

	W	L	T
LEADING	6	0	1
TIED	2	2	6
TRAILING	1	4	0

RECORD with the first goal

	W	L	T
SCORING	8	0	2
CONCEDING	1	6	1

TEAM COMPARISONS

	FOR	AGAINST
GOALS SCORED	1.27 (16th)	1.09 (8th)
TOTAL SHOTS	12.64 (13th)	15.45 (25th)
SHOTS ON GOAL	4.73 (11th)	4.55 (15th)
SHOOTING ACCURACY	37.4% (10th)	29.4% (2nd)
SCORING %AGE	10.1% (20th)	7.1% (1st)
FOULS	11.59 (20th)	13.50 (18th)
CORNER KICKS	5.05 (11th)	5.86 (21st)
OFFSIDE	1.27 (20th)	0.50 (1st)

GOALS SCORED IN GAME

GP	0	1	2	3	4+	TOT	AVG
22	9	3	6	3	1	28	1.27

GOALS ALLOWED IN GAME

GP	0	1	2	3	4+	TOT	AVG
22	8	7	4	3	0	24	1.09

GOALS BY INTERVALS

	TOT	0-15	16-30	31-45+	46-60	61-75	76-90+
FOR	28	3	4	5	5	2	9
AGAINST	24	1	4	3	6	5	5

WHERE THE GOALS COME FROM

	FOR	AGAINST
GOALS SCORED	28	24
MINUTES PER GOAL	71	83

HOW SCORED

RIGHT FOOT	15	17
LEFT FOOT	8	6
HEADERS	5	1
OTHER	0	0

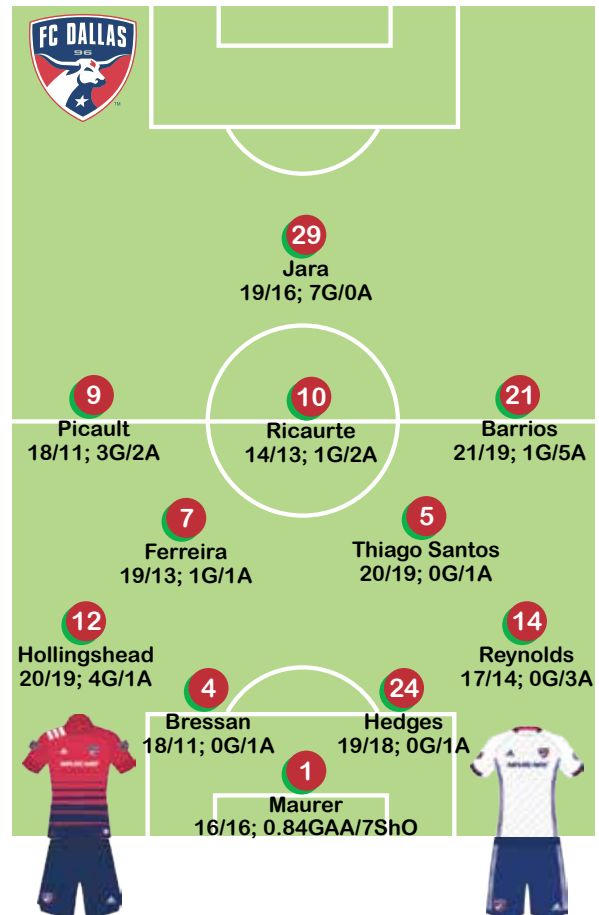
TYPE OF PLAY

OPEN PLAY	16	16
CROSS	5	2
CORNER	3	1
REBOUND	0	0
PENALTIES	3	3
DIRECT FROM FREE KICK	0	1
FREE KICK (INDIRECT)	1	1
OWN GOALS	0	0

DISTANCE

INSIDE GOAL AREA	3	2
INSIDE PENALTY AREA	22	17
OUTSIDE PENALTY AREA	3	5

PRIMARY TEAM





FC DALLAS

No.	Player	Pos	Ht	Wt	Birthdate	Birthplace	2020				CAREER			
							GP	GS	G	A	GP	GS	G	A
3	Reto Ziegler	DF	6-0	176	01/16/1986	Nyon, Switzerland	19	17	2	1	80	78	11	1
MLS Season: 3. Last club: FC Luzern (Switzerland). International: Switzerland 35/1														
4	Bressan	DF	6-0	174	01/15/1993	Caxias do Sul, Brazil	18	11	0	1	36	23	1	2
MLS Season: 2. Last club: Gremio (Brazil)														
5	Thiago Santos	MF	5-11	167	09/05/1989	Curitiba, Parana, Brazil	20	19	0	1	20	19	0	1
MLS Season: 1. Last club: SE Palmeiras (Brazil)														
7	Jesus Ferreira	FW	5-8	140	12/24/2000	Santa Marta, Colombia	19	13	1	1	54	42	10	7
Homegrown Player. MLS Season: 4. International: USA 1/0														
8	Bryan Acosta	MF	5-8	161	11/24/1993	La Ceiba, Honduras	11	10	0	2	37	33	2	3
Designated Player. MLS Season: 2. Last club: International: Honduras 42/2														
9	Fafa Picault	MF	5-8	168	02/23/1991	New York, NY	18	11	3	2	107	79	24	14
MLS Season: 4. Last club: FC St. Pauli (Germany)														
10	Andres Ricuarte	MF	5-10	154	10/03/1991	Medellin, Colombia	14	13	1	2	14	13	1	2
MLS Season: 1. Last club: Independiente Medellin (Colombia)														
11	Santiago Mosquera	MF	5-6	185	02/07/1995	Buenaventura, Colombia	12	5	4	0	64	34	13	7
Designated Player. MLS Season: 3. Last club: Millonarios FC (Colombia)														
12	Ryan Hollingshead	MF	6-1	180	04/16/1991	Granite Bay, CA	20	19	4	1	163	119	15	10
MLS Season: 7. 2013 SuperDraft: Round 2, Pick 20 (UCLA)														
14	Bryan Reynolds	DF	6-3	170	06/28/2001	Fort Worth, TX	17	14	0	3	27	15	0	4
Homegrown Player. MLS Season: 4.														
15	Tanner Tessmann	MF	6-2	190	09/24/2001	Birmingham, AL	19	9	0	1	19	9	0	1
Homegrown Player. MLS Season: 1.														
16	Ricardo Pepi	FW	6-1	170	01/09/2003	El Paso, TX	17	4	2	1	24	4	2	1
Homegrown Player. MLS Season: 2. Last club: North Texas SC (USL)														
17	Francis Atuahene	FW	5-9	170	06/08/1996	Accra, Ghana	0	0	0	0	1	0	1	0
MLS Season: 3. 2018 SuperDraft: Round 1, Pick 4 (Michigan)														
18	Brandon Servania	MF	5-10	160	03/12/1999	Birmingham, AL	12	4	0	0	30	17	2	3
Homegrown Player. MLS Season: 3. College: Wake Forest. International: USA 1/0														
19	Paxton Pomykal	MF	5-7	145	12/17/1999	Lewisville, TX	5	1	1	0	38	24	3	5
MLS Season: 5. International: USA 1/0														
20	Jimmy Maurer	GK	6-2	185	10/14/1988	Lawrenceville, GA	16	16	0	0	31	31	0	0
MLS Season: 4. Last club: New York Cosmos (NASL). College: South Carolina														
21	Michael Barrios	MF	5-2	143	04/21/1991	Barranquilla, Colombia	21	19	1	5	179	156	31	44
MLS Season: 6. Last club: Uniautonoma (Colombia)														
22	Ena Twumasi	FW	5-8	160	05/18/1997	Obuasi, Ghana	4	0	0	0	7	1	0	0
Generation adidas. MLS Season: 3. 2018 SuperDraft: Round 1, Pick 11 (Wake Forest)														
23	Thomas Roberts	MF	5-11	150	05/11/2001	Little Rock, AR	0	0	0	0	6	3	0	0
Homegrown Player. MLS Season: 2.														
24	Matt Hedges	DF	6-4	185	04/01/1990	Carmel, IN	19	18	0	1	262	254	16	4
MLS Season: 9. 2012 SuperDraft: Round 1, Pick 11 (North Carolina). International: USA 5/0														
25	Callum Montgomery	DF	6-3	185	05/14/1997	Nanaimo, BC, Canada	0	0	0	0	0	0	0	0
MLS Season: 2. 2019 SuperDraft: Round 1, Pick 4 (Charlotte)														
26	John Nelson	DF	5-9	160	07/11/1998	Medina, OH	11	8	0	1	20	12	0	1
Generation adidas. MLS Season: 2. 2019 SuperDraft: Round 1, Pick 10 (North Carolina)														
27	Eddie Munjoma	DF	5-10	155	07/18/1998	McKinney, TX	0	0	0	0	0	0	0	0
Homegrown Player. MLS Season: 1.														
28	Nkosi Burgess	DF	6-4	185	03/23/1997	New York, NY	0	0	0	0	0	0	0	0
MLS Season: 1. 2020 SuperDraft: Round 1, Pick 14 (Seattle)														
29	Franco Jara	FW	5-11	154	07/15/1988	Villa Maria, Argentina	19	16	7	0	19	16	7	0
Designated Player. MLS Season: 1. Last club: CF Pachuca (Mexico). International: Argentina 4/1														
30	Kyle Zobeck	GK	6-0	180	02/06/1990	Coralville, IA	4	3	0	0	4	3	0	0
MLS Season: 4. Last club: 2013 SuperDraft: Round 2, Pick 26 (Valparaiso)														
31	Dante Sealy	FW	5-10	135	04/17/2003	Brooklyn, NY	5	0	0	0	5	0	0	0
Homegrown Player. MLS Season: 2.														
33	Edwin Cerrillo	MF	5-10	180	10/03/2000	Waco, TX	2	0	0	0	14	11	0	1
Homegrown Player. MLS Season: 2. College: Maryland														
40	Carlos Avilez	GK	6-1	160	01/09/1999	Dallas, TX	0	0	0	0	0	0	0	0
MLS Season: 1. Last club: North Texas SC (USL)														
99	Phelipe Megiolaro	GK	6-1	181	02/08/1999	Campinas, Brazil	1	1	0	0	1	1	0	0
MLS Season: 1. Last club: Gremio (Brazil)														

HEAD COACH : Luchi Gonzalez

07/14/1980

W22 L18 T16



FC DALLAS PLAYOFF HISTORY

vs. Team	No. of Series	Series	W-L	GP	W-L-T	OT	ShO	GF	GA	Mtg.	Round	Series Result
Chicago	2	1-1	6	2-3-1	0-0-1	0-0	6	12	2001	Quarterfinals	Lost 7 pts. to 1	
Colorado	5	0-5	10	2-6-2	0-3-1	0-1	13	16	2010	MLS Cup '10	Lost MLS Cup '10	
Houston	1	0-1	2	1-1-0	0-1-0	0-0	2	4	2007	Quarterfinals	Lost Series Tie-Breaker	
Kansas City	1	0-1	3	1-2-0	0-0-0	0-1	6	6	1996	West Semifinals	Lost 2 games to 1	
Los Angeles	4	2-2	8	4-4-0	0-0-0	2-0	13	16	2010	Semifinals	Won 1 games to 0	
New York	2	0-2	3	0-3-0	0-1-0	0-0	2	6	2011	Wild Card	Lost 1 games to 0	
Real Salt Lake	1	1-0	2	1-0-1	0-0-0	0-0	3	2	2010	Quarterfinals	Won 1 games to 0	
Seattle	4	1-3	7	2-3-2	1-1-0	0-0	9	12	2019	Wild Card	Lost 1 games to 0	
Portland	2	0-2	3	0-2-1	0-0-0	0-0	4	7	2018	Wild Card	Lost 1 games to 0	
Vancouver	1	1-0	1	1-0-0	0-0-0	0-0	2	1	2014	Wild Card	Won 1 games to 0	
TOTALS	23	6-17	45	14-23-8	1-5-3	2-1	60	82				

FC DALLAS -- ALL-TIME POSTSEASON RESULTS

DATE	OPPONENT	RESULT	ATT.	W-L-T	RD.	GOALS:
09/26/1996	at Kansas City	L 2-3	4,466	0-1-0	QTR	DAL: Elliott (21) Ashton (25); KC: Johnston (16) McKeon (79) Preki (89)
09/29/1996	Kansas City	W 2-1	10,125	1-1-0	QTR	DAL: Kreis (5) Washington (32); KC: Preki (30)
10/02/1996	Kansas City	L 2-3	9,802	1-2-0	QTR	DAL: Sanchez (27) Elliott (66); KC: Chung (41) Takawira (62)
10/05/1997	at Los Angeles	W 1-0	18,921	1-0-0	QTR	
10/08/1997	Los Angeles	W 3-0	11,248	2-0-0	QTR	DAL: Washington (29,69) Peinado (86)
10/12/1997	Colorado	L 0-1	7,376	2-1-0	SEM	COL: S. Henderson (42)
10/15/1997	at Colorado	L 1-2	18,452	2-2-0	SEM	DAL: Damian (5); COL: Patino (22) C. Henderson (87)
10/01/1998	at Los Angeles	L 1-6	10,047	0-1-0	QTR	DAL: Washington (47); LA: Pena (10,69) Hermsillo (16,32) Cienfuegos (20) Welton (41)
10/04/1998	Los Angeles	L 2-3	8,130	0-2-0	QTR	DAL: Haynes (44) Kreis (48); LA: Hendrickson (80) Caligiuri (85) Mathis (88)
10/16/1999	Chicago	W 2-1	10,980	1-0-0	QTR	DAL: Graziani (52) Santel (75); CHI: Ball (79)
10/23/1999	at Chicago	L 0-4	13,197	1-1-0	QTR	CHI: Nowak (18) Kosecki (36) Razov (43) Kovalenko (46)
10/27/1999	Chicago	W 3-2	9,795	2-1-0	QTR	DAL: Deering (55) Rodriguez (84) Graziani (86); CHI: Razov (3) Marsch (5)
10/31/1999	at Los Angeles	L 1-2	17,372	2-2-0	SEM	DAL: Graziani (75); LA: Cienfuegos (39) Hendrickson (90)
11/07/1999	Los Angeles	W 3-2	13,816	3-2-0	SEM	DAL: Graziani (33,73); LA: Hermsillo (13,54)
11/11/1999	at Los Angeles	L 1-3	25,703	3-3-0	SEM	DAL: Kreis (89); LA: Vanney (3) Hermsillo (20) Cienfuegos (68)
09/15/2000	at MetroStars	L 1-2 (OT)	14,868	0-1-0	QTR	DAL: Rhine (67); MET: Mathis (34) Valencia (100)
09/20/2000	MetroStars	L 1-2	7,555	0-2-0	QTR	DAL: J. Rodriguez (82); MET: Mathis (53,81)
09/20/2001	at Chicago	L 0-2	8,314	0-1-0	QTR	CHI: Bocanegra (40) Whitfield (90)
09/23/2001	Chicago	T 1-1 (OT)	17,149	0-1-1	QTR	DAL: Deering (27); CHI: J. Beasley (84)
09/29/2001	at Chicago	L 0-2	12,811	0-2-1	QTR	CHI: Kovalenko (17) Armas (55)
09/25/2002	Colorado	W 4-2	6,360	1-0-0	QTR	DAL: Morrow (26); Kreis (49); Deering (68); Martinez (70); COL: Valderrama (2) Spencer (75)
09/28/2002	at Colorado	L 0-1	9,637	1-1-0	QTR	COL: Carrieri (78)
10/02/2002	Colorado	T 1-2 (OT/ST)	8,008	1-1-1	QTR	DAL: Rhine (6); COL: Spencer (22); Chung (101)
10/22/2005	at Colorado	T 0-0	9,625	0-0-1	QTR	
10/29/2005	Colorado	L 2-2 (OT)	10,104	0-1-1	QTR	DAL: Ruiz (67,105); COL: Cunningham (19) Kotschau (105)
10/21/2006	at Colorado	W 2-1	4,176	1-0-0	QTR	DAL: Ruiz (15) Thompson (55); COL: Cooke (23)
10/28/2006	Colorado	L 2-3 (OT)	15,486	1-1-0	QTR	DAL: Ruiz (48) Goodson (92); COL: Hernandez (57,83) Mathis (114)
10/27/2007	Houston	W 1-0	12,537	0-1-0	QTR	DAL: Goodson (23)
11/02/2007	at Houston	L 1-4 (OT)	30,088	1-1-0	QTR	DAL: Ruiz (14); HOU: Holden (66) Ching (72,97) Davis (100)
10/30/2010	Real Salt Lake	W 2-1	11,003	1-0-0	QTR	DAL: Cunningham (44) Avila (88); RSL: Espindola (5)
11/06/2010	at Real Salt Lake	T 1-1	19,324	1-0-1	QTR	DAL: McCarty (17); RSL: Findley (80)
11/14/2010	at Los Angeles	W 3-0	27,000	2-0-1	SEM	DAL: Ferreira (26) John (54) Chavez (73)
11/21/2010	Colorado	L 1-2 (OT)	21,700	2-1-1	FIN	DAL: Ferreira (35); COL: Casey (57) own goal (107)
10/26/2011	New York	L 0-2	10,017	0-1-0	WC	NY: Lindpere (61) Henry (98+)
10/29/2014	Vancouver	W 2-1	10,279	1-0-0	WC	DAL: Akindele (40) Michel (84); VAN: Hurtado (64)
11/02/2014	Seattle	T 1-1	16,112	1-0-1	QTR	DAL: Michel (34); SEA: Alonso (54)
11/10/2014	at Seattle	T 0-0	38,912	1-0-2	QTR	
11/01/2015	at Seattle	L 1-2	39,599	0-1-0	QTR	DAL: Castillo (18); SEA: Ivanschitz (67) Dempsey (86)
11/08/2015	Seattle	T 2-1 (OT)	17,287	0-1-1	QTR	DAL: Akindele (84) Zimmerman (91+); SEA: Marshall (90)
11/22/2015	at Portland	L 1-3	21,144	0-2-1	SEM	DAL: Texeira (62); POR: Ridgewell (23) Asprilla (53) Borchers (91+)
11/29/2015	Portland	T 2-2	21,144	0-2-2	SEM	DAL: Hollingshead (68) Blas Perez (73); POR: Adi (54) Melano (95+)



FC DALLAS

DATE	OPPONENT	RESULT	ATT.	W-L-T	RD.	GOALS:
10/30/2016	at Seattle	L 0-3	37,073	0-1-0	QTR	SEA: Valdez (50) Lodeiro (55,58)
11/06/2016	Seattle	W 2-1	14,878	1-1-0	QTR	DAL: Akindele (25) Urruti (56); SEA: Lodeiro (54)
10/31/2018	Portland	L 1-2	10,297	0-1-0	WC	DAL: Hedges (94+); POR: Valeri (23,71)
10/19/2019	at Seattle	L 3-4 (OT)	37,722	0-1-0	WC	DAL: Cannon (39) Hedges (63) Acosta (82); SEA: Ruidiaz (18) Morris (22,74,113)



ALL-TIME FC DALLAS POSTSEASON STATISTICS (14-23-8, 46 PTS.)

PLAYER	GP	GS	MIN	G	A
Ariel Graziani	11	11	1010	5	2
Carlos Ruiz	8	5	578	5	0
Jason Kreis	22	18	1721	4	2
Dante Washington	14	6	651	4	1
Chad Deering	16	16	1417	3	1
Tesho Akindele	10	4	484	3	0
David Ferreira	4	4	390	2	3
Bobby Rhine	13	13	1111	2	3
Gerell Elliott	7	2	242	2	1
Jorge Rodriguez	18	16	1516	2	1
Clarence Goodson	5	3	379	2	0
Matt Hedges	11	11	1050	2	0
Michel	4	3	270	2	0
Mark Santel	15	14	1175	1	5
Marvin Chavez	5	5	382	1	2
Hugo Sanchez	2	2	172	1	2
Damian	4	4	306	1	1
Antonio Martinez	7	5	467	1	1
Blas Perez	6	3	353	1	1
Bryan Acosta	1	1	120	1	0
Chad Ashton	3	1	88	1	0
Eric Avila	2	0	18	1	0
Reggie Cannon	2	2	210	1	0
Fabian Castillo	8	7	668	1	0
Jeff Cunningham	3	1	191	1	0
Brian Haynes	10	4	500	1	0
Ryan Hollingshead	9	6	627	1	0
George John	4	4	390	1	0
Dax McCarty	5	4	401	1	0
Steve Morrow	3	3	271	1	0
Daniel Peinado	4	4	345	1	0
David Texeira	6	4	285	1	0
Abe Thompson	3	2	127	1	0
Maximiliano Urruti	3	3	255	1	0
Walker Zimmerman	6	4	356	1	0
Mauro Diaz	6	6	559	0	5
Oscar Pareja	17	16	1331	0	5
Atiba Harris	5	5	465	0	3
Ronnie O'Brien	7	7	701	0	3
Greg Vanney	4	4	420	0	3
Michael Barrios	8	8	759	0	2
Sergi Daniv	6	4	389	0	2
Ted Eck	14	12	1094	0	2
Chris Gbandi	6	6	539	0	2
Brek Shea	5	4	355	0	2
Je-Vaughn Watson	7	7	660	0	2
Jair Benitez	5	5	477	0	1
Paul Broome	10	8	681	0	1
Kenny Cooper	4	4	348	0	1
Eric Dade	15	13	1118	0	1
Ugo Ihemelu	5	5	480	0	1
Eddie Johnson	3	0	62	0	1
Roland Lamah	1	0	25	0	1
Lawrence Lozzano	3	3	270	0	1
Roberto Mina	2	1	140	0	1
Santiago Mosquera	2	1	132	0	1
Mauro Rosales	2	1	91	0	1
Ryan Suarez	6	6	520	0	1
Alain Sutter	3	3	206	0	1
John Jairo Trellez	4	0	50	0	1
Mickey Trotman	2	2	178	0	1
Reto Ziegler	2	2	210	0	1
Kellyn Acosta	6	5	494	0	0
Lazo Alavanja	2	0	32	0	0
Eric Alexander	2	0	5	0	0
Arturo Alvarez	2	2	137	0	0
Leonel Alvarez	5	5	450	0	0
Hamisi Amani-Dove	2	2	133	0	0
Dominique Badji	1	1	90	0	0
Tenywa Bonseu	3	3	281	0	0
Bressan	1	1	77	0	0
Ray Burse	1	0	95	0	0
Edwin Cerrillo	1	0	12	0	0
Ezequiel Cirigliano	1	1	90	0	0
Daniel Cruz	1	0	23	0	0
Denilson	1	1	50	0	0
Mark Dodd	12	11	1035	0	0

FC DALLAS

Andres Escobar	3	1	107	0	0
Justin Evans	2	0	77	0	0
Richard Farrer	17	11	1103	0	0
Raul Fernandez	1	1	90	0	0
Jesus Ferreira	1	1	78	0	0
Maynor Figueroa	3	3	256	0	0
Jorge Flores	2	0	28	0	0
Scott Garlick	2	2	210	0	0
Jesse Gonzalez	6	6	600	0	0
Carlos Gruezo	3	3	270	0	0
Kevin Hartman	5	5	480	0	0
Jacori Hayes	1	0	31	0	0
Daniel Hernandez	5	5	480	0	0
Moises Hernandez	2	2	175	0	0
Zak Ibsen	3	2	191	0	0
Ricardo Iribarren	2	2	148	0	0
Jackson	5	5	392	0	0
Andrew Jacobson	1	1	67	0	0
Steve Jolley	2	2	210	0	0
Matt Jordan	12	12	1066	0	0
Aleksey Korol	3	1	76	0	0
Carlos Lizarazo	1	0	16	0	0
Zach Loyd	11	8	845	0	0
Ruben Luna	1	0	13	0	0
Maicon Santos	1	0	17	0	0
Drew Moor	5	4	428	0	0
Richard Mulrooney	2	2	210	0	0
Ramon Nunez	2	2	210	0	0
Dominic Odoro	2	0	65	0	0
Percy Olivares	1	0	2	0	0
Zdenek Ondrasek	1	1	89	0	0
Brandon Pollard	8	8	703	0	0
Paxton Pomykal	1	0	43	0	0
Pablo Ricchetti	2	1	146	0	0
Milton Rodriguez	1	1	32	0	0
Dario Sala	4	4	325	0	0
Marcelo Saragosa	2	0	57	0	0
Juan Sastoque	1	0	2	0	0
Chris Seitz	4	4	360	0	0
Adrian Serieux	2	2	170	0	0
Brandon Servania	1	1	108	0	0
Tom Soehn	4	4	356	0	0
Diego Sonora	3	3	246	0	0
Temoc Suarez	2	1	57	0	0
Carey Talley	1	0	24	0	0
Juan Toja	2	2	210	0	0
Victor Ulloa	9	9	706	0	0
Joselito Vaca	4	1	97	0	0
Simo Valakari	4	4	420	0	0
Ricardo Villar	1	1	82	0	0
David Wagenfuhr	2	0	98	0	0
Wade Webber	4	4	360	0	0
Mark Wilson	2	2	111	0	0
Alex Yi	1	1	120	0	0
Team totals	45	45	4281	60	73
Opponent totals	45	45	4281	82	96

DALLAS INDIVIDUAL GOALKEEPING

GOALKEEPER	GP	GS	SV	GA	GAA	SO
Scott Garlick	2	2	6	2	0.86	1
Raul Fernandez	1	1	7	1	1.00	0
Dario Sala	4	4	20	4	1.11	1
Kevin Hartman	5	5	20	6	1.13	1
Chris Seitz	4	4	11	5	1.25	1
Matt Jordan	12	12	42	22	1.86	0
Mark Dodd	12	11	45	24	2.09	2
Jesse Gonzalez	6	6	20	14	2.10	0
Ray Burse	1	0	5	4	3.79	0
Team totals	45	45	180	82	1.72	6
Opponent totals	45	45	156	60	1.26	10



CAREER POSTSEASON STATISTICS FOR CURRENT FC DALLAS PLAYERS

UNF	POS	PLAYER	GP	GS	MIN	G	A	SHT	SOG	PKG	PKA	SKG	SKA	FC	FS	OFF	CK	C	E
8	M	Bryan Acosta	1	1	120	1	0	6	1	0	0	0	0	4	1	0	0	1	0
21	M-F	Michael Barrios	8	8	759	0	2	16	5	0	0	0	0	8	7	2	3	0	0
4	D	Bressan	1	1	77	0	0	0	0	0	0	0	0	1	0	0	0	0	0
33	M	Edwin Cerrillo	1	0	12	0	0	0	0	0	0	0	0	0	0	0	0	0	0
7	F	Jesus Ferreira	1	1	78	0	0	1	0	0	0	0	0	0	0	0	0	0	0
24	D	Matt Hedges	11	11	1050	2	0	6	2	0	0	0	0	16	8	0	0	0	0
12	M	Ryan Hollingshead	9	6	627	1	0	8	2	0	0	1	1	3	9	0	0	0	0
11	M	Santiago Mosquera	2	1	132	0	1	8	3	0	0	0	0	2	1	0	2	0	0
9	F	Fafa Picault	3	2	228	1	1	7	4	0	0	0	0	5	5	6	0	0	0
19	M	Paxton Pomykal	1	0	43	0	0	3	1	0	0	0	0	1	0	0	0	0	0
18	M	Brandon Servania	1	1	108	0	0	3	1	0	0	0	0	4	0	0	0	0	0
3	D-M	Reto Ziegler	2	2	210	0	1	2	0	0	0	0	0	2	0	1	6	0	0



FC DALLAS

FC DALLAS INDIVIDUAL HIGH GAMES (2020)

Goals					
3	Santiago Mosquera	09/16/2020	vs. COL	W 4-1	
Assists					
1	25 times				
Shots					
7	Zdenek Ondrasek	03/07/2020	vs. MTL	T 2-2	
Shots on Goal					
4	Franco Jara	09/19/2020	at KC	W 3-2	
Fouls Committed					
6	Michael Barrios	09/02/2020	at KC	T 1-1	
Fouls Suffered					
7	Andres Ricuarte	09/23/2020	at ATL	L 0-1	
Offside					
2	5 times				
Saves					
7	Jimmy Maurer	08/16/2020	vs. NSH	T 0-0	
Shots Faced					
9	Phelipe Megiolaro	11/08/2020	at MIN	L 0-3	
Goals Allowed					
3	Kyle Zobeck	09/09/2020	at MIN	L 2-3	
3	Jimmy Maurer	10/20/2020	at NSH	L 0-3	
3	Phelipe Megiolaro	11/08/2020	at MIN	L 0-3	

TEAM HIGH GAMES (2020)

Goals					
4	09/16/2020	vs. COL	W 4-1		
Assists					
4	09/09/2020	at MIN	L 2-3		
Shots					
28	10/07/2020	at HOU	L 0-2		
Shots on Goal					
9	09/19/2020	at KC	W 3-2		
9	10/31/2020	vs. HOU	W 3-0		
Fouls Committed					
15	08/29/2020	vs. MIN	W 3-1		
15	10/03/2020	vs. CLB	T 2-2		
Fouls Suffered					
18	02/29/2020	vs. PHI	W 2-0		
Corner Kicks					
15	10/07/2020	at HOU	L 0-2		
Offside					
3	08/21/2020	at HOU	T 0-0		
3	09/27/2020	vs. ORL	T 0-0		
3	10/20/2020	at NSH	L 0-3		
Saves					
7	08/16/2020	vs. NSH	T 0-0		
Shots Faced					
9	11/08/2020	at MIN	L 0-3		
Goals Allowed					
3	09/09/2020	at MIN	L 2-3		
3	10/20/2020	at NSH	L 0-3		
3	11/08/2020	at MIN	L 0-3		

TEAM LOW GAMES (2020)

Shots					
5	09/02/2020	at KC	T 1-1		
Shots on Goal					
1	08/16/2020	vs. NSH	T 0-0		
1	08/21/2020	at HOU	T 0-0		
1	09/23/2020	at ATL	L 0-1		
Fouls Committed					
6	11/08/2020	at MIN	L 0-3		
Fouls Suffered					
9	03/07/2020	vs. MTL	T 2-2		
9	09/19/2020	at KC	W 3-2		
Corner Kicks					
2	08/16/2020	vs. NSH	T 0-0		
2	08/29/2020	vs. MIN	W 3-1		
2	09/23/2020	at ATL	L 0-1		
2	10/20/2020	at NSH	L 0-3		
Offside					
0	7 times				
Saves					
0	03/07/2020	vs. MTL	T 2-2		
Shots Faced					
2	03/07/2020	vs. MTL	T 2-2		
2	10/31/2020	vs. HOU	W 3-0		

FC DALLAS INDIVIDUAL POSTSEASON HIGH GAMES (1996-2019)

Goals					
2	Dante Washington	10/08/1997	vs. LA	W 3-0	
2	Ariel Graziani	11/07/1999	vs. LA	W 2-2	
2	Carlos Ruiz	10/29/2005	vs. COL	L 2-2	
Assists					
2	6 times				
Shots					
11	Carlos Ruiz	10/29/2005	vs. COL	L 2-2	
Shots on Goal					
4	Ariel Graziani	11/07/1999	vs. LA	W 2-2	
4	Ramon Nunez	10/29/2005	vs. COL	L 2-2	
4	Jackson	10/26/2011	vs. NY	L 0-2	
Fouls Committed					
6	Ted Eck	10/23/1999	at CHI	L 0-4	
6	Ariel Graziani	09/20/2001	at CHI	L 0-2	
6	Oscar Pareja	09/23/2001	vs. CHI	T 1-1	
Fouls Suffered					
8	Oscar Pareja	09/20/2001	at CHI	L 0-2	
Offside					
6	Carlos Ruiz	10/29/2005	vs. COL	L 2-2	
Saves					
12	Mark Dodd	09/26/1996	at KC	L 2-3	
Shots Faced					
15	Mark Dodd	09/26/1996	at KC	L 2-3	
Goals Allowed					
6	Mark Dodd	10/01/1998	at LA	L 1-6	

TEAM POSTSEASON HIGH GAMES (1996-2019)

Goals					
4	09/25/2002	vs. COL	W 4-2		
Assists					
6	09/25/2002	vs. COL	W 4-2		
Shots					
37	10/29/2005	vs. COL	L 2-2		
Shots on Goal					
14	10/29/2005	vs. COL	L 2-2		
Fouls Committed					
32	09/23/2001	vs. CHI	T 1-1		
Fouls Suffered					
27	10/28/2006	vs. COL	L 2-3		
Corner Kicks					
10	11/11/1999	at LA	L 1-3		
10	10/29/2005	vs. COL	L 2-2		
Offside					
9	10/12/1997	vs. COL	L 0-1		
Saves					
12	09/26/1996	at KC	L 2-3		
Shots Faced					
15	09/26/1996	at KC	L 2-3		
Goals Allowed					
6	10/01/1998	at LA	L 1-6		

TEAM POSTSEASON LOW GAMES (1996-2019)

Shots					
4	10/02/1996	vs. KC	L 2-2		
Shots on Goal					
1	10/05/1997	at LA	W 0-0		
1	10/23/1999	at CHI	L 0-4		
1	11/10/2014	at SEA	T 0-0		
Fouls Committed					
9	10/22/2005	at COL	T 0-0		
9	10/31/2018	vs. POR	L 1-2		
Fouls Suffered					
8	10/27/2007	vs. HOU	W 1-0		
Corner Kicks					
0	10/05/1997	at LA	W 0-0		
0	10/27/2007	vs. HOU	W 1-0		
Offside					
0	8 times				
Saves					
1	10/08/1997	vs. LA	W 3-0		
1	10/16/1999	vs. CHI	W 2-1		
1	11/29/2015	vs. POR	T 2-2		
1	11/06/2016	vs. SEA	W 2-1		
1	10/31/2018	vs. POR	L 1-2		
Shots Faced					
2	10/08/1997	vs. LA	W 3-0		
2	10/16/1999	vs. CHI	W 2-1		
2	11/06/2016	vs. SEA	W 2-1		



2020 FC DALLAS STATISTICS (9-6-7, 34 pts.)

UNF	POS	PLAYER	GP	GS	MIN	G	A	SHT	SOG	FC	FS	OFF	CK	C	E
29	F	Franco Jara	19	16	1388	7	0	37	20	27	27	11	1	4	0
12	M	Ryan Hollingshead	20	19	1731	4	1	30	11	23	17	2	1	3	0
11	M	Santiago Mosquera	12	5	411	4	0	17	9	5	6	4	2	0	0
9	M	Fafa Picault	18	11	1040	3	2	22	8	5	13	3	0	1	0
13	F	Zdenek Ondrasek	5	4	312	2	1	11	3	5	2	1	0	1	0
16	F	Ricardo Pepi	17	4	458	2	1	15	6	10	4	2	0	0	0
3	D	Reto Ziegler	19	17	1529	2	1	6	4	8	5	1	38	3	0
21	M	Michael Barrios	21	19	1681	1	5	35	10	25	26	1	32	5	0
10	M	Andres Ricuarte	14	13	1112	1	2	17	6	16	45	0	36	1	0
7	F	Jesus Ferreira	19	13	979	1	1	19	7	6	9	2	0	3	0
19	M	Paxton Pomykal	5	1	150	1	0	1	1	1	5	0	0	1	0
14	D	Bryan Reynolds	17	14	1267	0	3	4	1	21	15	0	0	2	0
8	M	Bryan Acosta	11	10	759	0	2	17	8	23	8	1	1	2	1
4	D	Bressan	18	11	1167	0	1	4	1	9	12	0	0	4	0
2	D	Reggie Cannon	5	5	450	0	1	4	2	4	13	0	0	1	0
24	D	Matt Hedges	19	18	1538	0	1	8	2	9	3	0	0	0	0
26	D	John Nelson	11	8	705	0	1	2	1	0	3	0	0	0	0
5	M	Thiago Santos	20	19	1623	0	1	8	0	41	47	0	0	8	0
15	M	Tanner Tessmann	19	9	1001	0	1	16	4	7	7	0	0	0	0
33	M	Edwin Cerrillo	2	0	17	0	0	0	0	0	0	0	0	0	0
1	G	Jesse Gonzalez	2	2	180	0	0	0	0	0	1	0	0	0	0
20	G	Jimmy Maurer	16	16	1392	0	0	0	0	0	3	0	0	0	0
99	G	Phelipe Megiolaro	1	1	90	0	0	0	0	0	0	0	0	0	0
31	F	Dante Sealy	5	0	49	0	0	2	0	4	3	0	0	0	0
18	M	Brandon Servania	12	4	398	0	0	3	0	5	7	0	0	1	0
22	F	Ema Twumasi	4	0	35	0	0	0	0	1	0	0	0	0	0
30	G	Kyle Zobeck	4	3	318	0	0	0	0	0	0	0	0	0	0
10	M	Pablo Aranguiz	0	0	0	0	0	0	0	0	0	0	0	0	0
17	F	Francis Atuahene	0	0	0	0	0	0	0	0	0	0	0	0	0
40	G	Carlos Avilez	0	0	0	0	0	0	0	0	0	0	0	0	0
28	D	Nkosi Burgess	0	0	0	0	0	0	0	0	0	0	0	0	0
46	D	Justin Che	0	0	0	0	0	0	0	0	0	0	0	0	0
25	D	Callum Montgomery	0	0	0	0	0	0	0	0	0	0	0	0	0
27	D	Eddie Munjoma	0	0	0	0	0	0	0	0	0	0	0	0	0
23	M	Thomas Roberts	0	0	0	0	0	0	0	0	0	0	0	0	0
		Team totals	22	22	1980	28	25	278	104	255	297	28	111	42	1
		Opponent totals	22	22	1980	24	26	340	100	297	255	11	129	45	3

GAME-WINNING GOALS: Ryan Hollingshead 4, Franco Jara 3, Zdenek Ondrasek 1, Jesus Ferreira 1

GAME-WINNING ASSISTS: Michael Barrios 3, Bryan Reynolds 2, Reto Ziegler 1, Fafa Picault 1
Ricardo Pepi 1, Ryan Hollingshead 1, Jesus Ferreira 1

PENALTY KICK GOALS/ATTEMPTS: Reto Ziegler 2-2, Franco Jara 1-1

FC DALLAS INDIVIDUAL GOALKEEPING

UNF	POS	GOALKEEPER	GP	GS	MIN	SHTS	SV	GA	GAA	PG	PA	W	L	T	SO
20	G	Jimmy Maurer	16	16	1392	68	54	13	0.84	2	2	6	4	5	7
1	G	Jesse Gonzalez	2	2	180	5	3	2	1.00	0	0	1	0	1	1
30	G	Kyle Zobeck	4	3	318	18	11	6	1.70	1	1	2	1	1	0
99	G	Phelipe Megiolaro	1	1	90	9	6	3	3.00	0	0	0	1	0	0
		Team totals	22	22	1980	100	74	24	1.09	3	3	9	6	7	8
		Opponent totals	22	22	1980	104	75	28	1.27	3	3	6	9	7	9

* = Played with other teams in 2020. Only FC Dallas statistics listed here.



FC DALLAS 2020 SCHEDULE

DAY	DATE	OPPONENT	RESULT	ATT.	W-L-T	POS.	PTS	NOTES:
Sat.	Feb. 29	Philadelphia	W 2-0	16,219	1-0-0	T1	3	DAL: Ondrasek (61) Pomykal (91+)
Sat.	Mar. 7	Montreal	T 2-2	15,865	1-0-1	T4	4	DAL: Ondrasek (83) Pepi (96+); MTL: Urruti (59,68)
Wed.	Aug. 12	Nashville SC	L 0-1		1-1-1	T7	4	NSH: Accam (86)
Sun.	Aug. 16	Nashville SC	T 0-0		1-1-2	10	5	
Fri.	Aug. 21	at Houston	T 0-0		1-1-3	T8	6	
Wed.	Aug. 26	Colorado				T10		postponed
Sat.	Aug. 29	Minnesota	W 3-1		2-1-3	T6	9	DAL: Picault (11) Ferreira (12) Ziegler (96+); MIN: Dotson (55)
Wed.	Sept. 2	at Sporting KC	T 1-1		2-1-4	T8	10	DAL: Jara (9); KC: Shelton (48+)
Wed.	Sept. 9	at Minnesota	L 2-3		2-2-4	T9	10	DAL: Pepi (42) Mosquera (77); MIN: Toye (11) Molino (28,70)
Sat.	Sept. 12	Houston	W 2-1		3-2-4	T8	13	DAL: Ricuarte (28) Jara (61); HOU: Rodriguez (41)
Wed.	Sept. 16	Colorado	W 4-1		4-2-4	4	16	DAL: Mosquera (41,57,78) Jara (49); COL: Shinyashiki (63)
Sat.	Sept. 19	at Sporting KC	W 3-2		5-2-4	3	19	DAL: Jara (42,48) Hollingshead (86); KC: Russell (53,83)
Wed.	Sept. 23	at Atlanta	L 0-1		5-3-4	T4	19	ATL: Larentowicz (55)
Sun.	Sept. 27	Orlando City SC	T 0-0		5-3-5	T3	20	
Sat.	Oct. 3	Columbus	T 2-2		5-3-6	5	21	DAL: Barrios (38) Ziegler (53); CLB: Mokhtar (47) Santos (62)
Wed.	Oct. 7	at Houston	L 0-2		5-4-6	T5	21	HOU: Quintero (20) Ceren (83)
Sun.	Oct. 11	Minnesota				6		postponed
Wed.	Oct. 14	Sporting KC	W 1-0		6-4-6	T4	24	DAL: Hollingshead (43)
Tue.	Oct. 20	at Nashville SC	L 0-3		6-5-6	T5	24	NSH: Leal (19) Cadiz (73) Rios (88)
Sat.	Oct. 24	at Real Salt Lake	T 0-0		6-5-7	T5	25	
Wed.	Oct. 28	Inter Miami CF	W 2-1		7-5-7	6	28	DAL: Jara (60) Hollingshead (82); MCF: Pizarro (33)
Sat.	Oct. 31	Houston	W 3-0		8-5-7	T4	31	DAL: Jara (19) Picault (27,93+)
Wed.	Nov. 4	at Nashville SC	W 1-0		9-5-7	4	34	DAL: Hollingshead (19)
Sun.	Nov. 8	at Minnesota	L 0-3		9-6-7	T4	34	MIN: Molino (17,79) Reynoso (47)



FC DALLAS

FC DALLAS – GAME-BY-GAME

#	Player	1	2	3	4	5	6	7	8	9	10	11	12	13	14	15	16	17	18	19	20	21	22
	SJ	MTL	NSH	NSH	HOU	MIN	MIN	KC	MIN	HOU	COL	KC	ATL	ORL	CLB	HOU	KC	NSH	RSL	MCF	HOU	NSH	MIN
	2-0	2-2	0-1	0-0	0-0	3-1	1-1	2-3	2-1	4-1	3-2	0-1	0-0	2-2	0-2	1-0	0-3	0-0	2-1	3-0	1-0	0-3	
1	Jesse Gonzalez	90G	90G	90M	90D	90M								90D	90D	83D	90D	90D	90D	90D	90D	16	6
2	Reggie Cannon	90D	90D	74D	90D	90D	90D	90D	90D	90D	90D	90D											
3	Reto Ziegler	90D	90D	90D	90D	90D	90D	90D	90D	90D	90D												
4	Bressan	25	90D	90D	23	45	90D	4	6	17	90D												
5	Thiago Santos	90M	90M	74M	90M	90M	90M	87M	90M	83M	90M												
6	Jesus Ferreira	76M	76M	59M	34	63M	59M	64M	3														
7	Bryan Acosta	90M	90M	90M	69M	84M	19M																
8	Fafa Picault	65M	62M	3	34	27	67F																
9	Pablo Aranguiz																						
10	Andres Ricuarte																						
11	Santiago Mosquera																						
12	Ryan Hollingshead	28	90D	90M																			
13	Zdenek Ondrasek	90F	90F	16	56F																		
14	Bryan Reynolds	90M	62M	16																			
15	Tanner Tessmann	1	14	31	17	1	59F																
16	Ricardo Pepi																						
17	Francis Atuahene																						
18	Brandon Servania																						
19	Paxton Pomykal	14	28	31	56M	21																	
20	Jimmy Maurer	90G	90G	90G	90G	42G																	
21	Michael Barrios	89M	90M	87M	83M	69M	31	90M	90F	90M	74M	34	83M	89M	90M	90M	88M						
22	Ema Twumasi																						
23	Thomas Roberts																						
24	Matt Hedges																						
25	Callum Montgomery																						
26	John Nelson																						
27	Eddie Munjoma																						
28	Nkosi Burgess																						
29	Franco Jara																						
30	Kyle Zobeck																						
31	Dante Sealy																						
33	Edwin Cerrillo																						
40	Carlos Avilez																						
46	Justin Che																						
99	Phelepe Megiolaro																						

"00" = 100 minutes played
 F/M/D/G = starting position



FC DALLAS

FC DALLAS – GAME-BY-GAME LOG

Game #	Date	Opponent	Result	Goals	Assists
Game #1	02/29/2020	DAL 2 vs PHI 0	W		
Game #2	03/07/2020	DAL 2 vs MIL 2	T		
Game #3	08/12/2020	DAL 0 vs NSH 1	L		
Game #4	08/16/2020	DAL 0 vs NSH 0	T		
Game #5	08/21/2020	DAL 0 at HOU 0	T		
Game #6	08/29/2020	DAL 3 vs MIN 1	W		
Game #7	09/02/2020	DAL 1 at KC 1	T		
Game #8	09/09/2020	DAL 2 at MIN 3	L		
Game #9	09/12/2020	DAL 2 vs HOU 1	W		
Game #10	09/16/2020	DAL 4 vs COL 1	W		
Game #11	09/19/2020	DAL 3 at KC 2	W		
Game #12	09/23/2020	DAL 0 at ATL 1	L		
Game #13	09/27/2020	DAL 0 vs ORL 0	T		
Game #14	10/03/2020	DAL 2 vs CLB 2	T		
Game #15	10/07/2020	DAL 0 at HOU 2	L		
Game #16	10/14/2020	DAL 1 vs KC 0	W		
Game #17	10/20/2020	DAL 0 at NSH 3	L		
Game #18	10/24/2020	DAL 0 at RSL 0	T		
Game #19	10/28/2020	DAL 2 vs MCF 1	W		
Game #20	10/31/2020	DAL 3 vs HOU 0	W		
Game #21	11/04/2020	DAL 1 at NSH 0	W		
Game #22	11/08/2020	DAL 0 at MIN 3	L		

Ondrasek 1 (Ferreira 1) 61; Pomykal 1 (Tessmann 1) 91+
 Ondrasek 2 (Cannon 1, Thiago Santos 1) 83; Pepi 1 (Ondrasek 1) 96+
 Picault 1 (Acosta 1) 11; Ferreira 1 (Pepi 1) 12; Ziegler 1 (penalty kick) 96+
 Jara 1 (Acosta 2) 9
 Pepi 2 (Reynolds 1, Barrios 1) 42; Mosquera 1 (Bressan 1, Ricuarte 1) 77
 Ricuarte 1 (unassisted) 28; Jara 2 (Barrios 2, Hollingshead 1) 61
 Mosquera 2 (Barrios 3, Hedges 1) 41; Jara 3 (Ziegler 1) 49; Mosquera 3 (unassisted) 57; Mosquera 4 (unassisted) 78
 Jara 4 (Nelson 1) 42; Jara 5 (unassisted) 48; Hollingshead 1 (unassisted) 86
 Barrios 1 (Picault 1) 38; Ziegler 2 (penalty kick) 53
 Hollingshead 2 (Reynolds 2) 43
 Jara 6 (penalty kick) 60; Hollingshead 3 (Reynolds 3, Barrios 4) 82
 Jara 7 (Barrios 5, Picault 2) 19; Picault 2 (Ricuarte 2) 27; Picault 3 (unassisted) 93+
 Hollingshead 4 (unassisted) 19



SPORTING KANSAS CITY

2020 RECORD

	GP	W-L-T	PTS	GF	GA
Sporting	21	12-6-3	39	38	25

RECORD at CHILDREN'S MERCY PARK

	GP	W-L-T	PTS	GF	GA
	9	5-3-1	16	18	12

RECORD on road

	GP	W-L-T	PTS	GF	GA
	9	5-2-2	17	14	9

RECORD at the half

	W	L	T
LEADING	5	2	0
TIED	5	0	3
TRAILING	2	4	0

RECORD with the first goal

	W	L	T
SCORING	10	2	1
CONCEDING	2	4	2

TEAM COMPARISONS

	FOR	AGAINST
GOALS SCORED	1.81 (5th)	1.19 (10th)
TOTAL SHOTS	14.90 (3rd)	9.48 (1st)
SHOTS ON GOAL	4.90 (8th)	3.90 (6th)
SHOOTING ACCURACY	32.9% (22nd)	41.2% (24th)
SCORING %AGE	12.1% (11th)	12.6% (19th)
FOULS	12.29 (14th)	11.62 (7th)
CORNER KICKS	6.19 (4th)	3.57 (1st)
OFFSIDE	1.43 (17th)	1.86 (17th)

GOALS SCORED IN GAME

GP	0	1	2	3	4+	TOT	AVG
21	1	8	8	2	2	38	1.81

GOALS ALLOWED IN GAME

GP	0	1	2	3	4+	TOT	AVG
21	7	7	5	1	1	25	1.19

GOALS BY INTERVALS

	TOT	0-15	16-30	31-45+	46-60	61-75	76-90+
FOR	38	2	5	6	8	7	10
AGAINST	25	3	2	7	5	1	7

WHERE THE GOALS COME FROM

	FOR	AGAINST
GOALS SCORED	38	25
MINUTES PER GOAL	50	76

HOW SCORED

RIGHT FOOT	21	14
LEFT FOOT	12	6
HEADERS	5	4
OTHER	0	1


TYPE OF PLAY

OPEN PLAY	21	16
CROSS	2	4
CORNER	8	4
REBOUND	1	0
PENALTIES	1	0
DIRECT FROM FREE KICK	0	0
FREE KICK (INDIRECT)	4	0
OWN GOALS	1	1

DISTANCE

INSIDE GOAL AREA	12	3
INSIDE PENALTY AREA	22	20
OUTSIDE PENALTY AREA	4	2

PRIMARY TEAM





SPORTING KANSAS CITY

No.	Player	Pos	Ht	Wt	Birthdate	Birthplace	2020				CAREER			
							GP	GS	G	A	GP	GS	G	A
1	Richard Sanchez	GK	6-3	185	04/05/1994	Mission Hills, CA	2	1	0	0	29	27	0	0
MLS Season: 8. Last club: Tigres UANL (Mexico)														
3	Andreu Fontas	DF	6-1	190	11/14/1989	Banyoles, Spain	3	3	1	0	18	14	1	0
MLS Season: 2. Last club: Celta Vigo (Spain)														
4	Roberto Punccec	DF	6-1	170	10/27/1991	Varazdin, Croatia	20	18	0	1	20	18	0	1
MLS Season: 1. Last club: HNK Rijeka (Croatia)														
5	Matt Besler	DF	6-0	175	02/11/1987	Kansas City, MO	10	9	0	0	294	285	3	18
MLS Season: 12. 2009 SuperDraft: Round 1, Pick 8 (Notre Dame). International: USA 47/1														
6	Ilie Sanchez	MF	5-11	165	11/21/1990	Barcelona, Spain	15	13	0	1	114	107	6	12
MLS Season: 4. Last club: Elche CF (Spain)														
7	Johnny Russell	FW	5-10	168	04/08/1990	Glasgow, Scotland	21	17	6	4	79	65	25	23
Designated Player. MLS Season: 3. Last club: Derby County FC (England). International: Scotland 14/1														
8	Graham Zusi	MF	5-10	155	08/18/1986	Orlando, FL	15	14	1	1	294	252	29	66
MLS Season: 12. 2009 SuperDraft: Round 2, Pick 23 (Maryland). International: USA 55/5														
9	Alan Pulido	FW	5-10	170	03/08/1991	Ciudad Victoria, Mexico	12	11	6	5	12	11	6	5
Designated Player. MLS Season: 1. Last club: CD Guadalajara (Mexico). International: Mexico 13/5														
10	Felipe Gutierrez	MF	5-9	170	10/08/1990	Quintero, Chile	0	0	0	0	52	49	19	5
Designated Player. MLS Season: 3. Last club: Real Betis (Spain). International: Chile 35/4														
11	Khiry Shelton	FW	6-3	180	06/26/1993	Carson, CO	20	17	5	1	94	55	13	16
MLS Season: 5. Last club: SC Paderborn (Germany) 2013 SuperDraft: Round 1, Pick 2 (Oregon State)														
12	Gerso Fernandes	FW	5-8	140	02/23/1991	Bissau, Guinea-Bissau	19	10	3	3	107	73	18	16
MLS Season: 4. Last club: C.F. Os Belenenses (Portugal)														
13	Amadou Dia	DF	5-10	150	06/08/1993	Nantes, France	12	9	0	1	45	32	0	2
MLS Season: 3. Last club: Phoenix Rising (USL). 2015 SuperDraft: Round 1, Pick 20 (Clemson)														
15	Roger Espinoza	MF	5-10	180	10/25/1986	Puerto Cortes, Honduras	16	12	2	2	254	229	10	37
MLS Season: 11. Last club: Wigan Athletic (England). 2008 SuperDraft: Round 1, Pick 11 (Ohio State). International: Honduras 52/4														
16	Graham Smith	DF	6-3	190	11/25/1995	Highlands Ranch, CO	4	4	0	0	17	16	1	1
MLS Season: 3. Last club: Sporting KC II (USL). 2018 SuperDraft: Round 1, Pick 18 (Denver)														
17	Gadi Kinda	MF	5-8	145	03/23/1994	Addis Ababa, Ethiopia	18	16	6	4	18	16	6	4
MLS Season: 1. Last club: Beitar Jerusalem (Israel)														
18	Eric Dick	GK	6-4	220	10/03/1994	Roeland Park, KS	0	0	0	0	1	1	0	0
MLS Season: 3. 2018 SuperDraft: Round 1, Pick 15 (Butler)														
19	Erik Hurtado	FW	5-9	185	11/15/1990	Fredricksburg, VA	15	3	5	0	133	58	19	10
MLS Season: 8. Last club: Vancouver Whitecaps FC. 2013 SuperDraft: Round 1, Pick 5 (Santa Clara)														
20	Daniel Salloi	FW	6-2	155	07/19/1996	Siofok, Hungary	7	1	0	0	86	55	15	10
Homegrown Player. MLS Season: 5. Last club: Gyirmot ST (Hungary)														
21	Felipe Hernandez	MF	5-8	135	06/08/1998	Ibague, Colombia	16	8	0	1	18	9	0	1
Homegrown Player. MLS Season: 2. Last club: Sporting KC II (USL)														
22	Winston Reid	DF	6-3	190	07/03/1988	Auckland, New Zealand	10	8	1	0	10	8	1	0
MLS Season: 1. Last club: West Ham United (England). International: New Zealand 25/1														
23	Tyler Freeman	FW	5-11	155	01/09/2003	Overland Park, KS	0	0	0	0	0	0	0	0
Homegrown Player. MLS Season: 1.														
24	John Puskamp	GK	6-2	190	04/19/2001	Bakersfield, CA	0	0	0	0	0	0	0	0
Homegrown Player. MLS Season: 1. Last club: Sporting Kansas City II (USL)														
26	Jaylin Lindsey	DF	5-10	195	03/27/2000	Charlotte, NC	12	11	0	2	20	18	0	3
Homegrown Player. MLS Season: 3.														
27	Gianluca Busio	MF	5-7	135	05/28/2002	Greensboro, NC	19	15	1	3	48	26	5	5
Homegrown Player. MLS Season: 4.														
28	Cameron Duke	MF	5-6	130	02/13/2001	Overland Park, KS	8	2	0	0	8	2	0	0
Homegrown Player. MLS Season: 2.														
29	Tim Melia	GK	6-0	205	05/15/1986	Great River, NY	20	20	0	0	173	172	0	0
MLS Season: 11. Last club: Chivas USA (MLS). College: Lynn Univ.														
36	Luis Martins	DF	5-8	160	06/10/1992	Lamego, Portugal	11	9	0	2	21	18	0	2
MLS Season: 2. Last club: G.D. Chaves (Portugal)														
75	Wan Kuzain	MF	5-10	140	09/14/1998	Carbondale, IL	0	0	0	0	6	3	1	0
Homegrown Player. MLS Season: 3. Last club: Swope Park Rangers (USL)														
96	Wilson Harris	FW	5-11	165	11/28/1999	Los Angeles, CA	0	0	0	0	0	0	0	0
Homegrown Player. MLS Season: 1. Last club: Sporting KC II (USL)														

HEAD COACH : Peter Vermes

11/21/1966

W155L121 T93



SPORTING KANSAS CITY

SPORTING KANSAS CITY PLAYOFF HISTORY

vs. Team	No. of Series		GP	W-L-T	OT	ShO	GF	GA	Last Mtg.	Round	Series Result
	Series	W-L									
Chicago	1	1-0	1	1-0-0	0-0-0	0-0	1	0	2000	MLS Cup '00	Won MLS Cup '00
Chivas USA	1	1-0	2	1-0-1	0-0-0	0-0	1	0	2007	Quarterfinals	Won 1 games to 0
Colorado	4	3-1	9	5-2-2	0-0-1	0-0	13	9	2011	Quarterfinals	Won 2 games to 0
Columbus	1	0-1	2	0-1-1	0-0-0	0-0	1	3	2008	Quarterfinals	Lost 1 games to 0
D.C. United	1	0-1	1	0-1-0	0-0-0	0-0	2	3	2004	MLS Cup '04	Lost MLS Cup '04
FC Dallas	1	1-0	3	2-1-0	0-0-0	1-0	6	6	1996	West Semifinals	Won 2 games to 1
Houston	5	1-4	7	2-4-1	0-1-0	0-0	3	8	2017	Wild Card	Lost 1 games to 0
Los Angeles	4	2-2	9	3-5-1	0-2-1	0-1	15	14	2004	Semifinals	Won 1 games to 0
Miami	1	0-1	3	1-2-0	0-0-0	0-0	4	4	2001	Quarterfinals	Lost 6 pts. to 3
New England	1	1-0	2	1-1-0	1-0-0	0-0	4	3	2013	Quarterfinals	Won Series Tie-Breaker
New York	1	0-1	1	0-1-0	0-0-0	0-0	1	2	2014	Wild Card	Lost 1 games to 0
Portland	2	0-2	3	0-1-2	0-0-1	0-0	4	5	2018	Semifinals	Lost 1 games to 0
Real Salt Lake	2	2-0	3	1-0-2	0-0-1	0-0	6	4	2018	Quarterfinals	Won 1 games to 0
San Jose	2	1-1	3	1-2-0	0-1-0	0-0	5	5	2004	Quarterfinals	Won Series Tie-Breaker
Seattle	1	0-1	1	0-1-0	0-0-0	0-0	0	1	2016	Wild Card	Lost 1 games to 0
TOTALS	28	13-15	50	18-22-10	1-4-4	1-1	66	67			

SPORTING KANSAS CITY - ALL-TIME POSTSEASON RESULTS

DATE	OPPONENT	RESULT	ATT.	W-L-T	RD.	GOALS:
09/26/1996	Dallas	W 3-2	4,466	1-0-0	QTR	KC: Johnston (16) McKeon (79) Preki (89); DAL: Elliott (21) Ashton (25)
09/29/1996	at Dallas	L 1-2	10,125	1-1-0	QTR	KC: Preki (30); DAL: Kreis (5) Washington (32)
10/02/1996	at Dallas	W 3-2	9,802	2-1-0	QTR	KC: Chung (41) Takawira (62); DAL: Sanchez (27) Elliott (66)
10/10/1996	at Los Angeles	L 1-2	25,212	2-2-0	SEM	KC: Preki (52); LA: Armas (48) Vanney (57)
10/13/1996	Los Angeles	L 1-2	11,041	2-3-0	SEM	KC: Preki (69); LA: Vanney (76)
10/04/1997	Colorado	L 0-3	10,174	0-1-0	QTR	COL: C. Henderson (25) Bravo (67) Paule (75)
10/08/1997	at Colorado	L 2-3	13,117	0-2-0	QTR	KC: Takawira (9) Preki (88); COL: Bravo (16,68) Harris (83)
09/16/2000	Colorado	W 1-0	8,682	1-0-0	QTR	KC: Molnar (18)
09/20/2000	at Colorado	T 0-0 (OT)	8,789	1-0-1	QTR	
09/24/2000	Colorado	W 3-2	4,156	2-0-1	QTR	KC: Henderson (11) Molnar (65) Gomez (69); COL: Bravo (70,90)
09/29/2000	Los Angeles	T 0-0 (OT)	11,815	2-0-2	SEM	
10/03/2000	at Los Angeles	L 1-2 (OT)	20,849	2-1-2	SEM	KC: McKeon (29); LA: Jones (16) Califf (93)
10/06/2000	Los Angeles	W 2-0 (ST)	8,320	3-1-2	SEM	KC: Molnar (21,96)
10/15/2000	Chicago	W 1-0	39,159	4-1-2	FIN	KC: Molnar (11)
09/22/2001	at Miami	L 0-2	6,281	0-1-0	QTR	MIA: Serna (28) Pineda Chacon (53)
09/26/2001	Miami	W 3-0	5,803	1-1-0	QTR	KC: Lowe (24) McKeon (31) Gomez (45)
09/29/2001	at Miami	L 1-2	8,119	1-2-0	QTR	KC: Lowe (13); MIA: Preki (14) Henderson (71)
09/25/2002	at Los Angeles	L 2-3 (OT)	14,585	0-1-0	QTR	KC: Preki (25) Brown (70); LA: Ruiz (62,99) Jones (85)
09/28/2002	Los Angeles	W 4-1	9,484	1-1-0	QTR	KC: Simutenkov (19); Quill (37); Preki (70); Fabbro (73); LA: Albright (71)
10/02/2002	at Los Angeles	L 2-5	14,713	1-2-0	QTR	KC: Klein (47) Preki (72); LA: Ruiz (34,66) Jones (45,62) Tennyson (90)
11/04/2003	at Colorado	T 1-1	6,434	0-0-1	QTR	KC: Harris (3); COL: Borchers (53)
11/08/2003	Colorado	W 2-0	10,712	1-0-1	QTR	KC: Simutenkov (45) Klein (63)
11/15/2003	at San Jose	L 2-3 (OT)	16,108	1-1-1	SEM	KC: Simutenkov (57) Klein (72); SJ: Lagos (61) Mullan (83) Donovan (117)
10/24/2004	at San Jose	L 0-2	8,659	0-1-0	QTR	SJ: De Rosario (40) Waibel (52)
10/30/2004	San Jose	W 3-0	10,222	1-1-0	QTR	KC: Stephenson (26) own goal (48) Jewsbury (90)
11/05/2004	Los Angeles	W 2-0	11,931	2-1-0	SEM	KC: Arnaud (24,69)
11/14/2004	D.C. United	L 2-3	25,797	2-2-0	FIN	KC: Burciaga (6) Wolff (58); DC: Eskandarian (19,23) own goal (26)
10/27/2007	Chivas USA	W 1-0	12,442	1-0-0	QTR	KC: Arnaud (35)
11/03/2007	at Chivas USA	T 0-0	19,711	1-0-1	QTR	
11/10/2007	at Houston	L 0-2	30,972	1-1-1	SEM	HOU: Jaqua (35) De Rosario (81)
11/01/2008	Columbus	T 1-1	10,385	0-0-1	QTR	KC: Arnaud (53); CLB: Lenhart (90)
11/08/2008	at Columbus	L 0-2	11,153	0-1-1	QTR	CLB: Evans (7) Rogers (57)
10/30/2011	at Colorado	W 2-0	8,601	1-0-0	QTR	KC: Bunbury (49,59)
11/02/2011	Colorado	W 2-0	18,565	2-0-0	QTR	KC: Collin (28) Sapong (76)
11/06/2011	Houston	L 0-2	20,839	2-1-0	SEM	HOU: Hainault (53) Costly (87)
11/04/2012	at Houston	L 0-2	20,689	0-1-0	QTR	HOU: Moffat (18) Bruin (75)
11/07/2012	Houston	W 1-0	20,894	1-1-0	QTR	KC: Sinovic (64)



SPORTING KANSAS CITY

11/02/2013	at New England	L 1-2	15,164	0-1-0	QTR KC: Collin (69); NE: Dorman (55) Rowe (67)
11/06/2013	New England	W 3-1 (OT)	19,031	1-1-0	QTR KC: Collin (41) Sinovic (79) Bieler (113); NE: Imbongo (70)
11/09/2013	at Houston	T 0-0	22,107	1-1-1	SEM
11/23/2013	Houston	W 2-1	21,650	2-1-1	SEM KC: Sapong (14) Dwyer (63); HOU: Garcia (3)
12/07/2013	Real Salt Lake	T 1-1 (OT)	21,650	2-1-2	FIN KC: Collin (76); RSL: Saborio (52)
10/30/2014	at New York	L 1-2	15,518	0-1-0	WC KC: Dwyer (53); NY: Wright-Phillips (77,90)
10/29/2015	at Portland	T 2-2 (OT)	21,144	0-0-1	WC KC: Ellis (87) Nemeth (96); POR: Wallace (57) Urruti (118)
10/27/2016	at Seattle	L 0-1	36,151	0-1-0	WC SEA: Valdez (88)
10/26/2017	at Houston	L 0-1 (OT)	14,126	0-1-0	WC HOU: Elis (94)
11/04/2018	at Real Salt Lake	T 1-1	14,045	0-0-1	QTR KC: Rubio (60); RSL: Rusnak (51)
11/11/2018	Real Salt Lake	W 4-2	19,918	1-0-1	QTR KC: Rubio (14) Salloi (19,97+) Sanchez (67); RSL: Saucedo (60) Kreilach (72)
11/25/2018	at Portland	T 0-0	21,144	1-0-2	SEM
11/29/2018	Portland	L 2-3	20,091	1-1-2	SEM KC: Salloi (20) Fernandes (81); POR: Blanco (52) Valeri (61,99+)



ALL-TIME KC WIZ.-SPORTING KANSAS CITY POSTSEASON STATISTICS (18-21-11, 62 PTS.)

Preki	20	19	1758	8	4
Miklos Molnar	7	7	659	5	0
Davy Arnaud	15	9	927	4	1
Aurelien Collin	11	11	1050	4	1
Chris Klein	16	16	1440	3	4
Igor Simutenkov	8	6	437	3	2
Matt McKeon	19	14	1335	3	1
Daniel Salloi	5	4	397	3	0
Francisco Gomez	9	3	272	2	2
Diego Rubio	4	3	288	2	1
CJ Sapong	11	10	957	2	1
Vitalis Takawira	7	7	586	2	1
Teal Bunbury	5	5	399	2	0
Dom Dwyer	9	6	582	2	0
Onandi Lowe	3	3	270	2	0
Seth Sinovic	15	15	1404	2	0
Eric Quill	6	5	448	1	3
Chris Brown	10	7	680	1	2
Mo Johnston	15	11	1166	1	2
Jose Burciaga Jr.	5	4	368	1	1
Mark Chung	7	7	629	1	1
Jack Jewsbury	9	9	759	1	1
Josh Wolff	7	4	449	1	1
Claudio Bieler	3	0	85	1	0
Kevin Ellis	3	3	300	1	0
Dario Fabbro	2	0	76	1	0
Gerso Fernandes	3	1	83	1	0
Wolde Harris	3	3	261	1	0
Chris Henderson	7	7	659	1	0
Krisztian Nemeth	2	1	130	1	0
Ilie Sanchez	5	5	480	1	0
Khari Stephenson	4	3	211	1	0
Graham Zusi	18	18	1739	0	6
Benny Feilhaber	8	8	795	0	3
Felipe Gutierrez	4	4	360	0	3
Kerry Zavagnin	23	23	2065	0	3
Mike Sorber	5	5	403	0	2
Peter Vermes	13	13	1184	0	2
Mike Burns	4	3	296	0	1
Amadou Dia	1	1	120	0	1
Nick Garcia	23	23	2135	0	1
Julio Cesar	4	4	329	0	1
Kei Kamara	5	5	449	0	1
Roy Lassiter	3	2	166	0	1
Claudio Lopez	2	2	179	0	1
Chance Myers	10	10	960	0	1
Uche Okafor	7	5	393	0	1
Johnny Russell	4	4	345	0	1
Paul Wright	6	5	461	0	1
Alex Zotinca	6	5	441	0	1
Saad Abdul-Salaam	3	2	216	0	0
Mike Ammann	2	2	180	0	0
Stephen Armstrong	6	1	180	0	0
Matt Besler	18	18	1740	0	0
Latif Blessing	1	1	100	0	0
Sean Bowers	7	7	630	0	0
Omar Bravo	1	0	5	0	0
Jorge Claros	1	1	90	0	0
Eloy Colombano	1	0	24	0	0
Jimmy Conrad	12	12	1107	0	0
Bobby Convey	1	0	1	0	0
Yohan Croizet	4	1	105	0	0
John DeBrito	1	0	20	0	0
Birahim Diop	1	0	11	0	0
Andrew Dykstra	1	1	120	0	0
Samuel Ekeme	2	0	30	0	0
Roger Espinoza	13	12	1019	0	0
Gary Glasgow	3	2	140	0	0
Herculez Gomez	1	1	75	0	0
Richard Gough	2	2	180	0	0
Taylor Graham	2	0	32	0	0
Andrew Gregor	3	1	118	0	0
Diego Gutierrez	15	15	1369	0	0
Michael Harrington	5	5	450	0	0
Kevin Hartman	5	5	450	0	0
Jeferson	2	0	20	0	0
Brian Johnson	3	0	33	0	0
Eddie Johnson	3	3	270	0	0

SPORTING KANSAS CITY

Peterson Joseph	2	1	103	0	0
Jon Kempin	1	0	36	0	0
Frank Klopas	5	1	105	0	0
Michael Kraus	1	0	31	0	0
Eric Kronberg	1	1	90	0	0
Garth Lagerwey	5	5	450	0	0
Jonathan Leathers	2	2	180	0	0
Cristian Lobato	1	0	20	0	0
Carlos Marinelli	1	0	44	0	0
Matt Marquess	1	0	13	0	0
Jimmy Medranda	2	1	121	0	0
Tim Melia	6	6	534	0	0
Tony Meola	16	16	1505	0	0
Kurt Morsink	3	3	252	0	0
Soni Mustivar	2	2	210	0	0
Paulo Nagamura	7	7	696	0	0
Jimmy Nielsen	10	10	960	0	0
Kevin Oliveira	1	0	19	0	0
Lawrence Olum	2	1	202	0	0
Ike Opara	8	5	496	0	0
Bo Oshoniyi	4	4	360	0	0
Jacob Peterson	7	3	264	0	0
Steve Pittman	2	2	160	0	0
Ryan Pore	3	0	56	0	0
Brandon Prideaux	7	7	659	0	0
Ryan Raybould	1	0	1	0	0
Edmundo Rodriguez	1	0	10	0	0
Oriol Rosell	6	6	488	0	0
Soony Saad	4	0	47	0	0
Scott Sealy	3	3	262	0	0
Khiry Shelton	3	2	172	0	0
Kevin Souter	2	2	179	0	0
Carey Talley	6	6	576	0	0
Matt Taylor	1	0	24	0	0
Abe Thompson	2	2	128	0	0
Ryan Tinsley	2	2	150	0	0
Ivan Trujillo	1	0	1	0	0
Scott Uderitz	5	5	431	0	0
Sasha Victorine	3	3	223	0	0
Tyson Wahl	2	2	158	0	0
Diego Walsh	3	0	23	0	0
Lance Watson	1	0	1	0	0
Own-goals received				1	
Team totals	50	50	4705	66	60
Opponent totals	50	50	4705	67	67

KANSAS CITY INDIVIDUAL GOALKEEPING

GOALKEEPER	GP	GS	SV	GA	GAA	SO
Andrew Dykstra	1	1	4	1	0.75	0
Jimmy Nielsen	10	10	15	9	0.84	4
Kevin Hartman	5	5	18	5	1.00	2
Bo Oshoniyi	4	4	14	5	1.25	2
Tony Meola	16	16	62	21	1.26	7
Tim Melia	6	6	15	8	1.35	1
Garth Lagerwey	5	5	18	9	1.80	0
Eric Kronberg	1	1	3	2	2.00	0
Jon Kempin	1	0	0	1	2.50	0
Mike Ammann	2	2	9	6	3.00	0
Team totals	50	50	162	67	1.28	16
Opponent totals	50	50	187	66	1.26	14



SPORTING KANSAS CITY

CAREER POSTSEASON STATISTICS FOR CURRENT SPORTING KANSAS CITY PLAYERS

UNF	POS	PLAYER	GP	GS	MIN	G	A	SHT	SOG	PKG	PKA	SKG	SKA	FC	FS	OFF	CK	C	E
5	D	Matt Besler	18	18	1740	0	0	4	0	0	0	0	2	20	16	3	0	1	0
13	M	Amadou Dia	1	1	120	0	1	0	0	0	0	1	1	2	1	1	0	1	0
15	M-D	Roger Espinoza	13	12	1019	0	0	9	4	0	0	0	0	17	19	2	0	5	0
12	F	Gerso Fernandes	3	1	83	1	0	5	3	0	0	0	0	2	3	0	1	0	0
10	M	Felipe Gutierrez	4	4	360	0	3	9	4	0	0	0	0	9	11	1	11	0	0
19	M	Erik Hurtado	1	1	78	1	0	2	1	0	0	0	0	3	3	0	0	0	0
7	F	Johnny Russell	4	4	345	0	1	8	2	0	0	0	0	5	6	1	13	0	0
20	F	Daniel Salloi	5	4	397	3	0	15	5	0	0	0	0	3	8	2	0	1	0
6	M	Ilie Sanchez	5	5	480	1	0	5	2	1	1	0	0	4	4	0	0	1	0
11	F	Khiry Shelton	5	2	229	0	0	2	1	0	0	0	0	4	1	2	0	0	0
8	M	Graham Zusi	18	18	1739	0	6	31	3	0	0	1	2	25	30	1	69	2	0

UNF	POS	GOALKEEPER	GP	GS	MIN	SHTS	SV	GA	GAA	PKG	PKA	SKG	SKA	W	L	T	SO
29	GK	Tim Melia	6	6	534	2	15	8	1.35	0	0	0	0	1	2	2	1



SPORTING KANSAS CITY INDIVIDUAL HIGH GAMES (2020)

Goals			
2 Johnny Russell	09/19/2020	vs. DAL	L 2-3
2 Alan Pulido	10/03/2020	at HOU	W 2-1
Assists			
2 Alan Pulido	07/22/2020	at RSL	W 2-0
2 Gianluca Busio	10/03/2020	at HOU	W 2-1
Shots			
8 Johnny Russell	09/02/2020	vs. DAL	T 1-1
Shots on Goal			
6 Alan Pulido	10/24/2020	vs. COL	W 4-0
Fouls Committed			
5 Ilie Sanchez	07/12/2020	vs. MIN	L 1-2
Fouls Suffered			
5 Alan Pulido	08/21/2020	at MIN	W 2-1
5 Johnny Russell	10/07/2020	vs. CHI	W 1-0
Offside			
3 Khiry Shelton	09/23/2020	vs. ORL	L 1-2
Saves			
6 Tim Melia	09/19/2020	vs. DAL	L 2-3
6 Tim Melia	10/14/2020	at DAL	L 0-1
Shots Faced			
9 Tim Melia	09/19/2020	vs. DAL	L 2-3
Goals Allowed			
5 Tim Melia	08/25/2020	vs. HOU	L 2-5

SPORTING KANSAS CITY INDIVIDUAL POSTSEASON HIGH GAMES (1996-2018)

Goals			
2 Miklos Molnar	10/06/2000	vs. LA	W 2-0
2 Davy Arnaud	11/05/2004	vs. LA	W 2-0
2 Teal Bunbury	10/30/2011	at COL	W 2-0
2 Daniel Salloi	11/11/2018	vs. RSL	W 4-2
Assists			
2 Graham Zusi	11/02/2011	vs. COL	W 2-0
2 Felipe Gutierrez	11/11/2018	vs. RSL	W 4-2
Shots			
10 Onandi Lowe	09/29/2001	at MIA	L 1-2
Shots on Goal			
5 Vitalis Takawira	09/26/1996	vs. DAL	W 3-2
5 Preki	10/08/1997	at COL	L 2-3
5 Miklos Molnar	09/24/2000	vs. COL	W 3-2
Fouls Committed			
6 Mo Johnston	09/16/2000	vs. COL	W 1-0
6 Chris Henderson	10/06/2000	vs. LA	W 2-0
6 Diego Gutierrez	09/28/2002	vs. LA	W 4-1
6 Dom Dwyer	10/29/2015	at POR	T 2-2
Fouls Suffered			
8 Vitalis Takawira	10/02/1996	at DAL	W 2-2
Offside			
3 Onandi Lowe	09/22/2001	at MIA	L 0-2
3 Eddie Johnson	11/03/2007	at CHV	T 0-0
Saves			
10 Tony Meola	10/15/2000	vs. CHI	W 1-0
Shots Faced			
10 Mike Ammann	10/08/1997	at COL	L 2-3
10 Tony Meola	10/15/2000	vs. CHI	W 1-0
10 Tony Meola	09/25/2002	at LA	L 2-3
Goals Allowed			
5 Tony Meola	10/02/2002	at LA	L 2-5

SPORTING KANSAS CITY

TEAM HIGH GAMES (2020)

Goals		
4	03/07/2020	vs. HOU W 4-0
4	10/24/2020	vs. COL W 4-0
Assists		
4	03/07/2020	vs. HOU W 4-0
Shots		
23	10/24/2020	vs. COL W 4-0
Shots on Goal		
12	10/24/2020	vs. COL W 4-0
Fouls Committed		
18	09/23/2020	vs. ORL L 1-2
Fouls Suffered		
17	08/21/2020	at MIN W 2-1
Corner Kicks		
13	09/23/2020	vs. ORL L 1-2
Offside		
3	03/07/2020	vs. HOU W 4-0
3	08/21/2020	at MIN W 2-1
3	08/25/2020	vs. HOU L 2-5
3	09/23/2020	vs. ORL L 1-2
Saves		
6	09/19/2020	vs. DAL L 2-3
6	10/14/2020	at DAL L 0-1
Shots Faced		
9	09/19/2020	vs. DAL L 2-3
Goals Allowed		
5	08/25/2020	vs. HOU L 2-5

TEAM POSTSEASON HIGH GAMES (1996-2018)

Goals		
4	09/28/2002	vs. LA W 4-1
4	11/11/2018	vs. RSL W 4-2
Assists		
4	09/28/2002	vs. LA W 4-1
4	10/30/2004	vs. SJ W 3-0
Shots		
32	11/06/2013	vs. NE W 3-1
Shots on Goal		
15	09/26/1996	vs. DAL W 3-2
Fouls Committed		
27	10/06/2000	vs. LA W 2-0
Fouls Suffered		
27	11/06/2013	vs. NE W 3-1
Corner Kicks		
13	11/29/2018	vs. POR L 2-3
Offside		
5	10/08/1997	at COL L 2-3
5	10/15/2000	vs. CHI W 1-0
Saves		
10	10/15/2000	vs. CHI W 1-0
Shots Faced		
10	10/08/1997	at COL L 2-3
10	10/15/2000	vs. CHI W 1-0
10	09/25/2002	at LA L 2-3
Goals Allowed		
5	10/02/2002	at LA L 2-5

TEAM LOW GAMES (2020)

Shots			
9	10/17/2020	at CHI	T 2-2
Shots on Goal			
2	09/23/2020	vs. ORL	L 1-2
Fouls Committed			
6	11/08/2020	at RSL	W 2-0
Fouls Suffered			
7	09/05/2020	at HOU	L 1-2
Corner Kicks			
1	10/11/2020	vs. NSH	W 2-1
Offside			
0	02/29/2020	at VAN	W 3-1
0	08/29/2020	at COL	T 1-1
0	09/02/2020	vs. DAL	T 1-1
0	10/14/2020	at DAL	L 0-1
0	10/28/2020	at CIN	W 1-0
Saves			
0	09/13/2020	vs. MIN	W 1-0
Shots Faced			
0	09/13/2020	vs. MIN	W 1-0

TEAM POSTSEASON LOW GAMES (1996-2018)

Shots			
3	11/10/2007	at HOU	L 0-2
3	10/30/2014	at NY	L 1-2
Shots on Goal			
0	11/10/2007	at HOU	L 0-2
Fouls Committed			
8	10/03/2000	at LA	L 1-2
Fouls Suffered			
7	09/26/2001	vs. MIA	W 3-0
Corner Kicks			
0	11/03/2007	at CHV	T 0-0
Offside			
0	6 times		
Saves			
0	11/04/2012	at HOU	L 0-2
0	10/27/2016	at SEA	L 0-1
0	11/29/2018	vs. POR	L 2-3
Shots Faced			
1	09/29/2000	vs. LA	T 0-0
1	10/30/2011	at COL	W 2-0
1	11/04/2012	at HOU	L 0-2
1	10/27/2016	at SEA	L 0-1



SPORTING KANSAS CITY

2020 SPORTING KANSAS CITY STATISTICS (12-6-3, 39 pts.)

UNF	POS	PLAYER	GP	GS	MIN	G	A	SHT	SOG	FC	FS	OFF	CK	C	E
9	F	Alan Pulido	12	11	962	6	5	36	18	8	30	6	0	3	0
17	M	Gadi Kinda	18	16	1394	6	4	35	11	30	25	2	5	5	1
7	F	Johnny Russell	21	17	1529	6	4	50	17	14	27	0	58	3	0
11	F	Khiry Shelton	20	17	1447	5	1	29	14	17	17	9	0	4	0
19	F	Erik Hurtado	15	3	376	5	0	19	8	8	7	2	0	0	0
12	F	Gerso Fernandes	19	10	820	3	3	23	5	10	14	2	1	2	0
15	M	Roger Espinoza	16	12	950	2	2	19	8	20	10	1	0	3	0
27	M	Gianluca Busio	19	15	1275	1	3	36	6	22	18	3	48	5	0
8	M	Graham Zusi	15	14	1224	1	1	21	4	14	9	1	4	0	0
3	D	Andreu Fontas	3	3	270	1	0	1	1	0	2	0	0	0	0
22	D	Winston Reid	10	8	728	1	0	3	2	11	7	0	0	2	0
26	D	Jaylin Lindsey	12	11	1059	0	2	6	0	7	9	2	0	1	0
36	D	Luis Martins	11	9	773	0	2	6	3	11	3	0	6	1	0
13	D	Amadou Dia	12	9	847	0	1	1	0	10	6	1	0	3	0
21	M	Felipe Hernandez	16	8	778	0	1	8	0	12	7	0	7	0	0
4	D	Roberto Ponce	20	18	1675	0	1	3	1	30	6	0	0	2	0
6	M	Ilie Sanchez	15	13	1259	0	1	7	1	14	9	0	1	4	0
5	D	Matt Besler	10	9	810	0	0	1	0	10	9	0	0	1	0
28	M	Cameron Duke	8	2	218	0	0	2	1	4	5	0	0	1	0
29	G	Tim Melia	20	20	1784	0	0	0	0	2	1	0	0	2	1
20	F	Daniel Salloi	7	1	165	0	0	6	3	0	1	1	0	0	0
1	G	Richard Sanchez	2	1	104	0	0	0	0	0	1	0	0	0	0
16	D	Graham Smith	4	4	315	0	0	1	0	4	2	0	0	2	0
18	G	Eric Dick	0	0	0	0	0	0	0	0	0	0	0	0	0
23	F	Tyler Freeman	0	0	0	0	0	0	0	0	0	0	0	0	0
10	M	Felipe Gutierrez	0	0	0	0	0	0	0	0	0	0	0	0	0
96	F	Wilson Harris	0	0	0	0	0	0	0	0	0	0	0	0	0
75	M	Wan Kuzain	0	0	0	0	0	0	0	0	0	0	0	0	0
24	G	John Pulskamp	0	0	0	0	0	0	0	0	0	0	0	0	0
		Own-goals received				1									
		Team totals	21	21	1890	38	31	313	103	258	244	30	130	45	2
		Opponent totals	21	21	1890	25	27	199	82	244	258	39	75	52	4

GAME-WINNING GOALS: Alan Pulido 3, Johnny Russell 2, Graham Zusi 1, Khiry Shelton 1, Winston Reid 1, Gadi Kinda 1, Erik Hurtado 1, Roger Espinoza 1

GAME-WINNING ASSISTS: Alan Pulido 2, Gadi Kinda 2, Roger Espinoza 2, Graham Zusi 1, Khiry Shelton 1, Johnny Russell 1, Luis Martins 1, Amadou Dia 1, Gianluca Busio 1

PENALTY KICK GOALS/ATTEMPTS: Alan Pulido 1-1

SPORTING KANSAS CITY INDIVIDUAL GOALKEEPING

UNF	POS	GOALKEEPER	GP	GS	MIN	SHTS	SV	GA	GAA	PG	PA	W	L	T	SO
29	G	Tim Melia	20	20	1784	77	56	21	1.06	0	2	11	5	3	7
1	G	Richard Sanchez	2	1	104	5	2	4	3.46	0	0	1	1	0	0
		Team totals	21	21	1890	82	58	25	1.19	0	2	12	6	3	7
		Opponent totals	21	21	1890	103	62	38	1.81	1	1	6	12	3	1

* = Played with other teams in 2020. Only Sporting Kansas City statistics listed here.



SPORTING KANSAS CITY

SPORTING KANSAS CITY 2020 SCHEDULE

DAY	DATE	OPPONENT	RESULT	ATT.	W-L-T	POS.	PTS	GOALS:
Sat.	Feb. 29	at Vancouver	W 3-1	22,120	1-0-0	T1	3	KC: Pulido (17) Kinda (39) Hurtado (95+); VAN: Nerwinski (28)
Sat.	Mar. 7	Houston	W 4-0	21,188	2-0-0	T1	6	KC: Pulido (16) Espinoza (26) Kinda (65) Shelton (77)
Sun.	July 12	Minnesota	L 1-2		2-1-0	T2	6	KC: Shelton (43); MIN: own goal (92+) Molino (97+)
Fri.	July 17	Colorado	W 3-2		3-1-0	2	9	KC: Shelton (65) Pulido (72) Zusi (91+); COL: Acosta (6) Lewis (84)
Wed.	July 22	at Real Salt Lake	W 2-0		4-1-0	1	12	KC: Russell (0:49) Fernandes (86)
Fri.	Aug. 21	at Minnesota	W 2-1		5-1-0	1	15	KC: Kinda (12) own goal (55); MIN: own goal (32)
Tue.	Aug. 25	Houston	L 2-5		5-2-0	1	15	KC: Russell (26) Kinda (49); HOU: Elis (17) Ramirez (43) Hansen (48) Quintero (57,61)
Sat.	Aug. 29	at Colorado	T 1-1		5-2-1	1	16	KC: Busio (67); COL: Bassett (57)
Wed.	Sept. 2	FC Dallas	T 1-1		5-2-2	1	17	KC: Shelton (48+); DAL: Jara (9)
Sat.	Sept. 5	at Houston	L 1-2		5-3-2	1	17	KC: Hurtado (30); HOU: Elis (59) Manotas (85)
Sun.	Sept. 13	Minnesota	W 1-0		6-3-2	1	20	KC: Russell (80)
Sat.	Sept. 19	FC Dallas	L 2-3		6-4-2	2	20	KC: Russell (53,83); DAL: Jara (42,48) Hollingshead (86)
Wed.	Sept. 23	Orlando City SC	L 1-2		6-5-2	3	20	KC: Russell (53); ORL: Akindele (36) Michel (38)
Sun.	Sept. 27	at Colorado				T3		postponed
Sat.	Oct. 3	at Houston	W 2-1		7-5-2	3	23	KC: Pulido (34,73); HOU: Junqua (84)
Wed.	Oct. 7	Chicago	W 1-0		8-5-2	3	26	KC: Reid (67)
Sun.	Oct. 11	Nashville SC	W 2-1		9-5-2	3	29	KC: Fernandes (53) Hurtado (79); NSH: Zimmerman (14)
Wed.	Oct. 14	at FC Dallas	L 0-1		9-6-2	3	29	DAL: Hollingshead (43)
Sat.	Oct. 17	at Chicago	T 2-2		9-6-3	T1	30	KC: Hurtado (35) Kinda (83); CHI: Beric (46+) Mihailovic (95+)
Wed.	Oct. 21	at Colorado				3		postponed
Sat.	Oct. 24	Colorado	W 4-0		10-6-3	1	33	KC: Pulido (54) Fontas (67) Kinda (88) Fernandes (93+)
Wed.	Oct. 28	at FC Cincinnati	W 1-0		11-6-3	1	36	KC: Espinoza (57)
Sun.	Nov. 1	Minnesota				2		postponed
Sun.	Nov. 8	at Real Salt Lake	W 2-0		12-6-3	T1	39	KC: Shelton (45) Hurtado (48)



SPORTING KANSAS CITY

SPORTING KANSAS CITY – GAME-BY-GAME

#	Player	1	2	3	4	5	6	7	8	9	10	11	12	13	14	15	16	17	18	19	20	21	
		VAN	HOU	MIN	COL	RSL	MIN	HOU	COL	DAL	HOU	MIN	DAL	ORL	HOU	CHI	NSH	DAL	CHI	COL	CIN	RSL	
		3-1	4-0	1-2	3-2	2-0	2-1	2-5	1-1	1-1	1-2	1-0	2-3	1-2	2-1	1-0	2-1	0-1	2-2	4-0	1-0	2-0	
		14 90G																					
1	Richard Sanchez																						
2	Botond Barath																						
3	Andreu Fontas																						
4	Roberto Puncce																						
5	Matt Besler																						
6	Illie Sanchez																						
7	Johnny Russell																						
8	Graham Zusi																						
9	Alan Pulido																						
10	Felipe Gutierrez																						
11	Khiry Shelton																						
12	Gerso Fernandes																						
13	Amadou Dia																						
15	Roger Espinoza																						
16	Graham Smith																						
17	Gadi Kinda																						
18	Eric Dick																						
19	Erik Hurtado																						
20	Daniel Salloi																						
21	Felipe Hernandez																						
22	Winston Reid																						
23	Tyler Freeman																						
24	John Pulskamp																						
26	Jaylin Lindsey																						
27	Gianluca Busio																						
28	Cameron Duke																						
29	Tim Melia																						
36	Luis Martins																						
75	Wan Kuzain																						
96	Wilson Harris																						

"00" = 100 minutes played
 F/M/D/G = starting position



SPORTING KANSAS CITY

SPORTING KANSAS CITY – GAME-BY-GAME LOG

Game #1	02/29/2020	KC 3 at VAN 1	W	Pulido 1 (Puncec 1) 17; Kinda 1 (Martins 1) 39; Hurtado 1 (Fernandes 1) 95+
Game #2	03/07/2020	KC 4 vs HOU 0	W	Pulido 2 (Shelton 1, Kinda 1) 16; Espinoza 1 (unassisted) 26; Kinda 2 (Pulido 1, Russell 1) 65; Shelton 1 (unassisted) 77
Game #3	07/12/2020	KC 1 vs MIN 2	L	Shelton 2 (Pulido 2) 43
Game #4	07/17/2020	KC 3 vs COL 2	W	Shelton 3 (Kinda 2, Martins 2) 65; Pulido 3 (penalty kick) 72; Zusi 1 (unassisted) 91+
Game #5	07/22/2020	KC 2 at RSL 0	W	Russell 1 (Pulido 3) 0:49; Fernandes 1 (Pulido 4) 86
Game #6	08/21/2020	KC 2 at MIN 1	W	Kinda 3 (Lindsey 1) 12; own goal (Boxall) 55
Game #7	08/25/2020	KC 2 vs HOU 5	L	Russell 2 (unassisted) 26; Kinda 4 (unassisted) 49
Game #8	08/29/2020	KC 1 at COL 1	T	Busio 1 (unassisted) 67
Game #9	09/02/2020	KC 1 vs DAL 1	T	Shelton 4 (Fernandes 2, Hernandez 1) 48+
Game #10	09/05/2020	KC 1 at HOU 2	L	Hurtado 2 (unassisted) 30
Game #11	09/13/2020	KC 1 vs MIN 0	W	Russell 3 (Zusi 1) 80
Game #12	09/19/2020	KC 2 vs DAL 3	L	Russell 4 (unassisted) 53; Russell 5 (Busio 1) 83
Game #13	09/23/2020	KC 1 vs ORL 2	L	Russell 6 (Fernandes 3) 53
Game #14	10/03/2020	KC 2 at HOU 1	W	Pulido 4 (Busio 2) 34; Pulido 5 (Busio 3, Espinoza 1) 73
Game #15	10/07/2020	KC 1 vs CHI 0	W	Reid 1 (Russell 2) 67
Game #16	10/11/2020	KC 2 vs NSH 1	W	Fernandes 2 (Russell 3) 53; Hurtado 3 (Dia 1) 79
Game #17	10/14/2020	KC 0 at DAL 1	L	
Game #18	10/17/2020	KC 2 at CHI 2	T	Hurtado 4 (Kinda 3) 35; Kinda 5 (I. Sanchez 1, Russell 4) 83
Game #19	10/24/2020	KC 4 vs COL 0	W	Pulido 6 (Espinoza 2) 54; Fontas 1 (unassisted) 67; Kinda 6 (unassisted) 88; Fernandes 3 (unassisted) 93+
Game #20	10/28/2020	KC 1 at CIN 0	W	Espinoza 2 (Pulido 5, Kinda 4) 57
Game #21	11/08/2020	KC 2 at RSL 0	W	Shelton 5 (unassisted) 45; Hurtado 5 (Lindsey 2) 48



SPORTING KANSAS CITY

SPORTING KANSAS CITY – CUP COMPETITIONS – GAME-BY-GAME

#	Player	MLS IS BACK KNOCKOUT		
		R16	QF	PHI
		VAN	PHI	
		0-0	1-3	
1	Richard Sanchez			
2	Botond Barath			
3	Andreu Fontas			
4	Roberto Punccec	90D	90D	
5	Matt Besler			
6	Ilie Sanchez	90M	64M	
7	Johnny Russell	67M	90M	
8	Graham Zusi	90D	90D	
9	Alan Pulido	90F	90F	
10	Felipe Gutierrez			
11	Khiry Shelton	80M		
12	Gerso Fernandes	23	26	
13	Amadou Dia		45	
15	Roger Espinoza	67M	84M	
16	Graham Smith	90D	90D	
17	Gadi Kinda	90M	45	
18	Eric Dick			
19	Erik Hurtado			
20	Daniel Salloi	10	64M	
21	Felipe Hernandez		26	
22	Winston Reid			
23	Tyler Freeman			
24	John Pulskamp			
26	Jaylin Lindsey			
27	Gianluca Busio	23	45M	
28	Cameron Duke		6	
29	Tim Melia	90G	90G	
36	Luis Martins	90D	45D	
75	Wan Kuzain			

MLS IS BACK KNOCKOUT STAGE				
R16	07/26/2020	KC	0 vs VAN	0 T (3-1 pens)
QF	07/30/2020	KC	1 vs PHI	3 L Pulido 2 (Russell 1) 46+



LOS ANGELES FOOTBALL CLUB

2020 RECORD

	GP	W-L-T	PTS	GF	GA
LAFC	22	9-8-5	32	47	39

RECORD at BANC OF CALIFORNIA STADIUM

	GP	W-L-T	PTS	GF	GA
	11	7-2-2	23	28	13

RECORD on road

	GP	W-L-T	PTS	GF	GA
	8	1-6-1	4	8	19

RECORD at the half

	W	L	T
LEADING	7	1	2
TIED	2	1	2
TRAILING	0	6	1

RECORD with the first goal

	W	L	T
SCORING	7	2	1
CONCEDING	2	6	4

TEAM COMPARISONS

	FOR	AGAINST
GOALS SCORED	2.14 (1st)	1.77 (21st)
TOTAL SHOTS	16.27(1st)	10.73 (7th)
SHOTS ON GOAL	6.05 (2nd)	4.27 (14th)
SHOOTING ACCURACY	37.2% (11th)	39.8% (22nd)
SCORING %AGE	13.1% (8th)	16.5% (25th)
FOULS	11.91 (16th)	12.64 (14th)
CORNER KICKS	6.23 (3rd)	4.09 (4th)
OFFSIDE	2.05 (4th)	2.14 (22nd)

GOALS SCORED IN GAME

GP	0	1	2	3	4+	TOT	AVG
22	4	6	4	4	4	47	2.14

GOALS ALLOWED IN GAME

GP	0	1	2	3	4+	TOT	AVG
22	3	6	6	7	0	39	1.77

GOALS BY INTERVALS

	TOT	0-15	16-30	31-45+	46-60	61-75	76-90+
FOR	47	8	6	10	6	8	9
AGAINST	39	5	7	5	9	4	9

WHERE THE GOALS COME FROM

	FOR	AGAINST
GOALS SCORED	47	39
MINUTES PER GOAL	42	51

HOW SCORED

RIGHT FOOT	33	21
LEFT FOOT	11	12
HEADERS	3	6
OTHER	0	0

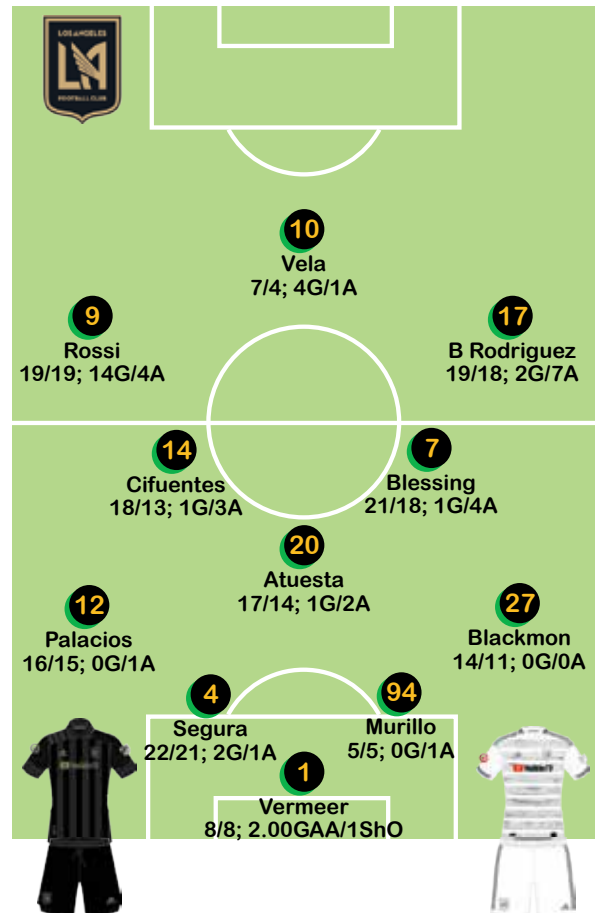
TYPE OF PLAY

OPEN PLAY	28	18
CROSS	0	5
CORNER	7	4
REBOUND	4	1
PENALTIES	2	4
DIRECT FROM FREE KICK	1	2
FREE KICK (INDIRECT)	3	2
OWN GOALS	2	3

DISTANCE

INSIDE GOAL AREA	16	7
INSIDE PENALTY AREA	24	26
OUTSIDE PENALTY AREA	7	6

PRIMARY TEAM





LOS ANGELES FC

No.	Player	Pos	Ht	Wt	Birthdate	Birthplace	2020				CAREER			
							GP	GS	G	A	GP	GS	G	A
1	Kenneth Vermeer MLS Season: 1. Last club: Feyenoord (Netherlands). International: Netherlands 5/0	GK	6-0	175	01/10/1986	Amsterdam, Netherlands	8	8	0	0	8	8	0	0
2	Jordan Harvey MLS Season: 15. Last club: Vancouver Whitecaps FC. 2006 SuperDraft: Round 1, Pick 9 (UCLA)	DF	5-11	176	01/28/1984	Mission Viejo, CA	11	8	0	1	340	315	12	22
3	Mohamed Traore MLS Season: 1.	DF	6-1	156	08/15/2002	Dakar, Senegal	1	1	0	0	1	1	0	0
4	Eddie Segura MLS Season: 2. Last club: Atletico Huila (Colombia)	DF	5-9	155	02/02/1997	Pereira, Colombia	22	21	2	1	56	54	3	1
5	Dejan Jakovic MLS Season: 8. Last club: New York Cosmos (NASL). College: Alabama-Birmingham. International: Canada 41/1	DF	6-2	176	07/16/1985	Karlovac, Yugoslavia	16	12	1	0	132	121	2	0
7	Latif Blessing MLS Season: 4. Last club: Sporting KC	FW	5-3	140	12/30/1996	Accra, Ghana	21	18	1	4	110	81	15	17
8	Francisco Ginella MLS Season: 1. Last club: Wanderers (Uruguay)	MF	5-10	160	01/21/1999	Montevideo, Uruguay	22	14	1	4	22	14	1	4
9	Diego Rossi Designated Player. MLS Season: 3. Last club: Penarol (Uruguay)	FW	5-7	143	03/05/1998	Montevideo, Uruguay	19	19	14	4	85	82	42	20
10	Carlos Vela Designated Player. MLS Season: 3. Last club: Real Sociedad (Spain). International: Mexico 72/19	FW	5-10	162	03/01/1989	Cancun, Quintana Roo, Mexico	7	4	4	1	66	61	52	29
11	Jose Cifuentes MLS Season: 1. Last club: CD Universidad Católica (Ecuador). International: Ecuador 3/0	MF	5-8	155	03/12/1999	Esmeraldas, Ecuador	18	13	1	3	18	13	1	3
12	Diego Palacios MLS Season: 2. Last club: SD Aucas (Ecuador). International: Ecuador 6/0	DF	5-7	143	07/12/1999	Guayaquil, Ecuador	16	15	0	1	18	16	0	1
13	Mohamed El-Munir MLS Season: 3. Last club: Orlando City SC. International: Libya 19/3	DF	5-9	154	04/08/1992	Tripoli, Libya	12	4	1	1	53	31	2	3
14	Mark-Anthony Kaye MLS Season: 3. Last club: Louisville City (USL). College: York (Canada). International: Canada 14/0	MF	6-1	170	12/02/1994	Toronto, ON, Canada	16	15	3	4	67	62	9	17
15	Alejandro Guido MLS Season: 1. Last club: Club Tijuana (Mexico)	MF	5-11	170	03/22/1994	San Diego, CA	0	0	0	0	0	0	0	0
16	Danny Musovski MLS Season: 2. Last club: Reno 1868 FC (USL). 2018 SuperDraft: Round 2, Pick 30 (Nevada-Las Vegas)	FW	6-0	160	11/30/1995	Henderson, NV	15	6	5	1	15	6	5	1
17	Brian Rodriguez Designated Player. MLS Season: 2. Last club: Club Atletico Penarol (Uruguay). International: Uruguay 8/3	FW	5-8	150	05/20/2000	Tranqueras, Uruguay	19	18	2	7	26	23	2	7
18	Erik Duenas Homegrown Player. MLS Season: 1.	DF	5-4	120	10/18/2004	Los Angeles, CA	2	0	0	0	2	0	0	0
19	Bryce Duke Homegrown Player. MLS Season: 1.	MF	5-7	145	02/28/2001	Peoria, AZ	11	2	0	0	11	2	0	0
20	Eduard Atuesta MLS Season: 3. Last club: Independiente Medellin (Colombia).	MF	5-11	157	06/18/1997	Velez, Colombia	17	14	1	2	72	60	5	15
21	Christian Torres Homegrown Player. MLS Season: 1.	FW	5-10	140	04/15/2004	Fontana, CA	8	2	1	0	8	2	1	0
22	Mahala Opoku MLS Season: 1. Last club: Attram DeVisser Soccer Academy	FW	5-5	155	07/13/2001	Accra, Ghana	3	0	0	1	3	0	0	1
23	Pablo Sisniega MLS Season: 2. Last club: Real Sociedad (Spain)	GK	6-3	175	07/07/1995	Mexico City, Mexico	14	14	0	0	20	20	0	0
24	Andy Najjar MLS Season: 4. Last club: RSC Anderlecht (Belgium). International: Honduras 36/4	DF	5-7	150	03/16/1993	Choluteca, Honduras	8	1	0	1	90	73	10	12
26	Adrien Perez MLS Season: 2. Last club: Ontario Fury (MASL)	FW	6-0	170	10/13/1995	Ontario, CA	9	2	0	0	21	3	1	0
27	Tristan Blackmon MLS Season: 3. 2018 SuperDraft: Round 1, Pick 3 (U. of Pacific)	DF	6-1	178	08/12/1996	Las Vegas, NV	14	11	0	0	42	31	1	4
28	Antonio Leone Homegrown Player. MLS Season: 1.	DF	6-0	175	04/28/2004	Long Beach, CA	0	0	0	0	0	0	0	0
40	Phillip Ejimadu MLS Season: 1. Last club: Nacional Atletico Clube (Brazil)	GK	6-2	215	08/31/1999	Minneapolis, MN	0	0	0	0	0	0	0	0
43	Mark Segbers MLS Season: 2. Last club: Memphis 901 FC (USL). 2018 SuperDraft: Round 1, Pick 9 (Wisconsin)	DF	5-9	161	04/18/1996	St. Louis, MO	0	0	0	0	1	0	0	0
66	Bradley Wright-Phillips MLS Season: 8. Last club: New York Red Bulls	FW	5-8	155	03/12/1985	London, England	18	14	8	6	213	178	116	34
94	Jesus David Murillo MLS Season: 1. Last club: Deportivo Independiente Medellin (Colombia)	DF	6-0	160	02/18/1994	Cali, Colombia	5	5	0	1	5	5	0	1

HEAD COACH : Bob Bradley

03/03/1958

W170L115 T77



LOS ANGELES FOOTBALL CLUB

LOS ANGELES FOOTBALL CLUB PLAYOFF HISTORY

vs. Team	No. of Series		GP	W-L-T	OT	ShO	GF	GA	Last		Series Result
	Series	W-L							Mtg.	Round	
LA Galaxy	1	1-0	1	1-0-0	0-0-0	0-0	5	3	2019	Quarterfinals	Won 1 games to 0
Real Salt Lake	1	0-1	1	0-1-0	0-0-0	0-0	2	3	2018	Wild Card	Lost 1 games to 0
Seattle	1	0-1	1	0-1-0	0-0-0	0-0	1	3	2019	Semifinals	Lost 1 games to 0
TOTALS	3	1-2	3	1-2-0	0-0-0	0-0	8	9			

LOS ANGELES FOOTBALL CLUB -- ALL-TIME POSTSEASON RESULTS

DATE	OPPONENT	RESULT	ATT.	W-L-T	RD.	GOALS:
11/01/2018	Real Salt Lake	L 2-3	22,000	0-1-0	WC	LFC: da Silva (31) Ramirez (54); RSL: Kreilach (21,58) own goal (69)
10/24/2019	LA Galaxy	W 5-3	22,902	1-0-0	QTR	LFC: Vela (16,40) Rossi (66) Diomande (68,80); LA: Pavon (41) Ibrahimovic (55) Feltscher (77)
10/29/2019	Seattle	L 1-3	22,099	1-1-0	SEM	LFC: Atuesta (17); SEA: Ruidiaz (22,64) Lodeiro (26)



LOS ANGELES FOOTBALL CLUB

ALL-TIME LOS ANGELES FC POSTSEASON STATISTICS (1-2-0, 3 pts.)

PLAYER	GP	GS	MIN	G	A
Carlos Vela	3	3	270	2	2
Adama Diomande	3	1	113	2	0
Diego Rossi	3	3	270	1	2
Eduard Atuesta	3	2	197	1	0
Danilo Silva	1	1	90	1	0
Christian Ramirez	1	0	45	1	0
Lee Nguyen	3	3	240	0	4
Latif Blessing	3	3	210	0	1
Brian Rodriguez	2	2	112	0	1
Eddie Segura	2	2	180	0	1
Steven Beitashour	2	2	149	0	0
Tristan Blackmon	2	2	180	0	0
Benny Feilhaber	1	1	73	0	0
Jordan Harvey	3	3	270	0	0
Dejan Jakovic	1	0	16	0	0
Mark-Anthony Kaye	1	0	46	0	0
Aaron Kovar	1	0	14	0	0
Tyler Miller	3	3	270	0	0
Adrien Perez	1	0	14	0	0
Walker Zimmerman	3	2	211	0	0
Team totals	3	3	270	8	11
Opponent totals	3	3	270	9	7

LAFc INDIVIDUAL GOALKEEPING

GOALKEEPER	GP	GS	SV	GA	GAA	SO
Tyler Miller	3	3	5	9	3.00	0
Team totals	3	3	5	9	3.00	0
Opponent totals	3	3	11	8	2.67	0



LOS ANGELES FOOTBALL CLUB

CAREER POSTSEASON STATISTICS FOR CURRENT LOS ANGELES FC PLAYERS

UNF	POS	PLAYER	GP	GS	MIN	G	A	SHT	SOG	PKG	PKA	SKG	SKA	FC	FS	OFF	CK	C	E
20	M	Eduard Atuesta	3	2	197	1	0	2	1	0	0	0	0	6	2	0	0	0	0
27	D	Tristan Blackmon	2	2	180	0	0	1	0	0	0	0	0	1	1	0	0	0	0
7	F	Latif Blessing	4	4	310	0	1	4	1	0	0	0	0	5	3	1	0	0	0
2	D	Jordan Harvey	8	7	684	0	0	2	1	0	0	0	0	6	6	1	0	0	0
5	D	Dejan Jakovic	5	4	376	0	0	1	0	0	0	0	0	3	5	0	0	0	0
14	M	Mark-Anthony Kaye	1	0	46	0	0	0	0	0	0	0	0	2	1	0	0	0	0
24	M-F	Andy Najjar	1	1	71	0	0	1	0	0	0	0	0	2	1	0	0	1	1
26	F	Adrien Perez	1	0	14	0	0	2	0	0	0	0	0	0	0	0	0	0	0
17	F	Brian Rodriguez	2	2	112	0	1	2	1	0	0	0	0	1	2	1	2	0	0
9	F	Diego Rossi	3	3	270	1	2	10	5	0	0	0	0	0	2	5	1	0	0
4	D	Eddie Segura	2	2	180	0	1	1	1	0	0	0	0	2	0	0	0	0	0
10	F	Carlos Vela	3	3	270	2	2	12	5	0	0	0	0	2	12	0	14	1	0
66	F	Bradley Wright-Phillips	20	18	1624	9	2	50	23	0	0	0	0	17	34	22	0	4	0



LOS ANGELES FOOTBALL CLUB

LOS ANGELES FC INDIVIDUAL HIGH GAMES (2020)

Goals			
4	Diego Rossi	07/18/2020	vs. LA W 6-2
Assists			
2	Latif Blessing	07/13/2020	vs. HOU T 3-3
2	Francisco Ginella	07/18/2020	vs. LA W 6-2
2	Brian Rodriguez	07/18/2020	vs. LA W 6-2
2	Brian Rodriguez	09/13/2020	vs. POR W 4-2
Shots			
7	Carlos Vela	03/08/2020	vs. PHI T 3-3
Shots on Goal			
5	Danny Musovski	10/25/2020	vs. LA W 2-0
Fouls Committed			
5	Latif Blessing	09/18/2020	at SEA L 0-3
5	Eduard Atuesta	09/27/2020	vs. SJ L 1-2
Fouls Suffered			
5	Latif Blessing	09/18/2020	at SEA L 0-3
5	Latif Blessing	10/14/2020	at VAN L 1-2
Offside			
2	6 times		
Saves			
6	Kenneth Vermeer	03/01/2020	vs. MCF W 1-0
6	Pablo Sisniega	09/27/2020	vs. SJ L 1-2
Shots Faced			
8	Pablo Sisniega	09/09/2020	at RSL L 0-3
8	Pablo Sisniega	09/27/2020	vs. SJ L 1-2
Goals Allowed			
3	7 times		

TEAM HIGH GAMES (2020)

Goals			
6	07/18/2020	vs. LA	W 6-2
6	09/23/2020	vs. VAN	W 6-0
Assists			
7	07/18/2020	vs. LA	W 6-2
Shots			
28	10/28/2020	vs. HOU	W 2-1
Shots on Goal			
12	07/18/2020	vs. LA	W 6-2
Fouls Committed			
18	09/27/2020	vs. SJ	L 1-2
18	10/18/2020	at POR	T 1-1
Fouls Suffered			
18	08/22/2020	vs. LA	L 0-2
Corner Kicks			
12	03/08/2020	vs. PHI	T 3-3
12	09/23/2020	vs. VAN	W 6-0
Offside			
5	03/01/2020	vs. MCF	W 1-0
Saves			
6	03/01/2020	vs. MCF	W 1-0
6	09/27/2020	vs. SJ	L 1-2
Shots Faced			
8	09/09/2020	at RSL	L 0-3
8	09/27/2020	vs. SJ	L 1-2
Goals Allowed			
3	7 times		

TEAM LOW GAMES (2020)

Shots			
8	10/04/2020	at RSL	W 3-1
Shots on Goal			
1	10/14/2020	at VAN	L 1-2
Fouls Committed			
7	08/30/2020	at SEA	L 1-3
7	09/06/2020	at LA	L 0-3
7	10/04/2020	at RSL	W 3-1
Fouls Suffered			
6	09/06/2020	at LA	L 0-3
Corner Kicks			
2	10/04/2020	at RSL	W 3-1
Offside			
0	07/13/2020	vs. HOU	T 3-3
0	07/23/2020	vs. POR	T 2-2
0	10/11/2020	vs. SEA	W 3-1
Saves			
0	08/30/2020	at SEA	L 1-3
0	09/23/2020	vs. VAN	W 6-0
Shots Faced			
0	09/23/2020	vs. VAN	W 6-0

LOS ANGELES FC INDIVIDUAL POSTSEASON HIGH GAMES (2018-19)

Goals			
2	Adama Diomande	10/24/2019	vs. LA W 5-3
2	Carlos Vela	10/24/2019	vs. LA W 5-3
Assists			
3	Lee Nguyen	10/24/2019	vs. LA W 5-3
Shots			
5	Diego Rossi	11/01/2018	vs. RSL L 2-3
5	Carlos Vela	11/01/2018	vs. RSL L 2-3
5	Carlos Vela	10/24/2019	vs. LA W 5-3
Shots on Goal			
3	Diego Rossi	11/01/2018	vs. RSL L 2-3
3	Carlos Vela	10/24/2019	vs. LA W 5-3
Fouls Committed			
4	Eduard Atuesta	10/29/2019	vs. SEA L 1-3
Fouls Suffered			
7	Carlos Vela	11/01/2018	vs. RSL L 2-3
Offside			
3	Diego Rossi	10/24/2019	vs. LA W 5-3
Saves			
3	Tyler Miller	10/24/2019	vs. LA W 5-3
Shots Faced			
6	Tyler Miller	10/24/2019	vs. LA W 5-3
Goals Allowed			
3	Tyler Miller	11/01/2018	vs. RSL L 2-3
3	Tyler Miller	10/24/2019	vs. LA W 5-3
3	Tyler Miller	10/29/2019	vs. SEA L 1-3

TEAM POSTSEASON HIGH GAMES (2018-19)

Goals			
5	10/24/2019	vs. LA	W 5-3
Assists			
9	10/24/2019	vs. LA	W 5-3
Shots			
21	11/01/2018	vs. RSL	L 2-3
Shots on Goal			
8	11/01/2018	vs. RSL	L 2-3
Fouls Committed			
10	10/24/2019	vs. LA	W 5-3
Fouls Suffered			
20	11/01/2018	vs. RSL	L 2-3
Corner Kicks			
10	11/01/2018	vs. RSL	L 2-3
Offside			
4	10/24/2019	vs. LA	W 5-3
Saves			
3	10/24/2019	vs. LA	W 5-3
Shots Faced			
6	10/24/2019	vs. LA	W 5-3
Goals Allowed			
3	11/01/2018	vs. RSL	L 2-3
3	10/24/2019	vs. LA	W 5-3
3	10/29/2019	vs. SEA	L 1-3

TEAM POSTSEASON LOW GAMES (2018-19)

Shots			
12	10/24/2019	vs. LA	W 5-3
Shots on Goal			
4	10/29/2019	vs. SEA	L 1-3
Fouls Committed			
9	11/01/2018	vs. RSL	L 2-3
9	10/29/2019	vs. SEA	L 1-3
Fouls Suffered			
8	10/24/2019	vs. LA	W 5-3
Corner Kicks			
3	10/24/2019	vs. LA	W 5-3
Offside			
1	10/29/2019	vs. SEA	L 1-3
Saves			
0	11/01/2018	vs. RSL	L 2-3
Shots Faced			
2	11/01/2018	vs. RSL	L 2-3



LOS ANGELES FOOTBALL CLUB

2020 LOS ANGELES FC STATISTICS (9-8-5, 32 pts.)

UNF	POS	PLAYER	GP	GS	MIN	G	A	SHT	SOG	FC	FS	OFF	CK	C	E
9	F	Diego Rossi	19	19	1698	14	4	71	34	6	20	12	6	0	0
66	F	Bradley Wright-Phillips	18	14	1081	8	6	33	15	12	16	8	0	0	0
16	F	Danny Musovski	15	6	629	5	1	20	15	10	4	5	0	0	0
10	F	Carlos Vela	7	4	422	4	1	22	10	3	8	1	17	0	0
14	M	Mark-Anthony Kaye	16	15	1095	3	4	13	4	11	16	1	0	1	1
17	F	Brian Rodriguez	19	18	1446	2	7	49	18	16	28	9	75	0	0
4	D	Eddie Segura	22	21	1886	2	1	17	5	17	7	0	0	3	0
7	F	Latif Blessing	21	18	1720	1	4	15	6	37	48	4	2	4	0
8	M	Francisco Ginella	22	14	1159	1	4	10	5	12	10	0	1	3	0
11	M	Jose Cifuentes	18	13	1150	1	3	34	10	23	16	0	5	4	0
20	M	Eduard Atuesta	17	14	1326	1	2	32	4	22	22	0	4	3	0
13	D	Mohamed El-Munir	12	4	596	1	1	11	2	15	9	1	11	2	0
5	D	Dejan Jakovic	16	12	1075	1	0	3	1	8	6	0	0	2	0
21	F	Christian Torres	8	2	212	1	0	3	1	3	0	2	0	1	0
2	D	Jordan Harvey	11	8	757	0	1	2	0	12	8	0	0	4	0
94	D	Jesus Murillo	5	5	405	0	1	2	0	5	1	0	0	1	0
24	D	Andy Najar	8	1	180	0	1	0	0	4	1	1	0	1	0
22	F	Mahala Opoku	3	0	52	0	1	1	0	1	2	0	0	1	0
12	D	Diego Palacios	16	15	1230	0	1	4	0	14	19	1	0	2	0
27	D	Tristan Blackmon	14	11	977	0	0	4	1	17	6	0	0	2	0
6	D	Danilo Silva	1	1	39	0	0	0	0	0	1	0	0	0	0
99	F	Adama Diomande	1	0	16	0	0	1	0	0	0	0	0	0	0
18	D	Erik Duenas	2	0	34	0	0	0	0	3	0	0	0	1	0
19	M	Bryce Duke	11	2	234	0	0	3	1	7	4	0	12	0	0
26	F	Adrien Perez	9	2	299	0	0	7	1	4	8	0	4	0	0
23	G	Pablo Sisniega	14	14	1260	0	0	0	0	0	1	0	0	1	0
3	D	Mohamed Traore	1	1	45	0	0	1	0	0	0	0	0	0	0
1	G	Kenneth Vermeer	8	8	720	0	0	0	0	0	1	0	0	0	0
40	G	Phillip Ejimadu	0	0	0	0	0	0	0	0	0	0	0	0	0
15	M	Alejandro Guido	0	0	0	0	0	0	0	0	0	0	0	0	0
28	D	Antonio Leone	0	0	0	0	0	0	0	0	0	0	0	0	0
43	D	Mark Segbers	0	0	0	0	0	0	0	0	0	0	0	0	0
		Own-goals received				2									
		Team totals	22	22	1980	47	43	358	133	262	277	45	137	36	1
		Opponent totals	22	22	1980	39	38	236	94	278	262	47	90	53	3

GAME-WINNING GOALS: Bradley Wright-Phillips 3, Carlos Vela 1, Eddie Segura 1, Diego Rossi 1
 Danny Musovski 1, Dejan Jakovic 1, Francisco Ginella 1
 GAME-WINNING ASSISTS: Diego Rossi 2, Brian Rodriguez 2, Bradley Wright-Phillips 1, Danny Musovski 1
 Jesus Murillo 1, Francisco Ginella 1, Jose Cifuentes 1
 PENALTY KICK GOALS/ATTEMPTS: Diego Rossi 1-1, Eduard Atuesta 1-1

LOS ANGELES FC INDIVIDUAL GOALKEEPING

UNF	POS	GOALKEEPER	GP	GS	MIN	SHTS	SV	GA	GAA	PG	PA	W	L	T	SO
23	G	Pablo Sisniega	14	14	1260	58	35	23	1.64	4	4	7	5	2	2
1	G	Kenneth Vermeer	8	8	720	36	19	16	2.00	0	1	2	3	3	1
		Team totals	22	22	1980	94	54	39	1.77	4	5	9	8	5	3
		Opponent totals	22	22	1980	133	87	47	2.14	2	2	8	9	5	4

* = Played with other teams in 2020. Only Los Angeles FC statistics listed here.



LOS ANGELES FOOTBALL CLUB

LOS ANGELES FC 2020 SCHEDULE

DAY	DATE	OPPONENT	RESULT	ATT.	W-L-T	POS.	PTS	NOTES:
Sun.	Mar. 1	Inter Miami CF	W 1-0	22,121	1-0-0	T1	3	LFC: Vela (44)
Sun.	Mar. 8	Philadelphia	T 3-3	22,112	1-0-1	T4	4	LFC: Vela (38) Rossi (49) Segura (71); PHI: Santos (29) Glesnes (48) Aaronson (69)
Mon.	July 13	Houston	T 3-3		1-0-2	T5	5	LFC: Wright-Phillips (19) Rossi (63) Rodriguez (69); HOU: Rodriguez (9,30) Elis (50+)
Sat.	July 18	LA Galaxy	W 6-2		2-0-2	4	8	LFC: Rossi (13,47+,75,92+) Wright-Phillips (56) El-Munir (80); LA: own goal (5) Pavon (31)
Thu.	July 23	Portland	T 2-2		2-0-3	4	9	LFC: Wright-Phillips (36) Kaye (40); POR: Niezgodna (7) Ebobisse (81)
Sat.	Aug. 22	LA Galaxy	L 0-2		2-1-3	T4	9	LA: Zubak (26) Lletget (54)
Wed.	Aug. 26	at Real Salt Lake	L 0-3			T5		postponed
Sun.	Aug. 30	at Seattle	L 1-3		2-2-3	T6	9	LFC: Rossi (60); SEA: Ruidiaz (11) Morris (48,49)
Wed.	Sept. 2	San Jose	W 5-1		3-2-3	3	12	LFC: Rossi (21,69) Wright-Phillips (49) Cifuentes (64) Musovski (83); SJ: Hoesen (92+)
Sun.	Sept. 6	at LA Galaxy	L 0-3		3-3-3	7	12	LA: Pavon (52) Lletget (73,83)
Wed.	Sept. 9	at Real Salt Lake	L 0-3		3-4-3	8	12	RSL: Kreilach (9) Meram (47) Rusnak (79)
Sun.	Sept. 13	Portland	W 4-2		4-4-3	T4	15	LFC: Kaye (37) Rossi (41) Wright-Phillips (46+) Musovski (95+); POR: Williamson (25) Ebobisse (47+)
Fri.	Sept. 18	at Seattle	L 0-3		4-5-3	T5	15	SEA: Lodeiro (29,33) Ruidiaz (82)
Wed.	Sept. 23	Vancouver	W 6-0		5-5-3	T6	18	LFC: Jakovic (2) Wright-Phillips (5,11) own goal (14,69) Rossi (33)
Sun.	Sept. 27	San Jose	L 1-2		5-6-3	T7	18	LFC: Kaye (45); SJ: Salinas (80) Yueill (93+)
Sun.	Oct. 4	at Real Salt Lake	W 3-1		6-6-3	T5	21	LFC: Wright-Phillips (22) Rossi (27) Rodriguez (59); RSL: own goal (64)
Wed.	Oct. 7	at Colorado				T5		postponed
Sun.	Oct. 11	Seattle	W 3-1		7-6-3	4	24	LFC: Musovski (15,83) Ginella (65); SEA: Lodeiro (77)
Wed.	Oct. 14	at Vancouver	L 1-2		7-7-3	T4	24	LFC: Atuesta (83); VAN: Cavallini (30,59)
Sun.	Oct. 18	at Portland	T 1-1		7-7-4	4	25	LFC: Torres (93+); POR: Ebobisse (47)
Sun.	Oct. 25	LA Galaxy	W 2-0		8-7-4	4	28	LFC: Musovski (58) Vela (93+)
Wed.	Oct. 28	Houston	W 2-1		9-7-4	4	31	LFC: Rossi (9) Segura (22); HOU: Lassiter (46)
Sun.	Nov. 1	at San Jose				T4		postponed
Wed.	Nov. 4	at San Jose	L 2-3		9-8-4	T5	31	LFC: Blessing (23) Rossi (95+); SJ: own goal (28) Wondolowski (37) Espinoza (72)
Sun.	Nov. 8	Portland	T 1-1		9-8-5	6	32	LFC: Vela (5); POR: Villafana (90)



LOS ANGELES FOOTBALL CLUB

LOS ANGELES FOOTBALL CLUB – GAME-BY-GAME

#	Player	1	2	3	4	5	6	7	8	9	10	11	12	13	14	15	16	17	18	19	20	21	22
		MCF	PHI	HOU	LA	POR	LA	SEA	SJ	LA	RSL	POR	SEA	VAN	SJ	RSL	SEA	VAN	POR	LA	HOU	SJ	POR
		1-0	3-3	3-3	6-2	2-2	0-2	1-3	5-1	0-3	0-3	4-2	0-3	6-0	1-2	3-1	3-1	1-2	1-1	2-0	2-1	2-3	1-1
		90G	90G	90G	90G	90G	90G	90G	90G	90G	90D	90D	90D	90D	90D	90D	90D	90D	90D	90D	90D	90G	90G
1	Kenneth Vermeer	90D			2						90D			34		90D	90D	90D	90D	75D	61D	45	90D
2	Jordan Harvey									45D													
3	Mohamed Traore	90D	90D	90D	90D	90D	90D	90D	90D	70D	45	90D	90D	90D	90D	90D	90D	90D	90D	90D	90D	61D	90D
4	Eddie Segura	90D	73D	90D	57D	45D	51	32	90D	90D	90D	90D	90D	90D	90D	90D	90D	90D	90D	90D	90D	90D	45
5	Dejan Jakovic							39D															
6	Daniilo Silva	89M	90M	90M	90M	90M	90M	90M	90D	90D	45	90D	90D	90D	90D	90D	90D	90M		29	29	90F	88M
7	Latif Blessing	76M	17	30	33	67M	65M	13	81M	90M	90M	65M	45M	34	22	4	90M	78M	90M	61M	61M	45M	2
8	Francisco Ginella	90F	90F	90F	90F	90F	90F	90F	90F	81F	90F	90F	87F	90F	90F	90F	90F	90F	90F	90F	90F	90F	90F
9	Diego Rossi	90F	90F			57F																	
10	Carlos Vela	14		1	19	23	45	90M	72M	64M	74M	90M	69M	90M	68M	86M							
11	Jose Cifuentes		81D	60D	88D	67D	65D	90D	90D	71D		90D	90D	56D	90D	90D							
12	Diego Palacios	9	30	19	23	25	19				34												
13	Mohamed El-Munir	59M	69M	89M	71M	79M	90M	77M	90M	53M		90M	90M	56M	84M	90M	6M						
14	Mark-Anthony Kaye																						
15	Alejandro Guido	90F	90F	90F	90F	90F	90F	90F	90F	45F	78F	72F	64F	90F	80F	69F	90F	90F	90F	90F	90F	70F	45F
16	Danny Musovski	14									13	18	26	62F	10	21	33	22	25	90F	90F	70F	45F
17	Brian Rodriguez																						
18	Erik Duenas	1	21		2	11	25	18			45M				18					19	15		
19	Bryce Duke	31	90M	90M	88M	90M					10	45	72M	90M	90M	90M	90M	90M	90M	90M	90M	90M	90M
20	Eduard Atuesta																						
21	Christian Torres																						
22	Mahala Opoku																						
23	Fabio Siniega																						
24	Andy Najjar																						
25	Adrien Perez	90D	90D	60D	90D	90D	90D	65D	90D	90D	45												
26	Tristan Blackmon																						
27	Antonio Leone																						
28	Phillip Ejimadu																						
29	Mark Segbers																						
30	Bradley Wright-Phillips																						
31	Jesus Murillo																						
32	Adama Diomande																						

"00" = 100 minutes played
F/M/D/G = starting position



LOS ANGELES FOOTBALL CLUB

LOS ANGELES FOOTBALL CLUB – GAME-BY-GAME LOG

Game #1	03/01/2020	LFC 1 vs MCF 0	W	Vela 1 (unassisted) 44	
Game #2	03/08/2020	LFC 3 vs PHI 3	T	Vela 2 (unassisted) 38; Rossi 1 (Kaye 1) 49; Segura 1 (unassisted) 71	
Game #3	07/13/2020	LFC 3 vs HOU 3	T	Wright-Phillips 1 (Rossi 1, Blessing 1) 19; Rossi 2 (Atuesta 1, Ginella 1) 63; Rodriguez 1 (Blessing 2) 69	
Game #4	07/18/2020	LFC 6 vs LA 2	W	Rossi 3 (penalty kick) 13; Rossi 4 (unassisted) 47+; Wright-Phillips 2 (Rodriguez 1, Rossi 2) 56	
Game #5	07/23/2020	LFC 2 vs POR 2	T	Rossi 5 (Rodriguez 2, Cifuentes 1) 75; El-Munir 1 (Ginella 2) 80; Rossi 6 (Ginella 3, Blessing 3) 92+	
Game #6	08/22/2020	LFC 0 vs LA 2	L	Wright-Phillips 3 (Blessing 4) 36; Kaye 1 (Rodriguez 3) 40	
Game #7	08/30/2020	LFC 1 at SEA 3	L	Rossi 7 (Cifuentes 2, Wright-Phillips 1) 60	
Game #8	09/02/2020	LFC 5 vs SJ 1	W	Rossi 8 (Kaye 2) 21; Wright-Phillips 4 (unassisted) 49; Cifuentes 1 (Rodriguez 4) 64; Rossi 9 (unassisted) 69;	
Game #9	09/06/2020	LFC 0 at LA 3	L	Musovski 1 (Najar 1) 83	
Game #10	09/09/2020	LFC 0 at RSL 3	L		
Game #11	09/13/2020	LFC 4 vs POR 2	W	Kaye 2 (Wright-Phillips 2, Rodriguez 5) 37; Rossi 10 (Rodriguez 6) 41; Wright-Phillips 5 (Ginella 4) 46+;	
Game #12	09/18/2020	LFC 0 at SEA 3	L	Musovski 2 (Kaye 3) 95+	
Game #13	09/23/2020	LFC 6 vs VAN 0	W	Jakovic 1 (Rodriguez 7) 2; Wright-Phillips 6 (unassisted) 5; Wright-Phillips 7 (unassisted) 11;	
Game #14	09/27/2020	LFC 1 vs SJ 2	L	own goal (Veselinovic) 14; Rossi 11 (Kaye 4) 33; own goal (Rose) 68	
Game #15	10/04/2020	LFC 3 at RSL 1	W	Kaye 3 (Wright-Phillips 3) 45	
Game #16	10/11/2020	LFC 3 vs SEA 1	W	Wright-Phillips 8 (unassisted) 22; Rossi 12 (Cifuentes 3) 27; Rodriguez 2 (Wright-Phillips 4) 59	
Game #17	10/14/2020	LFC 1 at VAN 2	L	Musovski 3 (Atuesta 2) 15; Ginella 1 (Musovski 1, Wright-Phillips 5) 65; Musovski 4 (unassisted) 84	
Game #18	10/18/2020	LFC 1 at POR 1	T	Atuesta 1 (penalty kick) 83	
Game #19	10/25/2020	LFC 2 vs LA 0	W	Torres 1 (Opoku 1, Segura 1) 93+	
Game #20	10/28/2020	LFC 2 vs HOU 1	W	Musovski 5 (Rossi 3) 58; Vela 3 (Wright-Phillips 6) 93+	
Game #21	11/04/2020	LFC 2 at SJ 3	L	Rossi 13 (El-Munir 1) 9; Segura 2 (Murillo 1) 22	
Game #22	11/08/2020	LFC 1 vs POR 1	T	Blessing 1 (Rossi 4, Palacios 1) 23; Rossi 14 (Vela 1, Harvey 1) 95+	
				Vela 4 (unassisted) 5	



LOS ANGELES FOOTBALL CLUB

LOS ANGELES FOOTBALL CLUB – CUP COMPETITIONS – GAME-BY-GAME

#	Player	CONCACAF CHAMPIONS LEAGUE		MLS IS BACK KNOCKOUT	
		R161 LEON	R162 LEON	R16 SEA	QF ORL
1	Kenneth Vermeer	90G	90G	90G	90G
2	Jordan Harvey			6	13
4	Eddie Segura	90D	90D	90D	90D
5	Dejan Jakovic	90D	90D	90D	90D
6	Daniilo Silva				
7	Latif Blessing	90M	90M	90M	90M
8	Francisco Ginella	90M	7	10	25
9	Diego Rossi	76M	90F	89F	90F
10	Carlos Vela	90F	90F		
11	Jose Cifuentes			1	9
12	Diego Palacios	68D	90D	84D	77D
13	Mohamed El-Munir	22		35	
14	Mark-Anthony Kaye	62M	90M	80M	65M
15	Alejandro Guido				
16	Danny Musovski			10	13
17	Brian Rodriguez	90M	75F	90F	90F
19	Bryce Duke	28			
20	Eduard Atuesta		83M	90M	81M
23	Pablo Sainiega				
26	Adrien Perez	14	15		
27	Tristan Blackmon	90D	90D	90D	90D
40	Phillip Ejimadu				
66	Bradley Wright-Phillips			45F	77F
99	Adama Diomande				

CONCACAF CHAMPIONS LEAGUE			
R161	02/18/2020	LFC 0 at LEON	2 L
R162	02/27/2020	LFC 3 vs LEON	3 W

MLS IS BACK KNOCKOUT STAGE			
R16	07/27/2020	LFC 4 vs SEA	1 W
QF	07/31/2020	LFC 1 vs ORL	1 T (4-5 pens)

Vela (Palacios) 27; Vela (Blackmon) 77; Rossi (Atuesta) 79
 Rossi 6 (penalty kick) 14; Blessing 1 (Wright-Phillips 1, Rodriguez 4) 39; Rossi 7 (unassisted) 82;
 Rodriguez 2 (unassisted) 89
 Wright-Phillips 4 (Rossi 3) 60



INTER MIAMI CF

2020 RECORD

	GP	W-L-T	PTS	GF	GA
Inter Miami	23	7-13-3	24	25	35

RECORD at INTER MIAMI CF STADIUM

	GP	W-L-T	PTS	GF	GA
	9	5-2-2	17	14	13

RECORD on road

	GP	W-L-T	PTS	GF	GA
	11	2-8-1	7	9	17

RECORD at the half

	W	L	T
LEADING	4	3	0
TIED	3	6	3
TRAILING	0	4	0

RECORD with the first goal

	W	L	T
SCORING	5	4	1
CONCEDING	2	9	0

TEAM COMPARISONS

	FOR	AGAINST
GOALS SCORED	1.09 (22nd)	1.52 (14th)
TOTAL SHOTS	13.00 (10th)	10.04 (3rd)
SHOTS ON GOAL	4.09 (18th)	3.87 (4th)
SHOOTING ACCURACY	31.4% (24th)	38.5% (17th)
SCORING %AGE	8.4% (24th)	15.2% (23rd)
FOULS	14.48 (2nd)	14.70 (25th)
CORNER KICKS	5.39 (8th)	4.04 (3rd)
OFFSIDE	2.04 (6th)	1.74 (15th)

GOALS SCORED IN GAME

GP	0	1	2	3	4+	TOT	AVG
23	6	10	6	1	0	25	1.09

GOALS ALLOWED IN GAME

GP	0	1	2	3	4+	TOT	AVG
23	3	9	8	2	1	35	1.52

GOALS BY INTERVALS

	TOT	0-15	16-30	31-45+	46-60	61-75	76-90+
FOR	25	4	5	8	4	1	3
AGAINST	35	6	2	5	6	7	9

WHERE THE GOALS COME FROM

	FOR	AGAINST
GOALS SCORED	25	35
MINUTES PER GOAL	83	59

HOW SCORED

RIGHT FOOT	9	24
LEFT FOOT	11	10
HEADERS	5	1
OTHER	0	0

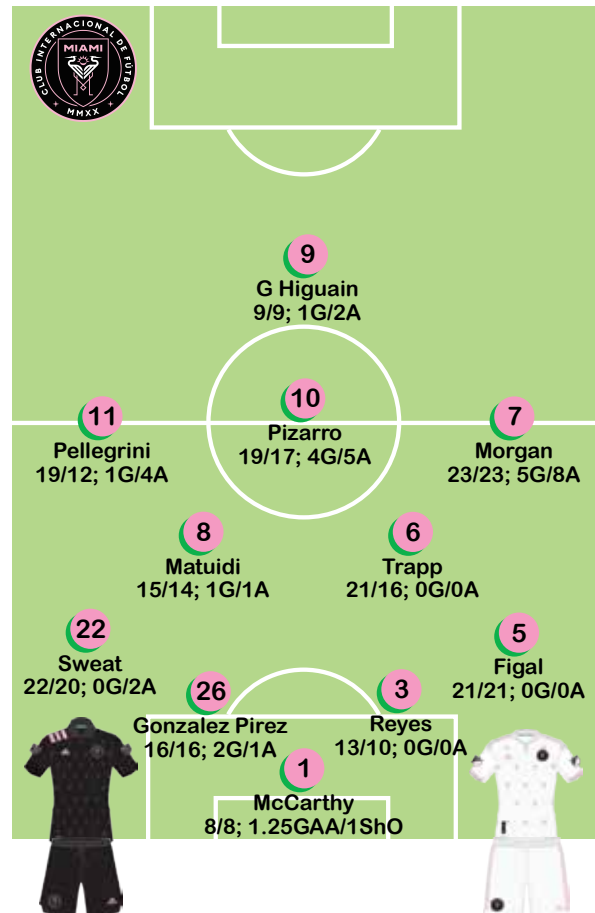
TYPE OF PLAY

OPEN PLAY	14	22
CROSS	4	4
CORNER	4	1
REBOUND	0	1
PENALTIES	1	4
DIRECT FROM FREE KICK	1	0
FREE KICK (INDIRECT)	0	2
OWN GOALS	1	1

DISTANCE

INSIDE GOAL AREA	6	5
INSIDE PENALTY AREA	15	23
OUTSIDE PENALTY AREA	4	7

PRIMARY TEAM





INTER MIAMI CF

No.	Player	Pos	Ht	Wt	Birthdate	Birthplace	2020				CAREER			
							GP	GS	G	A	GP	GS	G	A
1	John McCarthy	GK	6-3	180	07/04/1992	Philadelphia, PA	8	8	0	0	29	29	0	0
MLS Season: 5. Last club: Tampa Bay Rowdies (USL)														
2	Alvas Powell	DF	6-0	165	07/18/1994	St. Thomas, Jamaica	4	2	0	0	138	124	6	10
MLS Season: 8. Last club: FC Cincinnati. International: Jamaica 49/2														
3	Andres Reyes	DF	6-0	180	09/08/1999	Puerto Tejada, Colombia	13	13	0	0	13	13	0	0
MLS Season: 1. Last club: Atletico Nacional (Colombia)														
4	Christian Makoun	DF	5-11	154	03/05/2000	Valencia, Venezuela	4	2	0	0	4	2	0	0
MLS Season: 1. Last club: Zamora FC (Venezuela)														
5	Nicolas Figal	DF	5-11	165	04/03/1994	Buenos Aires, Argentina	21	21	0	0	21	21	0	0
MLS Season: 1. Last club: CA Independiente (Argentina)														
6	Wil Trapp	MF	5-8	150	01/15/1993	Columbus, OH	21	16	0	0	206	195	2	19
MLS Season: 8. Last club: Columbus Crew SC. College: Akron. International: USA 20/0														
7	Lewis Morgan	MF	5-10	163	09/30/1996	Greenock, Scotland	23	23	5	8	23	23	5	8
MLS Season: 1. Last club: Celtic FC (Scotland). International: Scotland 2/0														
8	Blaise Matuidi	MF	5-9	163	04/09/1987	Toulouse, France	15	14	1	1	15	14	1	1
MLS Season: 1. Last club: Juventus FC (Italy). International: France 84/9														
9	Gonzalo Higuain	FW	6-1	165	12/10/1987	Brest, France	9	9	1	2	9	9	1	2
Designated Player. MLS Season: 1. Last club: Juventus FC (Italy). International: Argentina 75/31														
10	Rodolfo Pizarro	MF	5-9	156	02/15/1994	Tampico, Mexico	19	17	4	5	19	17	4	5
Designated Player. MLS Season: 1. Last club: CF Monterrey (MEX). International: Mexico 25/5														
11	Matias Pellegrini	MF	5-9	146	05/11/2000	Magdalena, Argentina	19	12	1	4	19	12	1	4
Designated Player. MLS Season: 1. Last club: Estudiantes de la Plata (Argentina)														
12	Juan Agudelo	FW	6-1	183	11/23/1992	Manizales, Colombia	14	9	3	0	229	141	49	22
MLS Season: 11. Last club: Toronto FC. International: USA 28/3														
13	Victor Ulloa	MF	6-0	165	03/04/1992	Chihuahua, Mexico	23	17	0	3	193	153	6	11
MLS Season: 10. Last club: FC Cincinnati														
14	Jay Chapman	MF	6-0	157	01/01/1994	Brampton, ON, Canada	8	2	0	0	87	30	6	5
Homegrown Player. MLS Season: 6. Last club: Toronto FC. International: Canada 3/1														
15	David Norman Jr.	MF	6-2	180	05/31/1998	New Westminster, BC, Canada	0	0	0	0	0	0	0	0
Homegrown Player. MLS Season: 1. Last club: Vancouver Whitecaps FC. College: Oregon State														
17	Jerome Kiesewetter	FW	6-0	180	02/09/1993	Berlin, Germany	2	0	0	0	2	0	0	0
MLS Season: 1. Last club: El Paso (USL). International: USA 2/0														
18	Dylan Nealis	DF	5-11	175	07/30/1998	Massapequa, NY	19	10	0	0	19	10	0	0
MLS Season: 1. 2020 SuperDraft: Round 1, Pick 3 (Georgetown)														
19	Robbie Robinson	FW	6-2	170	12/17/1998	Camden, SC	12	4	0	1	12	4	0	1
Generation adidas. MLS Season: 1. 2020 SuperDraft: Round 1, Pick 1 (Clemson)														
20	A.J. DeLaGarza	DF	5-9	150	11/04/1998	Bryans Road, MD	5	5	0	0	266	258	2	8
MLS Season: 12. Last club: Houston Dynamo. 2009 SuperDraft: Round 2, Pick 19 (Maryland). International: Guam 14/0														
21	Julian Carranza	FW	5-9	146	05/22/2000	Oncativo, Argentina	16	5	2	0	16	5	2	0
Designated Player. MLS Season: 1. Last club: Banfield (Argentina)														
22	Ben Sweat	DF	6-2	175	09/04/1991	Palm Spring Harbor, FL	22	20	0	2	94	82	1	11
MLS Season: 5. Last club: New York City FC. 2014 SuperDraft: Round 1, Pick 14 (South Florida). International: USA 2/0														
26	Leandro Gonzalez Pirez	DF	6-1	200	02/26/1992	Buenos Aires, Argentina	16	16	2	1	111	111	5	7
MLS Season: 4. Last club: Club Tijuana (Mexico)														
27	Drake Callender	GK	6-3	205	10/07/1997	Sacramento, CA	0	0	0	0	0	0	0	0
Homegrown Player. MLS Season: 1.														
28	Brek Shea	DF	6-3	170	02/28/1990	College Station, TX	13	6	4	0	229	162	33	25
MLS Season: 11. Last club: Atlanta United. 2008 SuperDraft: Round 1, Pick 2. International: USA 34/4														
30	George Acosta	MF	5-7	130	01/19/2000	Miami, FL	0	0	0	0	0	0	0	0
MLS Season: 1. Last club: Austin Bold FC (USL)														
31	Luis Robles	GK	6-0	200	05/11/1984	Fort Huachuca, AZ	15	15	0	0	253	253	0	1
MLS Season: 9. Last club: New York Red Bulls. College: Portland. International: USA 3/0														
33	Mikey Ambrose	DF	5-9	165	10/05/1993	El Paso, TX	6	3	1	0	31	20	1	2
MLS Season: 5. Last club: Atlanta United														
34	Federico Higuain	FW	5-8	165	10/25/1984	Buenos Aires, Argentina	14	0	2	0	207	184	57	63
MLS Season: 9. Last club: D.C. United														
36	Denso Ulysse	DF	5-8	133	11/20/1998	Gonaives, Haiti	0	0	0	0	0	0	0	0
MLS Season: 1. Last club: Seattle Sounders 2														

HEAD COACH : Diego Alonso

04/16/1975

W7 L13 T3



INTER MIAMI CF

INTER MIAMI CF PLAYOFF HISTORY

FIRST APPEARANCE



CAREER POSTSEASON STATISTICS FOR CURRENT INTER MIAMI CF PLAYERS

UNF	POS	PLAYER	GP	GS	MIN	G	A	SHT	SOG	PKG	PKA	SKG	SKA	FC	FS	OFF	CK	C	E
12	F	Juan Agudelo	7	5	485	1	2	12	4	0	0	0	0	14	13	4	0	0	0
33	D	Mikey Ambrose	2	1	95	0	0	0	0	0	0	0	0	0	3	0	0	0	0
20	D	A.J. DeLaGarza	16	13	1271	0	2	3	0	0	0	0	0	18	13	0	0	1	0
26	D	Leandro Gonzalez Pirez	9	9	840	0	0	9	3	0	0	0	1	20	11	0	0	2	0
34	F	Federico Higuain	14	13	1303	4	5	30	11	1	1	2	2	12	14	1	56	1	0
2	D	Alvas Powell	11	9	871	0	0	3	0	0	0	0	1	10	11	1	0	2	0
28	D	Brek Shea	8	5	468	0	4	5	2	0	0	0	0	3	6	2	0	0	0
22	D	Ben Sweat	5	5	423	0	0	1	0	0	0	0	0	6	2	1	0	1	0
6	M	Wil Trapp	15	15	1440	0	0	5	1	0	0	1	1	12	16	1	0	0	0
13	M	Victor Ulloa	9	9	706	0	0	5	2	0	0	0	0	11	7	0	0	0	0
UNF	POS	GOALKEEPER	GP	GS	MIN	SHTS	SV	GA	GAA	PKG	PKA	SKG	SKA	W	L	T	SO		
31	GK	Luis Robles	23	23	2130	9	56	28	1.18	0	1	0	0	9	11	3	8		



INTER MIAMI CF

INTER MIAMI CF INDIVIDUAL HIGH GAMES (2020)

Goals
 2 Julian Carranza 08/22/2020 vs. ORL W 3-2
 2 Lewis Morgan 09/09/2020 vs. ATL W 2-1
 2 Lewis Morgan 10/03/2020 vs. NYC L 2-3

Assists
 1 27 times

Shots
 8 Gonzalo Higuain 10/14/2020 vs. ATL T 1-1

Shots on Goal
 3 Gonzalo Higuain 10/14/2020 vs. ATL T 1-1

Fouls Committed
 6 Andres Reyes 07/14/2020 at PHI L 1-2

Fouls Suffered
 7 Matias Pellegrini 10/07/2020 at NYR W 2-1

Corner Kicks
 12 Lewis Morgan 10/24/2020 vs. ORL W 2-1

Offside
 5 Robbie Robinson 03/01/2020 at LFC L 0-1

Saves
 8 Luis Robles 03/01/2020 at LFC L 0-1

Shots Faced
 9 Luis Robles 03/01/2020 at LFC L 0-1

Goals Allowed
 4 Luis Robles 09/23/2020 vs. NYR L 1-4

TEAM HIGH GAMES (2020)

Goals
 3 08/22/2020 vs. ORL W 3-2

Assists
 4 10/03/2020 vs. NYC L 2-3

Shots
 21 10/14/2020 vs. ATL T 1-1

Shots on Goal
 7 03/01/2020 at LFC L 0-1

Fouls Committed
 22 09/02/2020 at ATL T 0-0

Fouls Suffered
 21 07/20/2020 vs. NYC L 0-1
 21 08/30/2020 at NSH L 0-1

Corner Kicks
 12 10/24/2020 vs. ORL W 2-1

Offside
 7 03/01/2020 at LFC L 0-1

Saves
 8 03/01/2020 at LFC L 0-1

Shots Faced
 9 03/01/2020 at LFC L 0-1

Goals Allowed
 4 09/23/2020 vs. NYR L 1-4

TEAM LOW GAMES (2020)

Shots
 8 07/08/2020 at ORL L 1-2
 8 07/20/2020 vs. NYC L 0-1
 8 09/09/2020 vs. ATL W 2-1

Shots on Goal
 1 07/08/2020 at ORL L 1-2

Fouls Committed
 5 10/17/2020 at MTL L 1-2

Fouls Suffered
 7 10/17/2020 at MTL L 1-2

Corner Kicks
 1 08/22/2020 vs. ORL W 3-2

Offside
 0 6 times

Saves
 0 10/14/2020 vs. ATL T 1-1

Shots Faced
 1 09/02/2020 at ATL T 0-0
 1 10/14/2020 vs. ATL T 1-1



INTER MIAMI CF

2020 INTER MIAMI CF STATISTICS (7-13-3, 24 pts.)

UNF	POS	PLAYER	GP	GS	MIN	G	A	SHT	SOG	FC	FS	OFF	CK	C	E
7	M	Lewis Morgan	23	23	1952	5	8	56	19	9	27	3	109	1	0
10	M	Rodolfo Pizarro	19	17	1578	4	5	31	11	13	56	7	0	4	0
28	D	Brek Shea	13	6	628	4	0	13	6	9	6	3	0	1	0
12	F	Juan Agudelo	14	9	842	3	0	19	4	19	14	6	0	2	1
26	D	Leandro Gonzalez Pirez	16	16	1440	2	1	11	4	29	27	1	0	8	0
21	F	Julian Carranza	16	5	542	2	0	12	4	21	24	5	0	3	0
34	F	Federico Higuain (TOT)	14	0	175	2	0	6	4	2	3	1	11	1	0
34	F	Federico Higuain (MCF)	4	0	20	0	0	2	0	0	1	0	2	0	0
11	M	Matias Pellegrini	19	12	965	1	4	16	5	22	28	1	6	2	0
9	F	Gonzalo Higuain	9	9	802	1	2	35	12	6	9	8	0	0	1
8	M	Blaise Matuidi	15	14	1273	1	1	15	2	33	21	2	0	3	0
33	D	Mikey Ambrose	6	3	302	1	0	1	1	3	2	0	0	0	0
13	M	Victor Ulloa	23	17	1434	0	3	10	1	23	17	1	1	1	0
22	D	Ben Sweat	22	20	1675	0	2	10	5	19	8	1	0	6	0
19	F	Robbie Robinson	12	4	426	0	1	11	2	12	9	8	0	1	0
16	M	Luis Argudo	1	0	11	0	0	0	0	1	0	0	0	0	0
14	M	Jay Chapman	8	2	200	0	0	2	0	7	1	0	0	1	0
20	D	A.J. DeLaGarza	5	5	427	0	0	0	0	7	3	1	0	0	0
5	D	Nicolas Figal	21	21	1746	0	0	22	9	22	26	0	0	4	0
17	F	Jerome Kiesewetter	2	0	23	0	0	0	0	0	0	0	0	0	0
4	D	Christian Makoun	4	2	187	0	0	0	0	1	1	0	0	0	0
1	G	John McCarthy	8	8	720	0	0	0	0	0	2	0	0	1	0
18	D	Dylan Nealis	19	10	1104	0	0	10	1	20	14	0	0	1	0
24	M	*Lee Nguyen	5	0	92	0	0	3	2	1	2	0	4	0	0
2	D	Alvas Powell	4	2	197	0	0	1	1	3	2	0	0	1	0
3	D	Andres Reyes	13	13	1101	0	0	9	3	27	12	0	0	9	2
31	G	Luis Robles	15	15	1350	0	0	0	0	0	2	0	0	1	0
29	D	*Roman Torres	5	4	325	0	0	5	0	3	1	0	0	0	1
6	M	Wil Trapp	21	16	1368	0	0	5	2	23	6	0	2	4	0
30	M	George Acosta	0	0	0	0	0	0	0	0	0	0	0	0	0
27	G	Drake Callender	0	0	0	0	0	0	0	0	0	0	0	0	0
15	M	David Norman Jr.	0	0	0	0	0	0	0	0	0	0	0	0	0
36	D	Denso Ulysse	0	0	0	0	0	0	0	0	0	0	0	0	0
		Own-goals received				1									
		Team totals	23	23	2070	25	27	299	94	333	338	47	124	54	5
		Opponent totals	23	23	2070	35	28	231	89	338	333	40	93	47	0

GAME-WINNING GOALS: Lewis Morgan 2, Leandro Gonzalez Pirez 2, Brek Shea 1, Rodolfo Pizarro 1
Gonzalo Higuain 1

GAME-WINNING ASSISTS: Lewis Morgan 3, Ben Sweat 1, Rodolfo Pizarro 1

PENALTY KICK GOALS/ATTEMPTS: Lewis Morgan 1-1, Gonzalo Higuain 0-1

INTER MIAMI CF INDIVIDUAL GOALKEEPING

UNF	POS	GOALKEEPER	GP	GS	MIN	SHTS	SV	GA	GAA	PG	PA	W	L	T	SO
1	G	John McCarthy	8	8	720	31	19	10	1.25	2	2	4	3	1	1
31	G	Luis Robles	15	15	1350	58	34	25	1.67	2	4	3	10	2	2
		Team totals	23	23	2070	89	53	35	1.52	4	6	7	13	3	3
		Opponent totals	23	23	2070	94	69	25	1.09	1	2	13	7	3	6

* = Played with other teams in 2020. Only Inter Miami CF statistics listed here.



INTER MIAMI CF

INTER MIAMI CF 2020 SCHEDULE

DAY	DATE	OPPONENT	RESULT	ATT.	W-L-T	POS.	PTS	NOTES:
Sun.	Mar. 1	at Los Angeles FC	L 0-1	22,121	0-1-0	T7	0	LFC: Vela (44)
Sat.	Mar. 7	at D.C. United	L 1-2	17,183	0-2-0	T10	0	MCF: Pizarro (2); DC: Asad (59) Brilliant (61)
Wed.	July 8	at Orlando City S	L 1-2		0-3-0	T11	0	MCF: Agudelo (47); ORL: Mueller (70) Nani (97+)
Tue.	July 14	at Philadelphia	L 1-2		0-4-0	T11	0	MCF: Pizarro (36); PHI: Wagner (5) Przybylko (63)
Mon.	July 20	New York City FC	L 0-1		0-5-0	T13	0	NYC: Tajouri-Shradi (64)
Sat.	Aug. 22	Orlando City SC	W 3-2		1-5-0	T13	3	MCF: Carranza (12,23) Pizarro (48); ORL: Dike (18) Nani (80)
Wed.	Aug. 26	Atlanta				14		postponed
Sun.	Aug. 30	at Nashville SC	L 0-1		1-6-0	14	3	NSH: Godoy (53)
Wed.	Sept. 2	at Atlanta	T 0-0		1-6-1	14	4	
Sun.	Sept. 6	Nashville SC	T 0-0		1-6-2	14	5	
Wed.	Sept. 9	Atlanta	W 2-1		2-6-2	T13	8	MCF: Morgan (28,38); ATL: Remedi (33)
Sat.	Sept. 12	at Orlando City S	L 1-2		2-7-2	14	8	MCF: Shea (65); ORL: own goal (34) Pereyra (69)
Sat.	Sept. 19	at Atlanta	W 2-1		3-7-2	T11	11	MCF: Agudelo (2) Shea (11); ATL: Gallagher (5)
Wed.	Sept. 23	New York Red Bull	L 1-4		3-8-2	T13	11	MCF: Agudelo (39); NYR: Egbo (14) White (49) Mines (85) Royer (91+)
Sun.	Sept. 27	at Philadelphia	L 0-3		3-9-2	T13	11	PHI: Fontana (25) Ilsinho (69) Aaronson (97+)
Sat.	Oct. 3	New York City FC	L 2-3		3-10-2	T13	11	MCF: Morgan (27,38); NYC: Mitrita (4,43) Tinnerholm (35)
Wed.	Oct. 7	at New York Red B	W 2-1		4-10-2	12	14	MCF: Pellegrini (55) G. Higuain (81); NYR: Fernandez (53)
Sat.	Oct. 10	Houston	W 1-0		5-10-2	11	17	MCF: Morgan (57)
Wed.	Oct. 14	Atlanta	T 1-1		5-10-3	12	18	MCF: Shea (80); ATL: Mulraney (83)
Sat.	Oct. 17	at Montreal	L 1-2		5-11-3	12	18	MCF: Shea (33); MTL: Krkic (6) Urruti (80)
Sat.	Oct. 24	Orlando City SC	W 2-1		6-11-3	T10	21	MCF: own goal (45) Gonzalez (89); ORL: Dike (12)
Wed.	Oct. 28	at FC Dallas	L 1-2		6-12-3	T10	21	MCF: Pizarro (33); DAL: Jara (60) Hollingshead (82)
Sun.	Nov. 1	at Toronto FC	L 1-2		6-13-3	T12	21	MCF: Matuidi (42); TOR: Akinola (55) Pozuelo (84)
Sun.	Nov. 8	FC Cincinnati	W 2-1		7-13-3	10	24	MCF: Ambrose (19) Gonzalez (23); CIN: Gyau (66)



INTER MIAMI CF

INTER MIAMI CF – GAME-BY-GAME

#	Player	1	2	3	4	5	6	7	8	9	10	11	12	13	14	15	16	17	18	19	20	21	22	23
	LFC DC	ORL	PHI	NYC	ORL	NSH	ATL	NSH	ATL	ORL	ATL	NYR	PHI	NYC	NYR	HOU	ATL	MTL	ORL	DAL	TOR	CIN		
	0-1	1-2	1-2	0-1	3-2	0-1	0-0	0-0	2-1	1-2	2-1	1-4	0-3	2-3	2-1	1-0	1-1	1-2	2-1	1-2	2-1	1-2	2-1	2-1
	90D	90D	58D	89D	11	77D	90D	90D	90D	90D	90D	90D	69D	90D	90D	90G	90G	90G	90G	90G	90G	90G	90G	90G
1	John McCarthy																							
2	Alvas Powell																							
3	Andres Reyes																							
4	Christian Makoun	11																						
5	Nicolas Figal	90D	90D	90D	90D	75D	90D	90D	45D	90D	68D	90D	90D	90D	90D	90D	90D	90D	90D	90D	90D	28D		
6	Wil Trapp	90M	79M	68M	68M	90M	75M	18	20	15	11	9	67M	90M	90M	71M	81M	84M	85M	90M				
7	Lewis Morgan	79M	90F	79M	90M	90M	77M	90M	73M	79M	75M	87M	89M	90M	90M	74M	76M	90F	90F	90M	90M	90M	90M	84M
8	Elaise Matuidi									79M	30	90M	90M	90M	90M	90M	84M	90M	90M	90M	90M	90M	90M	90M
9	Gonzalo Higuain																							
10	Rodolfo Pizarro	90M	90F	32	90M	90M	90M	90M	90M	90M	90M	79M	33	90M	90M	90F	90F	89F	90F	90M	90M	84M		
11	Matias Pellegrini	79M	13	79M	68M	68M	76M	75M	9	3	1	57M	23	89M	89M	77F	8	70M	76M	5				
12	Juan Agudelo	11	46	73F	89F	15	90F	90M	30	90M	90F	90F	45M	20										
13	Victor Ulloa	68M	90M	90M	86M	79M	90M	90M	70M	90M	45M	90M	57M	81M	85M	16	14	87M	82M	9	14	5	6	
14	Jay Chapman																							
15	David Norman Jr.																							
16	Luis Argudo																							
17	Jerome Kiesewetter																							
18	Dylan Nealis																							
19	Robbie Robinson																							
20	A.J. DeLaGarza																							
21	Julian Carranza																							
22	Ben Sweat																							
23	Lee Nguyen	17	90F	22	89F	75F	54F	22	29	5	6	1	19	75F	6	5	27							
24	Grant Lillard	90D	90M	87D	22	90D	75D	90D	70D	90D	7D	90D	90D	90D	71D	90D	7	90D	90D	81D	90D	85D		
25	Leandro Gonzalez Pirez																							
26	Drake Callender																							
27	Brek Shea																							
28	Roman Torres																							
29	George Acosta																							
30	Luis Robles																							
31	Mikey Ambrose																							
32	Federico Higuain																							
33	Denso Ulysse																							
34																								
35																								
36																								

"00" = 100 minutes played
F/M/D/G = starting position



INTER MIAMI CF

INTER MIAMI CF – GAME-BY-GAME LOG

Game #	Date	Opponent	Result	Goals
Game #1	03/01/2020	MCF 0 at LFC 1	L	
Game #2	03/07/2020	MCF 1 at DC 2	L	Pizarro 1 (Morgan 1, Robinson 1) 2
Game #3	07/08/2020	MCF 1 at ORL 2	L	Agudelo 1 (Ulloa 1, Pellegrini 1) 47
Game #4	07/14/2020	MCF 1 at PHI 2	L	Pizarro 2 (Pellegrini 2, Morgan 2) 36
Game #5	07/20/2020	MCF 0 vs NYC 1	L	
Game #6	08/22/2020	MCF 3 vs ORL 2	W	Carranza 1 (Pizarro 1) 12; Carranza 2 (Sweat 1, Ulloa 2) 23; Pizarro 3 (unassisted) 48
Game #7	08/30/2020	MCF 0 at NSH 1	L	
Game #8	09/02/2020	MCF 0 at ATL 0	T	
Game #9	09/06/2020	MCF 0 vs NSH 0	T	
Game #10	09/09/2020	MCF 2 vs ATL 1	W	Morgan 1 (Pizarro 2) 28; Morgan 2 (Sweat 2) 38
Game #11	09/12/2020	MCF 1 at ORL 2	L	Shea 1 (Pizarro 3) 65
Game #12	09/19/2020	MCF 2 at ATL 1	W	Agudelo 2 (unassisted) 2; Shea 2 (Pizarro 4, Morgan 3) 11
Game #13	09/23/2020	MCF 1 vs NYR 4	L	Agudelo 3 (Pellegrini 3, Morgan 4) 39
Game #14	09/27/2020	MCF 0 at PHI 3	L	
Game #15	10/03/2020	MCF 2 vs NYC 3	L	Morgan 3 (Ulloa 3, Matuidi 1) 27; Morgan 4 (G. Higuain 1, Pizarro 5) 38
Game #16	10/07/2020	MCF 2 at NYR 1	W	Pellegrini 1 (Morgan 5) 55; Higuain 1 (free kick) 81
Game #17	10/10/2020	MCF 1 vs HOU 0	W	Morgan 5 (penalty kick) 57
Game #18	10/14/2020	MCF 1 vs ATL 1	T	Shea 3 (Morgan 6) 80
Game #19	10/17/2020	MCF 1 at MTL 2	L	Shea 4 (Gonzalez Pirez 1) 33
Game #20	10/24/2020	MCF 2 vs ORL 1	W	own goal (Jansson) 45; Gonzalez Pirez 1 (Morgan 7) 89
Game #21	10/28/2020	MCF 1 at DAL 2	L	Pizarro 4 (G. Higuain 2, Pellegrini 4) 33
Game #22	11/01/2020	MCF 1 at TOR 2	L	Matuidi 1 (unassisted) 42
Game #23	11/08/2020	MCF 2 vs CIN 1	W	Ambrose 1 (unassisted) 19; Gonzalez 2 (Morgan 8) 23



MINNESOTA UNITED FC

2020 RECORD

	GP	W-L-T	PTS	GF	GA
MNUFC	21	9-5-7	34	36	26

RECORD at ALLIANZ FIELD

	GP	W-L-T	PTS	GF	GA
	9	5-1-3	18	19	9

RECORD on road

	GP	W-L-T	PTS	GF	GA
	9	3-4-2	11	13	14

RECORD at the half

	W	L	T
LEADING	5	0	3
TIED	3	2	3
TRAILING	1	3	1

RECORD with the first goal

	W	L	T
SCORING	8	0	2
CONCEDING	1	5	2

TEAM COMPARISONS

	FOR	AGAINST
GOALS SCORED	1.71 (8th)	1.24 (11th)
TOTAL SHOTS	13.90 (6th)	14.14 (20th)
SHOTS ON GOAL	4.76 (10th)	4.95 (19th)
SHOOTING ACCURACY	34.2% (20th)	35.0% (11th)
SCORING %AGE	12.3% (10th)	8.8% (6th)
FOULS	13.19 (10th)	12.86 (15th)
CORNER KICKS	4.67 (18th)	5.33 (18th)
OFFSIDE	1.00 (26th)	1.95 (20th)

GOALS SCORED IN GAME

GP	0	1	2	3	4+	TOT	AVG
21	5	4	7	3	2	36	1.71

GOALS ALLOWED IN GAME

GP	0	1	2	3	4+	TOT	AVG
21	7	4	8	2	0	26	1.24

GOALS BY INTERVALS

	TOT	0-15	16-30	31-45+	46-60	61-75	76-90+
FOR	36	4	5	7	4	6	10
AGAINST	26	3	4	3	7	5	4

WHERE THE GOALS COME FROM

	FOR	AGAINST
GOALS SCORED	36	26
MINUTES PER GOAL	50	69

HOW SCORED

RIGHT FOOT	14	16
LEFT FOOT	15	7
HEADERS	6	3
OTHER	1	0

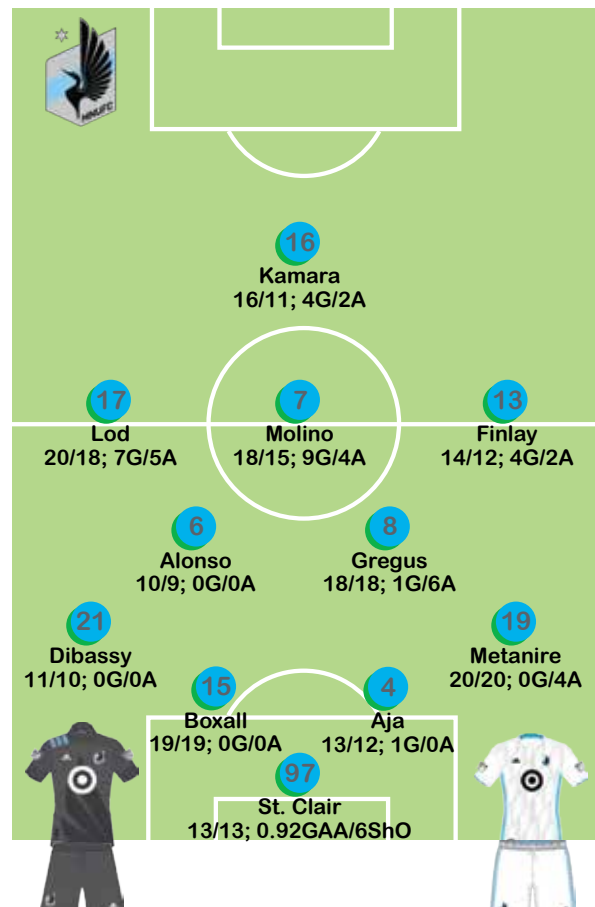
TYPE OF PLAY

OPEN PLAY	20	17
CROSS	5	1
CORNER	3	2
REBOUND	2	0
PENALTIES	2	3
DIRECT FROM FREE KICK	0	0
FREE KICK (INDIRECT)	2	2
OWN GOALS	2	1

DISTANCE

INSIDE GOAL AREA	6	5
INSIDE PENALTY AREA	27	19
OUTSIDE PENALTY AREA	3	2

PRIMARY TEAM





MINNESOTA UNITED FC

No.	Player	Pos	Ht	Wt	Birthdate	Birthplace	2020				CAREER			
							GP	GS	G	A	GP	GS	G	A
1	Tyler Miller	GK	6-4	195	03/12/1993	Woodbury, NJ	5	5	0	0	68	68	0	0
MLS Season: 5. Last club: Seattle Sounders FC. College: Northwestern														
2	Noah Billingsley	DF	6-2	185	08/06/1997	Wellington, New Zealand	1	0	0	0	1	0	0	0
MLS Season: 1. 2020 SuperDraft: Round 1, Pick 18 (California-Santa Barbara)														
3	Ike Opara	DF	6-2	180	02/21/1989	Durham, NC	2	2	2	0	180	153	20	6
MLS Season: 11. 2010 SuperDraft: Round 1, Pick 3 (Wake Forest)														
4	Jose Aja	DF	6-4	185	05/10/1993	Montevideo, Uruguay	13	12	1	0	55	53	2	0
MLS Season: 4. Last club: Union Espanola (Chile)														
5	Jacori Hayes	MF	5-7	150	06/28/1995	Andrews Air Force Base, MD	11	6	1	1	49	26	2	4
MLS Season: 4. 2017 SuperDraft: Round 1, Pick 18 (Wake Forest)														
6	Oswaldo Alonso	MF	5-11	155	11/11/1985	San Cristobal, Cuba	10	9	0	0	314	302	12	25
MLS Season: 12. Last club: Seattle Sounders FC														
7	Kevin Molino	MF	5-8	155	06/17/1990	Carenage, Diego Martin, Trinidad	18	15	9	4	104	91	32	27
MLS Season: 6. Last club: Orlando City SC														
8	Jan Gregus	MF	6-3	170	01/29/1991	Nitra, Slovakia	18	18	1	6	48	48	2	18
Designated Player. MLS Season: 2. Last club: International: Slovakia 28/3														
9	Luis Amarilla	FW	6-0	163	08/25/1995	Aregua, Paraguay	7	5	2	1	7	5	2	1
MLS Season: 1. Last club: Club Atlético Vélez Sarsfield (Argentina)														
10	Emanuel Reynoso	MF	5-7	150	11/16/1995	Cordoba, Argentina	13	9	1	7	13	9	1	7
Designated Player. MLS Season: 1. Last club: CA Boca Juniors (Argentina)														
11	Thomas Chacon	MF	5-5	128	08/17/2000	Palmitas, Uruguay	4	1	0	0	6	2	0	0
Designated Player. MLS Season: 2. Last club: Danubio FC (Uruguay)														
12	Aaron Schoenfeld	FW	6-4	190	04/17/1990	Knoxville, TN	14	3	1	0	65	17	6	3
MLS Season: 5. Last club: Maccabi Tel Aviv (Israel). 2012 SuperDraft: Round 2, Pick 20 (East Tennessee State)														
13	Ethan Finlay	MF	5-9	165	08/06/1990	Duluth, MN	14	12	4	2	215	154	46	39
MLS Season: 9. 2012 SuperDraft: Round 1, Pick 10 (Creighton)														
14	Brent Kallman	DF	6-2	190	10/04/1990	Omaha, NE	4	3	0	0	67	62	2	1
MLS Season: 4. College: Creighton														
15	Michael Boxall	DF	6-2	200	08/18/1988	Auckland, New Zealand	19	19	0	0	111	110	4	0
MLS Season: 6. Last club: SuperSport United (South Africa). 2011 Supplemental Draft: Round 1, Pick 1 (California-Santa Barbara). International: New Zealand 33/0														
16	Kei Kamara	FW	6-3	190	09/01/1984	Kenema, Sierra Leone	16	11	4	2	359	299	130	47
MLS Season: 14. Last club: Houston Dynamo. 2006 SuperDraft: Round 1, Pick 9 (Cal State-Dominguez Hills)														
17	Robin Lod	MF	5-11	168	04/17/1993	Helsinki, Finland	20	18	7	5	30	24	7	5
MLS Season: 2. Last club: Sporting de Gijon (Spain). International: Finland 39/3														
18	Greg Ranjitsingh	GK	6-3	195	07/18/1993	Pickering, ON, Canada	3	3	0	0	5	5	0	0
MLS Season: 2. Last club: Louisville City FC (USL). College: Mercer														
19	Romain Metanire	DF	5-10	159	03/28/1990	Metz, France	20	20	0	4	47	47	1	11
MLS Season: 2. Last club: International: Madagascar 10/0														
20	Sam Gleadle	MF	5-10	155	03/20/1996	Chichester, England	0	0	0	0	0	0	0	0
MLS Season: 1. Last club: Reno 1868 FC (USL)														
21	Bakaye Dibassy	DF	6-0	163	08/11/1989	Paris, France	11	10	0	0	11	10	0	0
MLS Season: 1. Last club: Amiens SC (France)														
27	Foster Langsdorf	MF	5-10	165	12/14/1995	Portland, OR	1	0	0	0	3	0	0	0
MLS Season: 3. Last club: Reno 1868 FC (USL). College: Stanford														
30	Adrian Zendejas	GK	6-5	185	08/30/1995	Chula Vista, CA	0	0	0	0	1	1	0	0
MLS Season: 2. Last club: Sporting KC														
31	Hassani Dotson	MF	5-11	170	08/06/1997	Federal Way, WA	18	12	1	1	42	27	5	1
MLS Season: 2. 2019 SuperDraft: Round 2, Pick 31 (Oregon State)														
41	James Musa	DF	5-5	170	04/01/1992	Plymouth, England	6	2	0	0	7	3	0	0
MLS Season: 2. Last club: Swope Park Rangers (USL)														
44	Raheem Edwards	MF	5-9	148	07/15/1995	Toronto, ON, Canada	12	2	0	3	65	33	5	11
MLS Season: 5. Last club: Montreal Impact														
77	Chase Gasper	DF	6-0	185	01/25/1996	Alexandria, VA	18	16	1	1	33	30	1	1
MLS Season: 2. 2019 SuperDraft: Round 1, Pick 15 (Maryland). International: USA 1/0														
89	Kevin Partida	MF	5-8	142	03/10/1995	Sparks, NV	0	0	0	0	5	4	0	0
MLS Season: 3. Last club: Reno 1868 FC (USL). 2018 SuperDraft: Round 3, Pick 58 (Nevada-Las Vegas)														
94	Marlon Hairston	MF	6-0	157	03/23/1994	Jackson, MS	9	4	0	0	116	77	7	13
MLS Season: 7. 2014 SuperDraft: Round 1, Pick 12 (Louisville)														
97	Dayne St. Clair	GK	6-3	165	05/09/1997	Pickering, ON, Canada	13	13	0	0	13	13	0	0
Generation adidas. MLS Season: 2. 2019 SuperDraft: Round 1, Pick 7 (Maryland)														
99	Fred Emmings	GK	6-5	210	02/08/2004	Saint Paul, MN	0	0	0	0	0	0	0	0
Homegrown Player. MLS Season: 1.														

HEAD COACH : Adrian Heath

01/11/1961

W61 L72 T40



MINNESOTA UNITED FC

MINNESOTA UNITED FC PLAYOFF HISTORY

vs. Team	No. of Series		GP	W-L-T	OT	ShO	GF	GA	Last		Series Result
	Series	W-L							Mtg.	Round	
LA Galaxy	1	0-1	1	0-1-0	0-0-0	0-0	1	2	2019	Wild Card	Lost 1 games to 0
TOTALS	1	0-1	1	0-1-0	0-0-0	0-0	1	2			

MINNESOTA UNITED FC -- ALL-TIME POSTSEASON RESULTS

DATE	OPPONENT	RESULT	ATT.	W-L-T	RD.	GOALS:
Sun. Oct. 20	LA Galaxy	L 1-2	19,939	0-1-0	WC	MIN: Gregus (87); LA: Lletget (71) dos Santos (75)



MINNESOTA UNITED FC

ALL-TIME MINNESOTA UNITED POSTSEASON STATISTICS (0-1-0, 0 pts.)

PLAYER	GP	GS	MIN	G	A
Jan Gregus	1	1	90	1	0
Darwin Quintero	1	0	30	0	1
Oswaldo Alonso	1	1	90	0	0
Michael Boxall	1	1	90	0	0
Abu Danladi	1	0	13	0	0
Ethan Finlay	1	1	60	0	0
Chase Gasper	1	1	90	0	0
Robin Lod	1	1	77	0	0
Vito Mannone	1	1	90	0	0
Romain Metanire	1	1	90	0	0
Kevin Molino	1	1	90	0	0
Ike Opara	1	1	90	0	0
Angelo Rodriguez	1	1	67	0	0
Mason Toye	1	0	23	0	0
Team totals	1	1	90	1	1
Opponent totals	1	1	90	2	1

MNUFC INDIVIDUAL GOALKEEPING						
GOALKEEPER	GP	GS	SV	GA	GAA	SO
Vito Mannone	1	1	4	2	2.00	0
Team totals	1	1	4	2	2.00	0
Opponent totals	1	1	2	1	1.00	0



MINNESOTA UNITED FC

CAREER POSTSEASON STATISTICS FOR CURRENT MINNESOTA UNITED PLAYERS

UNF	POS	PLAYER	GP	GS	MIN	G	A	SHT	SOG	PKG	PKA	SKG	SKA	FC	FS	OFF	CK	C	E
6	M	Oswaldo Alonso	26	25	2273	3	0	30	8	1	1	0	1	37	40	1	2	7	1
15	D	Michael Boxall	1	1	90	0	0	2	1	0	0	0	0	1	2	0	0	0	0
44	M	Raheem Edwards	1	0	6	0	0	0	0	0	0	0	0	2	0	0	0	1	0
13	F	Ethan Finlay	8	8	630	1	0	13	5	0	0	0	0	5	9	6	0	0	1
77	D	Chase Gasper	1	1	90	0	0	0	0	0	0	0	0	3	1	0	0	0	0
8	M	Jan Gregus	1	1	90	1	0	3	1	0	0	0	0	0	0	0	7	0	0
94	M	Marlon Hairston	4	0	146	0	0	3	0	0	0	0	0	0	3	0	0	0	0
5	M	Jacori Hayes	1	0	31	0	0	0	0	0	0	0	0	0	0	0	0	0	0
16	F	Kei Kamara	12	11	1007	5	1	34	17	0	1	0	0	9	16	10	0	1	0
17	M	Robin Lod	1	1	77	0	0	3	0	0	0	0	0	2	0	1	0	0	0
19	D	Romain Metanire	1	1	90	0	0	0	0	0	0	0	0	0	1	0	0	0	0
7	M-F	Kevin Molino	1	1	90	0	0	1	0	0	0	0	0	1	2	1	0	0	0
3	D	Ike Opara	10	6	664	0	0	5	1	0	0	0	0	4	6	2	0	0	0
12	F	Aaron Schoenfeld	1	1	90	0	0	2	1	0	0	0	0	4	2	0	0	0	0

UNF	POS	GOALKEEPER	GP	GS	MIN	SHTS	SV	GA	GAA	PKG	PKA	SKG	SKA	W	L	T	SO
1	GK	Tyler Miller	4	4	360	3	8	9	2.25	0	0	0	0	2	2	0	1



MINNESOTA UNITED FC

MINNESOTA UNITED FC INDIVIDUAL HIGH GAMES (2020)

Goals			
2	Kevin Molino	11/08/2020	vs. DAL W 3-0
Assists			
3	Robin Lod	11/08/2020	vs. DAL W 3-0
Shots			
7	Aaron Schoenfeld	10/28/2020	vs. COL W 2-1
Shots on Goal			
3	5 times		
Fouls Committed			
6	Ethan Finlay	03/01/2020	at POR W 3-1
6	Robin Lod	07/22/2020	at COL T 2-2
6	Emanuel Reynoso	09/06/2020	vs. RSL W 4-0
Fouls Suffered			
6	Kevin Molino	07/12/2020	at KC W 2-1
Offside			
1	21 times		
Saves			
8	Greg Ranjitsingh	09/02/2020	at HOU L 0-3
8	Dayne St. Clair	09/19/2020	at HOU T 2-2
Shots Faced			
11	Greg Ranjitsingh	09/02/2020	at HOU L 0-3
Goals Allowed			
3	Greg Ranjitsingh	08/29/2020	at DAL L 1-3
3	Greg Ranjitsingh	09/02/2020	at HOU L 0-3

TEAM HIGH GAMES (2020)

Goals			
5	03/07/2020	at SJ	W 5-2
Assists			
6	11/08/2020	vs. DAL	W 3-0
Shots			
25	10/28/2020	vs. COL	W 2-1
Shots on Goal			
10	03/07/2020	at SJ	W 5-2
Fouls Committed			
22	03/01/2020	at POR	W 3-1
Fouls Suffered			
21	09/06/2020	vs. RSL	W 4-0
Corner Kicks			
10	10/28/2020	vs. COL	W 2-1
Offside			
3	07/12/2020	at KC	W 2-1
3	09/23/2020	at CLB	L 1-2
3	10/28/2020	vs. COL	W 2-1
Saves			
8	09/02/2020	at HOU	L 0-3
8	09/19/2020	at HOU	T 2-2
Shots Faced			
11	09/02/2020	at HOU	L 0-3
Goals Allowed			
3	08/29/2020	at DAL	L 1-3
3	09/02/2020	at HOU	L 0-3

TEAM LOW GAMES (2020)

Shots			
4	10/18/2020	vs. HOU	T 2-2
Shots on Goal			
0	09/13/2020	at KC	L 0-1
Fouls Committed			
8	09/02/2020	at HOU	L 0-3
8	09/27/2020	vs. RSL	T 0-0
8	10/28/2020	vs. COL	W 2-1
Fouls Suffered			
4	09/02/2020	at HOU	L 0-3
Corner Kicks			
1	07/17/2020	at RSL	T 0-0
1	09/23/2020	at CLB	L 1-2
1	10/18/2020	vs. HOU	T 2-2
Offside			
0	8 times		
Saves			
0	09/09/2020	vs. DAL	W 3-2
Shots Faced			
2	07/17/2020	at RSL	T 0-0
2	09/09/2020	vs. DAL	W 3-2
2	10/24/2020	at CIN	W 1-0

MINNESOTA UNITED FC INDIVIDUAL POSTSEASON HIGH GAMES (2019)

Goals			
1	Jan Gregus	10/20/2019	vs. LA L 1-2
Assists			
1	Darwin Quintero	10/20/2019	vs. LA L 1-2
Shots			
3	Jan Gregus	10/20/2019	vs. LA L 1-2
3	Robin Lod	10/20/2019	vs. LA L 1-2
Shots on Goal			
1	Michael Boxall	10/20/2019	vs. LA L 1-2
1	Abu Danladi	10/20/2019	vs. LA L 1-2
1	Jan Gregus	10/20/2019	vs. LA L 1-2
Fouls Committed			
3	Chase Gasper	10/20/2019	vs. LA L 1-2
Fouls Suffered			
2	Oswaldo Alonso	10/20/2019	vs. LA L 1-2
2	Michael Boxall	10/20/2019	vs. LA L 1-2
2	Ethan Finlay	10/20/2019	vs. LA L 1-2
2	Kevin Molino	10/20/2019	vs. LA L 1-2
Offside			
2	Ethan Finlay	10/20/2019	vs. LA L 1-2
Saves			
4	Vito Mannone	10/20/2019	vs. LA L 1-2
Shots Faced			
6	Vito Mannone	10/20/2019	vs. LA L 1-2
Goals Allowed			
2	Vito Mannone	10/20/2019	vs. LA L 1-2

TEAM POSTSEASON HIGH GAMES (2019)

Goals			
1	10/20/2019	vs. LA	L 1-2
Assists			
1	10/20/2019	vs. LA	L 1-2
Shots			
16	10/20/2019	vs. LA	L 1-2
Shots on Goal			
3	10/20/2019	vs. LA	L 1-2
Fouls Committed			
11	10/20/2019	vs. LA	L 1-2
Fouls Suffered			
11	10/20/2019	vs. LA	L 1-2
Corner Kicks			
8	10/20/2019	vs. LA	L 1-2
Offside			
6	10/20/2019	vs. LA	L 1-2
Saves			
4	10/20/2019	vs. LA	L 1-2
Shots Faced			
6	10/20/2019	vs. LA	L 1-2
Goals Allowed			
2	10/20/2019	vs. LA	L 1-2

TEAM POSTSEASON LOW GAMES (2019)

Shots			
16	10/20/2019	vs. LA	L 1-2
Shots on Goal			
3	10/20/2019	vs. LA	L 1-2
Fouls Committed			
11	10/20/2019	vs. LA	L 1-2
Fouls Suffered			
11	10/20/2019	vs. LA	L 1-2
Corner Kicks			
8	10/20/2019	vs. LA	L 1-2
Offside			
6	10/20/2019	vs. LA	L 1-2
Saves			
4	10/20/2019	vs. LA	L 1-2
Shots Faced			
6	10/20/2019	vs. LA	L 1-2



2020 MINNESOTA UNITED STATISTICS (9-5-7, 34 pts.)

UNF	POS	PLAYER	GP	GS	MIN	G	A	SHT	SOG	FC	FS	OFF	CK	C	E
7	M	Kevin Molino	18	15	1264	9	4	38	17	16	48	4	2	0	0
17	M	Robin Lod	20	18	1585	7	5	40	13	21	8	2	1	3	0
13	M	Ethan Finlay	14	12	961	4	2	18	9	15	9	2	0	0	0
16	F	Kei Kamara (TOT)	16	11	980	4	2	28	10	9	8	4	0	1	0
16	F	Kei Kamara (MIN)	7	6	458	1	1	11	5	3	3	3	0	0	0
9	F	Luis Amarilla	7	5	425	2	1	16	5	5	9	2	0	2	0
3	D	Ike Opara	2	2	180	2	0	2	2	6	2	0	0	0	0
10	M	Emanuel Reynoso	13	9	827	1	7	22	7	23	32	0	28	1	0
8	M	Jan Gregus	18	18	1599	1	6	35	8	17	13	0	66	1	1
31	M	Hassani Dotson	18	12	1211	1	1	19	7	22	17	0	0	2	0
77	D	Chase Gasper	18	16	1490	1	1	17	6	17	18	0	0	6	0
5	M	Jacori Hayes	11	6	602	1	1	4	1	7	18	0	0	1	0
4	D	Jose Aja	13	12	1071	1	0	11	3	23	3	1	0	6	0
12	F	Aaron Schoenfeld	14	3	390	1	0	14	4	7	10	1	0	0	0
23	F	*Mason Toye	8	6	444	1	0	9	4	10	4	4	0	1	0
19	D	Romain Metanire	20	20	1787	0	4	6	2	22	24	0	0	5	1
44	M	Raheem Edwards	12	2	259	0	3	5	0	8	6	0	0	0	0
6	M	Osvaldo Alonso	10	9	751	0	0	6	1	12	8	0	0	4	0
2	D	Noah Billingsley	1	0	5	0	0	0	0	0	0	0	0	0	0
15	D	Michael Boxall	19	19	1710	0	0	8	3	21	3	1	0	4	0
11	M	Thomas Chacon	4	1	172	0	0	1	1	3	6	1	1	1	0
21	D	Bakaye Dibassy	11	10	858	0	0	7	1	8	3	0	0	1	0
94	M	Marlon Hairston	9	4	406	0	0	2	0	5	7	0	0	1	0
14	D	Brent Kallman	4	3	271	0	0	1	1	1	2	0	0	0	0
27	M	Foster Langsdorf	1	0	10	0	0	0	0	0	0	0	0	0	0
1	G	Tyler Miller	5	5	450	0	0	0	0	0	0	0	0	0	0
41	D	James Musa	6	2	154	0	0	0	0	5	0	0	0	1	0
18	G	Greg Ranjitsingh	3	3	270	0	0	0	0	0	0	0	0	0	0
97	G	Dayne St. Clair	13	13	1170	0	0	0	0	0	1	0	0	0	0
99	G	Fred Emmings	0	0	0	0	0	0	0	0	0	0	0	0	0
20	M	Sam Gleadle	0	0	0	0	0	0	0	0	0	0	0	0	0
89	M	Kevin Partida	0	0	0	0	0	0	0	0	0	0	0	0	0
30	G	Adrian Zendejas (TOT)	0	0	0	0	0	0	0	0	0	0	0	0	0
30	G	Adrian Zendejas (MIN)	0	0	0	0	0	0	0	0	0	0	0	0	0
		Own-goals received				3									
		Team totals	21	21	1890	36	36	292	100	277	270	21	98	40	2
		Opponent totals	21	21	1890	26	21	297	104	270	277	41	112	40	1

GAME-WINNING GOALS: Kevin Molino 3, Luis Amarilla 2, Aaron Schoenfeld 1, Kei Kamara 1
Chase Gasper 1

GAME-WINNING ASSISTS: Kevin Molino 2, Emanuel Reynoso 1, Romain Metanire 1, Robin Lod 1
Ethan Finlay 1, Raheem Edwards 1

PENALTY KICK GOALS/ATTEMPTS: Kevin Molino 1-1, Kei Kamara 1-1, Luis Amarilla 0-1

MINNESOTA UNITED INDIVIDUAL GOALKEEPING

UNF	POS	GOALKEEPER	GP	GS	MIN	SHTS	SV	GA	GAA	PG	PA	W	L	T	SO
97	G	Dayne St. Clair	13	13	1170	63	49	12	0.92	0	2	6	2	5	6
1	G	Tyler Miller	5	5	450	19	13	6	1.20	2	2	3	0	2	1
18	G	Greg Ranjitsingh	3	3	270	22	15	8	2.67	1	1	0	3	0	0
		Team totals	21	21	1890	104	77	26	1.24	3	5	9	5	7	7
		Opponent totals	21	21	1890	100	67	36	1.71	2	3	5	9	7	5

* = Played with other teams in 2020. Only Minnesota United statistics listed here.



MINNESOTA UNITED FC

MINNESOTA UNITED FC 2020 SCHEDULE

DAY	DATE	OPPONENT	RESULT	ATT.	W-L-T	POS.	PTS	NOTES:
Sun.	Mar. 1	at Portland	W 3-1	25,218	1-0-0	T1	3	MIN: Molino (51,78) Amarilla (76); POR: Valeri (56)
Sat.	Mar. 7	at San Jose	W 5-2	12,223	2-0-0	T1	6	MIN: Opara (12,71) Gregus (26) Amarilla (32) Lod (48+); SJ: Eriksson (19) Qazaishvili (53)
Sun.	July 12	at Sporting KC	W 2-1		3-0-0	1	9	MIN: own goal (92+) Molino (97+); KC: Shelton (43)
Fri.	July 17	at Real Salt Lake	T 0-0		3-0-1	1	10	
Wed.	July 22	at Colorado	T 2-2		3-0-2	2	11	MIN: Finlay (36,43); COL: Kamara (19) Lewis (59)
Fri.	Aug. 21	Sporting KC	L 1-2		3-1-2	2	11	MIN: own goal (32); KC: Kinda (12) own goal (55)
Sat.	Aug. 29	at FC Dallas	L 1-3		3-2-2	T2	11	MIN: Dotson (55); DAL: Picault (11) Ferreira (12) Ziegler (96+)
Wed.	Sept. 2	at Houston	L 0-3		3-3-2	T4	11	HOU: Quintero (28) Lassiter (65,69)
Sun.	Sept. 6	Real Salt Lake	W 4-0		4-3-2	T3	14	MIN: Gasper (53) Lod (62,90) Hayes (75)
Wed.	Sept. 9	FC Dallas	W 3-2		5-3-2	T1	17	MIN: Toye (11) Molino (28,70); DAL: Pepi (42) Mosquera (77)
Sun.	Sept. 13	at Sporting KC	L 0-1		5-4-2	3	17	KC: Russell (80)
Sat.	Sept. 19	at Houston	T 2-2		5-4-3	T4	18	MIN: Molino (11) Lod (46+); HOU: Quintero (58) Figueroa (69)
Wed.	Sept. 23	at Columbus	L 1-2		5-5-3	T6	18	MIN: Lod (88); CLB: Zelarayan (31) Santos (70)
Sun.	Sept. 27	Real Salt Lake	T 0-0		5-5-4	T5	19	
Sat.	Oct. 3	FC Cincinnati	W 2-0		6-5-4	4	22	MIN: Kamara (16) Molino (69)
Tue.	Oct. 6	at Nashville SC	T 0-0		6-5-5	T3	23	
Sun.	Oct. 11	at FC Dallas				5		postponed
Wed.	Oct. 14	Chicago				T6		postponed
Sun.	Oct. 18	Houston	T 2-2		6-5-6	T5	24	MIN: Finlay (11,30); HOU: Rodriguez (59) Hansen (83)
Sat.	Oct. 24	at FC Cincinnati	W 1-0		7-5-6	4	27	MIN: Schoenfeld (92+)
Wed.	Oct. 28	Colorado	W 2-1		8-5-6	5	30	MIN: Lod (44) own goal (89); COL: Shinyashiki (69)
Sun.	Nov. 1	at Sporting KC				6		postponed
Wed.	Nov. 4	Chicago	T 2-2		8-5-7	T5	31	MIN: Aja (64) Lod (80); CHI: Beric (17) Pineda (52)
Sun.	Nov. 8	FC Dallas	W 3-0		9-5-7	T4	34	MIN: Molino (17,79) Reynoso (47)



MINNESOTA UNITED FC

MINNESOTA UNITED FC – GAME-BY-GAME

#	Player	1	2	3	4	5	6	7	8	9	10	11	12	13	14	15	16	17	18	19	20	21		
		POR	SJ	KC	RSL	COL	KC	DAL	HOU	RSL	DAL	KC	HOU	CLB	RSL	CIN	NSH	HOU	CIN	COL	CHI	DAL		
		3-1	5-2	2-1	0-0	2-2	1-2	1-3	0-3	4-0	3-2	0-1	2-2	1-2	0-0	2-0	0-0	2-2	1-0	2-1	2-2	3-0		
		90G	90G	90G	90G	90G	90G	90G	90G	90G	90G	90G	90G	90G	90G	90G	90G	90G	90G	90G	90G	90G		
1	Tyler Miller																						5	
2	Noah Billingsley																							90D
3	Ike Opara																							90D
4	Jose Aja																							90D
5	Jacori Hayes																							90D
6	Oswaldo Alonso																							90D
7	Kevin Molino																							90D
8	Jan Gregus																							90D
9	Luis Amarilla																							90D
10	Emanuel Reynoso																							90D
11	Thomas Chacon																							90D
12	Aaron Schoenfeld																							90D
13	Ethan Finlay																							90D
14	Brent Kallman																							90D
15	Michael Boxall																							90D
16	Kei Kamara																							90D
17	Robin Lod																							90D
18	Greg Ranjitsingh																							90D
19	Romain Metanire																							90D
20	Sam Gleadle																							90D
21	Bakaye Dibassy																							90D
22	Mason Toye																							90D
23	Foster Langsdorf																							90D
24	Adrian Zendejas																							90D
25	Hassani Dotson																							90D
26	James Musa																							90D
27	Raheem Edwards																							90D
28	Chase Gasper																							90D
29	Kevin Partida																							90D
30	Marlon Hairston																							90D
31	Dayne St. Clair																							90D
32	Fred Emmings																							90D

Kei Kamara played 522 minutes for COL

"00" = 100 minutes played
F/M/D/G = starting position



MINNESOTA UNITED FC

MINNESOTA UNITED FC – GAME-BY-GAME LOG

Game #1	03/01/2020	MIN 3 at POR 1	W	Molino 1 (unassisted) 51; Amarilla 1 (Finlay 1) 76; Molino 2 (Finlay 2) 78
Game #2	03/07/2020	MIN 5 at SJ 2	W	Opara 1 (Gregus 1) 13; Gregus 1 (Amarilla 1) 26; Amarilla 2 (Molino 1) 32; Lod 1 (unassisted) 48+ Opara 2 (Gregus 2) 71 own goal (Shelton) 92+; Molino 3 (Edwards 1, Metanire 1) 97+
Game #3	07/12/2020	MIN 2 at KC 1	W	
Game #4	07/17/2020	MIN 0 at RSL 0	T	
Game #5	07/22/2020	MIN 2 at COL 2	T	Finlay 1 (Gregus 3) 36; Finlay 2 (Metanire 2, Gregus 4) 43
Game #6	08/21/2020	MIN 1 vs KC 2	L	own goal (Lindsey) 32
Game #7	08/29/2020	MIN 1 at DAL 3	L	Dotson 1 (Gregus 5) 55
Game #8	09/02/2020	MIN 0 at HOU 3	L	
Game #9	09/06/2020	MIN 4 vs RSL 0	W	Gasper 1 (Molino 2) 53; Lod 2 (Reynoso 1) 62; Hayes 1 (Edwards 2, Molino 3) 75; Lod 3 (Dotson 1) 90
Game #10	09/09/2020	MIN 3 vs DAL 2	W	Toye 1 (Lod 1) 11; Molino 4 (Metanire 3, Reynoso 2) 28; Molino 5 (penalty kick) 70
Game #11	09/13/2020	MIN 0 at KC 1	L	
Game #12	09/19/2020	MIN 2 at HOU 2	T	Molino 6 (Gregus 6) 11; Lod 4 (unassisted) 46+
Game #13	09/23/2020	MIN 1 at CLB 2	L	Lod 5 (Gasper 1, Edwards 3) 88
Game #14	09/27/2020	MIN 0 vs RSL 0	T	
Game #15	10/03/2020	MIN 2 vs CIN 0	W	Kamara 4 (penalty kick) 16; Molino 7 (Reynoso 3) 69
Game #16	10/06/2020	MIN 0 at NSH 0	T	
Game #17	10/18/2020	MIN 2 vs HOU 2	T	Finlay 3 (Lod 2, Kamara 2) 11; Finlay 4 (Hayes 1) 30
Game #18	10/24/2020	MIN 1 at CIN 0	W	Schoenfeld 1 (unassisted) 92+
Game #19	10/28/2020	MIN 2 vs COL 1	W	Lod 6 (Reynoso 4) 44; own goal (Abubakar) 89
Game #20	11/04/2020	MIN 2 vs CHI 2	T	Aja 1 (Reynoso 5) 64; Lod 7 (Metanire 4) 80
Game #21	11/08/2020	MIN 3 vs DAL 0	W	Molino 8 (Reynoso 6, Lod 3) 17; Reynoso 1 (Lod 4, Molino 4) 47; Molino 9 (Reynoso 7, Lod 5) 79



MINNESOTA UNITED FC

MINNESOTA UNITED FC – CUP COMPETITIONS – GAME-BY-GAME

#	Player	MLS IS BACK		KNOCKOUT	
		R16	QF	SF	
		CLB	SJ	ORL	
1	Tyler Miller	1-1	4-1	1-3	90G
2	Noah Billingsley	90G	90G	90G	90G
3	Ike Opara				
4	Jose Aja	90D	90D	90D	90D
5	Jacori Hayes	26	67M	58M	58M
6	Oswaldo Alonso	90M	90M	90M	90M
7	Kevin Molino			32	32
8	Jan Gregus	90M	90M	90M	90M
9	Luis Amarilla	77F	61F	58M	58M
11	Thomas Chacon				
12	Aaron Schoenfeld	13	29	32	32
13	Ethan Finlay	90M	90M	71M	71M
14	Brent Kallman				
15	Michael Boxall	90D	90D	90D	90D
17	Robin Lod	78M	78M	58M	58M
18	Greg Ranjitsingh				
19	Romain Metanire	72D			
23	Mason Toye			32	32
31	Hassani Dotson	64M	90D	90D	90D
41	James Musa				
44	Raheem Edwards	12	12	19	19
77	Chase Gasper	90D	90D	90D	90D
94	Marlon Hairston	18	23		
97	Dayne St. Clair				
99	Fred Emmings				

MLS IS BACK KNOCKOUT STAGE

R16 07/28/2020 MIN 1 vs CLB 1 T (5-3 pens) Lod 1 (Aja 1) 18

QF 08/01/2020 MIN 4 vs SJ 1 W Lod 2 (Aja 2, Dotson 1) 20; Hayes 1 (unassisted) 21; Amarilla 1 (Lod 1) 56; Hairston 1 (Dotson 2) 86

SF 08/06/2020 MIN 1 vs ORL 3 L Toye 1 (Molino 1) 83



MONTREAL IMPACT

2020 RECORD

	GP	W-L-T	PTS	GF	GA
Impact	23	8-13-2	26	33	43

RECORD in home games

	GP	W-L-T	PTS	GF	GA
	10	3-6-1	10	12	16

RECORD on road

	GP	W-L-T	PTS	GF	GA
	10	4-5-1	13	17	22

RECORD at the half

	W	L	T
LEADING	4	0	0
TIED	3	3	2
TRAILING	1	10	0

RECORD with the first goal

	W	L	T
SCORING	5	2	1
CONCEDING	3	11	1

TEAM COMPARISONS

	FOR	AGAINST
GOALS SCORED	1.43 (12th)	1.87 (23rd)
TOTAL SHOTS	10.74 (21st)	14.48 (22nd)
SHOTS ON GOAL	4.09 (18th)	5.83 (26th)
SHOOTING ACCURACY	38.1% (6th)	40.2% (23rd)
SCORING %AGE	13.4% (7th)	12.9% (20th)
FOULS	11.70 (19th)	9.91 (2nd)
CORNER KICKS	4.52 (20th)	5.87 (22nd)
OFFSIDE	2.04 (6th)	2.91 (25th)

GOALS SCORED IN GAME

GP	0	1	2	3	4+	TOT	AVG
23	4	9	7	2	1	33	1.43

GOALS ALLOWED IN GAME

GP	0	1	2	3	4+	TOT	AVG
23	3	7	6	4	3	43	1.87

GOALS BY INTERVALS

TOT	0-15	16-30	31-45+	46-60	61-75	76-90+
FOR	33	7	4	5	4	6
AGAINST	43	7	3	13	8	5

WHERE THE GOALS COME FROM

	FOR	AGAINST
GOALS SCORED	33	43
MINUTES PER GOAL	63	48

HOW SCORED

RIGHT FOOT	22	23
LEFT FOOT	6	14
HEADERS	5	6
OTHER	0	0


TYPE OF PLAY

OPEN PLAY	17	27
CROSS	4	4
CORNER	3	7
REBOUND	2	0
PENALTIES	4	2
DIRECT FROM FREE KICK	1	0
FREE KICK (INDIRECT)	2	2
OWN GOALS	0	1

DISTANCE

INSIDE GOAL AREA	10	8
INSIDE PENALTY AREA	17	30
OUTSIDE PENALTY AREA	6	5

PRIMARY TEAM





MONTREAL IMPACT

No.	Player	Pos	Ht	Wt	Birthdate	Birthplace	2020				CAREER			
							GP	GS	G	A	GP	GS	G	A
2	Victor Wanyama	MF	6-2	176	06/25/1991	Nairobi, Kenya	21	21	2	2	21	21	2	2
Designated Player. MLS Season: 1. Last club: Tottenham Hotspur FC (England). International: Kenya 52/7														
4	Rudy Camacho	DF	6-1	174	03/05/1991	L'Arbresle, France	14	14	1	0	49	48	2	0
MLS Season: 3. Last club: Wassland-Beveren (Belgium)														
5	Luis Binks	DF	6-2	190	09/02/2001	Gillingham, England	21	20	0	0	21	20	0	0
MLS Season: 1. Last club: Bologna FC 1909 (Italy)														
6	Samuel Piette	MF	5-7	175	11/12/1994	Repentigny, QC, Canada	22	22	1	1	92	92	1	5
MLS Season: 4. Last club: CD Izarra (Spain). International: Canada 49/0														
7	Rod Fanni	DF	6-1	179	12/06/1981	Martigues, France	12	10	0	0	41	39	1	0
MLS Season: 3. Last club: Olympique de Marseille (France). International: France 5/0														
9	Bojan Krkic	MF	5-7	150	08/28/1990	Linyola, Spain	17	14	4	2	25	21	7	2
MLS Season: 2. Last club: Stoke City (England). International: Spain 1/0														
11	Anthony Jackson-Hamel	FW	6-1	188	08/03/1993	Quebec City, QC, Canada	7	2	0	0	79	27	15	4
MLS Season: 7. International: Canada 9/3														
12	Mustafa Kizza	DF	6-1		09/03/1999	Kibuli, Uganda	1	0	0	1	1	0	0	1
MLS Season: 1. Last club: KCCA FC (Uganda). International: Uganda 12/4														
13	Mason Toye	FW	6-3	180	10/16/1998	South Orange, NJ	14	8	1	1	48	19	7	5
Generation adidas. MLS Season: 3. Last club: Minnesota United. 2018 SuperDraft: Round 1, Pick 7 (Indiana)														
14	Amar Sejdic	MF	5-10	158	11/29/1996	Berlin, Germany	14	7	2	0	15	8	2	0
MLS Season: 2. 2019 SuperDraft: Round 2, Pick 34 (Maryland)														
15	Zachary Braut-Guillard	DF	5-7	145	12/30/1998	Port-au-Prince, Haiti	21	19	0	1	34	28	0	2
MLS Season: 2. Last club: Olympique Lyonnais (France). International: Canada 4/0														
16	Joel Waterman	DF	6-2	165	01/24/1996	Aldergrove, BC, Canada	7	6	0	1	7	6	0	1
MLS Season: 1. Last club: Cavalry FC (CPL)														
17	Ballou Tabla	FW	5-9	154	03/31/1999	Abidjan, Ivory Coast	5	0	1	0	30	12	3	2
MLS Season: 3. Last club: FC Barcelona B (Spain). International: Canada 2/0														
18	Orji Okwonkwo	MF	5-8	160	01/19/1998	Benin City, Nigeria	13	5	1	2	41	29	9	4
MLS Season: 2. Last club: Bologna FC 1909 (Italy)														
19	Steven Saba	MF	5-7	165	02/24/1993	Port-au-Prince, Haiti	0	0	0	0	0	0	0	0
MLS Season: 1. Last club: Violette AC (Haiti). International: Haiti 12/1														
21	Lassi Lappalainen	MF	6-0	175	08/24/1998	Espoo, Finland	13	7	4	1	24	15	9	2
MLS Season: 2. Last club: Bologna FC 1909 (Italy). International: Finland 7/0														
22	Jukka Raitala	DF	5-11	171	09/15/1988	Helsinki, Finland	15	15	0	0	97	83	1	4
MLS Season: 4. Last club: Los Angeles FC (MLS). International: Finland 51/0														
23	Clement Diop	GK	6-1	168	10/12/1993	Paris, France	20	20	0	0	39	39	0	0
MLS Season: 5. Last club: LA Galaxy (MLS). International: Senegal 1/0														
24	Karifa Yao	DF	6-2	178	09/28/2000	Montreal, QC, Canada	2	1	0	0	2	1	0	0
Homegrown Player. MLS Season: 1. Last club: Montreal Impact U19														
25	Emanuel Maciel	MF	5-11		03/28/1997	Jose C. Paz, Argentina	11	10	0	3	11	10	0	3
MLS Season: 1. Last club: San Lorenzo (Argentina)														
26	Jorge Corrales	DF	5-9	150	05/20/1991	Pinar del Rio, Cuba	14	12	0	1	50	41	0	2
MLS Season: 4. Last club: Chicago Fire. International: Cuba 34/1														
27	Clement Bayiha	MF	5-8	155	03/08/1999	Yaounde, Cameroon	4	1	0	0	15	5	0	1
Homegrown Player. MLS Season: 2. Last club: Ottawa Fury FC (USL)														
28	Shamit Shome	MF	5-10	163	09/05/1997	Edmonton, AB, Canada	12	4	0	0	45	24	1	1
MLS Season: 4. Last club: FC Edmonton (NASL). 2017 SuperDraft: Round 2, Pick 41. International: Canada 2/0														
29	Mathieu Choiniere	MF	5-9	150	02/07/1999	Saint-Alexandre, QC, Canada	0	0	0	0	22	6	0	1
Homegrown Player. MLS Season: 3. Last club: Montreal Impact U19														
30	Romell Quioto	MF	5-11	170	08/09/1991	Balfate, Honduras	19	17	8	6	91	64	23	23
MLS Season: 4. Last club: Houston Dynamo. International: Honduras 47/8														
33	Keesean Ferdinand	DF	6-0	159	08/17/2003	Montreal, QC, Canada	0	0	0	0	0	0	0	0
MLS Season: 1. Last club: Montreal Impact U19														
34	Tomas Giraldo	MF	6-0	163	03/08/2003	Medellin, Colombia	0	0	0	0	0	0	0	0
Homegrown Player. MLS Season: 1. Last club: Montreal Impact U19														
37	Maximiliano Urruti	FW	6-0	165	02/22/1991	Rosario, Argentina	15	10	5	2	208	155	53	33
MLS Season: 8. Last club: FC Dallas														
40	Jonathan Sirois	GK	6-0	163	06/27/2001	LaSalle, QC, Canada	0	0	0	0	0	0	0	0
Homegrown Player. MLS Season: 1. Last club: Montreal Impact U19														
41	James Pantemis	GK	6-3	173	02/21/1997	Montreal, QC, Canada	3	3	0	0	3	3	0	0
Homegrown Player. MLS Season: 1. Last club: FC Montreal (USL)														

HEAD COACH : Thierry Henry

08/17/1977

W8 L13 T2



MONTREAL IMPACT

MONTREAL IMPACT PLAYOFF HISTORY

vs. Team	No. of Series		GP	W-L-T	OT	ShO	GF	GA	Last Mtg.	Round	Series Result
	Series	W-L									
Columbus	1	0-1	2	1-1-0	0-1-0	0-0	3	4	2015	Quarterfinals	Lost Series Tie-Breaker
D.C. United	1	1-0	1	1-0-0	0-0-0	0-0	4	2	2016	Wild Card	Won 1 games to 0
Houston	1	0-1	1	0-1-0	0-0-0	0-0	0	3	2013	Wild Card	Lost 1 games to 0
N.Y. Red Bulls	1	1-0	2	2-0-0	0-0-0	0-0	3	1	2016	Quarterfinals	Won 2 games to 0
Toronto FC	2	1-1	3	2-1-0	0-1-0	0-0	8	7	2016	Semifinals	Lost Series Tie-Breaker
TOTALS	6	3-3	9	6-3-0	0-2-0	0-0	18	17			

MONTREAL IMPACT – ALL-TIME POSTSEASON RESULTS

DATE	OPPONENT	RESULT	ATT.	W-L-T	RD.	GOALS:
10/31/2013	at Houston	L 0-3	10,476	0-1-0	WC	HOU: Bruin (16,72) Garcia (27)
10/29/2015	Toronto FC	W 3-0	18,069	1-0-0	WC	MTL: Bernier (18) Piatti (33) Drogba (39)
11/01/2015	Columbus	W 2-1	17,655	2-0-0	QTR	MTL: Bernier (37) Venegas (77); CLB: Higuain (33)
11/08/2015	at Columbus	L 1-3 (OT)	19,026	2-1-0	QTR	MTL: Duka (40); CLB: Kamara (4,111) Finlay (77)
10/27/2016 (94+)	at D.C. United	W 4-2	12,773	1-0-0	WC	MTL: Ciman (4) Mancosu (43,58) Piatti (83); DC: Neagle (89) Kemp
10/30/2016	Red Bulls	W 1-0	15,027	2-0-0	QTR	MTL: Mancosu (61)
11/06/2016	at Red Bulls	W 2-1	24,314	3-0-0	QTR	MTL: Piatti (51,85); NYR: B. Wright-Philli (77)
11/22/2016	Toronto FC	W 3-2	61,004	4-0-0	SEM	MTL: Oduro (10) Mancosu (12) Oyongo (53); TOR: Altidore (68) Bradley (73)
11/30/2016	at Toronto FC	L 2-5 (OT)	36,000	4-1-0	SEM	MTL: Oduro (24) Piatti (53); TOR: Cooper (37) Altidore (45) Hagglund (68) Cheyrou (98) Ricketts (100)



MONTREAL IMPACT

ALL-TIME MONTREAL IMPACT POSTSEASON STATISTICS (6-3-0, 18 PTS.)

PLAYER	GP	GS	MIN	G	A
Ignacio Piatti	8	8	774	5	3
Matteo Mancosu	5	5	404	4	2
Patrice Bernier	8	8	639	2	3
Dominic Oduro	7	6	531	2	3
Laurent Ciman	8	8	780	1	1
Didier Drogba	6	3	376	1	1
Ambroise Oyongo	8	8	745	1	1
Johan Venegas	7	0	160	1	1
Dilly Duka	3	2	178	1	0
Marco Donadel	8	8	768	0	3
Victor Cabrera	8	8	780	0	1
Kyle Bekker	1	0	13	0	0
Hernan Bernardello	6	6	472	0	0
Jeb Brovsky	1	1	90	0	0
Evan Bush	8	8	780	0	0
Hassoun Camara	7	6	616	0	0
Marco Di Vaio	1	1	89	0	0
Matteo Ferrari	1	1	90	0	0
Wandrille Lefevre	1	0	6	0	0
Calum Mallace	6	1	227	0	0
Justin Mapp	1	1	90	0	0
Felipe Martins	1	0	28	0	0
Daniele Paponi	1	0	28	0	0
Troy Perkins	1	1	90	0	0
Andrea Pisanu	1	1	55	0	0
Nigel Reo-Coker	3	2	184	0	0
Nelson Rivas	1	1	70	0	0
Andres Romero	1	0	34	0	0
Harry Shipp	2	0	18	0	0
Donny Toia	4	3	309	0	0
Collen Warner	1	1	62	0	0
Andrew Wenger	1	1	62	0	0
Team totals	9	9	870	18	19
Opponent totals	9	9	870	17	17

IMPACT INDIVIDUAL GOALKEEPING						
GOALKEEPER	GP	GS	SV	GA	GAA	SO
Evan Bush	8	8	22	14	1.62	2
Troy Perkins	1	1	5	3	3.00	0
Team totals	9	9	27	17	1.76	2
Opponent totals	9	9	32	18	1.86	1



MONTREAL IMPACT

CAREER POSTSEASON STATISTICS FOR CURRENT MONTREAL IMPACT PLAYERS

UNF	POS	PLAYER	GP	GS	MIN	G	A	SHT	SOG	PKG	PKA	SKG	SKA	FC	FS	OFF	CK	C	E
30	F	Romell Quioto	4	1	140	0	0	8	3	0	0	0	0	2	2	2	1	1	0
22	D	Jukka Raitala	2	1	137	0	0	0	0	0	0	0	0	1	0	0	0	0	0
13	F	Mason Toye	1	0	23	0	0	1	0	0	0	0	0	1	0	1	0	0	0
37	F	Maximiliano Urruti	10	3	384	2	0	14	7	0	0	1	1	8	10	6	3	1	0



MONTREAL IMPACT

MONTREAL IMPACT INDIVIDUAL HIGH GAMES (2020)

Goals			
2	Maximiliano Urruti	03/07/2020	at DAL T 2-2
2	Saphir Taider	07/16/2020	vs. TOR L 3-4
Assists			
2	Saphir Taider	09/13/2020	at VAN W 4-2
2	Romell Quioto	10/14/2020	vs. NE L 2-3
Shots			
7	Bojan Krkic	11/01/2020	vs. ORL L 0-1
7	Romell Quioto	11/08/2020	at DC W 3-2
Shots on Goal			
3	Lassi Lappalainen	10/03/2020	vs. CHI T 2-2
3	Romell Quioto	10/14/2020	vs. NE L 2-3
3	Maximiliano Urruti	10/17/2020	vs. MCF W 2-1
3	Romell Quioto	10/24/2020	at NYC L 1-3
Fouls Committed			
6	Luis Binks	10/07/2020	at CLB W 2-1
Fouls Suffered			
4	6 times		
Offside			
3	5 times		
Saves			
8	Clement Diop	09/09/2020	vs. TOR L 1-2
8	James Pantemis	10/24/2020	at NYC L 1-3
Shots Faced			
11	Clement Diop	09/20/2020	vs. PHI L 1-4
11	James Pantemis	10/24/2020	at NYC L 1-3
Goals Allowed			
4	Clement Diop	07/16/2020	vs. TOR L 3-4
4	Clement Diop	09/20/2020	vs. PHI L 1-4
4	Clement Diop	09/27/2020	at NYR L 1-4

TEAM HIGH GAMES (2020)

Goals			
4	09/13/2020	at VAN	W 4-2
Assists			
5	09/13/2020	at VAN	W 4-2
Shots			
20	11/08/2020	at DC	W 3-2
Shots on Goal			
8	10/03/2020	vs. CHI	T 2-2
8	10/17/2020	vs. MCF	W 2-1
Fouls Committed			
21	09/01/2020	at TOR	W 1-0
Fouls Suffered			
20	02/29/2020	vs. NE	W 2-1
Corner Kicks			
12	11/08/2020	at DC	W 3-2
Offside			
6	10/24/2020	at NYC	L 1-3
Saves			
8	09/09/2020	vs. TOR	L 1-2
8	10/24/2020	at NYC	L 1-3
Shots Faced			
11	09/20/2020	vs. PHI	L 1-4
11	10/24/2020	at NYC	L 1-3
Goals Allowed			
4	07/16/2020	vs. TOR	L 3-4
4	09/20/2020	vs. PHI	L 1-4
4	09/27/2020	at NYR	L 1-4

TEAM LOW GAMES (2020)

Shots			
3	08/28/2020	vs. TOR	L 0-1
Shots on Goal			
1	08/28/2020	vs. TOR	L 0-1
Fouls Committed			
7	10/03/2020	vs. CHI	T 2-2
7	10/17/2020	vs. MCF	W 2-1
7	11/08/2020	at DC	W 3-2
Fouls Suffered			
3	09/01/2020	at TOR	W 1-0
Corner Kicks			
0	10/07/2020	at CLB	W 2-1
0	10/17/2020	vs. MCF	W 2-1
Offside			
0	03/07/2020	at DAL	T 2-2
0	08/25/2020	vs. VAN	W 2-0
0	10/14/2020	vs. NE	L 2-3
0	11/08/2020	at DC	W 3-2
Saves			
1	08/28/2020	vs. TOR	L 0-1
1	09/27/2020	at NYR	L 1-4
1	10/03/2020	vs. CHI	T 2-2
Shots Faced			
2	08/25/2020	vs. VAN	W 2-0
2	08/28/2020	vs. TOR	L 0-1

MONTREAL IMPACT INDIVIDUAL POSTSEASON HIGH GAMES (2013-16)

Goals			
2	Matteo Mancosu	10/27/2016	at DC W 4-2
2	Ignacio Piatti	11/06/2016	at NYR W 2-1
Assists			
2	Dominic Oduro	11/06/2016	at NYR W 2-1
2	Patrice Bernier	11/22/2016	vs. TOR W 3-2
Shots			
8	Ignacio Piatti	10/29/2015	vs. TOR W 3-0
Shots on Goal			
4	Didier Drogba	11/08/2015	at CLB L 1-3
Fouls Committed			
5	Hassoun Camara	10/27/2016	at DC W 4-2
Fouls Suffered			
6	Didier Drogba	11/01/2015	vs. CLB W 2-1
Offside			
4	Marco Di Vaio	10/31/2013	at HOU L 0-3
Saves			
6	Evan Bush	11/08/2015	at CLB L 1-3
Shots Faced			
9	Evan Bush	11/08/2015	at CLB L 1-3
Goals Allowed			
5	Evan Bush	11/30/2016	at TOR L 2-5

TEAM POSTSEASON HIGH GAMES (2013-16)

Goals			
4	10/27/2016	at DC	W 4-2
Assists			
4	10/27/2016	at DC	W 4-2
4	11/22/2016	vs. TOR	W 3-2
Shots			
23	11/08/2015	at CLB	L 1-3
Shots on Goal			
11	11/08/2015	at CLB	L 1-3
Fouls Committed			
22	11/06/2016	at NYR	W 2-1
Fouls Suffered			
17	11/30/2016	at TOR	L 2-5
Corner Kicks			
8	11/08/2015	at CLB	L 1-3
Offside			
4	10/31/2013	at HOU	L 0-3
Saves			
6	11/08/2015	at CLB	L 1-3
Shots Faced			
9	11/08/2015	at CLB	L 1-3
9	11/30/2016	at TOR	L 2-5
Goals Allowed			
5	11/30/2016	at TOR	L 2-5

TEAM POSTSEASON LOW GAMES (2013-16)

Shots			
7	11/06/2016	at NYR	W 2-1
Shots on Goal			
2	10/30/2016	vs. NYR	W 1-0
Fouls Committed			
8	11/01/2015	vs. CLB	W 2-1
Fouls Suffered			
8	10/27/2016	at DC	W 4-2
Corner Kicks			
2	11/22/2016	vs. TOR	W 3-2
Offside			
1	10/29/2015	vs. TOR	W 3-0
1	11/08/2015	at CLB	L 1-3
1	11/06/2016	at NYR	W 2-1
1	11/22/2016	vs. TOR	W 3-2
1	11/30/2016	at TOR	L 2-5
Saves			
0	10/27/2016	at DC	W 4-2
Shots Faced			
2	10/29/2015	vs. TOR	W 3-0



2020 MONTREAL IMPACT STATISTICS (8-13-2, 26 pts.)

UNF	POS	PLAYER	GP	GS	MIN	G	A	SHT	SOG	FC	FS	OFF	CK	C	E
30	M	Romell Quioto	19	17	1483	8	6	50	20	13	23	16	38	2	1
37	F	Maximiliano Urruti	15	10	895	5	2	22	11	9	10	7	35	1	0
8	F	Saphir Taider	11	11	955	4	6	19	5	11	16	1	9	1	0
9	M	Bojan Krkic	17	14	1159	4	2	25	12	6	20	5	3	0	0
21	M	Lassi Lappalainen	13	7	680	4	1	13	11	5	4	4	0	0	0
2	M	Victor Wanyama	21	21	1890	2	2	22	8	36	25	1	0	3	0
14	M	Amar Sejdic	14	7	684	2	0	12	5	10	4	0	17	1	0
18	M	Orji Okwonkwo	13	5	488	1	2	10	7	14	9	8	0	0	0
6	M	Samuel Piette	22	22	1943	1	1	19	6	35	24	0	0	3	1
13	F	Mason Toye (TOT)	14	8	596	1	1	10	4	10	5	4	0	1	0
13	F	Mason Toye (MTL)	6	2	152	0	1	1	0	0	1	0	0	0	0
4	D	Rudy Camacho	14	14	1189	1	0	7	1	25	4	0	0	2	1
17	F	Ballou Tabla	5	0	100	1	0	6	2	0	3	0	0	0	0
25	M	Emanuel Maciel	11	10	780	0	3	1	0	6	3	0	2	2	1
15	D	Zachary Brault-Guillard	21	19	1789	0	1	10	0	16	8	1	0	2	0
26	D	Jorge Corrales	14	12	1069	0	1	3	0	13	16	2	0	3	0
		D Mustafa Kizza	1	0	19	0	1	0	0	0	0	0	0	0	0
16	D	Joel Waterman	7	6	549	0	1	2	0	4	3	0	0	1	0
27	M	Clement Bayiha	4	1	66	0	0	0	0	2	0	0	0	0	0
5	D	Luis Binks	21	20	1762	0	0	10	1	30	18	1	0	8	1
23	G	Clement Diop	20	20	1800	0	0	0	0	0	4	0	0	0	0
7	D	Rod Fanni	12	10	946	0	0	1	0	5	5	0	0	0	0
11	F	Anthony Jackson-Hamel	7	2	195	0	0	8	2	2	3	1	0	2	0
41	G	James Pantemis	3	3	270	0	0	0	0	0	1	0	0	0	0
22	D	Jukka Raitala	15	15	1350	0	0	4	3	20	6	0	0	2	0
28	M	Shamit Shome	12	4	282	0	0	0	0	3	2	0	0	0	0
24	D	Karifa Yao	2	1	127	0	0	2	0	4	0	0	0	0	0
29	M	Mathieu Choiniere	0	0	0	0	0	0	0	0	0	0	0	0	0
33	D	Keesean Ferdinand	0	0	0	0	0	0	0	0	0	0	0	0	0
34	M	Tomas Giraldo	0	0	0	0	0	0	0	0	0	0	0	0	0
19	M	Steven Saba	0	0	0	0	0	0	0	0	0	0	0	0	0
40	G	Jonathan Sirois	0	0	0	0	0	0	0	0	0	0	0	0	0
		Team totals	23	23	2070	33	30	247	94	269	228	47	104	33	5
		Opponent totals	23	23	2070	43	47	333	134	228	269	67	135	27	2

GAME-WINNING GOALS: Maximiliano Urruti 2, Romell Quioto 2, Saphir Taider 1, Samuel Piette 1
 Bojan Krkic 1, Rudy Camacho 1
 GAME-WINNING ASSISTS: Saphir Taider 4, Romell Quioto 2, Bojan Krkic 2, Mason Toye 1, Orji Okwonkwo 1
 Lassi Lappalainen 1, Mustafa Kizza 1
 PENALTY KICK GOALS/ATTEMPTS: Saphir Taider 3-3, Bojan Krkic 1-1

MONTREAL IMPACT INDIVIDUAL GOALKEEPING

UNF	POS	GOALKEEPER	GP	GS	MIN	SHTS	SV	GA	GAA	PG	PA	W	L	T	SO
23	G	Clement Diop	20	20	1800	110	73	36	1.80	2	3	7	11	2	3
41	G	James Pantemis	3	3	270	24	17	7	2.33	0	0	1	2	0	0
		Team totals	23	23	2070	134	90	43	1.87	2	3	8	13	2	3
		Opponent totals	23	23	2070	94	60	33	1.43	4	4	13	8	2	4

* = Played with other teams in 2020. Only Montreal Impact statistics listed here.



MONTREAL IMPACT

MONTREAL IMPACT 2020 SCHEDULE

DAY	DATE	OPPONENT	RESULT	ATT.	W-L-T	POS.	PTS	NOTES:
Sat.	Feb. 29	New England	W 2-1	21,006	1-0-0	T1	3	MTL: Quioto (37) Urruti (80); NE: Bunbury (13)
Sat.	Mar. 7	at FC Dallas	T 2-2	15,865	1-0-1	T2	4	MTL: Urruti (59,68); DAL: Ondrasek (83) Pepi (96+)
Thu.	July 9	New England	L 0-1		1-1-1	T2	4	NE: Bou (56)
Thu.	July 16	Toronto FC	L 3-4		1-2-1	T7	4	MTL: Quioto (14) Taider (37,95+); TOR: Laryea (8) Akinola (25,37,83)
Tue.	July 21	D.C. United	W 1-0		2-2-1	T5	7	MTL: Taider (31)
Tue.	Aug. 25	Vancouver	W 2-0		3-2-1	T4	10	MTL: Quioto (18) Lappalainen (40)
Fri.	Aug. 28	Toronto FC	L 0-1		3-3-1	T5	10	TOR: Pozuelo (50)
Tue.	Sept. 1	at Toronto FC	W 1-0		4-3-1	5	13	MTL: Camacho (14)
Wed.	Sept. 9	Toronto FC	L 1-2		4-4-1	T6	13	MTL: Wanyama (53); TOR: Piatti (32) Altidore (89)
Sun.	Sept. 13	at Vancouver	W 4-2		5-4-1	T5	16	MTL: Okwonkwo (15) Taider (46+) Piette (51) Quioto (60); VAN: Bair (7) own goal (66)
Wed.	Sept. 16	at Vancouver	L 1-3		5-5-1	T5	16	MTL: Quioto (70); VAN: Montero (41,78) Dajome (44)
Sun.	Sept. 20	Philadelphia	L 1-4		5-6-1	6	16	MTL: Quioto (5); PHI: Bedoya (22) Przybylko (47,48+) Fontana (65)
Wed.	Sept. 23	at New England	L 1-3		5-7-1	8	16	MTL: Lappalainen (86); NE: Kessler (47+) Bou (49) Fagundez (65)
Sun.	Sept. 27	at New York Red B	L 1-4		5-8-1	T8	16	MTL: Krkic (4); NYR: Barlow (14,35) Royer (56) Kaku (57)
Sat.	Oct. 3	Chicago	T 2-2		5-8-2	T8	17	MTL: Lappalainen (22) Urruti (67); CHI: Beric (15) Calvo (73)
Wed.	Oct. 7	at Columbus	W 2-1		6-8-2	T7	20	MTL: Lappalainen (24) Krkic (74); CLB: Zardes (45)
Sun.	Oct. 11	at Philadelphia	L 1-2		6-9-2	8	20	MTL: Sejdic (65); PHI: Monteiro (39) Santos (49)
Wed.	Oct. 14	New England	L 2-3		6-10-2	9	20	MTL: Sejdic (27) Tabla (92+); NE: Manneh (13) Bunbury (20) Buksa (52)
Sat.	Oct. 17	Inter Miami CF	W 2-1		7-10-2	8	23	MTL: Krkic (6) Urruti (80); MCF: Shea (33)
Sat.	Oct. 24	at New York City	L 1-3		7-11-2	9	23	MTL: Quioto (89); NYC: Medina (68) Morales (83) Rocha (86)
Tue.	Oct. 27	Nashville SC	L 0-1		7-12-2	9	23	NSH: Leal (33)
Sun.	Nov. 1	Orlando City SC	L 0-1		7-13-2	9	23	ORL: Dike (39)
Sun.	Nov. 8	at D.C. United	W 3-2		8-13-2	9	26	MTL: Krkic (13) Wanyama (74) Quioto (88); DC: Pines (9) Kamara (33)



MONTREAL IMPACT

MONTREAL IMPACT – GAME-BY-GAME

#	Player	1	2	3	4	5	6	7	8	9	10	11	12	13	14	15	16	17	18	19	20	21	22	23
		NE	DAL	NE	TOR	DC	VAN	TOR	TOR	TOR	VAN	VAN	PHI	NE	NYR	CHI	CLB	PHI	NE	MCF	NYC	NSH	ORL	DC
		2-1	2-2	0-1	3-4	1-0	2-0	0-1	1-0	1-2	4-2	1-3	1-4	1-3	1-4	2-2	2-1	1-2	2-3	2-1	1-3	0-1	0-1	3-2
1	Evan Bush				90M	90D	90M	90M	90M	90M	90M	90M	90M	90M	90M	90M	90M	90M	90M	90M	90M	90M	90M	90M
2	Victor Wanyama				90D	90M	90D	90D	90D	90D	90D	37D				90D	90D	90D	90D	90D	90D	90D	90D	90D
4	Rudy Camacho				90D	90D	45D	90D	90D	90D	90D	90D	90D	90D	90D	89D	90D	90D	90D	90D	90D	90D	90D	90D
5	Luis Binks				90M	90M	84D	90M	90M	90M	89M	78M	90M	90M	90M	90M	90M	90M	90M	90M	90M	90M	89M	74M
6	Samuel Piette				90D	90D	45	90D	90D	47						90D	90D	90D	90D	44D				
7	Rod Fanni				90M	90M	90M	55M	90M	90M	90M	90M	90M	90M	90M	90M	90M	90M	90M	90M	90M	90M	90M	90M
8	Saphir Taider				77F	57M	22	90M	15	12	60M	79F	90F	90F	85F	56F	85M	72F	90M	90F	89F	36	71M	
9	Bojan Krkic				58F	17	1	11	1															
11	Anthony Jackson-Hamel																							
12	Mustafa Kizza																							
13	Mason Toye																							
14	Amar Sejdic																							
15	Zachary Braut-Guillard				1	3																		
16	Joel Waterman				89M	90M	45	45	86D	90M	90D	90D	90D	90D	90D	90D	90D	84D	90D	90D	90D	90D	90M	90M
17	Ballou Tabla				90D	90D																		
18	Orji Okwonkwo				15																			
19	Steven Saba				32	45M	12	21	24	19	11	10	89M	79M	75M	26F								
21	Lassi Lappalainen				13																			
22	Jukka Raitala				6																			
23	Clement Diop				90G	90G	90G	90G	90G	90G	90G	90G	90G	90G	90G	90G	90G	90G	90G	90G	90G	90G	90G	90G
24	Karifa Yao																							
25	Emanuel Maciel																							
26	Jorge Corrales				90M	90M																		
27	Clement Bayiha																							
28	Shamit Shome				3	4																		
29	Mathieu Choiniere				90M	86M	33	78F	89F	79F	90F	79F	90F	86F	90F	15F								
30	Romell Quioto																							
33	Keesean Ferdinand																							
34	Tomas Girardo																							
37	Maximiliano Urruti				87M	87M	75F	68F	69M	35	71M													
40	Jason Beaulieu																							
40	Jonathan Sirois																							
41	James Pantemis																							

Played for other teams:
Mason Toye played 444 minutes for MIN

"00" = 100 minutes played
F/M/D/G = starting position



MONTREAL IMPACT

MONTREAL IMPACT – GAME-BY-GAME LOG

Game #1	02/29/2020	MTL 2 vs NE 1	W	Quioto 1 (Waterman 1, Urruti 1) 37; Urruti 1 (Taider 1) 80
Game #2	03/07/2020	MTL 2 at DAL 2	T	Urruti 2 (Okwonkwo 1) 59; Urruti 3 (unassisted) 68
Game #3	07/09/2020	MTL 0 vs NE 1	L	
Game #4	07/16/2020	MTL 3 vs TOR 4	L	Quioto 2 (Maciel 1) 14; Taider 1 (penalty kick) 37; Taider 2 (penalty kick) 95+
Game #5	07/21/2020	MTL 1 vs DC 0	W	Taider 3 (Krkic 1) 31
Game #6	08/25/2020	MTL 2 vs VAN 0	W	Quioto 3 (Taider 2, Lappalainen 1) 18; Lappalainen 1 (Maciel 2) 40
Game #7	08/28/2020	MTL 0 vs TOR 1	L	
Game #8	09/01/2020	MTL 1 at TOR 0	W	Camacho 1 (Quioto 1, Taider 3) 14
Game #9	09/09/2020	MTL 1 vs TOR 2	L	Wanyama 1 (unassisted) 53
Game #10	09/13/2020	MTL 4 at VAN 2	W	Okwonkwo 1 (Taider 4) 15; Taider 4 (penalty kick) 46+; Piette 1 (Taider 5, Okwonkwo 2) 51; Quioto 4 (Piette 1, Brault-Guillard 1) 60
Game #11	09/16/2020	MTL 1 at VAN 3	L	Quioto 5 (Taider 6, Wanyama 1) 70
Game #12	09/20/2020	MTL 1 vs PHI 4	L	Quioto 6 (free kick) 5
Game #13	09/23/2020	MTL 1 at NE 3	L	Lappalainen 2 (Maciel 3) 86
Game #14	09/27/2020	MTL 1 at NYR 4	L	Krkic 1 (Wanyama 2) 4
Game #15	10/03/2020	MTL 2 vs CHI 2	T	Lappalainen 3 (unassisted) 22; Urruti 4 (unassisted) 67
Game #16	10/07/2020	MTL 2 at CLB 1	W	Lappalainen 4 (unassisted) 24; Krkic 2 (penalty kick) 74
Game #17	10/11/2020	MTL 1 at PHI 2	L	Sejdic 1 (Quioto 2) 65
Game #18	10/14/2020	MTL 2 vs NE 3	L	Sejdic 2 (Quioto 3) 27; Tabla 1 (Quioto 4) 92+
Game #19	10/17/2020	MTL 2 vs MCF 1	W	Krkic 3 (unassisted) 6; Urruti 5 (Krkic 2, Quioto 5) 80
Game #20	10/24/2020	MTL 1 at NYC 3	L	Quioto 7 (Corrales 1, Urruti 2) 89
Game #21	10/27/2020	MTL 0 vs NSH 1	L	
Game #22	11/01/2020	MTL 0 vs ORL 1	L	
Game #23	11/08/2020	MTL 3 at DC 2	W	Krkic 4 (unassisted) 13; Wanyama 2 (Quioto 6) 74; Quioto 8 (Toye 1, Kizza 1) 88



MONTRÉAL IMPACT

MONTRÉAL IMPACT – CUP COMPETITIONS – GAME-BY-GAME

#	Player	CONCACAF CHAMPIONS LEAGUE				MLS IS BACK KNOCKOUT	
		R161 SAPR 2-2	R162 SAPR 0-0	QF OLIM 1-2	R16 ORL 0-1	R16	ORL
1	Evan Bush						
2	Victor Wanyama			90M		90M	
4	Rudy Camacho	17D					
5	Luis Binks		90D	90D		90D	
6	Samuel Piette	90M	90M	90M		87M	
7	Rod Fanni	90D	90D	90D		72D	
8	Saphir Taider		23	90M		90M	
9	Bojan Krkic	90F	78F			64F	
11	Anthony Jackson-Hamel		12	32		26	
14	Amar Sejdic	90M	67M				
15	Zachary Brault-Guillard	90M	90M	45M		90D	
16	Joel Waterman	73	45	90D			
17	Ballou Tabla	19		18			
18	Orji Okwonkwo	28F		45		45M	
19	Steven Saba						
21	Lassi Lappalainen					18	
22	Jukka Raitala	90D	90D			45	
23	Clement Diop	90G	90G	90G		90G	
24	Karifa Yao						
25	Emanuel Maciel						
26	Jorge Corrales	90M	90M	90M		90D	
27	Clement Bayiha						
28	Shamit Shome		90F				
29	Mathieu Choiniere						
30	Rommel Quioto	71F	90F	72F		90M	
37	Maximiliano Urruti	62		58F		3	
40	Jason Beaulieu						
41	James Pantemis						
CONCACAF CHAMPIONS LEAGUE							
R161	02/19/2020	MTL 2 at SAPRSA	2	T	Okwonkwo (unassisted)	12; Quioto (Krkic)	22
R162	02/26/2020	MTL 0 vs SAPRSA	0	T			
QF1	03/10/2020	MTL 1 vs OLIMPA	2	L	Taider (Wanyama)	47	
MLS IS BACK KNOCKOUT STAGE							
R16	07/25/2020	MTL 0 vs ORL	1	L			



NASHVILLE SC

2020 RECORD

GP	W-L-T	PTS	GF	GA
Nashville SC 23	8-7-8	32	24	22

RECORD at NISSAN STADIUM

GP	W-L-T	PTS	GF	GA
11	4-2-5	17	14	9

RECORD on road

GP	W-L-T	PTS	GF	GA
12	4-5-3	15	10	13

RECORD at the half

	W	L	T
LEADING	4	1	0
TIED	4	2	7
TRAILING	0	4	1

RECORD with the first goal

	W	L	T
SCORING	7	2	3
CONCEDING	1	5	1

TEAM COMPARISONS

	FOR	AGAINST
GOALS SCORED	1.04 (24th)	0.96 (3rd)
TOTAL SHOTS	11.87 (16th)	11.48 (10th)
SHOTS ON GOAL	4.22 (17th)	4.00 (9th)
SHOOTING ACCURACY	35.5% (17th)	34.8% (10th)
SCORING %AGE	8.8% (23rd)	8.3% (5th)
FOULS	13.57 (5th)	12.35 (12th)
CORNER KICKS	4.48 (22nd)	4.39 (6th)
OFFSIDE	1.09 (25th)	1.00 (2nd)

GOALS SCORED IN GAME

GP	0	1	2	3	4+	TOT	AVG
23	8	11	0	3	1	24	1.04

GOALS ALLOWED IN GAME

GP	0	1	2	3	4+	TOT	AVG
23	9	7	6	1	0	22	0.96

GOALS BY INTERVALS

TOT	0-15	16-30	31-45+	46-60	61-75	76-90+
FOR	24	4	7	2	4	3
AGAINST	22	3	4	3	3	4

WHERE THE GOALS COME FROM

	FOR	AGAINST
GOALS SCORED	24	22
MINUTES PER GOAL	86	94

HOW SCORED

RIGHT FOOT	13	13
LEFT FOOT	2	6
HEADERS	9	3
OTHER	0	0

TYPE OF PLAY

OPEN PLAY	9	16
CROSS	3	1
CORNER	5	2
REBOUND	0	1
PENALTIES	0	0
DIRECT FROM FREE KICK	1	1
FREE KICK (INDIRECT)	6	1
OWN GOALS	0	0

DISTANCE

INSIDE GOAL AREA	3	5
INSIDE PENALTY AREA	16	13
OUTSIDE PENALTY AREA	5	4

PRIMARY TEAM





NASHVILLE SC

No.	Player	Pos	Ht	Wt	Birthdate	Birthplace	2020				CAREER			
							GP	GS	G	A	GP	GS	G	A
1	Joe Willis	GK	6-5	189	08/10/1988	St. Louis, MO	23	23	0	0	136	133	0	1
MLS Season: 10. Last club: Houston Dynamo. 2011 SuperDraft: Round 3, Pick 50 (Denver)														
2	Daniel Lovitz	DF	5-10	170	08/27/1991	Wyndmoor, PA	21	21	1	2	146	110	2	13
MLS Season: 7. Last club: Montreal Impact. 2014 SuperDraft: Round 2, Pick 24 (American Univ.). International: USA 13/0														
3	Jalli Anibaba	DF	6-0	185	10/19/1988	Fontana, CA	12	6	0	0	231	207	6	14
MLS Season: 10. Last club: New England Revolution. 2011 SuperDraft: Round 1, Pick 9 (North Carolina)														
4	David Romney	DF	6-2	190	06/12/1993	Irvine, CA	23	23	1	2	107	92	4	8
MLS Season: 6. Last club: LA Galaxy. College: San Francisco														
5	Miguel Nazarit	DF	6-1	172	05/20/1997	Cali, Colombia	0	0	0	0	0	0	0	0
MLS Season: 1. Last club: Once Caldas (Colombia)														
6	Dax McCarty	MF	5-9	150	04/30/1987	Winter Park, FL	21	19	1	4	382	350	21	62
MLS Season: 15. Last club: Chicago Fire. 2006 SuperDraft: Round 1, Pick 6 (North Carolina). International: USA 13/0														
7	Abu Danladi	FW	5-10	170	10/18/1995	Takoradi, Ghana	17	7	2	1	84	31	13	7
MLS Season: 4. Last club: Minnesota United. 2017 SuperDraft: Round 1, Pick 1 (UCLA)														
8	Randall Leal	FW	5-7	163	01/14/1997	San Jose, Costa Rica	21	19	3	4	21	19	3	4
Designated Player. MLS Season: 1. Last club: Deportivo Saprissa (Costa Rica). International: Costa Rica 16/0														
9	Dominique Badji	FW	6-0	170	10/16/1992	Dakar, Senegal	12	10	1	1	141	113	33	17
MLS Season: 6. Last club: FC Dallas. 2015 SuperDraft: Round 4, Pick 67 (Boston U.)														
10	Hany Mukhtar	MF	5-8	159	03/21/1995	Berlin, Germany	15	13	4	4	15	13	4	4
Designated Player. MLS Season: 1. Last club: Brondby IF (Sweden)														
11	David Accam	FW	5-8	156	09/28/1990	Accra, Ghana	7	2	1	0	131	93	41	18
MLS Season: 6. Last club: Columbus Crew SC. International: Ghana 9/1														
12	Alistair Johnston	DF	5-11	170	10/08/1998	Vancouver, BC, Canada	18	15	0	1	18	15	0	1
MLS Season: 1. 2020 SuperDraft: Round 1, Pick 11 (Wake Forest)														
14	Daniel Rios	FW	6-1	185	02/22/1995	Miguel Hidalgo, Mexico	18	8	4	0	18	8	4	0
MLS Season: 1. Last club: CD Guadalajara (Mexico)														
15	Eric Miller	DF	6-1	175	01/15/1993	Woodbury, MN	6	5	0	0	121	104	0	3
MLS Season: 7. Last club: New York City FC. 2014 SuperDraft: Round 1, Pick 5 (Creighton)														
16	Ken Tribbett	DF	6-2	170	08/25/1991	Centennial, CO	0	0	0	0	23	19	2	1
MLS Season: 3. Last club: Philadelphia Union. College: Drexel														
18	Jack Maher	DF	6-3	175	10/28/1999	Caseyville, IL	3	2	0	0	3	2	0	0
Generation adidas. MLS Season: 1. 2020 SuperDraft: Round 1, Pick 2 (Indiana)														
19	Alan Winn	FW	5-10	165	02/18/1996	Dallas, TX	7	1	0	0	7	1	0	0
MLS Season: 1. 2018 SuperDraft: Round 2, Pick 25 (North Carolina)														
20	Anibal Godoy	MF	6-0	165	02/10/1990	Panama City, Panama	20	18	1	0	121	117	6	7
MLS Season: 6. Last club: San Jose Earthquakes. International: Panama 99/1														
21	Derrick Jones	MF	6-4	178	03/03/1997	Bantama, Ghana	18	9	0	2	44	20	0	2
Homegrown Player. MLS Season: 5. Last club: Philadelphia Union														
22	Matt LaGrassa	MF	6-0	174	01/27/1993	Sacramento, CA	8	4	0	0	8	4	0	0
MLS Season: 1.														
23	Taylor Washington	DF	5-10	170	08/16/1993	Somers, NY	14	2	0	1	14	2	0	1
MLS Season: 1. 2016 SuperDraft: Round 2, Pick 23. College: George Mason														
24	Tanner Dieterich	MF	6-0	170	05/04/1998	Nashville, TN	0	0	0	0	0	0	0	0
MLS Season: 1. 2020 SuperDraft: Round 2, Pick 28 (Clemson)														
25	Walker Zimmerman	DF	6-3	196	05/19/1993	Lawrenceville, GA	22	22	3	1	162	144	15	4
MLS Season: 8. Last club: Los Angeles FC. 2013 SuperDraft: Round 1, Pick 7 (Furman). International: USA 12/2														
26	Luke Haakenson	MF	5-10	175	09/10/1997	Maple Grove, MN	0	0	0	0	0	0	0	0
MLS Season: 1. 2020 SuperDraft: Round 4, Pick 80 (Creighton)														
27	Tah Brian Anunga	MF	5-11	179	08/10/1996	Yaounde, Cameroon	14	8	0	0	14	8	0	0
MLS Season: 1. Last club: Charleston Battery. College: Charleston (WV)														
28	CJ Cochran	GK	6-4	214	09/17/1991	Alpharetta, GA	0	0	0	0	0	0	0	0
MLS Season: 1. Last club: Oklahoma City Energy FC (USL)														
29	Alex Muyil	MF	5-11	175	09/30/1995	New York, NY	20	15	0	2	131	84	11	20
MLS Season: 5. Last club: New York Red Bulls. College: Georgetown														
30	Elliot Panizzo	GK	6-5	205	11/18/1996	Paducah, KY	0	0	0	0	0	0	0	0
MLS Season: 1. 2020 SuperDraft: Round 1, Pick 13 (Charlotte)														
31	Brady Scott	GK	6-2	172	06/30/1999		0	0	0	0	0	0	0	0
MLS Season: 1. Last club: FC Koln (Germany)														
55	Brayan Beckeles	DF	6-1	176	11/28/1985	La Ceiba, Honduras	2	1	0	0	2	1	0	0
MLS Season: 1. Last club: CD Olimpia (Honduras). International: Honduras 66/1														
70	Handwalla Bwana	MF	5-9	145	06/25/1999	Mombasa, Kenya	7	2	1	1	34	14	4	3
Homegrown Player. MLS Season: 3. Last club: Seattle Sounders FC. College: Washington														
99	Jhonder Cadiz	FW	6-3	185	07/29/1995	Caracas, Venezuela	7	0	2	0	7	0	2	0
Designated Player. MLS Season: 1. Last club: SL Benfica (Portugal). International: Venezuela 3/0														

HEAD COACH : Gary Smith

12/03/1968

W47 L38 T43



NASHVILLE SC

NASHVILLE SC PLAYOFF HISTORY

FIRST APPEARANCE



NASHVILLE SC

CAREER POSTSEASON STATISTICS FOR CURRENT NASHVILLE SC PLAYERS

UNF	POS	PLAYER	GP	GS	MIN	G	A	SHT	SOG	PKG	PKA	SKG	SKA	FC	FS	OFF	CK	C	E
11	F-M	David Accam	1	1	90	0	0	0	0	0	0	0	0	2	3	0	0	0	0
3	D	Jalil Anibaba	6	4	363	0	1	1	0	0	0	0	0	7	2	0	0	0	1
9	M-F	Dominique Badji	5	4	367	0	0	10	5	0	0	0	0	10	7	3	0	1	0
70	M	Handwalla Bwana	1	0	36	0	0	1	0	0	0	1	1	3	0	0	0	0	0
7	F	Abu Danladi	1	0	13	0	0	1	1	0	0	0	0	0	0	0	0	0	0
20	M	Anibal Godoy	1	1	90	0	0	2	2	0	0	0	0	3	3	0	0	1	0
21	M	Derrick Jones	1	0	8	0	0	0	0	0	0	0	0	1	0	0	0	1	0
6	M	Dax McCarty	23	22	1994	2	1	29	11	0	0	0	0	26	43	0	1	3	0
15	D	Eric Miller	4	4	390	0	0	0	0	0	0	0	0	2	3	0	0	0	0
29	F	Alex Muyl	8	6	562	1	1	5	1	0	0	0	0	10	6	2	0	0	0
4	D	David Romney	2	2	180	0	0	1	1	0	0	0	0	1	0	0	0	0	0
16	D	Ken Tribbett	1	1	90	0	0	0	0	0	0	0	0	2	0	0	0	1	0
25	D	Walker Zimmerman	9	6	567	1	0	5	1	0	0	1	1	8	3	0	0	1	0

UNF	POS	GOALKEEPER	GP	GS	MIN	SHTS	SV	GA	GAA	PKG	PKA	SKG	SKA	W	L	T	SO
1	GK	Joe Willis	5	4	378	1	13	9	2.14	0	2	0	0	2	3	0	0



NASHVILLE SC

NASHVILLE SC INDIVIDUAL HIGH GAMES (2020)

Goals
2 Hany Mukhtar 10/14/2020 at HOU W 3-1

Assists
3 Dax McCarty 09/12/2020 vs. ATL W 4-2

Shots
7 Randall Leal 08/16/2020 at DAL T 0-0

Shots on Goal
3 Randall Leal 08/16/2020 at DAL T 0-0
3 Hany Mukhtar 10/14/2020 at HOU W 3-1

Fouls Committed
5 Anibal Godoy 10/20/2020 vs. DAL W 3-0
5 Tah Brian Anunga 11/04/2020 vs. DAL L 0-1

Fouls Suffered
6 Anibal Godoy 09/19/2020 at CLB L 0-2

Offside
3 Dominique Badji 02/29/2020 vs. ATL L 1-2

Saves
7 Joe Willis 09/26/2020 vs. HOU T 1-1

Shots Faced
8 Joe Willis 08/26/2020 at ORL L 1-3
8 Joe Willis 09/26/2020 vs. HOU T 1-1

Goals Allowed
3 Joe Willis 08/26/2020 at ORL L 1-3

TEAM HIGH GAMES (2020)

Goals
4 09/12/2020 vs. ATL W 4-2

Assists
6 09/12/2020 vs. ATL W 4-2

Shots
21 08/16/2020 at DAL T 0-0

Shots on Goal
7 08/16/2020 at DAL T 0-0
7 10/14/2020 at HOU W 3-1

Fouls Committed
21 08/30/2020 vs. MCF W 1-0

Fouls Suffered
18 10/06/2020 vs. MIN T 0-0

Corner Kicks
9 03/08/2020 at POR L 0-1

Offside
4 09/06/2020 at MCF T 0-0

Saves
7 09/26/2020 vs. HOU T 1-1

Shots Faced
8 08/26/2020 at ORL L 1-3
8 09/26/2020 vs. HOU T 1-1

Goals Allowed
3 08/26/2020 at ORL L 1-3

TEAM LOW GAMES (2020)

Shots
4 10/03/2020 at NE T 0-0

Shots on Goal
1 10/03/2020 at NE T 0-0
1 10/31/2020 vs. CHI T 1-1

Fouls Committed
6 09/26/2020 vs. HOU T 1-1

Fouls Suffered
6 09/02/2020 vs. ORL T 1-1
6 09/23/2020 vs. DC W 1-0

Corner Kicks
1 09/19/2020 at CLB L 0-2

Offside
0 8 times

Saves
0 02/29/2020 vs. ATL L 1-2
0 09/19/2020 at CLB L 0-2

Shots Faced
1 08/16/2020 at DAL T 0-0
1 09/23/2020 vs. DC W 1-0



2020 NASHVILLE SC STATISTICS (8-7-8, 32 pts.)

UNF	POS	PLAYER	GP	GS	MIN	G	A	SHT	SOG	FC	FS	OFF	CK	C	E
10	M	Hany Mukhtar	15	13	1092	4	4	32	13	13	28	3	27	0	0
14	F	Daniel Rios	18	8	697	4	0	25	8	9	7	2	0	0	0
8	F	Randall Leal	21	19	1615	3	4	41	18	31	36	3	19	2	0
25	D	Walker Zimmerman	22	22	1955	3	1	19	9	18	4	0	0	1	0
7	F	Abu Danladi	17	7	575	2	1	17	4	10	8	1	0	1	0
99	F	Jhonder Cadiz	7	0	219	2	0	15	6	7	7	4	0	0	0
6	M	Dax McCarty	21	19	1678	1	4	11	4	25	21	0	0	5	0
2	D	Daniel Lovitz	21	21	1890	1	2	8	1	27	13	0	51	6	0
4	D	David Romney	23	23	2070	1	2	12	3	9	3	0	0	1	0
9	F	Dominique Badji	12	10	750	1	1	18	5	16	9	7	0	1	0
70	M	Handwalla Bwana (TOT)	7	2	217	1	1	5	3	4	1	0	0	0	0
70	M	Handwalla Bwana (NSH)	2	0	41	0	0	0	0	0	0	0	0	0	0
11	F	David Accam	7	2	206	1	0	6	3	7	4	0	0	0	0
20	M	Anibal Godoy	20	18	1494	1	0	23	8	32	51	0	0	4	0
21	M	Derrick Jones	18	9	912	0	2	9	3	14	21	0	0	2	0
29	M	Alex Muyl (TOT)	20	15	1152	0	2	17	5	30	21	2	0	1	0
29	M	Alex Muyl (NSH)	18	15	1097	0	2	16	4	27	18	2	0	1	0
12	D	Alistair Johnston	18	15	1366	0	1	4	3	23	8	0	5	2	1
23	D	Taylor Washington	14	2	389	0	1	1	0	5	3	3	0	1	0
3	D	Jalil Anibaba	12	6	582	0	0	5	2	4	1	0	0	2	0
27	M	Tah Brian Anunga	14	8	779	0	0	3	0	19	4	0	0	1	0
55	D	Brayan Beckeles	2	1	72	0	0	0	0	2	0	0	0	2	0
22	M	Matt LaGrassa	8	4	376	0	0	2	1	7	4	0	0	0	0
18	D	Jack Maher	3	2	127	0	0	0	0	0	1	0	0	0	0
94	D	*Jimmy Medranda	1	0	8	0	0	1	1	0	0	0	0	0	0
15	D	Eric Miller	6	5	435	0	0	1	0	2	3	0	0	0	0
1	G	Joe Willis	23	23	2070	0	0	0	0	1	2	0	0	1	0
19	F	Alan Winn	7	1	239	0	0	4	1	4	7	0	1	0	0
28	G	CJ Cochran	0	0	0	0	0	0	0	0	0	0	0	0	0
24	M	Tanner Dieterich	0	0	0	0	0	0	0	0	0	0	0	0	0
26	M	Luke Haakenson	0	0	0	0	0	0	0	0	0	0	0	0	0
5	D	Miguel Nazarit	0	0	0	0	0	0	0	0	0	0	0	0	0
30	G	Elliot Panicco	0	0	0	0	0	0	0	0	0	0	0	0	0
31	G	Brady Scott	0	0	0	0	0	0	0	0	0	0	0	0	0
16	D	Ken Tribbett	0	0	0	0	0	0	0	0	0	0	0	0	0
		Team totals	23	23	2070	24	25	273	97	312	284	25	103	33	1
		Opponent totals	23	23	2070	22	24	264	92	284	312	23	101	33	1

GAME-WINNING GOALS: Randall Leal 2, Daniel Rios 1, Dax McCarty 1, Anibal Godoy 1, Abu Danladi 1
 Jhonder Cadiz 1, David Accam 1

GAME-WINNING ASSISTS: Taylor Washington 1, David Romney 1, Alex Muyl 1, Hany Mukhtar 1, Dax McCarty 1
 Daniel Lovitz 1, Derrick Jones 1, Alistair Johnston 1

PENALTY KICK GOALS/ATTEMPTS: Hany Mukhtar 0-1

NASHVILLE SC INDIVIDUAL GOALKEEPING

UNF	POS	GOALKEEPER	GP	GS	MIN	SHTS	SV	GA	GAA	PG	PA	W	L	T	SO
1	G	Joe Willis	23	23	2070	92	69	22	0.96	0	0	8	7	8	9
		Team totals	23	23	2070	92	69	22	0.96	0	0	8	7	8	9
		Opponent totals	23	23	2070	97	70	24	1.04	0	1	7	8	8	8

* = Played with other teams in 2020. Only Nashville SC statistics listed here.



NASHVILLE SC

NASHVILLE SC 2020 SCHEDULE

DAY	DATE	OPPONENT	RESULT	ATT.	W-L-T	POS.	PTS	NOTES:
Sat.	Feb. 29	Atlanta	L 1-2	59,069	0-1-0	T8	0	NSH: Zimmerman (28); ATL: Barco (9) Hyndman (37)
Sun.	Mar. 8	at Portland	L 0-1	25,518	0-2-0	13	0	POR: Valeri (12)
Wed.	Aug. 12	at FC Dallas	W 1-0		1-2-0	11	3	NSH: Accam (86)
Sun.	Aug. 16	at FC Dallas	T 0-0		1-2-1	T11	4	
Sat.	Aug. 22	at Atlanta	L 0-2		1-3-1	T11	4	ATL: P. Martinez (40,87)
Wed.	Aug. 26	at Orlando City S	L 1-3		1-4-1	13	4	NSH: Romney (15); ORL: Mueller (21) Dike (52,72)
Sun.	Aug. 30	Inter Miami CF	W 1-0		2-4-1	T11	7	NSH: Godoy (53)
Wed.	Sept. 2	Orlando City SC	T 1-1		2-4-2	T12	8	NSH: Leal (47); ORL: Michel (17)
Sun.	Sept. 6	at Inter Miami CF	T 0-0		2-4-3	T11	9	
Sat.	Sept. 12	Atlanta	W 4-2		3-4-3	9	12	NSH: Badji (0:56) Mukhtar (29) McCarty (36) Danladi (57); ATL: Larentowicz (19) Bello (61)
Sat.	Sept. 19	at Columbus	L 0-2		3-5-3	T9	12	CLB: Santos (50) Zardes (93+)
Wed.	Sept. 23	D.C. United	W 1-0		4-5-3	9	15	NSH: Rios (70)
Sat.	Sept. 26	Houston	T 1-1		4-5-4	T8	16	NSH: Rios (49); HOU: Figueroa (89)
Sat.	Oct. 3	at New England	T 0-0		4-5-5	T8	17	
Tue.	Oct. 6	Minnesota	T 0-0		4-5-6	8	18	
Sun.	Oct. 11	at Sporting KC	L 1-2		4-6-6	T10	18	NSH: Zimmerman (14); KC: Fernandes (53) Hurtado (79)
Wed.	Oct. 14	at Houston	W 3-1		5-6-6	8	21	NSH: Mukhtar (15,23) Danladi (19); HOU: Quintero (75)
Tue.	Oct. 20	FC Dallas	W 3-0		6-6-6	8	24	NSH: Leal (19) Cadiz (73) Rios (88)
Fri.	Oct. 23	New England	T 1-1		6-6-7	T7	25	NSH: Zimmerman (74); NE: Buksa (77)
Tue.	Oct. 27	at Montreal	W 1-0		7-6-7	7	28	NSH: Leal (33)
Sat.	Oct. 31	Chicago	T 1-1		7-6-8	T6	29	NSH: Rios (28); CHI: Sekulic (42)
Wed.	Nov. 4	FC Dallas	L 0-1		7-7-8	T7	29	DAL: Hollingshead (19)
Sun.	Nov. 8	at Orlando City S	W 3-2		8-7-8	T6	32	NSH: Lovitz (20) Mukhtar (88) Cadiz (93+); ORL: Dike (4) Nani (61)



NASHVILLE SC

NASHVILLE SC -- GAME-BY-GAME

#	Player	1	2	3	4	5	6	7	8	9	10	11	12	13	14	15	16	17	18	19	20	21	22	23	
	ATL POR DAL DAL ATL MCF ORL MCF ATL CLB DC HOU NE MIN KC HOU DAL NE MTL CHI DAL ORL	1-2	0-1	1-0	0-0	0-2	1-3	1-0	1-1	0-0	4-2	0-2	1-0	1-1	0-0	0-0	1-2	3-1	3-0	1-1	1-0	1-1	0-1	3-2	
1	Joe Willis	90G	90G	90G	90G	90G	90G	90G	90G	90G	90G	90G	90G	90G	90G	90G	90G	90G	90G	90G	90G	90G	90G	90G	
2	Daniel Lovitz	90D	90D	90D	90D	90D	90D	90D	90D	90D	90D	90D	90D	90D	90D	90D	90D	90D	90D	90D	90D	90D	90D	90D	
3	Jalil Anibaba	90D	90D	90D	90D	85D	45D	6				7	67D	14	25	90D	90D	90D	90D	90D	90D	90D	90D	90D	90D
4	David Romney	90D	90D	90D	90D	90D	90D	90D	90D	90D	90D	90D	90D	90D	90D	90D	90D	90D	90D	90D	90D	90D	90D	90D	90D
5	Miguel Nazariti	90M	90M	90M	90M	90M	90M	29	90M	90M	86M	90M	62M	90M	90M	90M	90M	90M	75M	31	90M	90M	90M	45M	
6	Dax McCarty	11	21	23	17	10	65F	45M	19	29	62M			16	60F	45F	62F	45F	14	31					
7	Abu Danladi	87M	90M	81M	66M	90M	90M	74M	71M	61M			28	76M	89M	90M	90M	45	90M	83F	86M	89M	70F	69M	
8	Randall Leal	79F	71F	15	73F	80F	25	84F	64F	73F	75F	90F	21M												
9	Dominique Badji	90M	90M	81M	74F	80F	64M	45	89M	89M	75M	90M			90M	76M								14	
10	Hany Mukhtar	65M	61M	9	16	23	13	19																	
11	David Accam	23	66M	67M	45	90D	90D	90D	90D	90D	90D	90D	90D	31	90D	90D	54D								
12	Alistair Johnston	3	19	67F	10	65F	29	26	17	15	27	90F	59F						15	45	61F	59F	45F	45F	
13	Adrian Zendejas	90D	90D															30	90M	45M					
14	Daniel Rios																								
15	Eric Miller																								
16	Ken Tribbett																								
17	Jack Maher																								
18	Alan Winn	25																							
19	Anibal Godoy	90M	90M	90M	90M	90M	77M	61M	90M	90M	90M	78M	90M	31											
20	Derrick Jones	75M	24		26				1	15	12	90M	45												
21	Matt LaGrassa	9																							
22	Taylor Washington		24	5	16				28	28	12	90D	14												
23	Tanner Dieterich																								
24	Walker Zimmerman																								
25	Luke Haakenson	90D	90D	90D	90D	90D	90D	90D	90D	90D	90D	90D	90D	90D	90D	90D	90D	90D	90D	90D	90D	90D	90D	90D	90D
26	CJ Cochran	27	Tah	Brian	Anunga	90M	1	4																	
27	Alex Mui																								
28	Elliot Panizzo																								
29	Brady Scott																								
30	Brayan Beckeles																								
31	Handwalla Bwana																								
55	Jimmy Medranda																								
70	Jhonder Cadiz																								
94																									
99																									

Played for other teams:
Handwalla Bwana played 176 minutes for SEA

"00" = 100 minutes played
F/M/D/G = starting position



NASHVILLE SC

NASHVILLE SC -- GAME-BY-GAME LOG

Game #1	02/29/2020	NSH 1 vs ATL 2	L	Zimmerman 1 (unassisted) 28
Game #2	03/08/2020	NSH 0 at POR 1	L	Accam 1 (McCarty 1) 86
Game #3	08/12/2020	NSH 1 at DAL 0	W	Romney 1 (Mukhtar 1) 15
Game #4	08/16/2020	NSH 0 at DAL 0	T	Godoy 1 (unassisted) 53
Game #5	08/22/2020	NSH 0 at ATL 2	L	Leal 1 (Mukhtar 2) 47
Game #6	08/26/2020	NSH 1 at ORL 3	L	Badji 1 (McCarty 2, Mukhtar 3) 0:59; Mukhtar 1 (Badji 1, McCarty 3) 28; McCarty 1 (Lovitz 1) 36;
Game #7	08/30/2020	NSH 1 vs MCF 0	W	Danladi 1 (McCarty 4) 57
Game #8	09/02/2020	NSH 1 vs ORL 1	T	Rios 1 (Romney 1, Johnston 1) 70
Game #9	09/06/2020	NSH 0 at MCF 0	T	Rios 2 (Jones 1) 49
Game #10	09/12/2020	NSH 4 vs ATL 2	W	Zimmerman 2 (Leal 1) 15
Game #11	09/19/2020	NSH 0 at CLB 2	L	Mukhtar 2 (Danladi 1) 15; Danladi 2 (Washington 1) 19; Mukhtar 3 (free kick) 23
Game #12	09/23/2020	NSH 1 vs DC 0	W	Leal 2 (Jones 2) 19; Cadiz 1 (Lovitz 2) 73; Rios 3 (Leal 2) 88
Game #13	09/26/2020	NSH 1 vs HOU 1	T	Zimmerman 3 (Leal 3) 74
Game #14	10/03/2020	NSH 0 at NE 0	T	Leal 3 (Muyl 1) 33
Game #15	10/06/2020	NSH 0 vs MIN 0	T	Rios 4 (Leal 4, Zimmerman 1) 28
Game #16	10/11/2020	NSH 1 at KC 2	L	Lovitz 1 (unassisted) 20; Mukhtar 4 (Muyl 2, Romney 2) 88; Cadiz 2 (Mukhtar 4) 93+
Game #17	10/14/2020	NSH 3 at HOU 1	W	
Game #18	10/20/2020	NSH 3 vs DAL 0	W	
Game #19	10/23/2020	NSH 1 vs NE 1	T	
Game #20	10/27/2020	NSH 1 at MTL 0	W	
Game #21	10/31/2020	NSH 1 vs CHI 1	T	
Game #22	11/04/2020	NSH 0 vs DAL 1	L	
Game #23	11/08/2020	NSH 3 at ORL 2	W	



NEW ENGLAND REVOLUTION

2020 RECORD

	GP	W-L-T	PTS	GF	GA
Revolution 23	23	8-7-8	32	26	25

RECORD at GILLETTE STADIUM

	GP	W-L-T	PTS	GF	GA
	10	2-3-5	11	10	11

RECORD on road

	GP	W-L-T	PTS	GF	GA
	10	5-4-1	16	14	13

RECORD at the half

	W	L	T
LEADING	4	0	1
TIED	3	4	7
TRAILING	1	3	0

RECORD with the first goal

	W	L	T
SCORING	7	1	2
CONCEDING	1	6	2

TEAM COMPARISONS

	FOR	AGAINST
GOALS SCORED	1.13 (21st)	1.09 (5th)
TOTAL SHOTS	14.78 (4th)	10.70 (6th)
SHOTS ON GOAL	4.65 (13th)	4.17 (12th)
SHOOTING ACCURACY	31.5% (23rd)	39.0% (20th)
SCORING %AGE	7.6% (25th)	10.2% (8th)
FOULS	11.78 (18th)	12.87 (16th)
CORNER KICKS	6.78 (1st)	4.87 (13th)
OFFSIDE	1.91 (10th)	2.13 (21st)

GOALS SCORED IN GAME

GP	0	1	2	3	4+	TOT	AVG
23	8	8	4	2	1	26	1.13

GOALS ALLOWED IN GAME

GP	0	1	2	3	4+	TOT	AVG
23	6	10	6	1	0	25	1.09

GOALS BY INTERVALS

	TOT	0-15	16-30	31-45+	46-60	61-75	76-90+
FOR	26	4	4	3	6	2	7
AGAINST	25	0	5	4	1	9	6

WHERE THE GOALS COME FROM

	FOR	AGAINST
GOALS SCORED	26	25
MINUTES PER GOAL	80	83

HOW SCORED

RIGHT FOOT	16	17
LEFT FOOT	8	3
HEADERS	2	5
OTHER	0	0

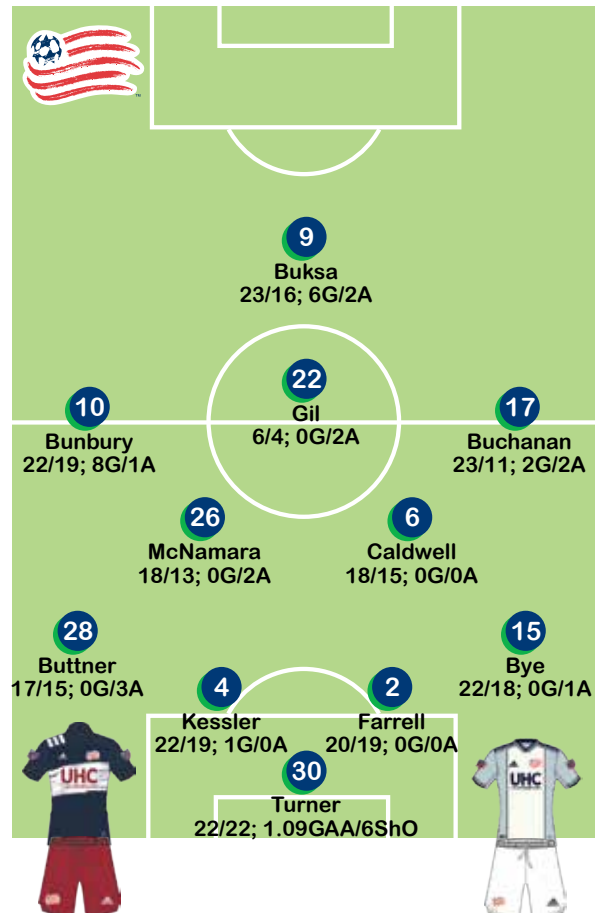
TYPE OF PLAY

OPEN PLAY	18	8
CROSS	0	5
CORNER	4	8
REBOUND	2	0
PENALTIES	1	1
DIRECT FROM FREE KICK	0	0
FREE KICK (INDIRECT)	0	1
OWN GOALS	1	2

DISTANCE

INSIDE GOAL AREA	2	8
INSIDE PENALTY AREA	20	15
OUTSIDE PENALTY AREA	4	2

PRIMARY TEAM





NEW ENGLAND REVOLUTION

No.	Player	Pos	Ht	Wt	Birthdate	Birthplace	2020				CAREER			
							GP	GS	G	A	GP	GS	G	A
2	Andrew Farrell	DF	5-11	200	04/02/1992	Louisville, KY	20	19	0	0	239	236	2	8
MLS Season: 8. 2013 SuperDraft: Round 1, Pick 1 (Louisville)														
4	Henry Kessler	DF	6-4	185	06/25/1998	New York, NY	22	19	1	0	22	19	1	0
Generation adidas. MLS Season: 1. 2020 SuperDraft: Round 1, Pick 6 (Virginia)														
5	Isaac Angking	MF	5-10	160	01/24/2000	Providence, RI	0	0	0	0	3	0	0	0
Homegrown Player. MLS Season: 3.														
6	Scott Caldwell	MF	5-8	150	03/15/1991	Braintree, MA	18	15	0	0	216	173	5	18
Homegrown Player. MLS Season: 8. College: Akron														
7	Gustavo Bou	FW	5-10	160	02/18/1990	Concordia, Argentina	18	14	5	3	32	27	14	5
Designated Player. MLS Season: 2. Last club: Club Tijuana (Mexico)														
8	Matt Polster	DF	6-0	170	06/08/1993	Milwaukee, WI	15	8	0	2	97	81	3	12
MLS Season: 5. Last club: Rangers FC (Scotland). College: Southern Illinois-Edwardsville. International: USA 1/0														
9	Adam Buksa	FW	6-3	170	07/12/1996	Krakov, Poland	23	16	6	2	23	16	6	2
Designated Player. MLS Season: 1. Last club: Pogon Szczecin (Poland)														
10	Teal Bunbury	FW	6-2	185	02/27/1990	Hamilton, ON, Canada	22	19	8	1	291	202	61	28
MLS Season: 11. Last club: Sporting Kansas City. 2010 SuperDraft: Round 1, Pick 4 (Akron). International: USA 4/1														
11	Kelyn Rowe	MF	5-8	187	12/02/1991	Federal Way, WA	16	10	0	0	240	179	29	42
MLS Season: 9. Last club: Real Salt Lake. 2012 SuperDraft: Round 1, Pick 3 (UCLA). International: USA 4/1														
12	Justin Rennicks	FW	5-11	165	03/20/1999	Beverly, MA	4	0	0	0	6	1	0	0
Homegrown Player. MLS Season: 2. College: Indiana														
13	Michael Mancienne	DF	6-1	190	01/08/1988	Feltham, England	5	4	0	0	31	27	1	0
MLS Season: 3. Last club: Nottingham Forest (ENG)														
14	Diego Fagundez	MF	5-8	150	02/14/1995	Montevideo, Uruguay	19	9	1	0	261	186	53	45
Homegrown Player. MLS Season: 10.														
15	Brandon Bye	DF	6-0	175	11/29/1995	Kalamazoo, MI	22	18	0	1	76	64	3	5
MLS Season: 3. 2018 SuperDraft: Round 1, Pick 8 (Western Michigan)														
16	Seth Sinovic	DF	5-10	170	01/28/1987	Kansas City, MO	1	0	0	0	231	218	1	12
MLS Season: 11. Last club: Sporting Kansas City. 2010 SuperDraft: Round 2, Pick 25 (Creighton)														
17	Tajon Buchanan	FW	6-0	152	02/08/1999	Brampton, ON, Canada	23	11	2	2	33	15	2	4
Generation adidas. MLS Season: 2. 2019 SuperDraft: Round 1, Pick 9 (Syracuse)														
18	Brad Knighton	GK	6-2	200	02/06/1985	Hickory, NC	1	1	0	0	75	72	0	2
MLS Season: 11. Last club: Vancouver Whitecaps FC. College: North Carolina-Wilmington														
19	Antonio Delamea	DF	6-0	175	06/10/1991	Celje, Yugoslavia	5	4	0	0	69	67	3	2
MLS Season: 4. Last club: Olimpija Ljubljana (Slovenia). International: Slovenia 3/0														
22	Carles Gil	FW	5-7	145	11/22/1992	Valencia, Spain	6	4	0	2	40	38	10	16
Designated Player. MLS Season: 2. Last club: Deportivo de La Coruna (ESP)														
24	DeJuan Jones	DF	5-9	165	06/24/1997	Lansing, MI	18	13	0	0	38	27	1	1
MLS Season: 2. 2019 SuperDraft: Round 1, Pick 11 (Michigan State)														
25	Jeff Caldwell	GK	6-3	187	02/20/1996	Todd, NC	0	0	0	0	0	0	0	0
MLS Season: 3. Last club: New York City FC. 2018 SuperDraft: Round 1, Pick 19 (Virginia)														
26	Tommy McNamara	MF	5-9	170	02/06/1991	West Nyack, NY	18	13	0	2	143	100	16	19
MLS Season: 7. Last club: Houston Dynamo. 2014 SuperDraft: Round 2, Pick 20 (Clemson)														
27	Luis Caicedo	MF	5-7	155	05/18/1996	Apartado, Colombia	0	0	0	0	61	56	1	4
MLS Season: 3. Last club: Cortulua (Colombia)														
28	Alexander Buttner	DF	5-9	165	02/11/1989	Doetinchem, Netherlands	17	15	0	3	17	15	0	3
MLS Season: 1. Last club: Vitesse Arnhem (Netherlands)														
29	Nicolas Firmino	MF	5-11	155	01/30/2001	Mantena, Brazil	0	0	0	0	0	0	0	0
Homegrown Player. MLS Season: 2.														
30	Matt Turner	GK	6-3	195	06/24/1994	Park Ridge, NJ	22	22	0	0	69	69	0	0
MLS Season: 3. College: Fairfield														
31	Kekuta Manneh	FW	5-9	140	12/30/1994	Bakau, Gambia	8	3	1	1	155	89	31	19
MLS Season: 8. Last club: FC Cincinnati.														
35	Collin Verfurth	DF	6-3	185	03/08/1996	Reston, VA	0	0	0	0	0	0	0	0
MLS Season: 1. Last club: New England Revolution II (USL). College: Virginia Tech														
42	Lee Nguyen	MF	5-8	150	10/07/1986	McKinney, TX	17	8	1	1	256	224	55	59
MLS Season: 9. Last club: Inter Miami CF. College: Indiana. International: USA 9/0														
70	Cristian Penilla	FW	5-9	165	05/02/1991	Esmeraldas, Ecuador	17	10	0	4	80	61	18	19
MLS Season: 3. Last club: Pachuca (MEX). International: Ecuador 2/1														
72	Damian Rivera	MF	5-10	160	12/08/2002	Cranston, RI	0	0	0	0	0	0	0	0
Homegrown Player. MLS Season: 1.														

HEAD COACH : Bruce Arena

09/21/1951

W218L131 T105



NEW ENGLAND REVOLUTION

NEW ENGLAND REVOLUTION PLAYOFF HISTORY

vs. Team	No. of Series	W-L	GP	W-L-T	OT	ShO	GF	GA	Mtg.	Round	Series Result
Atlanta	1	0-1	1	0-1-0	0-0-0	0-0	0	1	2019	Wild Card	Lost 1 games to 0
Chicago	8	4-4	15	7-7-1	1-1-0	0-0	14	20	2009	Quarterfinals	Lost Series Tie-Breaker
Columbus	3	3-0	7	4-0-3	0-0-2	0-0	12	6	2014	Quarterfinals	Won 2 games to 0
D.C. United	4	1-3	5	1-4-0	0-1-0	0-2	7	10	2015	Wild Card	Lost 1 games to 0
Houston	2	0-2	2	0-2-0	0-1-0	0-1	2	3	2007	MLS Cup '07	Lost MLS Cup '07
Kansas City	1	0-1	2	1-1-0	0-1-0	0-0	3	4	2013	Quarterfinals	Lost Series Tie-Breaker
Los Angeles	3	0-3	3	0-3-0	0-3-0	0-0	1	4	2014	MLS Cup '14	Lost MLS Cup '14
New York	4	4-0	8	4-1-3	0-0-0	0-0	11	6	2014	Semifinals	Won 1 games to 0
TOTALS	26	12-14	43	17-17-9	1-5-4	0-1	50	54			

NEW ENGLAND REVOLUTION -- ALL-TIME POSTSEASON RESULTS

DATE	OPPONENT	RESULT	ATT.	W-L-T	RD.	GOALS:
10/05/1997	at D.C. United	L 1-4	12,540	0-1-0	QTR	NE: Burns (89); DC: Wegerle (13,56) Moreno (65,76)
10/08/1997	D.C. United	L 1-2	16,233	0-2-0	QTR	NE: Moore (72); DC: Williams (53)
09/15/2000	at Chicago	L 1-2	10,476	0-1-0	QTR	NE: Harris (50); CHI: own goal (54) Kovalenko (73)
09/19/2000	Chicago	W 2-1	10,723	1-1-0	QTR	NE: Wynalda (18) Wright (86); CHI: Kovalenko (83)
09/22/2000	at Chicago	L 0-6	5,972	1-2-0	QTR	CHI: Razov (5,65) Stoitchkov (14,17) Nowak (47) George (75)
09/26/2002	Chicago	W 2-0	6,306	1-0-0	QTR	NE: Twellman (13); Hernandez (60)
09/29/2002	at Chicago	L 1-2	9,434	1-1-0	QTR	NE: Kamler (28); CHI: Razov (43,76)
10/02/2002	Chicago	W 2-0	6,954	2-1-0	QTR	NE: Kamler (12); Twellman (65)
10/06/2002	Columbus	T 0-0 (OT)	11,387	2-1-1	SEM	
10/09/2002	at Columbus	W 1-0	10,245	3-1-1	SEM	NE: Heaps (3)
10/12/2002	Columbus	T 2-2 (OT)	9,216	3-1-2	SEM	NE: Ralston (17); Harris (47) CLB: McBride (80) Washington (85)
10/20/2002	at Los Angeles	L 0-1 (OT)	61,316	3-2-2	FIN	LA: Ruiz (113)
11/01/2003	at MetroStars	W 2-0	10,211	1-0-0	QTR	NE: Fabbro (17) Noonan (65)
11/09/2003	MetroStars	T 1-1	14,823	1-0-1	QTR	NE: Noonan (21); MET: Guevara (45)
11/14/2003	at Chicago	L 0-1 (OT)	14,610	1-1-1	SEM	CHI: Armas (101)
10/23/2004	Columbus	W 1-0	5,679	1-0-0	QTR	NE: John (25)
10/31/2004	at Columbus	T 1-1	15,224	1-0-1	QTR	NE: Twellman (81); CLB: Buddle (90)
11/06/2004	at D.C. United	L 3-3 (OT)	21,201	1-1-1	SEM	NE: Twellman (17) Ralston (44) Noonan (85); DC: Eskandarian (11) Moreno (21) Gomez (67)
10/22/2005	at MetroStars	L 0-1	10,003	0-1-0	QTR	MET: Guevara (34)
10/29/2005	MetroStars	W 3-1	9,581	1-1-0	QTR	NE: Cancela (68) Noonan (73) Smith (83); MET: Djorkaeff (59)
11/06/2005	Chicago	W 1-0	18,118	2-1-0	SEM	NE: Dempsey (4)
11/13/2005	Los Angeles	L 0-1 (OT)	21,193	2-2-0	FIN	LA: Ramirez (105)
10/22/2006	at Chicago	L 0-1	10,217	0-1-0	QTR	CHI: Mapp (35)
10/28/2006	Chicago	W 2-1 (OT)	9,372	1-1-0	QTR	NE: Twellman (41) Noonan (58); CHI: Jaqua (18)
11/05/2006	at D.C. United	W 1-0	19,552	2-1-0	SEM	NE: Twellman (4)
11/12/2006	Houston	L 1-1 (OT)	22,427	2-2-0	FIN	NE: Twellman (113); HOU: Ching (114)
10/27/2007	at New York	T 0-0	14,165	0-0-1	QTR	
10/30/2007	New York	W 1-0	10,116	1-0-1	QTR	NE: Twellman (64)
11/08/2007	Chicago	W 1-0	10,317	2-0-1	SEM	NE: Twellman (38)
11/18/2007	Houston	L 1-2	39,859	2-1-1	FIN	NE: Twellman (20); HOU: Ngwenya (61) De Rosario (74)
10/30/2008	Chicago	T 0-0	5,221	0-0-1	QTR	
11/06/2008	at Chicago	L 0-3	17,312	0-1-1	QTR	CHI: Rolfe (45) Conde (49) Segares (74)
11/01/2009	Chicago	W 2-1	7,416	1-0-0	QTR	NE: Osei (45) Joseph (75); CHI: Rolfe (17)
11/07/2009	at Chicago	L 0-2	21,528	1-1-0	QTR	CHI: Thorrington (35) Blanco (83)
11/02/2013	Sporting KC	W 2-1	15,164	1-0-0	QTR	NE: Dorman (55) Rowe (67); KC: Collin (69)
11/06/2013	at Sporting KC	L 1-3 (OT)	19,031	1-1-0	QTR	NE: Imbongo (70); KC: Collin (41) Sinovic (79) Bieler (113)
11/01/2014	at Columbus	W 4-2	9,074	1-0-0	QTR	NE: Davies (34,78) Tierney (51) Nguyen (70); CLB: Meram (64) Higuain (94+)
11/09/2014	Columbus	W 3-1	20,184	2-0-0	QTR	NE: Nguyen (43) Goncalves (55) Bunbury (77); CLB: Tchani (69)
11/23/2014	at New York	W 2-1	25,000	3-0-0	SEM	NE: Bunbury (17) Jones (85); NY: Wright-Phillips (27)
11/29/2014	New York	T 2-2	32,698	3-0-1	SEM	NE: Davies (41,70); NY: Cahill (26) Luyindula (52)
12/07/2014	at Los Angeles	L 1-2 (OT)	27,000	3-1-1	FIN	NE: Tierney (79); LA: Zardes (52) Keane (111)
10/28/2015	at D.C. United	L 1-2	11,554	0-1-0	WC	NE: Agudelo (15); DC: Pontius (45) Rolfe (83)
10/19/2019	at Atlanta	L 0-1	66,114	0-1-0	WC	ATL: Escobar (70)



ALL-TIME NEW ENGLAND REVOLUTION POSTSEASON STATISTICS (17-16-10, 60 PTS.)

PLAYER	GP	GS	MIN	G	A
Taylor Twellman	21	21	2028	10	1
Pat Noonan	17	16	1538	5	1
Charlie Davies	6	5	430	4	1
Lee Nguyen	8	8	732	2	4
Steve Ralston	24	24	2265	2	4
Wolde Harris	10	10	799	2	3
Teal Bunbury	7	6	599	2	2
Brian Kamler	10	9	790	2	2
Chris Tierney	7	7	660	2	2
Jose Cancela	10	6	643	1	4
Shalrie Joseph	21	21	1991	1	3
Clint Dempsey	9	8	830	1	2
Andy Dorman	14	6	661	1	2
Jay Heaps	28	28	2633	1	2
Daniel Hernandez	14	13	1212	1	2
Jermaine Jones	6	6	561	1	2
Kelyn Rowe	8	7	647	1	2
Juan Agudelo	4	3	285	1	1
Dario Fabbro	3	3	242	1	1
Jose Goncalves	8	8	769	1	1
Khano Smith	10	4	609	1	1
Mike Burns	2	2	180	1	0
Dimitry Imbongo	2	2	149	1	0
Avery John	11	11	1080	1	0
Joe-Max Moore	2	2	180	1	0
Emmanuel Osei	2	2	176	1	0
Mauricio Wright	3	3	270	1	0
Eric Wynalda	3	2	180	1	0
Scott Caldwell	9	7	689	0	2
Leo Cullen	9	7	704	0	2
Joe Franchino	18	18	1624	0	2
Kevin Alston	7	5	494	0	1
Imad Baba	4	4	264	0	1
Daigo Kobayashi	4	0	81	0	1
Jeff Larentowicz	12	10	846	0	1
Marshall Leonard	8	8	643	0	1
Abdoullie Mansally	4	4	294	0	1
Jose Luis Morales	2	0	68	0	1
Patrick Mullins	3	0	64	0	1
Pat Phelan	3	0	93	0	1
Wells Thompson	8	4	377	0	1
Jose Manuel Abundis	2	1	53	0	0
Chris Albright	2	2	173	0	0
Leonel Alvarez	3	3	270	0	0
Gabriel Badilla	1	0	17	0	0
Chris Bagley	1	0	3	0	0
Darrius Barnes	5	4	393	0	0
Chad Barrett	2	0	47	0	0
Jamar Beasley	2	0	69	0	0
Jerry Bengtson	1	0	5	0	0
Gustavo Bou	1	1	90	0	0
Adin Brown	10	10	954	0	0
Brandon Bye	1	1	90	0	0
Juan Fernando Caicedo	1	0	10	0	0
Mauricio Castro	4	2	224	0	0
Jeff Causey	3	3	270	0	0
Ted Chronopoulos	5	5	450	0	0
Braeden Cloutier	5	1	183	0	0
Adam Cristman	3	0	22	0	0
Antonio Delamea	1	1	85	0	0
Kheli Dube	4	4	351	0	0
Brian Dunseth	1	1	90	0	0
Adam Eyre	3	3	270	0	0
Diego Fagundez	4	3	271	0	0
Alejandro Farias	2	2	161	0	0
Andrew Farrell	8	8	780	0	0
Ian Fuller	3	0	36	0	0
Giuseppe Galderisi	2	2	171	0	0
Carles Gil	1	1	90	0	0
Winston Griffiths	5	0	93	0	0
John Harkes	3	3	270	0	0
Amaechi Igwe	1	1	73	0	0
Edgaras Jankauskas	2	2	142	0	0
DeJuan Jones	1	1	90	0	0
Daouda Kante	6	6	565	0	0
Paul Keegan	3	0	78	0	0
Steve Klein	1	0	19	0	0

NEW ENGLAND REVOLUTION

Alexi Lalas	2	2	180	0	0
Ryan Latham	1	0	15	0	0
Carlos Llamasa	8	8	740	0	0
Ivan McKinley	2	2	180	0	0
Jason Moore	3	1	140	0	0
Alberto Naveda	2	2	180	0	0
Sainey Nyassi	4	4	359	0	0
Francis Okaroh	1	1	70	0	0
Michael Parkhurst	14	14	1350	0	0
Carlos Parra	1	0	1	0	0
Cristian Penilla	1	1	90	0	0
Rusty Pierce	12	11	935	0	0
Alex Pineda Chacon	3	1	144	0	0
Matt Reis	21	21	2040	0	0
James Riley	7	3	325	0	0
Bobby Shuttleworth	6	6	570	0	0
A.J. Soares	7	7	690	0	0
Leonardo Squadrone	1	1	71	0	0
William Sunsing	3	3	266	0	0
Johnny Torres	1	0	4	0	0
Matt Turner	1	1	90	0	0
Evans Wise	1	0	9	0	0
Wilfried Zahibo	1	1	80	0	0
Walter Zenga	2	2	180	0	0
Team totals	43	43	4114	50	59
Opponent totals	43	43	4114	54	64

REVOLUTION INDIVIDUAL GOALKEEPING

GOALKEEPER	GP	GS	SV	GA	GAA	SO
Andrew Farrell	1	0	0	0	0.00	0
Adin Brown	10	10	59	7	0.66	5
Matt Reis	21	21	103	22	0.97	7
Matt Turner	1	1	4	1	1.00	0
Bobby Shuttleworth	6	6	27	10	1.58	0
Walter Zenga	2	2	7	5	2.50	0
Jeff Causey	3	3	6	9	3.00	0
Team totals	43	43	206	54	1.18	12
Opponent totals	43	43	159	50	1.09	12



NEW ENGLAND REVOLUTION

CAREER POSTSEASON STATISTICS FOR CURRENT NEW ENGLAND REVOLUTION PLAYERS

UNF	POS	PLAYER	GP	GS	MIN	G	A	SHT	SOG	PKG	PKA	SKG	SKA	FC	FS	OFF	CK	C	E	
7	F	Gustavo Bou	1	1	90	0	0	3	1	0	0	0	0	1	0	1	0	0	0	
10	F	Teal Bunbury	12	11	998	4	2	28	15	1	1	0	0	16	12	10	1	2	0	
15	F	Brandon Bye	1	1	90	0	0	0	0	0	0	0	0	0	1	0	0	0	0	
6	M	Scott Caldwell	9	7	689	0	2	2	0	0	0	0	0	11	4	0	0	2	0	
19		Antonio Delamea	1	1	85	0	0	0	0	0	0	0	0	3	0	0	0	1	0	
14	M-F	Diego Fagundez	4	3	271	0	0	3	1	0	0	0	0	2	0	0	2	0	0	
2	D	Andrew Farrell	8	8	780	0	0	3	1	0	0	0	0	4	7	0	0	2	0	
22	F	Carles Gil	1	1	90	0	0	0	0	0	0	0	0	2	3	0	5	0	0	
24	M	DeJuan Jones	1	1	90	0	0	2	2	0	0	0	0	0	1	0	0	0	0	
31	F	Kekuta Manneh	8	2	261	0	0	15	3	0	0	0	1	2	6	1	0	0	0	
26	M	Tommy McNamara	1	1	56	0	0	1	0	0	0	0	0	1	1	0	0	0	0	
42	M	Lee Nguyen	11	11	972	2	8	9	4	0	0	0	0	17	20	1	7	2	0	
70	M	Cristian Penilla	1	1	90	0	0	1	1	0	0	0	0	3	0	0	0	0	0	
8	D	Matt Polster	1	1	90	0	0	3	0	0	0	0	0	1	1	0	0	0	0	
11	M	Kelyn Rowe	9	7	648	1	2	15	5	0	0	0	0	11	8	1	7	0	0	
16	D	Seth Sinovic	15	15	1404	2	0	7	4	0	0	1	1	23	16	0	0	3	0	
UNF	POS	GOALKEEPER	GP	GS	MIN	SHTS	SV	GA	GAA	PKG	PKA	SKG	SKA	W	L	T	SO			
18	GK	Brad Knighton	1	1	90	4	5	2	2.00	1	1	0	0	0	1	0	0			
30	GK	Matt Turner	1	1	90	0	4	1	1.00	0	0	0	0	0	1	0	0			



NEW ENGLAND REVOLUTION

NEW ENGLAND REVOLUTION INDIVIDUAL HIGH GAMES (2020)

Goals				
2	Teal Bunbury	09/06/2020	at CHI	W 2-1
2	Teal Bunbury	11/01/2020	vs. DC	W 4-3
Assists				
2	Cristian Penilla	09/27/2020	at DC	W 2-0
Shots				
8	Gustavo Bou	07/09/2020	at MTL	W 1-0
Shots on Goal				
4	Adam Buksa	11/01/2020	vs. DC	W 4-3
Fouls Committed				
6	Adam Buksa	10/14/2020	at MTL	W 3-2
Fouls Suffered				
6	Carles Gil	11/08/2020	at PHI	L 0-2
Offside				
4	Gustavo Bou	09/06/2020	at CHI	W 2-1
4	Gustavo Bou	09/19/2020	vs. NYC	T 0-0
Saves				
7	Matt Turner	10/11/2020	at NYC	W 2-1
Shots Faced				
8	Matt Turner	10/11/2020	at NYC	W 2-1
Goals Allowed				
3	Matt Turner	11/01/2020	vs. DC	W 4-3

TEAM HIGH GAMES (2020)

Goals				
4	11/01/2020	vs. DC	W 4-3	
Assists				
4	09/27/2020	at DC	W 2-0	
Shots				
22	10/14/2020	at MTL	W 3-2	
22	10/19/2020	vs. PHI	L 1-2	
Shots on Goal				
9	10/14/2020	at MTL	W 3-2	
9	11/01/2020	vs. DC	W 4-3	
Fouls Committed				
20	02/29/2020	at MTL	L 1-2	
Fouls Suffered				
19	09/19/2020	vs. NYC	T 0-0	
Corner Kicks				
14	09/23/2020	vs. MTL	W 3-1	
Offside				
5	07/21/2020	at TOR	T 0-0	
5	09/19/2020	vs. NYC	T 0-0	
Saves				
7	10/11/2020	at NYC	W 2-1	
Shots Faced				
8	10/11/2020	at NYC	W 2-1	
Goals Allowed				
3	11/01/2020	vs. DC	W 4-3	

TEAM LOW GAMES (2020)

Shots				
9	09/06/2020	at CHI	W 2-1	
9	09/12/2020	at PHI	L 1-2	
9	10/23/2020	at NSH	T 1-1	
9	11/08/2020	at PHI	L 0-2	
Shots on Goal				
1	08/20/2020	vs. PHI	T 0-0	
1	11/08/2020	at PHI	L 0-2	
Fouls Committed				
6	07/09/2020	at MTL	W 1-0	
6	09/23/2020	vs. MTL	W 3-1	
Fouls Suffered				
7	08/29/2020	vs. NYR	T 1-1	
Corner Kicks				
3	02/29/2020	at MTL	L 1-2	
3	03/07/2020	vs. CHI	T 1-1	
3	09/06/2020	at CHI	W 2-1	
3	09/12/2020	at PHI	L 1-2	
Offside				
0	07/09/2020	at MTL	W 1-0	
0	07/17/2020	at DC	T 1-1	
0	10/03/2020	vs. NSH	T 0-0	
0	10/07/2020	vs. TOR	L 0-1	
Saves				
1	02/29/2020	at MTL	L 1-2	
1	10/03/2020	vs. NSH	T 0-0	
Shots Faced				
1	10/03/2020	vs. NSH	T 0-0	

NEW ENGLAND REVOLUTION INDIVIDUAL POSTSEASON HIGH GAMES (1996-2019)

Goals				
2	Charlie Davies	11/01/2014	at CLB	W 4-2
2	Charlie Davies	11/29/2014	vs. NY	T 2-2
Assists				
2	Jose Cancela	11/01/2003	at MET	W 2-0
2	Chris Tierney	11/29/2014	vs. NY	T 2-2
Shots				
7	Taylor Twellman	11/08/2007	vs. CHI	W 1-0
Shots on Goal				
4	Wolde Harris	09/19/2000	vs. CHI	W 2-1
Fouls Committed				
7	Jay Heaps	11/14/2003	at CHI	L 0-1
7	Clint Dempsey	10/22/2006	at CHI	L 0-1
7	Juan Agudelo	11/06/2013	at KC	L 1-3
Fouls Suffered				
9	Taylor Twellman	11/06/2005	vs. CHI	W 1-0
Offside				
5	Pat Noonan	10/28/2006	vs. CHI	W 2-1
Saves				
10	Adin Brown	10/12/2002	vs. CLB	T 2-2
10	Matt Reis	11/08/2007	vs. CHI	W 1-0
10	Matt Reis	11/07/2009	at CHI	L 0-2
Shots Faced				
12	Adin Brown	10/12/2002	vs. CLB	T 2-2
12	Matt Reis	11/07/2009	at CHI	L 0-2
Goals Allowed				
6	Jeff Causey	09/22/2000	at CHI	L 0-6

TEAM POSTSEASON HIGH GAMES (1996-2019)

Goals				
4	11/01/2014	at CLB	W 4-2	
Assists				
4	11/01/2003	at MET	W 2-0	
4	11/09/2014	vs. CLB	W 3-1	
4	11/29/2014	vs. NY	T 2-2	
Shots				
21	10/28/2006	vs. CHI	W 2-1	
Shots on Goal				
11	10/29/2005	vs. MET	W 3-1	
Fouls Committed				
28	11/01/2003	at MET	W 2-0	
Fouls Suffered				
27	11/06/2005	vs. CHI	W 1-0	
Corner Kicks				
10	11/12/2006	vs. HOU	T 1-1	
Offside				
8	10/08/1997	vs. DC	L 1-1	
8	10/28/2006	vs. CHI	W 2-1	
Saves				
10	10/12/2002	vs. CLB	T 2-2	
10	11/08/2007	vs. CHI	W 1-0	
10	11/07/2009	at CHI	L 0-2	
Shots Faced				
13	11/07/2009	at CHI	L 0-2	
Goals Allowed				
6	09/22/2000	at CHI	L 0-6	

TEAM POSTSEASON LOW GAMES (1996-2019)

Shots				
4	11/06/2005	vs. CHI	W 1-0	
Shots on Goal				
1	09/29/2002	at CHI	L 1-2	
1	10/20/2002	vs. LA	L 0-1	
1	11/06/2005	vs. CHI	W 1-0	
1	11/05/2006	at DC	W 1-0	
Fouls Committed				
7	09/22/2000	at CHI	L 0-6	
Fouls Suffered				
7	11/01/2009	vs. CHI	W 2-1	
Corner Kicks				
0	09/29/2002	at CHI	L 1-2	
Offside				
0	09/26/2002	vs. CHI	W 2-0	
0	09/29/2002	at CHI	L 1-2	
0	10/20/2002	vs. LA	L 0-1	
0	11/03/2007	vs. NY	W 1-0	
0	11/01/2009	vs. CHI	W 2-1	
Saves				
1	09/19/2000	vs. CHI	W 2-1	
1	09/26/2002	vs. CHI	W 2-0	
1	11/01/2009	vs. CHI	W 2-1	
Shots Faced				
1	09/26/2002	vs. CHI	W 2-0	



NEW ENGLAND REVOLUTION

2020 NEW ENGLAND REVOLUTION STATISTICS (8-7-8, 32 pts.)

UNF	POS	PLAYER	GP	GS	MIN	G	A	SHT	SOG	FC	FS	OFF	CK	C	E
10	F	Teal Bunbury	22	19	1466	8	1	43	12	22	23	6	0	3	0
9	F	Adam Buksa	23	16	1499	6	2	59	24	31	20	4	0	4	0
7	F	Gustavo Bou	18	14	1329	5	3	64	22	8	16	23	22	0	0
17	F	Tajon Buchanan	23	11	1084	2	2	30	12	20	37	7	0	1	0
31	F	Kekuta Manneh (TOT)	8	3	246	1	1	9	5	3	4	1	0	1	0
31	F	Kekuta Manneh (NE)	6	2	182	1	1	7	3	3	4	0	0	1	0
42	M	Lee Nguyen (TOT)	17	8	814	1	1	11	6	15	11	1	42	2	0
42	M	Lee Nguyen (NE)	12	8	722	1	1	8	4	14	9	1	38	2	0
14	M	Diego Fagundez	19	9	966	1	0	21	5	15	7	0	27	2	0
4	D	Henry Kessler	22	19	1823	1	0	12	2	13	13	0	0	2	0
70	F	Cristian Penilla	17	10	962	0	4	19	6	14	20	0	2	0	0
28	D	Alexander Buttner	17	15	1251	0	3	13	1	11	28	0	31	0	0
22	F	Carles Gil	6	4	366	0	2	7	2	3	14	1	20	0	0
26	M	Tommy McNamara (TOT)	18	13	1043	0	2	18	3	12	17	0	4	2	0
26	M	Tommy McNamara (NE)	14	11	864	0	2	12	3	9	14	0	4	2	0
8	D	Matt Polster	15	8	756	0	2	2	0	17	8	0	0	4	1
15	D	Brandon Bye	22	18	1636	0	1	13	2	16	11	1	0	2	0
6	M	Scott Caldwell	18	15	1155	0	0	2	0	26	9	0	0	4	1
19	D	Antonio Delamea	5	4	319	0	0	0	0	0	1	0	0	0	0
2	D	Andrew Farrell	20	19	1711	0	0	0	0	9	15	0	0	2	0
24	D	DeJuan Jones	18	13	1134	0	0	7	5	14	16	0	0	2	0
18	G	Brad Knighton	1	1	90	0	0	0	0	0	0	0	0	0	0
13	D	Michael Mancienne	5	4	316	0	0	1	0	4	0	0	0	1	0
12	F	Justin Rennicks	4	0	29	0	0	2	0	0	2	0	0	0	0
11	M	Kelyn Rowe	16	10	896	0	0	17	4	13	4	0	12	3	0
16	D	Seth Sinovic	1	0	13	0	0	0	0	0	0	0	0	0	0
30	G	Matt Turner	22	22	1980	0	0	0	0	0	5	0	0	0	0
23	M	*Wilfried Zahibo	3	1	180	0	0	1	0	9	2	1	0	0	0
5	M	Isaac Angking	0	0	0	0	0	0	0	0	0	0	0	0	0
27	M	Luis Caicedo	0	0	0	0	0	0	0	0	0	0	0	0	0
25	G	Jeff Caldwell	0	0	0	0	0	0	0	0	0	0	0	0	0
29	M	Nicolas Firmino	0	0	0	0	0	0	0	0	0	0	0	0	0
72	M	Damian Rivera	0	0	0	0	0	0	0	0	0	0	0	0	0
35	D	Collin Verfurth	0	0	0	0	0	0	0	0	0	0	0	0	0
		Own-goals received				1									
		Team totals	23	23	2070	26	24	340	107	271	296	44	156	35	2
		Opponent totals	23	23	2070	25	20	246	96	296	271	49	112	37	1

GAME-WINNING GOALS: Teal Bunbury 3, Gustavo Bou 3, Lee Nguyen 1, Adam Buksa 1

GAME-WINNING ASSISTS: Alexander Buttner 2, Cristian Penilla 1, Tommy McNamara 1, Carles Gil 1

PENALTY KICK GOALS/ATTEMPTS: Lee Nguyen 1-1, Carles Gil 0-1, Adam Buksa 0-1

NEW ENGLAND REVOLUTION INDIVIDUAL GOALKEEPING

UNF	POS	GOALKEEPER	GP	GS	MIN	SHTS	SV	GA	GAA	PG	PA	W	L	T	SO
18	G	Brad Knighton	1	1	90	6	5	1	1.00	0	0	0	0	1	0
30	G	Matt Turner	22	22	1980	90	68	24	1.09	1	1	8	7	7	6
		Team totals	23	23	2070	96	73	25	1.09	1	1	8	7	8	6
		Opponent totals	23	23	2070	107	79	26	1.13	1	3	7	8	8	8

* = Played with other teams in 2020. Only New England Revolution statistics listed here.



NEW ENGLAND REVOLUTION

NEW ENGLAND REVOLUTION 2020 SCHEDULE

DAY	DATE	OPPONENT	RESULT	ATT.	W-L-T	POS.	PTS	NOTES:
Sat.	Feb. 29	at Montreal	L 1-2	21,006	0-1-0	T5	0	NE: Bunbury (13); MTL: Quioto (37) Urruti (80)
Sat.	Mar. 7	Chicago	T 1-1	15,289	0-1-1	T7	1	NE: Buksa (28); CHI: Bornstein (70)
Thu.	July 9	at Montreal	W 1-0		1-1-1	T2	4	NE: Bou (56)
Fri.	July 17	at D.C. United	T 1-1		1-1-2	T7	5	NE: Buksa (51); DC: Higuain (72)
Tue.	July 21	at Toronto FC	T 0-0		1-1-3	T7	6	
Thu.	Aug. 20	Philadelphia	T 0-0		1-1-4	T6	7	
Tue.	Aug. 25	at D.C. United	W 2-1		2-1-4	T4	10	NE: Bou (26) Bunbury (37); DC: Kamara (72)
Sat.	Aug. 29	New York Red Bull	T 1-1		2-1-5	T5	11	NE: Bou (41); NYR: Fernandez (35)
Wed.	Sept. 2	New York City FC	L 0-2		2-2-5	T7	11	NYC: own goal (60) Heber (72)
Sun.	Sept. 6	at Chicago	W 2-1		3-2-5	5	14	NE: Bunbury (3,54); CHI: Herbers (22)
Sat.	Sept. 12	at Philadelphia	L 1-2		3-3-5	T6	14	NE: Buchanan (81); PHI: Fontana (73,95+)
Sat.	Sept. 19	New York City FC	T 0-0		3-3-6	7	15	
Wed.	Sept. 23	Montreal	W 3-1		4-3-6	5	18	NE: Kessler (47+) Bou (49) Fagundez (65); MTL: Lappalainen (86)
Sun.	Sept. 27	at D.C. United	W 2-0		5-3-6	5	21	NE: Bou (86) Buksa (90)
Sat.	Oct. 3	Nashville SC	T 0-0		5-3-7	6	22	
Wed.	Oct. 7	Toronto FC	L 0-1		5-4-7	6	22	TOR: Akinola (29)
Sun.	Oct. 11	at New York City	W 2-1		6-4-7	6	25	NE: Bunbury (3) Nguyen (80); NYC: Callens (93+)
Wed.	Oct. 14	at Montreal	W 3-2		7-4-7	5	28	NE: Manneh (13) Bunbury (20) Buksa (52); MTL: Sejdic (27) Tabla (92+)
Mon.	Oct. 19	Philadelphia	L 1-2		7-5-7	5	28	NE: Buchanan (80); PHI: own goal (34) Fontana (69)
Fri.	Oct. 23	at Nashville SC	T 1-1		7-5-8	5	29	NE: Buksa (77); NSH: Zimmerman (74)
Wed.	Oct. 28	at New York Red B	L 0-1		7-6-8	T6	29	NYR: Long (89)
Sun.	Nov. 1	D.C. United	W 4-3		8-6-8	6	32	NE: Buksa (30) own goal (54) Bunbury (67,84); DC: Asad (22) Yow (26) Rivas (75)
Sun.	Nov. 8	at Philadelphia	L 0-2		8-7-8	T6	32	PHI: Santos (42) Burke (69)



NEW ENGLAND REVOLUTION

NEW ENGLAND REVOLUTION – GAME-BY-GAME

#	Player	1	2	3	4	5	6	7	8	9	10	11	12	13	14	15	16	17	18	19	20	21	22	23		
2	Andrew Farrell	MTL CHI MTL DC TOR PHI DC TOR PHI DC TOR NYC CHI PHI NYC MTL DC NSH TOR NYC MTL PHI NYS DC PHI	1-2	1-1	1-0	1-1	0-0	0-0	2-1	1-1	0-2	2-1	1-2	0-0	3-1	2-0	0-0	0-1	2-1	3-2	1-2	1-1	0-1	4-3	0-2	
4	Henry Kessler	90D	90D	90D	23	45	90D	90D	90D	90D	45	90D	90D	90D	90D	90D	90D	90D	90D	90D	1	90D	90D	90D	90D	
5	Isaac Angking	45M	90M	90M	77M	45M	15	90M	86M	90F	90F	21	31	90M	90M	90M	90M	58M	60M	83M	45M	45M	45M	90M	90M	
6	Scott Caldwell	90M	90M	90M	90M	30	90M	90M	90M	73M	45M	78M	56M	27	44M	90F	69F	90F	90F	18	90M	30	7	45	4	45
7	Gustavo Bou	90F	90F	86F	89F	77F	90F	90F	73F	19	77F	59F	1	21	11	27	90F	32	90F	32	90F	90F	27	90F	90F	
8	Matt Polster	66M	79M	4	13	60M	65M	90M	90M	71F	90M	76F	66M	69M	79M	63M	10	58F	90M	90M	90F	90M	90M	57M	90M	
9	Adam Buksa	90M	90M	90M	60M	86M	68M	17	90M	12	76M	24	63M													
10	Teal Bunbury	11	Kelyn Rowe	11	13	4																				
11	Justin Rennicks	24	67D	45D																						
12	Michael Mancienne	90M	90M	28	90M	15	4	88M	45	69M	22	27	23	8	80M	53	77M	31	63M	63M						
13	Diego Fagundez	90D	90D	90D	90D	64D	90D	90D	67D	90D	90D	90D	90D	90D	90D	82D	68D	90D	19	14	5	70	77D	13		
14	Brandon Bye	8	10	4	1	90M	25	1	2	34	13	22	78M	90M	67M	90M	90M	90M	45	90M	76M	27	86M	45M		
15	Seth Sinovic	90G																								
16	Tajon Buchanan	45	90M																							
17	Brad Knighton	82D	90D	9	90D	26	1	6	45D																	
18	Antonio Delamea	90D	90D																							
19	Charles Gil	90M	62M																							
20	Wilfried Zahibo	23	90M																							
21	DeJuan Jones	45	90M																							
22	Jeff Caldwell	82D	90D	9	90D	26	1	6	45D																	
23	Tommy McNamara	27	Luis Caicedo	27	Luis Caicedo	17	56M	57M	68M	66M	46	90M	90M	59M	13	59M	63M	90M	90M	90M	90M	90M	90M	90M	90M	
24	Luis Caicedo	81D	90D																							
25	Alexander Buttner	90G	90G	90G	90G	90G	90G	90G	90G	90G	90G	90G	90G	90G	90G	90G	90G	90G	90G	90G	90G	90G	90G	90G	90G	
26	Nicolas Firmino	30	Matt Turner	30	Matt Turner	23																				
27	Matt Turner	90G	90G	90G	90G	90G	90G	90G	90G	90G	90G	90G	90G	90G	90G	90G	90G	90G	90G	90G	90G	90G	90G	90G	90G	
28	Kekuta Manneh	31	Kekuta Manneh	31	Kekuta Manneh	23																				
29	Collin Verfurth	35	Collin Verfurth	35	Collin Verfurth	23																				
30	Lee Nguyen	42	Lee Nguyen	42	Lee Nguyen	14	89M	63M	67M	63M	86M	86M														
31	Cristian Penilla	70	Cristian Penilla	70	Cristian Penilla	30	75M	89M	90M	90M	33	68F	12	21	23	27	22	37M								
32	Damian Rivera	72	Damian Rivera	72	Damian Rivera	30	75M	89M	90M	90M	33	68F	12	21	23	27	22	37M								

Played for other teams:

Tommy McNamara played 179 minutes for HOU
 Kekuta Manneh played 64 minutes for CIN

"00" = 100 minutes played
 F/M/D/G = starting position



NEW ENGLAND REVOLUTION

NEW ENGLAND REVOLUTION – GAME-BY-GAME LOG

Game #	Date	Opponent	Result	Scorers
Game #1	02/29/2020	NE 1 at MTL 2	L	Bunbury 1 (Penilla 1, Bou 1) 13
Game #2	03/07/2020	NE 1 vs CHI 1	T	Buksa 1 (Eye 1) 28
Game #3	07/09/2020	NE 1 at MTL 0	W	Bou 1 (Gil 1) 56
Game #4	07/17/2020	NE 1 at DC 1	T	Buksa 2 (unassisted) 51
Game #5	07/21/2020	NE 0 at TOR 0	T	
Game #6	08/20/2020	NE 0 vs PHI 0	T	
Game #7	08/25/2020	NE 2 at DC 1	W	Bou 2 (unassisted) 26; Bunbury 2 (Buttner 1) 38
Game #8	08/29/2020	NE 1 vs NYR 1	T	Bou 3 (Bunbury 1, Penilla 2) 41
Game #9	09/02/2020	NE 0 vs NYC 2	L	Bunbury 3 (McNamara 1, Buksa 1) 3; Bunbury 4 (Buttner 2) 54
Game #10	09/06/2020	NE 2 at CHI 1	W	Buchanan 1 (Bou 2) 81
Game #11	09/12/2020	NE 1 at PHI 2	L	
Game #12	09/19/2020	NE 0 vs NYC 0	T	
Game #13	09/23/2020	NE 3 vs MTL 1	W	Kessler 1 (unassisted) 47+; Bou 4 (unassisted) 49; Fagundez 1 (Buchanan 1) 65
Game #14	09/27/2020	NE 2 at DC 0	W	Bou 5 (Penilla 3, McNamara 2) 86; Buksa 3 (Penilla 4, Bou 3) 90
Game #15	10/03/2020	NE 0 vs NSH 0	T	
Game #16	10/07/2020	NE 0 vs TOR 1	L	
Game #17	10/11/2020	NE 2 at NYC 1	W	Bunbury 5 (Nguyen 1) 3; Nguyen 1 (penalty kick) 80
Game #18	10/14/2020	NE 3 at MTL 2	W	Manneh 1 (Buksa 2, Polster 1) 13; Bunbury 6 (Buttner 3) 20; Buksa 4 (unassisted) 52
Game #19	10/19/2020	NE 1 vs PHI 2	L	Buchanan 2 (Polster 2) 80
Game #20	10/23/2020	NE 1 at NSH 1	T	Buksa 5 (Manneh 1) 77
Game #21	10/28/2020	NE 0 at NYR 1	L	
Game #22	11/01/2020	NE 4 vs DC 3	W	Buksa 6 (unassisted) 30; own goal (Canouse) 54; Bunbury 7 (Buchanan 2, Gil 2) 67; Bunbury 8 (unassisted) 84
Game #23	11/08/2020	NE 0 at PHI 2	L	



NEW ENGLAND REVOLUTION

NEW ENGLAND REVOLUTION – CUP COMPETITIONS – GAME-BY-GAME

MLS IS BACK KNOCKOUT

#	Player	MLS IS BACK KNOCKOUT
2	Andrew Farrell	90D
4	Henry Kessler	R16
5	Isaac Angking	PHI
6	Scott Caldwell	0-1
7	Gustavo Bou	90M
8	Matt Polster	90F
9	Adam Buksa	23
10	Teal Bunbury	90M
11	Kelyn Rowe	
12	Justin Rennicks	
13	Michael Mancienne	
14	Diego Fagundez	90D
15	Brandon Bye	
16	Seth Sinovic	67M
17	Tajon Buchanan	
18	Brad Knighton	90D
19	Antonio Delamea	
22	Charles Gil	83M
23	Wilfried Zahibo	7
24	DeJuan Jones	
25	Jeff Caldwell	
27	Luis Caicedo	90D
28	Alexander Buttner	90G
29	Nicolas Firmino	90G
30	Matt Turner	
35	Collin Verfurth	
70	Cristian Penilla	90M
72	Damian Rivera	

MLS IS BACK KNOCKOUT STAGE

R16 07/25/2020 NE 0 vs PHI 1 L



NEW YORK CITY FC

2020 RECORD

	GP	W-L-T	PTS	GF	GA
NYCFC	23	12-8-3	39	37	25

RECORD in home games

	GP	W-L-T	PTS	GF	GA
	9	7-2-0	21	23	9

RECORD on road

	GP	W-L-T	PTS	GF	GA
	11	4-4-3	15	12	12

RECORD at the half

	W	L	T
LEADING	3	0	0
TIED	9	5	3
TRAILING	0	3	0

RECORD with the first goal

	W	L	T
SCORING	12	0	0
CONCEDING	0	8	1

TEAM COMPARISONS

	FOR	AGAINST
GOALS SCORED	1.61 (9th)	1.09 (5th)
TOTAL SHOTS	15.48 (2nd)	11.09 (8th)
SHOTS ON GOAL	6.30 (1st)	4.65 (17th)
SHOOTING ACCURACY	40.7% (3rd)	42.0% (25th)
SCORING %AGE	10.4% (18th)	9.8% (7th)
FOULS	15.57 (1st)	11.04 (6th)
CORNER KICKS	6.48 (2nd)	4.43 (7th)
OFFSIDE	2.87 (1st)	2.96 (26th)

GOALS SCORED IN GAME

GP	0	1	2	3	4+	TOT	AVG
23	7	7	2	3	4	37	1.61

GOALS ALLOWED IN GAME

GP	0	1	2	3	4+	TOT	AVG
23	7	10	3	3	0	25	1.09

GOALS BY INTERVALS

	TOT	0-15	16-30	31-45+	46-60	61-75	76-90+
FOR	37	5	2	9	8	5	8
AGAINST	25	4	4	6	3	2	6

WHERE THE GOALS COME FROM

	FOR	AGAINST
GOALS SCORED	37	25
MINUTES PER GOAL	56	83

HOW SCORED

RIGHT FOOT	18	13
LEFT FOOT	14	8
HEADERS	5	4
OTHER	0	0


TYPE OF PLAY

OPEN PLAY	22	14
CROSS	3	1
CORNER	6	1
REBOUND	1	3
PENALTIES	3	3
DIRECT FROM FREE KICK	1	0
FREE KICK (INDIRECT)	0	3
OWN GOALS	1	0

DISTANCE

INSIDE GOAL AREA	5	8
INSIDE PENALTY AREA	26	14
OUTSIDE PENALTY AREA	6	3

PRIMARY TEAM





NEW YORK CITY FC

No.	Player	Pos	Ht	Wt	Birthdate	Birthplace	2020				CAREER			
							GP	GS	G	A	GP	GS	G	A
1	Sean Johnson	GK	6-3	217	05/31/1989	Atlanta, GA	23	23	0	0	292	292	0	1
MLS Season: 11. Last club: Chicago Fire. 2010 SuperDraft: Round 4, Pick 51 (Central Florida). International: USA 9/0														
3	Anton Tinnerholm	DF	5-9	150	02/26/1991	Linköping, Sweden	23	22	4	4	84	83	9	18
MLS Season: 3. Last club: Malmö FF (Sweden). International: Sweden 9/0														
4	Maxime Chanot	DF	6-1	172	11/21/1989	Nancy, France	20	20	0	0	94	93	3	0
MLS Season: 5. Last club: KV Kortrijk (Belgium). International: Luxembourg 39/3														
6	Alexander Callens	DF	6-1	180	05/04/1992	Callao, Peru	22	22	2	0	111	111	5	0
MLS Season: 4. Last club: CD Numancia (Spain). International: Peru 13/1														
8	Alexander Ring	MF	5-9	159	04/09/1991	Helsinki, Finland	23	23	4	4	113	112	10	13
MLS Season: 4. Last club: 1. FC Kaiserslautern (Germany). International: Finland 44/2														
9	Heber	FW	5-11	170	08/10/1991	Colorado do Oeste, Brazil	12	11	1	2	34	29	16	6
MLS Season: 2. Last club: HNK Rijeka (Croatia)														
10	Maximiliano Moralez	MF	5-3	115	02/27/1987	Granadero Baigorria, Argentina	13	10	1	4	103	98	21	49
Designated Player. MLS Season: 4. Last club: Club Leon (Mexico). International: Argentina 1/0														
11	Valentin Castellanos	FW	5-10	154	10/03/1998	Mendoza, Argentina	22	14	6	3	60	42	18	10
MLS Season: 3. Last club: Club Atletico Torque (Uruguay)														
13	Luis Barraza	GK	6-2	195	11/08/1996	Las Cruces, NM	0	0	0	0	0	0	0	0
MLS Season: 2. 2019 SuperDraft: Round 1, Pick 12 (Marquette)														
14	Juan Pablo Torres	MF	5-8	162	07/26/1999	Lilburn, GA	2	0	0	0	3	0	0	0
MLS Season: 2. Last club: KSC Lokeren (Belgium)														
15	Tony Rocha	MF	5-9	166	08/21/1993	Spring, TX	11	0	1	0	51	20	1	5
MLS Season: 5. Last club: Orlando City. College: Tulsa. International: Belize 3/0														
16	James Sands	MF	5-11	162	07/06/2000	Rye, NY	16	16	0	1	39	37	0	1
Homegrown Player. MLS Season: 2.														
17	Gary Mackay-Steven	FW	5-9	154	08/31/1990	Thurso, Scotland	22	10	2	1	34	15	3	2
MLS Season: 2. Last club: Aberdeen FC (Scotland). International: Scotland 2/0														
19	Jesus Medina	MF	5-10	154	04/30/1997	Asuncion, Paraguay	22	18	5	2	68	45	14	11
Designated Player. MLS Season: 3. Last club: Club Libertad Asuncion (Paraguay). International: Paraguay 1/0														
20	Gudmundur Thorarinnsson	DF	6-0	170	04/15/1992	Selfoss, Iceland	19	7	0	1	19	7	0	1
MLS Season: 1. Last club: IFK Norrköping (Sweden). International: Iceland 5/0														
22	Ronald Matarrita	DF	5-9	154	07/09/1994	Alajuela, Costa Rica	21	19	0	2	106	89	4	13
MLS Season: 5. Last club: LD Alajuelense (Costa Rica). International: Costa Rica 37/3														
23	Gedion Zelalem	MF	5-11	163	01/26/1997	Berlin, Germany	1	0	0	0	10	5	0	0
MLS Season: 2. Last club: Sporting KC														
24	Tayvon Gray	DF	5-11	163	08/19/2002	Bronx, NY	0	0	0	0	0	0	0	0
Homegrown Player. MLS Season: 1														
25	Joe Scally	DF	5-10	148	12/31/2002	Lake Grove, NY	4	1	0	0	4	1	0	0
Homegrown Player. MLS Season: 3														
26	Nicolas Acevedo	MF	5-8	160	04/14/1999	Montevideo, Uruguay	12	1	0	0	12	1	0	0
MLS Season: 1. Last club: Liverpool F.C. (Uruguay)														
29	Ismael Tajouri-Shradi	FW	5-6	141	03/28/1994	Bern, Switzerland	15	6	3	1	61	35	19	8
MLS Season: 3. Last club: FK Austria. International: Libya 4/0														
33	Sebastien Ibeagha	DF	6-2	187	01/21/1992	Warri, Nigeria	7	2	0	0	56	31	0	0
MLS Season: 4. Last club: San Antonio (USL)														
41	Brad Stuver	GK	6-3	181	04/16/1991	Mayfield, OH	0	0	0	0	9	9	0	0
MLS Season: 7. Last club: Columbus Crew SC. College: Cleveland State														
55	Keaton Parks	MF	6-3	178	08/06/1997	Frisco, TX	23	20	3	1	45	34	4	2
MLS Season: 2. Last club: SL Benfica (Portugal). International: USA 1/0														
80	Justin Haak	MF	6-0	165	09/12/2001	Brooklyn, NY	0	0	0	0	3	0	0	0
Homegrown Player. MLS Season: 2.														

HEAD COACH : Ronny Deila

09/21/1975

W12 L8 T3



NEW YORK CITY FC

NEW YORK CITY FC PLAYOFF HISTORY

vs. Team	No. of Series		GP	W-L-T	OT	ShO	GF	GA	Last Mtg.	Round	Series Result
	Series	W-L									
Atlanta	1	0-1	2	0-2-0	0-0-0	0-0	1	4	2018	Quarterfinals	Lost 2 games to 0
Columbus	1	0-1	2	1-1-0	0-0-0	0-0	3	4	2017	Quarterfinals	Lost Series Tie-Breaker
Philadelphia	1	1-0	1	1-0-0	0-0-0	0-0	3	1	2018	Wild Card	Won 1 games to 0
Toronto FC	1	0-1	2	0-2-0	0-0-0	0-0	0	7	2016	Quarterfinals	Lost 2 games to 0
Toronto FC	2	0-2	3	0-3-0	0-0-0	0-0	1	9	2019	Quarterfinals	Lost 1 games to 0
TOTALS	5	1-4	8	2-6-0	0-0-0	0-0	8	18			

NEW YORK CITY FC – ALL-TIME POSTSEASON RESULTS

DATE	OPPONENT	RESULT	ATT.	W-L-T	RD.	GOALS:
10/30/2016	at Toronto FC	L 0-2	28,220	0-1-0	QTR	TOR: Altidore (84) Ricketts (92+)
11/06/2016	Toronto FC	L 0-5	28,220	0-2-0	QTR	TOR: Giovinco (6,20,91+) Altidore (30) Osorio (50)
10/31/2017	at Columbus	L 1-4	14,416	0-1-0	QTR	NYC: Villa (78); CLB: Kamara (6) Artur (58) Meram (69) Afful (93+)
11/05/2017	Columbus	W 2-0	23,246	1-1-0	QTR	NYC: Villa (16) Struna (53)
10/31/2018	Philadelphia	W 3-1	15,153	1-0-0	WC	NYC: Tajouri-Shradi (10) Villa (26) Moralez (78); PHI: Burke (83)
11/04/2018	Atlanta	L 0-1	19,198	1-1-0	QTR	ATL: Remedi (37)
11/11/2018	at Atlanta	L 1-3	70,526	1-2-0	QTR	NYC: Chanot (45); ATL: Martinez (25,83) Almiron (42)
10/23/2019	Toronto FC	L 1-2	19,829	0-1-0	QTR	NYC: Tajouri-Shradi (69); TOR: Pozuelo (47,90)



NEW YORK CITY FC

ALL-TIME NEW YORK CITY FC POSTSEASON STATISTICS (2-6-0, 6 PTS.)

David Villa	7	7	612	3	0
Ismael Tajouri-Shradi	4	4	320	2	0
Maximiliano Moralez	6	6	540	1	3
Maxime Chanut	6	6	540	1	0
Andraz Struna	2	1	98	1	0
Ronald Matarrita	7	6	573	0	1
Anton Tinnerholm	4	4	360	0	1
Rodney Wallace	2	2	145	0	1
RJ Allen	2	2	135	0	0
Eloi Amagat	1	0	10	0	0
Jo Inge Berget	1	0	27	0	0
Federico Bravo	2	1	106	0	0
Frederic Brillant	4	4	360	0	0
Alexander Callens	5	5	412	0	0
Valentin Castellanos	3	1	141	0	0
Jack Harrison	4	4	349	0	0
Heber	1	0	30	0	0
Yangel Herrera	5	5	395	0	0
Andoni Iraola	2	2	180	0	0
Eirik Johansen	2	2	180	0	0
Sean Johnson	6	6	540	0	0
Frank Lampard	2	1	119	0	0
Jonathan Lewis	1	0	1	0	0
Mikey Lopez	1	1	61	0	0
Tommy McNamara	1	1	56	0	0
Jesus Medina	2	1	103	0	0
Steven Mendoza	1	1	86	0	0
Alexandru Mitrita	1	1	90	0	0
Ebenezer Ofori	1	0	27	0	0
Sean Okoli	2	0	19	0	0
Keaton Parks	1	1	60	0	0
Andrea Pirlo	2	1	75	0	0
Alexander Ring	6	6	540	0	0
Khiry Shelton	2	0	57	0	0
Ben Sweat	5	5	423	0	0
Tony Taylor	2	0	38	0	0
Ethan White	1	1	74	0	0
Team totals	8	8	720	8	6
Opponent totals	8	8	720	18	11

NYCFC INDIVIDUAL GOALKEEPING

GOALKEEPER	GP	GS	SV	GA	GAA	SO
Sean Johnson	6	6	14	11	1.83	1
Eirik Johansen	2	2	9	7	3.50	0
Team totals	8	8	23	18	2.25	1
Opponent totals	8	8	22	8	1.00	3



CAREER POSTSEASON STATISTICS FOR CURRENT NEW YORK CITY FC PLAYERS

UNF	POS	PLAYER	GP	GS	MIN	G	A	SHT	SOG	PKG	PKA	SKG	SKA	FC	FS	OFF	CK	C	E
6	D	Alexander Callens	5	5	412	0	0	0	0	0	0	0	0	7	4	1	0	1	1
11	M	Valentin Castellanos	3	1	141	0	0	8	4	0	0	0	0	6	5	4	0	0	0
4	D	Maxime Chanot	6	6	540	1	0	6	1	0	0	0	0	11	2	0	0	3	0
9	F	Heber	1	0	30	0	0	0	0	0	0	0	0	0	1	1	0	0	0
22	D	Ronald Matarrita	7	6	573	0	1	5	0	0	0	0	0	9	2	1	5	1	0
19	M	Jesus Medina	2	1	103	0	0	0	0	0	0	0	0	2	2	0	1	0	0
10	M	Maximiliano Moralez	6	6	540	1	3	9	3	0	0	0	0	9	19	5	23	2	0
55	D	Keaton Parks	1	1	60	0	0	0	0	0	0	0	0	1	0	0	0	0	0
8	M	Alexander Ring	6	6	540	0	0	2	0	0	0	0	0	7	3	0	0	1	0
29		Ismael Tajouri-Shradi	4	4	320	2	0	8	3	0	0	0	0	2	7	4	1	0	0
3	D	Anton Tinnerholm	4	4	360	0	1	2	1	0	0	0	0	5	4	0	0	0	0

UNF	POS	GOALKEEPER	GP	GS	MIN	SHTS	SV	GA	GAA	PKG	PKA	SKG	SKA	W	L	T	SO
1	GK	Sean Johnson	7	7	630	4	18	13	1.86	2	2	0	0	2	5	0	1



NEW YORK CITY FC

NEW YORK CITY FC INDIVIDUAL HIGH GAMES (2020)

Goals				
3	Valentin Castellanos	11/01/2020	vs. NYR	W 5-2
Assists				
3	Alexander Ring	10/03/2020	at MCF	W 3-2
Shots				
9	Valentin Castellanos	10/07/2020	vs. DC	W 4-1
Shots on Goal				
5	Valentin Castellanos	10/07/2020	vs. DC	W 4-1
5	Maximiliano Morales	10/24/2020	vs. MTL	W 3-1
Fouls Committed				
7	Valentin Castellanos	10/07/2020	vs. DC	W 4-1
Fouls Suffered				
7	James Sands	10/11/2020	vs. NE	L 1-2
Offside				
5	Alexander Ring	09/23/2020	vs. TOR	L 0-1
Saves				
8	Sean Johnson	03/07/2020	at TOR	L 0-1
Shots Faced				
9	Sean Johnson	03/07/2020	at TOR	L 0-1
9	Sean Johnson	10/18/2020	at CLB	L 1-3
Goals Allowed				
3	Sean Johnson	07/14/2020	at ORL	L 1-3
3	Sean Johnson	10/18/2020	at CLB	L 1-3
3	Sean Johnson	11/08/2020	at CHI	W 4-3

TEAM HIGH GAMES (2020)

Goals				
5	11/01/2020	vs. NYR	W 5-2	
Assists				
4	11/08/2020	at CHI	W 4-3	
Shots				
31	10/07/2020	vs. DC	W 4-1	
Shots on Goal				
12	10/07/2020	vs. DC	W 4-1	
Fouls Committed				
23	09/23/2020	vs. TOR	L 0-1	
Fouls Suffered				
21	07/20/2020	at MCF	W 1-0	
Corner Kicks				
13	07/14/2020	at ORL	L 1-3	
Offside				
11	10/24/2020	vs. MTL	W 3-1	
Saves				
8	03/07/2020	at TOR	L 0-1	
Shots Faced				
9	03/07/2020	at TOR	L 0-1	
9	10/18/2020	at CLB	L 1-3	
Goals Allowed				
3	07/14/2020	at ORL	L 1-3	
3	10/18/2020	at CLB	L 1-3	
3	11/08/2020	at CHI	W 4-3	

TEAM LOW GAMES (2020)

Shots				
7	03/01/2020	at CLB	L 0-1	
7	07/20/2020	at MCF	W 1-0	
Shots on Goal				
2	07/20/2020	at MCF	W 1-0	
2	08/20/2020	at NYR	L 0-1	
Fouls Committed				
9	07/09/2020	vs. PHI	L 0-1	
Fouls Suffered				
4	08/20/2020	at NYR	L 0-1	
Corner Kicks				
1	03/07/2020	at TOR	L 0-1	
1	10/03/2020	at MCF	W 3-2	
Offside				
0	03/01/2020	at CLB	L 0-1	
0	03/07/2020	at TOR	L 0-1	
0	08/20/2020	at NYR	L 0-1	
0	08/24/2020	vs. CLB	W 1-0	
Saves				
0	09/06/2020	at DC	T 0-0	
0	10/28/2020	at TOR	W 1-0	
Shots Faced				
0	09/06/2020	at DC	T 0-0	
0	10/28/2020	at TOR	W 1-0	

NEW YORK CITY FC INDIVIDUAL POSTSEASON HIGH GAMES (2016-19)

Goals				
1	8 times			
Assists				
2	Maximiliano Morales	10/31/2018	vs. PHI	W 3-1
Shots				
10	David Villa	10/31/2017	at CLB	L 1-4
Shots on Goal				
3	Valentin Castellanos	10/23/2019	vs. TOR	L 1-2
Fouls Committed				
4	Ronald Matarrita	10/31/2018	vs. PHI	W 3-1
4	David Villa	11/04/2018	vs. ATL	L 0-1
Fouls Suffered				
6	Maximiliano Morales	11/04/2018	vs. ATL	L 0-1
Offside				
4	Valentin Castellanos	10/23/2019	vs. TOR	L 1-2
Saves				
5	Eirik Johansen	11/06/2016	vs. TOR	L 0-5
5	Sean Johnson	10/23/2019	vs. TOR	L 1-2
Shots Faced				
10	Eirik Johansen	11/06/2016	vs. TOR	L 0-5
Goals Allowed				
5	Eirik Johansen	11/06/2016	vs. TOR	L 0-5

TEAM POSTSEASON HIGH GAMES (2016-19)

Goals				
3	10/31/2018	vs. PHI	W 3-1	
Assists				
4	10/31/2018	vs. PHI	W 3-1	
Shots				
19	10/31/2017	at CLB	L 1-4	
Shots on Goal				
7	10/23/2019	vs. TOR	L 1-2	
Fouls Committed				
20	11/11/2018	at ATL	L 1-3	
Fouls Suffered				
21	11/04/2018	vs. ATL	L 0-1	
Corner Kicks				
9	11/04/2018	vs. ATL	L 0-1	
Offside				
8	10/31/2018	vs. PHI	W 3-1	
8	10/23/2019	vs. TOR	L 1-2	
Saves				
5	11/06/2016	vs. TOR	L 0-5	
5	10/23/2019	vs. TOR	L 1-2	
Shots Faced				
10	11/06/2016	vs. TOR	L 0-5	
Goals Allowed				
5	11/06/2016	vs. TOR	L 0-5	

TEAM POSTSEASON LOW GAMES (2016-19)

Shots				
8	11/04/2018	vs. ATL	L 0-1	
Shots on Goal				
0	11/04/2018	vs. ATL	L 0-1	
Fouls Committed				
7	10/31/2017	at CLB	L 1-4	
Fouls Suffered				
4	10/31/2017	at CLB	L 1-4	
Corner Kicks				
2	10/31/2017	at CLB	L 1-4	
Offside				
0	10/31/2017	at CLB	L 1-4	
Saves				
1	11/05/2017	vs. CLB	W 2-0	
1	10/31/2018	vs. PHI	W 3-1	
1	11/11/2018	at ATL	L 1-3	
Shots Faced				
1	11/05/2017	vs. CLB	W 2-0	



2020 NEW YORK CITY FC STATISTICS (12-8-3, 39 pts.)

UNF	POS	PLAYER	GP	GS	MIN	G	A	SHT	SOG	FC	FS	OFF	CK	C	E
11	F	Valentin Castellanos	22	14	1341	6	3	74	34	55	26	14	0	7	0
19	M	Jesus Medina	22	18	1495	5	2	32	16	22	16	7	40	3	0
8	M	Alexander Ring	23	23	2016	4	4	26	8	43	19	12	1	5	0
3	D	Anton Tinnerholm	23	22	2001	4	4	21	6	27	27	4	1	5	0
28	F	Alexandru Mitrita	12	8	699	4	2	23	9	6	21	0	11	0	0
55	M	Keaton Parks	23	20	1733	3	1	40	16	25	11	1	0	5	0
29	F	Ismael Tajouri-Shradi	15	6	670	3	1	21	8	10	6	3	16	0	0
17	F	Gary Mackay-Steven	22	10	956	2	1	23	15	12	10	13	4	1	0
6	D	Alexander Callens	22	22	1934	2	0	9	3	28	15	0	0	6	0
10	M	Maximiliano Morales	13	10	875	1	4	13	7	10	24	4	33	0	0
9	F	Heber	12	11	893	1	2	26	14	16	7	5	0	2	0
15	M	Tony Rocha	11	0	51	1	0	3	1	4	2	0	0	0	0
22	D	Ronald Matarrita	21	19	1650	0	2	16	3	31	10	2	29	2	0
16	M	James Sands	16	16	1409	0	1	5	0	34	30	0	0	6	0
20	D	Gudmundur Thorarinnsson	19	7	682	0	1	5	1	7	6	0	14	1	0
26	M	Nicolas Acevedo	12	1	128	0	0	0	0	5	2	0	0	1	0
4	D	Maxime Chanot	20	20	1712	0	0	19	4	18	6	1	0	5	1
33	D	Sebastien Ibeagha	7	2	282	0	0	0	0	3	1	0	0	1	0
1	G	Sean Johnson	23	23	2070	0	0	0	0	0	2	0	0	1	0
25	D	Joe Scally	4	1	70	0	0	0	0	2	1	0	0	1	0
14	M	Juan Pablo Torres	2	0	2	0	0	0	0	0	0	0	0	0	0
23	M	Gedion Zelalem	1	0	14	0	0	0	0	0	0	0	0	0	0
13	G	Luis Barraza	0	0	0	0	0	0	0	0	0	0	0	0	0
24	D	Tayvon Gray	0	0	0	0	0	0	0	0	0	0	0	0	0
80	M	Justin Haak	0	0	0	0	0	0	0	0	0	0	0	0	0
41	G	Brad Stuver	0	0	0	0	0	0	0	0	0	0	0	0	0
		Own-goals received						1							
		Team totals	23	23	2070	37	28	356	145	358	254	66	149	52	1
		Opponent totals	23	23	2070	25	18	255	107	254	358	68	102	43	1

GAME-WINNING GOALS: Anton Tinnerholm 2, Ismael Tajouri-Shradi 2, Alexander Ring 2
 Alexandru Mitrita 2, Maximiliano Morales 1, Jesus Medina 1
 Valentin Castellanos 1

GAME-WINNING ASSISTS: Anton Tinnerholm 2, Alexander Ring 1, Maximiliano Morales 1
 Alexandru Mitrita 1, Jesus Medina 1, Heber 1

PENALTY KICK GOALS/ATTEMPTS: Valentin Castellanos 2-2, Ismael Tajouri-Shradi 1-1

NEW YORK CITY FC INDIVIDUAL GOALKEEPING

UNF	POS	GOALKEEPER	GP	GS	MIN	SHTS	SV	GA	GAA	PG	PA	W	L	T	SO
1	G	Sean Johnson	23	23	2070	107	81	25	1.09	3	4	12	8	3	7
		Team totals	23	23	2070	107	81	25	1.09	3	4	12	8	3	7
		Opponent totals	23	23	2070	145	106	37	1.61	3	3	8	12	3	7

* = Played with other teams in 2020. Only New York City FC statistics listed here.



NEW YORK CITY FC

NEW YORK CITY FC 2020 SCHEDULE

DAY	DATE	OPPONENT	RESULT	ATT.	W-L-T	POS.	PTS	NOTES:
Sun.	Mar. 1	at Columbus	L 0-1	17,473	0-1-0	T7	0	CLB: Zelarayan (56)
Sat.	Mar. 7	at Toronto FC	L 0-1	26,171	0-2-0	T10	0	TOR: Achara (81)
Thu.	July 9	Philadelphia	L 0-1		0-3-0	T11	0	PHI: Bedoya (63)
Tue.	July 14	at Orlando City S	L 1-3		0-4-0	T11	0	NYC: Medina (38); ORL: Mueller (4,10) Akindele (81)
Mon.	July 20	at Inter Miami CF	W 1-0		1-4-0	T11	3	NYC: Tajouri-Shradi (64)
Thu.	Aug. 20	at New York Red B	L 0-1		1-5-0	13	3	NYR: Duncan (59)
Mon.	Aug. 24	Columbus	W 1-0		2-5-0	T10	6	NYC: Ring (59)
Sat.	Aug. 29	Chicago	W 3-1		3-5-0	T8	9	NYC: Parks (16) Tinnerholm (53) Ring (75); CHI: Pineda (47+)
Wed.	Sept. 2	at New England	W 2-0		4-5-0	6	12	NYC: own goal (60) Heber (72)
Sun.	Sept. 6	at D.C. United	T 0-0		4-5-1	T6	13	
Sat.	Sept. 12	FC Cincinnati	W 2-1		5-5-1	5	16	NYC: Ring (39) Tinnerholm (55); CIN: Vazquez (74)
Sat.	Sept. 19	at New England	T 0-0		5-5-2	5	17	
Wed.	Sept. 23	Toronto FC	L 0-1		5-6-2	T6	17	TOR: Pozuelo (90)
Sat.	Sept. 26	FC Cincinnati	W 4-0		6-6-2	5	20	NYC: Mitrita (0:31,43) Tinnerholm (25) Medina (88)
Sat.	Oct. 3	at Inter Miami CF	W 3-2		7-6-2	5	23	NYC: Mitrita (4,43) Tinnerholm (35); MCF: Morgan (27,38)
Wed.	Oct. 7	D.C. United	W 4-1		8-6-2	5	26	NYC: Castellanos (4) Tajouri-Shradi (55,63) Parks (88); DC: Kamara (12)
Sun.	Oct. 11	New England	L 1-2		8-7-2	5	26	NYC: Callens (93+); NE: Bunbury (3) Nguyen (80)
Wed.	Oct. 14	at Orlando City S	T 1-1		8-7-3	6	27	NYC: Parks (43); ORL: Mueller (18)
Sun.	Oct. 18	at Columbus	L 1-3		8-8-3	6	27	NYC: Castellanos (55); CLB: Artur (26) Santos (50) Zardes (93+)
Sat.	Oct. 24	Montreal	W 3-1		9-8-3	5	30	NYC: Medina (68) Morales (83) Rocha (86); MTL: Quioto (89)
Wed.	Oct. 28	at Toronto FC	W 1-0		10-8-3	5	33	NYC: Medina (51)
Sun.	Nov. 1	New York Red Bull	W 5-2		11-8-3	5	36	NYC: Castellanos (12,76,84) Mackay-Steven (42) Ring (51); NYR: White (18) Casseres (38)
Sun.	Nov. 8	at Chicago	W 4-3		12-8-3	5	39	NYC: Callens (15) Mackay-Steven (32) Medina (37) Castellanos (77); CHI: Beric (33) Frankowski (42,43)



NEW YORK CITY FC

NEW YORK CITY FC – GAME-BY-GAME

#	Player	1	2	3	4	5	6	7	8	9	10	11	12	13	14	15	16	17	18	19	20	21	22	23	
1	Sean Johnson	90G	90G	90G	90G	90G	90G	90G	90G	90G	90G	90G	90G	90G	90G	90G	90G	90G	90G	90G	90G	90G	90G	90G	
3	Anton Tinnerholm	90D	90D	90D	90M	90D	90D	90D	90D	87D	90D	90D	25	90D	90D	90D	90D	90D	90D	90D	90D	90D	90D	89D	90D
4	Maxime Chanot	3D	90D	90D	90D	90D	90D	90D	90D	90D	90D	90D	90D	90D	90D	89D	90D	90D	90D	90D	90D	90D	90D	90D	90D
6	Alexander Callens	90D	90D	90D	90D	90D	90D	90D	90D	90D	90D	90D	90D	90D	90D	90D	90D	90D	90D	90D	90D	90D	90D	90D	45D
8	Alexander Ring	90M	90M	90M	90M	90M	87M	90M	90M	90M	90M	90M	90M	90M	90M	39M	90M	90M	90M	90M	90M	90M	90M	90M	90M
9	Heber	70F	90F	90F	90F	71F	65F	73F	74F	85F	65F	30													
10	Maximiliano Moralez	90M	80M	76M	11		45	64M	90M	30M										29	90F	90M	90M	90M	
11	Valentin Castellanos	20	18	89M	86F	90F	70F	19	25	17	16	5	25	57F	90F	90F	90F	90F	90F	90F	90F	90F	88F	86F	90F
13	Luis Barraza																								
14	Juan Pablo Torres																								
15	Tony Rocha																								
16	James Sands																								
17	Gary Mackay-Steven	90M	90D	90D	68D	90M	90D	90M	88M	87M	90M	90M	1												
19	Jesus Medina	10	14	4	11	20	1	11	73M	21	59	85M	70M	13	21	73M	20	73M	61M	78M	72M	85M	81M		
20	Gudmundur Thorarinnsson	14M	72M	45	68M	67M	90M	88M	79M	26	69M	85M	70M	51	69M	4	70M	89M	89M	90M	90M	89M	81M		
22	Ronald Matarrita	90D	90D	90M	90D	82D	90D	82D	90D	79D	90D	77D													
23	Gedion Zelalem																								
24	Tayvon Gray																								
25	Joe Scally																								
26	Nicolas Acevedo																								
28	Alexandru Mitrita	90M	72M		22	79M	20	89M	45M	17															
29	Ismael Tajouri-Shradi	18	76M	45	79M																				
33	Sebastien Ibeagha	49																							
41	Brad Stuver																								
55	Keaton Parks	27	90M	45M	22	23	70M	90M	90M	90M	69M	90M	90M	90M	86M	83M	89M	86M	89M	90M	89M	82M	85M	68M	
80	Justin Haak																								

"00" = 100 minutes played
 F/M/D/G = starting position



NEW YORK CITY FC

NEW YORK CITY FC – GAME-BY-GAME LOG

Game #1	03/01/2020	NYC 0 at CLB 1	L	
Game #2	03/07/2020	NYC 0 at TOR 1	L	
Game #3	07/09/2020	NYC 0 vs PHI 1	L	
Game #4	07/14/2020	NYC 1 at ORL 3	L	
Game #5	07/20/2020	NYC 1 at MCF 0	W	Medina 1 (Heber 1) 38
Game #6	08/20/2020	NYC 0 at NYR 1	L	Tajouri-Shradi 1 (Mitrita 1) 64
Game #7	08/24/2020	NYC 1 vs CLB 0	W	Ring 1 (Heber 2) 59
Game #8	08/29/2020	NYC 3 vs CHI 1	W	Parks 1 (Mitrita 2) 16; Tinnerholm 1 (Moralez 1) 53; Ring 2 (Tinnerholm 1) 75
Game #9	09/02/2020	NYC 2 at NE 0	W	own goal (Mancienne) 60; Heber 1 (Matarrita 1) 72
Game #10	09/06/2020	NYC 0 at DC 0	T	Ring 3 (Mackay-Steven 1) 39; Tinnerholm 2 (unassisted) 55
Game #11	09/12/2020	NYC 2 vs CIN 1	W	
Game #12	09/19/2020	NYC 0 at NE 0	T	
Game #13	09/23/2020	NYC 0 vs TOR 1	L	
Game #14	09/26/2020	NYC 4 vs CIN 0	W	Mitrita 1 (Tinnerholm 2) 0:30; Tinnerholm 3 (Tajouri-Shradi 1) 25; Mitrita 2 (Sands 1) 43; Medina 2 (free kick) 88
Game #15	10/03/2020	NYC 3 at MCF 2	W	Mitrita 3 (Ring 1) 4; Tinnerholm 4 (Ring 2) 35; Mitrita 4 (Ring 3) 43
Game #16	10/07/2020	NYC 4 vs DC 1	W	Castellanos 1 (penalty kick) 4; Tajouri-Shradi 2 (penalty kick) 55; Tajouri-Shradi 3 (Tinnerholm 3, Castellanos 1) 63
Game #17	10/11/2020	NYC 1 vs NE 2	L	Parks 2 (Thorarinnsson 1) 88
Game #18	10/14/2020	NYC 1 at ORL 1	T	Callens 1 (Ring 4) 93+
Game #19	10/18/2020	NYC 1 at CLB 3	L	Parks 3 (unassisted) 43
Game #20	10/24/2020	NYC 3 vs MTL 1	W	Castellanos 2 (Medina 1) 55
Game #21	10/28/2020	NYC 1 at TOR 0	W	Medina 3 (unassisted) 68; Moralez 1 (Tinnerholm 4) 83; Rocha 1 (Matarrita 2) 86
Game #22	11/01/2020	NYC 5 vs NYR 2	W	Medina 4 (unassisted) 51
Game #23	11/08/2020	NYC 4 at CHI 3	W	Castellanos 3 (Moralez 2) 12; Mackay-Steven 1 (Castellanos 2) 42; Ring 4 (Medina 2) 51; Castellanos 4 (unassisted) 76;
				Castellanos 5 (penalty kick) 84
				Callens 2 (Moralez 3) 15; Mackay-Steven 2 (Castellanos 3) 32; Medina 5 (Moralez 4, Parks 1) 37;
				Castellanos 6 (unassisted) 77



NEW YORK CITY FC

NEW YORK CITY FC – CUP COMPETITIONS – GAME-BY-GAME

#	Player	CONCACAF CHAMPIONS LEAGUE			MLS IS BACK KNOCKOUT			
		R161 ADSC	R162 ADSC	QF1 TIGR	R16 TOR	IS FOR	BACK FOR	KNOCKOUT
1	Sean Johnson	90G	90G	90G	90G	90G	90G	90F
3	Anton Tinnerholm	62D	90D	90D	90D	90D	90D	90D
4	Maxime Chanot	90D	90D	90D	90D	90D	90D	90D
6	Alexander Callens	90D	90D	90D	90D	90D	90D	90D
8	Alexander Ring	90M	90M	90M	90M	90M	90M	90M
9	Heber	64F	65F	65F	19	18	18	18
10	Maximiliano Moralez	26	63M	15	54	34	54	34
11	Valentin Castellanos	26	90F	25	71F	90F	71F	90F
13	Luis Barraza							
14	Juan Pablo Torres							
15	Tony Rocha							
16	James Sands	90M	90M	90M	90M	90M	90M	90M
17	Gary Mackay-Steven	14	14	17	18	56M	18	56M
19	Jesus Medina	90M	90M	17	84M	72M	84M	72M
20	Gudmundur Thorarinnsson							
22	Ronald Matarrita	90D	90D	90D	90D	90D	90D	90D
23	Gedion Zelalem							
24	Tayvon Gray							
25	Joe Scally	28						
26	Nicolas Acevedo				6			
28	Alexandru Mitrita	90M	90M	90M	72M	72M	72M	72M
29	Ismael Tajouri-Shradi	27	27	73M	30M			
33	Sebastien Ibeagha	27	27					
41	Brad Stuver							
55	Keaton Parks	64M		75M	6	18	6	18
80	Justin Haak							

CONCACAF CHAMPIONS LEAGUE

R161	02/20/2020	NYC 5 at SANCRL	3	W	Heber (Matarrita) 13; Héber (Tinnerholm) 35; Héber (penalty kick) 52; Callens (Mitrita) 61; Mitrita (unassisted) 92+
R162	02/25/2020	NYC 1 vs SANCRL	0	W	Callens (Mitrita) 41
QF1	03/11/2020	NYC 0 vs TIGRES	1	L	

MLS IS BACK KNOCKOUT STAGE

R16	07/26/2020	NYC 3 vs TOR	1	W	Medina 2 (Tinnerholm 1) 5; Castellanos 1 (Moralez 1) 55; Moralez 1 (Héber 2, Mackay-Steven 1) 81
QF	08/01/2020	NYC 1 vs POR	3	L	Medina 3 (penalty kick) 27



NEW YORK RED BULLS

2020 RECORD

	GP	W-L-T	PTS	GF	GA
Red Bulls	23	9-9-5	32	29	31

RECORD at RED BULL ARENA

	GP	W-L-T	PTS	GF	GA
	10	5-4-1	16	13	12

RECORD on road

	GP	W-L-T	PTS	GF	GA
	10	3-3-4	13	15	15

RECORD at the half

	W	L	T
LEADING	5	0	2
TIED	4	4	2
TRAILING	0	5	1

RECORD with the first goal

	W	L	T
SCORING	8	1	3
CONCEDING	1	8	2

TEAM COMPARISONS

	FOR	AGAINST
GOALS SCORED	1.26 (17th)	1.35 (13th)
TOTAL SHOTS	10.65 (22nd)	11.30 (9th)
SHOTS ON GOAL	3.74 (21st)	4.17 (12th)
SHOOTING ACCURACY	35.1% (18th)	36.9% (14th)
SCORING %AGE	11.8% (12th)	11.9% (17th)
FOULS	12.52 (13th)	12.22 (10th)
CORNER KICKS	4.74 (13th)	4.61 (9th)
OFFSIDE	2.04 (6th)	1.91 (19th)

GOALS SCORED IN GAME

GP	0	1	2	3	4+	TOT	AVG
23	6	10	4	1	2	29	1.26

GOALS ALLOWED IN GAME

GP	0	1	2	3	4+	TOT	AVG
23	5	10	5	2	1	31	1.35

GOALS BY INTERVALS

	TOT	0-15	16-30	31-45+	46-60	61-75	76-90+
FOR	29	4	6	4	8	1	6
AGAINST	31	2	3	6	9	2	9

WHERE THE GOALS COME FROM

	FOR	AGAINST
GOALS SCORED	29	31
MINUTES PER GOAL	71	67

HOW SCORED

RIGHT FOOT	19	19
LEFT FOOT	8	8
HEADERS	2	4
OTHER	0	0

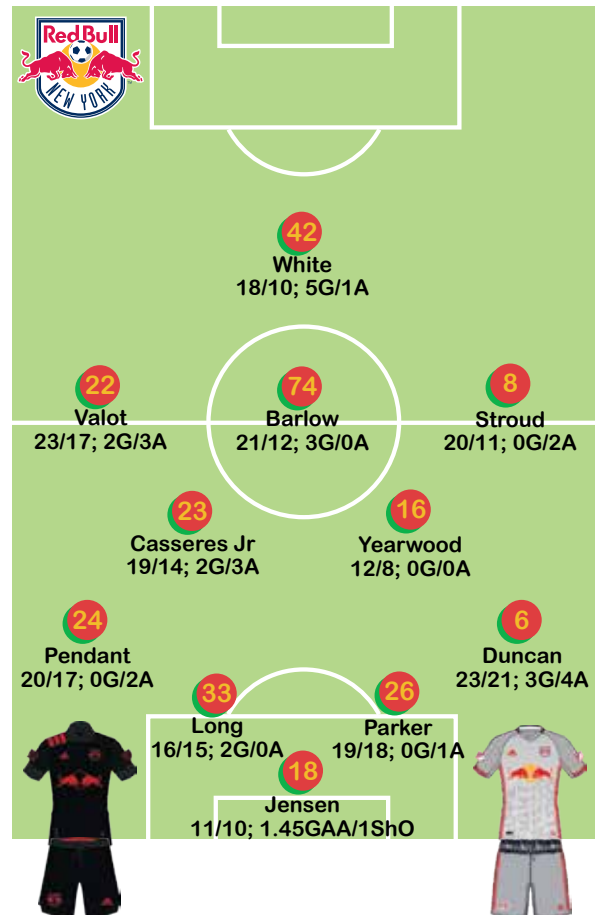
TYPE OF PLAY

OPEN PLAY	16	16
CROSS	2	5
CORNER	5	1
REBOUND	2	3
PENALTIES	1	3
DIRECT FROM FREE KICK	0	2
FREE KICK (INDIRECT)	3	0
OWN GOALS	0	1

DISTANCE

INSIDE GOAL AREA	6	6
INSIDE PENALTY AREA	18	16
OUTSIDE PENALTY AREA	5	9

PRIMARY TEAM





NEW YORK RED BULLS

No.	Player	Pos	Ht	Wt	Birthdate	Birthplace	2020				CAREER				
							GP	GS	G	A	GP	GS	G	A	
1	David Jensen	GK	6-5	205	03/25/1992	Hillerod, Denmark	11	10	0	0	11	10	0	0	
MLS Season: 1. Last club: FC Utrecht (Netherlands).															
3	Amro Tarek	DF	6-3	193	05/17/1992	Assuit, Egypt	12	10	0	0	53	48	2	1	
MLS Season: 4. Last club: Orlando City. International: Egypt 2/0															
6	Kyle Duncan	DF	5-10	150	08/08/1997	New York, NY	23	21	3	4	40	38	4	7	
MLS Season: 3. Last club: Valenciennes U19 (France)															
7	Patrick Seagrist	DF	6-0	160	02/21/1998	Streamwood, IL	3	3	0	0	3	3	0	0	
MLS Season: 1. 2020 SuperDraft: Round 1, Pick 10 (Marquette)															
8	Jared Stroud	MF	5-10	160	07/10/1996	Chester, NJ	20	11	0	2	20	11	0	2	
MLS Season: 1. Last club: Red Bulls Academy. College: Colgate															
10	Kaku	MF	5-7	150	01/11/1995	Ciudadela, Argentina	16	13	2	5	72	63	13	25	
Designated Player. MLS Season: 3. Last club: Club Atletico Huracan (Argentina). International: Paraguay 5/2															
11	Samuel Tetteh	FW	5-11	150	07/28/1996	Accra, Ghana	10	4	0	0	10	4	0	0	
MLS Season: 1. Last club: Red Bull Salzburg (Austria). International: Ghana 8/1															
15	Sean Nealis	DF	6-4	185	01/13/1997	Massapequa, NY	6	5	0	1	15	8	1	2	
MLS Season: 2. 2019 SuperDraft: Round 2, Pick 25 (Hofstra)															
16	Dru Yearwood	MF	5-9	140	02/17/2000	Harlow, England	12	8	0	0	12	8	0	0	
Designated Player. MLS Season: 1. Last club: Brentford FC (England)															
17	Ben Mines	MF	5-9	150	05/13/2000	Ridgefield, CT	5	1	1	1	6	2	2	1	
Homegrown Player. MLS Season: 3. Last club: Red Bulls Academy															
18	Ryan Meara	GK	6-4	185	11/15/1990	Crestwood, NY	13	13	0	0	36	36	0	0	
MLS Season: 9. Last club: New York City FC. 2012 SuperDraft: Round 2, Pick 31 (Fordham)															
21	Omir Fernandez	MF	5-9	155	02/08/1999	Bronx, NY	15	5	2	1	33	8	4	3	
Homegrown Player. MLS Season: 2. College: Wake Forest															
22	Florian Valot	MF	5-9	165	02/12/1993	Monaco, France	23	17	2	3	39	32	5	9	
MLS Season: 2. Last club: New York Red Bulls II. College: Rider															
23	Cristian Casseres Jr.	MF	5-9	150	01/20/2000	Caracas, Venezuela	19	14	2	3	45	36	5	7	
MLS Season: 3. Last club: Deportivo La Guaira (Venezuela)															
24	Jason Pendant	DF	5-10	165	02/09/1997	Sarcelles, France	20	17	0	2	20	17	0	2	
MLS Season: 1. Last club: FC Sochaux-Montbéliard (France)															
25	Mathias Jorgensen	FW	6-1	155	09/20/2000	Hundested, Denmark	8	2	0	0	13	3	0	0	
MLS Season: 2. Last club: Odense Boldklub (Denmark)															
26	Tim Parker	DF	6-2	195	02/23/1993	Hicksville, NY	19	18	0	1	155	147	2	4	
MLS Season: 6. Last club: Vancouver Whitecaps FC. 2015 SuperDraft: Round 1, Pick 13 (St. John's [N.Y.]). International: USA 2/0															
27	Sean Davis	MF	6-0	165	02/08/1993	Long Branch, NJ	14	13	0	1	138	107	4	19	
Homegrown Player. MLS Season: 6. Last club: Red Bulls Academy. College: Duke															
33	Aaron Long	DF	6-1	190	10/12/1992	Oak Hills, CA	16	15	2	0	105	100	8	3	
MLS Season: 7. 2014 SuperDraft: Round 2, Pick 36 (California-Riverside). International: USA 17/3															
37	Caden Clark	MF	5-11	155	05/27/2003	Medina, MN	7	3	2	0	7	3	2	0	
Homegrown Player. MLS Season: 1. Last club: Red Bulls Academy															
39	Mandela Egbo	DF	5-11	165	09/17/1997	London, England	9	6	1	1	9	6	1	1	
MLS Season: 1. Last club: SV Darmstadt 98 (Germany)															
40	Kendall McIntosh	GK	6-0	175	01/24/1994	Santa Rosa, CA	0	0	0	0	0	0	0	0	
MLS Season: 4. Last club: Portland Timbers 2 (USL). College: Santa Clara															
42	Brian White	FW	5-10	170	02/03/1996	Flemington, NJ	18	10	5	1	42	29	15	3	
MLS Season: 3. Last club: New York Red Bulls II (USL). 2018 SuperDraft: Round 1, Pick 16 (Duke)															
47	John Tolkin	DF	5-7	135	07/31/2002	Chatham, NJ	0	0	0	0	0	0	0	0	
Homegrown Player. MLS Season: 1. Last club: Red Bulls Academy															
74	Tom Barlow	FW	6-2	185	07/08/1995	St. Louis, MO	21	12	3	0	33	20	6	0	
MLS Season: 2. Last club: New York Red Bulls II (USL). College: Wisconsin															
77	Daniel Royer	MF	5-10	160	05/22/1990	Schladming, Austria	20	15	4	3	112	91	39	17	
MLS Season: 5. Last club: FC Midtjylland (Denmark). International: Austria 5/0															
80	Chris Lema	MF	5-10	160	08/05/1996	Ridgefield, NJ	0	0	0	0	0	0	0	0	
MLS Season: 1. Last club: Red Bulls Academy. College: Georgetown															
90	Marc Rzatkowski	MF	5-7	145	03/02/1990	Bochum, Germany	16	7	0	1	68	49	4	16	
MLS Season: 3. Last club: Red Bull Salzburg (Austria)															

HEAD COACH : Bradley Carnell

01/21/1977

W6 L5 T3



NEW YORK RED BULLS

NEW YORK RED BULLS/METROSTARS PLAYOFF HISTORY

vs. Team	No. of Series	Series	W-L	GP	W-L-T	OT	ShO	GF	GA	Mtg.	Round	Series Result
Atlanta	1	0-1	2	1-1-0	0-0-0	0-0	0	1	3	2018	Semifinals	Lost Series Tie-Breaker
Chicago	2	1-1	4	2-2-0	0-0-0	0-0	0	8	6	2017	Wild Card	Won 1 games to 0
Columbus	4	1-3	7	2-5-0	0-0-0	0-1	9	12	2018	Quarterfinals	Won Series Tie-Breaker	
D.C. United	6	2-4	13	4-7-2	0-0-0	1-0	10	15	2015	Quarterfinals	Won 2 games to 0	
FC Dallas	2	2-0	3	3-0-0	1-0-0	0-0	6	2	2011	Wild Card	Won 1 games to 0	
Houston	2	1-1	4	1-1-2	0-1-0	0-0	7	5	2013	Quarterfinals	Lost 1 games to 0	
Kansas City	1	1-0	1	1-0-0	0-0-0	0-0	2	1	2014	Wild Card	Won 1 games to 0	
Los Angeles	2	0-2	5	1-3-1	0-0-1	0-0	8	9	2011	Quarterfinals	Lost 2 games to 0	
Montreal	1	0-1	2	0-2-0	0-0-0	0-0	1	3	2016	Quarterfinals	Lost 2 games to 0	
New England	4	0-4	8	1-4-3	0-0-0	0-0	6	11	2014	Semifinals	Lost 1 games to 0	
Philadelphia	1	0-1	1	0-1-0	0-1-0	0-0	3	4	2019	Wild Card	Lost 1 games to 0	
Real Salt Lake	1	1-0	1	1-0-0	0-0-0	0-0	1	0	2008	Semifinals	Won 1 games to 0	
San Jose	1	0-1	2	1-1-0	0-0-0	0-0	2	3	2010	Quarterfinals	Lost Series Tie-Breaker	
Toronto FC	1	0-1	2	1-1-0	0-0-0	0-0	2	2	2017	Quarterfinals	Lost Series Tie-Breaker	
TOTALS	29	9-20	55	19-28-8	1-2-1	1-1	66	76				

NEW YORK RED BULLS/METROSTARS – ALL-TIME POSTSEASON RESULTS

DATE	OPPONENT	RESULT	ATT.	W-L-T	RD.	GOALS:
09/24/1996	D.C. United	W 3-2	14,416	1-0-0	QTR	MET: De Avila (38) Savarese (75); DC: Diaz Arce (24) Moreno (56)
09/27/1996	at D.C. United	L 0-1	21,442	1-1-0	QTR	DC: Etcheverry (72)
10/02/1996	at D.C. United	L 1-2	20,423	1-2-0	QTR	MET: De Avila (86); DC: Rammel (67) Diaz Arce (89)
09/30/1998	at Columbus	L 3-5	10,996	0-1-0	QTR	MET: Hurtado (53) Sorber (60) Joseph (80); CLB: McBride (9,12) Smith (33) Farrell (38) John (58)
10/03/1998	Columbus	L 1-2	11,686	0-2-0	QTR	MET: Ramos (13); CLB: John (22)
09/15/2000	Dallas	W 2-1 (OT)	14,868	1-0-0	QTR	MET: Mathis (34) Valencia (100); DAL: Rhine (67)
09/20/2000	at Dallas	W 2-1	7,555	2-0-0	QTR	MET: Mathis (53,81); DAL: J. Rodriguez (82)
09/26/2000	at Chicago	L 0-3	7,141	2-1-0	SEM	CHI: Stoitchkov (21) Kovalenko (35) Razov (84)
09/30/2000	Chicago	W 2-0	15,476	3-1-0	SEM	MET: Chung (40) Valencia (84)
10/06/2000	at Chicago	L 2-3	10,133	3-2-0	SEM	MET: Valencia (32,36); CHI: Brown (3) Stoitchkov (31) Razov (88)
09/23/2001	at Los Angeles	T 1-1 (OT)	11,580	0-0-1	QTR	MET: Faria (29); LA: Caligiuri (63)
09/26/2001	Los Angeles	W 4-1	12,817	1-0-1	QTR	MET: Faria (72,80) Chung (75) Valencia (83); LA: Victorine (4)
09/29/2001	at Los Angeles	L 2-4 (ST)	6,154	1-1-1	QTR	MET: Villegas (49,61); LA: Victorine (21,33) Frye (56) Cienfuegos (98)
11/01/2003	New England	L 0-2	10,211	0-1-0	QTR	NE: Fabbro (17) Noonan (65)
11/09/2003	at New England	T 1-1	14,823	0-1-1	QTR	MET: Guevara (45); NE: Noonan (21)
10/23/2004	D.C. United	L 0-2	11,161	0-1-0	QTR	DC: Stewart (67) Eskandarian (88)
10/30/2004	at D.C. United	L 0-2	15,763	0-2-0	QTR	DC: Moreno (85) Namoff (89)
10/22/2005	New England	W 1-0	10,003	1-0-0	QTR	MET: Guevara (34)
10/29/2005	at New England	L 1-3	9,581	1-1-0	QTR	MET: Djorkaeff (59); NE: Cancela (68) Noonan (73) Smith (83)
10/21/2006	D.C. United	L 0-1	8,630	0-1-0	QTR	DC: Gomez (77)
10/29/2006	at D.C. United	T 1-1	21,455	0-1-1	QTR	NY: Altidore (70); DC: Gomez (86)
10/27/2007	New England	T 0-0	14,165	0-0-1	QTR	
11/03/2007	at New England	L 0-1	10,116	0-1-1	QTR	NE: Twellman (64)
11/01/2008	Houston	T 1-1	11,578	0-0-1	QTR	NY: Angel (48); HOU: Kamara (85)
11/09/2008	at Houston	W 3-0	30,053	1-0-1	QTR	NY: Richards (25) Angel (36) Wolyniec (81)
11/15/2008	at Real Salt Lake	W 1-0	20,008	1-0-1	SEM	NY: van den Bergh (28)
11/23/2008	at Columbus	L 1-3	27,000	2-1-1	FIN	NY: Wolyniec (51); CLB: Moreno (31) Marshall (53) Hejduk (82)
10/30/2010	at San Jose	W 1-0	10,525	1-0-0	QTR	NY: Lindpere (56)
11/04/2010	San Jose	L 1-3	22,839	1-1-0	QTR	NY: Angel (78); SJ: Convey (6,76) Wondolowski (81)
10/26/2011	at FC Dallas	W 2-0	10,017	1-0-0	WC	NY: Lindpere (61) Henry (90)
10/30/2011	Los Angeles	L 0-1	22,663	1-1-0	QTR	LA: Magee (15)
11/03/2011	at Los Angeles	L 1-2	27,000	1-2-0	QTR	NY: Rodgers (4); LA: Magee (42) Donovan (75)
11/03/2012	at D.C. United	T 1-1	17,556	0-0-1	QTR	NY: own goal (65); DC: own goal (61)
11/08/2012	D.C. United	L 0-1	14,035	0-1-1	QTR	DC: DeLeon (88)
11/03/2013	at Houston	T 2-2	20,626	0-0-1	QTR	NY: Cahill (22) Alexander (32); HOU: R. Clark (51) Cummings (92+)
11/06/2013	Houston	L 1-2 (OT)	22,264	0-1-1	QTR	NY: Wright-Phillips (23); HOU: Davis (36) Cummings (104)
10/30/2014	Sporting KC	W 2-1	15,518	1-0-0	WC	NY: Wright-Phillips (77,90); KC: Dwyer (53)
11/02/2014	D.C. United	W 2-0	18,054	2-0-0	QTR	NY: Wright-Phillips (40) Luyindula (73)
11/08/2014	at D.C. United	L 1-2	20,187	2-1-0	QTR	NY: Luyindula (57); DC: DeLeon (37) Franklin (91+)
11/23/2014	New England	L 1-2	25,000	2-2-0	SEM	NY: Wright-Phillips (27); NE: Bunbury (17) Jones (85)
11/29/2014	at New England	T 2-2	32,698	2-2-1	SEM	NY: Cahill (26) Luyindula (52); NE: Davies (41,70)



NEW YORK RED BULLS

DATE	OPPONENT	RESULT	ATT.	W-L-T	RD.	GOALS:
11/01/2015	at D.C. United	W 1-0	19,525	1-0-0	QTR	NYR: McCarty (72)
11/08/2015	D.C. United	W 1-0	25,219	2-0-0	QTR	NYR: B. Wright-Philli (92+)
11/22/2015	at Columbus	L 0-2	21,617	2-1-0	SEM	CLB: Meram (0:09) Kamara (85)
11/29/2015	Columbus	W 1-0	25,219	3-1-0	SEM	NYR: Abang (93+)
10/30/2016	at Montreal	L 0-1	15,027	0-1-0	QTR	MTL: Mancosu (61)
11/06/2016	Montreal	L 1-2	24,314	0-2-0	QTR	NYR: B. Wright-Phillips (77); MTL: Piatti (51,85)
10/25/2017	at Chicago	W 4-0	11,647	1-0-0	WC	NYR: Wright-Phillips (7) Kljestan (11) Royer (70) Veron (87)
10/30/2017	Toronto FC	L 1-2	18,107	1-1-0	QTR	NYR: Royer (48+); TOR: Vazquez (8) Giovinco (72)
11/05/2017	at Toronto FC	W 1-0	29,974	2-1-0	QTR	NYR: Wright-Phillips (54)
11/04/2018	at Columbus	L 0-1	12,892	0-1-0	QTR	CLB: Zardes (61)
11/11/2018	Columbus	W 3-0	22,789	1-1-0	QTR	NYR: Muyl (17) Royer (73,76)
11/25/2018	at Atlanta	L 0-3	70,016	1-2-0	SEM	ATL: Martinez (32) Escobar (71) Villalba (95+)
11/29/2018	Atlanta	W 1-0	22,137	2-2-0	SEM	NYR: Parker (94+)
10/20/2019	at Philadelphia	L 3-4 (OT)	18,530	0-1-0	WC	NYR: Sims (6) Parker (24) Barlow (49+); PHI: Bedoya (30) Elliott (52) Picault (78) Fabian (106+)



ALL-TIME METROSTARS-N.Y. RED BULLS POSTSEASON STATISTICS (19-27-9, 63 PTS.)

PLAYER	GP	GS	MIN	G	A
Bradley Wright-Phillips	20	18	1624	9	2
Adolfo Valencia	8	8	714	5	4
Daniel Royer	9	8	705	4	5
Peguy Luyindula	7	5	444	3	2
Clint Mathis	9	7	708	3	2
Rodrigo Faria	3	3	274	3	1
Juan Pablo Angel	8	8	694	3	0
Mark Chung	8	8	748	2	2
Petter Villegas	8	8	712	2	2
Tim Cahill	9	6	623	2	1
Antony De Avila	3	3	270	2	1
Amado Guevara	8	8	720	2	1
John Wolyniec	10	8	701	2	1
Joel Lindpere	7	7	625	2	0
Tim Parker	5	5	480	2	0
Thierry Henry	13	12	1107	1	7
Dane Richards	11	11	976	1	3
Miles Joseph	5	4	391	1	2
Sacha Kljestan	9	9	765	1	2
Mike Sorber	2	2	180	1	2
Youri Djorkaeff	3	3	270	1	1
Dax McCarty	17	17	1503	1	1
Alex Muyl	8	6	562	1	1
Gonzalo Veron	9	2	295	1	1
Anatole Abang	2	0	22	1	0
Eric Alexander	7	6	512	1	0
Jozy Altidore	4	4	360	1	0
Tom Barlow	1	1	84	1	0
Eduardo Hurtado	2	2	180	1	0
Tab Ramos	9	8	746	1	0
Luke Rodgers	2	2	170	1	0
Giovanni Savarese	5	1	175	1	0
Josh Sims	1	1	29	1	0
Dave van den Bergh	6	6	525	1	0
Kaku	5	5	430	0	3
Tyler Adams	7	7	630	0	2
Alex Comas	5	2	194	0	2
Roberto Donadoni	3	3	270	0	2
Daniel Hernandez	3	3	288	0	2
Damien Perrinelle	6	6	493	0	2
Mike Petke	9	9	785	0	2
Lloyd Sam	11	10	897	0	2
Juan Agudelo	3	2	200	0	1
Mehdi Ballouchy	5	2	223	0	1
Sean Davis	8	6	551	0	1
Sergio Galvan Rey	4	2	250	0	1
Gilmar	2	1	73	0	1
Aaron Long	8	8	750	0	1
Roy Myers	5	4	364	0	1
Ambroise Oyongo	5	2	218	0	1
Ross Paule	3	2	186	0	1
Marc Rzatkowski	4	1	166	0	1
Sinisa Ubiparipovic	6	4	315	0	1
Jeff Agoos	2	2	180	0	0
Chris Albright	2	2	174	0	0
Pedro Alvarez	2	0	35	0	0
Mike Ammann	2	2	180	0	0
Armando	1	0	1	0	0
Stephane Auvray	1	0	74	0	0
Brandon Barklage	2	1	127	0	0
Edgar Bartolomeu	1	0	19	0	0
Vincent Bezecourt	1	0	8	0	0
Ruben Bover	1	0	1	0	0
Andrew Boyens	2	2	180	0	0
Michael Bradley	2	2	180	0	0
Pablo Brenes	2	2	170	0	0
Rece Buckmaster	1	1	120	0	0
Nicola Caricola	2	2	164	0	0
David Carney	2	2	210	0	0
Cristian Casseres Jr.	1	1	120	0	0
Danny Cepero	4	4	360	0	0
Ricardo Clark	4	4	360	0	0
Aurelien Collin	2	2	180	0	0
Jon Conway	4	4	360	0	0
Kenny Cooper	2	1	100	0	0
Ramiro Corrales	1	0	14	0	0
Bounaoundoul	2	2	180	0	0
Omer Damari	1	0	7	0	0
Cristian da Silva	2	1	110	0	0
Digao	1	0	1	0	0
Joey DiGiamarino	1	1	71	0	0
Francis Doe	1	1	68	0	0
Thomas Dooley	2	1	77	0	0
Mike Duhaney	2	2	180	0	0
Todd Dunivant	2	2	180	0	0
Chris Duvall	2	2	180	0	0
Richard Eckersley	5	5	435	0	0
Fabian Espindola	1	0	57	0	0
Derrick Etienne Jr.	5	0	98	0	0
Gilberto Flores	1	1	30	0	0
Hunter Freeman	2	2	180	0	0
Eddie Gaven	6	5	495	0	0
Ted Gillen	1	1	33	0	0

NEW YORK RED BULLS

Cornell Glen	2	1	125	0	0
Kevin Goldthwaite	4	4	360	0	0
Paul Grafer	3	3	280	0	0
Taylor Graham	2	0	2	0	0
Mike Grella	6	5	381	0	0
Jeremy Hall	2	0	7	0	0
Rhett Hartly	3	3	183	0	0
Chris Henderson	2	0	49	0	0
Jason Hernandez	2	2	180	0	0
Markus Holgersson	4	4	390	0	0
Tim Howard	3	3	288	0	0
Salou Ibrahim	1	0	6	0	0
Andreas Ivan	2	0	37	0	0
Diego Jimenez	4	4	360	0	0
Rob Johnson	3	0	100	0	0
Steve Jolley	10	10	928	0	0
Andrzej Juskowiak	1	1	60	0	0
Macoumba Kandji	2	0	14	0	0
Stephen Keel	3	3	270	0	0
Brian Kelly	1	1	45	0	0
Matt Knowles	3	1	178	0	0
Dema Kovalenko	4	4	359	0	0
Connor Lade	7	4	329	0	0
Alexi Lalas	2	2	180	0	0
Kemar Lawrence	11	11	1000	0	0
Jacob LeBlanc	1	0	13	0	0
Chris Leitch	9	8	719	0	0
Sebastien Le Toux	1	1	80	0	0
Mark Lisi	6	3	352	0	0
Mike Magee	3	1	89	0	0
Rafa Marquez	6	6	480	0	0
Felipe Martins	9	9	771	0	0
Lothar Matthaus	5	5	460	0	0
Carlos Mendes	11	9	804	0	0
Tony Meola	7	7	630	0	0
Matt Miazga	4	4	360	0	0
Roy Miller	10	8	754	0	0
Michael Amir Murillo	7	7	587	0	0
Mike Nugent	1	0	34	0	0
Jamison Olave	6	6	515	0	0
Arley Palacios	2	2	180	0	0
Jeff Parke	6	6	540	0	0
Heath Pearce	2	2	180	0	0
Orlando Perez	3	3	288	0	0
Juan Pietravallo	2	0	20	0	0
Eddie Pope	4	4	360	0	0
Ante Razov	1	0	5	0	0
Tim Ream	5	5	450	0	0
Tim Regan	1	1	75	0	0
Claudio Reyna	2	2	112	0	0
Carl Robinson	1	0	1	0	0
Luis Robles	23	23	2130	0	0
Jorge Rojas	2	0	79	0	0
Jim Rooney	1	1	45	0	0
Frank Rost	3	3	270	0	0
Luke Sassano	4	4	341	0	0
Markus Schopp	2	2	131	0	0
Ibrahim Sekagya	7	7	656	0	0
Mark Semioli	3	0	71	0	0
Steve Shak	2	0	6	0	0
Damian Silvera	2	1	149	0	0
Jan Gunnar Solli	2	2	169	0	0
Diego Sonora	2	2	146	0	0
Seth Stammer	6	6	540	0	0
Jonny Steele	2	2	188	0	0
Teemu Tainio	5	5	376	0	0
Joselito Vaca	1	0	15	0	0
Marcelo Vega	1	1	75	0	0
Peter Vermes	3	3	270	0	0
Joe Vide	1	1	77	0	0
Jonny Walker	4	4	360	0	0
Billy Walsh	10	6	611	0	0
Brian White	2	0	26	0	0
Richie Williams	4	4	325	0	0
A.J. Wood	2	2	96	0	0
Shaun Wright-Phillips	2	0	23	0	0
Marvell Wynne	2	2	179	0	0
Jeff Zaun	3	3	211	0	0
Craig Ziadie	2	2	103	0	0
Sal Zizzo	6	5	451	0	0
Ronald Zubar	4	3	309	0	0
Own-goals received				1	
Team totals	55	55	5038	66	72
Opponent totals	55	55	5038	76	87

METROSTARS-N.Y. RED BULLS		INDIVIDUAL GOALKEEPING				
GOALKEEPER	GP	GS	SV	GA	GAA	SO
Jon Conway	4	4	13	3	0.75	1
Danny Cepero	4	4	17	4	1.00	2
Frank Rost	3	3	12	3	1.00	1
Luis Robles	23	23	56	28	1.18	8
Mike Ammann	2	2	7	3	1.50	1
Bounaoundoul	2	2	7	3	1.50	1
Paul Grafer	3	3	8	5	1.61	0
Jonny Walker	4	4	14	7	1.75	0
Tim Howard	3	3	16	6	1.88	0
Tony Meola	7	7	34	14	2.00	1
Team totals	55	55	185	76	1.36	15
Opponent totals	55	55	196	66	1.18	14



NEW YORK RED BULLS

CAREER POSTSEASON STATISTICS FOR CURRENT NEW YORK RED BULLS PLAYERS

UNF	POS	PLAYER	GP	GS	MIN	G	A	SHT	SOG	PKG	PKA	SKG	SKA	FC	FS	OFF	CK	C	E
74	F	Tom Barlow	1	1	84	1	0	4	2	0	0	0	0	0	0	1	0	0	0
23	M	Cristian Casseres Jr.	1	1	120	0	0	1	0	0	0	0	0	2	2	0	0	1	0
27	M	Sean Davis	8	6	551	0	1	3	1	0	0	0	0	8	7	0	8	1	0
33	M	Aaron Long	8	8	750	0	1	3	1	0	0	0	0	6	7	0	0	0	0
26	D	Tim Parker	10	10	930	2	1	4	2	0	0	0	0	11	4	0	0	2	0
10	M	Kaku	5	5	430	0	3	4	2	0	0	0	0	1	5	0	14	0	0
77	M	Daniel Royer	9	8	705	4	5	19	6	1	1	0	0	5	5	2	0	0	0
90	M	Marc Rzatowski	4	1	166	0	1	1	0	0	0	0	0	1	5	0	3	0	0
42	M	Brian White	2	0	26	0	0	2	1	0	0	0	0	1	0	1	0	0	0



NEW YORK RED BULLS INDIVIDUAL HIGH GAMES (2020)

Goals				
2	Tom Barlow	09/27/2020	vs. MTL	W 4-1
Assists				
2	Kyle Duncan	03/01/2020	vs. CIN	W 3-2
2	Florian Valot	03/01/2020	vs. CIN	W 3-2
2	Kaku	09/12/2020	at DC	W 2-0
2	Daniel Royer	09/27/2020	vs. MTL	W 4-1
Shots				
6	Tom Barlow	10/07/2020	vs. MCF	L 1-2
Shots on Goal				
3	Tom Barlow	09/02/2020	vs. DC	L 0-1
3	Tom Barlow	09/27/2020	vs. MTL	W 4-1
3	Tom Barlow	11/08/2020	vs. TOR	W 2-1
Fouls Committed				
5	Kyle Duncan	03/07/2020	at RSL	T 1-1
5	Dru Yearwood	10/24/2020	at CHI	T 2-2
Fouls Suffered				
5	Kyle Duncan	10/24/2020	at CHI	T 2-2
Offside				
3	Brian White	10/03/2020	at ORL	L 1-3
3	Tom Barlow	10/24/2020	at CHI	T 2-2
Saves				
5	Ryan Meara	10/14/2020	at TOR	T 1-1
5	Ryan Meara	11/01/2020	at NYC	L 2-5
Shots Faced				
10	Ryan Meara	11/01/2020	at NYC	L 2-5
Goals Allowed				
5	Ryan Meara	11/01/2020	at NYC	L 2-5

NEW YORK RED BULLS INDIVIDUAL POSTSEASON HIGH GAMES (1996-2019)

Goals				
2	6 times			
Assists				
2	6 times			
Shots				
9	Thierry Henry	11/06/2013	vs. HOU	L 1-2
9	Bradley Wright-Phillips	11/02/2014	vs. DC	W 2-0
Shots on Goal				
5	Clint Mathis	09/20/2000	at DAL	W 2-1
Fouls Committed				
6	Adolfo Valencia	09/30/2000	vs. CHI	W 2-0
6	Alex Comas	10/06/2000	at CHI	L 2-3
6	Amado Guevara	10/21/2006	vs. DC	L 0-1
6	Michael Amir Murillo	10/30/2017	vs. TOR	L 1-2
Fouls Suffered				
7	Cornell Glen	10/23/2004	vs. DC	L 0-2
7	Jozy Altidore	10/29/2006	at DC	T 1-1
7	Dax McCarty	11/06/2013	vs. HOU	L 1-2
Offside				
5	Adolfo Valencia	10/06/2000	at CHI	L 2-3
Saves				
9	Tim Howard	09/23/2001	at LA	T 1-1
Shots Faced				
11	Tony Meola	10/29/2005	at NE	L 1-3
Goals Allowed				
5	Tony Meola	09/30/1998	at CLB	L 3-5

TEAM HIGH GAMES (2020)

Goals				
4	09/23/2020	at MCF	W 4-1	
4	09/27/2020	vs. MTL	W 4-1	
Assists				
6	09/27/2020	vs. MTL	W 4-1	
Shots				
19	07/22/2020	at CIN	L 0-2	
Shots on Goal				
7	08/20/2020	vs. NYC	W 1-0	
Fouls Committed				
21	10/24/2020	at CHI	T 2-2	
Fouls Suffered				
18	10/24/2020	at CHI	T 2-2	
Corner Kicks				
12	09/02/2020	vs. DC	L 0-1	
Offside				
5	09/27/2020	vs. MTL	W 4-1	
5	11/08/2020	vs. TOR	W 2-1	
Saves				
5	09/12/2020	at DC	W 2-0	
5	10/14/2020	at TOR	T 1-1	
5	11/01/2020	at NYC	L 2-5	
Shots Faced				
10	11/01/2020	at NYC	L 2-5	
Goals Allowed				
5	11/01/2020	at NYC	L 2-5	

TEAM POSTSEASON HIGH GAMES (1996-2019)

Goals				
4	09/26/2001	vs. LA	W 4-1	
4	10/25/2017	at CHI	W 4-0	
Assists				
5	09/26/2001	vs. LA	W 4-1	
5	10/25/2017	at CHI	W 4-0	
5	11/11/2018	vs. CLB	W 3-0	
Shots				
23	11/04/2010	vs. SJ	L 1-3	
23	11/06/2013	vs. HOU	L 1-2	
Shots on Goal				
9	5 times			
Fouls Committed				
31	10/03/1998	vs. CLB	L 1-1	
Fouls Suffered				
27	11/01/2003	vs. NE	L 0-2	
Corner Kicks				
12	11/03/2007	at NE	L 0-1	
Offside				
5	09/26/2000	at CHI	L 0-3	
5	10/06/2000	at CHI	L 2-3	
5	10/22/2005	vs. NE	W 1-0	
5	10/30/2017	vs. TOR	L 1-2	
Saves				
9	10/02/1996	at DC	L 1-2	
9	09/23/2001	at LA	T 1-1	
Shots Faced				
11	4 times - last:			
11	10/29/2005	at NE	L 1-3	
Goals Allowed				
5	09/30/1998	at CLB	L 3-5	

NEW YORK RED BULLS

TEAM LOW GAMES (2020)

Shots				
4	03/07/2020	at RSL	T 1-1	
Shots on Goal				
0	07/16/2020	at CLB	L 0-2	
0	09/06/2020	vs. PHI	L 0-3	
Fouls Committed				
4	08/20/2020	vs. NYC	W 1-0	
Fouls Suffered				
6	09/12/2020	at DC	W 2-0	
Corner Kicks				
0	03/07/2020	at RSL	T 1-1	
Offside				
0	08/20/2020	vs. NYC	W 1-0	
0	08/25/2020	at PHI	L 0-1	
0	10/07/2020	vs. MCF	L 1-2	
Saves				
1	07/16/2020	at CLB	L 0-2	
1	07/22/2020	at CIN	L 0-2	
1	10/10/2020	at ATL	W 1-0	
Shots Faced				
1	10/10/2020	at ATL	W 1-0	

TEAM POSTSEASON LOW GAMES (1996-2019)

Shots				
7	11/09/2008	at HOU	W 3-0	
Shots on Goal				
1	11/23/2008	at CLB	L 1-3	
1	11/25/2018	at ATL	L 0-3	
Fouls Committed				
6	09/24/1996	vs. DC	W 2-2	
Fouls Suffered				
4	11/15/2008	at RSL	W 1-0	
Corner Kicks				
0	09/23/2001	at LA	T 1-1	
0	11/03/2013	at HOU	T 2-2	
Offside				
0	9 times			
Saves				
0	11/01/2015	at DC	W 1-0	
0	10/30/2017	vs. TOR	L 1-2	
Shots Faced				
0	11/01/2015	at DC	W 1-0	



NEW YORK RED BULLS

2020 NEW YORK RED BULLS STATISTICS (9-9-5, 32 pts.)

UNF	POS	PLAYER	GP	GS	MIN	G	A	SHT	SOG	FC	FS	OFF	CK	C	E
42	F	Brian White	18	10	872	5	1	26	11	17	5	11	0	1	0
77	M	Daniel Royer	20	15	1354	4	3	30	10	9	30	8	0	0	0
6	D	Kyle Duncan	23	21	1908	3	4	13	4	31	33	0	1	3	0
74	F	Tom Barlow	21	12	974	3	0	39	20	13	4	15	0	0	0
10	M	Kaku	16	13	1089	2	5	16	5	6	6	3	31	0	0
23	M	Cristian Casseres Jr.	19	14	1310	2	3	13	7	27	22	1	1	3	0
22	M	Florian Valot	23	17	1510	2	3	24	6	11	28	0	30	1	0
21	M	Omair Fernandez	15	5	569	2	1	12	3	7	11	1	0	0	0
37	M	Caden Clark	7	3	280	2	0	5	2	9	5	0	0	0	0
33	D	Aaron Long	16	15	1330	2	0	6	4	15	12	0	0	4	0
39	D	Mandela Egbo	9	6	451	1	1	5	3	7	5	0	0	1	0
17	M	Ben Mines	5	1	172	1	1	3	1	4	3	0	1	0	0
24	D	Jason Pendant	20	17	1612	0	2	8	0	18	10	0	2	2	0
8	M	Jared Stroud	20	11	925	0	2	8	0	12	21	1	8	1	0
27	M	Sean Davis	14	13	1086	0	1	6	2	15	14	0	12	1	0
15	D	Sean Nealis	6	5	453	0	1	2	0	7	3	0	0	2	0
26	D	Tim Parker	19	18	1620	0	1	2	1	16	11	1	0	2	1
90	M	Marc Rzatkowski	16	7	698	0	1	7	3	11	12	1	23	1	0
1	G	David Jensen	11	10	928	0	0	0	0	0	1	0	0	0	0
25	F	Mathias Jorgensen	8	2	265	0	0	7	1	3	3	3	0	0	0
18	G	Ryan Meara	13	13	1142	0	0	0	0	0	1	0	0	1	0
19	M	*Alex Muyl	2	0	55	0	0	1	1	3	3	0	0	0	0
7	D	Patrick Seagrist	3	3	246	0	0	0	0	4	0	0	0	1	0
20	M	Josh Sims	2	0	45	0	0	0	0	0	0	0	0	0	0
3	D	Amro Tarek	12	10	935	0	0	1	0	19	9	1	0	3	0
11	F	Samuel Tetteh	10	4	328	0	0	8	1	7	1	1	0	0	0
16	M	Dru Yearwood	12	8	612	0	0	3	1	17	6	0	0	3	0
80	M	Chris Lema	0	0	0	0	0	0	0	0	0	0	0	0	0
40	G	Kendall McIntosh	0	0	0	0	0	0	0	0	0	0	0	0	0
47	D	John Tolkin	0	0	0	0	0	0	0	0	0	0	0	0	0
		Team totals	23	23	2070	29	30	245	86	288	281	47	109	30	1
		Opponent totals	23	23	2070	31	28	260	96	281	288	44	106	34	1

GAME-WINNING GOALS: Brian White 2, Aaron Long 2, Florian Valot 1, Daniel Royer 1, Kyle Duncan 1
Caden Clark 1, Tom Barlow 1

GAME-WINNING ASSISTS: Kaku 3, Kyle Duncan 2, Florian Valot 1, Daniel Royer 1, Tim Parker 1
Omair Fernandez 1, Sean Davis 1, Cristian Casseres Jr. 1

PENALTY KICK GOALS/ATTEMPTS: Mandela Egbo 1-1

NEW YORK RED BULLS INDIVIDUAL GOALKEEPING

UNF	POS	GOALKEEPER	GP	GS	MIN	SHTS	SV	GA	GAA	PG	PA	W	L	T	SO
18	G	Ryan Meara	13	13	1142	55	39	16	1.26	3	3	5	4	4	3
1	G	David Jensen	11	10	928	41	25	15	1.45	0	0	4	5	1	1
		Team totals	23	23	2070	96	64	31	1.35	3	3	9	9	5	5
		Opponent totals	23	23	2070	86	55	29	1.26	1	1	9	9	5	6

* = Played with other teams in 2020. Only New York Red Bulls statistics listed here.



NEW YORK RED BULLS

NEW YORK RED BULLS 2020 SCHEDULE

DAY	DATE	OPPONENT	RESULT	ATT.	W-L-T	POS.	PTS	NOTES:
Sun.	Mar. 1	FC Cincinnati	W 3-2	15,703	1-0-0	T1	3	NYR: Duncan (16) Kaku (27) Royer (70); CIN: Cruz (46) Locadia (83)
Sat.	Mar. 7	at Real Salt Lake	T 1-1	18,093	1-0-1	T2	4	NYR: Casseres (13); RSL: Kreilach (91+)
Sat.	July 11	at Atlanta	W 1-0		2-0-1	T1	7	NYR: Valot (4)
Thu.	July 16	at Columbus	L 0-2		2-1-1	T3	7	CLB: Zardes (22) Zelarayan (47)
Wed.	July 22	at FC Cincinnati	L 0-2		2-2-1	T5	7	CIN: Kubo (43) own goal (56)
Thu.	Aug. 20	New York City FC	W 1-0		3-2-1	3	10	NYR: Duncan (59)
Tue.	Aug. 25	at Philadelphia	L 0-1		3-3-1	T4	10	PHI: Przybylko (31)
Sat.	Aug. 29	at New England	T 1-1		3-3-2	T5	11	NYR: Fernandez (35); NE: Bou (41)
Wed.	Sept. 2	D.C. United	L 0-1		3-4-2	T7	11	DC: Sorga (98+)
Sun.	Sept. 6	Philadelphia	L 0-3		3-5-2	T8	11	PHI: Aaronson (36) Przybylko (68) Real (78)
Sat.	Sept. 12	at D.C. United	W 2-0		4-5-2	T6	14	NYR: Long (29) Royer (60)
Sat.	Sept. 19	FC Cincinnati	L 0-1		4-6-2	8	14	CIN: Medunjanin (85)
Wed.	Sept. 23	at Inter Miami CF	W 4-1		5-6-2	T6	17	NYR: Egbo (14) White (49) Mines (85) Royer (91+); MCF: Agudelo (39)
Sun.	Sept. 27	Montreal	W 4-1		6-6-2	T6	20	NYR: Barlow (14,35) Royer (56) Kaku (57); MTL: Krkic (4)
Sat.	Oct. 3	at Orlando City SC	L 1-3		6-7-2	7	20	NYR: Valot (54); ORL: Dike (24) Urso (50) Carlos (95+)
Wed.	Oct. 7	Inter Miami CF	L 1-2		6-8-2	T7	20	NYR: Fernandez (53); MCF: Pellegrini (55) G. Higuain (81)
Sat.	Oct. 10	at Atlanta	W 1-0		7-8-2	6	23	NYR: Clark (47)
Wed.	Oct. 14	at Toronto FC	T 1-1		7-8-3	7	24	NYR: Clark (77); TOR: Pozuelo (23)
Sun.	Oct. 18	Orlando City SC	T 1-1		7-8-4	7	25	NYR: White (95+); ORL: Nani (56)
Sat.	Oct. 24	at Chicago	T 2-2		7-8-5	7	26	NYR: Duncan (39) White (92+); CHI: Beric (51) Frankowski (71)
Wed.	Oct. 28	New England	W 1-0		8-8-5	T6	29	NYR: Long (89)
Sun.	Nov. 1	at New York City	L 2-5		8-9-5	T7	29	NYR: White (18) Casseres (38); NYC: Castellanos (12,76,84) Mackay-Steven (42) Ring (51)
Sun.	Nov. 8	Toronto FC	W 2-1		9-9-5	T6	32	NYR: Barlow (24) White (26); TOR: Endoh (50)



NEW YORK RED BULLS

NEW YORK RED BULLS -- GAME-BY-GAME

#	Player	1	2	3	4	5	6	7	8	9	10	11	12	13	14	15	16	17	18	19	20	21	22	23
CIN	RSL	ATL	CLB	CIN	NYC	PHI	NE	DC	PHI	DC	PHI	DC	CIN	MCF	MTL	ORL	MCF	ATL	TOR	ORL	CHI	NE	NYC	TOR
3-2	1-1	1-0	0-2	0-2	1-0	0-1	1-1	0-1	0-1	0-3	2-0	0-1	4-1	4-1	1-3	1-2	1-0	1-1	1-1	1-1	2-2	1-0	2-5	2-1
90G	90G	90G	90G	90G	90G	90G	90G	90G	90G	90G	90G	90G	90G	90G	90G	90G	90G	90G	90G	90G	90G	90G	90G	90G
1	David Jensen																							
3	Amro Tarek								90D	23	90D													12
6	Kyle Duncan								90D	24	90D													90D
7	Patrick Seagrist								66D															77D
8	Jared Stroud																							90D
10	Kaku	20	9	26	73M	45M	10	57M	13	4	90M	66M	32	90M	23	59M	28	78M	75M	64M	63M			
11	Samuel Tetteh																							31
15	Sean Nealis								90D															90M
16	Dru Yearwood																							45M
17	Ben Mines								74M	25	13	34												70M
18	Ryan Meara																							64M
19	Alex Muiyl																							78M
20	Josh Sims																							90G
21	Omir Fernandez																							90G
22	Florian Valot																							90G
23	Cristian Casseres Jr.																							90G
24	Jason Pendant																							90G
25	Mathias Jorgensen																							90D
26	Tim Parker																							90D
27	Sean Davis																							90D
33	Aaron Long																							90D
37	Caden Clark																							90D
39	Mandela Egbo																							90D
40	Kendall McIntosh																							90D
42	Brian White																							90D
47	John Tolkin																							90D
74	Tom Barlow																							90D
77	Daniel Royer																							90D
80	Chris Lema																							90D
90	Marc Rzatowski																							90D

"00" = 100 minutes played
 F/M/D/G = starting position



NEW YORK RED BULLS

NEW YORK RED BULLS – GAME-BY-GAME LOG

Game #	Date	Opponent	Result	Score	Key Stats
Game #1	03/01/2020	NYR 3 vs CIN 2	W		
Game #2	03/07/2020	NYR 1 at RSL 1	T		Duncan 1 (Valot 1, Royer 1) 16; Kaku 1 (Valot 2, Duncan 1) 27; Royer 1 (Duncan 2) 70
Game #3	07/11/2020	NYR 1 at ATL 0	W		Casseres 1 (unassisted) 13
Game #4	07/16/2020	NYR 0 at CLB 2	L		Valot 1 (Kaku 1) 4
Game #5	07/22/2020	NYR 0 at CIN 2	L		
Game #6	08/20/2020	NYR 1 vs NYC 0	W		Duncan 2 (unassisted) 59
Game #7	08/25/2020	NYR 0 at PHI 1	L		
Game #8	08/29/2020	NYR 1 at NE 1	T		Fernandez 1 (Mines 1) 35
Game #9	09/02/2020	NYR 0 vs DC 1	L		
Game #10	09/06/2020	NYR 0 vs PHI 3	L		
Game #11	09/12/2020	NYR 2 at DC 0	W		Long 1 (Kaku 2) 29; Royer 2 (Pendant 1, Kaku 3) 60
Game #12	09/19/2020	NYR 0 vs CIN 1	L		
Game #13	09/23/2020	NYR 4 at MCF 1	W		Egbo 1 (penalty kick) 14; White 1 (Fernandez 1, Valot 3) 49; Mines 1 (unassisted) 85; Royer 3 (Casseres 1) 91+
Game #14	09/27/2020	NYR 4 vs MTL 1	W		Barlow 1 (Egbo 1) 14; Barlow 2 (Royer 2, Casseres 2) 35; Royer 4 (Kaku 4) 56; Kaku 2 (Royer 3, Duncan 3) 57
Game #15	10/03/2020	NYR 1 at ORL 3	L		Valot 2 (unassisted) 54
Game #16	10/07/2020	NYR 1 vs MCF 2	L		Fernandez 2 (Stroud 1, Nealis 1) 53
Game #17	10/10/2020	NYR 1 at ATL 0	W		Clark 1 (unassisted) 47
Game #18	10/14/2020	NYR 1 at TOR 1	T		Clark 2 (Rzatkowski 1) 77
Game #19	10/18/2020	NYR 1 vs ORL 1	T		White 2 (Pendant 2) 95+
Game #20	10/24/2020	NYR 2 at CHI 2	T		Duncan 3 (Stroud 2) 39; White 3 (unassisted) 92+
Game #21	10/28/2020	NYR 1 vs NE 0	W		Long 2 (Parker 1, Kaku 5) 89
Game #22	11/01/2020	NYR 2 at NYC 5	L		White 4 (Casseres 3) 18; Casseres 2 (White 1) 38
Game #23	11/08/2020	NYR 2 vs TOR 1	W		Barlow 3 (unassisted) 24; White 5 (Duncan 4, Davis 1) 26



ORLANDO CITY SC

2020 RECORD

GP	W-L-T	PTS	GF	GA
Orlando City23	11-4-8	41	40	25

RECORD at EXPLORIA STADIUM

GP	W-L-T	PTS	GF	GA
10	6-1-3	21	22	11

RECORD on road

GP	W-L-T	PTS	GF	GA
10	3-3-4	13	12	11

RECORD at the half

	W	L	T
LEADING	9	0	2
TIED	2	3	6
TRAILING	0	1	0

RECORD with the first goal

	W	L	T
SCORING	9	2	4
CONCEDING	2	2	1

TEAM COMPARISONS

	FOR	AGAINST
GOALS SCORED	1.74 (7th)	1.09 (5th)
TOTAL SHOTS	11.57 (17th)	13.22 (17th)
SHOTS ON GOAL	4.35 (15th)	4.00 (9th)
SHOOTING ACCURACY	37.6% (9th)	30.3% (3rd)
SCORING %AGE	15.0% (3rd)	8.2% (4th)
FOULS	12.65 (12th)	13.57 (19th)
CORNER KICKS	4.52 (20th)	6.00 (23rd)
OFFSIDE	1.13 (23rd)	1.39 (9th)

GOALS SCORED IN GAME

GP	0	1	2	3	4+	TOT	AVG
23	3	8	6	4	2	40	1.74

GOALS ALLOWED IN GAME

GP	0	1	2	3	4+	TOT	AVG
23	4	15	2	2	0	25	1.09

GOALS BY INTERVALS

	TOT	0-15	16-30	31-45+	46-60	61-75	76-90+
FOR	40	6	8	7	4	5	10
AGAINST	25	2	2	3	7	3	8

WHERE THE GOALS COME FROM

	FOR	AGAINST
GOALS SCORED	40	25
MINUTES PER GOAL	52	83

HOW SCORED

RIGHT FOOT	22	7
LEFT FOOT	8	7
HEADERS	9	11
OTHER	1	0

TYPE OF PLAY

OPEN PLAY	23	10
CROSS	6	5
CORNER	2	6
REBOUND	2	0
PENALTIES	1	1
DIRECT FROM FREE KICK	2	0
FREE KICK (INDIRECT)	3	2
OWN GOALS	1	1

DISTANCE

INSIDE GOAL AREA	7	7
INSIDE PENALTY AREA	28	15
OUTSIDE PENALTY AREA	5	3

PRIMARY TEAM





ORLANDO CITY SC

No.	Player	Pos	Ht	Wt	Birthdate	Birthplace	2020				CAREER			
							GP	GS	G	A	GP	GS	G	A
1	Pedro Galese	GK	6-3	171	02/23/1990	Lima, Peru	19	19	0	0	19	19	0	0
MLS Season: 1. Last club: Tiburones Rojos de Veracruz (Mexico). International: Peru 62/0														
2	Ruan	DF	5-7	158	05/29/1995	Rio de Janeiro, Brazil	21	18	0	4	46	41	0	9
MLS Season: 2. Last club: Sport Club Internacional (Brazil)														
3	Alex De John	DF	6-0	169	05/10/1991	Marlboro Township, NJ	6	0	0	0	12	6	0	0
MLS Season: 2. Last club: Dalkurd FF (Sweden). College: Old Dominion														
4	Joao Moutinho	DF	6-0	156	01/12/1998	Lisbon, Portugal	8	8	0	2	38	33	1	5
Generation adidas. MLS Season: 3. Last club: Los Angeles FC. 2018 SuperDraft: Round 1, Pick 1 (Akron)														
6	Robin Jansson	DF	6-1	195	11/15/1991	Trollhattan, Sweden	22	22	0	0	50	50	0	0
MLS Season: 2. Last club: AIK (Sweden). International: Sweden 1/0														
8	Jhegson Sebastian Mendez	MF	5-11	155	04/26/1997	Mira, Ecuador	19	11	0	0	42	31	0	0
MLS Season: 2. Last club: Independiente del Valle (Ecuador). International: Ecuador 15/0														
9	Chris Mueller	FW	5-9	163	08/29/1996	Schaumburg, IL	22	17	10	7	83	56	18	18
MLS Season: 3. 2018 SuperDraft: Round 1, Pick 6 (Wisconsin)														
10	Mauricio Pereyra	MF	5-7	145	03/15/1990	Montevideo, Uruguay	16	14	2	8	22	19	2	11
Designated Player. MLS Season: 2. Last club: FC Krasnodar (Russia)														
11	Junior Urso	MF	5-11	190	03/10/1989	Taboao de Serra, Brazil	23	20	3	2	23	20	3	2
MLS Season: 1. Last club: SC Corinthians (Brazil)														
13	Tesho Akindele	FW	6-1	170	03/31/1992	Calgary, AB, Canada	17	8	3	0	178	97	37	10
MLS Season: 7. Last club: FC Dallas. 2014 SuperDraft: Round 1, Pick 6 (Colorado Mines). International: Canada 17/3														
14	Dom Dwyer	FW	5-9	175	07/30/1990	Cuckfield, England	2	2	0	1	195	165	81	18
Designated Player. MLS Season: 8. Last club: Sporting Kansas City. 2012 SuperDraft: Round 1, Pick 16 (South Florida). International: USA 4/2														
15	Rodrigo Schlegel	DF	5-11	181	04/03/1997	Remedios de Escalada, Argentina	10	7	0	0	10	7	0	0
MLS Season: 1. Last club: Racing Club (Argentina)														
17	Nani	MF	5-10	146	11/17/1986	Praia, Cape Verde Islands	19	16	6	5	49	42	18	15
Designated Player. MLS Season: 2. Last club: Sporting CP (Portugal). International: Portugal 112/23														
18	Daryl Dike	FW	6-2	214	06/03/2000	Edmond, OK	17	15	8	4	17	15	8	4
MLS Season: 1. 2020 SuperDraft: Round 1, Pick 5 (Virginia)														
19	Benji Michel	FW	5-10	165	10/23/1997	Orlando, FL	21	8	5	2	38	17	10	3
Homegrown Player. MLS Season: 2. College: Portland														
20	Oriol Rosell	MF	6-0	168	07/07/1992	Puig-Reig, Catalonia, Spain	8	8	0	0	93	81	2	4
MLS Season: 6. Last club: Sporting CP (Portugal)														
21	Andres Perea	MF	6-0	178	11/14/2000	Tampa, FL	23	11	0	2	23	11	0	2
MLS Season: 1. Last club: Atletico Nacional (Colombia)														
22	Alexander Alvarado	FW	5-5	150	04/21/1999	Quevedo, Ecuador	2	0	0	0	2	0	0	0
MLS Season: 1. Last club: SC Aucas (Ecuador). International: Ecuador 2/0														
23	Brian Rowe	GK	6-1	185	11/16/1988	Chicago, IL	4	4	0	0	105	102	0	0
MLS Season: 9. Last club: Vancouver Whitecaps FC. 2012 SuperDraft: Round 2, Pick 24 (UCLA)														
24	Kyle Smith	DF	5-11	180	01/09/1992	Cincinnati, OH	16	11	0	1	39	26	0	1
MLS Season: 2. Last club: Louisville City FC (USL). College: Transylvania Univ.														
25	Antonio Carlos	DF	6-3	200	03/07/1993	Rio de Janeiro, Brazil	20	18	1	1	20	18	1	1
MLS Season: 1. Last club: SE Palmeiras (Brazil)														
26	Michael Halliday	DF	6-0	158	01/22/2003	Apopka, FL	0	0	0	0	0	0	0	0
Homegrown Player. MLS Season: 1.														
27	Kamal Miller	DF	6-0	196	05/16/1997	Scarborough, ON	12	9	0	0	28	23	0	0
MLS Season: 2. 2019 SuperDraft: Round 2, Pick 27 (Syracuse). International: Canada 5/0														
30	David Loera	MF	5-5	142	09/10/1998	Zaragoza, Spain	2	0	0	0	2	0	0	0
Homegrown Player. MLS Season: 1.														
31	Mason Stajduhar	GK	6-2	200	12/02/1997	Salem, MA	0	0	0	0	0	0	0	0
Homegrown Player. MLS Season: 5.														
33	Jordan Bender	MF	5-9	161	07/09/2001	Lake Mary, FL	2	1	0	0	2	1	0	0
Homegrown Player. MLS Season: 1.														
34	Joey DeZart	MF	6-1	195	06/09/1998	Jackson, NJ	11	4	0	0	11	4	0	0
MLS Season: 1. 2020 SuperDraft: Round 2, Pick 31 (Wake Forest)														
77	Robinho	MF	5-5	148	01/19/1995	Madalena, Brazil	5	2	0	0	30	18	0	2
MLS Season: 2. Last club: Columbus Crew SC														
99	Matheus Aias	FW	5-9	159	12/30/1996	Palmares Paulista, Brazil	4	0	1	0	4	0	1	0
MLS Season: 1. Last club: Watford FC (England)														

HEAD COACH : Oscar Pareja

08/10/1968

W114 L83 T64



ORLANDO CITY SC

ORLANDO CITY SC PLAYOFF HISTORY

FIRST APPEARANCE



CAREER POSTSEASON STATISTICS FOR CURRENT ORLANDO CITY SC PLAYERS

UNF	POS	PLAYER	GP	GS	MIN	G	A	SHT	SOG	PKG	PKA	SKG	SKA	FC	FS	OFF	CK	C	E
13	F-M	Tesho Akindele	10	4	484	3	0	13	6	0	0	1	1	8	4	1	0	0	0
14	F	Dom Dwyer	9	6	582	2	0	24	9	0	0	0	1	20	18	8	0	1	0
20	M	Oriol Rosell	6	6	488	0	0	7	1	0	0	0	0	9	5	0	0	0	0

UNF	POS	GOALKEEPER	GP	GS	MIN	SHTS	SV	GA	GAA	PKG	PKA	SKG	SKA	W	L	T	SO
23	GK	Brian Rowe	3	3	300	3	7	2	0.60	1	1	3	3	2	1	0	1



ORLANDO CITY SC

ORLANDO CITY SC INDIVIDUAL HIGH GAMES (2020)

Goals
 2 Chris Mueller 07/14/2020 vs. NYC W 3-1
 2 Daryl Dike 08/26/2020 vs. NSH W 3-1

Assists
 2 Mauricio Pereyra 08/26/2020 vs. NSH W 3-1
 2 Mauricio Pereyra 11/04/2020 vs. CLB W 2-1

Shots
 9 Nani 09/27/2020 at DAL T 0-0

Shots on Goal
 4 Chris Mueller 07/14/2020 vs. NYC W 3-1

Fouls Committed
 5 Jhegson Sebastian Mendez 09/05/2020 vs. ATL T 1-1
 5 Kyle Smith 11/08/2020 vs. NSH L 2-3

Fouls Suffered
 6 Nani 10/14/2020 vs. NYC T 1-1

Offside
 3 Daryl Dike 10/14/2020 vs. NYC T 1-1

Saves
 7 Brian Rowe 10/14/2020 vs. NYC T 1-1

Shots Faced
 8 Brian Rowe 10/14/2020 vs. NYC T 1-1

Goals Allowed
 3 Pedro Gallese 08/22/2020 at MCF L 2-3
 3 Brian Rowe 11/08/2020 vs. NSH L 2-3

TEAM HIGH GAMES (2020)

Goals
 4 09/19/2020 vs. CHI W 4-1
 4 10/28/2020 vs. ATL W 4-1

Assists
 5 10/03/2020 vs. NYR W 3-1

Shots
 19 09/19/2020 vs. CHI W 4-1

Shots on Goal
 8 08/26/2020 vs. NSH W 3-1

Fouls Committed
 25 08/29/2020 at ATL W 3-1

Fouls Suffered
 21 10/14/2020 vs. NYC T 1-1

Corner Kicks
 12 02/29/2020 vs. RSL T 0-0

Offside
 4 09/05/2020 vs. ATL T 1-1
 4 10/14/2020 vs. NYC T 1-1

Saves
 7 10/14/2020 vs. NYC T 1-1

Shots Faced
 8 10/14/2020 vs. NYC T 1-1

Goals Allowed
 3 08/22/2020 at MCF L 2-3
 3 11/08/2020 vs. NSH L 2-3

TEAM LOW GAMES (2020)

Shots
 7 09/02/2020 at NSH T 1-1

Shots on Goal
 2 02/29/2020 vs. RSL T 0-0
 2 10/14/2020 vs. NYC T 1-1
 2 10/24/2020 at MCF L 1-2

Fouls Committed
 6 09/02/2020 at NSH T 1-1

Fouls Suffered
 8 08/26/2020 vs. NSH W 3-1

Corner Kicks
 1 09/23/2020 at KC W 2-1
 1 10/14/2020 vs. NYC T 1-1

Offside
 0 9 times

Saves
 0 07/08/2020 vs. MCF W 2-1

Shots Faced
 1 02/29/2020 vs. RSL T 0-0
 1 07/08/2020 vs. MCF W 2-1



2020 ORLANDO CITY SC STATISTICS (11-4-8, 41 pts.)

UNF	POS	PLAYER	GP	GS	MIN	G	A	SHT	SOG	FC	FS	OFF	CK	C	E
9	F	Chris Mueller	22	17	1477	10	7	36	19	12	33	2	28	0	0
18	F	Daryl Dike	17	15	1224	8	4	30	12	25	30	6	0	0	0
17	M	Nani	19	16	1423	6	5	51	16	14	27	3	36	3	1
19	F	Benji Michel	21	8	840	5	2	16	10	8	17	4	0	2	0
11	M	Junior Urso	23	20	1708	3	2	33	13	27	39	0	0	3	0
13	F	Tesho Akindele	17	8	821	3	0	12	6	5	6	3	0	0	0
10	M	Mauricio Pereyra	16	14	1107	2	8	9	4	18	20	1	28	6	0
25	D	Antonio Carlos	20	18	1634	1	1	8	2	15	13	0	0	2	0
99	F	Matheus Aias	4	0	18	1	0	1	1	0	0	0	0	0	0
2	D	Ruan	21	18	1597	0	4	7	2	19	27	4	0	4	0
4	D	Joao Moutinho	8	8	685	0	2	7	1	9	5	0	2	4	0
21	M	Andres Perea	23	11	1190	0	2	16	3	21	12	0	0	3	0
14	F	Dom Dwyer	2	2	124	0	1	1	0	7	1	1	0	0	0
24	D	Kyle Smith	16	11	1026	0	1	8	5	25	7	1	0	2	0
22	F	Alexander Alvarado	2	0	25	0	0	0	0	1	2	0	0	0	0
33	M	Jordan Bender	2	1	46	0	0	1	0	4	0	0	0	0	0
3	D	Alex De John	6	0	54	0	0	0	0	0	1	0	0	0	0
34	M	Joey DeZart	11	4	373	0	0	2	1	0	3	0	0	0	0
1	G	Pedro Gallese	19	19	1710	0	0	0	0	0	4	0	0	2	0
6	D	Robin Jansson	22	22	1980	0	0	4	1	9	16	0	0	3	0
30	M	David Loera	2	0	15	0	0	0	0	0	1	0	0	0	0
8	M	Jhegson Sebastian Mendez	19	11	1087	0	0	17	3	32	9	1	2	4	1
27	D	Kamal Miller	12	9	805	0	0	3	0	11	14	0	0	3	0
29	F	Santiago Patino	2	0	8	0	0	0	0	0	0	0	0	0	0
77	M	Robinho	5	2	144	0	0	3	1	3	4	0	8	0	0
20	M	Oriol Rosell	8	8	585	0	0	0	0	16	3	0	0	2	0
23	G	Brian Rowe	4	4	360	0	0	0	0	0	0	0	0	0	0
15	D	Rodrigo Schlegel	10	7	645	0	0	1	0	10	4	0	0	4	0
	M	Josue Colman	0	0	0	0	0	0	0	0	0	0	0	0	0
26	D	Michael Halliday	0	0	0	0	0	0	0	0	0	0	0	0	0
31	G	Mason Stajduhar	0	0	0	0	0	0	0	0	0	0	0	0	0
		Own-goals received				1									
		Team totals	23	23	2070	40	39	266	100	291	312	26	104	48	2
		Opponent totals	23	23	2070	25	25	304	92	312	291	32	138	55	0

GAME-WINNING GOALS: Chris Mueller 3, Benji Michel 2, Daryl Dike 2, Nani 2, Junior Urso 1
 Mauricio Pereyra 1
 GAME-WINNING ASSISTS: Mauricio Pereyra 4, Chris Mueller 4, Ruan 1, Benji Michel 1, Dom Dwyer 1
 Daryl Dike 1, Nani 1
 PENALTY KICK GOALS/ATTEMPTS: Nani 1-1

ORLANDO CITY SC INDIVIDUAL GOALKEEPING

UNF	POS	GOALKEEPER	GP	GS	MIN	SHTS	SV	GA	GAA	PG	PA	W	L	T	SO
1	G	Pedro Gallese	19	19	1710	71	52	20	1.05	1	2	11	3	5	3
23	G	Brian Rowe	4	4	360	21	16	5	1.25	0	0	0	1	3	1
		Team totals	23	23	2070	92	68	25	1.09	1	2	11	4	8	4
		Opponent totals	23	23	2070	100	60	40	1.74	1	1	4	11	8	3

* = Played with other teams in 2020. Only Orlando City SC statistics listed here.



ORLANDO CITY SC

ORLANDO CITY SC 2020 SCHEDULE

DAY	DATE	OPPONENT	RESULT	ATT.	W-L-T	POS.	PTS	NOTES:
Sat.	Feb. 29	Real Salt Lake	T 0-0	25,527	0-0-1	T3	1	
Sat.	Mar. 7	at Colorado	L 1-2	13,062	0-1-1	T7	1	ORL: Mueller (82); COL: Namli (64) Moor (90)
Wed.	July 8	Inter Miami CF	W 2-1		1-1-1	T2	4	ORL: Mueller (70) Nani (97+); MCF: Agudelo (47)
Tue.	July 14	New York City FC	W 3-1		2-1-1	T1	7	ORL: Mueller (4,10) Akindele (81); NYC: Medina (38)
Mon.	July 20	at Philadelphia	T 1-1		2-1-2	T2	8	ORL: Pereyra (70); PHI: Ilsinho (68)
Sat.	Aug. 22	at Inter Miami CF	L 2-3		2-2-2	6	8	ORL: Dike (18) Nani (80); MCF: Carranza (12,23) Pizarro (48)
Wed.	Aug. 26	Nashville SC	W 3-1		3-2-2	4	11	ORL: Mueller (21) Dike (52,72); NSH: Romney (15)
Sat.	Aug. 29	at Atlanta	W 3-1		4-2-2	4	14	ORL: Urso (13) Mueller (35) Nani (86); ATL: Lennon (83)
Wed.	Sept. 2	at Nashville SC	T 1-1		4-2-3	T3	15	ORL: Michel (17); NSH: Leal (47)
Sat.	Sept. 5	Atlanta	T 1-1		4-2-4	3	16	ORL: Michel (46+); ATL: Jahn (92+)
Sat.	Sept. 12	Inter Miami CF	W 2-1		5-2-4	4	19	ORL: own goal (34) Pereyra (69); MCF: Shea (65)
Sat.	Sept. 19	Chicago	W 4-1		6-2-4	T2	22	ORL: Mueller (11) Nani (24) Urso (78) Michel (95+); CHI: Beric (48)
Wed.	Sept. 23	at Sporting KC	W 2-1		7-2-4	T2	25	ORL: Akindele (36) Michel (38); KC: Russell (53)
Sun.	Sept. 27	at FC Dallas	T 0-0		7-2-5	4	26	
Sat.	Oct. 3	New York Red Bull	W 3-1		8-2-5	3	29	ORL: Dike (24) Urso (50) Carlos (95+); NYR: Valot (54)
Wed.	Oct. 7	at Atlanta	T 0-0		8-2-6	4	30	
Sun.	Oct. 11	Columbus					4	postponed
Wed.	Oct. 14	New York City FC	T 1-1		8-2-7	T3	31	ORL: Mueller (18); NYC: Parks (43)
Sun.	Oct. 18	at New York Red B	T 1-1		8-2-8	4	32	ORL: Nani (56); NYR: White (95+)
Sat.	Oct. 24	at Inter Miami CF	L 1-2		8-3-8	4	32	ORL: Dike (12); MCF: own goal (45) Gonzalez (89)
Wed.	Oct. 28	Atlanta	W 4-1		9-3-8	T3	35	ORL: Dike (29) Mueller (47+) Akindele (60) Aias (92+); ATL: Torres (87)
Sun.	Nov. 1	at Montreal	W 1-0		10-3-8	T3	38	ORL: Dike (39)
Wed.	Nov. 4	Columbus	W 2-1		11-3-8	3	41	ORL: Mueller (27) Michel (84); CLB: Afful (56)
Sun.	Nov. 8	Nashville SC	L 2-3		11-4-8	T3	41	ORL: Dike (4) Nani (61); NSH: Lovitz (20) Mukhtar (88) Cadiz (93+)



ORLANDO CITY SC

ORLANDO CITY SC -- GAME-BY-GAME

#	Player	1	2	3	4	5	6	7	8	9	10	11	12	13	14	15	16	17	18	19	20	21	22	23	
0-0	RSL COL MCF NYC PHI MCF NSH ATL NSH ATL MCF CHI KC DAL NYR ATL NYC NYR MCF ATL MTL CLB NSH	1-2	2-1	3-1	1-1	2-3	3-1	3-1	1-1	1-1	1-1	2-1	4-1	2-1	0-0	3-1	0-0	1-1	1-1	1-1	1-2	4-1	1-0	2-1	2-3
90G	90G 90G	90G	90G	90G	90G	90G	90G	90G	90G	90G	90G	90G	90G	90G	90G	90G	90G	90G	90G	90G	90G	90G	90G	90G	90G
89D	18	90D	90D	90D	81D	90D	16	90D	90D	90D	90D	90D	90D	90D	90D	23D		89D	78D	90D	90D	33	90D	90D	
90D	72M	90D	90D	90D	90D	85D	78D					6		11		4	31	1	1						
90D	90D	90D	90D	90D	90D	90D	90D	90D	90D	90D	90D	90D	90D	90D	90D	90D	90D	90D	90D	90D	90D	90D	90D	90D	
90M	90M	27	25	71	81M	66M	28	29	72M	89M	67M	63M	69M				59M	22	90M	31	18				
90M	11	83M	80M	87M	45	85M	74M	37	84M	79M	75M	19	63M	86M	31	84M	78M	77M	79M						
90M	18	83M	80M	88M	89M	77M		61M	72M	84M	75M	27	73F	45M											
90M	90M	63M	90M	19M	45M	24	90M	90M	18	90M	90M	90M	90M	89M	87M	90M	90M	90M	90M	33	88M	72M			
84F	90F	27	29	73F	22		36	18	1	23	71F	63F								31	62F	76F	70F	45	
90D	1																								
90D	89M	90M	90M	90M	90M	28		18	89M	90F	79M	90M	20	90M	90M	61M									
65M	79F	7	10	17	9	13	90M	73M	72M	11	15	71M	27	45	70F										
1	90M	7	10	3	9	23	90F	37	33	11	23	90M	17	90M	90M	90M	89F	28	90M	90M	89M				
22	Alexander Alvarado																								
23	Brian Rowe																								
24	Kyle Smith																								
25	Antonio Carlos																								
26	Michael Halliday																								
27	Kamal Miller																								
29	Santiago Patino																								
30	David Loera																								
31	Mason Stajduhar																								
33	Jordan Bender																								
34	Joey DeZart																								
77	Robinho																								
99	Matheus Aias																								

"00" = 100 minutes played
 F/M/D/G = starting position



ORLANDO CITY SC

ORLANDO CITY SC – GAME-BY-GAME LOG

Game #	Date	Opponent	Result	Score	Goals	Assists
Game #1	02/29/2020	ORL 0 vs RSL 0	T			
Game #2	03/07/2020	ORL 1 at COL 2	L			Mueller 1 (Perea 1, Junior Urso 1) 82
Game #3	07/08/2020	ORL 2 vs MCF 1	W			Mueller 2 (Nani 1) 70; Nani 1 (unassisted) 97+
Game #4	07/14/2020	ORL 3 vs NYC 1	W			Mueller 3 (Moutinho 1) 4; Mueller 4 (Dwyer 1, Ruan 1) 10; Akindele 1 (unassisted) 81
Game #5	07/20/2020	ORL 1 at PHI 1	T			Pereyra 1 (Nani 2) 70
Game #6	08/23/2020	ORL 2 at MCF 3	L			Dike 1 (unassisted) 18; Nani 2 (Mueller 1, Dike 1) 80
Game #7	08/26/2020	ORL 3 vs NSH 1	W			Mueller 5 (Moutinho 2, Pereyra 1) 21; Dike 2 (Pereyra 2, Mueller 2) 52; Dike 3 (unassisted) 71
Game #8	08/29/2020	ORL 3 at ATL 1	W			Junior Urso 1 (Mueller 3) 13; Mueller 6 (Michel 1, Dike 2) 35; Nani 3 (Junior Urso 2) 86
Game #9	09/02/2020	ORL 1 at NSH 1	T			Michel 1 (Pereyra 3) 17
Game #10	09/05/2020	ORL 1 vs ATL 1	T			Michel 2 (Dike 3) 46+
Game #11	09/12/2020	ORL 2 vs MCF 1	W			own goal (Reyes) 34; Pereyra 2 (Mueller 4) 69
Game #12	09/19/2020	ORL 4 vs CHI 1	W			Mueller 7 (unassisted) 11; Nani 4 (Mueller 5, Pereyra 4) 24; Junior Urso 2 (Perea 2) 78; Michel 3 (Nani 3) 95+
Game #13	09/23/2020	ORL 2 at KC 1	W			Akindele 2 (Ruan 2) 36; Michel 4 (Nani 4) 38
Game #14	09/27/2020	ORL 0 at DAL 0	T			
Game #15	10/03/2020	ORL 3 vs NVR 1	W			Dike 4 (Smith 1, Pereyra 5) 24; Junior Urso 3 (Mueller 6) 50; Antonio Carlos 1 (Michel 2, Nani 5) 95+
Game #16	10/07/2020	ORL 0 at ATL 0	T			
Game #17	10/14/2020	ORL 1 vs NYC 1	T			Mueller 8 (Ruan 3) 18
Game #18	10/18/2020	ORL 1 at NVR 1	T			Nani 5 (penalty kick) 56
Game #19	10/24/2020	ORL 1 at MCF 2	L			Dike 5 (Antonio Carlos 1) 12
Game #20	10/28/2020	ORL 4 vs ATL 1	W			Dike 6 (Ruan 4) 29; Mueller 9 (free kick) 47+; Akindele 3 (Dike 4) 60; Aias 1 (unassisted) 92+
Game #21	11/01/2020	ORL 1 at MIL 0	W			Dike 7 (Pereyra 6) 39
Game #22	11/04/2020	ORL 2 vs CLB 1	W			Mueller 10 (Pereyra 7) 27; Michel 5 (Pereyra 8) 84
Game #23	11/08/2020	ORL 2 vs NSH 3	L			Dike 8 (Mueller 7) 4; Nani 6 (free kick) 61



ORLANDO CITY SC

ORLANDO CITY SC --CUP COMPETITIONS -- GAME-BY-GAME

#	Player	MLS IS BACK KNOCKOUT				MLS IS BACK KNOCKOUT			
		R16	QF	SF	F	R16	QF	SF	F
		MTL	LFC	MIN	POR	MTL	LFC	MIN	POR
1	Pedro Gallese	1-0	1-1	3-1	1-2	1-0	1-1	3-1	1-2
2	Ruan	90G	90G	90G	90G	90G	90D	90G	90G
3	Alex De John	87D	90D	90D	86D				
4	Joao Moutinho	90D	90D	90D	90D	90D	90D	90D	90D
6	Robin Jansson	90D	90D	85D	90D	90D	85D	90D	90D
8	Jhegson Sebastian Mendez	83M	89M	85M	71M	83M	89M	85M	71M
9	Chris Mueller	83M	45M	67M	71M	83M	45M	67M	71M
10	Mauricio Pereyra	75M	90M	89M	90M	75M	90M	89M	90M
11	Junior Urso			23	19			23	19
13	Tesho Akindele	75F	71F	67F	78F	75F	71F	67F	78F
14	Dom Dwyer								
15	Rodrigo Schlegel	7		5		7		5	
17	Nani	90M	90M	90M	90M	90M	90M	90M	90M
18	Daryl Dike	15	19	12		15	19	12	
19	Benji Michel		45	23	19		45	23	19
20	Oriol Rosell	90M	71M		79M	90M	71M		79M
21	Andres Perea	15	19	5		15	19	5	
23	Brian Rowe								
24	Kyle Smith	3	10	1	4	3	10	1	4
25	Antonio Carlos	90D	90D		90D	90D	90D		90D
27	Kamal Miller								
29	Santiago Patino		1		11		1		11
30	David Loera								
31	Mason Stajduhar								
33	Jordan Bender								
34	Joey DeZart	7				7			
77	Robinho								

MLS IS BACK KNOCKOUT	STAGE	MLS IS BACK KNOCKOUT	STAGE
R16	07/25/2020	ORL 1 vs MTL 0	W
QF	07/31/2020	ORL 1 vs LFC 1	T (5-4 pens)
SF	08/06/2020	ORL 3 vs MIN 1	W
F	08/11/2020	ORL 1 vs POR 2	L

MLS IS BACK KNOCKOUT	STAGE	MLS IS BACK KNOCKOUT	STAGE
Akindele 2 (unassisted)	60		
Moutinho 1 (Nani 3)	90		
Nani 2 (Jansson 1)	36;	Nani 3 (Mendez 1)	42;
Pereyra 2 (unassisted)	39	Michel 1 (Junior Urso 1, Nani 4)	96+



PHILADELPHIA UNION

2020 RECORD

	GP	W-L-T	PTS	GF	GA
Union	23	14-4-5	47	44	20

RECORD at SUBARU PARK

	GP	W-L-T	PTS	GF	GA
	9	9-0-0	27	24	4

RECORD on road

	GP	W-L-T	PTS	GF	GA
	11	3-4-4	13	16	14

RECORD at the half

	W	L	T
LEADING	9	1	0
TIED	5	2	5
TRAILING	0	1	0

RECORD with the first goal

	W	L	T
SCORING	13	1	3
CONCEDING	1	3	0

TEAM COMPARISONS

	FOR	AGAINST
GOALS SCORED	1.91 (4th)	0.87 (1st)
TOTAL SHOTS	12.91 (11th)	11.57 (12th)
SHOTS ON GOAL	5.35 (3rd)	3.70 (3rd)
SHOOTING ACCURACY	41.4% (1st)	32.0% (5th)
SCORING %AGE	14.8% (4th)	7.5% (2nd)
FOULS	13.70 (4th)	10.83 (3rd)
CORNER KICKS	4.83 (14th)	5.48 (19th)
OFFSIDE	2.09 (3rd)	1.17 (4th)

GOALS SCORED IN GAME

GP	0	1	2	3	4+	TOT	AVG
23	4	5	7	4	3	44	1.91

GOALS ALLOWED IN GAME

GP	0	1	2	3	4+	TOT	AVG
23	9	9	4	1	0	20	0.87

GOALS BY INTERVALS

	TOT	0-15	16-30	31-45+	46-60	61-75	76-90+
FOR	44	3	7	7	7	15	5
AGAINST	20	1	0	4	3	7	5

WHERE THE GOALS COME FROM

	FOR	AGAINST
GOALS SCORED	44	20
MINUTES PER GOAL	47	104

HOW SCORED

RIGHT FOOT	22	10
LEFT FOOT	17	5
HEADERS	5	5
OTHER	0	0

TYPE OF PLAY

OPEN PLAY	28	11
CROSS	6	3
CORNER	5	3
REBOUND	0	0
PENALTIES	2	1
DIRECT FROM FREE KICK	1	2
FREE KICK (INDIRECT)	1	0
OWN GOALS	1	0

DISTANCE

INSIDE GOAL AREA	11	5
INSIDE PENALTY AREA	22	8
OUTSIDE PENALTY AREA	11	7

PRIMARY TEAM





PHILADELPHIA UNION

No.	Player	Pos	Ht	Wt	Birthdate	Birthplace	2020				CAREER			
							GP	GS	G	A	GP	GS	G	A
1	Matt Freese	GK	6-3	194	09/02/1998	Wayne, PA	1	1	0	0	7	6	0	0
Homegrown Player. MLS Season: 2. College: Harvard														
2	Warren Creavalle	MF	5-11	167	08/14/1990	Brooklyn, NY	11	4	0	0	164	90	5	7
MLS Season: 9. Last club: Toronto FC (MLS). 2012 SuperDraft: Round 2, Pick 37 (Central Florida). International: Guyana 4/0														
3	Jack Elliott	DF	6-6	183	08/25/1995	London, England	17	10	1	0	98	89	6	1
MLS Season: 4. 2017 SuperDraft: Round 4, Pick 77 (West Virginia)														
4	Mark McKenzie	DF	6-0	191	02/25/1999	Bronx, NY	22	22	2	3	48	46	2	3
Homegrown Player. MLS Season: 3. College: Wake Forest. International: USA 1/0														
5	Jakob Glesnes	DF	6-2	185	03/25/1994	Sotra, Norway	19	17	1	0	19	17	1	0
MLS Season: 1. Last club: Stromsgodset IF (Norway)														
7	Andrew Wooten	FW	6-1	187	09/30/1989	Bamberg, West Germany	16	4	0	4	23	8	0	5
MLS Season: 2. Last club: SV Sandhausen (Germany). International: USA 1/0														
8	Jose Martinez	MF	5-9	152	08/07/1994	Maracaibo, Venezuela	14	14	0	2	14	14	0	2
MLS Season: 1. Last club: Zulia FC (Venezuela)														
10	Jamiro Monteiro	MF	5-8	137	11/23/1993	Rotterdam, Netherlands	22	22	3	6	48	44	7	15
Designated Player. MLS Season: 2. Last club: FC Metz (France) International: Cape Verde 5/0														
11	Alejandro Bedoya	MF	5-11	163	04/29/1987	Englewood, NJ	21	21	3	3	124	122	13	17
MLS Season: 5. Last club: FC Nantes (France). College: Boston College. International: USA 66/2														
12	Joseph Bendik	GK	6-2	217	04/25/1989	Marietta, GA	2	1	0	0	178	174	0	1
MLS Season: 9. Last club: Orlando City (MLS). College: Clemson														
13	Cole Turner	MF	6-1	175	07/07/2001	Churchville, MD	1	0	0	0	1	0	0	0
Homegrown Player. MLS Season: 1. Last club: Bethlehem Steel FC														
14	Jack de Vries	MF	6-0	165	03/28/2002	Akron, OH	4	0	0	0	4	0	0	0
Homegrown Player. MLS Season: 1.														
15	Olivier Mbaizo	DF	5-11	156	08/15/1997	Douala, Cameroon	14	12	0	2	18	15	0	3
MLS Season: 3. Last club: Bethlehem Steel FC														
17	Sergio Santos	FW	6-0	187	09/04/1994	Belo Horizonte, Brazil	21	17	8	2	38	22	12	3
MLS Season: 2. Last club: Audax Italiano (Chile)														
18	Andre Blake	GK	6-2	173	11/21/1990	Mary Pen, Jamaica	21	21	0	0	145	145	0	0
MLS Season: 7. 2014 SuperDraft: Round 1, Pick 1 (Connecticut). International: Jamaica 45/0														
19	Cory Burke	FW	6-3	183	12/28/1991	Kingston, Jamaica	5	0	2	0	41	20	14	1
MLS Season: 3. Last club: Bethlehem Steel FC. International: Jamaica 18/2														
20	Michee Ngalina	FW	5-11	150	04/06/2000	Kinshaha, DR Congo	0	0	0	0	1	0	0	0
MLS Season: 2. Last club: Bethlehem Steel FC														
21	Anthony Fontana	MF	5-10	163	10/14/1999	Newark, DE	17	5	6	0	30	6	8	1
Homegrown Player. MLS Season: 3.														
22	Brenden Aaronson	MF	5-9	144	10/22/2000	Medford, NJ	23	23	4	7	51	48	7	9
Homegrown Player. MLS Season: 2. International: USA 1/0														
23	Kacper Przybylko	FW	6-4	195	03/25/1993	Bielefeld, Germany	23	23	8	6	49	48	23	10
MLS Season: 2. Last club: 1. FC Kaiserslautern (Germany)														
24	Matej Oravec	MF	6-0	165	03/30/1998	Trnava, Slovakia	0	0	0	0	0	0	0	0
MLS Season: 1. Last club: DAC Dunajska Streda (Slovakia)														
25	Ilsinho	MF	5-10	195	10/12/1985	Sao Paulo, Brazil	22	2	3	3	125	56	22	20
MLS Season: 5. Last club: Shakhtar Donetsk (Ukraine). International: Brazil 1/0														
27	Kai Wagner	DF	6-0	172	02/15/1997	Geislingen an der Steige, Germany	14	14	1	2	44	44	1	10
MLS Season: 2. Last club: Wurzbürger Kickers (Germany)														
28	Raymon Gaddis	DF	5-9	143	01/13/1990	Indianapolis, IN	15	15	0	1	221	211	0	10
MLS Season: 9. 2012 SuperDraft: Round 2, Pick 35 (West Virginia)														
32	Matt Real	DF	6-0	163	07/10/1999	Drexel Hill, PA	15	5	1	2	21	9	1	3
Homegrown Player. MLS Season: 3. Last club: Bethlehem Steel FC														
78	Aurelien Collin	DF	6-2	194	03/08/1986	Enghien-les-Bains, France	0	0	0	0	182	170	13	5
MLS Season: 10. Last club: New York Red Bulls (MLS)														

HEAD COACH : Jim Curtin

06/23/1979

W84 L79 T48



PHILADELPHIA UNION

PHILADELPHIA UNION PLAYOFF HISTORY

vs. Team	No. of Series	Series					ShO	GF	GA	Last Mtg.	Round	Series Result
		W-L	GP	W-L-T	OT							
Atlanta	1	0-1	1	0-1-0	0-0-0	0-0	0	2	2019	Quarterfinals	Lost 1 games to 0	
Houston	1	0-1	2	0-2-0	0-0-0	0-0	1	3	2011	Quarterfinals	Lost 2 games to 0	
New York City FC	1	0-1	1	0-1-0	0-0-0	0-0	1	3	2018	Wild Card	Lost 1 games to 0	
N.Y. Red Bulls	1	1-0	1	1-0-0	1-0-0	0-0	4	3	2019	Wild Card	Won 1 games to 0	
Toronto FC	1	0-1	1	0-1-0	0-0-0	0-0	1	3	2016	Wild Card	Lost 1 games to 0	
TOTALS	5	1-4	6	1-5-0	1-0-0	0-0	7	14				

PHILADELPHIA UNION - ALL-TIME POSTSEASON RESULTS

DATE	OPPONENT	RESULT	ATT.	W-L-T	RD.	NOTES:
10/30/2011	Houston	L 1-2	18,539	0-1-0	QTR	PHI: Le Toux (7); HOU: Hainault (5) Carr (30)
11/03/2011	at Houston	L 0-1	24,749	0-2-0	QTR	HOU: Ching (45)
10/26/2016	at Toronto FC	L 1-3	21,759	0-1-0	WC	PHI: Bedoya (73); TOR: Giovinco (15) Osorio (48) Altidore (85)
10/31/2018	at New York City	L 1-3	15,153	0-1-0	WC	PHI: Burke (83); NYC: Tajouri-Shradi (10) Villa (26) Morales (78)
10/20/2019	New York Red Bull	W 4-3 (OT)	18,530	1-0-0	WC	PHI: Bedoya (30) Elliott (52) Picault (78) Fabian (106+); NYR: Sims (6) Parker (24) Barlow (49+)
10/24/2019	at Atlanta	L 0-2	41,507	1-1-0	QTR	ATL: Gressel (10) J. Martinez (80)



PHILADELPHIA UNION

ALL-TIME PHILADELPHIA UNION POSTSEASON STATISTICS (1-5-0, 3 PTS.)

PLAYER	GP	GS	MIN	G	A
Alejandro Bedoya	4	4	374	2	0
Fafa Picault	3	2	228	1	1
Cory Burke	1	1	90	1	0
Jack Elliott	2	2	210	1	0
Marco Fabian	2	0	41	1	0
Sebastien Le Toux	2	2	180	1	0
Ilsinho	4	0	172	0	2
Michael Farfan	2	2	180	0	1
Justin Mapp	2	1	92	0	1
Richard Marquez	1	1	90	0	1
Haris Medunjanin	3	3	300	0	1
Sergio Santos	2	2	169	0	1
Brenden Aaronson	2	2	124	0	0
Freddy Adu	2	0	37	0	0
Roland Alberg	1	0	20	0	0
Tranquillo Barnetta	1	1	90	0	0
Andre Blake	4	4	390	0	0
Danny Califf	2	2	180	0	0
Brian Carroll	2	2	180	0	0
Warren Creavalle	3	2	143	0	0
Charlie Davies	1	0	6	0	0
Borek Dockal	1	1	90	0	0
Fabinho	1	1	90	0	0
Gabriel Farfan	2	2	157	0	0
Raymon Gaddis	3	3	300	0	0
Fabian Herbers	1	1	59	0	0
Derrick Jones	1	0	8	0	0
Jack McInerney	2	1	118	0	0
Mark McKenzie	3	3	300	0	0
Stefani Miglioranza	1	1	62	0	0
Faryd Mondragon	2	2	180	0	0
Jamiro Monteiro	2	2	210	0	0
Danny Mwanga	2	2	142	0	0
Veljko Paunovic	1	1	67	0	0
Chris Pontius	1	1	90	0	0
Keegan Rosenberry	2	2	155	0	0
CJ Sapong	2	1	89	0	0
Roger Torres	2	0	45	0	0
Ken Tribbett	1	1	90	0	0
Auston Trusty	1	1	90	0	0
Carlos Valdes	2	2	180	0	0
Kai Wagner	2	2	202	0	0
Sheanon Williams	2	2	180	0	0
Andrew Wooten	2	1	70	0	0
Team totals	6	6	570	7	8
Opponent totals	6	6	570	14	16

UNION INDIVIDUAL GOALKEEPING

GOALKEEPER	GP	GS	SV	GA	GAA	SO
Faryd Mondragon	2	2	7	3	1.50	0
Andre Blake	4	4	10	11	2.54	0
Team totals	6	6	17	14	2.21	0
Opponent totals	6	6	25	7	1.11	2



PHILADELPHIA UNION

CAREER POSTSEASON STATISTICS FOR CURRENT PHILADELPHIA UNION PLAYERS

UNF	POS	PLAYER	GP	GS	MIN	G	A	SHT	SOG	PKG	PKA	SKG	SKA	FC	FS	OFF	CK	C	E
22	M	Brenden Aaronson	2	2	124	0	0	2	1	0	0	0	0	3	2	0	3	0	0
11	M	Alejandro Bedoya	4	4	374	2	0	10	2	0	0	0	0	7	3	3	0	3	0
19	F	Cory Burke	1	1	90	1	0	4	1	0	0	0	0	3	0	0	0	0	0
78	D	Aurelien Collin	13	13	1230	4	1	12	4	0	0	1	1	21	14	4	0	2	0
2	M	Warren Creavalle	9	7	539	0	0	1	0	0	0	0	0	5	10	0	0	0	0
3	M-D	Jack Elliott	2	2	210	1	0	3	1	0	0	0	0	2	0	0	0	0	0
28	D	Raymon Gaddis	3	3	300	0	0	1	0	0	0	0	0	3	1	0	0	0	0
4	D	Mark McKenzie	3	3	300	0	0	2	0	0	0	0	0	2	2	0	0	1	0
10	M	Jamiro Monteiro	2	2	210	0	0	6	1	0	0	0	0	2	8	1	0	1	0
25	M	Ilsinho	4	0	172	0	2	0	0	0	0	0	0	5	4	0	0	1	0
17	F	Sergio Santos	2	2	169	0	1	5	1	0	0	0	0	5	4	1	0	0	0
27	D	Kai Wagner	2	2	202	0	0	1	1	0	0	0	0	4	0	0	0	1	0
7	F	Andrew Wooten	2	1	70	0	0	1	0	0	0	0	0	0	0	0	0	0	0
UNF	POS	GOALKEEPER	GP	GS	MIN	SHTS	SV	GA	GAA	PKG	PKA	SKG	SKA	W	L	T	SO		
18	GK	Andre Blake	4	4	390	2	10	11	2.54	0	0	0	0	1	3	0	0		



PHILADELPHIA UNION

PHILADELPHIA UNION INDIVIDUAL HIGH GAMES (2020)

Goals					
3	Sergio Santos	10/24/2020	vs. TOR	W	5-0
Assists					
3	Kacper Przybylko	10/24/2020	vs. TOR	W	5-0
Shots					
5	Kacper Przybylko	09/20/2020	at MTL	W	4-1
5	Sergio Santos	10/24/2020	vs. TOR	W	5-0
5	Kacper Przybylko	11/01/2020	at CLB	L	1-2
Shots on Goal					
3	7 times				
Fouls Committed					
4	10 times				
Fouls Suffered					
5	Jamiro Monteiro	10/11/2020	vs. MTL	W	2-1
5	Jose Martinez	10/24/2020	vs. TOR	W	5-0
Offside					
3	Kacper Przybylko	03/08/2020	at LFC	T	3-3
Saves					
8	Andre Blake	03/08/2020	at LFC	T	3-3
Shots Faced					
11	Andre Blake	03/08/2020	at LFC	T	3-3
Goals Allowed					
3	Andre Blake	03/08/2020	at LFC	T	3-3

TEAM HIGH GAMES (2020)

Goals					
5	10/24/2020	vs. TOR	W	5-0	
Assists					
8	10/24/2020	vs. TOR	W	5-0	
Shots					
27	10/24/2020	vs. TOR	W	5-0	
Shots on Goal					
12	10/24/2020	vs. TOR	W	5-0	
Fouls Committed					
20	10/14/2020	at DC	T	2-2	
20	10/28/2020	vs. CHI	W	2-1	
Fouls Suffered					
20	09/23/2020	at CIN	T	0-0	
Corner Kicks					
11	10/07/2020	vs. CIN	W	3-0	
11	10/24/2020	vs. TOR	W	5-0	
Offside					
7	03/08/2020	at LFC	T	3-3	
Saves					
8	03/08/2020	at LFC	T	3-3	
Shots Faced					
11	03/08/2020	at LFC	T	3-3	
Goals Allowed					
3	03/08/2020	at LFC	T	3-3	

TEAM LOW GAMES (2020)

Shots					
6	09/23/2020	at CIN	T	0-0	
Shots on Goal					
0	09/23/2020	at CIN	T	0-0	
Fouls Committed					
8	10/03/2020	at TOR	L	1-2	
Fouls Suffered					
3	08/29/2020	vs. DC	W	4-1	
Corner Kicks					
1	10/03/2020	at TOR	L	1-2	
Offside					
0	09/23/2020	at CIN	T	0-0	
0	10/19/2020	at NE	W	2-1	
Saves					
0	09/06/2020	at NYR	W	3-0	
Shots Faced					
0	09/06/2020	at NYR	W	3-0	

PHILADELPHIA UNION INDIVIDUAL POSTSEASON HIGH GAMES (2011-19)

Goals					
1	7 times				
Assists					
1	8 times				
Shots					
6	Alejandro Bedoya	10/20/2019	vs. NYR	W	4-3
Shots on Goal					
3	Fafa Picault	10/20/2019	vs. NYR	W	4-3
Fouls Committed					
5	Tranquillo Barnetta	10/26/2016	at TOR	L	1-3
Fouls Suffered					
5	Jamiro Monteiro	10/20/2019	vs. NYR	W	4-3
Offside					
3	Fafa Picault	10/20/2019	vs. NYR	W	4-3
Shots Faced					
6	Andre Blake	10/26/2016	at TOR	L	1-3
Goals Allowed					
3	Andre Blake	10/26/2016	at TOR	L	1-3
3	Andre Blake	10/31/2018	at NYC	L	1-3
3	Andre Blake	10/20/2019	vs. NYR	W	4-3

TEAM HIGH GAMES (2011-19)

Goals					
4	10/20/2019	vs. NYR	W	4-3	
Assists					
3	10/20/2019	vs. NYR	W	4-3	
Shots					
31	10/20/2019	vs. NYR	W	4-3	
Shots on Goal					
11	10/30/2011	vs. HOU	L	1-2	
Fouls Committed					
19	10/24/2019	at ATL	L	0-2	
Fouls Suffered					
16	10/31/2018	at NYC	L	1-3	
Corner Kicks					
13	10/20/2019	vs. NYR	W	4-3	
Offside					
7	10/20/2019	vs. NYR	W	4-3	
Saves					
4	11/03/2011	at HOU	L	0-1	
Shots Faced					
6	10/30/2011	vs. HOU	L	1-2	
Goals Allowed					
3	10/26/2016	at TOR	L	1-3	
3	10/31/2018	at NYC	L	1-3	
3	10/20/2019	vs. NYR	W	4-3	

TEAM LOW GAMES (2011-19)

Shots					
7	10/31/2018	at NYC	L	1-3	
Shots on Goal					
2	10/31/2018	at NYC	L	1-3	
Fouls Committed					
11	10/30/2011	vs. HOU	L	1-2	
11	10/31/2018	at NYC	L	1-3	
Fouls Suffered					
9	11/03/2011	at HOU	L	0-1	
9	10/26/2016	at TOR	L	1-3	
Corner Kicks					
4	10/26/2016	at TOR	L	1-3	
4	10/31/2018	at NYC	L	1-3	
Offside					
0	10/26/2016	at TOR	L	1-3	
Saves					
2	10/31/2018	at NYC	L	1-3	
2	10/20/2019	vs. NYR	W	4-3	
Shots Faced					
5	11/03/2011	at HOU	L	0-1	
5	10/31/2018	at NYC	L	1-3	
5	10/20/2019	vs. NYR	W	4-3	
5	10/24/2019	at ATL	L	0-2	



PHILADELPHIA UNION

2020 PHILADELPHIA UNION STATISTICS (14-4-5, 47 pts.)

UNF	POS	PLAYER	GP	GS	MIN	G	A	SHT	SOG	FC	FS	OFF	CK	C	E
23	F	Kacper Przybylko	23	23	1974	8	6	54	25	14	23	17	0	1	0
17	F	Sergio Santos	21	17	1218	8	2	34	12	34	20	9	0	4	0
21	M	Anthony Fontana	17	5	509	6	0	16	13	16	12	0	2	4	0
22	M	Brenden Aaronson	23	23	1914	4	7	36	16	16	28	4	16	0	0
10	M	Jamiro Monteiro	22	22	1941	3	6	32	14	38	39	0	89	6	0
11	M	Alejandro Bedoya	21	21	1832	3	3	31	12	29	12	7	0	9	0
25	M	Ilsinho	22	2	623	3	3	10	4	8	7	2	3	2	0
4	D	Mark McKenzie	22	22	1980	2	3	13	4	20	8	0	0	3	0
19	F	Cory Burke	5	0	110	2	0	9	5	5	0	0	0	0	0
32	D	Matt Real	15	5	622	1	2	7	2	13	1	0	0	2	0
27	D	Kai Wagner	14	14	1186	1	2	5	1	15	11	0	1	0	0
3	D	Jack Elliott	17	10	981	1	0	10	6	18	7	0	0	2	0
5	D	Jakob Glesnes	19	17	1493	1	0	8	2	15	8	0	0	4	0
7	F	Andrew Wooten	16	4	447	0	4	3	1	3	4	5	0	0	0
8	M	Jose Martinez	14	14	1148	0	2	20	3	31	21	0	0	7	0
15	D	Olivier Mbaizo	14	12	1057	0	2	3	2	22	10	3	0	4	0
28	D	Raymon Gaddis	15	15	1271	0	1	5	1	10	7	1	0	3	0
12	G	Joseph Bendik	2	1	91	0	0	0	0	0	0	0	0	0	0
18	G	Andre Blake	21	21	1889	0	0	0	0	1	3	0	0	1	0
2	M	Warren Creavalle	11	4	379	0	0	1	0	6	6	0	0	2	0
14	M	Jack de Vries	4	0	12	0	0	0	0	1	0	0	0	0	0
1	G	Matt Freese	1	1	90	0	0	0	0	0	1	0	0	0	0
13	M	Cole Turner	1	0	3	0	0	0	0	0	0	0	0	0	0
78	D	Aurelien Collin	0	0	0	0	0	0	0	0	0	0	0	0	0
20	F	Michee Ngalina	0	0	0	0	0	0	0	0	0	0	0	0	0
24	M	Matej Oravec	0	0	0	0	0	0	0	0	0	0	0	0	0
		Own-goals received				1									
		Team totals	23	23	2070	44	43	297	123	315	249	48	111	54	0
		Opponent totals	23	23	2070	20	19	266	85	249	315	27	126	31	4

GAME-WINNING GOALS: Kacper Przybylko 4, Sergio Santos 3, Anthony Fontana 3, Ilsinho 1, Cory Burke 1
Alejandro Bedoya 1, Brenden Aaronson 1

GAME-WINNING ASSISTS: Brenden Aaronson 3, Andrew Wooten 2, Jamiro Monteiro 2, Kai Wagner 1
Matt Real 1, Kacper Przybylko 1, Ilsinho 1, Olivier Mbaizo 1, Raymon Gaddis 1
Alejandro Bedoya 1

PENALTY KICK GOALS/ATTEMPTS: Kacper Przybylko 1-1, Jamiro Monteiro 1-1

PHILADELPHIA UNION INDIVIDUAL GOALKEEPING

UNF	POS	GOALKEEPER	GP	GS	MIN	SHTS	SV	GA	GAA	PG	PA	W	L	T	SO
1	G	Matt Freese	1	1	90	1	1	0	0.00	0	0	1	0	0	1
18	G	Andre Blake	21	21	1889	81	63	18	0.86	1	2	13	3	5	8
12	G	Joseph Bendik	2	1	91	3	1	2	1.98	0	0	1	0	0	0
		Team totals	23	23	2070	85	65	20	0.87	1	2	14	4	5	9
		Opponent totals	23	23	2070	123	79	44	1.91	2	2	4	14	5	4

* = Played with other teams in 2020. Only Philadelphia Union statistics listed here.



PHILADELPHIA UNION

PHILADELPHIA UNION 2020 SCHEDULE

DAY	DATE	OPPONENT	RESULT	ATT.	W-L-T	POS.	PTS	NOTES:
Sat.	Feb. 29	at FC Dallas	L 0-2	16,219	0-1-0	T5	0	DAL: Ondrasek (61) Pomykal (91+)
Sun.	Mar. 8	at Los Angeles FC	T 3-3	22,112	0-1-1	T7	1	PHI: Santos (29) Glesnes (48) Aaronson (69); LFC: Vela (38) Rossi (49) Segura (71)
Thu.	July 9	at New York City	W 1-0		1-1-1	T2	4	PHI: Bedoya (63)
Tue.	July 14	Inter Miami CF	W 2-1		2-1-1	T1	7	PHI: Wagner (5) Przybylko (63); MCF: Pizarro (36)
Mon.	July 20	Orlando City SC	T 1-1		2-1-2	T2	8	PHI: Ilsinho (68); ORL: Pereyra (70)
Thu.	Aug. 20	at New England	T 0-0		2-1-3	4	9	
Tue.	Aug. 25	New York Red Bull	W 1-0		3-1-3	3	12	PHI: Przybylko (31)
Sat.	Aug. 29	D.C. United	W 4-1		4-1-3	3	15	PHI: Przybylko (7,16) Santos (21) Aaronson (61); DC: Gressel (63)
Wed.	Sept. 2	at Columbus	L 0-1		4-2-3	T3	15	CLB: Zelarayan (55)
Sun.	Sept. 6	at New York Red B	W 3-0		5-2-3	T2	18	PHI: Aaronson (36) Przybylko (68) Real (78)
Sat.	Sept. 12	New England	W 2-1		6-2-3	T2	21	PHI: Fontana (73,95+); NE: Buchanan (81)
Sun.	Sept. 20	at Montreal	W 4-1		7-2-3	2	24	PHI: Bedoya (22) Przybylko (47,48+) Fontana (65); MTL: Quioto (5)
Wed.	Sept. 23	at FC Cincinnati	T 0-0		7-2-4	T2	25	
Sun.	Sept. 27	Inter Miami CF	W 3-0		8-2-4	T2	28	PHI: Fontana (25) Ilsinho (69) Aaronson (97+)
Sat.	Oct. 3	at Toronto FC	L 1-2		8-3-4	4	28	PHI: Santos (4); TOR: Akinola (58) Pozuelo (76)
Wed.	Oct. 7	FC Cincinnati	W 3-0		9-3-4	T2	31	PHI: Ilsinho (59) Bedoya (73) Elliott (80)
Sun.	Oct. 11	Montreal	W 2-1		10-3-4	2	34	PHI: Monteiro (39) Santos (49); MTL: Sejdic (65)
Wed.	Oct. 14	at D.C. United	T 2-2		10-3-5	2	35	PHI: Fontana (49) McKenzie (87); DC: Pines (71) Asad (75)
Mon.	Oct. 19	at New England	W 2-1		11-3-5	2	38	PHI: own goal (34) Fontana (69); NE: Buchanan (80)
Sat.	Oct. 24	Toronto FC	W 5-0		12-3-5	T1	41	PHI: Santos (27,63,68) McKenzie (33) Monteiro (56)
Wed.	Oct. 28	Chicago	W 2-1		13-3-5	1	44	PHI: Przybylko (28) Burke (65); CHI: Beric (42)
Sun.	Nov. 1	at Columbus	L 1-2		13-4-5	T1	44	PHI: Monteiro (57); CLB: Artur (37) Nemeth (84)
Sun.	Nov. 8	New England	W 2-0		14-4-5	1	47	PHI: Santos (42) Burke (69)



PHILADELPHIA UNION

PHILADELPHIA UNION – GAME-BY-GAME

#	Player	1	2	3	4	5	6	7	8	9	10	11	12	13	14	15	16	17	18	19	20	21	22	23	
		DAL	LFC	NYC	MCF	ORL	NE	NYR	DC	CLB	NYR	NE	MTL	CIN	MCF	TOR	CIN	MTL	DC	NE	TOR	CHI	CLB	NE	
		0-2	3-3	1-0	2-1	1-1	0-0	1-0	4-1	0-1	3-0	2-1	4-1	0-0	3-0	1-2	3-0	2-1	2-2	2-1	5-0	2-1	1-2	2-0	
																								90G	
1	Matt Freese	79M	17	18	73M	1	12	45	28				45M				16	45M							
2	Warren Creavalle	1	1	90D	1	90D	90D	16	90D	90D							45	90D	90D	90M	16	90M	90M	1	
3	Jack Elliott	90D	90D	90D	90D	90D	90D	90D	90D	90D	90D	90D	90D	90D	90D	90D	90D	90D	90D	90D	90D	90D	90D	90D	90D
4	Mark McKenzie	90D	90D	7	90D	17	74D	90D									45D								
5	Jakob Glesnes						14	58F	26	15	61	65F	64F	57F	12	4	6	1	28	12	21	3			
7	Andrew Wooten						89M	73M	72M				90M	90M	90M	90M	90M	90M							
8	Jose Martinez	90M	90M	81M	90M	90M	90M	90M	90M	90M	61M	90M	90M	90M	90M	90M	90M	90M	90M	90M	90M	90M	90M	90M	90M
10	Jamiro Monteiro	90M	84M	84M	90M	90M	90M	90M	90M	62M	90M	90M	87M	90M			90M	84M	90M	90M	82M	90M	90M	89M	
11	Alejandro Bedoya																								
12	Joseph Bendik																								
13	Cole Turner																								
14	Jack de Vries																								
15	Olivier Mbaizo																								
17	Sergio Santos	90F	72F		45F	59F	63F	32	64F	75F	29F														
18	Andre Blake	90G	90G	90G	90G	90G	90G	90G	90G	90G	90G	90G	90G	90G	90G	90G	90G	90G	90G	90G	90G	90G	90G	90G	90G
19	Cory Burke																								
20	Michee Ngalina																								
21	Anthony Fontana	11	6	32	9																				
22	Brenden Aaronson	66M	90M	83M	89M	89M	89M	74M	88M	61M	76M	90M	87M	72M	90M	66M	90M	89M	90M	90M	82M	90M	83M	90M	
23	Kacper Przybylko	90F	90F	90F	90F	90F	90F	76F	90F	64F	90F	90F	72F	90F	90F	90F	90F	90F	90F	90F	77F	69F	87F	90F	89F
24	Matej Oravec																								
25	Ilsinho	24	18	58F	45	31	27	16	26	29	29	26	33	29	19	37	72M	28	30	8	30	7	1		
27	Kai Wagner	90D	90D	90D	90D																				
28	Raymon Gaddis	90D	90D	90D	90D	90D	90D	90D	90D	90D	90D	90D	90D	90D	90D	90D	90D	90D	90D	90D	90D	90D	90D	90D	90D
32	Matt Real	89D	90D																						
78	Aurelien Collin																								

"00" = 100 minutes played
F/M/D/G = starting position



PHILADELPHIA UNION

PHILADELPHIA UNION – GAME-BY-GAME LOG

Game #1	02/29/2020	PHI 0 at DAL 2	L	Sergio Santos 1 (Monteiro 1) 29; Glesnes 1 (unassisted) 48; Aaronson 1 (Sergio Santos 1) 69
Game #2	03/08/2020	PHI 3 at LFC 3	T	Bedoya 1 (unassisted) 63
Game #3	07/09/2020	PHI 1 at NYC 0	W	Wagner 1 (unassisted) 5; Przybylko 1 (Aaronson 1) 63
Game #4	07/14/2020	PHI 2 vs MCF 1	W	Ilsinho 1 (Bedoya 1, Aaronson 2) 68
Game #5	07/20/2020	PHI 1 vs ORL 1	T	Przybylko 2 (Gaddis 1, Wooten 1) 31
Game #6	08/20/2020	PHI 0 at NE 0	T	Przybylko 3 (unassisted) 7; Przybylko 4 (unassisted) 16; Sergio Santos 2 (Martinez 1) 21; Aaronson 2 (Przybylko 1, Mbaizo 1) 61
Game #7	08/25/2020	PHI 1 vs NYR 0	W	Aaronson 3 (Bedoya 2, Wooten 2) 36; Przybylko 5 (Wooten 3, Bedoya 3) 68; Real 1 (Ilsinho 1) 78
Game #8	08/29/2020	PHI 4 vs DC 1	W	Fontana 1 (unassisted) 73; Fontana 2 (unassisted) 95+
Game #9	09/02/2020	PHI 0 at CLB 1	L	Bedoya 2 (Wooten 4, Real 1) 22; Przybylko 6 (Real 2, Monteiro 2) 48+; Przybylko 7 (Aaronson 3, McKenzie 1) 47
Game #10	09/06/2020	PHI 3 at NYR 0	W	Fontana 3 (McKenzie 2) 65
Game #11	09/12/2020	PHI 2 vs NE 1	W	Fontana 4 (Przybylko 2) 25; Ilsinho 2 (Przybylko 3, Monteiro 3) 69; Aaronson 4 (unassisted) 96+
Game #12	09/20/2020	PHI 4 at MTL 1	W	Sergio Santos 3 (unassisted) 5
Game #13	09/23/2020	PHI 0 at CIN 0	T	Ilsinho 3 (unassisted) 59; Bedoya 3 (Aaronson 4) 73; Elliott 1 (Monteiro 4) 80
Game #14	09/27/2020	PHI 3 vs MCF 0	W	Monteiro 1 (Ilsinho 2) 39; Sergio Santos 4 (Ilsinho 3, Aaronson 5) 48
Game #15	10/03/2020	PHI 1 at TOR 2	L	Fontana 5 (Sergio Santos 2) 49; McKenzie 1 (unassisted) 87
Game #16	10/07/2020	PHI 3 vs CIN 0	W	own goal (Farrrell) 34; Fontana 6 (Monteiro 5) 69
Game #17	10/11/2020	PHI 2 vs MTL 1	W	Sergio Santos 5 (Wagner 1) 27; McKenzie 2 (Przybylko 4, Monteiro 6) 33; Monteiro 2 (Przybylko 5) 56
Game #18	10/14/2020	PHI 2 at DC 2	T	Sergio Santos 6 (Wagner 2, McKenzie 3) 63; Sergio Santos 7 (Aaronson 6, Przybylko 6) 68
Game #19	10/19/2020	PHI 2 at NE 1	W	Przybylko 8 (penalty kick) 28; Burke 1 (Mbaizo 2, Aaronson 7) 65
Game #20	10/24/2020	PHI 5 vs TOR 0	W	Monteiro 3 (penalty kick) 57
Game #21	10/28/2020	PHI 2 vs CHI 1	W	Sergio Santos 8 (unassisted) 42; Burke 2 (Martinez 2) 69
Game #22	11/01/2020	PHI 1 at CLB 2	L	
Game #23	11/08/2020	PHI 2 vs NE 0	W	



PHILADELPHIA UNION

PHILADELPHIA UNION – CUP COMPETITIONS – GAME-BY-GAME

#	Player	MLS IS BACK			KNOCKOUT		
		R16	QF	SF	NE	KC	FOR
		1-0	3-1	1-2			
1	Matt Freese						
2	Warren Creavalle	7					
3	Jack Elliott	90D	90D	90D			
4	Mark McKenzie	90D	90D	90D			
5	Jakob Glesnes						
7	Andrew Wooten	2	20	18			
8	Jose Martinez	90M	90M	72M			
10	Jamiro Monteiro	90M	86M	90M			
11	Alejandro Bedoya	90M	90M	90M			
12	Joseph Bendik						
13	Cole Turner						
14	Jack de Vries						
15	Olivier Mbaizo						
17	Sergio Santos	64F	53F	59F			
18	Andre Blake	90G	90G	90G			
19	Cory Burke						
20	Michee Ngalina						
21	Anthony Fontana	4					
22	Brenden Aaronson	83M	86M	90M			
23	Kacper Przybylko	88F	73F	90F			
24	Matej Oravec						
25	Ilsinho	26	37	31			
27	Kai Wagner	90D	90D	90D			
28	Raymon Gaddis	90D	90D	90D			
32	Matt Real						
78	Aurelien Collin	4					

MLS IS BACK	KNOCKOUT	STAGE
R16	07/25/2020	PHI 1 vs NE 0 W Sergio Santos 1 (Monteiro 1) 63
QF	07/30/2020	PHI 3 vs KC 1 W Monteiro 1 (Bedoya 2, Sergio Santos 1) 24; Sergio Santos 2 (unassisted) 26; Sergio Santos 3 (Aaronson 3) 39
SF	08/05/2020	PHI 1 vs POR 2 L Wooten 1 (unassisted) 85



PORTLAND TIMBERS

2020 RECORD

	GP	W-L-T	PTS	GF	GA
Timbers	23	11-6-6	39	46	35

RECORD in home games

	GP	W-L-T	PTS	GF	GA
	11	5-4-2	17	19	17

RECORD on road

	GP	W-L-T	PTS	GF	GA
	9	4-2-3	15	21	14

RECORD at the half

	W	L	T
LEADING	7	0	3
TIED	4	3	1
TRAILING	0	3	2

RECORD with the first goal

	W	L	T
SCORING	11	1	5
CONCEDING	0	5	1

TEAM COMPARISONS

	FOR	AGAINST
GOALS SCORED	2.00 (2nd)	1.52 (14th)
TOTAL SHOTS	11.26 (19th)	14.43 (21st)
SHOTS ON GOAL	4.65 (13th)	4.74 (18th)
SHOOTING ACCURACY	41.3% (2nd)	32.8% (6th)
SCORING %AGE	17.8% (1st)	10.5% (9th)
FOULS	11.35 (23rd)	13.74 (22nd)
CORNER KICKS	3.78 (24th)	6.48 (25th)
OFFSIDE	1.17 (22nd)	1.57 (13th)

GOALS SCORED IN GAME

GP	0	1	2	3	4+	TOT	AVG
23	2	10	6	1	4	46	2.00

GOALS ALLOWED IN GAME

GP	0	1	2	3	4+	TOT	AVG
23	5	9	3	4	2	35	1.52

GOALS BY INTERVALS

	TOT	0-15	16-30	31-45+	46-60	61-75	76-90+
FOR	46	9	7	3	9	8	10
AGAINST	35	3	2	8	5	3	14

WHERE THE GOALS COME FROM

	FOR	AGAINST
GOALS SCORED	46	35
MINUTES PER GOAL	45	59

HOW SCORED

RIGHT FOOT	21	24
LEFT FOOT	12	8
HEADERS	13	3
OTHER	0	0

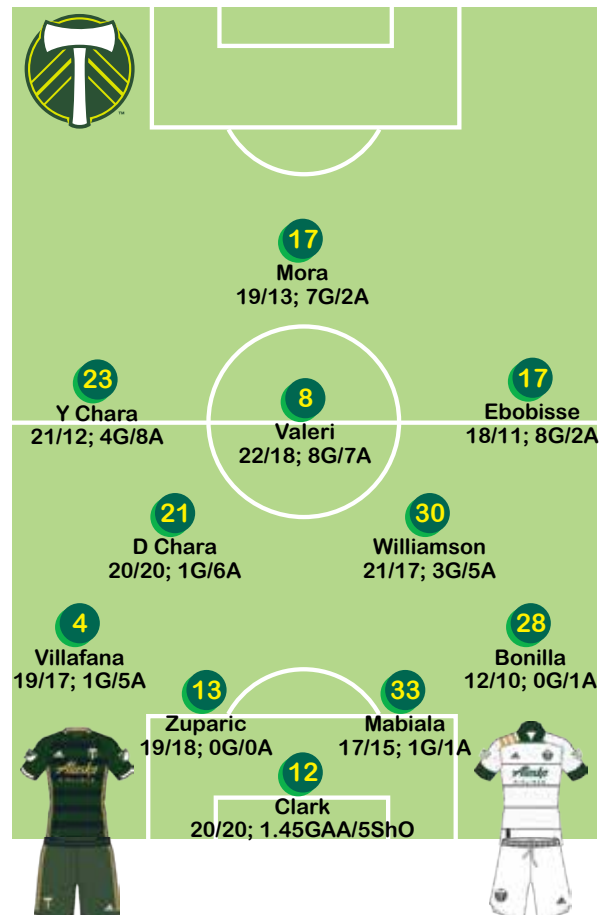
TYPE OF PLAY

OPEN PLAY	29	19
CROSS	4	4
CORNER	3	7
REBOUND	1	2
PENALTIES	3	1
DIRECT FROM FREE KICK	1	0
FREE KICK (INDIRECT)	5	2
OWN GOALS	0	0

DISTANCE

INSIDE GOAL AREA	6	8
INSIDE PENALTY AREA	36	23
OUTSIDE PENALTY AREA	4	4

PRIMARY TEAM





PORTLAND TIMBERS

No.	Player	Pos	Ht	Wt	Birthdate	Birthplace	2020				CAREER			
							GP	GS	G	A	GP	GS	G	A
1	Jeff Attinella	GK	6-2	190	09/29/1988	Clearwater, FL	1	1	0	0	76	74	0	0
MLS Season: 8. Last club: Minnesota United FC. College: South Florida														
4	Jorge Villafana	FW	5-9	150	09/16/1989	Anaheim, CA	19	17	1	5	188	159	10	24
MLS Season: 12. Last club: Club Santos Laguna (Mexico). International: USA 21/0														
7	Andy Polo	MF	5-8	155	09/29/1994	Lima, Peru	16	7	1	2	58	37	2	5
MLS Season: 3. Last club: Monarcas Morelia (Mexico). International: Peru 31/4														
8	Diego Valeri	MF	5-10	165	05/01/1986	Valentin Alsina, Argentina	22	18	8	7	233	220	84	88
MLS Season: 8. Last club: Atletico Lanus (Argentina). International: Argentina 3/0														
9	Felipe Mora	FW	5-9	150	08/02/1993	Santiago, Chile	19	13	7	2	19	13	7	2
MLS Season: 1. Last club: UNAM Pumas (Mexico). International: Chile 5/1														
10	Sebastian Blanco	MF	5-6	150	03/15/1988	Lomas de Zamora, Argentina	9	8	2	5	103	97	26	35
Designated Player. MLS Season: 4. Last club: San Lorenzo (Argentina). International: Argentina 2/1														
11	Jaroslaw Niezgoda	FW	6-1	170	03/15/1995	Poniatowa, Poland	17	7	7	1	17	7	7	1
Designated Player. MLS Season: 1. Last club: Legia Warsaw (Poland)														
12	Steve Clark	GK	6-2	190	04/14/1986	Mason, MI	20	20	0	0	160	158	0	1
MLS Season: 7. Last club: D.C. United. College: Oakland Univ.														
13	Dario Zuparic	DF	5-11	185	05/03/1992	Zupanja, Croatia	19	18	0	0	19	18	0	0
MLS Season: 1. Last club: HNK Rijeka (Croatia)														
14	Andres Flores	MF	5-6	150	08/31/1990	San Salvador, El Salvador	4	3	1	0	45	23	2	3
MLS Season: 3. Last club: New York Cosmos (NASL). International: El Salvador 65/0														
15	Chris Duvall	DF	5-10	185	09/10/1991	Duluth, GA	10	9	0	0	112	101	2	7
MLS Season: 7. Last club: OKC Energy FC (USL). 2014 SuperDraft: Round 2, Pick 22 (Wake Forest)														
17	Jeremy Ebobisse	FW	6-0	175	02/14/1997	Paris, France	18	11	8	2	75	43	22	8
MLS Season: 4. Last club: Charleston Battery (USL). 2017 SuperDraft: Round 1, Pick 4 (Duke). International: USA 1/0														
18	Julio Cascante	DF	6-2	170	10/03/1993	Puerto Limon, Costa Rica	5	4	1	0	48	38	1	2
MLS Season: 3. Last club: Deportivo Saprissa (Costa Rica)														
19	Tomas Conechny	MF	5-7	150	03/30/1998	Comodoro Rivadavia, Argentina	8	3	0	0	28	6	1	3
MLS Season: 3. Last club: San Lorenzo (Argentina)														
21	Diego Chara	MF	5-8	150	04/05/1986	Cali, Colombia	20	20	1	6	282	279	10	25
MLS Season: 10. Last club: Deportes Tolima (Colombia). International: Colombia 2/0														
22	Cristhian Paredes	MF	6-0	155	05/18/1998	Yaguaron, Paraguay	17	9	0	0	58	46	5	5
MLS Season: 3. Last club: Club America (Mexico). International: Paraguay 6/0														
23	Yimmi Chara	MF	5-7	170	04/02/1991	Cali, Colombia	21	12	4	8	21	12	4	8
Designated Player. MLS Season: 1. Last club: Clube Atlético Mineiro (Brazil). International: Colombia 10/														
25	Bill Tuiloma	DF	5-10	175	03/27/1995	Otahuhu, New Zealand	12	9	1	1	50	37	3	1
MLS Season: 4. Last club: Olympique de Marseille II (France). International: New Zealand 25/0														
27	Dairon Asprilla	MF	5-11	165	05/25/1992	Istmina, Colombia	3	0	0	0	95	47	7	7
MLS Season: 6. Last club: Alianza Petrolera (Colombia)														
28	Pablo Bonilla	DF	5-8	155	12/02/1999	Piritu, Venezuela	12	10	0	1	12	10	0	1
MLS Season: 1. Last club: Portland Timbers 2 (USL)														
30	Eryk Williamson	MF	5-9	155	01/11/1997	Alexandria, VA	21	17	3	5	28	20	3	5
Homegrown Player. MLS Season: 3.														
31	Aljaz Ivacic	GK	6-2	180	12/29/1993	Ljubljana, Slovenia	2	2	0	0	2	2	0	0
MLS Season: 1. Last club: NK Olimpija Ljubljana (Slovenia)														
32	Marco Farfan	DF	5-9	150	11/12/1998	Gresham, OR	14	9	0	0	34	23	0	0
Homegrown Player. MLS Season: 4. Last club: Portland Timbers 2 (USL)														
33	Larrys Mabilia	DF	6-2	185	10/08/1987	Montfermeil, France	17	15	1	1	83	81	8	2
MLS Season: 4. Last club: Kayserispor (Turkey). International: DR Congo 9/0														
40	Renzo Zambrano	MF	5-7	150	08/26/1994	Aragua de Maturin, Venezuela	5	1	0	0	15	10	0	1
MLS Season: 2. Last club: Real Valladolid (Spain). International: Venezuela 5/0														
44	Marvin Loria	MF	5-10	170	04/24/1997	San Jose, Costa Rica	17	9	0	2	36	17	2	3
MLS Season: 2. Last club: Portland Timbers 2 (USL). International: Costa Rica 1/0														
85	Zac McGraw	DF	6-4	205	06/08/1997	Torrance, CA	0	0	0	0	0	0	0	0
MLS Season: 1. 2020 SuperDraft: Round 3, Pick 68 (Army-West Point)														
98	Blake Bodily	MF	5-9	150	01/13/1998	Eagle, ID	0	0	0	0	0	0	0	0
Homegrown Player. MLS Season: 1.														

HEAD COACH : Giovanni Savarese

07/14/1970

W40 L29 T22



PORTLAND TIMBERS

PORTLAND TIMBERS PLAYOFF HISTORY

vs. Team	No. of Series		Series					Last		Mtg.	Round	Series Result
	Series	W-L	GP	W-L-T	OT	ShO	GF	GA				
Atlanta	1	0-1	1	0-1-0	0-0-0	0-0	0	2	2018	MLS Cup '18	Lost MLS Cup '18	
Columbus	1	1-0	1	1-0-0	0-0-0	0-0	2	1	2015	MLS Cup '15	Won MLS Cup '15	
Dallas	2	2-0	3	2-0-1	0-0-0	0-0	7	4	2018	Wild Card	Won 1 games to 0	
Houston	1	0-1	2	0-1-1	0-0-0	0-0	1	2	2017	Quarterfinals	Lost 1 games to 0	
Kansas City	2	2-0	3	1-0-2	0-0-1	0-0	5	4	2018	Semifinals	Won 1 games to 0	
Real Salt Lake	2	0-2	3	0-3-0	0-0-0	0-0	3	7	2019	Wild Card	Lost 1 games to 0	
Seattle	2	2-0	4	3-1-0	0-1-0	0-0	9	7	2018	Quarterfinals	Won Series Tie-Breaker	
Vancouver	1	1-0	2	1-0-1	0-0-0	0-0	2	0	2015	Quarterfinals	Won 1 games to 0	
TOTALS	12	8-4	19	8-6-5	0-1-1	0-0	29	27				

PORTLAND TIMBERS – ALL-TIME POSTSEASON RESULTS

DATE	OPPONENT	RESULT	ATT.	W-L-T	RD.	NOTES:
11/02/2013	at Seattle	W 2-1	38,507	1-0-0	QTR	POR: R. Johnson (15) Nagbe (67); SEA: Alonso (90)
11/07/2013	Seattle	W 3-2	20,674	2-0-0	QTR	POR: W. Johnson (29) Valeri (44) Danso (47); SEA: Yedlin (74) Johnson (76)
11/10/2013	at Real Salt Lake	L 2-4	17,333	2-1-0	SEM	POR: W. Johnson (14) Piquionne (94+); RSL: Schuler (35) Findley (41) Sandoval (48) Morales (82)
11/24/2013	Real Salt Lake	L 0-1	20,674	2-2-0	SEM	RSL: Findley (29)
10/29/2015	Sporting KC	T 2-2 (OT)	21,144	0-0-1	WC	POR: Wallace (57) Urruti (118); KC: Ellis (87) Nemeth (96)
11/01/2015	Vancouver	T 0-0	21,144	0-0-2	QTR	
11/08/2015	at Vancouver	W 2-0	27,837	1-0-2	QTR	POR: Adi (31) Chara (94+)
11/22/2015	FC Dallas	W 3-1	21,144	2-0-2	SEM	POR: Ridgewell (23) Asprilla (53) Borchers (91+); DAL: Texeira (62)
11/29/2015	at FC Dallas	T 2-2	21,144	2-0-3	SEM	POR: Adi (54) Melano (95+); DAL: Hollingshead (68) Blas Perez (73)
12/06/2015	at Columbus	W 2-1	21,747	3-0-3	FIN	POR: Valeri (0:27) Wallace (7); CLB: Kamara (18)
10/30/2017	at Houston	T 0-0	15,169	0-0-1	QTR	
11/05/2017	Houston	L 1-2	21,144	0-1-1	QTR	POR: Asprilla (39); HOU: Remick (43) Manotas (77)
10/31/2018	at FC Dallas	W 2-1	10,297	1-0-0	WC	POR: Valeri (23,71); DAL: Hedges (94+)
11/04/2018	Seattle	W 2-1	21,144	2-0-0	QTR	POR: Ebobisse (17) Blanco (29); SEA: Ruidiaz (10)
11/08/2018	at Seattle	L 2-3 (OT)	39,542	2-1-0	QTR	POR: Blanco (78) Asprilla (93); SEA: Ruidiaz (68,93+) Lodeiro (97)
11/25/2018	Sporting KC	T 0-0	21,144	2-1-1	SEM	
11/29/2018	at Sporting KC	W 3-2	20,091	3-1-1	SEM	POR: Blanco (52) Valeri (61,99+); KC: Salloi (20) Fernandes (81)
12/08/2018	at Atlanta	L 0-2	73,019	3-2-1	FIN	ATL: Martinez (39) Escobar (54)
10/31/2018	at FC Dallas	W 2-1	10,297	1-0-0	WC	POR: Valeri (23,71); DAL: Hedges (94+)
11/04/2018	Seattle	W 2-1	21,144	2-0-0	QTR	POR: Ebobisse (17) Blanco (29); SEA: Ruidiaz (10)
11/08/2018	at Seattle	L 2-3 (OT)	39,542	2-1-0	QTR	POR: Blanco (78) Asprilla (93); SEA: Ruidiaz (68,93+) Lodeiro (97)
11/25/2018	Sporting KC	T 0-0	21,144	2-1-1	SEM	
11/29/2018	at Sporting KC	W 3-2	20,091	3-1-1	SEM	POR: Blanco (52) Valeri (61,99+); KC: Salloi (20) Fernandes (81)
12/08/2018	at Atlanta	L 0-2	73,019	3-2-1	FIN	ATL: Martinez (39) Escobar (54)
10/19/2019	at Real Salt Lake	L 1-2	17,452	0-1-0	WC	POR: Asprilla (47); RSL: Kreilach (28) Savarino (87)



PORTLAND TIMBERS

ALL-TIME PORTLAND TIMBERS POSTSEASON STATISTICS (8-6-5, 30 PTS.)

PLAYER	GP	GS	MIN	G	A
Diego Valeri	18	17	1507	6	7
Dairon Asprilla	14	7	783	4	4
Sebastian Blanco	8	7	695	3	1
Rodney Wallace	9	9	746	2	3
Fanendo Adi	6	6	525	2	1
Will Johnson	5	4	361	2	1
Diego Chara	16	16	1425	1	2
Darlington Nagbe	12	12	1054	1	2
Jeremy Ebobisse	9	7	650	1	1
Lucas Melano	10	4	391	1	1
Nat Borchers	6	6	570	1	0
Mamadou Danso	4	4	360	1	0
Ryan Johnson	4	3	230	1	0
Frederic Piquionne	2	1	42	1	0
Liam Ridgewell	13	13	1201	1	0
Maximiliano Urruti	7	0	129	1	0
Jack Jewsbury	10	7	669	0	2
Kalif Alhassan	4	0	141	0	1
Vytas Andriuskevicius	2	2	171	0	1
Jorge Villafana	13	13	1206	0	1
Jeff Attinella	8	8	750	0	0
Jack Barmby	1	0	9	0	0
Steve Clark	1	1	90	0	0
Claude Dielna	1	0	1	0	0
Andres Flores	1	1	83	0	0
George Fochive	1	0	35	0	0
Jake Gleeson	1	1	90	0	0
David Guzman	6	6	487	0	0
Michael Harrington	4	4	360	0	0
Pa-Modou Kah	4	4	360	0	0
Adam Larsen Kwarasey	5	5	480	0	0
Marvin Loria	1	0	1	0	0
Larrys Mabiala	6	6	420	0	0
Darren Mattocks	2	2	103	0	0
Roy Miller	1	0	46	0	0
Jorge Moreira	1	1	90	0	0
Amobi Okugo	2	1	100	0	0
Lawrence Olum	6	2	271	0	0
Norberto Paparatto	3	1	142	0	0
Cristhian Paredes	1	1	90	0	0
Andy Polo	6	6	451	0	0
Alvas Powell	11	9	871	0	0
Donovan Ricketts	4	4	360	0	0
Bill Tuiloma	5	3	372	0	0
Jose Adolfo Valencia	2	0	38	0	0
Zarek Valentin	6	5	457	0	0
Ben Zemanski	2	0	25	0	0
Team totals	19	19	1770	29	28
Opponent totals	19	19	1770	27	25

TIMBERS INDIVIDUAL GOALKEEPING

GOALKEEPER	GP	GS	SV	GA	GAA	SO
Jake Gleeson	1	1	3	0	0.00	1
Adam Larsen Kwarasey	5	5	8	6	1.13	1
Jeff Attinella	8	8	23	11	1.32	2
Steve Clark	1	1	5	2	2.00	0
Donovan Ricketts	4	4	12	8	2.00	0
Team totals	19	19	51	27	1.37	4
Opponent totals	19	19	55	29	1.47	5



PORTLAND TIMBERS

CAREER POSTSEASON STATISTICS FOR CURRENT PORTLAND TIMBERS PLAYERS

UNF	POS	PLAYER	GP	GS	MIN	G	A	SHT	SOG	PKG	PKA	SKG	SKA	FC	FS	OFF	CK	C	E
27	M-F	Dairon Asprilla	14	7	783	4	4	20	9	0	0	2	2	22	11	5	0	2	0
10	M	Sebastian Blanco	8	7	695	3	1	14	7	0	0	1	1	10	15	1	3	2	0
21	M	Diego Chara	16	16	1425	1	2	2	1	0	0	0	0	31	20	0	0	6	0
15	D	Chris Duvall	2	2	180	0	0	1	0	0	0	0	0	2	5	0	0	0	0
17	F	Jeremy Ebohisse	9	7	650	1	1	8	5	0	0	0	0	10	6	2	0	0	0
14	F	Andres Flores	1	1	83	0	0	0	0	0	0	0	0	1	2	0	0	1	0
44	M	Marvin Loria	1	0	1	0	0	0	0	0	0	0	0	0	0	0	0	0	0
33	D	Larrys Mabilala	6	6	420	0	0	1	1	0	0	0	0	3	2	0	0	1	1
22	M	Cristhian Paredes	1	1	90	0	0	1	0	0	0	0	0	2	3	0	0	0	0
7	F	Andy Polo	6	6	451	0	0	3	0	0	0	0	0	2	3	0	0	0	0
25	D	Bill Tuiloma	5	3	372	0	0	3	2	0	0	0	0	3	2	1	0	0	0
8	M	Diego Valeri	18	17	1507	6	7	39	17	0	0	1	2	20	32	3	59	4	0
19	F	Jorge Villafana	15	13	1223	0	1	2	0	0	0	0	1	13	19	1	2	2	0
UNF POS GOALKEEPER			GP	GS	MIN	SHTS	SV	GA	GAA	PKG	PKA	SKG	SKA	W	L	T	SO		
1	GK	Jeff Attinella	8	8	750	3	23	11	1.32	1	1	2	4	3	3	2	2		
12	GK	Steve Clark	8	8	750	4	43	15	1.80	0	0	0	0	2	6	0	1		



PORTLAND TIMBERS INDIVIDUAL HIGH GAMES (2020)

Goals				
2	5 times			
Assists				
4	Yimmi Chara	10/28/2020	vs. LA	W 5-2
Shots				
5	Jeremy Ebobisse	07/13/2020	at LA	W 2-1
5	Sebastian Blanco	08/29/2020	vs. RSL	T 4-4
5	Felipe Mora	09/02/2020	vs. LA	L 2-3
5	Felipe Mora	10/18/2020	vs. LFC	T 1-1
Shots on Goal				
3	Felipe Mora	10/18/2020	vs. LFC	T 1-1
3	Diego Valeri	10/28/2020	vs. LA	W 5-2
Fouls Committed				
5	Diego Chara	09/06/2020	at SEA	W 2-1
5	Eryk Williamson	09/23/2020	vs. SEA	W 1-0
5	Diego Chara	10/18/2020	vs. LFC	T 1-1
Fouls Suffered				
4	6 times			
Offside				
2	Felipe Mora	10/18/2020	vs. LFC	T 1-1
Saves				
7	Steve Clark	10/11/2020	vs. SJ	W 3-0
Shots Faced				
8	Steve Clark	08/29/2020	vs. RSL	T 4-4
Goals Allowed				
4	Steve Clark	08/29/2020	vs. RSL	T 4-4
4	Steve Clark	09/13/2020	at LFC	L 2-4

PORTLAND TIMBERS INDIVIDUAL POSTSEASON HIGH GAMES (2013-19)

Goals				
2	Diego Valeri	10/31/2018	at DAL	W 2-1
2	Diego Valeri	11/29/2018	at KC	W 3-2
Assists				
2	Rodney Wallace	11/07/2013	vs. SEA	W 3-2
2	Diego Valeri	11/29/2015	at DAL	T 2-2
Shots				
7	Diego Valeri	11/08/2015	at VAN	W 2-0
Shots on Goal				
3	Diego Valeri	11/08/2015	at VAN	W 2-0
3	Fanendo Adi	12/06/2015	at CLB	W 2-1
Fouls Committed				
5	Rodney Wallace	11/02/2013	at SEA	W 2-1
5	Diego Valeri	11/29/2015	at DAL	T 2-2
Fouls Suffered				
7	Darlington Nagbe	10/29/2015	vs. KC	T 2-2
Offside				
4	Darren Mattocks	10/30/2017	at HOU	T 0-0
4	Dairon Asprilla	10/19/2019	at RSL	L 1-2
Saves				
6	Jeff Attinella	11/29/2018	at KC	W 3-2
Shots Faced				
8	Donovan Ricketts	11/10/2013	at RSL	L 2-4
8	Jeff Attinella	11/29/2018	at KC	W 3-2
Goals Allowed				
4	Donovan Ricketts	11/10/2013	at RSL	L 2-4

TEAM HIGH GAMES (2020)

Goals				
6	09/19/2020	at SJ	W 6-1	
6	10/07/2020	at LA	W 6-3	
Assists				
7	10/28/2020	vs. LA	W 5-2	
Shots				
18	09/19/2020	at SJ	W 6-1	
Shots on Goal				
9	09/19/2020	at SJ	W 6-1	
Fouls Committed				
19	09/06/2020	at SEA	W 2-1	
Fouls Suffered				
22	03/01/2020	vs. MIN	L 1-3	
Corner Kicks				
8	08/23/2020	vs. SEA	L 0-3	
8	09/02/2020	vs. LA	L 2-3	
Offside				
4	10/18/2020	vs. LFC	T 1-1	
Saves				
7	10/11/2020	vs. SJ	W 3-0	
Shots Faced				
8	08/29/2020	vs. RSL	T 4-4	
Goals Allowed				
4	08/29/2020	vs. RSL	T 4-4	
4	09/13/2020	at LFC	L 2-4	

TEAM POSTSEASON HIGH GAMES (2013-19)

Goals				
3	11/07/2013	vs. SEA	W 3-2	
3	11/22/2015	vs. DAL	W 3-1	
3	11/29/2018	at KC	W 3-2	
Assists				
3	11/02/2013	at SEA	W 2-1	
3	11/07/2013	vs. SEA	W 3-2	
3	11/08/2015	at VAN	W 2-0	
3	11/29/2015	at DAL	T 2-2	
Shots				
18	11/24/2013	vs. RSL	L 0-1	
Shots on Goal				
8	11/22/2015	vs. DAL	W 3-1	
8	12/06/2015	at CLB	W 2-1	
Fouls Committed				
24	10/29/2015	vs. KC	T 2-2	
Fouls Suffered				
24	10/29/2015	vs. KC	T 2-2	
Corner Kicks				
9	11/24/2013	vs. RSL	L 0-1	
9	10/29/2015	vs. KC	T 2-2	
9	12/06/2015	at CLB	W 2-1	
Offside				
6	10/29/2015	vs. KC	T 2-2	
6	10/19/2019	at RSL	L 1-2	
Saves				
6	11/29/2018	at KC	W 3-2	
Shots Faced				
8	11/10/2013	at RSL	L 2-4	
8	11/29/2018	at KC	W 3-2	
Goals Allowed				
4	11/10/2013	at RSL	L 2-4	

PORTLAND TIMBERS

TEAM LOW GAMES (2020)

Shots				
3	03/08/2020	vs. NSH	W 1-0	
Shots on Goal				
0	11/04/2020	vs. COL	L 0-1	
Fouls Committed				
4	10/14/2020	at RSL	L 1-2	
Fouls Suffered				
7	08/29/2020	vs. RSL	T 4-4	
7	11/01/2020	vs. VAN	W 1-0	
Corner Kicks				
0	03/08/2020	vs. NSH	W 1-0	
Offside				
0	8 times			
Saves				
0	10/22/2020	at SEA	T 1-1	
Shots Faced				
1	10/22/2020	at SEA	T 1-1	

TEAM POSTSEASON LOW GAMES (2013-19)

Shots				
5	10/31/2018	at DAL	W 2-1	
Shots on Goal				
2	11/24/2013	vs. RSL	L 0-1	
2	10/30/2017	at HOU	T 0-0	
Fouls Committed				
8	10/31/2018	at DAL	W 2-1	
8	11/04/2018	vs. SEA	W 2-1	
Fouls Suffered				
8	11/01/2015	vs. VAN	T 0-0	
Corner Kicks				
1	11/02/2013	at SEA	W 2-1	
1	11/07/2013	vs. SEA	W 3-2	
Offside				
0	12/06/2015	at CLB	W 2-1	
Saves				
0	12/06/2015	at CLB	W 2-1	
Shots Faced				
1	12/06/2015	at CLB	W 2-1	
1	11/25/2018	vs. KC	T 0-0	



PORTLAND TIMBERS

2020 PORTLAND TIMBERS STATISTICS (11-6-6, 39 pts.)

UNF	POS	PLAYER	GP	GS	MIN	G	A	SHT	SOG	FC	FS	OFF	CK	C	E
8	M	Diego Valeri	22	18	1628	8	7	39	16	10	19	2	66	2	0
17	F	Jeremy Ebobisse	18	11	1062	8	2	32	14	9	10	3	0	0	0
9	F	Felipe Mora	19	13	1204	7	2	32	17	7	31	6	0	0	0
11	F	Jaroslav Niezgod	17	7	602	7	1	12	9	2	3	0	0	0	0
23	M	Yimmi Chara	21	12	1233	4	8	23	12	5	20	4	0	0	0
30	M	Eryk Williamson	21	17	1417	3	5	16	5	23	29	2	7	7	0
10	M	Sebastian Blanco	9	8	665	2	5	22	7	8	9	0	4	1	0
21	M	Diego Chara	20	20	1799	1	6	3	1	48	38	1	0	8	0
4	F	Jorge Villafana	19	17	1550	1	5	3	1	11	17	2	0	2	0
7	M	Andy Polo	16	7	750	1	2	9	2	5	8	1	1	0	0
33	D	Larrys Mabiala	17	15	1311	1	1	6	2	17	9	0	0	3	0
25	D	Bill Tuiloma	12	9	824	1	1	12	3	9	8	0	0	0	0
18	D	Julio Cascante	5	4	405	1	0	5	2	5	6	0	0	0	0
14	M	Andres Flores	4	3	188	1	0	1	1	2	3	1	0	0	0
44	M	Marvin Loria	17	9	712	0	2	15	6	10	15	3	6	0	0
28	D	Pablo Bonilla	12	10	888	0	1	4	0	17	15	0	0	4	0
27	M	Dairon Asprilla	3	0	46	0	0	2	0	2	1	0	0	1	0
1	G	Jeff Attinella	1	1	90	0	0	0	0	0	0	0	0	0	0
12	G	Steve Clark	20	20	1800	0	0	0	0	0	1	0	0	1	0
19	M	Tomas Conechny	8	3	182	0	0	4	1	3	5	1	2	1	0
15	D	Chris Duvall	10	9	745	0	0	1	0	11	4	0	0	3	0
32	D	Marco Farfan	14	9	854	0	0	3	0	18	9	0	0	2	0
31	G	Aljaz Ivacic	2	2	180	0	0	0	0	0	0	0	0	0	0
2	D	Jorge Moreira	1	1	89	0	0	1	0	0	1	0	0	0	0
22	M	Cristhian Paredes	17	9	822	0	0	10	4	15	11	0	0	5	0
40	M	Renzo Zambrano	5	1	98	0	0	0	0	4	3	0	0	1	0
13	D	Dario Zuparic	19	18	1611	0	0	4	4	20	19	1	0	3	1
98	M	Blake Bodily	0	0	0	0	0	0	0	0	0	0	0	0	0
85	D	Zac McGraw	0	0	0	0	0	0	0	0	0	0	0	0	0
		Team totals	23	23	2070	46	48	259	107	261	316	27	87	44	1
		Opponent totals	23	23	2070	35	31	332	109	316	260	36	149	38	1

GAME-WINNING GOALS: Diego Valeri 3, Felipe Mora 3, Yimmi Chara 2, Jaroslav Niezgod 1

Jeremy Ebobisse 1, Sebastian Blanco 1

GAME-WINNING ASSISTS: Eryk Williamson 4, Jorge Villafana 3, Andy Polo 1, Larrys Mabiala 1

Jeremy Ebobisse 1, Yimmi Chara 1, Diego Chara 1

PENALTY KICK GOALS/ATTEMPTS: Diego Valeri 3-3

PORTLAND TIMBERS INDIVIDUAL GOALKEEPING

UNF	POS	GOALKEEPER	GP	GS	MIN	SHTS	SV	GA	GAA	PG	PA	W	L	T	SO
12	G	Steve Clark	20	20	1800	94	64	29	1.45	1	2	10	4	6	5
31	G	Aljaz Ivacic	2	2	180	8	5	3	1.50	0	0	1	1	0	0
1	G	Jeff Attinella	1	1	90	7	4	3	3.00	0	0	0	1	0	0
		Team totals	23	23	2070	109	73	35	1.52	1	2	11	6	6	5
		Opponent totals	23	23	2070	107	60	46	2.00	3	3	6	11	6	2

* = Played with other teams in 2020. Only Portland Timbers statistics listed here.



PORTLAND TIMBERS

PORTLAND TIMBERS 2020 SCHEDULE

DAY	DATE	OPPONENT	RESULT	ATT.	W-L-T	POS.	PTS	NOTES:
Sun.	Mar. 1	Minnesota	L 1-3	25,218	0-1-0	T11	0	POR: Valeri (56); MIN: Molino (51,78) Amarilla (76)
Sun.	Mar. 8	Nashville SC	W 1-0	25,518	1-1-0	T7	3	POR: Valeri (12)
Mon.	July 13	at LA Galaxy	W 2-1		2-1-0	T2	6	POR: Ebobisse (59) Blanco (66); LA: Hernandez (88)
Sat.	July 18	Houston	W 2-1		3-1-0	T2	9	POR: Ebobisse (35) Valeri (61); HOU: Elis (86)
Thu.	July 23	at Los Angeles FC	T 2-2		3-1-1	3	10	POR: Niezgodna (7) Ebobisse (81); LFC: Wright-Phillips (36) Kaye (40)
Sun.	Aug. 23	Seattle	L 0-3		3-2-1	4	10	SEA: Ruidiaz (72,83) Leerdam (85)
Wed.	Aug. 26	at San Jose				4		postponed
Sat.	Aug. 29	Real Salt Lake	T 4-4		3-2-2	T2	11	POR: D. Chara (6) Niezgodna (21) Blanco (70) Mora (85); RSL: Baird (19) Kreilach (48) Rossi (90) Johnson (94+)
Wed.	Sept. 2	LA Galaxy	L 2-3		3-3-2	T4	11	POR: Mora (67) Valeri (92+); LA: Alvarez (15) Pavon (50) Corona (71)
Sun.	Sept. 6	at Seattle	W 2-1		4-3-2	T3	14	POR: Williamson (9) Mora (83); SEA: Leerdam (41)
Sun.	Sept. 13	at Los Angeles FC	L 2-4		4-4-2	T6	14	POR: Williamson (25) Ebobisse (47+); LFC: Kaye (37) Rossi (41) Wright-Phillips (46+) Musovski (95+)
Wed.	Sept. 16	at San Jose	T 1-1		4-4-3	T5	15	POR: Y. Chara (33); SJ: Qazaishvili (76)
Sat.	Sept. 19	at San Jose	W 6-1		5-4-3	T4	18	POR: Valeri (25,57) Ebobisse (27) Y. Chara (70) Cascante (85) Niezgodna (87); SJ: Fierro (44)
Wed.	Sept. 23	Seattle	W 1-0		6-4-3	T1	21	POR: Y. Chara (13)
Sun.	Sept. 27	at Vancouver	W 1-0		7-4-3	T1	24	POR: Mora (5)
Sat.	Oct. 3	Colorado				2		postponed
Wed.	Oct. 7	at LA Galaxy	W 6-3		8-4-3	2	27	POR: Mora (14,60) Ebobisse (23,80) Valeri (47) Mabilia (63); LA: Araujo (34) Zubak (55) Pavon (70)
Sun.	Oct. 11	San Jose	W 3-0		9-4-3	T1	30	POR: Niezgodna (46,52) Mora (86)
Wed.	Oct. 14	at Real Salt Lake	L 1-2		9-5-3	T1	30	POR: Tuiloma (77); RSL: Martinez (11) Kreilach (26)
Sun.	Oct. 18	Los Angeles FC	T 1-1		9-5-4	T1	31	POR: Ebobisse (47); LFC: Torres (93+)
Thu.	Oct. 22	at Seattle	T 1-1		9-5-5	T1	32	POR: Flores (10); SEA: Bruin (93+)
Wed.	Oct. 28	LA Galaxy	W 5-2		10-5-5	T2	35	POR: Niezgodna (6,19) Valeri (30) Williamson (60) Polo (74); LA: Pavon (46,91+)
Sun.	Nov. 1	Vancouver	W 1-0		11-5-5	1	38	POR: Y. Chara (61)
Wed.	Nov. 4	Colorado	L 0-1		11-6-5	1	38	COL: Acosta (83)
Sun.	Nov. 8	at Los Angeles FC	T 1-1		11-6-6	T1	39	POR: Villafana (90); LFC: Vela (5)



PORTLAND TIMBERS

PORTLAND TIMBERS – GAME-BY-GAME

#	Player	1	2	3	4	5	6	7	8	9	10	11	12	13	14	15	16	17	18	19	20	21	22	23
1	Jeff Attinella	MIN	NSH	LA	HOU	LFC	SEA	RSL	LA	SEA	LFC	SJ	SJ	SEA	VAN	LA	SJ	RSL	LFC	SEA	LA	VAN	COL	LFC
2	Jorge Moreira	1-3	1-0	2-1	2-1	2-2	0-3	4-4	2-3	2-1	2-4	1-1	6-1	1-0	1-0	6-3	3-0	1-2	1-1	1-1	5-2	1-0	0-1	1-1
3	Jorge Villafana	90D	90D	90D	90D	1	87D	90D	90D	90D	90D	90D	90D	90D	90D	90D	90D	90D	90D	90D	90D	90D	90D	90D
4	Andy Polo	90M	2	30	69M	30	12	90M	5	90M	8	16	90M	90M	86M	45	77M	74M	90F	75M	90M	90M	89F	35
5	Diego Valeri	90M	63M	78M	90M	21	90M	89M	2	89M	85F	19	77F	78F	30	90F	89F	83F	18	78F	90F	90F	90F	90F
6	Felipe Mora	90M	90M	90M	90M	90M	87M	89M	34	5M	70F	22	81F	8	71F	13	12	60F	2	7	72F	11		
7	Sebastian Blanco	90G	90G	90G	90G	90G	90G	90G	90G	90G	90G	90G	90G	90G	90G	90G	90G	90G	90G	90G	90G	90G	90G	90G
8	Jaroslav Nierzgoda	90D	90D	75D	90D	90D	90D	90D	90D	90D	90D	90D	90D	90D	90D	90D	90D	90D	90D	90D	90D	90D	90D	90D
9	Steve Clark	90D	90D	90D	90D	90D	90D	90D	90D	90D	90D	90D	90D	90D	90D	90D	90D	90D	90D	90D	90D	90D	90D	90D
10	Dario Zuparic	90D	90D	90D	90D	90D	90D	90D	90D	90D	90D	90D	90D	90D	90D	90D	90D	90D	90D	90D	90D	90D	90D	90D
11	Andres Flores	90D	90D	90D	90D	90D	90D	90D	90D	90D	90D	90D	90D	90D	90D	90D	90D	90D	90D	90D	90D	90D	90D	90D
12	Chris Duvall	7	16	80F	69F	32	73F	78M	34	90M	90M	26	82F	74M	13	90M	30	90M	88M					
13	Jeremy Ebobisse	90M	90M	90M	90M	90M	90M	90M	90M	90M	90M	90M	90M	90M	90M	90M	90M	90M	90M	90M	90M	90M	90M	90M
14	Julio Cascante	90M	90M	90M	90M	90M	90M	90M	90M	90M	90M	90M	90M	90M	90M	90M	90M	90M	90M	90M	90M	90M	90M	90M
15	Tomas Conechny	90M	90M	90M	90M	90M	90M	90M	90M	90M	90M	90M	90M	90M	90M	90M	90M	90M	90M	90M	90M	90M	90M	90M
16	Diego Chara	83M	27		69M	3	12	56M	12	20	45	64F	45	75M	33	71M	60M	45	90M	90M	84M	84M	45	90M
17	Cristhian Paredes	69M	74M	32	60M	45			12	20	45	64F	45	75M	33	71M	60M	45	90M	90M	84M	84M	45	90M
18	Yimmi Chara	25	Bill	Tuiloma	12	90D	90D	90D	90D	90D	90D	90D	90D	90D	90D	90D	90D	90D	90D	90D	90D	90D	90D	90D
19	Bill Tuiloma	21																						
20	Dairon Asprilla	90M	90M	90M	90M	90M	90M	90M	90M	90M	90M	90M	90M	90M	90M	90M	90M	90M	90M	90M	90M	90M	90M	90M
21	Fabro Bonilla	82D			82D				78D	45	90D	90D	90D	90D	90D	90D	90D	90D	90D	90D	90D	90D	90D	90D
22	Eryk Williamson	1	88M	69M	21	73M	78M	34	90M	90M	64M	1	86M	45M	88M	90M	90M	90M	90M	90M	90M	90M	90M	90M
23	Aljaz Ivacic	90D	90D	90D	90D	90D	90D	90D	90D	90D	90D	90D	90D	90D	90D	90D	90D	90D	90D	90D	90D	90D	90D	90D
24	Marco Farfan	90D	90D	90D	90D	90D	90D	90D	90D	90D	90D	90D	90D	90D	90D	90D	90D	90D	90D	90D	90D	90D	90D	90D
25	Larrys Mabilia	90D	90D	90D	90D	90D	90D	90D	90D	90D	90D	90D	90D	90D	90D	90D	90D	90D	90D	90D	90D	90D	90D	90D
26	Renzo Zambrano	58M	21	45M	60M	1	56M	65	45M	26	82M	15	57M	19	88M	6								
27	Marvin Loria																							
28	Marvin Loria																							
29	Zac McGraw																							
30	Blake Bodily																							

"00" = 100 minutes played
 F/M/D/G = starting position



PORTLAND TIMBERS

PORTLAND TIMBERS – GAME-BY-GAME LOG

Game #1	03/01/2020	POR 1 vs MIN 3	L	Valeri 1 (penalty kick) 56	
Game #2	03/08/2020	POR 1 vs NSH 0	W	Valeri 2 (Polo 1) 12	
Game #3	07/13/2020	POR 2 at LA 1	W	Ebobisse 1 (Blanco 1, Valeri 1) 59; Blanco 1 (unassisted) 66	
Game #4	07/18/2020	POR 2 vs HOU 1	W	Ebobisse 2 (Blanco 2) 35; Valeri 3 (Williamson 1, Mabiola 1) 61	
Game #5	07/23/2020	POR 2 at LFC 2	T	Niezgoda 1 (Blanco 3, Loria 1) 7; Ebobisse 3 (Tuilloma 1) 81	
Game #6	08/23/2020	POR 0 vs SEA 3	L		
Game #7	08/29/2020	POR 4 vs RSL 4	T	D. Chara 1 (unassisted) 6; Niezgoda 2 (Valeri 2) 21; Blanco 2 (Ebobisse 1) 70; Mora 1 (Blanco 4) 85	
Game #8	09/02/2020	POR 2 vs LA 3	L	Mora 2 (unassisted) 67; Valeri 4 (Y. Chara 1, Blanco 5) 92+	
Game #9	09/06/2020	POR 2 at SEA 1	W	Williamson 1 (Valeri 3) 9; Mora 3 (Williamson 2) 83	
Game #10	09/13/2020	POR 2 at LFC 4	L	Williamson 2 (Mora 1, Valeri 4) 25; Ebobisse 4 (Villafana 1) 47+	
Game #11	09/16/2020	POR 1 at SJ 1	T	Y. Chara 1 (D. Chara 1) 33	
Game #12	09/19/2020	POR 6 at SJ 1	W	Valeri 5 (penalty kick) 25; Ebobisse 5 (Villafana 2) 27; Valeri 6 (D. Chara 2) 57; Y. Chara 2 (unassisted) 70	
Game #13	09/23/2020	POR 1 vs SEA 0	W	Cascante 1 (Valeri 5) 85; Niezgoda 3 (D. Chara 3) 87	
Game #14	09/27/2020	POR 1 at VAN 0	W	Y. Chara 3 (Ebobisse 2) 13	
Game #15	10/07/2020	POR 6 at LA 3	W	Mora 4 (Williamson 3) 5	
Game #16	10/11/2020	POR 3 vs SJ 0	W	Mora 5 (Y. Chara 2, D. Chara 4) 14; Ebobisse 6 (free kick) 23; Valeri 7 (unassisted) 47;	
Game #17	10/14/2020	POR 1 at RSL 2	L	Mora 6 (Villafana 3, Y. Chara 3) 60; Mabiola 1 (unassisted) 63; Ebobisse 7 (Williamson 4) 80	
Game #18	10/18/2020	POR 1 vs LFC 1	T	Niezgoda 4 (D. Chara 5, Williamson 5) 46; Niezgoda 5 (unassisted) 52; Mora 7 (D. Chara 6, Loria 2) 86	
Game #19	10/22/2020	POR 1 at SEA 1	T	Tuilloma 1 (Valeri 6) 77	
Game #20	10/28/2020	POR 5 vs LA 2	W	Ebobisse 8 (Mora 2, Y. Chara 4) 47	
Game #21	11/01/2020	POR 1 vs VAN 0	W	Flores 1 (unassisted) 10	
Game #22	11/04/2020	POR 0 vs COL 1	L	Niezgoda 6 (Villafana 4, Y. Chara 5) 6; Niezgoda 7 (Bonilla 1, Y. Chara 6) 19; Valeri 8 (penalty kick) 30	
Game #23	11/08/2020	POR 1 at LFC 1	T	Williamson 3 (Niezgoda 1, Y. Chara 7) 60; Polo 1 (Y. Chara 8) 74	
				Y. Chara 4 (Villafana 5) 61	
				Villafana 1 (Valeri 7, Polo 2) 90	



PORTLAND TIMBERS

PORTLAND TIMBERS – CUP COMPETITIONS – GAME-BY-GAME

#	Player	MLS IS BACK KNOCKOUT			
		R16 CIN	QF NYC	SF PHI	F ORL
1	Jeff Attinella	1-1	3-1	2-1	2-1
2	Jorge Moreira	90D	90D	86D	90D
4	Jorge Villafana	2	15	34	23
7	Andy Polo	90M	45	89M	89M
8	Diego Valeri	1	16	4	1
9	Felipe Mora	90M	89M	86M	90M
10	Sebastian Blanco	26	38	34	23
11	Jaroslav Niezgoda	90G	90G	90G	90G
12	Steve Clark	90D	90D	90D	90D
13	Dario Zuparic	90D	90D	90D	90D
14	Andres Flores	90D	90D	90D	90D
15	Chris Duvall	89F	74F	56F	67F
17	Jeremy Ebobisse	90M	90M	90M	90M
18	Julio Cascante	90M	90M	90M	90M
19	Tomas Conechny	64M	52M	1	1
22	Cristhian Paredes	90D	90D	90D	90D
21	Diego Chara	90D	90D	90D	90D
23	Yimmi Chara	88M	75M	90M	90M
25	Bill Tuiloma	90D	90D	90D	90D
27	Dairon Asprilla	90D	90D	90D	90D
28	Pablo Bonilla	45M	56M	67M	67M
30	Eryk Williamson	1	1	1	1
31	Aljaz Ivacic	90D	90D	90D	90D
32	Marco Farfan	90D	90D	90D	90D
33	Larrys Mabilala	90D	90D	90D	90D
40	Renzo Zambrano	45M	56M	67M	67M
44	Marvin Loria	90D	90D	90D	90D
85	Zac McGraw	1	1	1	1
98	Blake Bodily	1	1	1	1

MLS IS BACK KNOCKOUT	STAGE	MLS IS BACK KNOCKOUT	STAGE
R16	07/28/2020	POR 1 vs CIN 1	T (4-2 pens)
QF	08/01/2020	POR 3 vs NYC 1	W
SF	08/05/2020	POR 2 vs PHI 1	W
F	08/11/2020	POR 2 vs ORL 1	W

Niezgoda 2 (Blanco 4) 67
 Blanco 2 (unassisted) 43; Valeri 2 (Niezgoda 1) 65; Polo 1 (Blanco 5) 76
 Ebobisse 4 (Valeri 2) 13; Blanco 3 (Zuparic 1, Valeri 3) 70
 Mabilala 1 (Valeri 4) 27; Zuparic 1 (Ebobisse 1, Williamson 2) 66



SAN JOSE EARTHQUAKES

2020 RECORD

GP	W-L-T	PTS	GF	GA
Earthquakes23	8-9-6	30	35	51

RECORD at EARTHQUAKES STADIUM

GP	W-L-T	PTS	GF	GA
11	4-2-5	17	17	18

RECORD on road

GP	W-L-T	PTS	GF	GA
9	2-7-0	6	12	30

RECORD at the half

	W	L	T
LEADING	3	1	0
TIED	3	3	4
TRAILING	2	5	2

RECORD with the first goal

	W	L	T
SCORING	4	2	1
CONCEDING	4	7	2

TEAM COMPARISONS

	FOR	AGAINST
GOALS SCORED	1.52 (11th)	2.22 (26th)
TOTAL SHOTS	13.26 (9th)	11.74 (13th)
SHOTS ON GOAL	5.04 (6th)	5.13 (21st)
SHOOTING ACCURACY	38.0% (7th)	43.7% (26th)
SCORING %AGE	11.5% (13th)	18.9% (26th)
FOULS	11.96 (15th)	12.22 (10th)
CORNER KICKS	6.09 (5th)	4.61 (9th)
OFFSIDE	1.39 (18th)	1.09 (3rd)

GOALS SCORED IN GAME

GP	0	1	2	3	4+	TOT	AVG
23	5	7	7	2	2	35	1.52

GOALS ALLOWED IN GAME

GP	0	1	2	3	4+	TOT	AVG
23	7	4	3	3	6	51	2.22

GOALS BY INTERVALS

TOT	0-15	16-30	31-45+	46-60	61-75	76-90+
FOR	35	1	4	5	8	5
AGAINST	51	6	7	8	13	10

WHERE THE GOALS COME FROM

	FOR	AGAINST
GOALS SCORED	35	51
MINUTES PER GOAL	59	41

HOW SCORED

RIGHT FOOT	21	22
LEFT FOOT	11	17
HEADERS	3	10
OTHER	0	2


TYPE OF PLAY

OPEN PLAY	16	29
CROSS	8	2
CORNER	3	4
REBOUND	1	4
PENALTIES	4	3
DIRECT FROM FREE KICK	2	1
FREE KICK (INDIRECT)	0	5
OWN GOALS	1	3

DISTANCE

INSIDE GOAL AREA	7	15
INSIDE PENALTY AREA	23	29
OUTSIDE PENALTY AREA	5	7

PRIMARY TEAM





SAN JOSE EARTHQUAKES

No.	Player	Pos	Ht	Wt	Birthdate	Birthplace	2020				CAREER			
							GP	GS	G	A	GP	GS	G	A
4	Oswaldo Alanis	DF	6-1	180	03/18/1989	Morelia, Mexico	14	14	2	1	14	14	2	1
MLS Season: 1. International: Mexico 23/2														
6	Shea Salinas	MF	5-10	163	06/24/1986	Lubbock, TX	23	4	2	2	335	193	21	51
MLS Season: 13. Last club: Vancouver Whitecaps FC. 2008 SuperDraft: Round 2, Pick 15 (Furman)														
8	Chris Wondolowski	FW	6-0	170	01/28/1983	Danville, CA	22	13	7	1	381	315	166	42
MLS Season: 16. Last club: Houston Dynamo. 2005 SuperDraft: Round 4, Pick 41 (Cal State-Chico). International: USA 35/11														
9	Danny Hoesen	FW	6-1	180	01/15/1991	Heerlen, Netherlands	8	3	1	0	104	64	23	12
MLS Season: 4. Last club: FC Groningen (Netherlands)														
10	Cristian Espinoza	MF	5-7	154	04/03/1995	Buenos Aires, Argentina	23	22	3	9	53	52	5	22
Designated Player. MLS Season: 2. Last club: Villarreal (Spain)														
11	Vako Qazaishvili	MF	5-9	177	01/29/1993	Ozurgeti, Georgia	15	9	3	1	93	72	26	13
Designated Player. MLS Season: 4. Last club: SBV Vitesse (Netherlands). International: Georgia 49/10														
12	Matt Bersano	GK	6-1	182	09/10/1992	Chandler, AZ	0	0	0	0	0	0	0	0
MLS Season: 4. Last club: Seattle Sounders 2 (USL)														
14	Jackson Yueill	MF	5-10	157	03/19/1997	Bloomington, MN	21	21	1	1	87	75	4	10
MLS Season: 4. 2017 SuperDraft: Round 1, Pick 6 (UCLA). International: USA 7/0														
15	Tanner Beason	DF	6-1	175	03/23/1997	Winston-Salem, NC	9	9	0	0	9	9	0	0
MLS Season: 1. 2020 SuperDraft: Round 1, Pick 12 (Stanford)														
16	Jack Skahan	MF	5-10	165	02/07/1998	Memphis, TN	1	0	0	0	1	0	0	0
MLS Season: 1. 2020 SuperDraft: Round 2, Pick 27 (North Carolina)														
17	Daniel Vega	GK	6-2	200	06/03/1984	Buenos Aires, Argentina	12	12	0	0	46	46	0	0
MLS Season: 2. Last club: Tampa Bay Rowdies (USL)														
18	JT Marcinkowski	GK	6-1	182	05/09/1997	Alamo, CA	11	11	0	0	16	16	0	0
Homegrown Player. MLS Season: 2. College: Georgetown														
19	Siad Haji	MF	5-8	150	12/01/1999	Kakuma, Kenya	4	0	0	0	8	0	0	0
MLS Season: 2. 2019 SuperDraft: Round 1, Pick 2 (Virginia Commonwealth)														
21	Carlos Fierro	MF	5-9	146	07/24/1994	Ahome, Sinaloa, Mexico	16	11	2	3	23	13	2	3
MLS Season: 2. Last club: Cruz Azul (Mexico)														
22	Tommy Thompson	DF	5-7	157	08/15/1995	Hinsdale, IN	20	13	1	4	143	84	4	9
Homegrown Player. MLS Season: 7. College: Indiana														
23	Florian Jungwirth	DF	5-11	176	01/27/1989	Grafelfing, Germany	19	18	0	0	110	105	5	9
MLS Season: 4. Last club: SV Darmstadt 98 (Germany)														
24	Nick Lima	DF	5-9	174	11/17/1994	Castro Valley, CA	20	19	2	2	100	94	7	7
Homegrown Player. MLS Season: 4. College: California. International: USA 9/0														
25	Andres Rios	FW	5-10	172	08/01/1989	Buenos Aires, Argentina	22	20	5	1	32	21	6	1
MLS Season: 2. Last club: Racing Club (Argentina)														
26	Eric Calvillo	MF	5-7	147	01/02/1998	Palmdale, CA	6	1	0	1	11	4	0	1
MLS Season: 3. Last club: New York Cosmos (NASL)														
27	Marcos Lopez	DF	5-9	148	11/02/1999	Callao, Peru	13	11	2	2	31	26	2	3
MLS Season: 2. Last club: Sporting Cristal (Peru). International: Peru 2/0														
29	Jacob Akanyirige	DF	5-11	162	12/30/2001	Pleasanton, CA	1	1	0	0	1	1	0	0
Homegrown Player. MLS Season: 1. Last club: Quakes Academy U-19 (USSDA)														
33	Paul Marie	DF	5-8	146	03/24/1995	Saint-Aubin-des-Bois, France	12	4	1	0	21	7	1	1
MLS Season: 2. 2018 SuperDraft: Round 1, Pick 12 (Florida International)														
35	Gilbert Fuentes	MF	5-6	142	02/21/2002	Tracy, CA	1	0	0	0	3	0	0	0
Homegrown Player. MLS Season: 3. Last club: Quakes Academy U-19 (USSDA)														
37	Guram Kashia	DF	6-1	191	07/04/1987	Tbilisi, Georgia	6	6	0	0	41	39	0	0
MLS Season: 3. Last club: Vitesse Arnhem (Netherlands). International: Georgia 80/2														
41	Emi Ochoa	GK	6-2	150	05/05/2005	Salinas, CA	0	0	0	0	0	0	0	0
Homegrown Player. MLS Season: 1.														
44	Cade Cowell	FW	5-9	154	10/14/2003	Ceres, CA	17	4	1	1	17	4	1	1
Homegrown Player. MLS Season: 2. Last club: Quakes Academy U-19 (USSDA)														
77	Casey Walls	DF	6-2	173	01/10/2003	London, England	0	0	0	0	0	0	0	0
Homegrown Player. MLS Season: 1.														
93	Judson	MF	5-6	157	05/25/1993	Ares, Brazil	21	20	0	0	48	43	1	0
MLS Season: 2. Last club: Tobense (Brazil)														
96	Luis Felipe	MF	6-1	176	01/29/1996	Mineola, NY	5	2	0	0	21	13	0	1
MLS Season: 3. Last club: Reno 1868 FC (USL)														

HEAD COACH : Matias Almeyda

12/21/1973

W21 L25 T11



SAN JOSE EARTHQUAKES

SAN JOSE EARTHQUAKES PLAYOFF HISTORY

vs. Team	No. of Series		GP	W-L-T	OT	ShO	GF	GA	Last Mtg.	Round	Series Result
	Series	W-L									
Chicago	1	1-0	1	1-0-0	0-0-0	0-0	4	2	2003	MLS Cup '03	Won MLS Cup '03
Colorado	1	0-1	1	0-1-0	0-0-0	0-0	0	1	2010	Semifinals	Lost 1 games to 0
Columbus	2	1-1	4	2-2-0	0-0-0	0-0	8	5	2002	Quarterfinals	Lost 6 pts. to 0
Kansas City	2	1-1	3	2-1-0	1-0-0	0-0	5	5	2004	Quarterfinals	Lost Series Tie-Breaker
Los Angeles	5	2-3	10	4-5-1	1-0-0	0-0	12	16	2012	Quarterfinals	Lost Series Tie-Breaker
Miami	1	1-0	3	2-1-0	1-0-0	0-0	5	1	2001	Semifinals	Won 6 pts. to 3
New York	1	1-0	2	1-1-0	0-0-0	0-0	3	2	2010	Quarterfinals	Won Series Tie-Breaker
Vancouver	1	0-1	1	0-1-0	0-0-0	0-0	0	5	2017	Wild Card	Lost 1 games to 0
TOTALS	14	7-7	25	12-12-1	3-0-0	0-0	37	37			

SAN JOSE EARTHQUAKES – ALL-TIME POSTSEASON RESULTS

DATE	OPPONENT	RESULT	ATT.	W-L-T	RD.	GOALS:
09/26/1996	Los Angeles	W 1-0	17,209	1-0-0	QTR	Ianni (36)
09/29/1996	at Los Angeles	L 0-2	27,833	1-1-0	QTR	
10/02/1996	at Los Angeles	L 0-2	30,231	1-2-0	QTR	
09/22/2001	at Columbus	W 3-1	20,883	1-0-0	QTR	Donovan (5,46); Lagos (31)
09/26/2001	Columbus	W 3-0	10,419	2-0-0	QTR	Lagos (9); Cerritos (68); Donovan (76)
10/10/2001	at Miami	L 0-1	9,236	2-1-0	SEM	
10/14/2001	Miami	W 4-0	16,119	3-1-0	SEM	Donovan (16); Russell (57); Lagos (69); De Rosario (89)
10/17/2001	at Miami	W 1-0 (OT)	11,242	4-1-0	SEM	Dayak (93)
10/21/2001	at Los Angeles	W 2-1 (OT)	21,626	5-1-0	FIN	Donovan (43); De Rosario (96)
09/25/2002	Columbus	L 1-2	8,069	0-1-0	QTR	Donovan (54)
09/28/2002	at Columbus	L 1-2	13,004	0-2-0	QTR	Graziani (58)
11/01/2003	at Los Angeles	L 0-2	20,201	0-1-0	QTR	
11/09/2003	Los Angeles	W 5-2 (ST)	14,145	1-1-0	QTR	Agoos (21); Donovan (35); Walker (50); Roner (90); Faria (96)
11/15/2003	Kansas City	W 3-2 (OT)	16,108	2-1-0	SEM	Lagos (61); Mullan (83); Donovan (117)
11/23/2003	at Chicago	W 4-2	27,000	3-1-0	FIN	Ekelund (5); Donovan (38,71); Mulrooney (50)
10/24/2004	Kansas City	W 2-0	8,659	1-0-0	QTR	De Rosario (40); Waibel (52)
10/30/2004	at Kansas City	L 0-3	10,222	1-1-0	QTR	
10/23/2005	at Los Angeles	L 1-3	17,466	1-0-0	QTR	Clark (68)
10/29/2005	Los Angeles	T 1-1	17,824	1-0-1	QTR	Ching (42)
10/30/2010	New York	L 0-1	10,525	0-1-0	QTR	NY: Lindpere (56)
11/04/2010	at New York	W 3-1	22,839	1-1-0	QTR	SJ: Convey (6,76) Wondolowski (81); NY: Angel (78)
11/13/2010	at Colorado	L 0-1	17,779	1-2-0	SEM	COL: Kimura (42)
11/04/2012	at Los Angeles	W 1-0	27,000	1-0-0	QTR	SJ: Bernardez (94+)
11/07/2012	Los Angeles	L 1-3	10,744	1-1-0	QTR	SJ: Gordon (82); LA: Keane (21,34) Magee (39)
10/25/2017	at Vancouver	L 0-5	21,083	0-1-0	WC	VAN: Montero (33) Techera (57) Waston (64) Mezquida (78,80)



SAN JOSE EARTHQUAKES

ALL-TIME SAN JOSE CLASH/EARTHQUAKES POSTSEASON STATISTICS (12-12-1, 37 PTS.)

PLAYER	GP	GS	MIN	G	A
Landon Donovan	14	14	1288	10	6
Manny Lagos	10	10	765	4	3
Dwayne De Rosario	13	6	568	3	1
Bobby Convey	3	3	270	2	1
Richard Mulrooney	11	11	1033	1	6
Ronnie Ekelund	11	10	950	1	4
Troy Dayak	10	10	943	1	3
Brian Mullan	8	8	753	1	3
Ian Russell	14	10	897	1	3
Jeff Agoos	14	14	1303	1	2
Jamil Walker	5	3	231	1	2
Ariel Graziani	2	2	180	1	1
Victor Bernardez	3	3	192	1	0
Ronald Cerritos	8	4	400	1	0
Brian Ching	4	4	360	1	0
Ricardo Clark	2	2	180	1	0
Rodrigo Faria	3	0	115	1	0
Alan Gordon	2	0	42	1	0
Tayt Ianni	3	3	252	1	0
Chris Roner	3	1	136	1	0
Craig Waibel	6	5	419	1	0
Chris Wondolowski	6	6	540	1	0
Wade Barrett	10	10	880	0	4
Junior Agogo	3	3	205	0	2
Arturo Alvarez	3	0	69	0	1
Ramiro Corrales	15	10	920	0	1
Zak Ibsen	6	2	147	0	1
Ryan Johnson	3	3	270	0	1
Justin Morrow	2	2	180	0	1
Scott Sealy	3	3	242	0	1
Eric Wynalda	2	2	177	0	1
Quincy Amarikwa	1	0	16	0	0
Rafael Baca	2	2	147	0	0
Jeff Baicher	3	0	66	0	0
Devin Barclay	1	0	6	0	0
Steven Beitashour	2	2	163	0	0
Scott Bower	2	0	24	0	0
Paul Bravo	3	3	270	0	0
Dario Brose	1	0	6	0	0
Chris Brown	1	0	1	0	0
Jon Busch	5	5	450	0	0
Altimont Butler	2	1	92	0	0
Danny Califf	2	2	180	0	0
Joe Cannon	8	8	730	0	0
Darwin Ceren	1	1	90	0	0
Marvin Chavez	2	2	149	0	0
Mark Chung	2	2	180	0	0
Ryan Cochrane	2	2	180	0	0
Jimmy Conrad	6	6	550	0	0
Sam Cronin	5	5	418	0	0
Simon Dawkins	2	1	121	0	0
John Doyle	3	3	270	0	0
Oscar Draguicevich	2	2	177	0	0
Todd Dunivant	3	3	270	0	0
Eduardo	3	0	84	0	0
Michael Emenalo	3	3	270	0	0
Missael Espinoza	3	3	250	0	0
Geovanni	3	3	229	0	0
Anibal Godoy	1	1	90	0	0
Kevin Goldthwaite	1	0	16	0	0
Kelly Gray	2	2	164	0	0
Jason Hernandez	5	5	450	0	0
Danny Hoesen	1	1	90	0	0
Paul Holocher	1	0	18	0	0
Ben Iroha	3	3	239	0	0
Florian Jungwirth	1	1	90	0	0
Chris Leitch	1	1	57	0	0
Steven Lenhart	2	2	155	0	0
Eddie Lewis	3	0	80	0	0
Tim Martin	3	3	270	0	0
Brandon McDonald	3	3	270	0	0
Alejandro Moreno	2	1	113	0	0
Pat Onstad	8	8	753	0	0
Ike Opara	1	0	78	0	0
Danny O'Rourke	1	0	1	0	0
Vako Qazaishvili	1	1	86	0	0

Eddie Robinson	8	7	664	0	0
Jorge Rodas	3	3	205	0	0
Shea Salinas	3	1	144	0	0
Dave Salzwedel	3	3	270	0	0
Kofi Sarkodie	1	1	74	0	0
Khari Stephenson	2	0	26	0	0
Andrew Tarbell	1	1	90	0	0
Tommy Thompson	1	1	62	0	0
Marco Urena	1	0	28	0	0
Tim Ward	3	3	270	0	0
Jackson Yueill	1	0	4	0	0
Team totals	25	25	2293	37	48
Opponent totals	25	25	2293	37	41

CLASH/EARTHQUAKES INDIVIDUAL GOALKEEPING						
GOALKEEPER	GP	GS	SV	GA	GAA	SO
Joe Cannon	8	8	28	7	0.86	3
Jon Busch	5	5	18	6	1.20	1
Dave Salzwedel	3	3	18	4	1.33	1
Pat Onstad	8	8	26	15	1.79	1
Andrew Tarbell	1	1	3	5	5.00	0
Team totals	25	25	93	37	1.45	6
Opponent totals	25	25	103	37	1.45	8



SAN JOSE EARTHQUAKES

CAREER POSTSEASON STATISTICS FOR CURRENT SAN JOSE EARTHQUAKES PLAYERS

UNF	POS	PLAYER	GP	GS	MIN	G	A	SHT	SOG	PKG	PKA	SKG	SKA	FC	FS	OFF	CK	C	E
9	F	Danny Hoesen	1	1	90	0	0	2	0	0	0	0	0	3	1	2	0	0	0
23	D-M	Florian Jungwirth	1	1	90	0	0	0	0	0	0	0	0	2	1	0	0	0	0
11	M	Vako Qazaishvili	1	1	86	0	0	2	0	0	0	0	0	1	1	0	0	0	0
6	M	Shea Salinas	3	1	144	0	0	0	0	0	0	0	0	1	1	0	2	0	0
22	M	Tommy Thompson	1	1	62	0	0	0	0	0	0	0	0	0	1	0	6	0	0
8	M	Chris Wondolowski	6	6	540	1	0	17	8	0	0	0	0	4	3	0	0	1	0
14	M	Jackson Yueill	1	0	4	0	0	0	0	0	0	0	0	0	0	0	0	0	0



SAN JOSE EARTHQUAKES

SAN JOSE EARTHQUAKES INDIVIDUAL HIGH GAMES (2020)

Goals				
2	Nick Lima	10/14/2020	at LA	W 4-0
2	Chris Wondolowski	10/28/2020	vs. RSL	W 2-0
Assists				
2	Cristian Espinoza	09/27/2020	at LFC	W 2-1
2	Tommy Thompson	10/07/2020	vs. VAN	W 3-0
Shots				
8	Vako Qazaishvili	09/16/2020	vs. POR	T 1-1
Shots on Goal				
4	Vako Qazaishvili	03/07/2020	vs. MIN	L 2-5
Fouls Committed				
6	Andres Rios	10/18/2020	vs. SEA	T 0-0
Fouls Suffered				
6	Shea Salinas	09/13/2020	vs. LA	T 0-0
Offside				
3	Andres Rios	09/19/2020	vs. POR	L 1-6
Saves				
6	Daniel Vega	07/10/2020	at SEA	T 0-0
6	Daniel Vega	08/29/2020	at LA	L 2-3
Shots Faced				
11	Daniel Vega	09/10/2020	at SEA	L 1-7
Goals Allowed				
7	Daniel Vega	09/10/2020	at SEA	L 1-7

TEAM HIGH GAMES (2020)

Goals				
4	07/15/2020	at VAN	W 4-3	
4	10/14/2020	at LA	W 4-0	
Assists				
4	10/07/2020	vs. VAN	W 3-0	
Shots				
30	07/15/2020	at VAN	W 4-3	
Shots on Goal				
11	07/15/2020	at VAN	W 4-3	
Fouls Committed				
20	10/11/2020	at POR	L 0-3	
Fouls Suffered				
23	07/19/2020	at CHI	W 2-0	
Corner Kicks				
22	07/15/2020	at VAN	W 4-3	
Offside				
5	09/19/2020	vs. POR	L 1-6	
Saves				
6	07/10/2020	at SEA	T 0-0	
6	08/29/2020	at LA	L 2-3	
Shots Faced				
11	08/29/2020	at LA	L 2-3	
11	09/10/2020	at SEA	L 1-7	
Goals Allowed				
7	09/10/2020	at SEA	L 1-7	

TEAM LOW GAMES (2020)

Shots				
5	11/08/2020	at SEA	L 1-4	
Shots on Goal				
1	10/18/2020	vs. SEA	T 0-0	
Fouls Committed				
7	03/07/2020	vs. MIN	L 2-5	
7	10/24/2020	at VAN	L 1-2	
Fouls Suffered				
7	09/23/2020	at COL	L 0-5	
7	10/11/2020	at POR	L 0-3	
7	11/08/2020	at SEA	L 1-4	
Corner Kicks				
1	09/27/2020	at LFC	W 2-1	
Offside				
0	7 times			
Saves				
0	07/15/2020	at VAN	W 4-3	
0	10/03/2020	vs. LA	W 2-1	
0	10/28/2020	vs. RSL	W 2-0	
Shots Faced				
0	10/28/2020	vs. RSL	W 2-0	

SAN JOSE EARTHQUAKES INDIVIDUAL POSTSEASON HIGH GAMES (1996-2017)

Goals				
2	Landon Donovan	09/22/2001	at CLB	W 3-1
2	Landon Donovan	11/23/2003	at CHI	W 4-2
2	Bobby Convey	11/04/2010	at NY	W 3-1
Assists				
3	Richard Mulrooney	11/09/2003	vs. LA	W 5-2
Shots				
9	Ricardo Clark	10/23/2005	at LA	L 1-3
Shots on Goal				
4	Ricardo Clark	10/23/2005	at LA	L 1-3
Fouls Committed				
7	Ben Iroha	09/26/1996	vs. LA	W 1-0
Fouls Suffered				
8	Landon Donovan	09/26/2001	vs. CLB	W 3-0
Offside				
5	Brian Ching	10/30/2004	at KC	L 0-3
Saves				
8	Pat Onstad	11/23/2003	at CHI	W 4-2
Shots Faced				
10	Pat Onstad	11/23/2003	at CHI	W 4-2
Goals Allowed				
5	Andrew Tarbell	10/25/2017	at VAN	L 0-5

TEAM POSTSEASON HIGH GAMES (1996-2017)

Goals				
5	11/09/2003	vs. LA	W 5-2	
Assists				
8	11/09/2003	vs. LA	W 5-2	
Shots				
23	11/09/2003	vs. LA	W 5-2	
Shots on Goal				
12	10/14/2001	vs. MIA	W 4-0	
Fouls Committed				
24	10/24/2004	vs. KC	W 2-0	
Fouls Suffered				
23	09/26/2001	vs. CLB	W 3-0	
Corner Kicks				
13	10/21/2001	at LA	W 2-1	
Offside				
9	09/26/1996	vs. LA	W 1-0	
Saves				
8	11/23/2003	at CHI	W 4-2	
Shots Faced				
10	11/23/2003	at CHI	W 4-2	
Goals Allowed				
5	10/25/2017	at VAN	L 0-5	

TEAM POSTSEASON LOW GAMES (1996-2017)

Shots				
6	09/22/2001	at CLB	W 3-1	
Shots on Goal				
1	11/13/2010	at COL	L 0-1	
Fouls Committed				
9	11/04/2010	at NY	W 3-1	
9	11/07/2012	vs. LA	L 1-3	
Fouls Suffered				
6	11/13/2010	at COL	L 0-1	
Corner Kicks				
2	10/10/2001	at MIA	L 0-1	
Offside				
1	10/17/2001	at MIA	W 1-0	
1	11/01/2003	at LA	L 0-2	
1	10/29/2005	vs. LA	T 1-1	
Saves				
1	10/21/2001	at LA	W 2-1	
Shots Faced				
2	5 times			



SAN JOSE EARTHQUAKES

2020 SAN JOSE EARTHQUAKES STATISTICS (8-9-6, 30 pts.)

UNF	POS	PLAYER	GP	GS	MIN	G	A	SHT	SOG	FC	FS	OFF	CK	C	E
8	F	Chris Wondolowski	22	13	1275	7	1	31	19	11	14	10	0	1	0
25	F	Andres Rios	22	20	1711	5	1	28	8	41	48	10	1	5	0
10	M	Cristian Espinoza	23	22	1812	3	9	52	19	21	19	3	74	3	0
11	M	Vako Qazaishvili	15	9	799	3	1	28	14	4	13	0	0	0	0
21	M	Carlos Fierro	16	11	961	2	3	21	8	9	22	3	3	2	0
24	D	Nick Lima	20	19	1531	2	2	16	6	18	18	0	0	2	0
27	D	Marcos Lopez	13	11	990	2	2	7	4	13	18	0	19	1	0
6	M	Shea Salinas	23	4	774	2	2	10	3	11	13	1	9	1	0
4	D	Oswaldo Alanis	14	14	1188	2	1	13	4	7	7	0	0	1	0
22	D	Tommy Thompson	20	13	1125	1	4	10	4	5	22	2	0	2	0
44	F	Cade Cowell	17	4	466	1	1	14	7	15	6	1	0	0	0
7	F	Magnus Eriksson	5	5	450	1	1	10	1	4	6	0	22	1	0
14	M	Jackson Yueill	21	21	1861	1	1	20	8	22	21	0	7	5	1
9	F	Danny Hoesen	8	3	249	1	0	11	3	4	0	1	0	1	0
33	D	Paul Marie	12	4	353	1	0	4	2	4	3	0	1	1	0
26	M	Eric Calvillo	6	1	184	0	1	2	1	2	3	0	4	0	0
29	D	Jacob Akanyirige	1	1	69	0	0	0	0	0	0	0	0	0	0
15	D	Tanner Beason	9	9	810	0	0	5	0	3	4	1	0	1	0
96	M	Luis Felipe	5	2	197	0	0	1	1	2	0	0	0	0	0
35	M	Gilbert Fuentes	1	0	5	0	0	0	0	0	0	0	0	0	0
19	M	Siad Haji	4	0	49	0	0	1	1	0	2	0	0	0	0
93	M	Judson	21	20	1701	0	0	14	1	44	14	0	0	4	0
23	D	Florian Jungwirth	19	18	1612	0	0	4	1	25	5	0	0	5	0
37	D	Guram Kashia	6	6	488	0	0	3	1	9	2	0	0	1	0
18	G	JT Marcinkowski	11	11	990	0	0	0	0	0	0	0	0	1	0
16	M	Jack Skahan	1	0	11	0	0	0	0	1	0	0	0	0	0
17	G	Daniel Vega	12	12	1080	0	0	0	0	0	2	0	0	0	0
12	G	Matt Bersano	0	0	0	0	0	0	0	0	0	0	0	0	0
41	G	Emi Ochoa	0	0	0	0	0	0	0	0	0	0	0	0	0
77	D	Casey Walls	0	0	0	0	0	0	0	0	0	0	0	0	0
		Own-goals received				1									
		Team totals	23	23	2070	35	30	305	116	275	281	32	140	38	1
		Opponent totals	23	23	2070	51	42	270	118	281	275	25	106	45	2

GAME-WINNING GOALS: Cristian Espinoza 3, Jackson Yueill 1, Chris Wondolowski 1, Shea Salinas 1
Andres Rios 1, Nick Lima 1

GAME-WINNING ASSISTS: Jackson Yueill 1, Shea Salinas 1, Andres Rios 1, Nick Lima 1
Cristian Espinoza 1

PENALTY KICK GOALS/ATTEMPTS: Chris Wondolowski 2-3, Andres Rios 1-1, Magnus Eriksson 1-1

SAN JOSE EARTHQUAKES INDIVIDUAL GOALKEEPING

UNF	POS	GOALKEEPER	GP	GS	MIN	SHTS	SV	GA	GAA	PG	PA	W	L	T	SO
18	G	JT Marcinkowski	11	11	990	39	25	14	1.27	0	0	6	3	2	4
17	G	Daniel Vega	12	12	1080	79	42	37	3.08	3	4	2	6	4	3
		Team totals	23	23	2070	118	67	51	2.22	3	4	8	9	6	7
		Opponent totals	23	23	2070	116	81	35	1.52	4	5	9	8	6	5

* = Played with other teams in 2020. Only San Jose Earthquakes statistics listed here.



SAN JOSE EARTHQUAKES

SAN JOSE EARTHQUAKES 2020 SCHEDULE

DAY	DATE	OPPONENT	RESULT	ATT.	W-L-T	POS.	PTS	NOTES:
Sat.	Feb. 29	Toronto FC	T 2-2	18,000	0-0-1	T4	1	SJ: Rios (53) Alanis (95+); TOR: Pozuelo (40) Laryea (51)
Sat.	Mar. 7	Minnesota	L 2-5	12,223	0-1-1	T9	1	SJ: Eriksson (19) Qazaishvili (53); MIN: Opara (12,71) Gregus (26) Amarilla (32) Lod (48+)
Fri.	July 10	at Seattle	T 0-0		0-1-2	T9	2	
Wed.	July 15	at Vancouver	W 4-3		1-1-2	T5	5	SJ: Rios (47+) Wondolowski (72) Alanis (81) Salinas (98+); VAN: Adnan (7) own goal (22) Dajome (59)
Sun.	July 19	at Chicago	W 2-0		2-1-2	T4	8	SJ: Espinoza (56) Wondolowski (83)
Wed.	Aug. 26	Portland				7		postponed
Sat.	Aug. 29	at LA Galaxy	L 2-3		2-2-2	T8	8	SJ: Qazaishvili (11) Cowell (59); LA: Steres (33) Pavon (72) Lletget (82)
Wed.	Sept. 2	at Los Angeles FC	L 1-5		2-3-2	T10	8	SJ: Hoesen (92+); LFC: Rossi (21,69) Wright-Phillips (49) Cifuentes (64) Musovski (83)
Sat.	Sept. 5	Colorado	T 1-1		2-3-3	T10	9	SJ: Wondolowski (59); COL: Kamara (81)
Thu.	Sept. 10	at Seattle	L 1-7		2-4-3	T11	9	SJ: Wondolowski (71); SEA: Morris (4) Ruidiaz (12,33) Leerdam (15) Jones (20,59) Paulo (48)
Sun.	Sept. 13	LA Galaxy	T 0-0		2-4-4	11	10	
Wed.	Sept. 16	Portland	T 1-1		2-4-5	12	11	SJ: Qazaishvili (76); POR: Y. Chara (33)
Sat.	Sept. 19	Portland	L 1-6		2-5-5	12	11	SJ: Fierro (44); POR: Valeri (25,57) Ebobisse (27) Y. Chara (70) Cascante (85) Niezgoda (87)
Wed.	Sept. 23	at Colorado	L 0-5		2-6-5	12	11	COL: Bassett (35) Lewis (50) own goal (70) Mezquida (79) Shinyashiki (84)
Sun.	Sept. 27	at Los Angeles FC	W 2-1		3-6-5	12	14	SJ: Salinas (80) Yueill (93+); LFC: Kaye (45)
Sat.	Oct. 3	LA Galaxy	W 2-1		4-6-5	9	17	SJ: Lopez (42) Rios (82); LA: Lletget (4)
Wed.	Oct. 7	Vancouver	W 3-0		5-6-5	7	20	SJ: Espinoza (50) Rios (66) Marie (93+)
Sun.	Oct. 11	at Portland	L 0-3		5-7-5	7	20	POR: Niezgoda (46,52) Mora (86)
Wed.	Oct. 14	at LA Galaxy	W 4-0		6-7-5	T6	23	SJ: Lima (44,93+) Rios (52) Thompson (76)
Sun.	Oct. 18	Seattle	T 0-0		6-7-6	T5	24	
Sat.	Oct. 24	at Vancouver	L 1-2		6-8-6	T7	24	SJ: Fierro (24); VAN: Adnan (51) Ricketts (57)
Wed.	Oct. 28	Real Salt Lake	W 2-0		7-8-6	7	27	SJ: Wondolowski (16,74)
Sun.	Nov. 1	Los Angeles FC				7		postponed
Wed.	Nov. 4	Los Angeles FC	W 3-2		8-8-6	7	30	SJ: own goal (28) Wondolowski (37) Espinoza (72); LFC: Blessing (23) Rossi (95+)
Sun.	Nov. 8	at Seattle	L 1-4		8-9-6	7	30	SJ: Lopez (57); SEA: Lodeiro (52) Ruidiaz (54) Morris (74) own goal (80)



SAN JOSE EARTHQUAKES

SAN JOSE EARTHQUAKES – GAME-BY-GAME

#	Player	1	2	3	4	5	6	7	8	9	10	11	12	13	14	15	16	17	18	19	20	21	22	23	
	DAL MIN SEA VAN CHI IA LFC COL SEA IA POR POR COL LFC IA VAN POR IA SEA VAN RSL LFC SEA	2-2	2-5	0-0	4-3	2-0	2-3	1-5	1-1	1-1	1-7	0-0	1-1	1-6	0-5	2-1	2-1	3-0	0-3	4-0	0-0	1-2	2-0	3-2	1-4
4	Oswaldo Alanis	90D	90D	63D	90D					90D	90D	90D	45D					90D			90D	90D	90D	90D	90D
6	Shea Salinas	27	45	26	27	21	23	20	80M	26	73M	45	79M	27	28	17	13	25	18	4	19	20	21	90M	
7	Magnus Eriksson	90M	90M	90M	90M	90M																			
8	Chris Wondolowski	24	26	15	28	8	9	90F	90F	73F	21	26	45	63F	73M	76M	90F	72F	90F	90F	89F	87F	90F	90F	
9	Danny Hoesen	66F	45F	27	8	33	35F					27													
10	Cristian Espinoza	90M	90M	75M	87M	82M	90M	90M	70M	64M	73M	69M	26	70M	90M	90M	88M	90M	84M	86M	80M	82M	87M	59M	
11	Vako Qazaishvili	72F	90F	85M	63M	69M	82M	70M	10	64M	17	90M	25	27	27										8
12	Matt Bersano	90M	90M	90M	90M	90M	90M	90M	90M																
14	Jackson Yueill	90M	90M	90M	90M	90M	90M	90M	90M	90M	90M	90M	90M	90M	90M	90M	90M	90M	90M	90M	90M	90M	90M	90M	61M
15	Tanner Beason	90D	90D																						
16	Jack Skahan												11												
17	Daniel Vega	90G	90G	90G	90G	90G	90G	90G	90G	90G	90G	90G	90G	90G	90G	90G	90G	90G	90G	90G	90G	90G	90G	90G	90G
18	JT Marcinkowski																								
19	Siad Haji																								
21	Carlos Fierro	18	15	27	8						21	90M	63M	68M	73M	85M	90M	84M	90M	90M	70M	69M			31
22	Tommy Thompson	63D	90D	64D	63D	21	82D	45D	20	26	58M	45	26	90D											
23	Florian Jungwirth	27																							
24	Nick Lima	90D	45D	90D	63D	82D	90D	45D	26	90D	64D	90D	90D	85D	90D	90D	90D	90D	90D	90D	72D	90D	90D	59D	
25	Andres Rios	90F	90F	90F	90F	81F	90F	55	64F	17	69F	64F	17	69F	63F	90M	90F	77F	90M	84M	90M	82M	65M		
26	Eric Calvillo																								
27	Marcos Lopez																								
29	Jacob Akanyirige																								
33	Paul Marie																								
35	Gilbert Fuentes																								
37	Guram Kashia	90D	64D	90D	90D	90D																			
41	Emi Ochoa																								
44	Cade Cowell	45	5																						
77	Casey Walls																								
93	Judson																								
96	Luis Felipe																								

"00" = 100 minutes played
 F/M/D/G = starting position



SAN JOSE EARTHQUAKES

SAN JOSE EARTHQUAKES – GAME-BY-GAME LOG

Game #1	02/29/2020	SJ 2 vs TOR 2	T	Rios 1 (Espinoza 1, Alanis 1) 53; Alanis 1 (unassisted) 95+ Eriksson 1 (penalty kick) 19; Qazaishvili 1 (unassisted) 53	98+
Game #2	03/07/2020	SJ 2 vs MIN 5	L		
Game #3	07/10/2020	SJ 0 at SEA 0	T		
Game #4	07/15/2020	SJ 4 at VAN 3	W	Rios 2 (Espinoza 2) 47+; Wondolowski 1 (unassisted) 72; Alanis 2 (Eriksson 1) 81; Salinas 1 (unassisted) 98+	
Game #5	07/19/2020	SJ 2 at CHI 0	W	Espinoza 1 (Yueill 1) 56; Wondolowski 2 (Fierro 1, Thompson 1) 83	
Game #6	08/29/2020	SJ 2 at LA 3	L	Qazaishvili 2 (Thompson 2, Espinoza 3) 11; Cowell 1 (Qazaishvili 1) 59	
Game #7	09/02/2020	SJ 1 at LFC 5	L	Hoesen 1 (Espinoza 4, Lopez 1) 92+	
Game #8	09/05/2020	SJ 1 vs COL 1	T	Wondolowski 3 (penalty kick) 59	
Game #9	09/10/2020	SJ 1 at SEA 7	L	Wondolowski 4 (penalty kick) 71	
Game #10	09/13/2020	SJ 0 vs LA 0	T		
Game #11	09/16/2020	SJ 1 vs POR 1	T	Qazaishvili 3 (Wondolowski 1) 76	
Game #12	09/19/2020	SJ 1 vs POR 6	L	Fierro 1 (Lopez 2, Calvillo 1) 44	
Game #13	09/23/2020	SJ 0 at COL 5	L		
Game #14	09/27/2020	SJ 2 at LFC 1	W	Salinas 2 (Espinoza 5) 80; Yueill 1 (Espinoza 6) 93+	
Game #15	10/03/2020	SJ 2 vs LA 1	W	Lopez 1 (Lima 1, Espinoza 7) 42; Rios 3 (penalty kick) 82	
Game #16	10/07/2020	SJ 3 vs VAN 0	W	Espinoza 2 (Lima 2) 50; Rios 4 (Fierro 2, Thompson 3) 66; Marie 1 (Thompson 4) 93+	
Game #17	10/11/2020	SJ 0 at POR 3	L		
Game #18	10/14/2020	SJ 4 at LA 0	W	Lima 1 (Rios 1) 44; Rios 5 (Fierro 3) 52; Thompson 1 (unassisted) 76; Lima 2 (Cowell 1) 93+	
Game #19	10/18/2020	SJ 0 vs SEA 0	T		
Game #20	10/24/2020	SJ 1 at VAN 2	L	Fierro 2 (Espinoza 8) 24	
Game #21	10/28/2020	SJ 2 vs RSL 0	W	Wondolowski 5 (unassisted) 16; Wondolowski 6 (Salinas 1) 74	
Game #22	11/04/2020	SJ 3 vs LFC 2	W	own goal (Atuesta) 28; Wondolowski 7 (Espinoza 9) 37; Espinoza 3 (Salinas 2) 72	
Game #23	11/08/2020	SJ 1 at SEA 4	L	Lopez 2 (free kick) 57	



SAN JOSE EARTHQUAKES

SAN JOSE EARTHQUAKES – CUP COMPETITIONS – GAME-BY-GAME

#	Player	MLS IS BACK		KNOCKOUT	
		R16 RSL	5-2	QF MIN	1-4
4	Oswaldo Alanis	90D	90D	90D	90D
6	Shea Salinas	9	30		
7	Magnus Eriksson	90M	67M		
8	Chris Wondolowski	9	30		
9	Danny Hoesen		23		
10	Cristian Espinoza	76M	90M		
11	Vako Qazaishvili	81M	90M		
12	Matt Bersano				
14	Jackson Yueill	90M	90M		
15	Tanner Beason				
16	Jack Skahan		23		
17	Daniel Vega	90G	90G		
18	JT Marcinkowski				
19	Siad Haji				
21	Carlos Fierro	14	30		
22	Tommy Thompson	81D	60D		
23	Florian Jungwirth	1			
24	Nick Lima	90D	60D		
25	Andres Rios	81F	67F		
26	Eric Calvillo				
27	Marcos Lopez				
29	Jacob Akanyirige				
33	Paul Marie				
35	Gilbert Fuentes				
37	Guram Kashia	90D	90D		
41	Emi Ochoa				
44	Cade Cowell	9			
77	Casey Walls				
93	Judson	89M	60M		
96	Luis Felipe				

MLS IS BACK	KNOCKOUT	STAGE
R16	07/27/2020	SJ 5 vs RSL 2 W
QF	08/01/2020	SJ 1 vs MIN 4 L

Espinoza 2 (Qazaishvili 1, Eriksson 2) 21; Eriksson 1 (penalty kick) 49; Qazaishvili 1 (Rios 1) 61;
 Wondolowski 3 (unassisted) 86; Eriksson 2 (penalty kick) 96+
 Eriksson 3 (penalty kick) 50



SEATTLE SOUNDERS FC

2020 RECORD

	GP	W-L-T	PTS	GF	GA
Sounders	22	11-5-6	39	44	23

RECORD at CENTURYLINK FIELD

	GP	W-L-T	PTS	GF	GA
	10	7-1-2	23	27	10

RECORD on road

	GP	W-L-T	PTS	GF	GA
	9	3-3-3	12	13	11

RECORD at the half

	W	L	T
LEADING	6	0	1
TIED	5	2	3
TRAILING	0	3	2

RECORD with the first goal

	W	L	T
SCORING	10	0	1
CONCEDING	1	5	3

TEAM COMPARISONS

	FOR	AGAINST
GOALS SCORED	2.00 (2nd)	1.05 (4th)
TOTAL SHOTS	12.73 (12th)	9.55 (2nd)
SHOTS ON GOAL	4.73 (11th)	3.77 (3rd)
SHOOTING ACCURACY	37.1% (12th)	39.5% (21st)
SCORING %AGE	15.7% (2nd)	11.0% (10th)
FOULS	10.14 (26th)	11.68 (8th)
CORNER KICKS	5.64 (7th)	5.05 (15th)
OFFSIDE	2.05 (4th)	1.77 (8th)

GOALS SCORED IN GAME

GP	0	1	2	3	4+	TOT	AVG
22	3	7	4	6	2	44	2.00

GOALS ALLOWED IN GAME

GP	0	1	2	3	4+	TOT	AVG
22	6	11	3	2	0	23	1.05

GOALS BY INTERVALS

	TOT	0-15	16-30	31-45+	46-60	61-75	76-90+
FOR	44	5	6	5	12	6	10
AGAINST	23	5	0	2	5	5	6

WHERE THE GOALS COME FROM

	FOR	AGAINST
GOALS SCORED	44	23
MINUTES PER GOAL	45	86

HOW SCORED

RIGHT FOOT	22	13
LEFT FOOT	17	6
HEADERS	4	4
OTHER	1	0

TYPE OF PLAY

OPEN PLAY	23	10
CROSS	5	2
CORNER	6	4
REBOUND	0	1
PENALTIES	5	2
DIRECT FROM FREE KICK	1	1
FREE KICK (INDIRECT)	2	2
OWN GOALS	2	1

DISTANCE

INSIDE GOAL AREA	12	4
INSIDE PENALTY AREA	27	15
OUTSIDE PENALTY AREA	5	4

PRIMARY TEAM





SEATTLE SOUNDERS FC

No.	Player	Pos	Ht	Wt	Birthdate	Birthplace	2020				CAREER			
							GP	GS	G	A	GP	GS	G	A
1	Trey Muse	GK	6-4	195	07/26/1999	Tukwila, WA	0	0	0	0	0	0	0	0
Homegrown Player. MLS Season: 2. College: Indiana														
2	Brad Smith	DF	5-10	155	04/09/1994	Penrith, Australia	5	1	0	0	36	29	0	7
MLS Season: 3. Last club: AFC Bournemouth (ENG). International: Australia 21/0														
3	Xavier Arreaga	DF	6-0	165	09/28/1994	Guayaquil, Ecuador	14	13	0	2	28	25	0	2
MLS Season: 2. Last club: Barcelona S.C. (ECU). International: Ecuador 8/0														
4	Gustav Svensson	MF	6-0	170	02/07/1987	Gothenberg, Sweden	12	11	0	0	90	85	4	6
MLS Season: 4. Last club: Guangzhou R&F (CHN). International: Sweden 28/0														
5	Nouhou Tolo	DF	5-10	175	06/23/1997	Douala, Cameroon	22	16	0	2	91	58	0	4
MLS Season: 4. Last club: Sounders FC 2 (USL)														
6	Joao Paulo	MF	5-6	155	03/08/1991	Rio Grande do Sul, Brazil	19	17	2	5	19	17	2	5
Designated Player. MLS Season: 1. Last club: CR Botafogo (BRA)														
7	Cristian Roldan	MF	5-8	165	06/03/1995	Artesia, CA	22	21	2	5	173	156	22	26
MLS Season: 6. 2015 SuperDraft: Round 1, Pick 16 (Washington). International: USA 19/0														
8	Jordy Delem	MF	5-11	156	03/18/1993	Le Francois, Martinique	17	9	0	1	70	45	1	3
MLS Season: 4. International: Martinique 45/7														
9	Raul Ruidiaz	FW	5-7	145	07/25/1990	Lima, Peru	17	17	12	4	53	50	33	8
Designated Player. Last club: Monarcas Morelia (Mexico). MLS Season: 3. International: Peru 43/4														
10	Nicolas Lodeiro	MF	5-7	150	03/21/1989	Paysandu, Uruguay	20	20	7	10	121	121	33	58
Designated Player. Last club: Boca Juniors (Argentina). MLS Season: 5. International: Uruguay 60/5														
11	Miguel Ibarra	MF	5-6	145	03/15/1990	Lancaster, CA	12	3	0	0	96	70	11	14
MLS Season: 4. College: California-Irvine. International: USA 3/0														
13	Jordan Morris	FW	6-0	185	10/26/1994	Seattle, WA	22	18	10	8	105	96	35	20
Homegrown Player. MLS Season: 5. College: Stanford. International: USA 39/10														
16	Alex Roldan	MF	5-10	155	07/28/1996	Artesia, CA	18	3	0	1	46	15	0	3
MLS Season: 3. 2018 SuperDraft: Round 1, Pick 22 (Seattle)														
17	Will Bruin	FW	6-2	194	10/24/1989	St. Louis, MO	15	5	1	1	262	200	71	29
MLS Season: 10. Last club: Houston Dynamo. 2011 SuperDraft: Round 1, Pick 11 (Indiana). International: USA 2/														
18	Kelvin Leerdam	DF	5-10	154	06/24/1990	Paramaribo, Suriname	21	19	3	3	91	84	9	12
MLS Season: 4. Last club: Vitesse (Netherlands)														
24	Stefan Frei	GK	6-3	195	04/20/1986	Altstaetten, Switzerland	22	22	0	0	302	302	0	3
MLS Season: 12. Last club: Toronto FC. 2009 SuperDraft: Round 1, Pick 13 (California)														
27	Shane O'Neill	DF	6-2	190	09/02/1993	Midleton, East Cork, Ireland	18	13	0	0	94	82	1	0
MLS Season: 7. Last club: Excelsior Rotterdam (Netherlands).														
28	Yeimar Gomez Andrade	DF	6-2	200	06/30/1992	Tado, Colombia	19	19	2	1	19	19	2	1
MLS Season: 1. Last club: Union de Sante Fe (ARG)														
29	Roman Torres	DF	6-2	195	03/20/1986	Panama City, Panama	8	4	0	0	74	56	1	3
MLS Season: 6. Last club: Millonarios (COL). International: Panama 119/10														
30	Stefan Cleveland	GK	6-2	185	05/25/1994	Dayton, OH	0	0	0	0	5	5	0	0
MLS Season: 4. 2017 SuperDraft: Round 2, Pick 26 (Louisville)														
33	Joevin Jones	DF	5-11	160	08/03/1991	Carenage, Trinidad & Tobago	13	10	2	3	121	102	6	20
MLS Season: 5. Last club: SV Darmstadt (GER). International: Trinidad & Tobago 76/9														
37	Shandon Hopeau	FW	5-10	162	12/01/1998	Kapolei, HI	5	1	0	0	6	1	0	0
Homegrown Player. MLS Season: 2.														
45	Ethan Dobbelaere	MF	5-9	140	11/14/2002	Seattle, WA	1	1	0	0	1	1	0	0
Homegrown Player. MLS Season: 1.														
75	Danny Leyva	MF	5-10	140	05/05/2003	Las Vegas, NV	2	1	0	0	8	5	0	0
Homegrown Player. Last club: Tacoma Defiance (USL). MLS Season: 2.														
84	Josh Atencio	MF	6-1	174	01/31/2002	Bellevue, WA	5	0	0	0	5	0	0	0
Homegrown Player. Last club: Tacoma Defiance (USL). MLS Season: 1.														
87	Alfonso Ocampo-Chavez	FW	5-10	142	03/25/2002	Fresno, CA	0	0	0	0	3	1	0	0
Homegrown Player. MLS Season: 2.														
94	Jimmy Medranda	DF	5-5	150	02/07/1994	Mosquera, Colombia	3	0	0	0	99	64	5	5
MLS Season: 8. Last club: Sporting Kansas City														
99	Justin Dhillon	FW	6-3	185	06/06/1995	Rancho Santa Margarita, CA	1	0	0	0	6	3	0	0
MLS Season: 2. College: Cal Poly-SLO														

HEAD COACH : Brian Schmetzer

08/18/1962

W67 L37 T34



SEATTLE SOUNDERS FC

SEATTLE SOUNDERS FC PLAYOFF HISTORY

vs. Team	No. of Series	W-L	GP	W-L-T	OT	ShO	GF	GA	Last Mtg.	Round	Series Result
Colorado	2	2-0	3	3-0-0	0-0-0	0-0	5	1	2016	Semifinals	Won 2 games to 0
Dallas	4	3-1	7	3-2-2	1-1-0	0-0	12	9	2019	Wild Card	Won 1 games to 0
Houston	2	1-1	4	2-1-1	0-1-0	0-0	5	1	2017	Semifinals	Won 2 games to 0
Kansas City	1	1-0	1	1-0-0	0-0-0	0-0	1	0	2016	Wild Card	Won 1 games to 0
LA Galaxy	4	1-3	7	3-4-0	0-0-0	0-0	8	11	2015	Wild Card	Won 1 games to 0
Los Angeles FC	1	1-0	1	1-0-0	0-0-0	0-0	3	1	2019	Semifinals	Won 1 games to 0
Portland	2	0-2	4	1-3-0	1-0-0	0-0	7	9	2018	Quarterfinals	Lost Series Tie-Breaker
Real Salt Lake	3	2-1	5	3-1-1	0-0-0	0-0	5	3	2019	Quarterfinals	Won 1 games to 0
Toronto FC	3	2-1	3	1-1-1	0-0-1	0-0	3	3	2019	MLS Cup '19	Won MLS Cup '19
Vancouver	1	1-0	2	1-0-1	0-0-0	0-0	2	0	2017	Quarterfinals	Won 1 games to 0
TOTALS	23	14-9	37	19-12-6	2-2-1	0-0	51	38			

SEATTLE SOUNDERS FC – ALL-TIME POSTSEASON RESULTS

DATE	OPPONENT	RESULT	ATT.	W-L-T	RD.	GOALS:
10/29/2009	Houston	T 0-0	35,807	0-0-1	QTR	
11/08/2009	at Houston	L 0-1 (OT)	27,465	0-1-1	QTR	HOU: Ching (96)
10/31/2010	Los Angeles	L 0-1	35,521	0-1-0	QTR	LA: Buddle (38)
11/07/2010	at Los Angeles	L 1-2	27,000	0-2-0	QTR	SEA: Zakuani (86); LA: Buddle (19) Gonzalez (27)
10/29/2011	at Real Salt Lake	L 0-3	17,067	0-1-0	QTR	RSL: Saborio (41,53) Grabavoy (88)
11/02/2011	Real Salt Lake	W 2-0	36,021	1-1-0	QTR	SEA: Alonso (56) Neagle (61)
11/02/2012	Real Salt Lake	T 0-0	34,941	0-0-1	QTR	
11/08/2012	at Real Salt Lake	W 1-0	19,657	1-0-1	QTR	SEA: Martinez (81)
11/11/2012	at Los Angeles	L 0-3	27,000	1-1-1	SEM	LA: Keane (46+,67) Magee (64)
11/18/2012	Los Angeles	W 2-1	44,575	2-1-1	SEM	SEA: Johnson (12) Scott (57); LA: Keane (68)
10/30/2013	Colorado	W 2-0	32,204	1-0-0	WC	SEA: Evans (28) Johnson (93+)
11/02/2013	Portland	L 1-2	38,507	1-1-0	QTR	SEA: Alonso (90); POR: R. Johnson (15) Nagbe (67)
11/07/2013	at Portland	L 2-3	20,674	1-2-0	QTR	SEA: Yedlin (74) Johnson (76); POR: W. Johnson (29) Valeri (44) Danso (47)
11/02/2014	at FC Dallas	T 1-1	16,112	0-0-1	QTR	SEA: Alonso (54); DAL: Michel (34)
11/10/2014	FC Dallas	T 0-0	38,912	0-0-2	QTR	
11/23/2014	at Los Angeles	L 0-1	27,000	0-1-2	SEM	LA: Sarvas (52)
11/30/2014	Los Angeles	W 2-1	46,758	1-1-2	SEM	SEA: Evans (26) Dempsey (32); LA: Juninho (54)
10/28/2015	Los Angeles	W 3-2	39,537	1-0-0	WC	SEA: Dempsey (5) Valdez (12) Friberg (73); LA: Lletget (6) Zardes (22)
11/01/2015	FC Dallas	W 2-1	39,599	2-0-0	QTR	SEA: Ivanschitz (67) Dempsey (86); DAL: Castillo (18)
11/08/2015	at FC Dallas	T 1-2 (OT)	17,287	2-0-1	QTR	SEA: Marshall (90); DAL: Akindele (84) Zimmerman (91+)
10/27/2016	Sporting KC	W 1-0	36,151	1-0-0	WC	SEA: Valdez (88)
10/30/2016	FC Dallas	W 3-0	37,073	2-0-0	QTR	SEA: Valdez (50) Lodeiro (55,58)
11/06/2016	at FC Dallas	L 1-2	14,878	2-1-0	QTR	SEA: Lodeiro (54); DAL: Akindele (25) Urruti (56)
11/22/2016	Colorado	W 2-1	42,774	3-1-0	SEM	SEA: Morris (19) Lodeiro (61); COL: K. Doyle (13)
11/27/2016	at Colorado	W 1-0	17,695	4-1-0	SEM	SEA: Morris (56)
12/10/2016	at Toronto FC	T 0-0 (OT)	36,045	4-1-1	FIN	
10/29/2017	at Vancouver	T 0-0	27,837	0-0-1	QTR	
11/02/2017	Vancouver	W 2-0	39,587	1-0-1	QTR	SEA: Dempsey (56,88)
11/21/2017	at Houston	W 2-0	22,661	2-0-1	SEM	SEA: Svensson (11) Bruin (42)
11/30/2017	Houston	W 3-0	45,298	3-0-1	SEM	SEA: Rodriguez (22) Dempsey (57) Bruin (73)
12/09/2017	at Toronto FC	L 0-2	30,584	3-1-1	FIN	TOR: Altidore (67) Vazquez (94+)
11/04/2018	at Portland	L 1-2	21,144	0-1-0	QTR	SEA: Ruidiaz (10); POR: Ebobisse (17) Blanco (29)
11/08/2018	Portland	W 3-2 (OT)	39,542	1-1-0	QTR	SEA: Ruidiaz (68,93+) Lodeiro (97)
10/19/2019	FC Dallas	W 4-3 (OT)	37,722	1-0-0	WC	SEA: Ruidiaz (18) Morris (22,74,113); DAL: Cannon (39) Hedges (63) Acosta (82)
10/23/2019	Real Salt Lake	W 2-0	37,722	2-0-0	QTR	SEA: Svensson (64) Lodeiro (81)
10/29/2019	at Los Angeles FC	W 3-1	22,099	3-0-0	SEM	SEA: Ruidiaz (22,64) Lodeiro (26); LFC: Atuesta (17)
11/10/2019	Toronto FC	W 3-1	69,274	4-0-0	FIN	SEA: Leerdam (57) Rodriguez (76) Ruidiaz (90); TOR: Altidore (93+)



SEATTLE SOUNDERS FC

ALL-TIME SEATTLE SOUNDERS FC POSTSEASON STATISTICS (19-12-6, 63 PTS.)

PLAYER	GP	GS	MIN	G	A
Nicolas Lodeiro	17	17	1620	7	7
Raul Ruidiaz	6	6	599	7	4
Clint Dempsey	14	14	1213	6	1
Jordan Morris	12	10	881	5	2
Nelson Haedo Valdez	9	7	555	3	1
Oswaldo Alonso	25	24	2183	3	0
Eddie Johnson	6	5	475	3	0
Victor Rodriguez	9	4	534	2	3
Gustav Svensson	11	9	926	2	3
Will Bruin	6	5	488	2	2
Brad Evans	21	16	1461	2	2
Andreas Ivanschitz	6	4	407	1	1
Zach Scott	16	12	1143	1	1
DeAndre Yedlin	6	6	495	1	1
Erik Friberg	10	9	752	1	0
Kelvin Leerdam	11	11	1004	1	0
Chad Marshall	19	19	1708	1	0
Mario Martinez	4	2	201	1	0
Lamar Neagle	10	5	512	1	0
Steve Zakuani	7	5	428	1	0
Joevin Jones	15	15	1270	0	7
Fredy Montero	10	10	830	0	2
Marco Pappa	6	4	298	0	2
Cristian Roldan	19	16	1501	0	2
Harry Shipp	5	3	246	0	2
Nate Jaqua	4	2	232	0	1
Shalrie Joseph	2	1	62	0	1
Tyrone Mears	9	9	870	0	1
Brad Smith	4	4	306	0	1
Christian Tiffert	4	4	318	0	1
Jalil Anibaba	1	0	1	0	0
Xavier Arreaga	3	1	132	0	0
Micheal Azira	5	1	149	0	0
Chad Barrett	3	0	78	0	0
Marc Burch	5	3	321	0	0
Handwalla Bwana	1	0	36	0	0
Alex Caskey	1	1	73	0	0
Kenny Cooper	1	0	25	0	0
Jordy Delem	6	1	151	0	0
David Estrada	3	0	51	0	0
Alvaro Fernandez	7	3	331	0	0
Oniel Fisher	5	2	246	0	0
Waylon Francis	1	0	56	0	0
Stefan Frei	23	23	2190	0	0
Mike Fucito	3	1	129	0	0
Herculez Gomez	2	0	66	0	0
Leo Gonzalez	13	13	1140	0	0
Michael Gspurning	6	6	535	0	0
Marcus Hahnemann	2	1	93	0	0
Jhon Kennedy Hurtado	11	11	1020	0	0
Patrick Ianni	3	3	257	0	0
Adam Johansson	4	4	344	0	0
Kasey Keller	6	6	570	0	0
Kim Kee-Hee	6	6	600	0	0
Sebastien Le Toux	2	0	38	0	0
Roger Levesque	4	0	162	0	0
Freddie Ljungberg	2	2	210	0	0
Tyrone Marshall	3	2	219	0	0
Obafemi Martins	8	7	701	0	0
Jordan McCrary	1	0	15	0	0
Tyler Miller	1	1	90	0	0
Adam Moffat	3	3	224	0	0
Blaise Nkufo	2	2	180	0	0
Sanna Nyassi	3	2	135	0	0
Sammy Ochoa	3	2	134	0	0
Jeff Parke	7	7	605	0	0
Gonzalo Pineda	3	3	255	0	0
James Riley	5	5	480	0	0
Mauro Rosales	4	1	157	0	0
Andy Rose	8	3	365	0	0
Luis Silva	1	0	10	0	0
Nathan Sturgis	2	2	145	0	0
Nouhou Tolo	9	6	585	0	0
Roman Torres	14	12	1181	0	0
Djimi Traore	4	3	271	0	0
Henry Wingo	1	0	1	0	0
Team totals	37	37	3480	51	48
Opponent totals	37	37	3480	38	38

SOUNDERS FC INDIVIDUAL GOALKEEPING						
GOALKEEPER	GP	GS	SV	GA	GAA	SO
Tyler Miller	1	1	3	0	0.00	1
Stefan Frei	23	23	82	22	0.90	9
Kasey Keller	6	6	23	7	1.11	2
Michael Gspurning	6	6	22	7	1.18	2
Marcus Hahnemann	2	1	3	2	1.94	0
Team totals	37	37	133	38	0.98	15
Opponent totals	37	37	113	51	1.32	11



SEATTLE SOUNDERS FC

CAREER POSTSEASON STATISTICS FOR CURRENT SEATTLE SOUNDERS FC PLAYERS

UNF	POS	PLAYER	GP	GS	MIN	G	A	SHT	SOG	PKG	PKA	SKG	SKA	FC	FS	OFF	CK	C	E
3	D	Xavier Arreaga	3	1	132	0	0	0	0	0	0	0	0	0	0	0	0	0	0
17	F	Will Bruin	19	15	1294	8	3	33	16	0	0	0	1	16	5	6	0	0	0
8	M	Jordy Delem	6	1	151	0	0	1	0	0	0	0	0	2	1	0	0	0	0
33	D	Joevin Jones	15	15	1270	0	7	8	3	0	0	1	1	6	16	2	0	2	0
18	D	Kelvin Leerdam	11	11	1004	1	0	9	3	0	0	0	0	15	6	2	0	1	0
10	M	Nicolas Lodeiro	17	17	1620	7	7	32	12	2	3	1	1	21	63	4	90	2	0
94	M	Jimmy Medranda	2	1	121	0	0	1	0	0	0	0	0	1	1	0	0	0	0
13	F	Jordan Morris	12	10	881	5	2	15	9	0	0	0	0	5	7	7	0	0	0
27	M	Shane O'Neill	1	1	90	0	0	0	0	0	0	0	0	2	0	0	0	0	0
7	M	Cristian Roldan	19	16	1501	0	2	7	3	0	0	0	0	15	31	0	1	2	0
9	F	Raul Ruidiaz	6	6	599	7	4	33	14	0	0	1	1	11	6	9	0	2	0
2	D	Brad Smith	4	4	306	0	1	2	0	0	0	0	0	1	3	0	0	0	0
4	D	Gustav Svensson	11	9	926	2	3	9	2	0	0	0	0	14	5	2	0	1	0
5	D	Nouhou Tolo	9	6	585	0	0	1	1	0	0	0	0	11	3	2	0	3	0
29	D	Roman Torres	14	12	1181	0	0	11	1	0	0	1	1	15	4	0	0	3	0

UNF	POS	GOALKEEPER	GP	GS	MIN	SHTS	SV	GA	GAA	PKG	PKA	SKG	SKA	W	L	T	SO
24	GK	Stefan Frei	23	23	2190	14	82	22	0.90	1	1	12	15	14	5	4	9



SEATTLE SOUNDERS FC

SEATTLE SOUNDERS FC INDIVIDUAL HIGH GAMES (2020)

Goals	2 7 times		
Assists	3 Jordan Morris	09/10/2020	vs. SJ W 7-1
Shots	7 Nicolas Lodeiro	10/03/2020	vs. VAN W 3-1
Shots on Goal	3 6 times		
Fouls Committed	6 Joao Paulo	10/11/2020	at LFC L 1-3
Fouls Suffered	7 Nicolas Lodeiro	10/11/2020	at LFC L 1-3
Offside	3 Jordan Morris	03/01/2020	vs. CHI W 2-1
	3 Raul Ruidiaz	07/14/2020	at CHI L 1-2
	3 Raul Ruidiaz	09/02/2020	at RSL T 2-2
Saves	8 Stefan Frei	07/10/2020	vs. SJ T 0-0
Shots Faced	10 Stefan Frei	11/01/2020	at COL L 1-3
Goals Allowed	3 Stefan Frei	10/11/2020	at LFC L 1-3
	3 Stefan Frei	11/01/2020	at COL L 1-3

TEAM HIGH GAMES (2020)

Goals	7 09/10/2020 vs. SJ W 7-1		
Assists	10 09/10/2020 vs. SJ W 7-1		
Shots	22 10/03/2020 vs. VAN W 3-1		
Shots on Goal	11 09/10/2020 vs. SJ W 7-1		
Fouls Committed	17 09/06/2020 vs. POR L 1-2		
Fouls Suffered	19 09/06/2020 vs. POR L 1-2		
Corner Kicks	13 09/23/2020 at POR L 0-1		
Offside	5 03/01/2020 vs. CHI W 2-1		
	5 09/02/2020 at RSL T 2-2		
Saves	8 07/10/2020 vs. SJ T 0-0		
Shots Faced	10 11/01/2020 at COL L 1-3		
Goals Allowed	3 10/11/2020 at LFC L 1-3		
	3 11/01/2020 at COL L 1-3		

TEAM LOW GAMES (2020)

Shots	4 10/18/2020 at SJ T 0-0		
Shots on Goal	1 07/14/2020 at CHI L 1-2		
	1 10/18/2020 at SJ T 0-0		
	1 10/22/2020 vs. POR T 1-1		
Fouls Committed	3 09/27/2020 at LA W 3-1		
	3 11/01/2020 at COL L 1-3		
Fouls Suffered	7 07/19/2020 vs. VAN W 3-0		
	7 08/30/2020 vs. LFC W 3-1		
Corner Kicks	1 07/10/2020 vs. SJ T 0-0		
Offside	0 09/18/2020 vs. LFC W 3-0		
	0 10/03/2020 vs. VAN W 3-1		
	0 11/04/2020 at LA T 1-1		
Saves	0 10/07/2020 vs. RSL W 2-1		
	0 10/27/2020 at VAN W 2-0		
Shots Faced	0 10/07/2020 vs. RSL W 2-1		
	0 10/27/2020 at VAN W 2-0		

SEATTLE SOUNDERS FC INDIVIDUAL POSTSEASON HIGH GAMES (2009-19)

Goals	3 Jordan Morris			10/19/2019	vs. DAL	W 4-3			
Assists	2 Joevin Jones	10/30/2016	vs. DAL	W 3-0					
	2 Raul Ruidiaz	10/19/2019	vs. DAL	W 4-3					
	2 Nicolas Lodeiro	10/29/2019	at LFC	W 3-1					
	2 Gustav Svensson	11/10/2019	vs. TOR	W 3-1					
Shots	10 Clint Dempsey						11/02/2017	vs. VAN	W 2-0
Shots on Goal	4 Raul Ruidiaz						10/23/2019	vs. RSL	W 2-0
Fouls Committed	6 Zach Scott						11/23/2014	at LA	L 0-1
Fouls Suffered	7 Freddie Ljungberg						11/08/2009	at HOU	L 0-1
Offside	4 Eddie Johnson						11/18/2012	vs. LA	W 2-1
Saves	9 Michael Gspurning						11/08/2012	at RSL	W 1-0
	9 Stefan Frei						12/09/2017	at TOR	L 0-2
Shots Faced	11 Kasey Keller						10/29/2011	at RSL	L 0-3
	11 Stefan Frei						12/09/2017	at TOR	L 0-2
Goals Allowed	3 Kasey Keller						10/29/2011	at RSL	L 0-3
	3 Michael Gspurning						11/11/2012	at LA	L 0-3
	3 Michael Gspurning						11/07/2013	at POR	L 2-3
	3 Stefan Frei						10/19/2019	vs. DAL	W 4-3

TEAM POSTSEASON HIGH GAMES (2009-19)

Goals	4 10/19/2019 vs. DAL W 4-3		
Assists	6 10/19/2019 vs. DAL W 4-3		
Shots	26 11/02/2011 vs. RSL W 2-0		
Shots on Goal	10 10/19/2019 vs. DAL W 4-3		
	10 10/23/2019 vs. RSL W 2-0		
Fouls Committed	21 11/07/2013 at POR L 2-3		
Fouls Suffered	21 11/02/2013 vs. POR L 1-2		
	21 12/10/2016 at TOR T 0-0		
	21 10/19/2019 vs. DAL W 4-3		
Corner Kicks	11 11/02/2013 vs. POR L 1-2		
Offside	8 11/30/2017 vs. HOU W 3-0		
Saves	9 11/08/2012 at RSL W 1-0		
	9 11/30/2017 vs. HOU W 3-0		
Shots Faced	11 10/29/2011 at RSL L 0-3		
	11 12/09/2017 at TOR L 0-2		
Goals Allowed	3 10/29/2011 at RSL L 0-3		
	3 11/11/2012 at LA L 0-3		
	3 11/07/2013 at POR L 2-3		
	3 10/19/2019 vs. DAL W 4-3		

TEAM POSTSEASON LOW GAMES (2009-19)

Shots	3 12/10/2016 at TOR T 0-0		
Shots on Goal	0 10/29/2011 at RSL L 0-3		
	0 12/10/2016 at TOR T 0-0		
Fouls Committed	5 11/30/2014 vs. LA W 2-1		
	5 10/30/2016 vs. DAL W 3-0		
Fouls Suffered	3 12/09/2017 at TOR L 0-2		
Corner Kicks	2 10/30/2016 vs. DAL W 3-0		
	2 11/27/2016 at COL W 1-0		
	2 10/29/2019 at LFC W 3-1		
Offside	0 7 times		
Saves	0 11/27/2016 at COL W 1-0		
	0 10/29/2017 at VAN T 0-0		
Shots Faced	0 11/27/2016 at COL W 1-0		
	0 10/29/2017 at VAN T 0-0		



SEATTLE SOUNDERS FC

2020 SEATTLE SOUNDERS FC STATISTICS (11-5-6, 39 pts.)

UNF	POS	PLAYER	GP	GS	MIN	G	A	SHT	SOG	FC	FS	OFF	CK	C	E
9	F	Raul Ruidiaz	17	17	1427	12	4	55	23	11	13	13	0	2	0
13	F	Jordan Morris	22	18	1724	10	8	39	18	6	12	13	0	1	0
10	M	Nicolas Lodeiro	20	20	1782	7	10	40	18	14	54	3	93	2	0
18	D	Kelvin Leerdam	21	19	1551	3	3	18	3	14	5	2	0	2	0
6	M	Joao Paulo	19	17	1501	2	5	16	6	28	20	0	29	5	0
7	M	Cristian Roldan	22	21	1890	2	5	27	10	17	25	4	1	1	0
33	D	Joevin Jones	13	10	831	2	3	9	4	8	15	0	0	1	0
28	D	Yeimar Gomez Andrade	19	19	1626	2	1	16	5	20	13	0	0	5	0
17	F	Will Bruin	15	5	558	1	1	13	4	4	10	4	0	1	0
70	M	*Handwalla Bwana	5	2	176	1	1	5	3	4	1	0	0	0	0
3	D	Xavier Arreaga	14	13	1147	0	2	3	1	14	15	0	0	4	0
5	D	Nouhou Tolo	22	16	1402	0	2	10	3	21	21	1	0	1	0
8	M	Jordy Delem	17	9	737	0	1	3	0	13	14	0	0	2	0
16	M	Alex Roldan	18	3	571	0	1	3	0	11	7	0	0	1	0
84	M	Josh Atencio	5	0	11	0	0	0	0	1	0	0	0	0	0
99	F	Justin Dhillon	1	0	5	0	0	0	0	0	0	0	0	0	0
45	M	Ethan Dobbelaere	1	1	54	0	0	1	0	1	0	0	0	0	0
24	G	Stefan Frei	22	22	1980	0	0	0	0	0	3	0	0	0	0
37	F	Shandon Hopeau	5	1	81	0	0	1	0	2	0	0	0	1	0
11	M	Miguel Ibarra	12	3	248	0	0	8	3	1	0	4	0	0	0
75	M	Danny Leyva	2	1	56	0	0	0	0	1	0	0	0	0	0
94	D	Jimmy Medranda (TOT)	3	0	20	0	0	1	1	0	0	0	0	0	0
94	D	Jimmy Medranda (SEA)	2	0	12	0	0	0	0	0	0	0	0	0	0
27	D	Shane O'Neill	18	13	1238	0	0	2	0	16	3	0	0	3	0
19	M	Harry Shipp	2	0	38	0	0	0	0	0	0	1	0	0	0
2	D	Brad Smith	5	1	148	0	0	2	1	1	1	0	0	0	0
4	M	Gustav Svensson	12	11	959	0	0	9	2	15	6	0	1	0	0
29	D	Roman Torres (TOT)	8	4	352	0	0	5	0	3	1	0	0	0	1
29	D	Roman Torres (SEA)	3	0	27	0	0	0	0	0	0	0	0	0	0
30	G	Stefan Cleveland	0	0	0	0	0	0	0	0	0	0	0	0	0
1	G	Trey Muse	0	0	0	0	0	0	0	0	0	0	0	0	0
87	F	Alfonso Ocampo-Chavez	0	0	0	0	0	0	0	0	0	0	0	0	0
		Own-goals received				2									
		Team totals	22	22	1980	44	47	280	104	223	257	45	124	32	0
		Opponent totals	22	22	1980	23	21	210	83	257	223	28	111	35	1

GAME-WINNING GOALS: Raul Ruidiaz 4, Jordan Morris 3, Nicolas Lodeiro 2, Yeimar Gomez Andrade 1

GAME-WINNING ASSISTS: Nicolas Lodeiro 6, Cristian Roldan 2, Joevin Jones 2, Nouhou Tolo 1

Joao Paulo 1

PENALTY KICK GOALS/ATTEMPTS: Nicolas Lodeiro 4-4, Raul Ruidiaz 1-1

SEATTLE SOUNDERS FC INDIVIDUAL GOALKEEPING

UNF	POS	GOALKEEPER	GP	GS	MIN	SHTS	SV	GA	GAA	PG	PA	W	L	T	SO
24	G	Stefan Frei	22	22	1980	83	60	23	1.05	2	2	11	5	6	6
		Team totals	22	22	1980	83	60	23	1.05	2	2	11	5	6	6
		Opponent totals	22	22	1980	104	59	44	2.00	5	5	5	11	6	3

* = Played with other teams in 2020. Only Seattle Sounders FC statistics listed here.



SEATTLE SOUNDERS FC

SEATTLE SOUNDERS FC 2020 SCHEDULE

DAY	DATE	OPPONENT	RESULT	ATT.	W-L-T	POS.	PTS	NOTES:
Sun.	Mar. 1	Chicago	W 2-1	40,126	1-0-0	T1	3	SEA: Morris (62,93+); CHI: Beric (46)
Sat.	Mar. 7	Columbus	T 1-1	33,080	1-0-1	T4	4	SEA: Ruidiaz (79); CLB: Zardes (33)
Fri.	July 10	San Jose	T 0-0		1-0-2	4	5	
Tue.	July 14	at Chicago	L 1-2		1-1-2	T5	5	SEA: Bwana (77); CHI: Beric (52) Pineda (84)
Sun.	July 19	Vancouver	W 3-0		2-1-2	T4	8	SEA: Lodeiro (16) Morris (34) Ruidiaz (51)
Sun.	Aug. 23	at Portland	W 3-0		3-1-2	T2	11	SEA: Ruidiaz (72,83) Leerdam (85)
Wed.	Aug. 26	at LA Galaxy				T2		postponed
Sun.	Aug. 30	Los Angeles FC	W 3-1		4-1-2	2	14	SEA: Ruidiaz (11) Morris (48,49); LFC: Rossi (60)
Wed.	Sept. 2	at Real Salt Lake	T 2-2		4-1-3	2	15	SEA: Lodeiro (29) Andrade (69); RSL: Glad (50) Ruiz (85)
Sun.	Sept. 6	Portland	L 1-2		4-2-3	2	15	SEA: Leerdam (41); POR: Williamson (9) Mora (83)
Thu.	Sept. 10	San Jose	W 7-1		5-2-3	1	18	SEA: Morris (4) Ruidiaz (12,33) Leerdam (15) Jones (20,59) Paulo (48); SJ: Wondolowski (71)
Fri.	Sept. 18	Los Angeles FC	W 3-0		6-2-3	1	21	SEA: Lodeiro (29,33) Ruidiaz (82)
Wed.	Sept. 23	at Portland	L 0-1		6-3-3	T1	21	POR: Y. Chara (13)
Sun.	Sept. 27	at LA Galaxy	W 3-1		7-3-3	T1	24	SEA: C. Roldan (12,61) Morris (38); LA: Lletget (88)
Sat.	Oct. 3	Vancouver	W 3-1		8-3-3	1	27	SEA: Paulo (46) own goal (53) Ruidiaz (58); VAN: Montero (65)
Wed.	Oct. 7	Real Salt Lake	W 2-1		9-3-3	1	30	SEA: Morris (28) Andrade (61); RSL: own goal (68)
Sun.	Oct. 11	at Los Angeles FC	L 1-3		9-4-3	T1	30	SEA: Lodeiro (77); LFC: Musovski (15,83) Ginella (65)
Wed.	Oct. 14	Colorado				T1		postponed
Sun.	Oct. 18	at San Jose	T 0-0		9-4-4	T1	31	
Thu.	Oct. 22	Portland	T 1-1		9-4-5	T1	32	SEA: Bruin (93+); POR: Flores (10)
Tue.	Oct. 27	at Vancouver	W 2-0		10-4-5	1	35	SEA: Ruidiaz (54) Lodeiro (60)
Sun.	Nov. 1	at Colorado	L 1-3		10-5-5	3	35	SEA: Morris (22); COL: Shinyashiki (11) Rosenberry (42) Bassett (75)
Wed.	Nov. 4	at LA Galaxy	T 1-1		10-5-6	T2	36	SEA: Ruidiaz (93+); LA: Hernandez (78)
Sun.	Nov. 8	San Jose	W 4-1		11-5-6	T1	39	SEA: Lodeiro (52) Ruidiaz (54) Morris (74) own goal (80); SJ: Lopez (57)



SEATTLE SOUNDERS FC

SEATTLE SOUNDERS FC – GAME-BY-GAME

#	Player	1	2	3	4	5	6	7	8	9	10	11	12	13	14	15	16	17	18	19	20	21	22	
		CHI	CLB	SJ	CHI	VAN	POR	LFC	RSL	POR	SJ	LFC	POR	LA	VAN	RSL	LFC	SJ	POR	VAN	COL	LA	SJ	
		2-1	1-1	0-0	1-2	3-0	3-0	3-1	2-2	1-2	7-1	3-0	0-1	3-1	3-1	2-1	1-3	0-0	1-1	2-0	1-3	1-1	4-1	
1	Trey Muse														21	17	26	58D					26	
2	Brad Smith	90D	90D	90D	85D	68D	4	90D			90D	90D			90D	90D				90D			90D	90D
3	Xavier Arreaga	69M	90M	90M	90M	89M	90M	90M					45	79M	73M					90M	64M	90M		
4	Gustav Svensson	4	31	76D	90D	90D	17	18	71M	9	90D	90D	45D	82D	73D	86D	32	89D	90D	90D	78D	86D	65D	
5	Nouhou Tolo	90M	90M																					
6	Joao Paulo	90M	90M	90M	90M	90M	87M	90M	90M	90M	90M	90M	90M	90M	90M	90M	90M	90M	90M	90M	90M	90M	90M	90M
7	Cristian Roldan	90M	90M	90M	90M	90M	90M	90M	90M	90M	90M	90M	90M	90M	90M	90M	90M	90M	90M	90M	90M	90M	90M	90M
8	Jordy Delem	86M	56M	5	22	12	71M	62M	33					11	17	90M	57M	90M	30M			12	74M	9
9	Raul Ruidiaz	90F	90F	90F	90F	87F	45F	83F	90F	57F	89F	90F			76F					90F	90F	90F	90F	90F
10	Nicolas Lodeiro	90M	90M	90M	90M	90M	77M	90M	90M	85M	90M	90M			90M	90M	90M	90M	90M	90M	90M	90M	90M	90M
11	Miguel Ibarra	73M	59M	14	58M		3			9	2	6	8						3	8	5			
13	Jordan Morris	45	90M	77M	45	79M	82M	86M	34	81M	90M	87M	90M	90M	90M	90M	90M	90M	90M	90M	83M	90M	36	89M
16	Alex Roldan				5	23	3	13	83M				32	19	37	21	15	4	33	90D	60	7	15	86D
17	Will Bruin								8	45	7	28	33	1	14	69F	14	64F	87F	82F	90F	12	4	
18	Kelvin Leerdam	90D	90D	89D	85D	67D	90D	90D	7	90D	58D	88D	84D	69D	75D	86D	74D	1	79D	83D	75D			81D
19	Harry Shipp	17	21																					
24	Stefan Frei	90G	90G	90G	90G	90G	90G	90G	90G	90G	90G	90G	90G	90G	90G	90G	90G	90G	90G	90G	90G	90G	90G	90G
27	Shane O'Neill	90D			1	28	90D	90D	90D	89D	45	3	76D	11						90D	90D	85D	90D	90D
28	Yeimar Gomez Andrade	90D	90D	90D	62D					90D	90D	45D	90D	90D	79D	90D	90D	90D	90D	90D	90D	90D	90D	90D
29	Roman Torres															4	16							7
30	Stefan Civeleland																							
33	Joevin Jones	90D	85D	34												82D	72D	19	81D	90M	71M	53M		
37	Shandon Hopeau																							
45	Ethan Dobbelaere																							
70	Handwalla Bwana																							
75	Danny Leyva	45M																						
84	Josh Atencio																							
87	Alfonso Ocampo-Chavez																							
94	Jimmy Medranda																							
99	Justin Dhillon																							

Played for other teams:
Roman Torres played 325 minutes for MCF

"00" = 100 minutes played
F/M/D/G = starting position



SEATTLE SOUNDERS FC

SEATTLE SOUNDERS FC – GAME-BY-GAME LOG

Game #1	03/01/2020	SEA 2 vs CHI 1	W	Morris 1 (C. Roldan 1, Leerdam 1) 62; Morris 2 (C. Roldan 2, Joao Paulo 1) 93+ Ruidiaz 1 (penalty kick) 79	93+
Game #2	03/07/2020	SEA 1 vs CLB 1	T		
Game #3	07/10/2020	SEA 0 vs SJ 0	T		
Game #4	07/14/2020	SEA 1 at CHI 2	L	Bwana 1 (Morris 1, Arreaga 1) 77	
Game #5	07/19/2020	SEA 3 vs VAN 0	W	Lodeiro 1 (penalty kick) 16; Morris 3 (Lodeiro 1) 34; Ruidiaz 2 (Morris 2, Ewana 1) 51	
Game #6	08/23/2020	SEA 3 at POR 0	W	Ruidiaz 3 (Jones 1, Lodeiro 2) 72; Ruidiaz 4 (unassisted) 83; Leerdam 1 (Ruidiaz 1, Bruin 1) 85	
Game #7	08/30/2020	SEA 3 vs LFC 1	W	Ruidiaz 5 (unassisted) 11; Morris 4 (Lodeiro 3) 48; Morris 5 (Joao Paulo 2) 49	
Game #8	09/02/2020	SEA 2 at RSL 2	T	Lodeiro 2 (penalty kick) 29; Andrade 1 (A. Roldan 1, Delem 1) 69	
Game #9	09/06/2020	SEA 1 vs POR 2	L	Leerdam 2 (unassisted) 42	
Game #10	09/10/2020	SEA 7 vs SJ 1	W	Morris 6 (Arreaga 2) 4; Ruidiaz 6 (Lodeiro 4, Jones 2) 12; Leerdam 3 (Jones 3, Ruidiaz 2) 15; Jones 1 (Ruidiaz 3) 20; Ruidiaz 7 (Morris 3) 33; Joao Paulo 1 (Leerdam 2, Morris 4) 48; Jones 2 (Morris 5) 59 Lodeiro 3 (penalty kick) 29; Lodeiro 4 (penalty kick) 33; Ruidiaz 8 (Joao Paulo 3) 82	
Game #11	09/18/2020	SEA 3 vs LFC 0	W		
Game #12	09/23/2020	SEA 0 at POR 1	L		
Game #13	09/27/2020	SEA 3 at LA 1	W	C. Roldan 1 (Morris 6, Tolo 1) 12; Morris 7 (Lodeiro 5) 38; C. Roldan 2 (Joao Paulo 4) 61	
Game #14	10/03/2020	SEA 3 vs VAN 1	W	Joao Paulo 2 (unassisted) 46; own goal (Godoy) 53; Ruidiaz 9 (Morris 7, Lodeiro 6) 58	
Game #15	10/07/2020	SEA 2 vs RSL 1	W	Morris 8 (C. Roldan 3, Lodeiro 7) 28; Andrade 2 (Lodeiro 8) 61	
Game #16	10/11/2020	SEA 1 at LFC 3	L	Lodeiro 5 (free kick) 77	
Game #17	10/18/2020	SEA 0 at SJ 0	T		
Game #18	10/22/2020	SEA 1 vs POR 1	T	Bruin 1 (unassisted) 93+	
Game #19	10/27/2020	SEA 2 at VAN 0	W	Ruidiaz 10 (Tolo 2, Lodeiro 9) 54; Lodeiro 6 (Ruidiaz 4, Andrade 1) 60	
Game #20	11/01/2020	SEA 1 at COL 3	L	Morris 9 (C. Roldan 4, Leerdam 3) 22	
Game #21	11/04/2020	SEA 1 at LA 1	T	Ruidiaz 11 (Morris 8, Joao Paulo 5) 93+	
Game #22	11/08/2020	SEA 4 vs SJ 1	W	Lodeiro 7 (unassisted) 52; Ruidiaz 12 (C. Roldan 5) 54; Morris 10 (Lodeiro 10) 74; own goal (Lopez) 80	



SEATTLE SOUNDERS FC

SEATTLE SOUNDERS FC – CUP COMPETITIONS – GAME-BY-GAME

#	Player	CONCACAF CHAMPIONS LEAGUE		MLS IS BACK KNOCKOUT	
		R161 OLIM 2-2	R162 OLIM 2-2	R16 LFC 1-4	
1	Trey Muse				
3	Xavier Arreaga	90D	90D	90D	
4	Gustav Svensson			90M	
5	Nouhou Tolo	90D	90D	71D	
6	Joao Paulo	79M	90M		
7	Cristian Roldan	90M	90M	90M	
8	Jordy Delem	90M	90M		
9	Raul Ruidiaz	90F	90F	90F	
10	Nicolas Lodeiro			90M	
11	Miguel Ibarra	20			
13	Jordan Morris	84M	84M	87M	
16	Alex Roldan	6			
17	Will Bruin			19	
18	Kelvin Leerdam	90D	90D	71D	
19	Harry Shipp				
24	Stefan Frei	90G	90G	90G	
27	Shane O'Neill	21		88D	
28	Yeimar Gomez Andrade	90D			
30	Stefan Civeleland				
33	Joevin Jones	69M	70M	19	
37	Shandon Hopeau			35	
45	Ethan Dobbelaere			3	
70	Handwalla Bwana			55M	
75	Danny Leyva	11			
84	Josh Atencio			2	
87	Alfonso Ocampo-Chavez				
99	Justin Dhillon		6		

CONCACAF CHAMPIONS LEAGUE
 R161 02/20/2020 SEA 2 at OLMP1A 2 T João Paulo (Morris) 6; Morris (unassisted) 54
 R161 02/27/2020 SEA 2 vs OLMP1A 2 T (2-4 pens) C. Roldan (João Paulo) 21; João Paulo (C. Roldan) 64

MLS IS BACK KNOCKOUT STAGE
 R16 07/27/2020 SEA 1 vs LFC 4 L Bruin 1 (Jones 1) 82



TORONTO FC

2020 RECORD

	GP	W-L-T	PTS	GF	GA
Toronto FC 23	23	13-5-5	44	33	26

RECORD in home games

	GP	W-L-T	PTS	GF	GA
	10	7-2-1	22	14	6

RECORD on road

	GP	W-L-T	PTS	GF	GA
	10	5-3-2	17	13	15

RECORD at the half

	W	L	T
LEADING	6	0	3
TIED	4	2	2
TRAILING	3	3	0

RECORD with the first goal

	W	L	T
SCORING	10	0	3
CONCEDING	3	5	1

TEAM COMPARISONS

	FOR	AGAINST
GOALS SCORED	1.43 (12th)	1.13 (9th)
TOTAL SHOTS	12.61 (14th)	10.26 (4th)
SHOTS ON GOAL	5.04 (6th)	3.96 (7th)
SHOOTING ACCURACY	40.0% (4th)	38.6% (18th)
SCORING %AGE	11.4% (15th)	11.0% (11th)
FOULS	10.43 (25th)	12.87 (16th)
CORNER KICKS	5.13 (10th)	4.96 (14th)
OFFSIDE	1.83 (12th)	2.78 (24th)

GOALS SCORED IN GAME

GP	0	1	2	3	4+	TOT	AVG
23	4	9	7	2	1	33	1.43

GOALS ALLOWED IN GAME

GP	0	1	2	3	4+	TOT	AVG
23	9	7	4	2	1	26	1.13

GOALS BY INTERVALS

	TOT	0-15	16-30	31-45+	46-60	61-75	76-90+
FOR	33	3	7	4	9	1	9
AGAINST	26	4	4	4	5	2	7

WHERE THE GOALS COME FROM

	FOR	AGAINST
GOALS SCORED	33	26
MINUTES PER GOAL	63	80

HOW SCORED

RIGHT FOOT	22	10
LEFT FOOT	5	9
HEADERS	6	7
OTHER	0	0

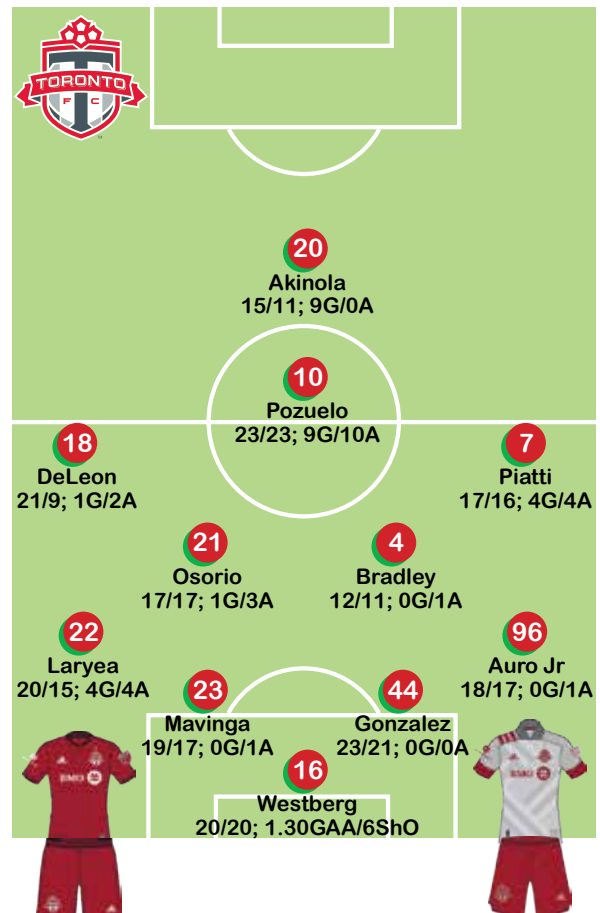
TYPE OF PLAY

OPEN PLAY	22	10
CROSS	3	4
CORNER	1	3
REBOUND	2	1
PENALTIES	5	2
DIRECT FROM FREE KICK	0	1
FREE KICK (INDIRECT)	0	4
OWN GOALS	0	1

DISTANCE

INSIDE GOAL AREA	8	5
INSIDE PENALTY AREA	19	15
OUTSIDE PENALTY AREA	6	6

PRIMARY TEAM





TORONTO FC

No.	Player	Pos	Ht	Wt	Birthdate	Birthplace	2020				CAREER			
							GP	GS	G	A	GP	GS	G	A
2	Justin Morrow	DF	5-9	165	10/04/1987	Cleveland, OH	15	11	0	0	257	240	19	22
MLS Season: 11. Last club: San Jose Earthquakes (MLS). 2010 SuperDraft: Round 2, Pick 28 (Notre Dame). International: USA 4/0														
3	Eriq Zavaleta	DF	6-1	185	08/02/1992	Westfield, IN	5	3	0	0	126	97	2	1
MLS Season: 8. Last club: Seattle Sounders FC (MLS). 2013 SuperDraft: Round 1, Pick 10 (Indiana)														
4	Michael Bradley	MF	6-2	175	07/31/1987	Princeton, NJ	12	11	0	1	205	203	12	30
MLS Season: 9. Last club: AS Roma (Italy). 2004 SuperDraft: Round 4, Pick 36. International: USA 151/17														
5	Julian Dunn	DF	6-1	168	07/11/2000	Toronto, ON, Canada	0	0	0	0	2	1	0	0
Homegrown Player. MLS Season: 3. Last club: Toronto FC II (USL).														
6	Tony Gallacher	DF	5-10	156	07/23/1999	Glasgow, Scotland	9	5	0	1	9	5	0	1
MLS Season: 1. Last club: Liverpool FC (England)														
7	Pablo Piatti	MF	5-4	139	03/31/1989	Ucacha, Argentina	17	16	4	4	17	16	4	4
Designated Player. MLS Season: 1. Last club: RCD Espanyol (Spain). International: Argentina 1/0														
8	Marky Delgado	MF	5-9	146	05/16/1995	Glendora, CA	19	18	0	1	188	160	14	22
Homegrown Player. MLS Season: 9. Last club: Chivas USA (MLS). International: USA 6/0														
9	Erickson Gallardo	FW	5-8	150	07/26/1996	Barinas, Venezuela	5	2	0	0	10	6	0	1
MLS Season: 2. Last club: Zamora F.C. (Venezuela). International: Venezuela 1/0														
10	Alejandro Pozuelo	MF	5-7	140	09/20/1991	Seville, Spain	23	23	9	10	53	51	21	22
Designated Player. MLS Season: 2. Last club: KRC Genk (Belgium).														
13	Patrick Mullins	FW	6-1	175	02/05/1992	New Orleans, LA	16	4	1	1	139	65	27	11
MLS Season: 7. Last club: D.C. United (MLS). 2014 SuperDraft: Round 1, Pick 11 (Maryland)														
14	Noble Okello	MF	6-4	170	07/20/2000	Toronto, ON, Canada	1	0	0	0	1	0	0	0
Homegrown Player. MLS Season: 2.														
15	Jahkeele Marshall-Rutty	MF	5-9	140	06/16/2004	Brampton, ON, Canada	1	0	0	0	1	0	0	0
Homegrown Player. MLS Season: 1. Last club: Toronto FC II (USL).														
16	Quentin Westberg	GK	6-1	174	04/25/1986	Suresnes, Paris	20	20	0	1	48	48	0	1
MLS Season: 2. Last club: AJ Auxerre (France)														
17	Jozy Altidore	FW	6-0	175	11/06/1989	Livingston, NJ	13	10	2	1	160	127	73	25
Designated Player. MLS Season: 9. Last club: 2006 SuperDraft: Round 2, Pick 17. International: USA 115/42														
18	Nick DeLeon	MF	5-10	170	07/17/1990	Phoenix, AZ	21	9	1	2	233	193	20	22
MLS Season: 9. Last club: D.C. United (MLS). 2012 SuperDraft: Round 1, Pick 7 (Louisville)														
19	Griffin Dorsey	MF	6-0	160	03/05/1999	Evergreen, CO	1	0	0	0	2	0	0	0
MLS Season: 2. 2019 SuperDraft: Round 1, Pick 6 (Indiana)														
20	Ayo Akinola	FW	5-10	182	01/20/2000	Detroit, MI	15	11	9	0	27	13	10	2
Homegrown Player. MLS Season: 3.														
21	Jonathan Osorio	MF	5-9	160	06/12/1992	Toronto, ON, Canada	17	17	1	3	212	168	29	35
MLS Season: 8. Last club: SC Toronto (CSL). International: Canada 34/5														
22	Richie Laryea	MF	5-9	150	01/07/1995	Toronto, ON, Canada	20	15	4	4	61	34	5	7
MLS Season: 4. Last club: Orlando City SC (MLS). 2016 SuperDraft: Round 1, Pick 7 (Akron). International: Canada 6/0														
23	Chris Mavinga	DF	6-1	172	05/26/1991	Meaux, France	19	17	0	1	83	76	0	4
MLS Season: 4. Last club: Rubin Kazan (Russia). International: DR Congo 4/0														
24	Jacob Shaffelburg	MF	5-10	150	11/26/1999	Port Williams, NS, Canada	4	1	0	0	14	9	0	1
Homegrown Player. MLS Season: 2. Last club: Toronto FC II (USL). International: Canada 1/0														
25	Alex Bono	GK	6-3	195	04/25/1994	Syracuse, NY	3	3	0	0	82	79	0	1
MLS Season: 5. 2015 SuperDraft: Round 1, Pick 6 (Syracuse). International: USA 1/0														
26	Laurent Ciman	DF	6-0	155	08/05/1985	Liege, Belgium	12	5	0	0	136	126	5	4
MLS Season: 6. Last club: Dijon (France). International: Belgium 20/1														
27	Liam Fraser	MF	6-1	184	02/13/1998	Toronto, ON, Canada	13	4	0	0	32	20	0	1
Homegrown Player. MLS Season: 3. International: Canada 4/1														
31	Tsubasa Endoh	MF	5-7	141	08/20/1993	Tokyo, Japan	17	7	1	0	55	35	6	3
MLS Season: 3. 2016 SuperDraft: Round 1, Pick 9 (Maryland)														
44	Omar Gonzalez	DF	6-5	205	10/11/1988	Dallas, TX	23	21	0	0	217	213	13	11
MLS Season: 9. Last club: Pachuca CF (Mexico). 2009 SuperDraft: Round 1, Pick 3 (Maryland). International: USA 52/3														
80	Jayden Nelson	FW	5-7	145	09/26/2002	Toronto, ON, Canada	7	1	0	0	7	1	0	0
Homegrown Player. MLS Season: 1. International: Canada 3/1														
90	Kevin Silva	GK	6-0	189	01/05/1998	Bethlehem, PA	0	0	0	0	0	0	0	0
Homegrown Player. MLS Season: 1. Last club: Toronto FC II (USL)														
96	Auro Jr.	DF	5-6	136	01/23/1996	Sao Paulo, Brazil	18	17	0	1	59	55	0	7
MLS Season: 3. Last club: Sao Paulo FC (Brazil)														
97	Ralph Priso	MF	5-9	173	08/02/2002	Toronto, ON, Canada	4	1	0	0	4	1	0	0
Homegrown Player. MLS Season: 1. Last club: Toronto FC II (USL)														
99	Ifunanyachi Achara	FW	5-10	161	09/28/1997	Enugu, Nigeria	1	1	1	0	1	1	1	0
MLS Season: 1. 2020 SuperDraft: Round 1, Pick 25 (Georgetown)														

HEAD COACH : Greg Vanney

07/11/1974

W87 L68 T48



TORONTO FC PLAYOFF HISTORY

vs. Team	No. of Series	Series W-L	GP	W-L-T	OT	ShO	GF	GA	Last Mtg.	Round	Series Result
Atlanta	1	1-0	1	1-0-0	0-0-0	0-0	2	1	2019	Semifinals	Won 1 games to 0
Columbus	1	1-0	2	1-0-1	0-0-0	0-0	1	0	2017	Semifinals	Won 1 games to 0
D.C. United	1	1-0	1	1-0-0	1-0-0	0-0	5	1	2019	Wild Card	Won 1 games to 0
Montreal	2	1-1	3	1-2-0	1-0-0	0-0	7	8	2016	Semifinals	Won Series Tie-Breaker
New York City FC	2	2-0	3	3-0-0	0-0-0	0-0	9	1	2019	Quarterfinals	Won 1 games to 0
New York Red Bull	1	1-0	2	1-1-0	0-0-0	0-0	2	2	2017	Quarterfinals	Won Series Tie-Breaker
Philadelphia	1	1-0	1	1-0-0	0-0-0	0-0	3	1	2016	Wild Card	Won 1 games to 0
Seattle	3	1-2	3	1-1-1	0-0-1	0-0	3	3	2019	MLS Cup '19	Lost MLS Cup '19
TOTALS	12	9-3	16	10-4-2	2-0-1	0-0	32	17			

TORONTO FC – ALL-TIME POSTSEASON RESULTS

DATE	OPPONENT	RESULT	ATT.	W-L-T	RD.	GOALS:
10/29/2015	at Montreal	L 0-3	18,069	0-1-0	WC	MTL: Bernier (18) Piatti (33) Drogba (39)
10/26/2016	Philadelphia	W 3-1	21,759	1-0-0	WC	TOR: Giovinco (15) Osorio (48) Altidore (85); PHI: Bedoya (73)
10/30/2016	New York City FC	W 2-0	28,220	2-0-0	QTR	TOR: Altidore (84) Ricketts (92+)
11/06/2016	at New York City	W 5-0	28,355	3-0-0	QTR	TOR: Giovinco (6,20,91+) Altidore (30) Osorio (50)
11/22/2016	at Montreal	L 2-3	61,004	3-1-0	SEM	TOR: Altidore (68) Bradley (73); MTL: Oduro (10) Mancosu (12) Oyongo (53)
11/30/2016	Montreal	W 5-2 (OT)	36,000	4-1-0	SEM	TOR: Cooper (37) Altidore (45) Hagglund (68) Cheyrou (98) Ricketts (100); MTL: Oduro (24) Piatti (53)
12/10/2016	Seattle	T 0-0 (OT)	36,045	4-1-1	FIN	
10/30/2017	at NY Red Bulls	W 2-1	18,107	1-0-0	QTR	TOR: Vazquez (8) Giovinco (72); NYR: Royer (48+)
11/05/2017	New York Red Bull	L 0-1	29,974	1-1-0	QTR	NYR: Wright-Phillips (54)
11/21/2017	at Columbus	T 0-0	21,289	1-1-1	SEM	
11/29/2017	Columbus	W 1-0	30,392	2-1-1	SEM	TOR: Altidore (60)
12/09/2017	Seattle	W 2-0	30,584	3-1-1	FIN	TOR: Altidore (67) Vazquez (94+)
10/19/2019	D.C. United	W 5-1 (OT)	25,331	1-0-0	WC	TOR: Delgado (32) Laryea (93) Osorio (95,103) DeLeon (106+); DC: Rodriguez (93+)
10/23/2019	at New York City	W 2-1	19,829	2-0-0	QTR	TOR: Pozuelo (47,90); NYC: Tajouri-Shradi (69)
10/30/2019	at Atlanta	W 2-1	44,055	3-0-0	SEM	TOR: Benezet (14) DeLeon (78); ATL: Gressel (4)
11/10/2019	at Seattle	L 1-3	69,274	3-1-0	FIN	TOR: Altidore (93+); SEA: Leerdam (57) Rodriguez (76) Ruidiaz (90)



**ALL-TIME TORONTO FC
POSTSEASON STATISTICS (10-4-2, 32 PTS.)**

PLAYER	GP	GS	MIN	G	A
Jozy Altidore	12	11	978	8	4
Sebastian Giovinco	11	11	1007	5	5
Jonathan Osorio	16	13	1157	4	1
Alejandro Pozuelo	4	4	390	2	3
Nick DeLeon	4	0	136	2	1
Tosaint Ricketts	7	1	224	2	1
Victor Vazquez	5	5	425	2	1
Nick Hagglund	10	6	694	1	2
Michael Bradley	16	16	1530	1	1
Armando Cooper	10	6	470	1	1
Nicolas Benezet	4	4	273	1	0
Benoit Cheyrou	5	1	171	1	0
Marky Delgado	11	8	796	1	0
Richie Laryea	4	0	109	1	0
Steven Beitashour	11	11	998	0	2
Laurent Ciman	3	3	300	0	1
Will Johnson	6	1	211	0	1
Justin Morrow	16	16	1512	0	1
Eriq Zavaleta	11	9	866	0	1
Auro Jr.	4	4	337	0	0
Mark Bloom	2	0	26	0	0
Alex Bono	5	5	450	0	0
Raheem Edwards	1	0	6	0	0
Tsubasa Endoh	4	4	245	0	0
Robbie Findley	1	1	72	0	0
Herculez Gomez	1	0	18	0	0
Omar Gonzalez	1	1	90	0	0
Nicolas Hasler	2	1	107	0	0
Clint Irwin	6	6	600	0	0
Jackson	1	1	90	0	0
Ahmed Kantari	1	1	45	0	0
Chris Konopka	1	1	90	0	0
Chris Mavinga	9	9	791	0	0
Drew Moor	12	11	1036	0	0
Patrick Mullins	3	0	55	0	0
Quentin Westberg	4	4	390	0	0
Josh Williams	1	1	90	0	0
Team totals	16	16	1530	32	26
Opponent totals	16	16	1530	17	20

TORONTO FC INDIVIDUAL GOALKEEPING

GOALKEEPER	GP	GS	SV	GA	GAA	SO
Alex Bono	5	5	10	2	0.40	3
Clint Irwin	6	6	13	6	0.90	3
Quentin Westberg	4	4	17	6	1.38	0
Chris Konopka	1	1	4	3	3.00	0
Team totals	16	16	44	17	1.00	6
Opponent totals	16	16	65	32	1.88	4



CAREER POSTSEASON STATISTICS FOR CURRENT TORONTO FC PLAYERS

UNF	POS	PLAYER	GP	GS	MIN	G	A	SHT	SOG	PKG	PKA	SKG	SKA	FC	FS	OFF	CK	C	E
17	F	Jozy Altidore	16	15	1338	9	4	27	17	0	0	1	1	39	37	7	0	2	1
4	M	Michael Bradley	18	18	1710	1	1	7	3	0	0	0	1	24	13	1	9	6	0
26	D	Laurent Ciman	11	11	1080	1	2	8	1	0	0	0	0	13	3	0	0	3	0
96	D	Auro Jr.	4	4	337	0	0	0	0	0	0	0	0	3	4	0	0	0	0
18	M	Nick DeLeon	15	10	1087	6	3	18	9	0	0	0	1	8	6	1	0	1	0
8	M	Marky Delgado	11	8	796	1	0	7	2	0	0	0	0	8	8	0	0	2	0
31	M	Tsubasa Endoh	4	4	245	0	0	4	4	0	0	0	0	4	6	1	0	0	0
44	D	Omar Gonzalez	26	26	2429	2	2	17	5	0	0	0	0	23	37	0	0	3	0
22	M	Richie Laryea	4	0	109	1	0	3	1	0	0	0	0	3	9	0	0	0	0
23	D	Chris Mavinga	9	9	791	0	0	5	1	0	0	0	0	9	6	0	0	0	0
2	D	Justin Morrow	18	18	1692	0	2	11	1	0	0	0	1	10	11	3	0	1	0
13	F	Patrick Mullins	10	2	266	0	1	11	7	0	0	0	1	7	4	2	0	0	0
21	M	Jonathan Osorio	16	13	1157	4	1	17	12	0	0	0	0	14	14	0	0	3	0
10	M	Alejandro Pozuelo	4	4	390	2	3	8	7	1	1	0	0	4	6	2	19	1	0
15	F	Eriq Zavaleta	11	9	866	0	1	2	0	0	0	0	0	9	0	0	0	0	0

UNF	POS	GOALKEEPER	GP	GS	MIN	SHTS	SV	GA	GAA	PKG	PKA	SKG	SKA	W	L	T	SO
25	GK	Alex Bono	5	5	450	0	10	2	0.40	1	1	0	0	3	1	1	3
16	GK	Quentin Westberg	4	4	390	0	17	6	1.38	0	1	0	0	3	1	0	0



TORONTO FC

TORONTO FC INDIVIDUAL HIGH GAMES (2020)

Goals					
3	Ayo Akinola	07/16/2020	at	MTL	W 4-3
Assists					
3	Alejandro Pozuelo	07/16/2020	at	MTL	W 4-3
Shots					
8	Jozy Altidore	03/07/2020	vs.	NYC	W 1-0
Shots on Goal					
5	Ayo Akinola	07/13/2020	vs.	DC	T 2-2
5	Jozy Altidore	09/09/2020	at	MTL	W 2-1
Fouls Committed					
4	5 times				
Fouls Suffered					
6	Richie Laryea	10/14/2020	vs.	NYR	T 1-1
Offside					
2	6 times				
Saves					
8	Alex Bono	09/23/2020	at	NYC	W 1-0
Shots Faced					
12	Quentin Westberg	10/24/2020	at	PHI	L 0-5
Goals Allowed					
5	Quentin Westberg	10/24/2020	at	PHI	L 0-5

TORONTO FC INDIVIDUAL POSTSEASON HIGH GAMES (2015-19)

Goals					
3	Sebastian Giovinco	11/06/2016	at	NYC	W 5-0
Assists					
1	26 players tied				
Shots					
9	Sebastian Giovinco	11/06/2016	at	NYC	W 5-0
Shots on Goal					
7	Sebastian Giovinco	11/06/2016	at	NYC	W 5-0
Fouls Committed					
4	5 times				
Fouls Suffered					
6	Armando Cooper	10/30/2016	vs.	NYC	W 2-0
6	Sebastian Giovinco	10/30/2016	vs.	NYC	W 2-0
6	Sebastian Giovinco	12/10/2016	vs.	SEA	T 0-0
6	Sebastian Giovinco	10/30/2017	at	NYR	W 2-1
Offside					
3	Sebastian Giovinco	11/05/2017	vs.	NYR	L 0-1
Saves					
5	Quentin Westberg	10/19/2019	vs.	DC	W 5-1
5	Quentin Westberg	10/23/2019	at	NYC	W 2-1
Shots Faced					
7	Chris Konopka	10/29/2015	at	MTL	L 0-3
Goals Allowed					
3	Chris Konopka	10/29/2015	at	MTL	L 0-3
3	Clint Irwin	11/22/2016	at	MTL	L 2-3
3	Quentin Westberg	11/10/2019	at	SEA	L 1-3

TEAM HIGH GAMES (2020)

Goals					
4	07/16/2020	at	MTL	W 4-3	
Assists					
6	07/16/2020	at	MTL	W 4-3	
Shots					
24	08/18/2020	vs.	VAN	W 3-0	
Shots on Goal					
10	09/09/2020	at	MTL	W 2-1	
Fouls Committed					
17	09/05/2020	at	VAN	L 2-3	
Fouls Suffered					
23	09/23/2020	at	NYC	W 1-0	
Corner Kicks					
9	08/18/2020	vs.	VAN	W 3-0	
9	09/01/2020	vs.	MTL	L 0-1	
Offside					
5	08/21/2020	vs.	VAN	W 1-0	
Saves					
8	09/23/2020	at	NYC	W 1-0	
Shots Faced					
12	10/24/2020	at	PHI	L 0-5	
Goals Allowed					
5	10/24/2020	at	PHI	L 0-5	

TEAM POSTSEASON HIGH GAMES (2015-19)

Goals					
5	11/06/2016	at	NYC	W 5-0	
5	11/30/2016	vs.	MTL	W 5-2	
5	10/19/2019	vs.	DC	W 5-1	
Assists					
5	11/06/2016	at	NYC	W 5-0	
5	11/30/2016	vs.	MTL	W 5-2	
Shots					
28	10/19/2019	vs.	DC	W 5-1	
Shots on Goal					
17	10/19/2019	vs.	DC	W 5-1	
Fouls Committed					
21	12/10/2016	vs.	SEA	T 0-0	
Fouls Suffered					
20	10/19/2019	vs.	DC	W 5-1	
Corner Kicks					
11	12/09/2017	vs.	SEA	W 2-0	
Offside					
4	11/05/2017	vs.	NYR	L 0-1	
Saves					
5	10/19/2019	vs.	DC	W 5-1	
5	10/23/2019	at	NYC	W 2-1	
Shots Faced					
8	10/29/2015	at	MTL	L 0-3	
Goals Allowed					
3	10/29/2015	at	MTL	L 0-3	
3	11/22/2016	at	MTL	L 2-3	
3	11/10/2019	at	SEA	L 1-3	

TEAM LOW GAMES (2020)

Shots					
3	10/24/2020	at	PHI	L 0-5	
Shots on Goal					
0	10/28/2020	vs.	NYC	L 0-1	
Fouls Committed					
3	09/01/2020	vs.	MTL	L 0-1	
Fouls Suffered					
6	08/18/2020	vs.	VAN	W 3-0	
Corner Kicks					
1	09/23/2020	at	NYC	W 1-0	
Offside					
0	08/18/2020	vs.	VAN	W 3-0	
0	10/03/2020	vs.	PHI	W 2-1	
0	10/11/2020	at	CIN	W 1-0	
0	10/18/2020	vs.	ATL	W 1-0	
Saves					
0	09/05/2020	at	VAN	L 2-3	
Shots Faced					
1	08/18/2020	vs.	VAN	W 3-0	
1	08/21/2020	vs.	VAN	W 1-0	
1	08/28/2020	at	MTL	W 1-0	
1	10/11/2020	at	CIN	W 1-0	
1	10/18/2020	vs.	ATL	W 1-0	

TEAM POSTSEASON LOW GAMES (2015-19)

Shots					
4	10/30/2019	at	ATL	W 2-1	
Shots on Goal					
0	11/21/2017	at	CLB	T 0-0	
Fouls Committed					
3	12/09/2017	vs.	SEA	W 2-0	
Fouls Suffered					
9	12/09/2017	vs.	SEA	W 2-0	
9	10/30/2019	at	ATL	W 2-1	
9	11/10/2019	at	SEA	L 1-3	
Corner Kicks					
1	11/05/2017	vs.	NYR	L 0-1	
1	10/30/2019	at	ATL	W 2-1	
Offside					
0	11/22/2016	at	MTL	L 2-3	
0	12/10/2016	vs.	SEA	T 0-0	
0	11/10/2019	at	SEA	L 1-3	
Saves					
0	12/10/2016	vs.	SEA	T 0-0	
Shots Faced					
0	12/10/2016	vs.	SEA	T 0-0	



2020 TORONTO FC STATISTICS (13-5-5, 44 pts.)

UNF	POS	PLAYER	GP	GS	MIN	G	A	SHT	SOG	FC	FS	OFF	CK	C	E
10	M	Alejandro Pozuelo	23	23	2015	9	10	52	25	26	28	1	41	3	0
20	F	Ayo Akinola	15	11	1063	9	0	36	18	28	7	13	0	1	0
22	M	Richie Laryea	20	15	1398	4	4	13	6	13	45	3	0	1	0
7	M	Pablo Piatti	17	16	1338	4	4	39	16	28	37	1	53	4	0
17	F	Jozy Altidore	13	10	747	2	1	28	14	12	12	5	0	3	0
21	M	Jonathan Osorio	17	17	1408	1	3	18	6	4	29	2	4	1	0
18	M	Nick DeLeon	21	9	924	1	2	21	4	12	11	5	1	2	0
13	F	Patrick Mullins	16	4	416	1	1	8	4	8	3	4	0	1	0
99	F	Ifunanyachi Achara	1	1	89	1	0	2	2	1	1	1	0	0	0
31	M	Tsubasa Endoh	17	7	614	1	0	11	4	6	20	1	16	1	0
96	D	Auro Jr.	18	17	1493	0	1	4	3	19	5	1	1	5	0
4	M	Michael Bradley	12	11	1060	0	1	7	2	8	11	0	1	2	0
8	M	Marky Delgado	19	18	1448	0	1	11	4	16	19	1	0	1	0
6	D	Tony Gallacher	9	5	464	0	1	2	0	1	3	0	1	0	0
23	D	Chris Mavinga	19	17	1515	0	1	7	1	12	10	0	0	1	0
16	G	Quentin Westberg	20	20	1800	0	1	0	0	0	1	0	0	0	0
25	G	Alex Bono	3	3	270	0	0	0	0	0	2	0	0	0	0
26	D	Laurent Ciman	12	5	530	0	0	2	1	9	4	0	0	2	0
19	M	Griffin Dorsey	1	0	4	0	0	0	0	0	1	0	0	0	0
27	M	Liam Fraser	13	4	436	0	0	3	0	9	1	0	0	1	0
9	F	Erickson Gallardo	5	2	162	0	0	4	2	3	3	1	0	0	0
44	D	Omar Gonzalez	23	21	1871	0	0	11	2	12	6	3	0	2	0
15	M	Jahkeele Marshall-Rutty	1	0	18	0	0	1	1	0	0	0	0	0	0
2	D	Justin Morrow	15	11	959	0	0	5	1	3	4	0	0	1	0
80	F	Jayden Nelson	7	1	141	0	0	3	0	5	3	0	0	2	0
14	M	Noble Okello	1	0	22	0	0	0	0	1	0	0	0	0	0
97	M	Ralph Priso	4	1	158	0	0	1	0	3	0	0	0	0	0
24	M	Jacob Shaffelburg	4	1	125	0	0	1	0	1	3	0	0	0	0
3	D	Eriq Zavaleta	5	3	282	0	0	0	0	0	0	0	0	0	0
5	D	Julian Dunn	0	0	0	0	0	0	0	0	0	0	0	0	0
90	G	Kevin Silva	0	0	0	0	0	0	0	0	0	0	0	0	0
		Team totals	23	23	2070	33	31	290	116	240	296	42	118	34	0
		Opponent totals	23	23	2070	26	23	236	91	296	240	64	114	54	1

GAME-WINNING GOALS: Alejandro Pozuelo 5, Pablo Piatti 2, Ayo Akinola 2, Patrick Mullins 1
Richie Laryea 1, Jozy Altidore 1, Ifunanyachi Achara 1

GAME-WINNING ASSISTS: Richie Laryea 3, Alejandro Pozuelo 2, Jonathan Osorio 2, Nick DeLeon 2
Quentin Westberg 1, Pablo Piatti 1, Chris Mavinga 1

PENALTY KICK GOALS/ATTEMPTS: Alejandro Pozuelo 5-5

TORONTO FC INDIVIDUAL GOALKEEPING

UNF	POS	GOALKEEPER	GP	GS	MIN	SHTS	SV	GA	GAA	PG	PA	W	L	T	SO
25	G	Alex Bono	3	3	270	16	16	0	0.00	0	1	2	0	1	3
16	G	Quentin Westberg	20	20	1800	75	48	26	1.30	2	2	11	5	4	6
		Team totals	23	23	2070	91	64	26	1.13	2	3	13	5	5	9
		Opponent totals	23	23	2070	116	83	33	1.43	5	5	5	13	5	4

* = Played with other teams in 2020. Only Toronto FC statistics listed here.



TORONTO FC 2020 SCHEDULE

DAY	DATE	OPPONENT	RESULT	ATT.	W-L-T	POS.	PTS	NOTES:
Sat.	Feb. 29	at San Jose	T 2-2	18,000	0-0-1	T3	1	TOR: Pozuelo (40) Laryea (51); SJ: Rios (53) Alanis (95+)
Sat.	Mar. 7	New York City FC	W 1-0	26,171	1-0-1	T2	4	TOR: Achara (81)
Sun.	July 12	D.C. United				T4		postponed
Mon.	July 13	D.C. United	T 2-2		1-0-2	4	5	TOR: Akinola (12,44); DC: Higuain (84) Brilliant (91+)
Thu.	July 16	at Montreal	W 4-3		2-0-2	2	8	TOR: Laryea (8) Akinola (25,37,83); MTL: Quioto (14) Taider (37,95+)
Tue.	July 21	New England	T 0-0		2-0-3	2	9	
Tue.	Aug. 18	Vancouver	W 3-0		3-0-3	2	12	TOR: Piatti (27,55) DeLeon (83)
Fri.	Aug. 21	Vancouver	W 1-0		4-0-3	2	15	TOR: Laryea (14)
Fri.	Aug. 28	at Montreal	W 1-0		5-0-3	1	18	TOR: Pozuelo (50)
Tue.	Sept. 1	Montreal	L 0-1		5-1-3	1	18	MTL: Camacho (14)
Sat.	Sept. 5	at Vancouver	L 2-3		5-2-3	2	18	TOR: Osorio (25) Pozuelo (71); VAN: Cavallini (17) Baldisimo (57) Nerwinski (76)
Wed.	Sept. 9	at Montreal	W 2-1		6-2-3	2	21	TOR: Piatti (32) Altidore (89); MTL: Wanyama (53)
Sat.	Sept. 19	at D.C. United	T 2-2		6-2-4	T2	22	TOR: Pozuelo (17) Akinola (60); DC: Kamara (5) Yow (88)
Wed.	Sept. 23	at New York City	W 1-0		7-2-4	T2	25	TOR: Pozuelo (90)
Sun.	Sept. 27	Columbus	W 3-1		8-2-4	T2	28	TOR: Altidore (48) Pozuelo (59) Laryea (76); CLB: own goal (40)
Sat.	Oct. 3	Philadelphia	W 2-1		9-2-4	T1	31	TOR: Akinola (58) Pozuelo (76); PHI: Santos (4)
Wed.	Oct. 7	at New England	W 1-0		10-2-4	1	34	TOR: Akinola (29)
Sun.	Oct. 11	at FC Cincinnati	W 1-0		11-2-4	1	37	TOR: Mullins (29)
Wed.	Oct. 14	New York Red Bull	T 1-1		11-2-5	1	38	TOR: Pozuelo (23); NYR: Clark (77)
Sun.	Oct. 18	Atlanta	W 1-0		12-2-5	1	41	TOR: Piatti (89)
Sat.	Oct. 24	at Philadelphia	L 0-5		12-3-5	T1	41	PHI: Santos (27,63,68) McKenzie (33) Monteiro (56)
Wed.	Oct. 28	New York City FC	L 0-1		12-4-5	2	41	NYC: Medina (51)
Sun.	Nov. 1	Inter Miami CF	W 2-1		13-4-5	T1	44	TOR: Akinola (55) Pozuelo (84); MCF: Matuidi (42)
Sun.	Nov. 8	at New York Red B	L 1-2		13-5-5	2	44	TOR: Endoh (50); NYR: Barlow (24) White (26)



TORONTO FC

TORONTO FC – GAME-BY-GAME

#	Player	1	2	3	4	5	6	7	8	9	10	11	12	13	14	15	16	17	18	19	20	21	22	23
SJ	NYC	DC	MTL	NE	VAN	VAN	MTL	MTL	VAN	MTL	DC	NYC	CLB	PHI	NE	CIN	NYR	ATL	PHI	NYC	MCF	NYR		
2-2	1-0	2-2	4-3	0-0	3-0	1-0	1-0	0-1	2-3	2-1	2-2	1-0	3-1	2-1	1-0	1-0	1-1	1-0	0-5	0-1	2-1	1-2		
90D	90D	45D	18	23	81D	90D	81D	90D	90D	29	90D	38D										45	59M	
2	Justin Morrow																							90D
3	Eriq Zavaleta	26										1	75D											90D
4	Michael Bradley	90M	90M	90M	90M	90M	90M	90M	90M															90M
5	Julian Dunn																							90M
6	Tony Gallacher																							90D
7	Pablo Piatti	73M	66M	67M	84M	84M	81M	73M	90M	80M	89M	90M	61D	1	52	56D	20							90D
8	Marky Delgado	90M	90M	90M	66M	68M	73M	33	79M	61M	90M	90M												90M
9	Erickson Gallardo	57M	17							9		45												34F
10	Alejandro Pozuelo	76F	90F	77M	90M	90M	84M	90M	90M	90M	89M	89M	90M	89M	90M	89M	90M	89M	90M	72F	90M	90M	90M	90M
12	Rocco Romeo																							90M
13	Patrick Mullins	11	1																					90M
14	Noble Okello																							90M
15	Jahkeele Marshall-Rutty																							18
16	Quentin Westberg	90G	90G	90G	90G	90G	90G	90G	90G	90G	90G	90G	90G	90G	90G	90G	90G	90G	90G	90G	90G	90G	90G	90G
17	Jozy Altidore	79F	90F																					33
18	Nick DeLeon	13	24	45M	17	7	71	17	20	23	82M	45M	7	37	70M	30	82M	24						64M
19	Griffin Dorsey																							88M
20	Ayo Akinola																							76M
21	Jonathan Osorio	90M	90M																					85F
22	Richie Laryea	45	33	45	86D	90D	72D	67D	67M	90D	89D	90D	90D	70D	90D	45								45M
23	Chris Mavinga	90D	90D	64D	90D	86D	90D	90D	81D	9	90D	15	90D	90D	90D	90D	90D	90D	90D	90D	90D	90D	90D	41D
24	Jacob Shaffelburg	45M																						31
25	Alex Bono																							90D
26	Laurent Ciman	26	31	8																				90D
27	Liam Fraser	14																						90D
31	Tsubasa Endoh	90M	90M	59M	23	6	57M	11	63M															90D
44	Omar Gonzalez	90D	90D	64D	90D	90D	90D	90D	90D	90D	90D	90D	90D	90D	90D	90D	90D	90D	90D	90D	90D	90D	90D	90D
80	Jayden Nelson																							90D
90	Kevin Silva																							90D
96	Auro Jr.	90D	90D	90D	90D	82D	90D	90D	90D	90D	90D	90D	90D	90D	90D	90D	90D	90D	90D	90D	90D	90D	90D	90D
97	Ralph Priso																							72D
99	Ifunanyachi Achara																							26
																								14
																								73M

"00" = 100 minutes played
F/M/D/G = starting position



TORONTO FC

TORONTO FC – GAME-BY-GAME LOG

Game #	Date	Opponent	Result	Goals Scored	Assists
Game #1	02/29/2020	TOR 2 at SJ 2	T	0	0
Game #2	03/07/2020	TOR 1 vs NYC 0	W	0	0
Game #3	07/13/2020	TOR 2 vs DC 2	T	0	0
Game #4	07/16/2020	TOR 4 at MTL 3	W	3	0
Game #5	07/21/2020	TOR 0 vs NE 0	T	0	0
Game #6	08/18/2020	TOR 3 vs VAN 0	W	0	0
Game #7	08/21/2020	TOR 1 vs VAN 0	W	0	0
Game #8	08/28/2020	TOR 1 at MTL 0	W	0	0
Game #9	09/01/2020	TOR 0 vs MTL 1	L	0	0
Game #10	09/05/2020	TOR 2 at VAN 3	L	0	0
Game #11	09/09/2020	TOR 2 at MTL 1	W	1	0
Game #12	09/19/2020	TOR 2 at DC 2	T	2	0
Game #13	09/23/2020	TOR 1 at NYC 0	W	0	0
Game #14	09/27/2020	TOR 3 vs CLB 1	W	1	0
Game #15	10/03/2020	TOR 2 vs PHI 1	W	1	0
Game #16	10/07/2020	TOR 1 at NE 0	W	0	0
Game #17	10/11/2020	TOR 1 at CIN 0	W	0	0
Game #18	10/14/2020	TOR 1 vs NYR 1	T	1	0
Game #19	10/18/2020	TOR 1 vs ATL 0	W	0	0
Game #20	10/24/2020	TOR 0 at PHI 5	L	0	0
Game #21	10/28/2020	TOR 0 vs NYC 1	L	0	0
Game #22	11/01/2020	TOR 2 vs MCF 1	W	1	0
Game #23	11/08/2020	TOR 1 at NYR 2	L	2	0



TORONTO FC

TORONTO FC – CUP COMPETITIONS – GAME-BY-GAME

MLS IS BACK KNOCKOUT

Player R16 NYC 1-3

2	Justin Morrow		
3	Eriq Zavaleta		
4	Michael Bradley	90M	
5	Julian Dunn		
7	Pablo Piatti	57M	
8	Marky Delgado	79M	
9	Erickson Gallardo	33	
10	Alejandro Pozuelo	90F	
12	Rocco Romeo		
13	Patrick Mullins	11	
14	Noble Okello		
15	Jahkeele Marshall-Rutty		
16	Quentin Westberg	90G	
17	Jozy Altidore	33	
18	Nick DeLeon	57M	
19	Griffin Dorsey		
20	Ayo Akinola		
21	Jonathan Osorio	33	
22	Richie Laryea	75D	
23	Chris Mavinga	90D	
24	Jacob Shaffelburg	15	
25	Alex Bono		
26	Laurent Ciman		
27	Liam Fraser		
31	Tsubasa Endoh		
44	Omar Gonzalez	90D	
80	Jayden Nelson	57M	
90	Kevin Silva		
96	Auro Jr.	90D	
99	Ifunanyachi Achara		

MLS IS BACK KNOCKOUT STAGE TOR 1 vs NYC 3 L Mullins 1 (Altidore 1, Shaffelburg 1) 87

ALL-TIME MLS CUP PLAYOFFS STATISTICS

Updated through Sunday, November 10, 2019

	OVERALL							HOME					ROAD				
	GP	W	L	T	PTS	GF	GA	W	L	T	GF	GA	W	L	T	GF	GA
LA Galaxy	75	45	20	10	145	127	85	32	7	2	88	35	13	16	5	39	50
D.C. United	48	26	14	8	86	72	65	15	5	6	49	32	11	10	1	23	33
Chicago Fire	44	21	17	6	69	61	45	17	4	3	43	19	4	13	3	18	26
MetroStars-N.Y. Red Bulls	55	19	27	9	66	66	76	11	11	2	28	25	8	17	6	38	51
KC Wizards-Sporting KC	50	18	21	11	65	66	67	16	5	3	44	23	2	17	7	22	44
Columbus Crew	50	19	24	7	64	66	75	14	7	2	46	29	5	17	5	20	46
Seattle Sounders FC	37	19	12	6	63	51	38	15	2	3	37	15	4	10	3	14	23
New England Revolution	43	17	16	10	61	50	54	12	4	6	30	17	5	13	3	20	37
Houston Dynamo	33	16	10	7	55	42	33	10	2	3	24	10	6	8	4	18	23
FC Dallas	45	14	23	8	50	60	82	11	8	5	41	37	3	15	3	19	45
Colorado Rapids	39	11	21	7	40	35	55	8	7	3	13	15	5	15	2	22	40
San Jose Clash/Earthquakes	25	12	12	1	37	37	37	6	3	1	21	11	6	9	0	16	26
Real Salt Lake	27	9	10	8	35	31	37	6	2	3	15	7	3	8	5	16	30
Toronto FC	16	10	4	2	32	32	17	6	1	1	18	5	4	3	1	14	12
Portland Timbers	19	8	6	5	29	29	27	3	2	3	11	9	5	4	2	18	18
Atlanta United	9	6	2	1	19	13	4	5	1	1	12	3	1	1	0	1	1
Montreal Impact	9	6	3	0	18	18	17	4	0	0	9	3	2	3	0	9	14
Miami Fusion	10	3	7	0	9	6	13	3	3	0	5	2	0	4	0	1	11
New York City FC	8	2	6	0	6	8	18	2	3	0	6	9	0	3	0	2	9
Tampa Bay Mutiny	11	2	9	0	6	12	23	1	5	0	7	10	1	4	0	5	13
Chivas USA	8	1	4	3	6	6	10	1	0	3	6	5	0	4	0	0	5
Vancouver Whitecaps FC	7	1	4	2	5	7	8	1	1	1	5	2	0	3	1	2	6
Los Angeles FC	3	1	2	0	3	8	9	1	2	0	3	8	0	0	0	0	0
Philadelphia Union	6	1	5	0	3	7	14	1	1	0	5	5	0	4	0	2	9
Minnesota United FC	1	0	1	0	0	1	2	0	1	0	1	2	0	0	0	0	0

GOALS

PLAYER	TEAM	GP	GOALS
Landon Donovan	LA*	44	25
Carlos Ruiz	DAL*	19	16
Roy Lassiter	DC*	21	13
Jaime Moreno	DC*	32	12
Ante Razov	CHV*	35	11
Brian McBride	CHI*	28	10
Preki	KC*	26	10
Taylor Twellman	NE	21	10
Jozy Altidore	TOR*	16	9
Robbie Keane	LA	21	9
Bradley Wright-Phillips	NYR	20	9

ASSISTS

PLAYER	TEAM	GP	ASTS
Landon Donovan	LA*	44	15
Mauricio Cienfuegos	LA	35	14
Marco Etcheverry	DC	23	13
Cobi Jones	LA	45	13
Jaime Moreno	DC*	32	10
Peter Nowak	CHI	20	10
Ante Razov	CHV*	35	10
Brad Davis	KC*	27	9
Javier Morales	DAL*	21	9
Brian Mullan	COL*	36	9
Andy Williams	RSL*	23	9

GAME-WINNING GOALS

PLAYER	TEAM	GP	GWG
Landon Donovan	LA*	44	10
Jaime Moreno	DC*	32	5
Bradley Wright-Phillips	NYR	20	5
Clint Dempsey	SEA*	23	4
Brian McBride	CHI*	28	4
Carlos Ruiz	DAL*	19	4
Taylor Twellman	NE	21	4
13 players tied with 3			

GAME-WINNING ASSISTS

PLAYER	TEAM	GP	GWA
Marco Etcheverry	DC	23	5
Cobi Jones	LA	45	5
Brian Mullan	COL*	36	5
David Beckham	LA	17	4
Landon Donovan	LA*	44	4
Javier Morales	DAL*	21	4
Jaime Moreno	DC*	32	4
Lee Nguyen	LFC*	11	4
13 players tied with 3			

GAMES PLAYED

PLAYER	TEAM	GP
Kevin Hartman	NYR*	49
Cobi Jones	LA	45
Landon Donovan	LA*	44
Diego Gutierrez	CHI*	40
Jeff Agoos	NYR*	39
Nick Rimando	RSL*	39
Chris Armas	CHI*	37
Kyle Beckerman	RSL*	37
Dema Kovalenko	LA*	37
Jesse Marsch	CHV*	37

GAMES STARTED

PLAYER	TEAM	GS
Kevin Hartman	NYR*	49
Landon Donovan	LA*	44
Cobi Jones	LA	43
Jeff Agoos	NYR*	39
Nick Rimando	RSL*	39
Chris Armas	CHI*	37
Kyle Beckerman	RSL*	37
Jesse Marsch	CHV*	37
C.J. Brown	CHI	35
Dema Kovalenko	LA*	35
Zach Thornton	CHV*	35

MINUTES PLAYED

PLAYER	TEAM	MIN
Kevin Hartman	NYR*	4522
Landon Donovan	LA*	4077
Cobi Jones	LA	3938
Nick Rimando	RSL*	3619
Jeff Agoos	NYR*	3557
Kyle Beckerman	RSL*	3454
Chris Armas	CHI*	3383
Diego Gutierrez	CHI*	3270
Jesse Marsch	CHV*	3228
C.J. Brown	CHI	3221

SHOTS

PLAYER	TEAM	GP	SHOTS
Landon Donovan	LA*	44	113
Ante Razov	CHV*	35	95
Jaime Moreno	DC*	32	73
Clint Dempsey	SEA*	23	71
Brian McBride	CHI*	28	71
Carlos Ruiz	DAL*	19	67
Cobi Jones	LA	45	66
Preki	KC*	26	63
Taylor Twellman	NE	21	61
Clint Mathis	LA*	28	60

SHOTS ON GOAL

PLAYER	TEAM	GP	SOG
Landon Donovan	LA*	44	56
Ante Razov	CHV*	35	38
Carlos Ruiz	DAL*	19	33
Jaime Moreno	DC*	32	32
Preki	KC*	26	32
Brian McBride	CHI*	28	31
Roy Lassiter	DC*	21	30
Taylor Twellman	NE	21	30
Clint Dempsey	SEA*	23	29
Cobi Jones	LA	45	29
Clint Mathis	LA*	28	29

HAT TRICKS

PLAYER	TEAM	GP	HATS
Raul Diaz Arce	COL*	12	1
Landon Donovan	LA*	44	1
Sebastian Giovinco	TOR	11	1
Stern John	CLB	10	1
Jordan Morris	SEA	12	1

MULTI-GOAL GAMES

PLAYER	TEAM	GP	GAMES
Landon Donovan	LA*	44	5
Roy Lassiter	DC*	21	4
Carlos Ruiz	DAL*	19	4

11 players tied with 2

PENALTY KICK GOALS

PLAYER	TEAM	GP	GAMES
Landon Donovan	LA*	44	6
Greg Vanney	LA*	32	3
Robbie Keane	LA	21	2
Lubos Kubik	DAL*	9	2
Nicolas Lodeiro	SEA	17	2
Michel	DAL	4	2
Jorge Rodriguez	DAL	18	2

32 players tied with 1

CONSECUTIVE GAMES WITH GOALS

#	PLAYER	TM	START	STOP
6	Carlos Ruiz	PHI	10/02/2002	11/09/2003
5	Jozy Altidore	TOR	10/26/2016	11/30/2016

CONSECUTIVE GAMES WITH ASSISTS

#	PLAYER	TM	START	STOP
5	David Beckham	LA	10/30/2011	11/01/2012

CONSECUTIVE GAMES WITH A GOAL/ASSIST

#	PLAYER	TM	START	STOP
8	Carlos Ruiz	PHI	09/25/2002	11/09/2003

FOULS COMMITTED

PLAYER	TEAM	GP	FC
Diego Gutierrez	CHI*	40	92
Chris Armas	CHI*	37	74
Dema Kovalenko	LA*	37	72
Pablo Mastroeni	LA*	27	67
Chris Henderson	NYR*	31	65
Jay Heaps	NE*	30	64
Ante Razov	CHV*	35	63
Landon Donovan	LA*	44	62
Ricardo Clark	CLB*	25	61
Jesse Marsch	CHV*	37	59

FOULS SUFFERED

PLAYER	TEAM	GP	FS
Cobi Jones	LA	45	113
Jaime Moreno	DC*	32	102
Landon Donovan	LA*	44	96
Taylor Twellman	NE	21	70
Mauricio Cienfuegos	LA	35	68
DaMarcus Beasley	HOU*	21	67
Mark Chung	SJ*	26	65
Oscar Pareja	DAL*	17	64
Carlos Ruiz	DAL*	19	64
Nicolas Lodeiro	SEA	17	63

OFFSIDES

PLAYER	TEAM	GP	OFF
Ante Razov	CHV*	35	40
Carlos Ruiz	DAL*	19	34
Luis Hernandez	LA	10	23
Raul Diaz Arce	COL*	12	22
Chris Henderson	NYR*	31	22
Roy Lassiter	DC*	21	22
Bradley Wright-Phillips	NYR	20	22
Brian Ching	HOU*	26	21
Eddie Johnson	DC*	14	21
Taylor Twellman	NE	21	20
Adolfo Valencia	NYR	8	20

CORNER KICKS

PLAYER	TEAM	GP	CK
Marco Etcheverry	DC	23	119
Brad Davis	KC*	27	92
Nicolas Lodeiro	SEA	17	90
Cobi Jones	LA	45	83
Steve Ralston	NE*	34	75
Sacha Kljestan	ORL*	17	74
Graham Zusi	KC	18	69
David Beckham	LA	17	68
Landon Donovan	LA*	44	66
Javier Morales	DAL*	21	65

CAUTIONS (YELLOW)

PLAYER	TEAM	GP	CAUT
Dema Kovalenko	LA*	37	15
Kyle Beckerman	RSL*	37	13
Diego Gutierrez	CHI*	40	12
Pablo Mastroeni	LA*	27	10
Landon Donovan	LA*	44	9
Daniel Hernandez	DAL*	23	9
Jesse Marsch	CHV*	37	9
Brian Mullan	COL*	36	9
Robert Warzycha	CLB	17	9

5 players tied with 8

EJECTIONS (RED CARDS)

PLAYER	TEAM	GP	EJECT
Rafa Marquez	NYR	6	2
Diego Serna	COL*	7	2

70 players tied with 1

GOALKEEPING LEADERS

PLAYER	TEAM	GP	MIN	SHTS	SVS	GA	GAA	W-L-T	SHO
Alex Bono	TOR	5	450	12	10	2	0.40	3-1-1	3
Brad Guzan	ATL*	13	1200	52	43	8	0.60	7-5-1	7
Jaime Penedo	LA	7	690	28	22	5	0.65	4-2-1	4
Adin Brown	POR*	10	954	72	59	7	0.66	4-3-3	5
Josh Saunders	ORL*	11	954	38	30	8	0.75	8-2-1	3
Jimmy Nielsen	KC	10	960	24	15	9	0.84	5-3-2	4
Jeff Cassar	DAL*	5	405	19	13	4	0.89	0-4-0	2
Stefan Frei	SEA*	23	2190	105	82	22	0.90	14-5-4	9
Tally Hall	DC*	15	1380	69	51	14	0.91	8-4-3	5
Jon Busch	CHI*	18	1670	92	71	17	0.92	6-7-5	6

Minimum: 400 minutes played

GOALKEEPER WINS

PLAYER	TEAM	GP	WON
Kevin Hartman	NYR*	49	24
Zach Thornton	CHV*	35	17
Nick Rimando	RSL*	39	15
Stefan Frei	SEA*	23	14
Pat Onstad	DC*	21	10
Tom Presthus	CLB*	15	10
Matt Reis	NE*	22	10
Tony Meola	NYR*	23	9
Luis Robles	NYR	23	9
Tally Hall	DC*	15	8
Josh Saunders	ORL*	11	8

GOALKEEPER LOSSES

PLAYER	TEAM	GP	LOST
Kevin Hartman	NYR*	49	17
Nick Rimando	RSL*	39	14
Zach Thornton	CHV*	35	13
Tony Meola	NYR*	23	11
Luis Robles	NYR	23	11
Joe Cannon	VAN*	18	8
Jon Busch	CHI*	18	7
Mark Dodd	DAL	12	7
Matt Jordan	COL*	12	7
Pat Onstad	DC*	21	7
Matt Reis	NE*	22	7

MINUTES PLAYED IN GOAL

PLAYER	TEAM	MIN
Kevin Hartman	NYR*	4522
Nick Rimando	RSL*	3619
Zach Thornton	CHV*	3193
Stefan Frei	SEA*	2190
Tony Meola	NYR*	2135
Luis Robles	NYR	2130
Matt Reis	NE*	2090
Pat Onstad	DC*	2043
Joe Cannon	VAN*	1690
Jon Busch	CHI*	1670

SAVES PERCENTAGE

PLAYER	TEAM	GP	SAVES	SOG	PCT
Alex Bono	TOR	5	10	12	83.3
Dario Sala	DAL	4	20	24	83.3
Brad Guzan	ATL*	13	43	52	82.7
Adin Brown	POR*	10	59	72	81.9
Dave Salzwedel	SJ	3	18	22	81.8
Jon Conway	CHI*	4	13	16	81.3
Marcus Hahnemann	SEA*	9	37	46	80.4
Frank Rost	NYR	3	12	15	80.0
Josh Saunders	ORL*	11	30	38	78.9
Jaime Penedo	LA	7	22	28	78.6

Minimum: 10 saves

SAVES

PLAYER	TEAM	GP	SVS
Kevin Hartman	NYR*	49	175
Nick Rimando	RSL*	39	135
Zach Thornton	CHV*	35	122
Matt Reis	NE*	22	103
Tony Meola	NYR*	23	96
Stefan Frei	SEA*	23	82
Jon Busch	CHI*	18	71
Joe Cannon	VAN*	18	64
Adin Brown	POR*	10	59
Pat Onstad	DC*	21	58

SHUTOUTS

PLAYER	TEAM	GP	SHO
Kevin Hartman	NYR*	49	15
Nick Rimando	RSL*	39	13
Zach Thornton	CHV*	35	13
Stefan Frei	SEA*	23	9
Tony Meola	NYR*	23	8
Matt Reis	NE*	22	8
Luis Robles	NYR	23	8
Brad Guzan	ATL*	13	7
Tom Presthus	CLB*	15	7
Jon Busch	CHI*	18	6

LONGEST SHUTOUT STREAKS (MINUTES)

PLAYER	MIN	START	END
Stefan Frei, SEA	624	11/22/2016	12/09/2017
Kevin Hartman, LA	473	10/29/2005	11/10/2007
Kevin Hartman, LA	422	10/02/2002	11/09/2003
Brad Guzan, CHV	400	10/27/2007	11/11/2018
Adin Brown, NE	374	9/29/2002	10/12/2002
Matt Reis, NE	337	11/12/2006	11/18/2007
Tally Hall, HOU	335	10/30/2011	11/20/2011
Tony Meola, MET	328	10/03/1998	9/24/2000
Pat Onstad, HOU	322	11/09/2008	11/13/2009
Kevin Hartman, LA	314	10/16/1998	10/31/1999

TEAM ATTENDANCE REPORT

	HOME GAMES			ROAD GAMES		
	DATES	TOTAL	AVERAGE	DATES	TOTAL	AVERAGE
Atlanta United	7	432,458	61,780	2	41,335	20,668
Chicago Fire	24	377,613	15,734	20	278,192	13,910
Chivas USA	4	79,304	19,826	4	71,601	17,900
Colorado Rapids	18	198,070	11,004	21	385,333	18,349
Columbus Crew SC	23	342,259	14,881	27	454,873	16,847
D.C. United	26	510,518	19,635	22	422,909	19,223
FC Dallas	24	291,010	12,125	21	418,451	19,926
Houston Dynamo	15	331,829	22,122	18	425,048	23,614
KC Wiz.-Sporting Kansa	24	357,227	14,884	26	413,318	15,897
LA Galaxy	41	955,105	23,295	34	657,568	19,340
Los Angeles FC	3	67,001	22,334	0	0	---
MetroStars-N.Y. Red Bu	24	413,169	17,215	31	582,060	18,776
Miami Fusion	6	56,452	9,409	4	55,120	13,780
Minnesota United	1	19,939	19,939	0	0	---
Montreal Impact	4	111,755	27,939	5	102,589	20,518
New England Revolution	22	364,303	16,559	21	360,463	17,165
New York City FC	5	105,781	21,156	3	113,162	37,721
Philadelphia Union	2	37,069	18,535	4	103,168	25,792
Portland Timbers	8	168,212	21,027	11	301,960	27,451
Real Salt Lake	11	190,859	17,351	16	396,598	24,787
San Jose Clash/Earthqu	10	129,821	12,982	15	297,645	19,843
Seattle Sounders FC	20	807,525	40,376	17	392,205	23,071
Tampa Bay Mutiny	6	57,466	9,578	5	80,514	16,103
Toronto FC	8	238,305	29,788	8	279,982	34,998
Vancouver Whitecaps FC	3	76,757	25,586	4	85,713	21,428
MLS Totals	339	6,719,807	19,822	339	6,719,807	19,822

TEAM TOTALS

TEAM	GP	G	A	SHT	SOG	PG	PA	BK	FC	FS	OFF	CK	C	E
Atlanta United	9	13	12	117	44	1	2	1	114	131	21	41	12	0
Chicago Fire	44	61	78	586	261	3	5	7	720	768	141	250	95	3
Chivas USA	8	6	3	67	29	1	1	1	132	113	23	30	22	1
Colorado Rapids	39	35	41	480	181	3	4	6	644	566	98	187	75	4
Columbus Crew SC	50	66	76	635	249	2	5	8	710	718	140	246	94	3
D.C. United	48	72	82	609	256	1	3	10	757	748	170	271	79	11
FC Dallas	45	60	73	550	222	5	7	12	758	692	105	209	105	7
Houston Dynamo	33	42	44	396	154	2	4	8	466	468	100	154	61	2
Sporting Kansas City	50	66	60	654	261	5	5	7	800	786	116	237	106	2
LA Galaxy	75	127	132	953	390	13	14	13	1162	1115	208	382	135	5
Los Angeles FC	3	8	11	47	19	0	0	0	28	40	8	22	2	0
New York Red Bulls	55	66	72	704	272	4	6	11	772	788	129	269	106	8
Miami Fusion	10	6	8	95	39	0	0	3	154	169	35	42	21	7
Minnesota United	1	1	1	16	3	0	0	0	11	11	6	8	1	0
Montreal Impact	9	18	19	117	53	0	0	3	129	106	16	38	13	3
New England Revolution	43	50	59	472	216	2	2	17	692	670	110	173	92	6
New York City FC	8	8	6	107	32	1	1	0	115	94	27	39	16	1
Philadelphia Union	6	7	8	94	32	0	0	1	89	69	16	40	17	0
Portland Timbers	19	29	28	211	86	1	1	0	269	266	41	89	36	1
Real Salt Lake	27	31	29	353	134	2	2	6	411	358	70	115	50	2
San Jose Earthquakes	25	37	48	327	140	0	0	7	359	363	87	151	47	3
Seattle Sounders FC	37	51	48	463	172	3	4	2	433	500	78	213	51	3
Tampa Bay Mutiny	11	12	14	154	56	0	0	1	173	152	38	59	20	0
Toronto FC	16	32	26	207	98	2	3	3	194	229	24	79	22	1
Vancouver Whitecaps FC	7	7	7	73	22	0	0	0	102	86	8	20	16	1

TEAM RANKS

TEAM	G	A	SHT	SOG	BLK	FC	FS	OFF	CK	C
Atlanta United	8	12	10	16	18	21	10	18	19	23
Chicago Fire	9	4	6	3	14	4	1	7	6	5
Chivas USA	24	25	25	23	17	3	16	9	24	2
Colorado Rapids	23	20	18	19	15	2	9	16	14	11
Columbus Crew SC	12	9	15	12	13	17	11	10	11	13
D.C. United	6	6	16	6	8	7	4	2	7	19
FC Dallas	11	8	19	15	5	1	6	19	18	3
Houston Dynamo	14	12	20	17	6	19	14	8	17	16
Sporting Kansas City	12	18	7	8	16	6	3	20	15	7
LA Galaxy	4	5	14	9	11	9	7	11	9	18
Los Angeles FC	1	1	2	1	21	25	19	12	2	25
New York Red Bulls	15	15	13	14	9	20	13	17	12	10
Miami Fusion	25	23	24	22	3	10	2	3	22	8
Minnesota United	20	21	1	25	21	24	22	1	1	24
Montreal Impact	2	2	10	4	2	16	21	23	21	20
New England Revolution	17	11	22	11	1	5	5	15	23	6
New York City FC	20	24	5	21	21	14	24	6	13	9
Philadelphia Union	16	14	2	7	12	12	25	13	3	1
Portland Timbers	5	10	21	20	21	18	17	21	16	12
Real Salt Lake	18	19	9	13	7	11	20	14	20	15
San Jose Earthquakes	7	3	7	5	4	15	8	4	4	14
Seattle Sounders FC	10	16	17	18	20	23	18	22	5	21
Tampa Bay Mutiny	19	17	4	10	19	8	12	5	8	17
Toronto FC	2	7	12	2	10	22	15	24	10	22
Vancouver Whitecaps FC	20	21	23	24	21	13	23	25	25	4

TEAM vs TEAM RECORDS

	vs ATL	vs CHI	vs CHV	vs COL	vs CLB	vs DC	vs DAL	vs HOU	vs KC	vs LA	vs LFC	vs MIA	vs MTL	vs NE	vs NYC	vs NYR	vs ORL	vs PHI	vs POR	vs RSL	vs SJ	vs SEA	vs TB	vs TOR	vs VAN	
ATL	--	0-0-0	0-0-0	0-0-0	0-0-1	0-0-0	0-0-0	0-0-0	0-0-0	0-0-0	0-0-0	0-0-0	0-0-0	0-0-0	2-0-0	1-1-0	0-0-0	1-0-0	1-0-0	0-0-0	0-0-0	0-0-0	0-0-0	0-0-0	0-1-0	0-0-0
CHI	0-0-0	--	0-0-0	2-0-0	0-1-0	5-0-2	3-2-1	0-1-0	0-1-0	2-2-1	0-0-0	0-0-0	0-0-0	7-7-1	0-0-0	2-2-0	0-0-0	0-0-0	0-0-0	0-0-1	0-1-0	0-0-0	0-0-0	0-0-0	0-0-0	0-0-0
CHV	0-0-0	0-0-0	--	0-0-0	0-0-0	0-0-0	0-0-0	1-1-0	0-1-1	0-1-1	0-0-0	0-0-0	0-0-0	0-0-0	0-0-0	0-0-0	0-0-0	0-0-0	0-0-0	0-0-0	0-1-1	0-0-0	0-0-0	0-0-0	0-0-0	0-0-0
COL	0-0-0	0-2-0	0-0-0	--	2-1-0	0-1-0	5-2-3	0-1-0	2-5-2	2-7-0	0-0-0	0-0-0	0-0-0	0-0-0	0-0-0	0-0-0	0-0-0	0-0-0	0-0-0	0-0-0	0-0-0	1-0-0	0-3-0	0-0-0	0-0-0	0-0-0
CLB	0-0-1	1-0-0	0-0-0	1-2-0	--	2-6-1	0-0-0	0-0-0	1-0-1	0-0-0	0-0-0	0-0-0	1-1-0	0-4-3	1-1-0	5-2-0	0-0-0	0-0-0	0-1-0	0-2-0	2-2-0	0-0-0	5-2-0	0-1-1	0-0-0	
DC	0-0-0	0-5-2	0-0-0	1-0-0	6-2-1	--	0-0-0	0-1-1	1-0-0	2-0-0	0-0-0	4-0-0	0-1-0	3-1-1	0-0-0	7-4-2	0-0-0	0-0-0	0-0-0	0-0-0	0-0-0	0-0-0	2-0-0	0-1-0	0-0-0	
DAL	0-0-0	2-3-1	0-0-0	2-5-3	0-0-0	0-0-0	--	1-1-0	1-2-0	4-4-0	0-0-0	0-0-0	0-0-0	0-0-0	0-0-0	0-3-0	0-0-0	0-0-0	0-2-1	1-0-1	0-0-0	2-3-2	0-0-0	0-0-0	1-0-0	
HOU	0-0-0	1-0-0	1-1-0	1-0-0	0-0-0	1-0-1	1-1-0	--	4-2-1	0-3-0	0-0-0	0-0-0	1-0-0	1-0-1	0-0-0	1-1-2	0-0-0	2-0-0	1-0-1	0-0-0	0-0-0	1-2-1	0-0-0	0-0-0	0-0-0	
KC	0-0-0	1-0-0	1-0-1	5-2-2	0-1-1	0-1-0	2-1-0	2-4-1	--	3-5-1	0-0-0	1-2-0	0-0-0	1-1-0	0-0-0	0-1-0	0-0-0	0-0-0	0-1-2	1-0-2	1-2-0	0-1-0	0-0-0	0-0-0	0-0-0	
LA	0-0-0	2-2-1	1-0-1	7-2-0	0-0-0	0-2-0	4-4-0	3-0-0	5-3-1	--	0-1-0	0-0-0	0-0-0	3-0-0	0-0-0	3-1-1	0-0-0	0-0-0	0-0-0	4-1-2	5-4-1	4-3-0	2-0-0	0-0-0	1-0-0	
LFC	0-0-0	0-0-0	0-0-0	0-0-0	0-0-0	0-0-0	0-0-0	0-0-0	0-0-0	1-0-0	--	--	0-0-0	0-0-0	0-0-0	0-0-0	0-0-0	0-0-0	0-0-0	0-1-0	0-0-0	0-1-0	0-0-0	0-0-0	0-0-0	
MIA	0-0-0	0-0-0	0-0-0	0-0-0	0-0-0	0-4-0	0-0-0	0-0-0	2-1-0	0-0-0	0-0-0	--	0-0-0	0-0-0	0-0-0	0-0-0	0-0-0	0-0-0	0-0-0	0-0-0	1-2-0	0-0-0	0-0-0	0-0-0	0-0-0	
MTL	0-0-0	0-0-0	0-0-0	0-0-0	1-1-0	1-0-0	0-0-0	0-1-0	0-0-0	0-0-0	0-0-0	--	0-0-0	0-0-0	2-0-0	0-0-0	0-0-0	0-0-0	0-0-0	0-0-0	0-0-0	0-0-0	0-0-0	2-1-0	0-0-0	
NE	0-1-0	7-7-1	0-0-0	0-0-0	4-0-3	1-3-1	0-0-0	0-1-1	1-1-0	0-3-0	0-0-0	0-0-0	0-0-0	--	0-0-0	4-1-3	0-0-0	0-0-0	0-0-0	0-0-0	0-0-0	0-0-0	0-0-0	0-0-0	0-0-0	
NYC	0-2-0	0-0-0	0-0-0	0-0-0	1-1-0	0-0-0	0-0-0	0-0-0	0-0-0	0-0-0	0-0-0	0-0-0	0-0-0	0-0-0	--	0-0-0	0-0-0	0-0-0	0-0-0	0-0-0	0-0-0	0-0-0	0-0-0	0-3-0	0-0-0	
NYR	1-1-0	2-2-0	0-0-0	0-0-0	2-5-0	4-7-2	3-0-0	1-1-2	1-0-0	1-3-1	0-0-0	0-0-0	0-2-0	1-4-3	0-0-0	--	0-0-0	0-1-0	0-0-0	1-0-0	1-1-0	0-0-0	0-0-0	1-1-0	0-0-0	
ORL	0-0-0	0-0-0	0-0-0	0-0-0	0-0-0	0-0-0	0-0-0	0-0-0	0-0-0	0-0-0	0-0-0	0-0-0	0-0-0	0-0-0	0-0-0	0-0-0	--	0-0-0	0-0-0	0-0-0	0-0-0	0-0-0	0-0-0	0-0-0	0-0-0	
PHI	0-1-0	0-0-0	0-0-0	0-0-0	0-0-0	0-0-0	0-2-0	0-0-0	0-0-0	0-0-0	0-0-0	0-0-0	0-0-0	0-0-0	0-1-0	1-0-0	0-0-0	--	0-0-0	0-0-0	0-0-0	0-0-0	0-0-0	0-0-0	0-1-0	
POR	0-1-0	0-0-0	0-0-0	0-0-0	1-0-0	0-0-0	2-0-1	0-1-1	1-0-2	0-0-0	0-0-0	0-0-0	0-0-0	0-0-0	0-0-0	0-0-0	0-0-0	0-0-0	--	0-3-0	0-0-0	3-1-0	0-0-0	0-0-0	1-0-1	
RSL	0-0-0	0-0-1	1-0-1	0-0-0	2-0-0	0-0-0	0-1-1	0-0-0	0-1-2	1-4-2	1-0-0	0-0-0	0-0-0	0-0-0	0-0-0	0-1-0	0-0-0	0-0-0	3-0-0	--	0-0-0	1-3-1	0-0-0	0-0-0	0-0-0	
SJ	0-0-0	1-0-0	0-0-0	0-1-0	2-2-0	0-0-0	0-0-0	0-0-0	2-1-0	4-5-1	0-0-0	2-1-0	0-0-0	0-0-0	0-0-0	1-1-0	0-0-0	0-0-0	0-0-0	0-0-0	--	0-0-0	0-0-0	0-0-0	0-1-0	
SEA	0-0-0	0-0-0	0-0-0	3-0-0	0-0-0	0-0-0	3-2-2	2-1-1	1-0-0	3-4-0	1-0-0	0-0-0	0-0-0	0-0-0	0-0-0	0-0-0	0-0-0	0-0-0	1-3-0	3-1-1	0-0-0	--	0-0-0	1-1-1	1-0-1	
TB	0-0-0	0-0-0	0-0-0	0-0-0	2-5-0	0-2-0	0-0-0	0-0-0	0-0-0	0-2-0	0-0-0	0-0-0	0-0-0	0-0-0	0-0-0	0-0-0	0-0-0	0-0-0	0-0-0	0-0-0	0-0-0	0-0-0	--	0-0-0	0-0-0	
TOR	1-0-0	0-0-0	0-0-0	0-0-0	1-0-1	1-0-0	0-0-0	0-0-0	0-0-0	0-0-0	0-0-0	1-2-0	0-0-0	0-0-0	3-0-0	1-1-0	0-0-0	1-0-0	0-0-0	0-0-0	0-0-0	1-1-1	0-0-0	--	0-0-0	
VAN	0-0-0	0-0-0	0-0-0	0-0-0	0-0-0	0-0-0	0-1-0	0-0-0	0-0-0	0-1-0	0-0-0	0-0-0	0-0-0	0-0-0	0-0-0	0-0-0	0-0-0	0-0-0	0-1-1	0-0-0	1-0-0	0-1-1	0-0-0	0-0-0	--	

TEAM GOALS SCORED INTERVALS

TEAM	GP	G	1-15	16-30	31-45	46-60	61-75	76-90	OT
LA Galaxy	75	127	15	18	22	19	27	16	10
D.C. United	48	72	6	11	10	9	13	21	2
New York Red Bulls	55	66	5	9	12	11	11	17	1
Sporting Kansas City	50	66	8	13	7	10	15	10	3
Columbus Crew SC	50	66	8	7	11	12	8	17	3
Chicago Fire	44	61	8	10	18	8	5	11	1
FC Dallas	45	60	5	11	8	9	14	11	2
Seattle Sounders FC	37	51	5	8	2	11	10	13	2
New England Revolution	43	50	6	9	7	7	11	9	1
Houston Dynamo	33	42	4	5	6	4	10	7	6
San Jose Earthquakes	25	37	4	2	8	6	5	8	4
Colorado Rapids	39	35	3	8	4	3	6	7	4
Toronto FC	16	32	4	2	3	4	5	8	6
Real Salt Lake	27	31	1	5	7	6	4	7	1
Portland Timbers	19	29	4	5	3	6	3	6	2
Montreal Impact	9	18	3	2	5	4	1	3	0
Atlanta United	9	13	2	1	4	1	2	3	0
Tampa Bay Mutiny	11	12	2	2	3	2	1	2	0
Los Angeles FC	3	8	0	2	1	1	2	1	0
New York City FC	8	8	1	2	1	1	1	2	0
Vancouver Whitecaps FC	7	7	1	0	1	1	2	2	0
Philadelphia Union	6	7	1	1	0	1	1	2	1
Miami Fusion	10	6	1	1	0	2	2	0	0
Chivas USA	8	6	1	1	1	1	1	1	0
Minnesota United	1	1	0	0	0	0	1	0	0

TEAM GOALS ALLOWED INTERVALS

TEAM	GP	G	1-15	16-30	31-45	46-60	61-75	76-90	OT
Minnesota United	1	2	0	0	0	0	2	0	0
Atlanta United	9	4	1	0	1	0	0	2	0
Vancouver Whitecaps FC	7	8	0	0	2	1	2	3	0
Los Angeles FC	3	9	0	3	1	2	2	1	0
Chivas USA	8	10	1	0	3	0	3	3	0
Miami Fusion	10	13	1	3	4	1	1	2	1
Philadelphia Union	6	14	5	3	2	1	0	3	0
Montreal Impact	9	17	1	2	3	0	4	4	3
Toronto FC	16	17	3	2	3	4	2	3	0
New York City FC	8	18	2	3	2	3	1	7	0
Tampa Bay Mutiny	11	23	2	2	4	7	2	6	0
Portland Timbers	19	27	1	4	4	2	5	9	2
Houston Dynamo	33	33	5	7	5	3	6	4	3
Real Salt Lake	27	37	4	8	5	7	6	7	0
San Jose Earthquakes	25	37	3	3	8	10	4	9	0
Seattle Sounders FC	37	38	3	9	6	5	6	7	2
Chicago Fire	44	45	8	3	10	9	7	6	2
New England Revolution	43	54	4	6	9	7	12	9	7
Colorado Rapids	39	55	8	11	5	10	13	6	2
D.C. United	48	65	10	5	14	9	12	10	5
Sporting Kansas City	50	67	4	11	5	13	16	13	5
Columbus Crew SC	50	75	11	10	14	15	7	17	1
New York Red Bulls	55	76	8	8	11	8	16	22	3
FC Dallas	45	82	7	15	9	13	11	19	8
LA Galaxy	75	85	6	17	15	9	20	13	5

GOAL-SCORING TOTALS

TEAM	OVERALL	GOALS FOR		GOALS AGAINST	
	RECORD	TOTAL	AVG	TOTAL	AVG
Los Angeles FC	1-2-0	8	2.67	9	3.00 (25th)
Montreal Impact	6-3-0	18	2.00	17	1.89 (20th)
Toronto FC	10-4-2	32	2.00	17	1.06 (5th)
LA Galaxy	45-20-10	127	1.69	85	1.13 (6th)
Portland Timbers	8-6-5	29	1.53	27	1.42 (16th)
D.C. United	26-14-8	72	1.50	65	1.35 (12th)
San Jose Earthquakes	12-12-1	37	1.48	37	1.48 (17th)
Atlanta United	6-2-1	13	1.44	4	0.44 (1st)
Chicago Fire	21-17-6	61	1.39	45	1.02 (3d)
Seattle Sounders FC	19-12-6	51	1.38	38	1.03 (4th)
FC Dallas	14-23-8	60	1.33	82	1.82 (19th)
Columbus Crew SC	19-24-7	66	1.32	75	1.50 (18th)
Sporting Kansas City	18-21-11	66	1.32	67	1.34 (11th)
Houston Dynamo	16-10-7	42	1.27	33	1.00 (2d)
New York Red Bulls	19-27-9	66	1.20	76	1.38 (14th)
Philadelphia Union	1-5-0	7	1.17	14	2.33 (24th)
New England Revolution	17-16-10	50	1.16	54	1.26 (9th)
Real Salt Lake	9-10-8	31	1.15	37	1.37 (13th)
Tampa Bay Mutiny	2-9-0	12	1.09	23	2.09 (22th)
New York City FC	2-6-0	8	1.00	18	2.25 (23th)
Minnesota United	0-1-0	1	1.00	2	2.00 (21th)
Vancouver Whitecaps FC	1-4-2	7	1.00	8	1.14 (7th)
Colorado Rapids	13-21-5	35	0.90	55	1.41 (15th)
Chivas USA	1-4-3	6	0.75	10	1.25 (8th)
Miami Fusion	3-5-2	6	0.60	13	1.30 (10th)
		911	2.69 goals per game		

RECORD IN ONE-GOAL GAMES

TEAM	-REGULATION-OT-				--- SHOOTOUT ---				---- BOTH -----			
	W	L	T	PCT	W	L	T	PCT	W	L	T	PCT
Montreal Impact	4	0	0	1.000	0	0	0	---	4	0	0	1.000
D.C. United	17	4	0	.810	3	0	3	.750	20	4	3	.796
LA Galaxy	24	10	0	.706	1	1	4	.500	25	11	4	.675
Toronto FC	4	2	0	.667	0	0	1	.500	4	2	1	.643
Houston Dynamo	8	5	0	.615	0	0	1	.500	8	5	1	.607
Real Salt Lake	6	4	0	.600	0	0	3	.500	6	4	3	.577
Portland Timbers	6	4	0	.600	0	1	1	.250	6	5	1	.542
Colorado Rapids	12	10	0	.545	2	1	2	.600	14	11	2	.556
Seattle Sounders FC	10	9	0	.526	1	1	1	.500	11	10	1	.523
New England Revolution	11	11	0	.500	1	0	3	.625	12	11	3	.519
Atlanta United	2	2	0	.500	0	0	1	.500	2	2	1	.500
San Jose Earthquakes	5	5	0	.500	0	0	0	---	5	5	0	.500
Miami Fusion	2	2	0	.500	0	0	2	.500	2	2	2	.500
Chicago Fire	10	12	0	.455	2	1	1	.625	12	13	1	.481
FC Dallas	11	14	0	.440	3	1	2	.667	14	15	2	.484
New York Red Bulls	12	16	0	.429	1	0	1	.750	13	16	1	.450
Sporting Kansas City	8	13	0	.381	1	0	3	.625	9	13	3	.420
Columbus Crew SC	8	13	0	.381	2	0	2	.750	10	13	2	.440
Philadelphia Union	1	2	0	.333	0	0	0	---	1	2	0	.333
Chivas USA	1	3	0	.250	0	0	0	---	1	3	0	.250
Vancouver Whitecaps FC	0	2	0	.000	0	0	0	---	0	2	0	.000
Minnesota United	0	1	0	.000	0	0	0	---	0	1	0	.000
New York City FC	0	2	0	.000	0	0	0	---	0	2	0	.000
Tampa Bay Mutiny	0	4	0	.000	0	0	0	---	0	4	0	.000
Los Angeles FC	0	1	0	.000	0	0	0	---	0	1	0	.000

CONSECUTIVE MINUTES WITHOUT SCORING A GOAL

TEAM	MIN	START	END
Columbus Crew	279	9/28/2002	10/12/2002
Columbus Crew SC	270	11/05/2017	end of season
Colorado Rapids	260	9/16/2000	9/24/2000
Toronto FC	258	10/30/2017	11/29/2017
Seattle Sounders FC	242	11/02/2014	11/30/2014
Kansas City Wizards	235	10/27/2007	end of season
San Jose Clash	234	9/26/1996	end of season
Colorado Rapids	225	10/27/2011	end of season
Miami Fusion	221	10/10/2001	end of season
D.C. United	210	9/30/1998	10/11/1998

CONSECUTIVE MINUTES WITHOUT ALLOWING A GOAL

TEAM	MIN	START	END
Seattle Sounders FC	427	10/29/2017	12/09/2017
New England Revolution	374	9/29/2002	10/12/2002
Houston Dynamo	335	10/30/2011	11/20/2011
New England Revolution	331	10/27/2007	11/18/2007
Los Angeles Galaxy	314	11/01/2009	11/22/2009
Houston Dynamo	313	10/29/2009	11/13/2009
Los Angeles Galaxy	311	10/02/2002	end of season
New England Revolution	306	10/28/2006	11/12/2006
Toronto FC	306	11/05/2017	end of season
LA Galaxy	296	11/01/2014	11/30/2014

HOME GOAL-SCORING TOTALS

TEAM	W	L	T	GF	AVG	GA	AVG
D.C. United	15	5	6	49	1.88	32	1.23
LA Galaxy	32	7	2	88	2.15	35	0.85
New York Red Bulls	11	11	2	28	1.17	25	1.04
FC Dallas	11	8	5	41	1.71	37	1.54
Sporting Kansas City	16	5	3	44	1.83	23	0.96
Columbus Crew SC	14	7	2	46	2.00	29	1.26
New England Revolution	12	4	6	30	1.36	17	0.77
Chicago Fire	17	4	3	43	1.79	19	0.79
Colorado Rapids	8	7	3	13	0.72	15	0.83
San Jose Earthquakes	6	3	1	21	2.10	11	1.10
Real Salt Lake	6	2	3	15	1.36	7	0.64
Houston Dynamo	10	2	3	24	1.60	10	0.67
Toronto FC	6	1	1	18	2.25	5	0.63
Seattle Sounders FC	15	2	3	37	1.85	15	0.75
Philadelphia Union	1	1	0	5	2.50	5	2.50
Portland Timbers	3	2	3	11	1.38	9	1.13
Vancouver Whitecaps FC	1	1	1	5	1.67	2	0.67
Montreal Impact	4	0	0	9	2.25	3	0.75
Chivas USA	1	0	3	6	1.50	5	1.25
Tampa Bay Mutiny	1	5	0	7	1.17	10	1.67
New York City FC	2	3	0	6	1.20	9	1.80
Atlanta United	5	1	1	12	1.71	3	0.43
Miami Fusion	3	3	0	5	0.83	2	0.33
Minnesota United	0	1	0	1	1.00	2	2.00
Los Angeles FC	1	2	0	8	2.67	9	3.00

FIRST-HALF GOAL-SCORING TOTALS

TEAM	W	L	T	GF	AVG	GA	AVG
LA Galaxy	45	23	7	55	0.73	38	0.51
Chicago Fire	21	17	6	36	0.82	21	0.48
Sporting Kansas City	18	22	10	28	0.56	20	0.40
D.C. United	26	15	7	27	0.56	29	0.60
New York Red Bulls	19	28	8	26	0.47	27	0.49
Columbus Crew SC	19	24	7	26	0.52	35	0.70
FC Dallas	14	23	8	24	0.53	31	0.69
New England Revolution	17	17	9	22	0.51	19	0.44
Seattle Sounders FC	19	12	6	15	0.41	18	0.49
Houston Dynamo	16	10	7	15	0.45	17	0.52
Colorado Rapids	12	22	5	15	0.38	24	0.62
San Jose Earthquakes	12	12	1	14	0.56	14	0.56
Real Salt Lake	9	10	8	13	0.48	17	0.63
Portland Timbers	8	6	5	12	0.63	9	0.47
Montreal Impact	6	3	0	10	1.11	6	0.67
Toronto FC	10	4	2	9	0.56	8	0.50
Tampa Bay Mutiny	2	9	0	7	0.64	8	0.73
Atlanta United	6	2	1	7	0.78	2	0.22
Los Angeles FC	1	2	0	4	1.33	4	1.33
New York City FC	2	6	0	4	0.50	7	0.88
Chivas USA	1	4	3	3	0.38	4	0.50
Vancouver Whitecaps FC	1	4	2	2	0.29	2	0.29
Philadelphia Union	1	5	0	2	0.33	10	1.67
Miami Fusion	3	7	0	2	0.20	8	0.80
Minnesota United	0	1	0	0	0.00	0	0.00

TEAM TOTAL SHOTS

TEAM	W	L	T	1st	2nd/OT	TOT
LA Galaxy	45	23	7	433	520	953
New York Red Bulls	19	28	8	288	416	704
Sporting Kansas City	18	22	10	302	352	654
Columbus Crew SC	19	24	7	278	357	635
D.C. United	26	15	7	280	329	609
Chicago Fire	21	17	6	251	335	586
FC Dallas	14	23	8	208	342	550
Colorado Rapids	12	22	5	220	260	480
New England Revolution	17	17	9	210	262	472
Seattle Sounders FC	19	12	6	207	256	463
Houston Dynamo	16	10	7	174	222	396
Real Salt Lake	9	10	8	147	206	353
San Jose Earthquakes	12	12	1	154	173	327
Portland Timbers	8	6	5	93	118	211
Toronto FC	10	4	2	89	118	207
Tampa Bay Mutiny	2	9	0	79	75	154
Atlanta United	6	2	1	53	64	117
Montreal Impact	6	3	0	47	70	117
New York City FC	2	6	0	44	63	107
Miami Fusion	3	7	0	42	53	95
Philadelphia Union	1	5	0	29	65	94
Vancouver Whitecaps FC	1	4	2	36	37	73
Chivas USA	1	4	3	34	33	67
Los Angeles FC	1	2	0	17	30	47
Minnesota United	0	1	0	7	9	16

ROAD GOAL-SCORING TOTALS

TEAM	W	L	T	GF	AVG	GA	AVG
LA Galaxy	13	16	5	39	1.15	50	1.47
New York Red Bulls	8	17	6	38	1.23	51	1.65
FC Dallas	3	15	3	19	0.90	45	2.14
Columbus Crew SC	5	17	5	20	0.74	46	1.70
New England Revolution	5	13	3	20	0.95	37	1.76
Chicago Fire	4	13	3	18	0.90	26	1.30
D.C. United	11	10	1	23	1.05	33	1.50
Sporting Kansas City	2	17	7	22	0.85	44	1.69
Colorado Rapids	4	15	2	22	1.05	40	1.90
San Jose Earthquakes	6	9	0	16	1.07	26	1.73
Real Salt Lake	3	8	5	16	1.00	30	1.88
Toronto FC	4	3	1	14	1.75	12	1.50
Seattle Sounders FC	4	10	3	14	0.82	23	1.35
Houston Dynamo	6	8	4	18	1.00	23	1.28
Philadelphia Union	0	4	0	2	0.50	9	2.25
Portland Timbers	5	4	2	18	1.64	18	1.64
Chivas USA	0	4	0	0	0.00	5	1.25
Vancouver Whitecaps FC	0	3	1	2	0.50	6	1.50
Montreal Impact	2	3	0	9	1.80	14	2.80
Tampa Bay Mutiny	1	4	0	5	1.00	13	2.60
New York City FC	0	3	0	2	0.67	9	3.00
Miami Fusion	0	4	0	1	0.25	11	2.75
Atlanta United	1	1	0	1	0.50	1	0.50

SECOND-HALF GOAL-SCORING TOTALS

TEAM	W	L	T	GF	AVG	GA	AVG
LA Galaxy	45	23	7	62	0.83	42	0.56
D.C. United	26	15	7	43	0.90	31	0.65
New York Red Bulls	19	28	8	39	0.71	46	0.84
Columbus Crew SC	19	24	7	37	0.74	39	0.78
Sporting Kansas City	18	22	10	35	0.70	42	0.84
Seattle Sounders FC	19	12	6	34	0.92	18	0.49
FC Dallas	14	23	8	34	0.76	43	0.96
New England Revolution	17	17	9	27	0.63	28	0.65
Chicago Fire	21	17	6	24	0.55	22	0.50
Houston Dynamo	16	10	7	21	0.64	13	0.39
San Jose Earthquakes	12	12	1	19	0.76	23	0.92
Real Salt Lake	9	10	8	17	0.63	20	0.74
Toronto FC	10	4	2	17	1.06	9	0.56
Colorado Rapids	12	22	5	16	0.41	29	0.74
Portland Timbers	8	6	5	15	0.79	16	0.84
Montreal Impact	6	3	0	8	0.89	8	0.89
Atlanta United	6	2	1	6	0.67	2	0.22
Tampa Bay Mutiny	2	9	0	5	0.45	15	1.36
Vancouver Whitecaps FC	1	4	2	5	0.71	6	0.86
New York City FC	2	6	0	4	0.50	11	1.38
Los Angeles FC	1	2	0	4	1.33	5	1.67
Philadelphia Union	1	5	0	4	0.67	4	0.67
Miami Fusion	3	7	0	4	0.40	4	0.40
Chivas USA	1	4	3	3	0.38	6	0.75
Minnesota United	0	1	0	1	1.00	2	2.00

TEAM TOTAL SHOTS AGAINST

TEAM	W	L	T	1st	2nd/OT	TOT
Minnesota United	0	1	0	4	9	13
Los Angeles FC	1	2	0	12	19	31
Philadelphia Union	1	5	0	41	30	71
New York City FC	2	6	0	45	46	91
Vancouver Whitecaps FC	1	4	2	41	51	92
Atlanta United	6	2	1	32	61	93
Chivas USA	1	4	3	53	54	107
Montreal Impact	6	3	0	44	81	125
Miami Fusion	3	7	0	83	59	142
Tampa Bay Mutiny	2	9	0	73	72	145
Toronto FC	10	4	2	63	128	191
Portland Timbers	8	6	5	110	140	250
San Jose Earthquakes	12	12	1	145	163	308
Real Salt Lake	9	10	8	155	207	362
Houston Dynamo	16	10	7	166	238	404
Seattle Sounders FC	19	12	6	215	250	465
Chicago Fire	21	17	6	211	263	474
Colorado Rapids	12	22	5	216	274	490
Sporting Kansas City	18	22	10	256	311	567
FC Dallas	14	23	8	249	330	579
D.C. United	26	15	7	240	349	589
New England Revolution	17	17	9	286	361	647
Columbus Crew SC	19	24	7	300	357	657
New York Red Bulls	19	28	8	286	374	660
LA Galaxy	45	23	7	396	538	934

RECORD WHEN SCORING FIRST GOAL

TEAM	W	L	T	PCT
Toronto FC	8	0	0	1.000
Miami Fusion	2	0	0	1.000
New York City FC	2	0	0	1.000
San Jose Earthquakes	9	0	1	.950
Seattle Sounders FC	16	1	0	.941
Columbus Crew SC	16	2	0	.889
LA Galaxy	38	4	2	.886
Atlanta United	6	1	0	.857
D.C. United	20	2	4	.846
Montreal Impact	5	1	0	.833
Houston Dynamo	10	2	1	.808
Real Salt Lake	7	1	2	.800
Chicago Fire	19	5	2	.769
New York Red Bulls	16	4	6	.731
New England Revolution	14	4	4	.727
Colorado Rapids	8	3	1	.708
Portland Timbers	6	2	2	.700
Sporting Kansas City	16	7	3	.673
Tampa Bay Mutiny	2	1	0	.667
Chivas USA	1	0	2	.667
FC Dallas	9	7	4	.550
Vancouver Whitecaps FC	1	1	0	.500
Los Angeles FC	1	1	0	.500

RECORD WHEN LEADING AT THE HALF

TEAM	W	L	T	PCT
Atlanta United	5	0	0	1.000
Los Angeles FC	1	0	0	1.000
Toronto FC	4	0	0	1.000
Seattle Sounders FC	7	0	0	1.000
Columbus Crew SC	11	0	0	1.000
Real Salt Lake	5	0	0	1.000
Miami Fusion	1	0	0	1.000
New York City FC	2	0	0	1.000
Chivas USA	1	0	0	1.000
Montreal Impact	3	0	0	1.000
Portland Timbers	7	0	0	1.000
Colorado Rapids	7	0	1	.938
San Jose Earthquakes	7	0	1	.938
D.C. United	11	1	0	.917
New England Revolution	11	1	1	.885
LA Galaxy	19	2	2	.870
Chicago Fire	14	2	1	.853
Sporting Kansas City	13	2	1	.844
Houston Dynamo	7	1	1	.833
New York Red Bulls	8	1	2	.818
FC Dallas	6	5	3	.536
Tampa Bay Mutiny	1	1	0	.500
Vancouver Whitecaps FC	1	1	0	.500

RECORD WHEN ALLOWING FIRST GOAL

TEAM	W	L	T	PCT
Houston Dynamo	6	8	3	.441
D.C. United	6	12	3	.357
LA Galaxy	7	16	5	.339
Portland Timbers	2	4	0	.333
Toronto FC	2	4	0	.333
Montreal Impact	1	2	0	.333
FC Dallas	5	16	2	.261
Real Salt Lake	2	9	3	.250
New England Revolution	3	12	3	.250
Colorado Rapids	5	18	2	.240
Seattle Sounders FC	3	11	1	.233
San Jose Clash/Earthquakes	3	12	0	.200
KC Wiz.-Sporting Kansas City	2	14	3	.184
Columbus Crew SC	3	22	4	.172
Philadelphia Union	1	5	0	.167
Miami Fusion	1	5	0	.167
Chicago Fire	2	12	1	.167
MetroStars-N.Y. Red Bulls	3	23	2	.143
Atlanta United	0	1	0	.000
Tampa Bay Mutiny	0	8	0	.000
Los Angeles FC	0	1	0	.000
New York City FC	0	6	0	.000
Vancouver Whitecaps FC	0	3	0	.000
Chivas USA	0	4	0	.000
Minnesota United	0	1	0	.000

RECORD WHEN TRAILING AT THE HALF

TEAM	W	L	T	PCT
Houston Dynamo	3	5	1	.389
LA Galaxy	4	13	2	.263
Chivas USA	0	1	1	.250
Portland Timbers	1	4	0	.200
D.C. United	2	11	2	.200
Real Salt Lake	0	4	2	.167
Philadelphia Union	1	5	0	.167
Seattle Sounders FC	1	8	1	.150
FC Dallas	1	11	1	.115
Sporting Kansas City	1	9	0	.100
Colorado Rapids	1	13	1	.100
New York Red Bulls	1	10	0	.091
Columbus Crew SC	1	16	1	.083
Chicago Fire	0	10	1	.045
New York City FC	0	4	0	.000
New England Revolution	0	7	0	.000
Vancouver Whitecaps FC	0	2	0	.000
Toronto FC	0	2	0	.000
Los Angeles FC	0	1	0	.000
Tampa Bay Mutiny	0	3	0	.000
San Jose Earthquakes	0	7	0	.000
Montreal Impact	0	2	0	.000
Miami Fusion	0	4	0	.000

TEAM WINNING STREAK LEADERS

TEAM	#	START	STOP
Atlanta United	3	11/04/2018	11/25/2018
Atlanta United	3	12/08/2018	10/24/2019
Chicago Fire	5	10/01/1998	10/25/1998
Chicago Fire	2	09/22/2000	09/26/2000
Chicago Fire	3	11/01/2003	11/14/2003
Colorado Rapids	4	10/04/1997	10/15/1997
Colorado Rapids	3	11/13/2010	10/27/2011
Columbus Crew SC	2	10/05/1997	10/08/1997
Columbus Crew SC	2	09/30/1998	10/03/1998
Columbus Crew SC	2	10/17/1999	10/22/1999
Columbus Crew SC	2	09/25/2002	09/28/2002
Columbus Crew SC	3	11/08/2008	11/23/2008
Columbus Crew SC	2	11/08/2015	11/22/2015
D.C. United	13	09/27/1996	10/11/1998
D.C. United	3	10/16/1999	10/31/1999
D.C. United	2	11/13/1999	11/21/1999
D.C. United	2	10/23/2004	10/30/2004
D.C. United	2	11/08/2014	10/28/2015
FC Dallas	2	10/05/1997	10/08/1997
Houston Dynamo	2	10/29/2006	11/05/2006
Houston Dynamo	3	11/02/2007	11/18/2007
Houston Dynamo	3	10/30/2011	11/06/2011
Houston Dynamo	2	10/31/2012	11/04/2012
Sporting Kansas City	2	10/06/2000	10/15/2000
Sporting Kansas City	2	10/30/2004	11/05/2004
Sporting Kansas City	2	10/30/2011	11/02/2011
LA Galaxy	4	09/29/1996	10/13/1996
LA Galaxy	2	10/01/1998	10/04/1998
LA Galaxy	3	10/17/1999	10/31/1999
LA Galaxy	2	09/14/2000	09/20/2000
LA Galaxy	2	10/13/2001	10/17/2001
LA Galaxy	5	10/02/2002	11/01/2003
LA Galaxy	2	11/05/2005	11/13/2005
LA Galaxy	2	11/08/2009	11/13/2009
LA Galaxy	2	10/31/2010	11/07/2010
LA Galaxy	5	10/30/2011	11/01/2012
LA Galaxy	2	11/07/2012	11/11/2012
LA Galaxy	2	12/01/2012	11/03/2013
LA Galaxy	2	11/09/2014	11/23/2014
LA Galaxy	2	10/26/2016	10/30/2016
New York Red Bulls	2	09/15/2000	09/20/2000
New York Red Bulls	2	11/09/2008	11/15/2008
New York Red Bulls	2	10/30/2014	11/02/2014
New York Red Bulls	2	11/01/2015	11/08/2015
Miami Fusion	2	09/29/2001	10/10/2001
Montreal Impact	2	10/29/2015	11/01/2015
Montreal Impact	4	10/27/2016	11/22/2016
New England Revolution	2	10/29/2005	11/06/2005
New England Revolution	2	10/28/2006	11/05/2006
New England Revolution	2	11/03/2007	11/08/2007
New England Revolution	3	11/01/2014	11/23/2014
New York City FC	2	11/05/2017	10/31/2018
Portland Timbers	2	11/02/2013	11/07/2013
Portland Timbers	2	11/08/2015	11/22/2015
Portland Timbers	2	10/31/2018	11/04/2018
Real Salt Lake	2	10/31/2009	11/05/2009
Real Salt Lake	3	11/07/2013	11/24/2013
San Jose Earthquakes	2	09/22/2001	09/26/2001
San Jose Earthquakes	3	10/14/2001	10/21/2001
San Jose Earthquakes	4	11/09/2003	10/24/2004
Seattle Sounders FC	2	11/18/2012	10/30/2013
Seattle Sounders FC	3	11/30/2014	11/01/2015
Seattle Sounders FC	2	10/27/2016	10/30/2016
Seattle Sounders FC	2	11/22/2016	11/27/2016
Seattle Sounders FC	3	11/02/2017	11/30/2017
Seattle Sounders FC	5	11/08/2018	
Toronto FC	3	10/26/2016	11/06/2016
Toronto FC	5	11/29/2017	10/30/2019

TEAM HOME WINNING STREAK LEADERS

TEAM	#	START	STOP
Atlanta United	5	11/11/2018	10/24/2019
Chicago Fire	10	10/01/1998	09/29/2001
Chicago Fire	3	09/29/2002	11/14/2003
Chicago Fire	4	10/22/2006	11/07/2009
Colorado Rapids	2	10/08/1997	10/15/1997
Colorado Rapids	3	10/28/2010	10/27/2011
Columbus Crew SC	4	09/30/1998	11/07/1999
Columbus Crew SC	3	11/08/2008	11/23/2008
Columbus Crew SC	2	11/08/2015	11/22/2015
D.C. United	12	09/27/1996	11/13/1999
D.C. United	2	11/08/2014	10/28/2015
FC Dallas	3	10/16/1999	11/07/1999
FC Dallas	2	10/27/2007	10/30/2010
Houston Dynamo	4	10/29/2006	11/10/2007
Houston Dynamo	5	11/08/2009	10/31/2013
Sporting Kansas City	2	09/16/2000	09/24/2000
Sporting Kansas City	7	10/06/2000	11/05/2004
Sporting Kansas City	3	11/07/2012	11/23/2013
LA Galaxy	3	09/29/1996	10/10/1996
LA Galaxy	3	10/17/1999	11/11/1999
LA Galaxy	2	09/20/2000	10/03/2000
LA Galaxy	2	09/29/2001	10/13/2001
LA Galaxy	8	09/25/2002	11/13/2009
LA Galaxy	4	11/03/2011	11/01/2012
LA Galaxy	8	11/11/2012	
New York Red Bulls	3	09/15/2000	09/26/2001
New York Red Bulls	2	10/30/2014	11/02/2014
New York Red Bulls	2	11/08/2015	11/29/2015
New York Red Bulls	2	11/11/2018	
Miami Fusion	3	09/22/2001	10/10/2001
Montreal Impact	4	10/29/2015	
New England Revolution	3	09/19/2000	10/02/2002
New England Revolution	3	10/23/2004	11/06/2005
New England Revolution	2	11/03/2007	11/08/2007
New England Revolution	3	11/01/2009	11/09/2014
New York City FC	2	11/05/2017	10/31/2018
Real Salt Lake	2	11/07/2013	11/10/2013
San Jose Earthquakes	3	09/26/1996	10/14/2001
San Jose Earthquakes	3	11/09/2003	10/24/2004
Seattle Sounders FC	2	11/18/2012	10/30/2013
Seattle Sounders FC	12	11/30/2014	
Toronto FC	3	10/26/2016	11/30/2016
Toronto FC	3	11/29/2017	

TEAM ROAD WINNING STREAK LEADERS

TEAM	#	START	STOP
Chicago Fire	2	10/05/1998	10/10/1998
Chicago Fire	2	11/01/2003	10/30/2005
Colorado Rapids	2	10/04/1997	10/12/1997
D.C. United	5	10/12/1996	10/04/1998
D.C. United	2	10/23/2004	11/14/2004
Houston Dynamo	2	10/30/2011	11/06/2011
LA Galaxy	2	10/09/2002	10/20/2002
LA Galaxy	2	11/05/2005	11/13/2005
LA Galaxy	3	10/31/2010	11/07/2012
New York Red Bulls	2	11/09/2008	11/15/2008
New York Red Bulls	2	10/30/2010	10/26/2011
New York Red Bulls	2	10/25/2017	11/05/2017
Montreal Impact	2	10/27/2016	11/06/2016
New England Revolution	2	10/09/2002	11/01/2003
New England Revolution	2	11/01/2014	11/23/2014
San Jose Earthquakes	2	10/17/2001	10/21/2001
Toronto FC	2	10/23/2019	10/30/2019

TEAM UNDEFEATED STREAK LEADERS

TEAM	#	START	STOP
Atlanta United	4	10/26/2017	11/25/2018
Atlanta United	3	12/08/2018	10/24/2019
Chicago Fire	5	10/01/1998	10/25/1998
Chicago Fire	2	09/22/2000	09/26/2000
Chicago Fire	4	09/20/2001	10/10/2001
Chicago Fire	3	11/01/2003	11/14/2003
Chicago Fire	2	10/21/2005	10/30/2005
Chicago Fire	2	10/25/2007	11/01/2007
Chicago Fire	2	10/30/2008	11/06/2008
Chicago Fire	2	11/07/2009	11/14/2009
Chivas USA	2	11/08/2008	11/01/2009
Colorado Rapids	4	10/04/1997	10/15/1997
Colorado Rapids	2	09/28/2002	10/02/2002
Colorado Rapids	2	10/22/2005	10/29/2005
Colorado Rapids	3	11/13/2010	10/27/2011
Columbus Crew SC	2	10/05/1997	10/08/1997
Columbus Crew SC	2	09/30/1998	10/03/1998
Columbus Crew SC	2	10/17/1999	10/22/1999
Columbus Crew SC	3	09/25/2002	10/06/2002
Columbus Crew SC	5	10/31/2004	11/23/2008
Columbus Crew SC	2	11/08/2015	11/22/2015
Columbus Crew SC	2	10/26/2017	10/31/2017
Columbus Crew SC	2	11/01/2018	11/04/2018
D.C. United	13	09/27/1996	10/11/1998
D.C. United	3	10/16/1999	10/31/1999
D.C. United	2	11/13/1999	11/21/1999
D.C. United	5	10/23/2004	10/21/2005
D.C. United	2	10/21/2006	10/29/2006
D.C. United	3	11/01/2007	11/08/2012
D.C. United	2	11/08/2014	10/28/2015
FC Dallas	2	10/05/1997	10/08/1997
FC Dallas	4	10/02/2002	10/21/2006
FC Dallas	3	10/30/2010	11/14/2010
FC Dallas	3	10/29/2014	11/10/2014
Houston Dynamo	3	10/29/2006	11/12/2006
Houston Dynamo	4	11/02/2007	11/01/2008
Houston Dynamo	2	10/29/2009	11/08/2009
Houston Dynamo	3	10/30/2011	11/06/2011
Houston Dynamo	2	10/31/2012	11/04/2012
Houston Dynamo	2	11/11/2012	11/18/2012
Houston Dynamo	4	10/31/2013	11/09/2013
Houston Dynamo	3	10/26/2017	11/05/2017
Sporting Kansas City	4	09/16/2000	09/29/2000
Sporting Kansas City	2	10/06/2000	10/15/2000
Sporting Kansas City	2	11/04/2003	11/08/2003
Sporting Kansas City	2	10/30/2004	11/05/2004
Sporting Kansas City	2	10/27/2007	11/03/2007
Sporting Kansas City	2	10/30/2011	11/02/2011
Sporting Kansas City	4	11/06/2013	12/07/2013
Sporting Kansas City	3	11/04/2018	11/25/2018
LA Galaxy	4	09/29/1996	10/13/1996
LA Galaxy	2	10/01/1998	10/04/1998
LA Galaxy	3	10/17/1999	10/31/1999
LA Galaxy	4	09/14/2000	10/03/2000
LA Galaxy	4	09/29/2001	10/17/2001
LA Galaxy	5	10/02/2002	11/01/2003
LA Galaxy	10	10/23/2005	11/07/2010
LA Galaxy	5	10/30/2011	11/01/2012
LA Galaxy	2	11/07/2012	11/11/2012
LA Galaxy	2	12/01/2012	11/03/2013
LA Galaxy	3	11/01/2014	11/23/2014
LA Galaxy	2	10/26/2016	10/30/2016
New York Red Bulls	2	09/15/2000	09/20/2000
New York Red Bulls	2	09/23/2001	09/26/2001
New York Red Bulls	2	10/29/2006	10/27/2007
New York Red Bulls	3	11/01/2008	11/15/2008
New York Red Bulls	2	10/30/2014	11/02/2014
New York Red Bulls	3	11/29/2014	11/08/2015
Miami Fusion	2	09/29/2001	10/10/2001
Montreal Impact	2	10/29/2015	11/01/2015
Montreal Impact	4	10/27/2016	11/22/2016
New England Revolution	4	10/02/2002	10/12/2002
New England Revolution	2	11/01/2003	11/09/2003
New England Revolution	3	10/23/2004	11/06/2004
New England Revolution	2	10/29/2005	11/06/2005
New England Revolution	6	10/28/2006	11/08/2007
New England Revolution	4	11/01/2014	11/29/2014
New York City FC	2	11/05/2017	10/31/2018
Portland Timbers	2	11/02/2013	11/07/2013
Portland Timbers	7	10/29/2015	10/30/2017
Portland Timbers	2	10/31/2018	11/04/2018
Portland Timbers	2	11/25/2018	11/29/2018
Real Salt Lake	2	11/01/2008	11/08/2008
Real Salt Lake	4	10/31/2009	11/22/2009
Real Salt Lake	2	11/06/2010	10/29/2011
Real Salt Lake	5	11/07/2013	11/01/2014
Real Salt Lake	2	11/01/2018	11/04/2018
San Jose Earthquakes	2	09/22/2001	09/26/2001
San Jose Earthquakes	3	10/14/2001	10/21/2001
San Jose Earthquakes	4	11/09/2003	10/24/2004
Seattle Sounders FC	3	11/02/2011	11/08/2012
Seattle Sounders FC	2	11/18/2012	10/30/2013
Seattle Sounders FC	2	11/02/2014	11/10/2014
Seattle Sounders FC	3	11/30/2014	11/01/2015
Seattle Sounders FC	2	10/27/2016	10/30/2016
Seattle Sounders FC	7	11/22/2016	11/30/2017
Seattle Sounders FC	5	11/08/2018	
Toronto FC	3	10/26/2016	11/06/2016
Toronto FC	3	11/30/2016	10/30/2017

Toronto FC	6	11/21/2017	10/30/2019
Vancouver Whitecaps FC	2	10/25/2017	10/29/2017

TEAM HOME UNDEFEATED STREAK LEADERS

TEAM	#	START	STOP
Atlanta United	6	10/26/2017	10/24/2019
Chicago Fire	11	10/01/1998	10/10/2001
Chicago Fire	3	09/29/2002	11/14/2003
Chicago Fire	6	10/21/2005	11/14/2009
Chivas USA	4	10/22/2006	
Colorado Rapids	2	10/08/1997	10/15/1997
Colorado Rapids	2	09/20/2000	09/28/2002
Colorado Rapids	3	11/04/2003	10/22/2005
Colorado Rapids	3	10/28/2010	10/27/2011
Columbus Crew SC	4	09/30/1998	11/07/1999
Columbus Crew SC	4	10/31/2004	11/23/2008
Columbus Crew SC	2	11/08/2015	11/22/2015
Columbus Crew SC	3	10/31/2017	
D.C. United	12	09/27/1996	11/13/1999
D.C. United	2	10/30/2004	11/06/2004
D.C. United	5	11/01/2007	10/28/2015
FC Dallas	3	10/16/1999	11/07/1999
FC Dallas	4	09/23/2001	10/29/2005
FC Dallas	2	10/27/2007	10/30/2010
FC Dallas	5	10/29/2014	11/06/2016
Houston Dynamo	4	10/29/2006	11/10/2007
Houston Dynamo	9	11/08/2009	10/30/2017
Sporting Kansas City	10	09/16/2000	11/05/2004
Sporting Kansas City	3	10/27/2007	11/02/2011
Sporting Kansas City	5	11/07/2012	11/11/2018
LA Galaxy	3	09/29/1996	10/10/1996
LA Galaxy	3	10/17/1999	11/11/1999
LA Galaxy	5	09/20/2000	10/13/2001
LA Galaxy	10	09/25/2002	11/07/2010
LA Galaxy	4	11/03/2011	11/01/2012
LA Galaxy	8	11/11/2012	
New York Red Bulls	3	09/15/2000	09/26/2001
New York Red Bulls	2	10/27/2007	11/01/2008
New York Red Bulls	2	10/30/2014	11/02/2014
New York Red Bulls	2	11/08/2015	11/29/2015
New York Red Bulls	2	11/11/2018	
Miami Fusion	3	09/22/2001	10/10/2001
Montreal Impact	4	10/29/2015	
New England Revolution	5	09/19/2000	10/12/2002
New England Revolution	4	11/09/2003	11/06/2005
New England Revolution	4	10/28/2006	11/08/2007
New England Revolution	5	10/30/2008	
New York City FC	2	11/05/2017	10/31/2018
Portland Timbers	3	10/29/2015	11/22/2015
Portland Timbers	2	11/04/2018	
Real Salt Lake	3	10/31/2009	10/29/2011
Real Salt Lake	5	11/07/2013	
San Jose Earthquakes	3	09/26/1996	10/14/2001
San Jose Earthquakes	4	11/09/2003	10/29/2005
Seattle Sounders FC	4	11/02/2011	10/30/2013
Seattle Sounders FC	13	11/10/2014	
Toronto FC	4	10/26/2016	12/10/2016
Toronto FC	3	11/29/2017	
Vancouver Whitecaps FC	2	10/25/2017	

TEAM ROAD UNDEFEATED STREAK LEADERS

TEAM	#	START	STOP
Chicago Fire	2	10/05/1998	10/10/1998
Chicago Fire	2	11/01/2003	10/30/2005
Colorado Rapids	2	10/04/1997	10/12/1997
Colorado Rapids	2	10/29/2005	10/28/2006
Columbus Crew SC	3	09/25/2002	10/12/2002
D.C. United	5	10/12/1996	10/04/1998
D.C. United	4	10/23/2004	10/21/2006
FC Dallas	2	10/22/2005	10/21/2006
FC Dallas	3	11/06/2010	11/10/2014
Houston Dynamo	3	11/18/2007	10/29/2009
Houston Dynamo	2	10/30/2011	11/06/2011
Sporting Kansas City	2	11/04/2018	
LA Galaxy	2	09/14/2000	09/29/2000
LA Galaxy	2	10/10/2001	10/17/2001
LA Galaxy	2	10/09/2002	10/20/2002
LA Galaxy	7	10/29/2005	11/07/2012
New York Red Bulls	2	11/09/2008	11/15/2008
New York Red Bulls	2	10/30/2010	10/26/2011
New York Red Bulls	2	11/03/2012	11/03/2013
New York Red Bulls	2	11/29/2014	11/01/2015
New York Red Bulls	2	10/25/2017	11/05/2017
Montreal Impact	2	10/27/2016	11/06/2016
New England Revolution	2	10/09/2002	11/01/2003
New England Revolution	2	10/31/2004	11/06/2004
New England Revolution	2	11/05/2006	10/27/2007
New England Revolution	2	11/01/2014	11/23/2014
Portland Timbers	5	11/08/2015	10/31/2018
Real Salt Lake	4	11/08/2008	11/22/2009
Real Salt Lake	2	11/24/2013	12/07/2013
San Jose Earthquakes	2	10/17/2001	10/21/2001
Seattle Sounders FC	4	11/27/2016	11/21/2017
Toronto FC	4	10/30/2017	10/30/2019

TEAM LOSING STREAK LEADERS

TEAM	#	START	STOP
Chicago Fire	3	10/13/2001	09/26/2002
Chicago Fire	2	11/13/2008	11/01/2009
Chicago Fire	2	10/31/2012	
Chivas USA	2	10/29/2006	10/27/2007
Colorado Rapids	6	10/26/1997	09/16/2000
Colorado Rapids	2	09/24/2000	09/25/2002
Colorado Rapids	2	10/05/2002	10/09/2002
Colorado Rapids	2	11/05/2005	10/21/2006
Colorado Rapids	4	10/30/2011	10/30/2016
Colorado Rapids	2	11/22/2016	
Columbus Crew SC	2	10/12/1997	10/15/1997
Columbus Crew SC	3	11/13/1999	09/26/2001
Columbus Crew SC	3	10/31/2009	10/28/2010
Columbus Crew SC	4	10/27/2011	11/01/2015
Columbus Crew SC	2	11/29/2015	12/06/2015
D.C. United	2	11/01/2003	11/09/2003
D.C. United	2	11/05/2006	10/25/2007
D.C. United	3	11/01/2015	10/27/2016
FC Dallas	4	10/12/1997	10/04/1998
FC Dallas	4	11/11/1999	09/20/2001
FC Dallas	2	11/21/2010	10/26/2011
FC Dallas	2	10/31/2018	
Houston Dynamo	2	11/21/2017	
Sporting Kansas City	4	10/10/1996	10/08/1997
Sporting Kansas City	2	09/29/2001	09/25/2002
Sporting Kansas City	2	11/15/2003	10/24/2004
Sporting Kansas City	2	11/06/2011	11/04/2012
Sporting Kansas City	2	10/27/2016	10/26/2017
LA Galaxy	3	10/20/1996	10/08/1997
LA Galaxy	2	10/10/1998	10/16/1998
LA Galaxy	2	11/09/2003	10/22/2004
New York Red Bulls	4	09/27/1996	10/03/1998
New York Red Bulls	2	09/29/2001	11/01/2003
New York Red Bulls	2	10/23/2004	10/30/2004
New York Red Bulls	2	10/29/2005	10/21/2006
New York Red Bulls	2	10/30/2011	11/03/2011
New York Red Bulls	2	11/08/2014	11/23/2014
New York Red Bulls	2	10/30/2016	11/06/2016
Miami Fusion	4	09/30/1998	10/24/1999
Miami Fusion	2	10/14/2001	
New England Revolution	3	10/05/1997	09/15/2000
New England Revolution	2	11/13/2005	10/22/2006
New England Revolution	3	12/07/2014	
New York City FC	3	10/30/2016	10/31/2017
New York City FC	3	11/04/2018	
Philadelphia Union	4	10/30/2011	10/31/2018
Portland Timbers	2	11/10/2013	11/24/2013
Portland Timbers	2	12/08/2018	
Real Salt Lake	2	11/02/2011	11/06/2011
Real Salt Lake	2	11/08/2012	11/03/2013
Real Salt Lake	2	11/09/2014	10/26/2016
San Jose Earthquakes	2	09/29/1996	10/02/1996
San Jose Earthquakes	3	09/25/2002	11/01/2003
San Jose Earthquakes	2	10/30/2004	10/23/2005
San Jose Earthquakes	2	11/07/2012	
Seattle Sounders FC	4	11/08/2009	10/29/2011
Seattle Sounders FC	2	11/02/2013	11/07/2013
Seattle Sounders FC	2	12/09/2017	11/04/2018
Tampa Bay Mutiny	8	10/10/1996	
Vancouver Whitecaps FC	2	11/01/2012	10/29/2014

TEAM ROAD LOSING STREAK LEADERS

TEAM	#	START	STOP
Chicago Fire	5	10/16/1999	10/15/2000
Chicago Fire	3	10/13/2001	10/02/2002
Chicago Fire	2	11/06/2005	10/28/2006
Chicago Fire	2	11/13/2008	
Chivas USA	4	10/29/2006	
Colorado Rapids	6	10/26/1997	09/25/2002
Colorado Rapids	3	10/05/2002	10/30/2004
Colorado Rapids	2	11/05/2006	11/06/2010
Colorado Rapids	4	11/02/2011	
Columbus Crew SC	2	10/11/1998	10/21/1998
Columbus Crew SC	3	10/31/1999	09/26/2001
Columbus Crew SC	6	10/31/2009	11/29/2015
Columbus Crew SC	2	11/05/2017	11/29/2017
D.C. United	2	10/18/1998	10/25/1998
D.C. United	4	11/11/2012	
FC Dallas	9	10/15/1997	09/28/2002
FC Dallas	4	11/01/2015	
Sporting Kansas City	2	10/10/1996	10/08/1997
Sporting Kansas City	5	10/03/2000	10/02/2002
Sporting Kansas City	2	11/15/2003	10/24/2004
Sporting Kansas City	2	11/10/2007	11/08/2008
Sporting Kansas City	2	11/04/2012	11/02/2013
Sporting Kansas City	2	10/27/2016	10/26/2017
LA Galaxy	2	10/06/2000	09/26/2001
LA Galaxy	3	11/09/2003	11/05/2004
LA Galaxy	2	11/18/2012	11/07/2013
LA Galaxy	3	11/30/2014	11/06/2016
New York Red Bulls	3	09/27/1996	09/30/1998
New York Red Bulls	2	09/26/2000	10/06/2000
New York Red Bulls	2	10/30/2004	10/29/2005
New York Red Bulls	2	11/22/2015	10/30/2016
New York Red Bulls	3	11/04/2018	
Miami Fusion	4	09/30/1998	
Montreal Impact	2	10/31/2013	11/08/2015
New England Revolution	4	10/05/1997	09/29/2002
New England Revolution	2	10/22/2005	10/22/2006
New England Revolution	3	11/06/2008	11/06/2013
New England Revolution	3	12/07/2014	
New York City FC	3	10/30/2016	
Philadelphia Union	4	11/03/2011	
Portland Timbers	2	12/08/2018	
Real Salt Lake	3	10/30/2010	11/06/2011
Real Salt Lake	2	11/09/2014	10/26/2016
Real Salt Lake	2	11/11/2018	
San Jose Earthquakes	2	09/29/1996	10/02/1996
San Jose Earthquakes	2	09/28/2002	11/01/2003
San Jose Earthquakes	2	10/30/2004	10/23/2005
Seattle Sounders FC	3	11/08/2009	10/29/2011
Seattle Sounders FC	2	11/11/2012	11/07/2013
Seattle Sounders FC	3	11/23/2014	11/06/2016
Seattle Sounders FC	2	12/09/2017	11/04/2018
Tampa Bay Mutiny	4	10/10/1996	
Vancouver Whitecaps FC	2	11/01/2012	10/29/2014

TEAM HOME LOSING STREAK LEADERS

TEAM	#	START	STOP
Chicago Fire	2	10/31/2012	
Colorado Rapids	2	10/05/1998	10/24/1999
Colorado Rapids	2	11/05/2005	10/21/2006
D.C. United	2	11/01/2015	10/27/2016
FC Dallas	2	10/12/1997	10/04/1998
FC Dallas	2	11/21/2010	10/26/2011
Sporting Kansas City	2	10/13/1996	10/04/1997
LA Galaxy	2	10/20/1996	10/05/1997
New York Red Bulls	2	11/01/2003	10/23/2004
New York Red Bulls	4	11/04/2010	11/06/2013
New York Red Bulls	2	11/06/2016	10/30/2017
Miami Fusion	2	10/04/1998	10/24/1999
New York City FC	2	11/04/2018	
San Jose Earthquakes	2	10/30/2010	
Tampa Bay Mutiny	4	10/12/1996	

TEAM WINLESS STREAK LEADERS

TEAM	#	START	STOP
Chicago Fire	4	10/10/2001	09/26/2002
Chicago Fire	2	11/23/2003	10/21/2005
Chicago Fire	3	11/01/2007	10/30/2008
Chicago Fire	2	11/13/2008	11/01/2009
Chicago Fire	3	11/14/2009	
Chivas USA	7	10/29/2006	
Colorado Rapids	9	10/26/1997	09/25/2002
Colorado Rapids	5	10/02/2002	11/08/2003
Colorado Rapids	5	10/30/2004	10/21/2006
Colorado Rapids	4	10/30/2011	10/30/2016
Colorado Rapids	2	11/22/2016	
Columbus Crew SC	2	10/12/1997	10/15/1997
Columbus Crew SC	3	11/13/1999	09/26/2001
Columbus Crew SC	6	10/06/2002	11/01/2008
Columbus Crew SC	3	10/31/2009	10/28/2010
Columbus Crew SC	4	10/27/2011	11/01/2015
Columbus Crew SC	3	11/29/2015	10/26/2017
Columbus Crew SC	4	11/05/2017	11/01/2018
D.C. United	2	11/01/2003	11/09/2003
D.C. United	2	10/21/2005	10/30/2005
D.C. United	5	10/29/2006	11/03/2012
D.C. United	3	11/11/2012	11/02/2014
D.C. United	5	11/01/2015	
FC Dallas	4	10/12/1997	10/04/1998
FC Dallas	6	11/11/1999	09/29/2001
FC Dallas	4	09/28/2002	10/29/2005
FC Dallas	2	11/21/2010	10/26/2011
FC Dallas	3	11/02/2014	11/01/2015
FC Dallas	3	11/22/2015	10/30/2016
FC Dallas	2	10/31/2018	
Houston Dynamo	2	11/12/2006	10/27/2007
Houston Dynamo	3	11/01/2008	10/29/2009
Houston Dynamo	2	11/18/2012	12/01/2012
Houston Dynamo	2	11/09/2013	11/23/2013
Houston Dynamo	2	11/21/2017	
Sporting Kansas City	4	10/10/1996	10/08/1997
Sporting Kansas City	2	09/29/2000	10/03/2000
Sporting Kansas City	2	09/29/2001	09/25/2002
Sporting Kansas City	2	10/02/2002	11/04/2003
Sporting Kansas City	2	11/15/2003	10/24/2004
Sporting Kansas City	4	11/03/2007	11/08/2008
Sporting Kansas City	2	11/06/2011	11/04/2012
Sporting Kansas City	6	12/07/2013	11/04/2018
Sporting Kansas City	2	11/25/2018	
LA Galaxy	3	10/20/1996	10/08/1997
LA Galaxy	2	10/10/1998	10/16/1998
LA Galaxy	3	10/06/2000	09/26/2001
LA Galaxy	2	11/09/2003	10/22/2004
LA Galaxy	2	11/07/2013	11/01/2014
New York Red Bulls	4	09/27/1996	10/03/1998
New York Red Bulls	2	10/06/2000	09/23/2001
New York Red Bulls	5	09/29/2001	10/30/2004
New York Red Bulls	6	10/29/2005	11/01/2008
New York Red Bulls	6	10/30/2011	11/06/2013
New York Red Bulls	3	11/08/2014	11/29/2014
New York Red Bulls	2	10/30/2016	11/06/2016
Miami Fusion	4	09/30/1998	10/24/1999
Miami Fusion	2	10/14/2001	
New England Revolution	3	10/05/1997	09/15/2000
New England Revolution	2	10/12/2002	10/20/2002
New England Revolution	2	11/09/2003	11/14/2003
New England Revolution	3	10/31/2004	10/22/2005
New England Revolution	2	11/13/2005	10/22/2006
New England Revolution	2	11/12/2006	10/27/2007
New England Revolution	3	11/18/2007	11/06/2008
New England Revolution	4	11/29/2014	
New York City FC	3	10/30/2016	10/31/2017
New York City FC	3	11/04/2018	
Philadelphia Union	4	10/30/2011	10/31/2018
Portland Timbers	4	11/10/2013	11/01/2015
Portland Timbers	2	10/30/2017	11/05/2017
Portland Timbers	2	11/08/2018	11/25/2018
Portland Timbers	2	12/08/2018	
Real Salt Lake	2	11/08/2008	11/15/2008
Real Salt Lake	4	11/14/2009	11/06/2010
Real Salt Lake	5	11/02/2011	11/03/2013
Real Salt Lake	4	12/07/2013	10/26/2016
Real Salt Lake	2	11/04/2018	11/11/2018
San Jose Earthquakes	2	09/29/1996	10/02/1996
San Jose Earthquakes	3	09/25/2002	11/01/2003
San Jose Earthquakes	4	10/30/2004	10/30/2010
San Jose Earthquakes	2	11/07/2012	
Seattle Sounders FC	5	10/29/2009	10/29/2011
Seattle Sounders FC	5	11/02/2013	11/23/2014
Seattle Sounders FC	2	12/10/2016	10/29/2017
Seattle Sounders FC	2	12/09/2017	11/04/2018
Tampa Bay Mutiny	8	10/10/1996	
Toronto FC	2	11/05/2017	11/21/2017
Vancouver Whitecaps FC	4	11/01/2012	11/08/2015
Vancouver Whitecaps FC	2	10/29/2017	

TEAM HOME WINLESS STREAK LEADERS

TEAM	#	START	STOP
Chicago Fire	2	10/10/2001	10/17/2001
Chicago Fire	2	11/23/2003	10/21/2005
Chicago Fire	3	11/14/2009	
Chivas USA	3	11/03/2007	
Colorado Rapids	3	10/05/1998	09/20/2000
Colorado Rapids	2	10/09/2002	11/04/2003
Colorado Rapids	3	10/22/2005	10/21/2006
Columbus Crew SC	2	10/09/2002	10/31/2004
D.C. United	7	11/06/2004	11/18/2012
D.C. United	3	11/01/2015	
FC Dallas	2	10/12/1997	10/04/1998
FC Dallas	2	09/20/2000	09/23/2001
FC Dallas	3	10/02/2002	10/28/2006
FC Dallas	2	11/21/2010	10/26/2011
Houston Dynamo	2	11/03/2013	11/09/2013
Houston Dynamo	2	10/30/2017	
Sporting Kansas City	2	10/13/1996	10/04/1997
LA Galaxy	2	10/20/1996	10/05/1997
New York Red Bulls	2	11/01/2003	10/23/2004
New York Red Bulls	7	10/21/2006	11/06/2013
New York Red Bulls	2	11/06/2016	10/30/2017
Miami Fusion	2	10/04/1998	10/24/1999
New England Revolution	4	10/06/2002	11/09/2003
New England Revolution	2	11/18/2007	10/30/2008
New York City FC	2	11/04/2018	
Portland Timbers	3	11/24/2013	11/01/2015
Real Salt Lake	2	11/01/2014	11/04/2018
San Jose Earthquakes	3	10/29/2005	
Seattle Sounders FC	2	10/29/2009	10/31/2010
Seattle Sounders FC	2	11/02/2013	11/10/2014
Tampa Bay Mutiny	4	10/12/1996	
Toronto FC	2	12/10/2016	11/05/2017

TEAM ROAD WINLESS STREAK LEADERS

TEAM	#	START	STOP
Chicago Fire	9	10/16/1999	10/02/2002
Chicago Fire	7	11/06/2005	
Chivas USA	4	10/29/2006	
Colorado Rapids	11	10/26/1997	10/29/2005
Colorado Rapids	2	11/05/2006	11/06/2010
Colorado Rapids	4	11/02/2011	
Columbus Crew SC	2	10/11/1998	10/21/1998
Columbus Crew SC	3	10/31/1999	09/26/2001
Columbus Crew SC	15	10/06/2002	
D.C. United	2	10/18/1998	10/25/1998
D.C. United	4	11/11/2012	
FC Dallas	10	10/15/1997	10/22/2005
FC Dallas	2	11/02/2007	11/06/2010
FC Dallas	5	11/10/2014	
Houston Dynamo	3	10/22/2006	10/27/2007
Houston Dynamo	3	11/01/2008	11/13/2009
Houston Dynamo	3	11/07/2012	12/01/2012
Sporting Kansas City	14	10/10/1996	11/08/2008
Sporting Kansas City	9	11/04/2012	
LA Galaxy	4	09/29/2000	10/10/2001
LA Galaxy	4	11/09/2003	10/29/2005
LA Galaxy	6	11/18/2012	11/06/2016
New York Red Bulls	3	09/27/1996	09/30/1998
New York Red Bulls	9	09/26/2000	11/03/2007
New York Red Bulls	5	11/03/2011	11/29/2014
New York Red Bulls	2	11/22/2015	10/30/2016
New York Red Bulls	3	11/04/2018	
Miami Fusion	4	09/30/1998	
Montreal Impact	2	10/31/2013	11/08/2015
New England Revolution	4	10/05/1997	09/29/2002
New England Revolution	5	11/14/2003	10/22/2006
New England Revolution	4	10/27/2007	11/06/2013
New England Revolution	3	12/07/2014	
New York City FC	3	10/30/2016	
Philadelphia Union	4	11/03/2011	
Portland Timbers	2	12/08/2018	
Real Salt Lake	7	11/14/2009	11/03/2013
Real Salt Lake	3	12/07/2013	10/26/2016
Real Salt Lake	2	11/11/2018	
San Jose Earthquakes	2	09/29/1996	10/02/1996
San Jose Earthquakes	2	09/28/2002	11/01/2003
San Jose Earthquakes	2	10/30/2004	10/23/2005
Seattle Sounders FC	3	11/08/2009	10/29/2011
Seattle Sounders FC	6	11/11/2012	11/06/2016
Seattle Sounders FC	2	12/10/2016	10/29/2017
Seattle Sounders FC	2	12/09/2017	11/04/2018
Tampa Bay Mutiny	4	10/10/1996	
Vancouver Whitecaps FC	4	11/01/2012	

OWN GOALS RECEIVED

DATE	REC TM	OFF TM	MIN	PLAYER
09/15/2000	CHI 2 vs NE	1	54	Mauricio Wright
11/23/2003	CHI 2 vs SJ	4	54	Chris Roner
10/30/2004	KC 3 vs SJ	0	48	Brian Ching
11/14/2004	DC 3 at KC	2	26	Alex Zotinca
11/21/2010	COL 2 at DAL	1	107	George John
11/03/2012	NY 1 at DC	1	65	Bill Hamid
11/03/2012	DC 1 vs NY	1	61	Roy Miller
11/01/2018	RSL 3 at LFC	2	69	Walker Zimmerman

PENALTY KICK SUMMARY

DATE	TM	OPP	SHOOTER	KEEPER	RES	MN
10/02/1996	DC 2 vs MET	1	Raul Diaz Arce	Tony Meola	G	89
10/02/1996	LA 2 vs SJ	0	Mauricio Cienfuegos	Dave Salzwedel	G	36
10/08/1997	NE 1 vs DC	2	Joe-Max Moore	Scott Garlick	G	72
09/30/1998	MET 3 at CLB	5	Mike Sorber	Juergen Sommer	G	60
10/01/1998	CHI 2 vs COL	1	Lubos Kubik	Marcus Hahnemann	G	50
10/05/1998	CHI 1 at COL	0	Lubos Kubik	Marcus Hahnemann	G	42
10/17/1999	LA 3 vs COL	0	Greg Vanney	Ian Feuer	G	52
10/27/1999	DAL 3 vs CHI	2	Jorge Rodriguez	Zach Thornton	G	84
11/11/1999	LA 3 vs DAL	1	Greg Vanney	Mark Dodd	G	3
11/11/1999	DAL 1 at LA	3	Jason Kreis	Kevin Hartman	G	89
09/14/2000	LA 1 at TB	0	Greg Vanney	Scott Garlick	G	61
09/15/2000	DAL 1 at MET	2	Oscar Pareja	Paul Grafer	S	56
09/19/2000	CHI 1 at NE	2	Hristo Stoitchkov	Jeff Causey	S	46+
09/20/2000	DAL 1 vs MET	2	Jorge Rodriguez	Paul Grafer	G	82
09/24/2000	COL 2 at KC	3	Paul Bravo	Tony Meola	G	94+
10/06/2000	KC 2 vs LA	0	Miklos Molnar	Kevin Hartman	G	21
09/22/2001	CLB 1 vs SJ	3	Robert Warzycha	Joe Cannon	G	54
09/26/2001	KC 3 vs MIA	0	Matt McKeon	Nick Rimando	G	31
10/10/2001	LA 1 at CHI	1	Luis Hernandez	Zach Thornton	S	44
09/25/2002	COL 2 at DAL	4	John Spencer	Matt Jordan	G	75
09/25/2002	LA 3 vs KC	2	Carlos Ruiz	Tony Meola	G	62
09/29/2002	CHI 2 vs NE	1	Ante Razov	Adin Brown	G	43
10/05/2002	COL 0 at LA	4	John Spencer	Kevin Hartman	S	37
11/09/2003	MET 1 at NE	1	Amado Guevara	Adin Brown	G	46+
11/23/2003	CHI 2 vs SJ	4	Ante Razov	Pat Onstad	S	57
10/31/2004	CLB 1 vs NE	1	Ross Paule	Matt Reis	S	24
10/31/2004	CLB 1 vs NE	1	Tony Sanneh	Matt Reis	S	73
11/06/2004	NE 3 at DC	3	Steve Ralston	Nick Rimando	G	44
11/14/2004	KC 2 vs DC	3	Josh Wolff	Nick Rimando	G	58
10/29/2005	DAL 2 vs COL	2	Carlos Ruiz	Joe Cannon	LP	112
10/22/2006	HOU 1 at CHV	2	Dwayne De Rosario	Brad Guzan	S	86
10/29/2006	HOU 2 vs CHV	0	Brad Davis	Brad Guzan	G	64
11/05/2006	COL 1 at HOU	3	Jovan Kirovski	Pat Onstad	G	4
11/08/2008	CHV 2 vs RSL	2	Sacha Kljestan	Nick Rimando	G	30
11/09/2008	NY 3 at HOU	0	Juan Pablo Angel	Pat Onstad	G	36
11/05/2009	RSL 3 at CLB	2	Robbie Findley	William Hesmer	G	47+
11/08/2009	LA 1 vs CHV	0	Landon Donovan	Zach Thornton	G	73
11/13/2009	LA 2 vs HOU	0	Landon Donovan	Pat Onstad	G	109
10/30/2011	KC 2 at COL	0	Teal Bunbury	Matt Pickens	G	59
11/02/2011	SEA 2 vs RSL	0	Oswaldo Alonso	Nick Rimando	G	56
11/03/2011	LA 2 vs NY	1	Landon Donovan	Frank Rost	G	75
11/06/2011	LA 3 vs RSL	1	Landon Donovan	Nick Rimando	G	23
11/03/2012	DC 1 vs NY	1	Chris Pontius	Luis Robles	S	33
11/08/2012	NY 0 vs DC	1	Kenny Cooper	Joe Willis	S	73
11/18/2012	LA 1 at SEA	2	Robbie Keane	Michael Gspurning	G	68
12/01/2012	LA 3 vs HOU	1	Landon Donovan	Tally Hall	G	65
12/01/2012	LA 3 vs HOU	1	Robbie Keane	Tally Hall	G	94+
11/07/2013	POR 3 vs SEA	2	Will Johnson	Michael Gspurning	G	29
11/01/2014	CLB 2 vs NE	4	Federico Higuain	Bobby Shuttleworth	G	94+
11/02/2014	DAL 1 vs SEA	1	Michel	Stefan Frei	G	34
11/08/2015	CLB 3 vs MTL	1	Kei Kamara	Evan Bush	S	68
11/06/2016	TOR 5 at NYC	0	Sebastian Giovinco	Eirik Johansen	G	20
11/06/2016	NYR 1 vs MTL	2	Sacha Kljestan	Evan Bush	S	21
11/22/2016	SEA 2 vs COL	1	Nicolas Lodeiro	Zac MacMath	G	61
10/30/2017	NYR 1 vs TOR	2	Daniel Royer	Alex Bono	G	48+
11/05/2017	NYC 2 vs CLB	0	David Villa	Zack Steffen	G	16
11/21/2017	SEA 2 at HOU	0	Nicolas Lodeiro	Joe Willis	S	29
11/29/2017	TOR 1 vs CLB	0	Victor Vazquez	Zack Steffen	S	26
11/08/2018	SEA 3 vs POR	2	Nicolas Lodeiro	Jeff Attinella	G	97
11/11/2018	ATL 3 vs NYC	1	Josef Martinez	Sean Johnson	G	25
11/11/2018	KC 4 vs RSL	2	Ilie Sanchez	Nick Rimando	G	67
10/23/2019	TOR 2 at NYC	1	Alejandro Pozuelo	Sean Johnson	G	90
10/30/2019	ATL 1 vs TOR	2	Josef Martinez	Quentin Westberg	S	11

* Played for more than one team; most recent team listed.

2020 FINAL MLS STANDINGS (PLAYOFF QUALIFICATION)

INCLUDES GAMES OF SUNDAY, November 08, 2020

	----- OVERALL -----							---- HOME ----						---- ROAD ----					
	GP	W	L	T	PTS	PPG	GF	GA	GD	W	L	T	GF	GA	W	L	T	GF	GA
EASTERN																			
Philadelphia Union	23	14	4	5	47	2.04	44	20	24	9	0	0	24	4	3	4	4	16	14
Toronto FC	23	13	5	5	44	1.91	33	26	7	7	2	1	14	6	5	3	2	13	15
Columbus Crew SC	23	12	6	5	41	1.78	36	21	15	9	1	0	20	6	0	5	5	9	15
Orlando City SC	23	11	4	8	41	1.78	40	25	15	6	1	3	22	11	3	3	4	12	11
New York City FC	23	12	8	3	39	1.70	37	25	12	7	2	0	23	9	4	4	3	12	12
New York Red Bulls	23	9	9	5	32	1.39	29	31	-2	5	4	1	13	12	3	3	4	15	15
Nashville SC	23	8	7	8	32	1.39	24	22	2	4	2	5	14	9	4	5	3	10	13
New England Revolution	23	8	7	8	32	1.39	26	25	1	2	3	5	10	11	5	4	1	14	13
Montreal Impact	23	8	13	2	26	1.13	33	43	-10	3	6	1	12	16	4	5	1	17	22
Inter Miami CF	23	7	13	3	24	1.04	25	35	-10	5	2	2	14	13	2	8	1	9	17
Chicago Fire FC	23	5	10	8	23	1.00	33	39	-6	4	2	3	21	13	0	6	5	10	21
Atlanta United	23	6	13	4	22	0.96	23	30	-7	4	4	2	10	9	2	6	2	13	18
D.C. United	23	5	12	6	21	0.91	25	41	-16	2	6	3	11	20	3	5	1	11	17
FC Cincinnati	23	4	15	4	16	0.70	12	36	-24	1	4	4	3	6	1	10	0	6	26
WESTERN																			
Sporting Kansas City	21	12	6	3	39	1.86	38	25	13	5	3	1	18	12	5	2	2	14	9
Seattle Sounders FC	22	11	5	6	39	1.77	44	23	21	7	1	2	27	10	3	3	3	13	11
Portland Timbers	23	11	6	6	39	1.70	46	35	11	5	4	2	19	17	4	2	3	21	14
Minnesota United FC	21	9	5	7	34	1.62	36	26	10	5	1	3	19	9	3	4	2	13	14
Colorado Rapids	18	8	6	4	28	1.56	32	28	4	3	1	2	13	8	5	3	1	15	13
FC Dallas	22	9	6	7	34	1.55	28	24	4	7	1	4	21	9	2	5	3	7	15
Los Angeles FC	22	9	8	5	32	1.45	47	39	8	7	2	2	28	13	1	6	1	8	19
San Jose Earthquakes	23	8	9	6	30	1.30	35	51	-16	4	2	5	17	18	2	7	0	12	30
Vancouver Whitecaps FC	23	9	14	0	27	1.17	27	44	-17	6	4	0	18	16	2	8	0	4	21
LA Galaxy	22	6	12	4	22	1.00	27	46	-19	4	5	1	14	20	2	5	2	9	17
Real Salt Lake	22	5	10	7	22	1.00	25	35	-10	3	4	3	12	16	1	5	3	11	17
Houston Dynamo	23	4	10	9	21	0.91	30	40	-10	3	3	4	14	12	1	6	3	11	22

2020 FINAL MLS STANDINGS AND LEADERS

Includes games of Sunday, November 08, 2020

	OVERALL					HOME					ROAD							
	GP	W	L	T	PTS	GF	GA	GD	W	L	T	GF	GA	W	L	T	GF	GA
East																		
Philadelphia Union	23	14	4	5	47	44	20	24	9	0	0	24	4	3	4	4	16	14
Toronto FC	23	13	5	5	44	33	26	7	7	2	1	14	6	5	3	2	13	15
Columbus Crew SC	23	12	6	5	41	36	21	15	9	1	0	20	6	0	5	5	9	15
Orlando City SC	23	11	4	8	41	40	25	15	6	1	3	22	11	3	3	4	12	11
New York City FC	23	12	8	3	39	37	25	12	7	2	0	23	9	4	4	3	12	12
New York Red Bulls	23	9	9	5	32	29	31	-2	5	4	1	13	12	3	3	4	15	15
Nashville SC	23	8	7	8	32	24	22	2	4	2	5	14	9	4	5	3	10	13
New England Revolution	23	8	7	8	32	26	25	1	2	3	5	10	11	5	4	1	14	13
Montreal Impact	23	8	13	2	26	33	43	-10	3	6	1	12	16	4	5	1	17	22
Inter Miami CF	23	7	13	3	24	25	35	-10	5	2	2	14	13	2	8	1	9	17
Chicago Fire	23	5	10	8	23	33	39	-6	4	2	3	21	13	0	6	5	10	21
Atlanta United	23	6	13	4	22	23	30	-7	4	4	2	10	9	2	6	2	13	18
D.C. United	23	5	12	6	21	25	41	-16	2	6	3	11	20	3	5	1	11	17
FC Cincinnati	23	4	15	4	16	12	36	-24	1	4	4	3	6	1	10	0	6	26
West																		
Sporting Kansas City	21	12	6	3	39	38	25	13	5	3	1	18	12	5	2	2	14	9
Seattle Sounders FC	22	11	5	6	39	44	23	21	7	1	2	27	10	3	3	3	13	11
Portland Timbers	23	11	6	6	39	46	35	11	5	4	2	19	17	4	2	3	21	14
Minnesota United	21	9	5	7	34	36	26	10	5	1	3	19	9	3	4	2	13	14
FC Dallas	22	9	6	7	34	28	24	4	7	1	4	21	9	2	5	3	7	15
Los Angeles FC	22	9	8	5	32	47	39	8	7	2	2	28	13	1	6	1	8	19
San Jose Earthquakes	23	8	9	6	30	35	51	-16	4	2	5	17	18	2	7	0	12	30
Colorado Rapids	18	8	6	4	28	32	28	4	3	1	2	13	8	5	3	1	15	13
Vancouver Whitecaps FC	23	9	14	0	27	27	44	-17	6	4	0	18	16	2	8	0	4	21
LA Galaxy	22	6	12	4	22	27	46	-19	4	5	1	14	20	2	5	2	9	17
Real Salt Lake	22	5	10	7	22	25	35	-10	3	4	3	12	16	1	5	3	11	17
Houston Dynamo	23	4	10	9	21	30	40	-10	3	3	4	14	12	1	6	3	11	22

Goals

Player	Team	GP	GOALS
Diego Rossi	LFC	19	14
Raul Ruidiaz	SEA	17	12
Gyasi Zardes	CLB	21	12
Robert Beric	CHI	23	12
Chris Mueller	ORL	22	10
Cristian Pavon	LA	22	10
Jordan Morris	SEA	22	10
Ayo Akinola	TOR	15	9
Kevin Molino	MIN	18	9
Alejandro Pozuelo	TOR	23	9

Assists

Player	Team	GP	ASSISTS
Nicolas Lodeiro	SEA	20	10
Darwin Quintero	HOU	22	10
Alejandro Pozuelo	TOR	23	10
Cristian Espinoza	SJ	23	9
Mauricio Pereyra	ORL	16	8
Yimmi Chara	POR	21	8
Jordan Morris	SEA	22	8
Pedro Santos	CLB	22	8
Lewis Morgan	MCF	23	8
7 players			7

Game-Winning Goals

Player	Team	GP	GWG
Alejandro Pozuelo	TOR	23	5
Raul Ruidiaz	SEA	17	4
Lucas Cavallini	VAN	18	4
Ryan Hollingshead	DAL	20	4
Pedro Santos	CLB	22	4
Kacper Przybylko	PHI	23	4
14 players			3

Game-Winning Assists

Player	Team	GP	GWA
Nicolas Lodeiro	SEA	20	6
Saphir Taider	MTL	11	4
Mauricio Pereyra	ORL	16	4
Eryk Williamson	POR	21	4
Chris Mueller	ORL	22	4
9 players			3

Shots

Player	Team	GP	SHOTS
Valentin Castellanos	NYC	22	74
Diego Rossi	LFC	19	71
Gustavo Bou	NE	18	64
Cristian Pavon	LA	22	63
Robert Beric	CHI	23	61
Darwin Quintero	HOU	22	59
Adam Buksa	NE	23	59
Lewis Morgan	MCF	23	56
Raul Ruidiaz	SEA	17	55
Kacper Przybylko	PHI	23	54

Hat Tricks

Player	Team	GP	G3G
Santiago Mosquera	DAL	12	1
Ayo Akinola	TOR	15	1
Diego Rossi	LFC	19	1
Sergio Santos	PHI	21	1
Valentin Castellanos	NYC	22	1

Fouls Committed

Player	Team	GP	FC
Valentin Castellanos	NYC	22	55
Diego Chara	POR	20	48
Judson	SJ	21	44
Artur	CLB	22	43
Alexander Ring	NYC	23	43
Thiago Santos	DAL	20	41
Andres Rios	SJ	22	41
Frankie Amaya	CIN	21	39
Perry Kitchen	LA	21	39
2 players			38

Offsides

Player	Team	GP	OFF
Robert Beric	CHI	23	28
Gustavo Bou	NE	18	23
Ola Kamara	DC	22	19
Gyasi Zardes	CLB	21	17
Kacper Przybylko	PHI	23	17
Romell Quioto	MTL	19	16
Tom Barlow	NYR	21	15
Valentin Castellanos	NYC	22	14
4 players			13

Shots on Goal

Player	Team	GP	SOG
Diego Rossi	LFC	19	34
Valentin Castellanos	NYC	22	34
Robert Beric	CHI	23	29
Cristian Pavon	LA	22	26
Alejandro Pozuelo	TOR	23	25
Kacper Przybylko	PHI	23	25
Darwin Quintero	HOU	22	24
Adam Buksa	NE	23	24
Raul Ruidiaz	SEA	17	23
Gustavo Bou	NE	18	22

Multi-Goal Games

Player	Team	GP	G2G
Kevin Molino	MIN	18	3
12 players			2

Fouls Suffered

Player	Team	GP	FS
Robert Beric	CHI	23	58
Rodolfo Pizarro	MCF	19	56
Nicolas Lodeiro	SEA	20	54
Anibal Godoy	NSH	20	51
Yamil Asad	DC	23	49
Kevin Molino	MIN	18	48
Latif Blessing	LFC	21	48
Andres Rios	SJ	22	48
3 players			47

Corner Kicks

Player	Team	GP	CK
Lewis Morgan	MCF	23	109
Nicolas Lodeiro	SEA	20	93
Jamiro Monteiro	PHI	22	89
Brian Rodriguez	LFC	19	75
Cristian Espinoza	SJ	23	74
Jack Price	COL	16	66
Jan Gregus	MIN	18	66
Darwin Quintero	HOU	22	66
Diego Valeri	POR	22	66
Haris Medunjanin	CIN	21	65

Cautions (Yellow Cards)

Player	Team	GP	YELLOW
Andres Reyes	MCF	13	9
Alejandro Bedoya	PHI	21	9
Franco Escobar	ATL	16	8
Leandro Gonzalez Pirez	MCF	16	8
Diego Chara	POR	20	8
Thiago Santos	DAL	20	8
Luis Birks	MTL	21	8
7 players			7

Ejections (Red Cards)

Player	Team	GP	RED
Andres Reyes	MCF	13	2
Julian Araujo	LA	17	2
43 players			1

Games Played

Player	Team	GP	G
29 players			23

Games Started

Player	Team	GP	GS
13 players			23

Minutes Played

Player	Team	GP	MINS
Brad Guzan	ATL	23	2070
David Romney	NSH	23	2070
Joe Willis	NSH	23	2070
Jonathan Mensah	CLB	23	2070
Marko Maric	HOU	23	2070
Sean Johnson	NYC	23	2070
Mauricio Pineda	CHI	23	2022
Alexander Ring	NYC	23	2016
Alejandro Pozuelo	TOR	23	2015
Anton Tinnerholm	NYC	23	2001

Goalkeeping Leaders

Player	Team	GP	MIN	SHTS	SVS	GA	GAA	W-L-T	SHO
Jimmy Maurer	DAL	16	1392	68	54	13	0.84	6-4-5	7
Andre Blake	PHI	21	1889	81	63	18	0.86	13-3-5	8
Eloy Room	CLB	17	1511	57	41	15	0.89	9-3-5	7
Dayne St. Clair	MIN	13	1170	63	49	12	0.92	6-2-5	6
Joe Willis	NSH	23	2070	92	69	22	0.96	8-7-8	9
Stefan Frei	SEA	22	1980	83	60	23	1.05	11-5-6	6
Pedro Gallese	ORL	19	1710	71	52	20	1.05	11-3-5	3
Tim Melia	KC	20	1784	77	56	21	1.06	11-5-3	7
Sean Johnson	NYC	23	2070	107	81	25	1.09	12-8-3	7
Matt Turner	NE	22	1980	90	68	24	1.09	8-7-7	6
John McCarthy	MCF	8	720	31	19	10	1.25	4-3-1	1
Evan Bush	MTL-VAN	8	720	32	22	10	1.25	4-4-0	1
Ryan Meara	NYR	13	1142	55	39	16	1.26	5-4-4	3
JT Marcinkowski	SJ	11	990	39	25	14	1.27	6-3-2	4
Quentin Westberg	TOR	20	1800	75	48	26	1.30	11-5-4	6
Brad Guzan	ATL	23	2070	91	59	30	1.30	6-13-4	6
William Yarbrough	COL	14	1260	69	48	20	1.43	6-4-4	4
Steve Clark	POR	20	1800	94	64	29	1.45	10-4-6	5
David Jensen	NYR	11	928	41	25	15	1.45	4-5-1	1
Przemyslaw Tyton	CIN	12	1071	48	30	18	1.51	2-7-3	5
Pablo Sisniega	LFC	14	1260	58	35	23	1.64	7-5-2	2
Bobby Shuttleworth	CHI	17	1530	81	53	28	1.65	4-6-7	4
Spencer Richey	CIN	10	819	35	20	15	1.65	1-7-1	2
Luis Robles	MCF	15	1350	58	34	25	1.67	3-10-2	2
Thomas Hasal	VAN	9	752	50	35	14	1.68	4-4-0	1
Andrew Putna	RSL	15	1350	62	38	26	1.73	4-7-4	4
Marko Maric	HOU	23	2070	122	79	40	1.74	4-10-9	3
Clement Diop	MTL	20	1800	110	73	36	1.80	7-11-2	3
Bill Hamid	DC	17	1530	88	55	32	1.88	3-10-4	2
David Bingham	LA	18	1620	87	52	35	1.94	5-9-4	3
Kenneth Vermeer	LFC	8	720	36	19	16	2.00	2-3-3	1
Daniel Vega	SJ	12	1080	79	42	37	3.08	2-6-4	3

Longest Shutout Streaks (Minutes)

Player	Team	MIN	Start	End
Eloy Room	CLB	472	03/07/2020	09/12/2020
William Yarbrough	COL	368	09/09/2020	10/24/2020
Dayne St. Clair	MIN	349	09/23/2020	10/18/2020
Tim Melia	KC	348	02/29/2020	08/21/2020
Andre Blake	PHI	323	09/20/2020	10/03/2020
Przemyslaw Tyton	CIN	302	07/11/2020	08/25/2020
Sean Johnson	NYC	299	08/29/2020	09/12/2020
Joe Willis	NSH	298	03/08/2020	08/22/2020
Quentin Westberg	TOR	284	07/16/2020	09/01/2020
Brad Guzan	ATL	278	09/27/2020	10/10/2020

Games Played In Goal

Player	Team	GP	GP
Brad Guzan	ATL	23	23
Joe Willis	NSH	23	23
Marko Maric	HOU	23	23
Sean Johnson	NYC	23	23
Matt Turner	NE	22	22
Stefan Frei	SEA	22	22
Andre Blake	PHI	21	21
4 players			20

Minutes Played In Goal

Player	Team	GP	MIN
Brad Guzan	ATL	23	2070
Joe Willis	NSH	23	2070
Marko Maric	HOU	23	2070
Sean Johnson	NYC	23	2070
Matt Turner	NE	22	1980
Stefan Frei	SEA	22	1980
Andre Blake	PHI	21	1889
Clement Diop	MTL	20	1800
Quentin Westberg	TOR	20	1800
Steve Clark	POR	20	1800

Goalkeeper Losses

Player	Team	GP	L
Brad Guzan	ATL	23	13
Clement Diop	MTL	20	11
Luis Robles	MCF	15	10
Bill Hamid	DC	17	10
Marko Maric	HOU	23	10
David Bingham	LA	18	9
Sean Johnson	NYC	23	8
5 players			7

Shutouts

Player	Team	GP	SHO
Joe Willis	NSH	23	9
Andre Blake	PHI	21	8
Jimmy Maurer	DAL	16	7
Eloy Room	CLB	17	7
Tim Melia	KC	20	7
Sean Johnson	NYC	23	7
5 players			6

Games Started In Goal

Player	Team	GP	GS
Brad Guzan	ATL	23	23
Joe Willis	NSH	23	23
Marko Maric	HOU	23	23
Sean Johnson	NYC	23	23
Matt Turner	NE	22	22
Stefan Frei	SEA	22	22
Andre Blake	PHI	21	21
4 players			20

Goalkeeper Wins

Player	Team	GP	W
Andre Blake	PHI	21	13
Sean Johnson	NYC	23	12
Pedro Gallese	ORL	19	11
Quentin Westberg	TOR	20	11
Tim Melia	KC	20	11
Stefan Frei	SEA	22	11
Steve Clark	POR	20	10
Eloy Room	CLB	17	9
Matt Turner	NE	22	8
Joe Willis	NSH	23	8

Saves

Player	Team	GP	SAVES
Sean Johnson	NYC	23	81
Marko Maric	HOU	23	79
Clement Diop	MTL	20	73
Joe Willis	NSH	23	69
Matt Turner	NE	22	68
Steve Clark	POR	20	64
Andre Blake	PHI	21	63
Stefan Frei	SEA	22	60
Brad Guzan	ATL	23	59
Tim Melia	KC	20	56

Saves Percentage

Player	Team	GP	SAVES	SOG	PCT
Alex Bono	TOR	3	16	16	100
Brad Knighton	NE	1	5	6	83.3
Jimmy Maurer	DAL	16	54	68	79.4
Dayne St. Clair	MIN	13	49	63	77.8
Andre Blake	PHI	21	63	81	77.8
Brian Rowe	ORL	4	16	21	76.2
Sean Johnson	NYC	23	81	107	75.7
Matt Turner	NE	22	68	90	75.6
Joe Willis	NSH	23	69	92	75
Bryan Meredith	VAN	3	20	27	74.1

Team Attendance Report

Team	Home Games			Road Games		
	Dates	Total	Average	Dates	Total	Average
Seattle Sounders FC	12	73,206	6,101	10		
Nashville SC	11	59,069	5,370	12	25,518	2,127
Atlanta United	13	69,301	5,331	10	59,069	5,907
Portland Timbers	12	50,736	4,228	11		
Los Angeles FC	14	44,233	3,160	8		
D.C. United	12	34,115	2,843	11		
San Jose Earthquakes	11	30,223	2,748	12		
FC Dallas	12	32,084	2,674	10		
Houston Dynamo	10	22,039	2,204	13	21,188	1,630
LA Galaxy	12	26,382	2,199	10	22,039	2,204
Toronto FC	12	26,171	2,181	11	18,000	1,636
Orlando City SC	12	25,527	2,127	11	13,062	1,187
Vancouver Whitecaps FC	11	22,120	2,011	12	26,382	2,199
Sporting Kansas City	11	21,188	1,926	10	22,120	2,212
Colorado Rapids	7	13,062	1,866	11	16,932	1,539
Montreal Impact	13	21,006	1,616	10	15,865	1,587
Columbus Crew SC	11	17,473	1,588	12	33,080	2,757
New York Red Bulls	10	15,703	1,570	13	18,093	1,392
New England Revolution	10	15,289	1,529	13	21,006	1,616
Real Salt Lake	13	18,093	1,392	9	25,527	2,836
Philadelphia Union	11			12	38,331	3,194
New York City FC	10			13	43,644	3,357
Minnesota United	9			12	37,441	3,120
Chicago Fire	12			11	55,415	5,038
FC Cincinnati	11			12	85,004	7,084
Inter Miami CF	10			13	39,304	3,023
MLS Totals	292	637,020	2,182	292	637,020	2,182

Team Totals

Team	GP	G	A	SHT	SOG	PG	PA	BK	FC	FS	OFF	CK	C	E
Atlanta United	23	23	26	219	81	3	4	2	307	349	38	110	48	3
Chicago Fire	23	33	31	318	111	2	4	3	323	289	50	107	40	1
Colorado Rapids	18	32	33	248	95	0	0	2	201	198	25	86	32	2
Columbus Crew SC	23	36	36	251	91	1	4	2	308	331	41	112	47	0
D.C. United	23	25	16	219	75	4	4	3	266	312	47	90	43	3
FC Cincinnati	23	12	6	235	67	1	2	0	308	323	36	87	40	0
FC Dallas	22	28	25	278	104	3	3	2	255	297	28	111	42	1
Houston Dynamo	23	30	29	329	117	2	4	4	273	269	43	136	54	3
Inter Miami CF	23	25	27	299	94	1	2	2	333	338	47	124	54	5
LA Galaxy	22	27	24	249	94	3	4	2	289	216	35	118	42	4
Los Angeles FC	22	47	43	358	133	2	2	4	262	277	45	137	36	1
Minnesota United	21	36	36	292	100	2	3	2	277	270	21	98	40	2
Montreal Impact	23	33	30	247	94	4	4	2	269	228	47	104	33	5
Nashville SC	23	24	25	273	97	0	1	1	312	284	25	103	33	1
New England Revolution	23	26	24	340	107	1	3	0	271	296	44	156	35	2
New York City FC	23	37	28	356	145	3	3	1	358	254	66	149	52	1
New York Red Bulls	23	29	30	245	86	1	1	2	288	281	47	109	30	1
Orlando City SC	23	40	39	266	100	1	1	0	291	312	26	104	48	2
Philadelphia Union	23	44	43	297	123	2	2	0	315	249	48	111	54	0
Portland Timbers	23	46	48	259	107	3	3	1	261	316	27	87	44	1
Real Salt Lake	22	25	19	277	78	2	3	0	296	241	27	110	48	2
San Jose Earthquakes	23	35	30	305	116	4	5	3	275	281	32	140	38	1
Seattle Sounders FC	22	44	47	280	104	5	5	1	223	257	45	124	32	0
Sporting Kansas City	21	38	31	313	103	1	1	1	258	244	30	130	45	2

Team	GP	G	A	SHT	SOG	PG	PA	BK	FC	FS	OFF	CK	C	E
Toronto FC	23	33	31	290	116	5	5	2	240	296	42	118	34	0
Vancouver Whitecaps FC	23	27	30	196	70	2	4	1	262	312	26	79	43	4

Consecutive Minutes Without Scoring a Goal

Team	MIN	Start	End
FC Cincinnati	558	07/22/2020	09/12/2020
FC Cincinnati	472	09/19/2020	10/11/2020
LA Galaxy	365	09/06/2020	09/27/2020
FC Cincinnati	360	10/18/2020	11/08/2020
Atlanta United	345	03/07/2020	07/21/2020
Inter Miami CF	340	08/22/2020	09/06/2020
New York Red Bulls	325	07/11/2020	08/20/2020
Real Salt Lake	322	10/14/2020	11/01/2020
New York City FC	308	03/01/2020	07/09/2020
Vancouver Whitecaps FC	306	07/23/2020	08/25/2020

Consecutive Minutes Without Allowing a Goal

Team	MIN	Start	End
Columbus Crew SC	430	07/11/2020	08/24/2020
Toronto FC	374	07/21/2020	08/28/2020
Minnesota United	349	09/27/2020	10/18/2020
Toronto FC	343	10/03/2020	10/14/2020
Philadelphia Union	323	09/20/2020	10/03/2020
Columbus Crew SC	312	08/29/2020	09/06/2020
FC Cincinnati	302	07/16/2020	08/21/2020
New York City FC	299	08/29/2020	09/12/2020
Nashville SC	298	03/08/2020	08/16/2020
Atlanta United	278	09/27/2020	10/10/2020

Team Ranks

Team	G	A	SHT	SOG	BK	FC	FS	OFF	CK	C
Atlanta United	25	19	24T	22	6T	8	1	14	14T	5T
Chicago Fire	11T	9T	5	7	3T	3	12	2	17	15T
Colorado Rapids	14	8	20	16	6T	26	26	24T	25	24T
Columbus Crew SC	8T	6T	18	20	6T	6T	3	13	11	8
D.C. United	21T	25	24T	24	3T	18	6T	4T	22	11T
FC Cincinnati	26	26	23	26	22T	6T	4	15	23T	15T
FC Dallas	17	20T	13	10T	6T	23	9	19	12T	13T
Houston Dynamo	15	16	4	4	1T	15	18	11	5	1T
Inter Miami CF	21T	18	8	17T	6T	2	2	4T	7T	1T
LA Galaxy	18T	22T	19	17T	6T	11	25	16	9T	13T
Los Angeles FC	1	3T	1	2	1T	19T	16	8T	4	19
Minnesota United	8T	6T	10	13T	6T	13	17	26	21	15T
Montreal Impact	11T	12T	21	17T	6T	17	24	4T	18T	22T
Nashville SC	24	20T	15	15	16T	5	13	24T	20	22T
New England Revolution	20	22T	3	8T	22T	16	10T	10	1	20
New York City FC	7	17	2	1	16T	1	20	1	2	4
New York Red Bulls	16	12T	22	21	6T	12	14T	4T	16	26
Orlando City SC	5	5	16	13T	22T	10	6T	22T	18T	5T
Philadelphia Union	3T	3T	9	3	22T	4	21	3	12T	1T
Portland Timbers	2	1	17	8T	16T	21	5	20T	23T	10
Real Salt Lake	21T	24	14	23	22T	9	23	20T	14T	5T
San Jose Earthquakes	10	12T	7	5T	3T	14	14T	17	3	18
Seattle Sounders FC	3T	2	12	10T	16T	25	19	8T	7T	24T
Sporting Kansas City	6	9T	6	12	16T	22	22	18	6	9
Toronto FC	11T	9T	11	5T	6T	24	10T	12	9T	21
Vancouver Whitecaps FC	18T	12T	26	25	16T	19T	6T	22T	26	11T

Team vs Team Records

Team	ATL	CHI	CIN	CLB	COL	DAL	DC	HOU	KC	LA	LFC	MCF	MIN	MTL	NE	NSH	NYC	NYR	ORL	PHI	POR	RSL	SEA	SJ	TOR	VAN
ATL	---	0-1-0	0-0-0	0-2-0	0-0-0	1-0-0	1-1-0	0-0-0	0-0-0	0-0-0	0-0-0	0-0-0	0-0-0	0-0-0	0-0-0	0-0-0	0-0-0	0-2-0	0-2-2	0-0-0	0-0-0	0-0-0	0-0-0	0-0-0	0-1-0	0-0-0
CHI	1-0-0	---	0-0-0	0-1-1	0-0-0	0-0-0	1-0-0	1-0-0	0-1-1	0-0-0	0-0-0	0-0-0	0-0-1	0-0-1	0-1-1	0-0-0	0-2-0	0-0-1	0-1-0	0-1-0	0-0-0	0-0-0	1-1-0	0-1-0	0-0-0	0-1-0
CIN	1-2-0	0-1-1	---	1-2-1	0-0-0	0-0-0	0-1-1	0-0-0	0-1-0	0-0-0	0-0-0	0-0-0	0-2-0	0-0-0	0-0-0	0-0-0	0-2-0	2-1-0	0-0-0	0-1-1	0-0-0	0-0-0	0-0-0	0-0-0	0-1-0	0-0-0
CLB	2-0-0	1-0-1	0-0-0	---	0-0-0	0-0-1	0-1-0	0-0-1	0-0-0	0-0-0	0-0-0	0-0-0	1-0-0	0-1-0	0-0-0	0-0-0	2-1-0	1-0-0	0-1-0	2-0-0	0-0-0	0-0-0	0-0-1	0-0-0	0-1-0	0-0-0
COL	0-0-0	0-0-0	0-0-0	0-0-0	---	0-1-0	1-0-0	1-0-1	0-2-1	1-0-0	0-0-0	0-0-0	0-1-1	0-0-0	0-0-0	0-0-0	0-0-0	0-0-0	1-0-0	0-0-0	1-0-0	1-2-0	1-0-0	1-0-1	0-0-0	0-0-0
DAL	0-1-0	0-0-0	0-0-0	0-0-1	1-0-0	---	0-0-0	2-1-1	2-0-1	0-0-0	0-0-0	0-0-0	1-2-0	0-0-1	0-0-0	0-0-0	0-0-0	0-0-0	0-0-1	1-0-0	0-0-0	0-0-1	0-0-0	0-0-0	0-0-0	0-0-0
DC	1-1-0	0-1-0	0-0-0	1-0-0	0-1-0	0-0-0	---	0-0-0	0-0-0	0-0-0	0-0-0	0-0-0	0-0-0	0-2-0	0-3-1	0-0-0	0-1-1	1-1-0	0-0-0	0-1-1	0-0-0	0-0-0	0-0-0	0-0-0	0-0-2	0-0-0
HOU	0-0-0	0-1-0	0-0-0	0-0-1	0-1-1	1-2-1	0-0-0	---	2-2-0	0-0-2	0-1-1	0-0-0	1-0-2	0-0-0	0-0-0	0-0-0	0-0-0	0-0-0	0-0-0	0-0-0	0-1-0	0-0-0	0-0-0	0-0-0	0-0-0	0-0-0
KC	0-0-0	1-0-1	0-0-0	0-0-0	2-0-1	0-2-1	0-0-0	2-2-0	---	0-0-0	0-0-0	0-0-0	2-1-0	0-0-0	0-0-0	0-0-0	0-0-0	0-0-0	0-1-0	0-0-0	0-0-0	2-0-0	0-0-0	0-0-0	0-0-0	1-0-0
LA	0-0-0	0-0-0	0-0-0	0-0-0	0-1-0	0-0-0	0-0-0	0-0-2	0-0-0	---	2-2-0	0-0-0	0-0-0	0-0-0	0-0-0	0-0-0	0-0-0	0-0-0	0-0-0	0-0-0	1-3-0	1-1-0	0-1-1	1-2-1	0-0-0	1-2-0
LFC	0-0-0	0-0-0	0-0-0	0-0-0	0-0-0	0-0-0	0-0-0	1-0-1	0-0-0	2-2-0	---	0-0-0	0-0-0	0-0-0	0-0-0	0-0-0	0-0-0	0-0-0	0-0-0	0-0-1	1-0-3	1-1-0	1-2-0	1-2-0	0-0-0	1-1-0
MCF	2-0-2	0-0-0	0-0-0	0-0-0	0-0-0	0-1-0	0-1-0	1-0-0	0-0-0	0-0-0	0-1-0	---	0-0-0	0-1-0	0-0-0	0-0-0	0-2-0	1-1-0	2-2-0	0-2-0	0-0-0	0-0-0	0-0-0	0-0-0	0-1-0	0-0-0
MIN	0-0-0	0-0-1	0-0-0	0-1-0	1-0-1	2-1-0	0-0-0	0-1-2	1-2-0	0-0-0	0-0-0	0-0-0	---	0-0-0	0-0-0	0-0-0	0-0-0	0-0-0	0-0-0	0-0-0	1-0-0	1-0-2	0-0-0	1-0-0	0-0-0	0-0-0
MTL	0-0-0	0-0-1	0-0-0	1-0-0	0-0-0	0-0-1	2-0-0	0-0-0	0-0-0	0-0-0	0-0-0	0-0-0	0-0-0	---	1-3-0	0-0-0	0-1-0	0-1-0	0-1-0	0-2-0	0-0-0	0-0-0	0-0-0	0-0-0	1-3-0	2-1-0
NE	0-0-0	1-0-1	0-0-0	0-0-0	0-0-0	0-0-0	3-0-1	0-0-0	0-0-0	0-0-0	0-0-0	0-0-0	0-0-0	3-1-0	---	0-0-0	1-1-1	0-1-1	0-0-0	0-3-1	0-0-0	0-0-0	0-0-0	0-0-0	0-1-1	0-0-0
NSH	1-2-0	0-0-1	0-0-0	0-1-0	0-0-0	2-1-1	1-0-0	1-0-1	0-1-0	0-0-0	0-0-0	0-0-0	0-0-1	1-0-0	0-0-2	---	0-0-0	0-0-0	1-1-1	0-0-0	0-1-0	0-0-0	0-0-0	0-0-0	0-0-0	0-0-0
NYC	0-0-0	2-0-0	0-0-0	1-2-0	0-0-0	0-0-0	1-0-1	0-0-0	0-0-0	0-0-0	0-0-0	0-0-0	0-0-0	1-0-0	1-1-1	0-0-0	---	1-1-0	0-1-1	0-1-0	0-0-0	0-0-0	0-0-0	0-0-0	1-2-0	0-0-0
NYR	2-0-0	0-0-1	0-0-0	0-1-0	0-0-0	0-0-0	1-1-0	0-0-0	0-0-0	0-0-0	0-0-0	0-0-0	0-0-0	1-0-0	1-0-1	0-0-0	1-1-0	---	0-1-1	0-2-0	0-0-0	0-0-1	0-0-0	0-0-0	1-0-1	0-0-0
ORL	2-0-2	1-0-0	0-0-0	1-0-0	0-1-0	0-0-1	0-0-0	0-0-0	1-0-0	0-0-0	0-0-0	0-0-0	0-0-0	1-0-0	0-0-0	0-0-0	1-0-1	1-0-1	---	0-0-1	0-0-0	0-0-1	0-0-0	0-0-0	0-0-0	0-0-0
PHI	0-0-0	1-0-0	0-0-0	0-2-0	0-0-0	0-1-0	1-0-1	0-0-0	0-0-0	0-0-0	0-0-1	0-0-0	0-0-0	2-0-0	3-0-1	0-0-0	1-0-0	2-0-0	0-0-1	---	0-0-0	0-0-0	0-0-0	0-0-0	1-1-0	0-0-0
POR	0-0-0	0-0-0	0-0-0	0-0-0	0-1-0	0-0-0	0-0-0	1-0-0	0-0-0	3-1-0	0-1-3	0-0-0	0-1-0	0-0-0	0-0-0	0-0-0	0-0-0	0-0-0	0-0-0	0-0-0	---	0-1-1	2-1-1	2-0-1	0-0-0	2-0-0
RSL	0-0-0	0-0-0	0-0-0	0-0-0	2-1-0	0-0-1	0-0-0	0-0-0	0-2-0	1-1-0	1-1-0	0-0-0	0-1-2	0-0-0	0-0-0	0-0-0	0-0-0	0-0-1	0-0-1	0-0-0	1-0-1	---	0-1-1	0-1-0	0-0-0	0-2-0
SEA	0-0-0	1-1-0	0-0-0	0-0-1	0-1-0	0-0-0	0-0-0	0-0-0	0-0-0	1-0-1	2-1-0	0-0-0	0-0-0	0-0-0	0-0-0	0-0-0	0-0-0	0-0-0	0-0-0	0-0-0	1-2-1	1-0-1	---	2-0-2	0-0-0	3-0-0
SJ	0-0-0	1-0-0	0-0-0	0-0-0	0-1-1	0-0-0	0-0-0	0-0-0	0-0-0	2-1-1	2-1-0	0-0-0	0-1-0	0-0-0	0-0-0	0-0-0	0-0-0	0-0-0	0-0-0	0-0-0	0-2-1	1-0-0	0-2-2	---	0-0-1	2-1-0
TOR	1-0-0	0-0-0	0-0-0	1-0-0	0-0-0	0-0-0	0-0-2	0-0-0	0-0-0	0-0-0	0-0-0	0-0-0	0-0-0	3-1-0	1-0-1	0-0-0	2-1-0	0-1-1	0-0-0	1-1-0	0-0-0	0-0-0	0-0-0	0-0-1	---	2-1-0
VAN	0-0-0	1-0-0	0-0-0	0-0-0	0-0-0	0-0-0	0-0-0	0-0-0	0-1-0	2-1-0	1-1-0	0-0-0	0-0-0	1-2-0	0-0-0	0-0-0	0-0-0	0-0-0	0-0-0	0-0-0	0-2-0	2-0-0	0-3-0	1-2-0	1-2-0	---

Team vs Team Aggregate Goals

Team	ATL	CHI	CIN	CLB	COL	DAL	DC	HOU	KC	LA	LFC	MCF	MIN	MTL	NE	NSH	NYC	NYR	ORL	PHI	POR	RSL	SEA	SJ	TOR	VAN
ATL	---	0-2	0-0	1-3	0-0	1-0	5-2	0-0	0-0	0-0	0-0	3-5	0-0	0-0	0-0	6-5	0-0	0-2	3-8	0-0	0-0	0-0	0-0	0-0	0-1	0-0
CHI	2-0	---	0-0	2-5	0-0	0-0	2-1	4-0	2-3	0-0	0-0	0-0	2-2	2-2	2-3	1-1	4-7	2-2	1-4	1-2	0-0	0-0	3-3	0-2	0-0	0-2
CIN	2-4	0-3	---	2-8	0-0	0-0	1-2	0-0	0-1	0-0	0-0	1-2	0-3	0-0	0-0	0-0	1-6	5-3	0-0	0-3	0-0	0-0	0-0	0-0	0-1	0-0
CLB	3-1	5-2	0-0	---	0-0	2-2	0-1	1-1	0-0	0-0	0-0	0-0	2-1	1-2	0-0	2-0	4-2	2-0	1-2	3-1	0-0	0-0	1-1	0-0	1-3	0-0
COL	0-0	0-0	0-0	0-0	---	1-4	2-1	3-2	3-8	2-0	0-0	0-0	3-4	0-0	0-0	0-0	0-0	0-0	2-1	0-0	1-0	6-6	3-1	6-1	0-0	0-0
DAL	0-1	0-0	0-0	2-2	4-1	---	0-0	5-3	5-3	0-0	0-0	2-1	5-7	2-2	0-0	1-4	0-0	0-0	0-0	2-0	0-0	0-0	0-0	0-0	0-0	0-0
DC	2-5	1-2	0-0	1-0	1-2	0-0	---	0-0	0-0	0-0	0-0	2-1	0-0	2-4	5-9	0-1	1-4	1-2	0-0	3-6	0-0	0-0	0-0	0-0	4-4	0-0
HOU	0-0	0-4	0-0	1-1	2-3	3-5	0-0	---	8-9	2-2	4-5	0-1	7-4	0-0	0-0	2-4	0-0	0-0	0-0	0-0	1-2	0-0	0-0	0-0	0-0	0-0
KC	0-0	3-2	0-0	0-0	8-3	3-5	0-0	9-8	---	0-0	0-0	0-0	4-3	0-0	0-0	2-1	0-0	0-0	1-2	0-0	0-0	4-0	0-0	0-0	0-0	3-1
LA	0-0	0-0	0-0	0-0	0-2	0-0	0-0	2-2	0-0	---	7-8	0-0	0-0	0-0	0-0	0-0	0-0	0-0	0-0	0-0	9-15	2-3	2-4	4-8	0-0	1-4
LFC	0-0	0-0	0-0	0-0	0-0	0-0	0-0	5-4	0-0	8-7	---	1-0	0-0	0-0	0-0	0-0	0-0	0-0	0-0	3-3	8-6	3-4	4-7	8-6	0-0	7-2
MCF	5-3	0-0	0-0	0-0	0-0	1-2	1-2	1-0	0-0	0-0	0-1	---	0-0	1-2	0-0	0-1	2-4	3-5	7-7	1-5	0-0	0-0	0-0	0-0	1-2	0-0
MIN	0-0	2-2	0-0	1-2	4-3	7-5	0-0	4-7	3-4	0-0	0-0	0-0	---	0-0	0-0	0-0	0-0	0-0	0-0	0-0	3-1	4-0	0-0	5-2	0-0	0-0
MTL	0-0	2-2	0-0	2-1	0-0	2-2	4-2	0-0	0-0	0-0	0-0	2-1	0-0	---	5-8	0-1	1-3	1-4	0-1	2-6	0-0	0-0	0-0	0-0	5-7	7-5
NE	0-0	3-2	0-0	0-0	0-0	0-0	9-5	0-0	0-0	0-0	0-0	0-0	0-0	8-5	---	1-1	2-3	1-2	0-0	2-6	0-0	0-0	0-0	0-0	0-1	0-0
NSH	5-6	1-1	0-0	0-2	0-0	4-1	1-0	4-2	1-2	0-0	0-0	1-0	0-0	1-0	1-1	---	0-0	0-0	5-6	0-0	0-1	0-0	0-0	0-0	0-0	0-0
NYC	0-0	7-4	0-0	2-4	0-0	0-0	4-1	0-0	0-0	0-0	0-0	4-2	0-0	3-1	3-2	0-0	---	5-3	2-4	0-1	0-0	0-0	0-0	0-0	1-2	0-0
NYR	2-0	2-2	0-0	0-2	0-0	0-0	2-1	0-0	0-0	0-0	0-0	5-3	0-0	4-1	2-1	0-0	3-5	---	2-4	0-4	0-0	1-1	0-0	0-0	3-2	0-0
ORL	8-3	4-1	0-0	2-1	1-2	0-0	0-0	0-0	2-1	0-0	0-0	7-7	0-0	1-0	0-0	6-5	4-2	4-2	---	1-1	0-0	0-0	0-0	0-0	0-0	0-0
PHI	0-0	2-1	0-0	1-3	0-0	0-2	6-3	0-0	0-0	0-0	3-3	5-1	0-0	6-2	6-2	0-0	1-0	4-0	1-1	---	0-0	0-0	0-0	0-0	6-2	0-0
POR	0-0	0-0	0-0	0-0	0-1	0-0	0-0	2-1	0-0	15-9	6-8	0-0	1-3	0-0	0-0	1-0	0-0	0-0	0-0	0-0	---	5-6	4-5	10-2	0-0	2-0
RSL	0-0	0-0	0-0	0-0	6-6	0-0	0-0	0-0	0-4	3-2	4-3	0-0	0-4	0-0	0-0	0-0	0-0	1-1	0-0	0-0	6-5	---	3-4	0-2	0-0	2-4
SEA	0-0	3-3	0-0	1-1	1-3	0-0	0-0	0-0	0-0	4-2	7-4	0-0														

Team Goals Scored Intervals

Team	GP	G	1-15	16-30	31-45	46-60	61-75	76-90	OT
Los Angeles FC	22	47	8	6	10	6	8	9	0
Portland Timbers	23	46	9	7	3	9	8	10	0
Seattle Sounders FC	22	44	5	6	5	12	6	10	0
Philadelphia Union	23	44	3	7	7	7	15	5	0
Orlando City SC	23	40	6	8	7	4	5	10	0
Sporting Kansas City	21	38	2	5	6	8	7	10	0
New York City FC	23	37	5	2	9	8	5	8	0
Columbus Crew SC	23	36	0	7	6	11	6	6	0
Minnesota United	21	36	4	5	7	4	6	10	0
San Jose Earthquakes	23	35	1	4	5	8	5	12	0
Toronto FC	23	33	3	7	4	9	1	9	0
Montreal Impact	23	33	7	4	5	4	6	7	0
Chicago Fire	23	33	8	3	10	5	4	3	0
Colorado Rapids	18	32	4	1	4	5	7	11	0
Houston Dynamo	23	30	1	5	4	8	6	6	0
New York Red Bulls	23	29	4	6	4	8	1	6	0
FC Dallas	22	28	3	4	5	5	2	9	0
Vancouver Whitecaps FC	23	27	2	5	3	6	7	4	0
LA Galaxy	22	27	4	2	3	5	5	8	0
New England Revolution	23	26	4	4	3	6	2	7	0
Inter Miami CF	23	25	4	5	8	4	1	3	0
D.C. United	23	25	3	2	3	3	7	7	0
Real Salt Lake	22	25	2	3	1	4	4	11	0
Nashville SC	23	24	4	7	2	4	3	4	0
Atlanta United	23	23	4	3	4	3	3	6	0
FC Cincinnati	23	12	0	1	1	3	4	3	0

Team Goals Allowed Intervals

Team	GP	G	1-15	16-30	31-45	46-60	61-75	76-90	OT
Philadelphia Union	23	20	1	0	4	3	7	5	0
Columbus Crew SC	23	21	2	3	3	8	1	4	0
Nashville SC	23	22	3	4	3	3	4	5	0
Seattle Sounders FC	22	23	5	0	2	5	5	6	0
FC Dallas	22	24	1	4	3	6	5	5	0
New England Revolution	23	25	0	5	4	1	9	6	0
Orlando City SC	23	25	2	2	3	7	3	8	0
Sporting Kansas City	21	25	3	2	7	5	1	7	0
New York City FC	23	25	4	4	6	3	2	6	0
Minnesota United	21	26	3	4	3	7	5	4	0
Toronto FC	23	26	4	4	4	5	2	7	0
Colorado Rapids	18	28	0	2	4	7	5	10	0
Atlanta United	23	30	6	6	6	4	1	7	0
New York Red Bulls	23	31	2	3	6	9	2	9	0
Inter Miami CF	23	35	6	2	5	6	7	9	0
Portland Timbers	23	35	3	2	8	5	3	14	0
Real Salt Lake	22	35	5	7	2	6	9	6	0
FC Cincinnati	23	36	4	11	4	7	6	4	0
Chicago Fire	23	39	3	7	4	4	9	12	0
Los Angeles FC	22	39	5	7	5	9	4	9	0
Houston Dynamo	23	40	6	13	4	3	8	6	0
D.C. United	23	41	7	6	5	6	9	8	0
Montreal Impact	23	43	7	3	13	8	5	7	0
Vancouver Whitecaps FC	23	44	7	6	7	10	6	8	0
LA Galaxy	22	46	5	5	6	9	9	12	0
San Jose Earthquakes	23	51	6	7	8	13	7	10	0

Goal-Scoring Totals

Team	Overall	Goals For		Goals Against		Rank
	Record	Total	Avg	Total	Avg	
Los Angeles FC	9-8-5	47	2.14	39	1.77	21
Seattle Sounders FC	11-5-6	44	2.00	23	1.05	4
Portland Timbers	11-6-6	46	2.00	35	1.52	14
Philadelphia Union	14-4-5	44	1.91	20	0.87	1
Sporting Kansas City	12-6-3	38	1.81	25	1.19	10
Colorado Rapids	8-6-4	32	1.78	28	1.56	16
Orlando City SC	11-4-8	40	1.74	25	1.09	5
Minnesota United	9-5-7	36	1.71	26	1.24	11
New York City FC	12-8-3	37	1.61	25	1.09	5
Columbus Crew SC	12-6-5	36	1.57	21	0.91	2
San Jose Earthquakes	8-9-6	35	1.52	51	2.22	26
Montreal Impact	8-13-2	33	1.43	43	1.87	23
Chicago Fire	5-10-8	33	1.43	39	1.70	19
Toronto FC	13-5-5	33	1.43	26	1.13	9
Houston Dynamo	4-10-9	30	1.30	40	1.74	20
FC Dallas	9-6-7	28	1.27	24	1.09	8
New York Red Bulls	9-9-5	29	1.26	31	1.35	13
LA Galaxy	6-12-4	27	1.23	46	2.09	25
Vancouver Whitecaps FC	9-14-0	27	1.17	44	1.91	24
Real Salt Lake	5-10-7	25	1.14	35	1.59	18
New England Revolution	8-7-8	26	1.13	25	1.09	5
Inter Miami CF	7-13-3	25	1.09	35	1.52	14
D.C. United	5-12-6	25	1.09	41	1.78	22
Nashville SC	8-7-8	24	1.04	22	0.96	3
Atlanta United	6-13-4	23	1.00	30	1.30	12
FC Cincinnati	4-15-4	12	0.52	36	1.57	17

Record In One-Goal Games

Team	Regulation and OT			
	W	L	T	PCT
Los Angeles FC	2	3	0	.400
Seattle Sounders FC	2	3	0	.400
Portland Timbers	7	3	0	.700
Philadelphia Union	7	3	0	.700
Sporting Kansas City	7	5	0	.583
Colorado Rapids	4	2	0	.667
Orlando City SC	5	4	0	.556
Minnesota United	4	3	0	.571
New York City FC	6	6	0	.500
Columbus Crew SC	6	5	0	.545
San Jose Earthquakes	4	2	0	.667
Montreal Impact	6	8	0	.429
Chicago Fire	2	5	0	.286
Toronto FC	11	4	0	.733
Houston Dynamo	1	6	0	.143
FC Dallas	5	3	0	.625
New York Red Bulls	6	4	0	.600
LA Galaxy	4	3	0	.571
Vancouver Whitecaps FC	6	5	0	.545
Real Salt Lake	1	4	0	.200
New England Revolution	6	5	0	.545
Inter Miami CF	7	11	0	.389
D.C. United	5	7	0	.417
Nashville SC	5	4	0	.556

Regulation and OT

Team	W	L	T	PCT
Atlanta United	3	9	0	.250
FC Cincinnati	3	8	0	.273

Home Records

Team	W	L	T	PCT
Philadelphia Union	10	0	1	.955
Columbus Crew SC	10	1	0	.909
Orlando City SC	8	1	3	.792
Seattle Sounders FC	8	1	3	.792
FC Dallas	7	1	4	.750
Minnesota United	5	1	3	.722
Los Angeles FC	8	2	4	.714
Toronto FC	7	2	3	.708
New York City FC	7	3	0	.700
Colorado Rapids	3	1	3	.643
Inter Miami CF	5	3	2	.600
San Jose Earthquakes	4	2	5	.591
Sporting Kansas City	6	4	1	.591
Nashville SC	4	2	5	.591
Portland Timbers	6	4	2	.583
New York Red Bulls	5	4	1	.550
Vancouver Whitecaps FC	6	5	0	.545
Chicago Fire	5	4	3	.542
Houston Dynamo	3	3	4	.500
Real Salt Lake	4	5	4	.462
New England Revolution	2	3	5	.450
LA Galaxy	4	6	2	.417
Atlanta United	4	7	2	.385
FC Cincinnati	2	5	4	.364
Montreal Impact	4	8	1	.346
D.C. United	2	6	4	.333

Road Records

Team	W	L	T	PCT
Sporting Kansas City	6	2	2	.700
Toronto FC	6	3	2	.636
Portland Timbers	5	2	4	.636
New England Revolution	6	4	3	.577
Minnesota United	4	4	4	.500
New York City FC	5	5	3	.500
Orlando City SC	3	3	5	.500
Colorado Rapids	5	5	1	.500
Philadelphia Union	4	4	4	.500
New York Red Bulls	4	5	4	.462
Nashville SC	4	5	3	.458
Seattle Sounders FC	3	4	3	.450
Montreal Impact	4	5	1	.450
San Jose Earthquakes	4	7	1	.375
Columbus Crew SC	2	5	5	.375
D.C. United	3	6	2	.364
FC Dallas	2	5	3	.350
LA Galaxy	2	6	2	.300
Atlanta United	2	6	2	.300
Real Salt Lake	1	5	3	.278
Houston Dynamo	1	7	5	.269
Vancouver Whitecaps FC	3	9	0	.250
Chicago Fire	0	6	5	.227
Inter Miami CF	2	10	1	.192
Los Angeles FC	1	6	1	.188
FC Cincinnati	2	10	0	.167

Home Goal-Scoring Totals

Team	W	L	T	GF	AVG	GA	AVG
Los Angeles FC	8	2	4	39	2.79	20	1.43
Seattle Sounders FC	8	1	3	30	2.50	10	0.83
Philadelphia Union	10	0	1	27	2.45	6	0.55
Orlando City SC	8	1	3	27	2.25	13	1.08
New York City FC	7	3	0	23	2.30	10	1.00
Chicago Fire	5	4	3	23	1.92	18	1.50
Columbus Crew SC	10	1	0	22	2.00	6	0.55
Sporting Kansas City	6	4	1	22	2.00	16	1.45
Vancouver Whitecaps FC	6	5	0	21	1.91	20	1.82
Portland Timbers	6	4	2	21	1.75	18	1.50
FC Dallas	7	1	4	21	1.75	9	0.75
Minnesota United	5	1	3	19	2.11	9	1.00
San Jose Earthquakes	4	2	5	17	1.55	18	1.64
LA Galaxy	4	6	2	16	1.33	23	1.92
Montreal Impact	4	8	1	16	1.23	21	1.62
Toronto FC	7	2	3	16	1.33	8	0.67
Colorado Rapids	3	1	3	15	2.14	10	1.43
Nashville SC	4	2	5	14	1.27	9	0.82
Inter Miami CF	5	3	2	14	1.40	14	1.40
Real Salt Lake	4	5	4	14	1.08	18	1.38
Houston Dynamo	3	3	4	14	1.40	12	1.20
New York Red Bulls	5	4	1	13	1.30	12	1.20
D.C. United	2	6	4	12	1.00	21	1.75
Atlanta United	4	7	2	10	0.77	12	0.92
New England Revolution	2	3	5	10	1.00	11	1.10
FC Cincinnati	2	5	4	5	0.45	10	0.91

Road Goal-Scoring Totals

Team	W	L	T	GF	AVG	GA	AVG
Portland Timbers	5	2	4	25	2.27	17	1.55
San Jose Earthquakes	4	7	1	18	1.50	33	2.75
Minnesota United	4	4	4	17	1.42	17	1.42
Toronto FC	6	3	2	17	1.55	18	1.64
Colorado Rapids	5	5	1	17	1.55	18	1.64
Montreal Impact	4	5	1	17	1.70	22	2.20
Philadelphia Union	4	4	4	17	1.42	14	1.17
Sporting Kansas City	6	2	2	16	1.60	9	0.90
Houston Dynamo	1	7	5	16	1.23	28	2.15
New York Red Bulls	4	5	4	16	1.23	19	1.46
New England Revolution	6	4	3	16	1.23	14	1.08
Columbus Crew SC	2	5	5	14	1.17	15	1.25
Seattle Sounders FC	3	4	3	14	1.40	13	1.30
New York City FC	5	5	3	14	1.08	15	1.15
D.C. United	3	6	2	13	1.18	20	1.82
Orlando City SC	3	3	5	13	1.18	12	1.09
Atlanta United	2	6	2	13	1.30	18	1.80
Real Salt Lake	1	5	3	11	1.22	17	1.89
LA Galaxy	2	6	2	11	1.10	23	2.30
Inter Miami CF	2	10	1	11	0.85	21	1.62
Nashville SC	4	5	3	10	0.83	13	1.08
Chicago Fire	0	6	5	10	0.91	21	1.91
Los Angeles FC	1	6	1	8	1.00	19	2.38
FC Cincinnati	2	10	0	7	0.58	26	2.17
FC Dallas	2	5	3	7	0.70	15	1.50
Vancouver Whitecaps FC	3	9	0	6	0.50	24	2.00

First-Half Goal-Scoring Totals

Team	W	L	T	GF	AVG	GA	AVG
Los Angeles FC	9	8	5	24	1.09	17	0.77
Orlando City SC	11	4	8	21	0.91	7	0.30
Chicago Fire	5	10	8	21	0.91	14	0.61
Portland Timbers	11	6	6	19	0.83	13	0.57
Philadelphia Union	14	4	5	17	0.74	5	0.22
Inter Miami CF	7	13	3	17	0.74	13	0.57
Montreal Impact	8	13	2	16	0.70	23	1.00
New York City FC	12	8	3	16	0.70	14	0.61
Minnesota United	9	5	7	16	0.76	10	0.48
Seattle Sounders FC	11	5	6	16	0.73	7	0.32
New York Red Bulls	9	9	5	14	0.61	11	0.48
Toronto FC	13	5	5	14	0.61	12	0.52
Nashville SC	8	7	8	13	0.57	10	0.43
Columbus Crew SC	12	6	5	13	0.57	8	0.35
Sporting Kansas City	12	6	3	13	0.62	12	0.57
FC Dallas	9	6	7	12	0.55	8	0.36
New England Revolution	8	7	8	11	0.48	9	0.39
Atlanta United	6	13	4	11	0.48	18	0.78
Houston Dynamo	4	10	9	10	0.43	23	1.00
San Jose Earthquakes	8	9	6	10	0.43	21	0.91
Vancouver Whitecaps FC	9	14	0	10	0.43	20	0.87
Colorado Rapids	8	6	4	9	0.50	6	0.33
LA Galaxy	6	12	4	9	0.41	16	0.73
D.C. United	5	12	6	8	0.35	18	0.78
Real Salt Lake	5	10	7	6	0.27	14	0.64
FC Cincinnati	4	15	4	2	0.09	19	0.83

Second-Half Goal-Scoring Totals

Team	W	L	T	GF	AVG	GA	AVG
Seattle Sounders FC	11	5	6	28	1.27	16	0.73
Philadelphia Union	14	4	5	27	1.17	15	0.65
Portland Timbers	11	6	6	27	1.17	22	0.96
Sporting Kansas City	12	6	3	25	1.19	13	0.62
San Jose Earthquakes	8	9	6	25	1.09	30	1.30
Columbus Crew SC	12	6	5	23	1.00	13	0.57
Colorado Rapids	8	6	4	23	1.28	22	1.22
Los Angeles FC	9	8	5	23	1.05	22	1.00
New York City FC	12	8	3	21	0.91	11	0.48
Minnesota United	9	5	7	20	0.95	16	0.76
Houston Dynamo	4	10	9	20	0.87	17	0.74
Real Salt Lake	5	10	7	19	0.86	21	0.95
Toronto FC	13	5	5	19	0.83	14	0.61
Orlando City SC	11	4	8	19	0.83	18	0.78
LA Galaxy	6	12	4	18	0.82	30	1.36
D.C. United	5	12	6	17	0.74	23	1.00
Montreal Impact	8	13	2	17	0.74	20	0.87
Vancouver Whitecaps FC	9	14	0	17	0.74	24	1.04
FC Dallas	9	6	7	16	0.73	16	0.73
New England Revolution	8	7	8	15	0.65	16	0.70
New York Red Bulls	9	9	5	15	0.65	20	0.87
Atlanta United	6	13	4	12	0.52	12	0.52
Chicago Fire	5	10	8	12	0.52	25	1.09
Nashville SC	8	7	8	11	0.48	12	0.52
FC Cincinnati	4	15	4	10	0.43	17	0.74
Inter Miami CF	7	13	3	8	0.35	22	0.96

Team Total Shots

Team	W	L	T	1st	2nd/OT	TOT
Los Angeles FC	9	8	5	173	185	358
New York City FC	12	8	3	175	181	356
New England Revolution	8	7	8	150	190	340
Houston Dynamo	4	10	9	159	170	329
Chicago Fire	5	10	8	157	161	318
Sporting Kansas City	12	6	3	138	175	313
San Jose Earthquakes	8	9	6	142	163	305
Inter Miami CF	7	13	3	152	147	299
Philadelphia Union	14	4	5	141	156	297
Minnesota United	9	5	7	127	165	292
Toronto FC	13	5	5	129	161	290
Seattle Sounders FC	11	5	6	130	150	280
FC Dallas	9	6	7	117	161	278
Real Salt Lake	5	10	7	138	139	277
Nashville SC	8	7	8	124	149	273
Orlando City SC	11	4	8	134	132	266
Portland Timbers	11	6	6	117	142	259
Columbus Crew SC	12	6	5	111	140	251
LA Galaxy	6	12	4	108	141	249
Colorado Rapids	8	6	4	108	140	248
Montreal Impact	8	13	2	122	125	247
New York Red Bulls	9	9	5	110	135	245
FC Cincinnati	4	15	4	106	129	235
Atlanta United	6	13	4	104	115	219
D.C. United	5	12	6	110	109	219
Vancouver Whitecaps FC	9	14	0	94	102	196

Team Total Shots Against

Team	W	L	T	1st	2nd/OT	TOT
Vancouver Whitecaps FC	9	14	0	186	193	379
D.C. United	5	12	6	173	173	346
Houston Dynamo	4	10	9	156	184	340
FC Dallas	9	6	7	152	188	340
Montreal Impact	8	13	2	139	194	333
Portland Timbers	11	6	6	168	164	332
LA Galaxy	6	12	4	145	160	305
Orlando City SC	11	4	8	140	164	304
Minnesota United	9	5	7	153	144	297
FC Cincinnati	4	15	4	144	146	290
Chicago Fire	5	10	8	124	154	278
Columbus Crew SC	12	6	5	122	155	277
San Jose Earthquakes	8	9	6	129	141	270
Philadelphia Union	14	4	5	117	149	266
Atlanta United	6	13	4	135	130	265
Nashville SC	8	7	8	107	157	264
New York Red Bulls	9	9	5	117	143	260
New York City FC	12	8	3	120	135	255
Colorado Rapids	8	6	4	112	139	251
New England Revolution	8	7	8	121	125	246
Los Angeles FC	9	8	5	111	125	236
Toronto FC	13	5	5	119	117	236
Inter Miami CF	7	13	3	111	120	231
Real Salt Lake	5	10	7	91	138	229
Seattle Sounders FC	11	5	6	90	120	210
Sporting Kansas City	12	6	3	94	105	199

Record When Scoring First Goal

Team	W	L	T	PCT
Atlanta United	6	0	0	1.000
FC Cincinnati	4	0	0	1.000
New York City FC	12	0	0	1.000
Seattle Sounders FC	10	0	1	.955
FC Dallas	8	0	2	.900
Minnesota United	8	0	2	.900
Columbus Crew SC	12	1	1	.893
Toronto FC	10	0	3	.885
Philadelphia Union	13	1	3	.853
Sporting Kansas City	10	2	1	.808
New England Revolution	7	1	2	.800
Real Salt Lake	4	1	0	.800
Portland Timbers	11	1	5	.794
New York Red Bulls	8	1	3	.792
Vancouver Whitecaps FC	7	2	0	.778
Los Angeles FC	7	2	1	.750
Orlando City SC	9	2	4	.733
Colorado Rapids	7	2	2	.727
Chicago Fire	5	1	3	.722
Houston Dynamo	3	0	4	.714
Nashville SC	7	2	3	.708
Montreal Impact	5	2	1	.688
LA Galaxy	5	2	2	.667
San Jose Earthquakes	4	2	1	.643
D.C. United	4	3	1	.563
Inter Miami CF	5	4	1	.550

Record When Allowing First Goal

Team	W	L	T	PCT
Orlando City SC	2	2	1	.500
Toronto FC	3	5	1	.389
San Jose Earthquakes	4	7	2	.385
Sporting Kansas City	2	4	2	.375
Los Angeles FC	2	6	4	.333
Colorado Rapids	1	4	2	.286
Seattle Sounders FC	1	5	3	.278
Minnesota United	1	5	2	.250
Philadelphia Union	1	3	0	.250
Montreal Impact	3	11	1	.233
New England Revolution	1	6	2	.222
Nashville SC	1	5	1	.214
Houston Dynamo	1	10	4	.200
Real Salt Lake	1	9	3	.192
D.C. United	1	9	3	.192
Columbus Crew SC	0	5	3	.188
FC Dallas	1	6	1	.188
Inter Miami CF	2	9	0	.182
New York Red Bulls	1	8	2	.182
Chicago Fire	0	9	4	.154
Vancouver Whitecaps FC	2	12	0	.143
LA Galaxy	1	10	1	.125
Portland Timbers	0	5	1	.083
Atlanta United	0	13	2	.067
New York City FC	0	8	1	.056
FC Cincinnati	0	15	0	.000

Record When Leading at The Half

Team	W	L	T	PCT
FC Cincinnati	1	0	0	1.000
Atlanta United	5	0	0	1.000
New York City FC	3	0	0	1.000
Montreal Impact	4	0	0	1.000
Seattle Sounders FC	6	0	1	.929
FC Dallas	6	0	1	.929
Orlando City SC	9	0	2	.909
New England Revolution	4	0	1	.900
Philadelphia Union	9	1	0	.900
LA Galaxy	3	0	1	.875
New York Red Bulls	5	0	2	.857
Columbus Crew SC	8	1	1	.850
Portland Timbers	7	0	3	.850
Chicago Fire	4	0	2	.833
Toronto FC	6	0	3	.833
Minnesota United	5	0	3	.813
Nashville SC	4	1	0	.800
Los Angeles FC	7	1	2	.800
Houston Dynamo	3	0	3	.750
Real Salt Lake	3	1	0	.750
San Jose Earthquakes	3	1	0	.750
Vancouver Whitecaps FC	3	1	0	.750
Sporting Kansas City	5	2	0	.714
Colorado Rapids	4	2	0	.667
Inter Miami CF	4	3	0	.571
D.C. United	2	2	0	.500

Record When Trailing At The Half

Team	W	L	T	PCT
Toronto FC	3	3	0	.500
Sporting Kansas City	2	4	0	.333
San Jose Earthquakes	2	5	2	.333
Columbus Crew SC	0	2	3	.300
Minnesota United	1	3	1	.300
New England Revolution	1	3	0	.250
Chicago Fire	0	2	2	.250
Real Salt Lake	1	7	3	.227
Houston Dynamo	1	7	3	.227
FC Dallas	1	4	0	.200
Portland Timbers	0	3	2	.200
Seattle Sounders FC	0	3	2	.200
Vancouver Whitecaps FC	2	8	0	.200
D.C. United	1	6	1	.188
Colorado Rapids	0	3	1	.125
Nashville SC	0	4	1	.100
Montreal Impact	1	10	0	.091
New York Red Bulls	0	5	1	.083
LA Galaxy	0	6	1	.071
Los Angeles FC	0	6	1	.071
Atlanta United	0	9	1	.050
FC Cincinnati	0	11	0	.000
New York City FC	0	3	0	.000
Inter Miami CF	0	4	0	.000
Orlando City SC	0	1	0	.000
Philadelphia Union	0	1	0	.000

Team Winning Streak Leaders - cont...

Team	#	Start	Stop
Atlanta United	2	02/29/2020	03/07/2020
Chicago Fire	2	09/23/2020	09/27/2020
Columbus Crew SC	2	09/02/2020	09/06/2020
FC Cincinnati	2	07/16/2020	07/22/2020
Los Angeles FC	2	10/04/2020	10/11/2020
Los Angeles FC	2	10/25/2020	10/28/2020
Sporting Kansas City	2	02/29/2020	03/07/2020

Team Winning Streak Leaders

Team	#	Start	Stop
Colorado Rapids	2	02/29/2020	03/07/2020
Colorado Rapids	2	09/19/2020	09/23/2020
Colorado Rapids	3	11/01/2020	
Columbus Crew SC	4	07/11/2020	08/20/2020
Columbus Crew SC	2	09/19/2020	09/23/2020
D.C. United	3	10/18/2020	10/28/2020
FC Dallas	3	09/12/2020	09/19/2020
FC Dallas	3	10/28/2020	11/04/2020
Houston Dynamo	3	08/25/2020	09/05/2020
Inter Miami CF	2	10/07/2020	10/10/2020
LA Galaxy	4	08/22/2020	09/06/2020
Minnesota United	3	03/01/2020	07/12/2020
Minnesota United	2	09/06/2020	09/09/2020
Minnesota United	2	10/24/2020	10/28/2020
Montreal Impact	2	07/21/2020	08/25/2020
Nashville SC	2	10/14/2020	10/20/2020
New England Revolution	2	09/23/2020	09/27/2020
New England Revolution	2	10/11/2020	10/14/2020
New York City FC	3	08/24/2020	09/02/2020
New York City FC	3	09/26/2020	10/07/2020
New York City FC	4	10/24/2020	
New York Red Bulls	2	09/23/2020	09/27/2020
Orlando City SC	2	07/08/2020	07/14/2020
Orlando City SC	2	08/26/2020	08/29/2020
Orlando City SC	3	09/12/2020	09/23/2020
Orlando City SC	3	10/28/2020	11/04/2020
Philadelphia Union	2	07/09/2020	07/14/2020
Philadelphia Union	2	08/25/2020	08/29/2020
Philadelphia Union	3	09/06/2020	09/20/2020
Philadelphia Union	2	10/07/2020	10/11/2020
Philadelphia Union	3	10/19/2020	10/28/2020
Portland Timbers	3	03/08/2020	07/18/2020
Portland Timbers	5	09/19/2020	10/11/2020
Portland Timbers	2	10/28/2020	11/01/2020
San Jose Earthquakes	2	07/15/2020	07/19/2020
San Jose Earthquakes	3	09/27/2020	10/07/2020
San Jose Earthquakes	2	10/28/2020	11/04/2020
Seattle Sounders FC	3	07/19/2020	08/30/2020
Seattle Sounders FC	2	09/10/2020	09/18/2020
Seattle Sounders FC	3	09/27/2020	10/07/2020
Sporting Kansas City	3	07/17/2020	08/21/2020
Sporting Kansas City	3	10/03/2020	10/11/2020
Sporting Kansas City	3	10/24/2020	
Toronto FC	3	08/18/2020	08/28/2020
Toronto FC	5	09/23/2020	10/11/2020
Vancouver Whitecaps FC	2	09/16/2020	09/19/2020
Vancouver Whitecaps FC	2	10/10/2020	10/14/2020

Team Undefeated Streak Leaders - cont...

Team	#	Start	Stop
Atlanta United	2	02/29/2020	03/07/2020
Atlanta United	2	09/02/2020	09/05/2020
Atlanta United	2	10/03/2020	10/07/2020
Chicago Fire	2	03/07/2020	07/14/2020
Chicago Fire	2	10/31/2020	11/04/2020
Colorado Rapids	2	02/29/2020	03/07/2020
Colorado Rapids	2	09/19/2020	09/23/2020
Columbus Crew SC	2	10/18/2020	10/24/2020
D.C. United	2	09/02/2020	09/06/2020
FC Cincinnati	2	08/29/2020	09/02/2020
FC Cincinnati	2	09/19/2020	09/23/2020
FC Dallas	2	02/29/2020	03/07/2020
FC Dallas	2	09/27/2020	10/03/2020
Houston Dynamo	2	10/18/2020	10/24/2020
Inter Miami CF	3	09/02/2020	09/09/2020
Inter Miami CF	3	10/07/2020	10/14/2020
LA Galaxy	2	11/01/2020	11/04/2020
Los Angeles FC	2	10/04/2020	10/11/2020
Minnesota United	2	09/06/2020	09/09/2020
Montreal Impact	2	02/29/2020	03/07/2020
Montreal Impact	2	07/21/2020	08/25/2020
Montreal Impact	2	10/03/2020	10/07/2020
Nashville SC	2	08/12/2020	08/16/2020
New England Revolution	2	10/11/2020	10/14/2020
New York Red Bulls	2	09/23/2020	09/27/2020
Real Salt Lake	3	08/22/2020	09/02/2020
Real Salt Lake	2	09/23/2020	09/27/2020
Real Salt Lake	2	10/14/2020	10/24/2020
San Jose Earthquakes	2	09/13/2020	09/16/2020
San Jose Earthquakes	2	10/14/2020	10/18/2020
San Jose Earthquakes	2	10/28/2020	11/04/2020
Seattle Sounders FC	2	09/10/2020	09/18/2020
Seattle Sounders FC	3	09/27/2020	10/07/2020
Seattle Sounders FC	3	10/18/2020	10/27/2020
Seattle Sounders FC	2	11/04/2020	
Sporting Kansas City	2	02/29/2020	03/07/2020
Sporting Kansas City	2	08/29/2020	09/02/2020
Vancouver Whitecaps FC	2	09/16/2020	09/19/2020
Vancouver Whitecaps FC	2	10/10/2020	10/14/2020

Team Undefeated Streak Leaders

Team	#	Start	Stop
Chicago Fire	3	09/23/2020	10/03/2020
Chicago Fire	3	10/11/2020	10/24/2020
Colorado Rapids	4	08/29/2020	09/12/2020
Colorado Rapids	3	11/01/2020	
Columbus Crew SC	6	03/01/2020	08/20/2020
Columbus Crew SC	6	08/29/2020	09/23/2020
D.C. United	3	03/07/2020	07/17/2020
D.C. United	4	10/14/2020	10/28/2020
FC Cincinnati	3	07/16/2020	08/21/2020
FC Dallas	4	08/16/2020	09/02/2020
FC Dallas	3	09/12/2020	09/19/2020
FC Dallas	4	10/24/2020	11/04/2020
Houston Dynamo	6	07/23/2020	09/09/2020
LA Galaxy	6	07/23/2020	09/13/2020
Los Angeles FC	5	03/01/2020	07/23/2020
Los Angeles FC	3	10/18/2020	10/28/2020
Minnesota United	5	03/01/2020	07/22/2020
Minnesota United	8	09/27/2020	
Nashville SC	4	08/30/2020	09/12/2020
Nashville SC	4	09/23/2020	10/06/2020
Nashville SC	5	10/14/2020	10/31/2020
New England Revolution	7	03/07/2020	08/29/2020
New England Revolution	4	09/19/2020	10/03/2020
New York City FC	6	08/24/2020	09/19/2020
New York City FC	3	09/26/2020	10/07/2020
New York City FC	4	10/24/2020	
New York Red Bulls	3	03/01/2020	07/11/2020
New York Red Bulls	5	10/10/2020	10/28/2020
Orlando City SC	3	07/08/2020	07/20/2020
Orlando City SC	12	08/26/2020	10/18/2020
Orlando City SC	3	10/28/2020	11/04/2020
Philadelphia Union	7	03/08/2020	08/29/2020
Philadelphia Union	5	09/06/2020	09/27/2020
Philadelphia Union	6	10/07/2020	10/28/2020
Portland Timbers	4	03/08/2020	07/23/2020
Portland Timbers	6	09/16/2020	10/11/2020
Portland Timbers	4	10/18/2020	11/01/2020
Real Salt Lake	4	02/29/2020	07/17/2020
San Jose Earthquakes	3	07/10/2020	07/19/2020
San Jose Earthquakes	3	09/27/2020	10/07/2020
Seattle Sounders FC	3	03/01/2020	07/10/2020
Seattle Sounders FC	4	07/19/2020	09/02/2020
Sporting Kansas City	3	07/17/2020	08/21/2020
Sporting Kansas City	3	10/03/2020	10/11/2020
Sporting Kansas City	4	10/17/2020	
Toronto FC	8	02/29/2020	08/28/2020
Toronto FC	9	09/09/2020	10/18/2020

Team Losing Streak Leaders

Team	#	Start	Stop
Atlanta United	3	07/11/2020	07/21/2020
Atlanta United	3	09/09/2020	09/19/2020
Atlanta United	3	10/18/2020	10/28/2020
Chicago Fire	3	07/19/2020	08/20/2020
Colorado Rapids	2	07/12/2020	07/17/2020
Colorado Rapids	2	10/24/2020	10/28/2020
Columbus Crew SC	2	10/07/2020	10/14/2020
D.C. United	2	08/25/2020	08/29/2020
D.C. United	5	09/23/2020	10/11/2020
D.C. United	2	11/01/2020	
FC Cincinnati	3	03/01/2020	07/11/2020
FC Cincinnati	2	09/06/2020	09/12/2020
FC Cincinnati	4	09/26/2020	10/11/2020
FC Cincinnati	5	10/18/2020	
Houston Dynamo	2	10/10/2020	10/14/2020
Houston Dynamo	3	10/28/2020	
Inter Miami CF	5	03/01/2020	07/20/2020
Inter Miami CF	3	09/23/2020	10/03/2020
Inter Miami CF	2	10/28/2020	11/01/2020
LA Galaxy	3	03/07/2020	07/18/2020
LA Galaxy	6	09/19/2020	10/14/2020
LA Galaxy	2	10/25/2020	10/28/2020
Los Angeles FC	2	08/22/2020	08/30/2020
Los Angeles FC	2	09/06/2020	09/09/2020
Minnesota United	3	08/21/2020	09/02/2020
Montreal Impact	2	07/09/2020	07/16/2020
Montreal Impact	4	09/16/2020	09/27/2020
Montreal Impact	2	10/11/2020	10/14/2020
Montreal Impact	3	10/24/2020	11/01/2020
Nashville SC	2	02/29/2020	03/08/2020
Nashville SC	2	08/22/2020	08/26/2020
New York City FC	4	03/01/2020	07/14/2020
New York Red Bulls	2	07/16/2020	07/22/2020
New York Red Bulls	2	09/02/2020	09/06/2020
New York Red Bulls	2	10/03/2020	10/07/2020
Real Salt Lake	2	09/12/2020	09/19/2020
Real Salt Lake	3	10/04/2020	10/10/2020
Real Salt Lake	3	10/28/2020	
San Jose Earthquakes	2	08/29/2020	09/02/2020
San Jose Earthquakes	2	09/19/2020	09/23/2020
Sporting Kansas City	2	09/19/2020	09/23/2020
Toronto FC	2	09/01/2020	09/05/2020
Toronto FC	2	10/24/2020	10/28/2020
Vancouver Whitecaps FC	2	07/15/2020	07/19/2020
Vancouver Whitecaps FC	3	08/18/2020	08/25/2020
Vancouver Whitecaps FC	4	09/23/2020	10/07/2020
Vancouver Whitecaps FC	2	10/27/2020	11/01/2020

Team Home Winning Streak Leaders

Team	#	Start	Stop
Chicago Fire	3	09/23/2020	10/11/2020
Colorado Rapids	2	09/23/2020	
Columbus Crew SC	7	03/01/2020	09/23/2020
Columbus Crew SC	3	10/18/2020	
FC Dallas	3	08/29/2020	09/16/2020
FC Dallas	3	10/14/2020	
Houston Dynamo	2	09/02/2020	09/05/2020
Inter Miami CF	2	10/24/2020	
LA Galaxy	2	08/29/2020	09/06/2020
LA Galaxy	2	10/18/2020	11/01/2020
Los Angeles FC	3	09/02/2020	09/23/2020
Los Angeles FC	3	10/11/2020	10/28/2020
Minnesota United	2	09/06/2020	09/09/2020
Montreal Impact	2	07/21/2020	08/25/2020
Nashville SC	2	09/12/2020	09/23/2020
New York City FC	3	08/24/2020	09/12/2020
New York City FC	2	09/26/2020	10/07/2020
New York City FC	2	10/24/2020	
New York Red Bulls	2	03/01/2020	08/20/2020
New York Red Bulls	2	10/28/2020	
Orlando City SC	3	07/08/2020	08/26/2020
Orlando City SC	3	09/12/2020	10/03/2020
Orlando City SC	2	10/28/2020	11/04/2020
Philadelphia Union	9	08/25/2020	
Portland Timbers	2	03/08/2020	07/18/2020
Portland Timbers	2	09/23/2020	10/11/2020
Portland Timbers	2	10/28/2020	11/01/2020
San Jose Earthquakes	2	10/03/2020	10/07/2020
San Jose Earthquakes	2	10/28/2020	
Seattle Sounders FC	2	07/19/2020	08/30/2020
Seattle Sounders FC	4	09/10/2020	10/07/2020
Sporting Kansas City	3	10/07/2020	
Toronto FC	2	08/18/2020	08/21/2020
Toronto FC	2	09/27/2020	10/03/2020
Vancouver Whitecaps FC	3	10/10/2020	10/24/2020

Team Home Undefeated Streak Leaders

Team	#	Start	Stop
Atlanta United	2	09/23/2020	10/07/2020
Chicago Fire	6	09/12/2020	10/24/2020
Colorado Rapids	2	03/07/2020	07/22/2020
Colorado Rapids	4	08/29/2020	
Columbus Crew SC	7	03/01/2020	09/23/2020
Columbus Crew SC	3	10/18/2020	
D.C. United	2	03/07/2020	07/17/2020
D.C. United	2	10/14/2020	10/28/2020
FC Cincinnati	5	07/22/2020	09/23/2020
FC Dallas	2	02/29/2020	03/07/2020
FC Dallas	9	08/16/2020	
Houston Dynamo	5	02/29/2020	09/19/2020
Inter Miami CF	3	08/22/2020	09/09/2020
Inter Miami CF	4	10/10/2020	
LA Galaxy	3	07/23/2020	09/06/2020
LA Galaxy	3	10/18/2020	
Los Angeles FC	5	03/01/2020	07/23/2020
Los Angeles FC	3	09/02/2020	09/23/2020
Los Angeles FC	4	10/11/2020	
Minnesota United	8	09/06/2020	
Montreal Impact	2	07/21/2020	08/25/2020
Nashville SC	9	08/30/2020	10/31/2020
New England Revolution	3	03/07/2020	08/29/2020
New England Revolution	3	09/19/2020	10/03/2020
New York City FC	3	08/24/2020	09/12/2020
New York City FC	2	09/26/2020	10/07/2020
New York City FC	2	10/24/2020	
New York Red Bulls	2	03/01/2020	08/20/2020
New York Red Bulls	3	10/18/2020	
Orlando City SC	11	02/29/2020	11/04/2020
Philadelphia Union	11	07/14/2020	
Portland Timbers	2	03/08/2020	07/18/2020
Portland Timbers	5	09/23/2020	11/01/2020
Real Salt Lake	3	03/07/2020	07/17/2020
Real Salt Lake	2	09/02/2020	09/09/2020
Real Salt Lake	2	10/14/2020	10/24/2020
San Jose Earthquakes	3	09/05/2020	09/16/2020
San Jose Earthquakes	5	10/03/2020	
Seattle Sounders FC	5	03/01/2020	08/30/2020
Seattle Sounders FC	6	09/10/2020	
Sporting Kansas City	2	09/02/2020	09/13/2020
Sporting Kansas City	3	10/07/2020	
Toronto FC	5	03/07/2020	08/21/2020
Toronto FC	4	09/27/2020	10/18/2020
Vancouver Whitecaps FC	3	10/10/2020	10/24/2020

Team Home Losing Streak Leaders

Team	#	Start	Stop
Atlanta United	3	07/11/2020	07/21/2020
Atlanta United	2	10/10/2020	10/24/2020
Chicago Fire	2	07/19/2020	07/23/2020
D.C. United	2	09/27/2020	10/03/2020
FC Cincinnati	3	10/18/2020	
Inter Miami CF	2	09/23/2020	10/03/2020
LA Galaxy	2	03/07/2020	07/13/2020
LA Galaxy	4	09/19/2020	10/14/2020
Montreal Impact	2	07/09/2020	07/16/2020
Montreal Impact	3	08/28/2020	09/20/2020
Montreal Impact	2	10/27/2020	
New England Revolution	2	10/07/2020	10/19/2020
New York Red Bulls	3	09/02/2020	09/19/2020
Real Salt Lake	2	09/12/2020	09/19/2020
Sporting Kansas City	2	09/19/2020	09/23/2020
Vancouver Whitecaps FC	2	02/29/2020	07/15/2020

Team Road Winning Streak Leaders

Team	#	Start	Stop
Colorado Rapids	2	11/04/2020	
Columbus Crew SC	2	07/11/2020	07/21/2020
D.C. United	2	10/18/2020	10/24/2020
LA Galaxy	2	08/22/2020	09/02/2020
Minnesota United	3	03/01/2020	07/12/2020
Montreal Impact	2	09/01/2020	09/13/2020
Nashville SC	3	10/14/2020	
New England Revolution	2	08/25/2020	09/06/2020
New England Revolution	3	09/27/2020	10/14/2020
New York City FC	2	10/28/2020	
New York Red Bulls	2	09/12/2020	09/23/2020
Philadelphia Union	2	09/06/2020	09/20/2020
Portland Timbers	3	09/19/2020	10/07/2020
San Jose Earthquakes	2	07/15/2020	07/19/2020
Sporting Kansas City	3	02/29/2020	08/21/2020
Sporting Kansas City	2	10/28/2020	
Toronto FC	2	07/16/2020	08/28/2020
Toronto FC	3	09/23/2020	10/11/2020

Team Road Undefeated Streak Leaders

Team	#	Start	Stop
Atlanta United	2	02/29/2020	09/05/2020
Atlanta United	2	10/03/2020	10/14/2020
Chicago Fire	2	10/31/2020	
Colorado Rapids	2	09/05/2020	09/12/2020
Colorado Rapids	2	11/04/2020	
Columbus Crew SC	3	03/07/2020	07/21/2020
Columbus Crew SC	2	08/29/2020	09/12/2020
D.C. United	2	10/18/2020	10/24/2020
FC Dallas	2	08/21/2020	09/02/2020
FC Dallas	2	10/24/2020	11/04/2020
Houston Dynamo	3	07/23/2020	09/09/2020
LA Galaxy	3	08/22/2020	09/13/2020
Minnesota United	5	03/01/2020	07/22/2020
Minnesota United	2	10/06/2020	
Montreal Impact	3	03/07/2020	09/13/2020
Nashville SC	2	08/12/2020	08/16/2020
Nashville SC	3	10/14/2020	
New England Revolution	5	07/09/2020	09/06/2020
New England Revolution	4	09/27/2020	10/23/2020
New York City FC	5	09/02/2020	10/14/2020
New York City FC	2	10/28/2020	
New York Red Bulls	2	03/07/2020	07/11/2020
New York Red Bulls	3	08/29/2020	09/23/2020
New York Red Bulls	3	10/10/2020	10/24/2020
Orlando City SC	6	08/29/2020	10/18/2020
Philadelphia Union	3	03/08/2020	08/20/2020
Philadelphia Union	3	09/06/2020	09/23/2020
Philadelphia Union	2	10/14/2020	10/19/2020
Portland Timbers	3	07/13/2020	09/06/2020
Portland Timbers	4	09/16/2020	10/07/2020
Portland Timbers	2	10/22/2020	
Real Salt Lake	3	02/29/2020	08/29/2020
San Jose Earthquakes	3	07/10/2020	07/19/2020
Seattle Sounders FC	2	08/23/2020	09/02/2020
Seattle Sounders FC	2	10/18/2020	10/27/2020
Sporting Kansas City	4	02/29/2020	08/29/2020
Sporting Kansas City	3	10/17/2020	
Toronto FC	3	02/29/2020	08/28/2020
Toronto FC	5	09/09/2020	10/11/2020

Team Road Losing Streak Leaders

Team	#	Start	Stop
Atlanta United	3	09/09/2020	09/27/2020
Atlanta United	3	10/18/2020	
Chicago Fire	2	08/20/2020	08/29/2020
Chicago Fire	2	10/07/2020	10/28/2020
Colorado Rapids	2	07/12/2020	07/17/2020
Colorado Rapids	2	10/24/2020	10/28/2020
Columbus Crew SC	2	10/28/2020	
D.C. United	3	09/23/2020	10/11/2020
FC Cincinnati	2	03/01/2020	03/07/2020
FC Cincinnati	3	08/25/2020	09/12/2020
FC Cincinnati	5	09/26/2020	
FC Dallas	3	09/23/2020	10/20/2020
Houston Dynamo	2	09/12/2020	09/23/2020
Houston Dynamo	2	10/28/2020	
Inter Miami CF	5	03/01/2020	08/30/2020
Inter Miami CF	3	10/17/2020	
LA Galaxy	5	09/23/2020	
Los Angeles FC	4	08/30/2020	09/18/2020
Minnesota United	3	08/29/2020	09/13/2020
Montreal Impact	3	09/16/2020	09/27/2020
Montreal Impact	2	10/11/2020	10/24/2020
Nashville SC	2	08/22/2020	08/26/2020
New England Revolution	2	10/28/2020	
New York City FC	3	03/01/2020	07/14/2020
New York Red Bulls	3	07/16/2020	08/25/2020
Real Salt Lake	4	10/07/2020	
San Jose Earthquakes	4	08/29/2020	09/23/2020
San Jose Earthquakes	2	10/24/2020	
Toronto FC	2	10/24/2020	
Vancouver Whitecaps FC	3	08/18/2020	08/25/2020
Vancouver Whitecaps FC	5	09/23/2020	

Consecutive Games With Goals

#	Player	Team	Start	Stop	Active
5	Robert Beric	CHI	9/12/2020	10/3/2020	
4	Alejandro Pozuelo	TOR	9/19/2020	10/3/2020	
4	Daryl Dike	ORL	10/24/2020	11/8/2020	Active
3	Robert Beric	CHI	10/17/2020	10/28/2020	
3	Johnny Russell	KC	9/13/2020	9/23/2020	
3	Cristian Pavon	LA	8/29/2020	9/6/2020	
3	Yimmi Chara	POR	9/16/2020	9/23/2020	
3	Daniel Rios	NSH	9/23/2020	10/20/2020	
3	Felipe Mora	POR	9/27/2020	10/11/2020	
3	Felipe Mora	POR	8/29/2020	9/6/2020	
3	Franco Jara	DAL	9/12/2020	9/19/2020	
3	Gyasi Zardes	CLB	9/6/2020	9/19/2020	
3	Gyasi Zardes	CLB	3/7/2020	7/16/2020	
3	Bradley Wright-Phillips	LFC	7/13/2020	7/23/2020	
3	Khiry Shelton	KC	3/7/2020	7/17/2020	
3	Romell Quioto	MTL	9/13/2020	9/20/2020	
3	Diego Rossi	LFC	3/8/2020	7/18/2020	
3	Jeremy Ebobisse	POR	7/13/2020	7/23/2020	
3	Chris Mueller	ORL	3/7/2020	7/14/2020	
3	Anthony Fontana	PHI	9/12/2020	9/27/2020	
3	Raul Ruidiaz	SEA	7/19/2020	8/30/2020	
2	Valentin Castellanos	NYC	11/1/2020	11/8/2020	Active
2	Brian White	NYR	11/1/2020	11/8/2020	Active
2	Brian White	NYR	10/18/2020	10/24/2020	
2	Cole Bassett	COL	9/19/2020	9/23/2020	
2	Kacper Przybylko	PHI	8/25/2020	8/29/2020	
2	Zdenek Ondrasek	DAL	2/29/2020	3/7/2020	
2	Andre Shinyashiki	COL	10/28/2020	11/1/2020	
2	Benji Michel	ORL	9/19/2020	9/23/2020	
2	Benji Michel	ORL	9/2/2020	9/5/2020	
2	Alexandru Mitrita	NYC	9/26/2020	10/3/2020	Active
2	Donovan Pines	DC	10/14/2020	10/18/2020	
2	Ayo Akinola	TOR	10/3/2020	10/7/2020	
2	Ayo Akinola	TOR	7/13/2020	7/16/2020	
2	Eryk Williamson	POR	9/6/2020	9/13/2020	
2	Corey Baird	RSL	8/22/2020	8/29/2020	
2	Anthony Fontana	PHI	10/14/2020	10/19/2020	
2	Jonathan Lewis	COL	9/19/2020	9/23/2020	
2	Jonathan Lewis	COL	7/17/2020	7/22/2020	
2	Ezequiel Barco	ATL	2/29/2020	3/7/2020	
2	Anton Tinnerholm	NYC	9/26/2020	10/3/2020	
2	Saphir Taider	MTL	7/16/2020	7/21/2020	
2	Jesus Medina	NYC	10/24/2020	10/28/2020	
2	Chris Mueller	ORL	10/28/2020	11/4/2020	
2	Chris Mueller	ORL	8/26/2020	8/29/2020	
2	Alberth Elis	HOU	7/13/2020	7/18/2020	

Consecutive Games With Goals - cont...

#	Player	Team	Start	Stop	Active
2	Kelvin Leerdam	SEA	9/6/2020	9/10/2020	
2	Pedro Santos	CLB	10/14/2020	10/18/2020	
2	Pedro Santos	CLB	9/19/2020	9/23/2020	
2	Diego Rossi	LFC	10/28/2020	11/4/2020	
2	Diego Rossi	LFC	8/30/2020	9/2/2020	
2	Memo Rodriguez	HOU	10/18/2020	10/24/2020	
2	Sebastian Lletget	LA	9/27/2020	10/3/2020	
2	Sebastian Lletget	LA	8/22/2020	8/29/2020	
2	Fabian Herbers	CHI	9/23/2020	9/27/2020	
2	Frederic Brillant	DC	3/7/2020	7/13/2020	
2	Maximiliano Urruti	MTL	2/29/2020	3/7/2020	
2	Diego Valeri	POR	3/1/2020	3/8/2020	
2	Marcelino Moreno	ATL	11/1/2020	11/8/2020	Active
2	Caden Clark	NYR	10/10/2020	10/14/2020	
2	Gadi Kinda	KC	10/17/2020	10/24/2020	
2	Gadi Kinda	KC	8/21/2020	8/25/2020	
2	Gadi Kinda	KC	2/29/2020	3/7/2020	
2	Luis Amarilla	MIN	3/1/2020	3/7/2020	
2	Franco Jara	DAL	10/28/2020	10/31/2020	
2	Hany Mukhtar	NSH	10/14/2020	11/8/2020	Active
2	Lucas Zelarayan	CLB	7/11/2020	7/16/2020	
2	Lucas Cavallini	VAN	10/10/2020	10/14/2020	
2	Robert Beric	CHI	11/4/2020	11/8/2020	Active
2	Cristian Pavon	LA	7/18/2020	7/23/2020	
2	Damir Kreilach	RSL	10/10/2020	10/14/2020	
2	Damir Kreilach	RSL	8/22/2020	8/29/2020	
2	Damir Kreilach	RSL	3/7/2020	7/12/2020	
2	Raul Ruidiaz	SEA	11/4/2020	11/8/2020	Active
2	Raul Ruidiaz	SEA	10/3/2020	10/27/2020	
2	Raul Ruidiaz	SEA	9/10/2020	9/18/2020	
2	Jamiro Monteiro	PHI	10/24/2020	11/1/2020	
2	Amar Sejdic	MTL	10/11/2020	10/14/2020	
2	Gary Mackay-Steven	NYC	11/1/2020	11/8/2020	Active
2	Emerson Hyndman	ATL	2/29/2020	3/7/2020	
2	Gustavo Bou	NE	9/23/2020	9/27/2020	
2	Gustavo Bou	NE	8/25/2020	8/29/2020	
2	Lassi Lappalainen	MTL	10/3/2020	10/7/2020	Active
2	Andres Rios	SJ	10/3/2020	10/7/2020	
2	Robin Lod	MIN	10/28/2020	11/4/2020	
2	Robin Lod	MIN	9/19/2020	9/23/2020	
2	Cristian Pavon	LA	10/28/2020	11/1/2020	
2	Darwin Quintero	HOU	8/25/2020	9/2/2020	
2	Brek Shea	MCF	10/14/2020	10/17/2020	
2	Brek Shea	MCF	9/12/2020	9/19/2020	
2	Carlos Vela	LFC	3/1/2020	3/8/2020	
2	Chris Wondolowski	SJ	10/28/2020	11/4/2020	
2	Chris Wondolowski	SJ	9/5/2020	9/10/2020	

Consecutive Games With Goals - cont...

#	Player	Team	Start	Stop	Active
2	Chris Wondolowski	SJ	7/15/2020	7/19/2020	
2	Teal Bunbury	NE	10/11/2020	10/14/2020	
2	Juan Agudelo	MCF	9/19/2020	9/23/2020	
2	Alan Pulido	KC	10/3/2020	10/24/2020	
2	Alan Pulido	KC	2/29/2020	3/7/2020	
2	Daniel Royer	NYR	9/23/2020	9/27/2020	
2	Kevin Molino	MIN	9/19/2020	10/3/2020	
2	Alexander Ring	NYC	8/24/2020	8/29/2020	
2	Federico Higuain	DC	7/13/2020	7/17/2020	
2	Daryl Dike	ORL	8/22/2020	8/26/2020	

Consecutive Games With Assists

#	Player	Team	Start	Stop	Active
3	Sebastian Blanco	POR	7/13/2020	7/23/2020	
3	Nicolas Lodeiro	SEA	9/27/2020	10/7/2020	
3	Nicolas Lodeiro	SEA	7/19/2020	8/30/2020	
3	Darwin Ceren	HOU	8/25/2020	9/5/2020	
3	Michael Barrios	DAL	9/9/2020	9/16/2020	
3	Diego Valeri	POR	9/6/2020	9/19/2020	
3	Bradley Wright-Phillips	LFC	9/27/2020	10/11/2020	
3	Latif Blessing	LFC	7/13/2020	7/23/2020	
3	Pedro Santos	CLB	9/2/2020	9/12/2020	
3	Romell Quioto	MTL	10/11/2020	10/17/2020	
3	Chris Mueller	ORL	8/22/2020	8/29/2020	
3	Eryk Williamson	POR	9/27/2020	10/11/2020	
3	Mauricio Pereyra	ORL	10/3/2020	11/4/2020	Active
3	Rodolfo Pizarro	MCF	9/9/2020	9/19/2020	
3	Emanuel Reynoso	MIN	10/28/2020	11/8/2020	Active
2	Emanuel Reynoso	MIN	9/6/2020	9/9/2020	
2	Mauricio Pereyra	ORL	8/26/2020	9/2/2020	
2	Nicolas Benezet	COL	7/17/2020	7/22/2020	
2	Brian Rodriguez	LFC	7/18/2020	7/23/2020	
2	Lucas Zelarayan	CLB	9/19/2020	9/23/2020	
2	Edison Flores	DC	11/1/2020	11/8/2020	Active
2	Randall Leal	NSH	10/20/2020	10/23/2020	
2	Francisco Ginella	LFC	7/13/2020	7/18/2020	
2	Matias Pellegrini	MCF	7/8/2020	7/14/2020	
2	David Milinkovic	VAN	9/13/2020	9/16/2020	
2	Lewis Morgan	MCF	9/19/2020	9/23/2020	
2	Emanuel Maciel	MTL	7/16/2020	8/25/2020	
2	Milton Valenzuela	CLB	7/21/2020	8/20/2020	
2	Johnny Russell	KC	10/7/2020	10/11/2020	
2	Cristian Casseres Jr.	NYR	9/23/2020	9/27/2020	
2	Valentin Castellanos	NYC	11/1/2020	11/8/2020	Active
2	Bryan Acosta	DAL	8/29/2020	9/2/2020	
2	Cristian Espinoza	SJ	9/27/2020	10/3/2020	
2	Cristian Espinoza	SJ	8/29/2020	9/2/2020	
2	Michael Baldissimo	VAN	9/5/2020	9/13/2020	
2	Brenden Aaronson	PHI	10/24/2020	10/28/2020	
2	Brenden Aaronson	PHI	10/7/2020	10/11/2020	
2	Brenden Aaronson	PHI	7/14/2020	7/20/2020	
2	Alejandro Pozuelo	TOR	8/18/2020	8/21/2020	
2	Alejandro Pozuelo	TOR	7/13/2020	7/16/2020	
2	Jamiro Monteiro	PHI	10/19/2020	10/24/2020	
2	Corey Baird	RSL	8/22/2020	8/29/2020	
2	Alberth Elis	HOU	8/25/2020	9/2/2020	
2	Maximiliano Moralez	NYC	11/1/2020	11/8/2020	Active
2	Gianluca Busio	KC	9/19/2020	10/3/2020	
2	Diego Rossi	LFC	7/13/2020	7/18/2020	

Consecutive Games With Assists - cont...

#	Player	Team	Start	Stop	Active
2	Jack Price	COL	2/29/2020	3/7/2020	
2	Saphir Taider	MTL	9/13/2020	9/16/2020	
2	Saphir Taider	MTL	8/25/2020	9/1/2020	
2	Chris Mueller	ORL	9/12/2020	9/19/2020	
2	Djordje Mihailovic	CHI	9/27/2020	10/3/2020	
2	Djordje Mihailovic	CHI	3/1/2020	3/7/2020	
2	Tommy Thompson	SJ	7/19/2020	8/29/2020	
2	Sebastian Lletget	LA	10/28/2020	11/1/2020	
2	Sebastian Lletget	LA	8/29/2020	9/2/2020	
2	Keegan Rosenberry	COL	2/29/2020	3/7/2020	
2	Jordan Morris	SEA	9/27/2020	10/3/2020	
2	Jordan Morris	SEA	7/14/2020	7/19/2020	
2	Nick Lima	SJ	10/3/2020	10/7/2020	
2	Memo Rodriguez	HOU	8/25/2020	9/2/2020	
2	Matt Polster	NE	10/14/2020	10/19/2020	
2	Michael Barrios	DAL	10/28/2020	10/31/2020	
2	Gyasi Zardes	CLB	9/12/2020	9/19/2020	
2	Jorge Villafana	POR	10/28/2020	11/1/2020	
2	Jorge Villafana	POR	9/13/2020	9/19/2020	
2	Fredy Montero	VAN	9/16/2020	9/19/2020	
2	Darwin Quintero	HOU	9/26/2020	10/3/2020	
2	Shea Salinas	SJ	10/28/2020	11/4/2020	
2	Nani	ORL	9/19/2020	9/23/2020	
2	Diego Chara	POR	10/7/2020	10/11/2020	
2	Diego Chara	POR	9/16/2020	9/19/2020	
2	Alan Pulido	KC	3/7/2020	7/12/2020	
2	Sebastian Blanco	POR	8/29/2020	9/2/2020	

Consecutive Games With Goal/Assist

#	Player	Team	Start	Stop	Active
7	Romell Quioto	MTL	9/13/2020	10/24/2020	
7	Cristian Pavon	LA	7/13/2020	9/6/2020	
5	Robert Beric	CHI	9/12/2020	10/3/2020	
5	Pedro Santos	CLB	9/2/2020	9/23/2020	
5	Jesus Medina	NYC	10/18/2020	11/8/2020	Active
5	Alan Pulido	KC	2/29/2020	7/22/2020	
5	Diego Valeri	POR	8/29/2020	9/19/2020	
4	Diego Valeri	POR	3/1/2020	7/18/2020	
4	Bradley Wright-Phillips	LFC	9/23/2020	10/11/2020	
4	Nicolas Lodeiro	SEA	9/27/2020	10/11/2020	
4	Sebastian Lletget	LA	8/22/2020	9/6/2020	
4	Fabian Herbers	CHI	9/6/2020	9/27/2020	
4	Nicolas Lodeiro	SEA	7/19/2020	9/2/2020	
4	Saphir Taider	MTL	7/16/2020	9/1/2020	
4	Diego Rossi	LFC	10/4/2020	11/4/2020	
4	Cristian Espinoza	SJ	7/15/2020	9/2/2020	
4	Randall Leal	NSH	10/20/2020	10/31/2020	
4	Alejandro Pozuelo	TOR	9/19/2020	10/3/2020	
4	Felipe Mora	POR	8/29/2020	9/13/2020	
4	Daryl Dike	ORL	10/24/2020	11/8/2020	Active
4	Lewis Morgan	MCF	10/3/2020	10/14/2020	
3	Rodolfo Pizarro	MCF	9/9/2020	9/19/2020	
3	Pablo Piatti	TOR	9/5/2020	9/19/2020	
3	Daryl Dike	ORL	8/22/2020	8/29/2020	
3	Felipe Mora	POR	9/27/2020	10/11/2020	
3	David Milinkovic	VAN	9/13/2020	9/19/2020	
3	Gadi Kinda	KC	10/17/2020	10/28/2020	Active
3	Franco Jara	DAL	9/12/2020	9/19/2020	
3	Emanuel Reynoso	MIN	10/28/2020	11/8/2020	Active
3	Marcelino Moreno	ATL	10/28/2020	11/8/2020	Active
3	Alejandro Pozuelo	TOR	8/18/2020	8/28/2020	
3	Andre Shinyashiki	COL	9/16/2020	9/23/2020	
3	Mauricio Pereyra	ORL	10/3/2020	11/4/2020	Active
3	Yimmi Chara	POR	9/16/2020	9/23/2020	
3	Robin Lod	MIN	10/28/2020	11/8/2020	Active
3	Brian Rodriguez	LFC	7/13/2020	7/23/2020	
3	Cristian Espinoza	SJ	9/27/2020	10/7/2020	
3	Robert Beric	CHI	10/17/2020	10/28/2020	
3	Daniel Rios	NSH	9/23/2020	10/20/2020	
3	Lucas Zelarayan	CLB	9/2/2020	9/23/2020	
3	Anthony Fontana	PHI	9/12/2020	9/27/2020	
3	Eryk Williamson	POR	9/27/2020	10/11/2020	
3	Raul Ruidiaz	SEA	7/19/2020	8/30/2020	
3	Benji Michel	ORL	8/29/2020	9/5/2020	
3	Jamiro Monteiro	PHI	10/19/2020	11/1/2020	
3	Anton Tinnerholm	NYC	9/26/2020	10/7/2020	

Consecutive Games With Goal/Assist - cont...

#	Player	Team	Start	Stop	Active
3	Diego Rossi	LFC	3/8/2020	7/18/2020	
3	Latif Blessing	LFC	7/13/2020	7/23/2020	
3	Alberth Elis	HOU	8/25/2020	9/5/2020	Active
3	Sebastian Blanco	POR	7/13/2020	7/23/2020	
3	Chris Mueller	ORL	10/28/2020	11/8/2020	Active
3	Chris Mueller	ORL	8/22/2020	8/29/2020	
3	Chris Mueller	ORL	3/7/2020	7/14/2020	
3	Johnny Russell	KC	9/13/2020	9/23/2020	
3	Kevin Molino	MIN	3/1/2020	7/12/2020	
3	Alan Pulido	KC	10/3/2020	10/28/2020	Active
3	Jeff Larentowicz	ATL	9/12/2020	9/23/2020	
3	Darwin Quintero	HOU	9/26/2020	10/7/2020	
3	Darwin Quintero	HOU	8/25/2020	9/5/2020	
3	Julian Gressel	DC	10/24/2020	11/8/2020	Active
3	Jeremy Ebobisse	POR	7/13/2020	7/23/2020	
3	Michael Barrios	DAL	9/9/2020	9/16/2020	
3	Jordan Morris	SEA	11/1/2020	11/8/2020	Active
3	Jordan Morris	SEA	9/27/2020	10/7/2020	
3	Gyasi Zardes	CLB	9/6/2020	9/19/2020	
3	Gyasi Zardes	CLB	3/7/2020	7/16/2020	
3	Bradley Wright-Phillips	LFC	7/13/2020	7/23/2020	
3	Darwin Ceren	HOU	8/25/2020	9/5/2020	
3	Khiry Shelton	KC	3/7/2020	7/17/2020	
2	Memo Rodriguez	HOU	10/18/2020	10/24/2020	
2	Memo Rodriguez	HOU	9/9/2020	9/12/2020	
2	Memo Rodriguez	HOU	8/25/2020	9/2/2020	
2	Matt Polster	NE	10/14/2020	10/19/2020	
2	Michael Barrios	DAL	10/28/2020	10/31/2020	
2	Maximiliano Urruti	MTL	10/17/2020	10/24/2020	
2	Maximiliano Urruti	MTL	2/29/2020	3/7/2020	
2	Tommy Thompson	SJ	7/19/2020	8/29/2020	
2	Kellyn Acosta	COL	9/23/2020	11/4/2020	
2	Kekuta Manneh	CIN	10/14/2020	10/23/2020	
2	Bradley Wright-Phillips	LFC	8/30/2020	9/2/2020	
2	Jordan Morris	SEA	7/14/2020	7/19/2020	
2	Frederic Brillant	DC	3/7/2020	7/13/2020	
2	Ilisinho	PHI	10/7/2020	10/11/2020	
2	Diego Rubio	COL	11/4/2020	11/8/2020	Active
2	Leandro Gonzalez Pirez	MCF	10/17/2020	10/24/2020	
2	Sebastian Lletget	LA	10/28/2020	11/1/2020	
2	Sebastian Lletget	LA	9/27/2020	10/3/2020	
2	Nicolas Lodeiro	SEA	9/10/2020	9/18/2020	
2	Jonathan Lewis	COL	9/19/2020	9/23/2020	
2	Jonathan Lewis	COL	7/17/2020	7/22/2020	
2	Djordje Mihailovic	CHI	9/27/2020	10/3/2020	
2	Djordje Mihailovic	CHI	3/1/2020	3/7/2020	
2	Yamil Asad	DC	10/28/2020	11/1/2020	

Consecutive Games With Goal/Assist - cont...

#	Player	Team	Start	Stop	Active
2	Nick Lima	SJ	10/3/2020	10/7/2020	
2	Keegan Rosenberry	COL	2/29/2020	3/7/2020	
2	Shea Salinas	SJ	10/28/2020	11/4/2020	
2	Brek Shea	MCF	10/14/2020	10/17/2020	
2	Brek Shea	MCF	9/12/2020	9/19/2020	
2	Carlos Vela	LFC	11/4/2020	11/8/2020	Active
2	Carlos Vela	LFC	3/1/2020	3/8/2020	
2	Chris Wondolowski	SJ	10/28/2020	11/4/2020	
2	Chris Wondolowski	SJ	9/5/2020	9/10/2020	
2	Chris Wondolowski	SJ	7/15/2020	7/19/2020	
2	Teal Bunbury	NE	10/11/2020	10/14/2020	
2	Teal Bunbury	NE	8/25/2020	8/29/2020	
2	Juan Agudelo	MCF	9/19/2020	9/23/2020	
2	Nani	ORL	9/19/2020	9/23/2020	
2	Nani	ORL	7/20/2020	8/22/2020	
2	Diego Chara	POR	10/7/2020	10/11/2020	
2	Diego Chara	POR	9/16/2020	9/19/2020	
2	Fredy Montero	VAN	9/16/2020	9/19/2020	
2	Darwin Quintero	HOU	10/14/2020	10/18/2020	
2	Gonzalo Higuain	MCF	10/3/2020	10/7/2020	
2	Sebastian Blanco	POR	8/29/2020	9/2/2020	
2	Alexander Ring	NYC	8/24/2020	8/29/2020	
2	Federico Higuain	DC	7/13/2020	7/17/2020	
2	Gyasi Zardes	CLB	10/3/2020	10/7/2020	
2	Daniel Royer	NYR	9/23/2020	9/27/2020	
2	Kevin Molino	MIN	9/19/2020	10/3/2020	
2	Kevin Molino	MIN	9/6/2020	9/9/2020	
2	Damir Kreilach	RSL	10/10/2020	10/14/2020	
2	Damir Kreilach	RSL	8/22/2020	8/29/2020	
2	Damir Kreilach	RSL	3/7/2020	7/12/2020	
2	Mark-Anthony Kaye	LFC	9/23/2020	9/27/2020	
2	Cristian Casseres Jr.	NYR	9/23/2020	9/27/2020	
2	Sam Vines	COL	9/9/2020	9/12/2020	
2	Eduard Atuesta	LFC	10/11/2020	10/14/2020	
2	Efrain Alvarez	LA	9/2/2020	9/6/2020	
2	Raul Ruidiaz	SEA	11/4/2020	11/8/2020	Active
2	Raul Ruidiaz	SEA	10/3/2020	10/27/2020	
2	Raul Ruidiaz	SEA	9/10/2020	9/18/2020	
2	Corey Baird	RSL	8/22/2020	8/29/2020	
2	Handwalla Bwana	SEA	7/14/2020	7/19/2020	
2	Anthony Fontana	PHI	10/14/2020	10/19/2020	
2	Chris Mueller	ORL	9/12/2020	9/19/2020	
2	Alberth Elis	HOU	7/13/2020	7/18/2020	
2	Maximiliano Morales	NYC	11/1/2020	11/8/2020	Active
2	Kelvin Leerdam	SEA	9/6/2020	9/10/2020	
2	Pedro Santos	CLB	10/14/2020	10/18/2020	
2	Jeremy Ebobisse	POR	9/19/2020	9/23/2020	

Consecutive Games With Goal/Assist - cont...

#	Player	Team	Start	Stop	Active
2	Gianluca Busio	KC	9/19/2020	10/3/2020	
2	Jack Price	COL	2/29/2020	3/7/2020	
2	Ezequiel Barco	ATL	2/29/2020	3/7/2020	
2	George Bello	ATL	9/12/2020	9/19/2020	
2	Saphir Taider	MTL	9/13/2020	9/16/2020	
2	Diego Rossi	LFC	8/30/2020	9/2/2020	
2	Jamiro Monteiro	PHI	10/7/2020	10/11/2020	
2	Ali Adnan	VAN	3/7/2020	7/15/2020	
2	Amar Sejdic	MTL	10/11/2020	10/14/2020	
2	Ricardo Pepi	DAL	8/29/2020	9/9/2020	
2	Gary Mackay-Steven	NYC	11/1/2020	11/8/2020	Active
2	Emerson Hyndman	ATL	2/29/2020	3/7/2020	
2	Gustavo Bou	NE	9/23/2020	9/27/2020	
2	Gustavo Bou	NE	8/25/2020	8/29/2020	
2	Lassi Lappalainen	MTL	10/3/2020	10/7/2020	Active
2	Andres Rios	SJ	10/3/2020	10/7/2020	
2	Michael Baldisimo	VAN	9/5/2020	9/13/2020	
2	Brenden Aaronson	PHI	10/24/2020	10/28/2020	
2	Brenden Aaronson	PHI	10/7/2020	10/11/2020	
2	Brenden Aaronson	PHI	7/14/2020	7/20/2020	
2	Alexandru Mitrita	NYC	9/26/2020	10/3/2020	Active
2	Donovan Pines	DC	10/14/2020	10/18/2020	
2	Alejandro Pozuelo	TOR	10/11/2020	10/14/2020	
2	Valentin Castellanos	NYC	11/1/2020	11/8/2020	Active
2	Brian White	NYR	11/1/2020	11/8/2020	Active
2	Brian White	NYR	10/18/2020	10/24/2020	
2	Cole Bassett	COL	9/19/2020	9/23/2020	
2	Cole Bassett	COL	8/29/2020	9/5/2020	
2	Kacper Przybylko	PHI	10/24/2020	10/28/2020	
2	Kacper Przybylko	PHI	8/25/2020	8/29/2020	
2	Zdenek Ondrasek	DAL	2/29/2020	3/7/2020	
2	Bryan Acosta	DAL	8/29/2020	9/2/2020	
2	Sergio Santos	PHI	10/11/2020	10/14/2020	
2	Eryk Williamson	POR	9/6/2020	9/13/2020	
2	Milton Valenzuela	CLB	7/21/2020	8/20/2020	
2	Johnny Russell	KC	10/7/2020	10/11/2020	
2	Ayo Akinola	TOR	10/3/2020	10/7/2020	
2	Ayo Akinola	TOR	7/13/2020	7/16/2020	
2	Przemyslaw Frankowski	CHI	11/4/2020	11/8/2020	Active
2	Andre Shinyashiki	COL	10/28/2020	11/1/2020	
2	Harrison Afful	CLB	11/1/2020	11/4/2020	
2	Roger Espinoza	KC	10/24/2020	10/28/2020	
2	Jorge Villafana	POR	10/28/2020	11/1/2020	
2	Jorge Villafana	POR	9/13/2020	9/19/2020	
2	Kei Kamara	COL	7/17/2020	7/22/2020	
2	Lucas Zelarayan	CLB	7/11/2020	7/16/2020	
2	Lucas Cavallini	VAN	10/10/2020	10/14/2020	

Consecutive Games With Goal/Assist - cont...

#	Player	Team	Start	Stop	Active
2	Cristian Dajome	VAN	9/16/2020	9/19/2020	
2	Alvaro Medran	CHI	8/25/2020	8/29/2020	
2	Edison Flores	DC	11/1/2020	11/8/2020	Active
2	Younes Namli	COL	11/4/2020	11/8/2020	Active
2	Hany Mukhtar	NSH	10/14/2020	11/8/2020	Active
2	Mauricio Pineda	CHI	10/31/2020	11/4/2020	
2	Francisco Ginella	LFC	7/13/2020	7/18/2020	
2	Jose Cifuentes	LFC	8/30/2020	9/2/2020	
2	Matias Pellegrini	MCF	7/8/2020	7/14/2020	
2	Cristian Pavon	LA	10/28/2020	11/1/2020	
2	Robin Lod	MIN	9/19/2020	9/23/2020	
2	Robin Lod	MIN	9/6/2020	9/9/2020	
2	Robert Beric	CHI	11/4/2020	11/8/2020	Active
2	Yimmi Chara	POR	10/28/2020	11/1/2020	
2	Mauricio Pereyra	ORL	9/12/2020	9/19/2020	
2	Mauricio Pereyra	ORL	8/26/2020	9/2/2020	
2	Nicolas Benezet	COL	7/17/2020	7/22/2020	
2	Benji Michel	ORL	9/19/2020	9/23/2020	
2	Alejandro Pozuelo	TOR	7/13/2020	7/16/2020	
2	Caden Clark	NYR	10/10/2020	10/14/2020	
2	Emanuel Reynoso	MIN	9/6/2020	9/9/2020	
2	Andres Ricuarte	DAL	9/9/2020	9/12/2020	
2	Gadi Kinda	KC	8/21/2020	8/25/2020	
2	Gadi Kinda	KC	2/29/2020	3/7/2020	
2	Luis Amarilla	MIN	3/1/2020	3/7/2020	
2	Joao Paulo	SEA	9/27/2020	10/3/2020	
2	Joao Paulo	SEA	9/10/2020	9/18/2020	
2	Emanuel Maciel	MTL	7/16/2020	8/25/2020	
2	Franco Jara	DAL	10/28/2020	10/31/2020	
2	Lewis Morgan	MCF	9/19/2020	9/23/2020	
2	Mandela Egbo	NYR	9/23/2020	9/27/2020	

Penalty Kick Summary

Date	TM	OPP	Shooter	Keeper	RES	MN
02/29/2020	TOR	2 at SJ	Alejandro Pozuelo	Daniel Vega	G	40
03/01/2020	POR	1 vs MIN	Diego Valeri	Tyler Miller	G	56
03/07/2020	DC	2 vs MCF	Yamil Asad	Luis Robles	G	59
03/07/2020	SJ	2 vs MIN	Magnus Eriksson	Tyler Miller	G	19
03/07/2020	MIN	5 at SJ	Luis Amarilla	Daniel Vega	S	48+
03/07/2020	VAN	1 at LA	Lucas Cavallini	David Bingham	S	89
03/07/2020	SEA	1 vs CLB	Raul Ruidiaz	Eloy Room	G	79
07/12/2020	RSL	2 vs COL	Albert Rusnak	Clint Irwin	S	72
07/13/2020	LA	1 vs POR	Javier Hernandez	Steve Clark	S	12
07/16/2020	MTL	3 vs TOR	Saphir Taider	Quentin Westberg	G	37
07/16/2020	MTL	3 vs TOR	Saphir Taider	Quentin Westberg	G	95+
07/17/2020	KC	3 vs COL	Alan Pulido	William Yarbrough	G	72
07/18/2020	HOU	1 at POR	Alberth Elis	Steve Clark	G	86
07/18/2020	LFC	6 vs LA	Diego Rossi	David Bingham	G	13
07/18/2020	LA	2 at LFC	Cristian Pavon	Pablo Sisniega	G	31
07/19/2020	SEA	3 vs VAN	Nicolas Lodeiro	Maxime Crepeau	G	16
07/23/2020	LA	1 vs HOU	Cristian Pavon	Marko Maric	G	91+
08/20/2020	CLB	3 vs CHI	Gyasi Zardes	Bobby Shuttleworth	H	48+
08/25/2020	DC	1 vs NE	Ola Kamara	Matt Turner	G	72
08/25/2020	VAN	0 at MTL	Lucas Cavallini	Clement Diop	S	52
08/28/2020	TOR	1 at MTL	Alejandro Pozuelo	Clement Diop	G	50
08/29/2020	DAL	3 vs MIN	Reto Ziegler	Greg Ranjitsingh	G	96+
08/29/2020	LA	3 vs SJ	Cristian Pavon	Daniel Vega	G	72
08/30/2020	NSH	1 vs MCF	Hany Mukhtar	Luis Robles	C	74
09/02/2020	SEA	2 at RSL	Nicolas Lodeiro	Andrew Putna	G	29
09/05/2020	SJ	1 vs COL	Chris Wondolowski	William Yarbrough	G	59
09/09/2020	MIN	3 vs DAL	Kevin Molino	Kyle Zobeck	G	70
09/09/2020	ATL	1 at MCF	Ezequiel Barco	Luis Robles	S	47+
09/09/2020	RSL	3 vs LFC	Albert Rusnak	Pablo Sisniega	G	79
09/10/2020	SJ	1 at SEA	Chris Wondolowski	Stefan Frei	G	71
09/13/2020	MTL	4 at VAN	Saphir Taider	Thomas Hasal	G	46+
09/16/2020	VAN	3 vs MTL	Fredy Montero	Clement Diop	G	41
09/18/2020	SEA	3 vs LFC	Nicolas Lodeiro	Pablo Sisniega	G	29
09/18/2020	SEA	3 vs LFC	Nicolas Lodeiro	Pablo Sisniega	G	33
09/19/2020	HOU	2 vs MIN	Darwin Quintero	Dayne St. Clair	S	18
09/19/2020	CHI	1 at ORL	Alvaro Medran	Pedro Gallese	S	36
09/19/2020	CHI	1 at ORL	Robert Beric	Pedro Gallese	G	48
09/19/2020	POR	6 at SJ	Diego Valeri	Daniel Vega	G	25
09/23/2020	ATL	1 vs DAL	Jeff Larentowicz	Jimmy Maurer	G	55

Penalty Kick Summary

Date	TM	OPP	Shooter	Keeper	RES	MN
09/23/2020	CHI	4 vs HOU	CJ Sapong	Marko Maric	G	89
09/23/2020	CLB	2 vs MIN	Lucas Zelarayan	Dayne St. Clair	H	47+
09/23/2020	NYR	4 at MCF	Mandela Egbo	Luis Robles	G	14
09/23/2020	TOR	1 at NYC	Alejandro Pozuelo	Sean Johnson	G	90
09/23/2020	RSL	2 vs LA	Albert Rusnak	David Bingham	G	65
09/27/2020	MCF	0 at PHI	Gonzalo Higuain	Andre Blake	WR	77
10/03/2020	DAL	2 vs CLB	Reto Ziegler	Eloy Room	G	53
10/03/2020	MIN	2 vs CIN	Kei Kamara	Przemyslaw Tyton	G	16
10/03/2020	SJ	2 vs LA	Chris Wondolowski	David Bingham	S	14
10/03/2020	SJ	2 vs LA	Andres Rios	David Bingham	G	82
10/03/2020	VAN	1 at SEA	Fredy Montero	Stefan Frei	G	65
10/07/2020	MTL	2 at CLB	Bojan Krkic	Andrew Tarbell	G	74
10/07/2020	HOU	2 vs DAL	Darwin Ceren	Jimmy Maurer	G	83
10/07/2020	CHI	0 at KC	Robert Beric	Tim Melia	S	2
10/07/2020	NE	0 vs TOR	Adam Buksa	Alex Bono	H	69
10/07/2020	NYC	4 vs DC	Valentin Castellanos	Bill Hamid	G	4
10/07/2020	DC	1 at NYC	Ola Kamara	Sean Johnson	G	12
10/07/2020	NYC	4 vs DC	Ismael Tajouri-Shradi	Bill Hamid	G	55
10/10/2020	MCF	1 vs HOU	Lewis Morgan	Marko Maric	G	57
10/11/2020	NE	2 at NYC	Lee Nguyen	Sean Johnson	G	80
10/14/2020	CIN	2 vs CLB	Yuya Kubo	Andrew Tarbell	G	17
10/14/2020	CLB	1 at CIN	Pedro Santos	Bobby Edwards	G	45
10/14/2020	DC	2 vs PHI	Yamil Asad	Andre Blake	G	75
10/14/2020	TOR	1 vs NYR	Alejandro Pozuelo	Ryan Meara	G	23
10/14/2020	LFC	1 at VAN	Eduard Atuesta	Evan Bush	G	83
10/18/2020	CLB	3 vs NYC	Gyasi Zardes	Sean Johnson	S	93+
10/18/2020	ORL	1 at NYR	Nani	Ryan Meara	G	56
10/28/2020	CIN	0 vs KC	Siem De Jong	Tim Melia	RP	63
10/28/2020	DAL	2 vs MCF	Franco Jara	John McCarthy	G	60
10/28/2020	HOU	1 at LFC	Mauro Manotas	Kenneth Vermeer	S	33
10/28/2020	PHI	2 vs CHI	Kacper Przybylko	Bobby Shuttleworth	G	28
10/28/2020	POR	5 vs LA	Diego Valeri	Jonathan Klinsmann	G	30
11/01/2020	ATL	2 vs CIN	Marcelino Moreno	Spencer Richey	G	26
11/01/2020	PHI	1 at CLB	Jamiro Monteiro	Eloy Room	G	57
11/01/2020	NE	4 vs DC	Carles Gil	Bill Hamid	LP	30
11/01/2020	NYC	5 vs NYR	Valentin Castellanos	Ryan Meara	G	84
11/01/2020	TOR	2 vs MCF	Alejandro Pozuelo	John McCarthy	G	84
11/08/2020	ATL	1 at CLB	Marcelino Moreno	Eloy Room	G	59

Own Goals Received

Date	Rec	TM		OFF	TM	MIN	Player
07/12/2020	MIN	1	at	KC	2	92+	Khiry Shelton
07/15/2020	VAN	4	vs	SJ	3	22	Judson
07/18/2020	LA	6	at	LFC	2	5	Latif Blessing
07/22/2020	CIN	0	vs	NYR	2	56	Florian Valot
08/21/2020	MIN	2	vs	KC	1	32	Jaylin Lindsey
08/21/2020	KC	1	at	MIN	2	55	Michael Boxall
08/22/2020	COL	4	vs	RSL	1	38	Aaron Herrera
09/02/2020	NYC	0	at	NE	2	60	Michael Mancienne
09/12/2020	ORL	1	vs	MCF	2	34	Andres Reyes
09/13/2020	VAN	4	vs	MTL	2	66	Rudy Camacho
09/23/2020	COL	0	vs	SJ	5	70	Tommy Thompson
09/23/2020	LFC	0	vs	VAN	6	14	Ranko Veselinovic
09/23/2020	LFC	0	vs	VAN	6	69	Andy Rose
09/27/2020	CLB	3	at	TOR	1	40	Chris Mavinga
10/03/2020	SEA	1	vs	VAN	3	53	Erik Godoy
10/04/2020	RSL	3	vs	LFC	1	64	Eduard Atuesta
10/07/2020	RSL	2	at	SEA	1	68	Nouhou Tolo
10/10/2020	VAN	1	vs	RSL	2	71	Douglas Martinez
10/11/2020	DC	2	at	CHI	1	56	Jonathan Bornstein
10/19/2020	PHI	1	at	NE	2	34	Andrew Farrell
10/24/2020	CLB	1	at	HOU	1	67	Victor Cabrera
10/24/2020	MCF	1	vs	ORL	2	45	Robin Jansson
10/28/2020	MIN	1	vs	COL	2	89	Lalas Abubakar
11/01/2020	NE	3	vs	DC	4	54	Russell Canouse
11/04/2020	SJ	2	vs	LFC	3	28	Eduard Atuesta
11/08/2020	SEA	1	vs	SJ	4	80	Marcos Lopez



2020 MLS STATISTICAL SUMMARY OF OFFICIALS

Referees	G	Goals	Avg	Fouls	Avg	Yel	Avg	Red	Avg	PKs	Avg	AR	4th
Malik Badawi	3	7	2.3	80	26.7	9	3.0	0	0.00	1	0.33	0	2
Fotis Bazakos	12	41	3.4	247	20.6	38	3.2	2	0.17	0	0.00	0	9
Allen Chapman	14	44	3.1	312	22.3	59	4.2	3	0.21	4	0.29	0	3
Alex Chilowicz	15	45	3.0	380	25.3	56	3.7	2	0.13	3	0.20	0	9
Marcos de Oliveira	13	39	3.0	344	26.5	43	3.3	1	0.08	4	0.31	0	10
Joseph Dickerson	16	53	3.3	437	27.3	64	4.0	3	0.19	5	0.31	0	5
Ismail Elfath	16	49	3.1	451	28.2	68	4.3	4	0.25	6	0.38	0	3
Drew Fischer	14	40	2.9	336	24.0	43	3.1	1	0.07	8	0.57	0	2
Timothy Ford	9	27	3.0	214	23.8	29	3.2	3	0.33	2	0.22	0	8
Jon Freeman	3	10	3.3	91	30.3	12	4.0	0	0.00	0	0.00	0	1
David Gantar	11	37	3.4	227	20.6	26	2.4	2	0.18	4	0.36	0	5
Elton Garcia	4	12	3.0	113	28.3	14	3.5	0	0.00	1	0.25	0	5
Guido Gonzales Jr.	13	32	2.5	366	28.2	60	4.6	4	0.31	4	0.31	0	9
Alan Kelly	3	5	1.7	88	29.3	13	4.3	0	0.00	1	0.33	0	0
Pierre-Luc Lauziere	1	6	6.0	34	34.0	4	4.0	2	2.00	1	1.00	0	1
Jair Marrufo	16	52	3.3	348	21.8	38	2.4	1	0.06	4	0.25	0	2
Rosendo Mendoza	10	28	2.8	267	26.7	31	3.1	2	0.20	3	0.30	0	6
Ismir Pekmic	2	8	4.0	53	26.5	4	2.0	0	0.00	0	0.00	0	9
Chris Penso	2	9	4.5	47	23.5	5	2.5	0	0.00	0	0.00	0	0
Tori Penso	3	7	2.3	75	25.0	8	2.7	1	0.33	1	0.33	0	5
Silviu Petrescu	10	24	2.4	295	29.5	52	5.2	1	0.10	1	0.10	0	10
Victor Rivas	13	38	2.9	330	25.4	54	4.2	3	0.23	6	0.46	0	7
Nima Saghafi	10	24	2.4	264	26.4	37	3.7	0	0.00	3	0.30	0	6
Robert Sibiga	15	33	2.2	326	21.7	62	4.1	0	0.00	4	0.27	0	9
Kevin Stott	9	19	2.1	200	22.2	36	4.0	2	0.22	1	0.11	0	1
Baldomero Toledo	1	7	7.0	17	17.0	1	1.0	0	0.00	2	2.00	0	1
Ramy Touchan	14	41	2.9	383	27.4	65	4.6	6	0.43	2	0.14	0	7
Ted Unkel	10	20	2.0	252	25.2	43	4.3	1	0.10	1	0.10	0	4
Rubiel Vazquez	14	35	2.5	346	24.7	50	3.6	2	0.14	3	0.21	0	4
Armando Villarreal	16	43	2.7	398	24.9	63	3.9	1	0.06	2	0.13	0	5

Other officials (games as assistant referee, 4th official in parentheses):

Frank Anderson (14,0); Ian Anderson (4,0); Lyes Arfa (1,0); Eljio Arreguin (0,8); Luis Arroyo (0,13); Art Arustamyan (2,0); Kyle Atkins (15,0); Claudiu Badea (13,0); Nick Balcer (1,0); Peter Balciunas (11,0); Michael Barwegen (5,0); Andrew Bigelow (16,0); Jonathan Bilinski (0,1); Cameron Blanchard (17,0); Diego Blas (7,0); Gjovalin Bori (17,0); Eric Boria (2,0); Chantal Boudreau (3,0); Philippe Briere (3,0); Kevin Broadley (0,5); Logan Brown (17,0); Farhad Dadkho (0,7); Jose da Silva (19,0); Sergii Demianchuk (0,9); Greg Dopka (0,1); Brian Dunn (19,0); Chris Elliott (18,0); Joshua Encarnacion (0,3); Gianni Facchini (4,0); Tom Felice (2,0); Stephanie Fortin (1,0); Matthew Franz (0,5); Marie-Han Chretien Gagnon (1,0); Richard Gamache (3,0); Adam Garner (18,0); Ryan Graves (4,0); Jeffrey Greeson (8,0); Luis Guardia (0,5); Benjamin Hall-Volpenhein (17,0); Jeremy Hanson (20,0); Walter Heatherly (3,0); Jeff Hosking (10,0); Brad Jensen (0,1); Jeremy Kieso (13,0); Adam Kilpatrick (0,10); Kevin Klinger (5,0); Kevin Lock (4,0); Peter Manikowski (11,0); Alejandro Mariscal (0,8); Apolinar Mariscal (4,0); Eduardo Mariscal (4,0); Felisha Mariscal (4,0); Brooke Mayo (4,0); Ian McKay (17,1); Oscar Mitchell-Carvalho (6,0); C.J. Morgante (9,0); Matthew Nelson (15,0); Kathryn Nesbitt (18,0); Elvis Osmanovic (0,11); Matthew Osterhouse (3,0); Corey Parker (18,0); Brian Poeschel (18,0); Michael Radchuk (0,11); Calin Radosav (0,1); Cory Richardson (19,0); Corey Rockwell (17,0); Mike Rottersman (12,0); Alain Ruch (0,2); Chris Ruska (0,1); Natalie Simon (0,7); Thomas Snyder (0,12); Fabrizio Stasolla (0,4); Brandon Stevis (0,1); Jeffrey Swartzel (3,0); Lukasz Szpala (0,12); Matthew Thompson (0,5); Tiffin Turpin (3,0); Nick Uranga (13,0); Chris Wattam (5,0); Eric Weisbrod (17,0); Jason White (19,0); Adam Wienckowski (12,0); Tyler Wyrostek (4,0); TJ Zablocki (12,0);



MLS SUMMARY OF FOULS/CARDS

YELLOW CARDS

Month	G	Yell	Avg.
February	8	24	3.00
March	18	71	3.94
July	36	157	4.36
August	34	116	3.41
September	83	302	3.64
October	85	333	3.92
November	28	84	3.00
As Of ...	G	Yell	Avg.
11/08/2020	292	1087	3.72
10/06/2019	408	1490	3.65
10/28/2018	391	1350	3.45
10/22/2017	374	1323	3.54
10/23/2016	340	1145	3.37
10/25/2015	340	1241	3.65
10/26/2014	323	1050	3.25
10/27/2013	323	1006	3.11
10/28/2012	323	978	3.03
10/23/2011	306	969	3.17
10/24/2010	240	746	3.11
10/25/2009	225	841	3.74
10/26/2008	210	744	3.54
10/21/2007	195	720	3.69
10/15/2006	192	684	3.56
10/16/2005	192	698	3.64
10/17/2004	150	528	3.52
10/26/2003	150	548	3.65
9/22/2002	140	572	4.09
9/09/2001	158	626	3.96
9/09/2000	192	736	3.83
10/10/1999	192	614	3.20
9/27/1998	192	619	3.22
9/28/1997	160	457	2.86
9/22/1996	160	522	3.26

TOTAL FOULS

Month	G	Fouls	Avg.
February	8	213	26.6
March	18	450	25.0
July	36	914	25.4
August	34	854	25.1
September	83	2074	25.0
October	85	2154	25.3
November	28	662	23.6
As Of ...	G	Fouls	Avg.
11/08/2020	292	7321	25.1
10/06/2019	408	9501	23.3
10/28/2018	391	9030	23.1
10/22/2017	374	9171	24.5
10/23/2016	340	8368	24.6
10/25/2015	340	8790	25.9
10/26/2014	323	8201	25.4
10/27/2013	323	8023	24.8
10/28/2012	323	7943	24.6
10/23/2011	306	7359	24.0
10/24/2010	240	5275	22.0
10/25/2009	225	5159	22.9
10/26/2008	210	5211	24.8
10/21/2007	195	5524	28.3
10/15/2006	192	5573	29.0
10/16/2005	192	5670	29.5
10/17/2004	150	4573	30.5
10/26/2003	150	4836	32.2
9/22/2002	140	4559	32.6
9/09/2001	158	5211	33.0
9/09/2000	192	6488	33.8
10/10/1999	192	5563	29.0
9/27/1998	192	5402	28.1
9/28/1997	160	4583	28.6
9/22/1996	160	4432	27.7

RED CARDS

Month	G	Red	Avg.
February	8	0	0.00
March	18	3	0.17
July	36	10	0.28
August	34	3	0.09
September	83	15	0.18
October	85	10	0.12
November	28	6	0.21
As Of ...	G	Red	Avg.
11/08/2020	292	47	0.16
10/06/2019	408	88	0.22
10/28/2018	391	89	0.23
10/22/2017	374	92	0.25
10/23/2016	340	78	0.23
10/25/2015	340	90	0.26
10/26/2014	323	87	0.27
10/27/2013	323	79	0.24
10/28/2012	323	60	0.19
10/23/2011	306	87	0.28
10/24/2010	240	54	0.23
10/25/2009	225	82	0.36
10/26/2008	210	60	0.29
10/21/2007	195	54	0.28
10/15/2006	192	44	0.23
10/16/2005	192	42	0.22
10/17/2004	150	35	0.23
10/26/2003	150	38	0.25
9/22/2002	140	44	0.31
9/09/2001	158	47	0.30
9/09/2000	192	55	0.29
10/10/1999	192	56	0.29
9/27/1998	192	61	0.32
9/28/1997	160	36	0.23
9/22/1996	160	32	0.20

PENALTY KICKS

Month	G	PKs	Avg.
February	8	1	0.13
March	18	6	0.33
July	36	10	0.28
August	34	7	0.21
September	83	21	0.25
October	85	26	0.31
November	28	6	0.21
As Of ...	G	PKs	Avg.
11/08/2020	292	77	0.26
10/06/2019	408	152	0.37
10/28/2018	391	138	0.35
10/22/2017	374	119	0.32
10/23/2016	340	109	0.32
10/25/2015	340	108	0.32
10/26/2014	323	134	0.41
10/27/2013	323	81	0.25
10/28/2012	323	72	0.22
10/23/2011	306	84	0.27
10/24/2010	240	56	0.23
10/25/2009	225	63	0.28
10/26/2008	210	48	0.23
10/21/2007	195	57	0.29
10/15/2006	192	44	0.23
10/16/2005	192	59	0.31
10/17/2004	150	49	0.33
10/26/2003	150	58	0.39
9/22/2002	140	47	0.34
9/09/2001	158	52	0.33
9/09/2000	192	66	0.34
10/10/1999	192	41	0.21
9/27/1998	192	56	0.29
9/28/1997	160	54	0.34
9/22/1996	160	51	0.32

2020 MLS IS BACK TOURNAMENT FINAL STANDINGS

GROUP A

TEAM	GP	PTS	W	D	L	GD	GF	GA
Orlando City SC	3	7	2	1	0	+3	6	3
Philadelphia Union	3	7	2	1	0	+2	4	2
New York City FC	3	3	1	0	2	-2	2	4
Inter Miami CF	3	0	0	0	3	-3	2	5

GROUP B

TEAM	GP	PTS	W	D	L	GD	GF	GA
San Jose Earthquakes	3	7	2	1	0	+3	6	3
Seattle Sounders FC	3	4	1	1	1	+2	4	2
Vancouver Whitecaps FC	3	3	1	0	2	-2	5	7
Chicago Fire	3	3	1	0	2	-3	2	5

GROUP C

TEAM	GP	PTS	W	D	L	GD	GF	GA
Toronto FC	3	5	1	2	0	+1	6	5
New England Revolution	3	5	1	2	0	+1	2	1
Montreal Impact	3	3	1	0	2	-1	4	5
D.C. United	3	2	0	2	1	-1	3	4

GROUP D

TEAM	GP	PTS	W	D	L	GD	GF	GA
Sporting Kansas City	3	6	2	0	1	+2	6	4
Minnesota United	3	5	1	2	0	+1	4	3
Real Salt Lake	3	4	1	1	1	0	2	2
Colorado Rapids	3	1	0	1	2	-3	4	7

GROUP E

TEAM	GP	PTS	W	D	L	GD	GF	GA
Columbus Crew SC	3	9	3	0	0	+7	7	0
FC Cincinnati	3	6	2	0	1	-1	3	4
New York Red Bulls	3	3	1	0	2	-3	1	4
Atlanta United	3	0	0	0	3	-3	0	3

GROUP F

TEAM	GP	PTS	W	D	L	GD	GF	GA
Portland Timbers	3	7	2	1	0	+2	6	4
Los Angeles FC	3	5	1	2	0	+4	11	7
Houston Dynamo	3	2	0	2	1	-1	5	6
LA Galaxy	3	1	0	1	2	-5	4	9

RANKING OF NON-AUTOMATIC QUALIFIERS

TEAM	GP	PTS	W	D	L	GD	GF	GA
Real Salt Lake	3	4	1	1	1	0	2	2
Montreal Impact	3	3	1	0	2	-1	4	5
Vancouver Whitecaps FC	3	3	1	0	2	-2	5	7
New York City FC	3	3	1	0	2	-2	2	4
New York Red Bulls	3	3	1	0	2	-3	1	4
Houston Dynamo	3	2	0	2	1	-1	5	6



MLS is BACK TOURNAMENT – KNOCKOUT STAGE presented by AUDI

ROUND-OF-16

ORLANDO CITY SC (A1) vs. MONTREAL IMPACT (C3)

Game 37 – Saturday, July 25, 2020 (8 p.m. ET; ESPN2 / ESPN Deportes / TSN / TVA Sports)

ORLANDO CITY SC 1 v 0 MONTREAL IMPACT

PHILADELPHIA UNION (A2) vs. NEW ENGLAND REVOLUTION (C2)

Game 38 – Saturday, July 25, 2020 (10:30 p.m. ET; ESPN2 / ESPN Deportes / TSN / TVA Sports)

PHILADELPHIA UNION 1 v 0 NEW ENGLAND REVOLUTION

TORONTO FC (C1) vs. NEW YORK CITY FC (A3)

Game 39 – Sunday, July 26, 2020 (8:30 p.m. ET; FS1 / TSN / TVA Sports)

TORONTO FC 1 v 3 NEW YORK CITY FC

SPORTING KANSAS CITY (D1) vs. VANCOUVER WHITECAPS FC (B3)

Game 40 – Sunday, July 26, 2020 (11 p.m. ET; FS1 / TUDN / TSN / TVA Sports)

SPORTING KANSAS CITY 0 (3) v 0 (1) VANCOUVER WHITECAPS FC

SAN JOSE EARTHQUAKES (B1) vs. REAL SALT LAKE (D3)

Game 41 – Monday, July 27, 2020 (8:30 p.m. ET; FS1 / FOX Deportes / TSN / TVA Sports)

SAN JOSE EARTHQUAKES 5 v 2 REAL SALT LAKE

SEATTLE SOUNDERS FC (B2) vs. LOS ANGELES FOOTBALL CLUB (F2)

Game 42 – Monday, July 27, 2020 (11 p.m. ET; FS1 / TUDN / UniMás / TSN / TVA Sports)

SEATTLE SOUNDERS FC 1 v 4 LOS ANGELES FOOTBALL CLUB

COLUMBUS CREW SC (E1) vs. MINNESOTA UNITED FC (D2)

Game 43 – Tuesday, July 28, 2020 (8 p.m. ET; ESPN / ESPN Deportes / TSN)

COLUMBUS CREW SC 1 (3) v 1 (5) MINNESOTA UNITED FC

PORTLAND TIMBERS (F1) vs. FC CINCINNATI (E2)

Game 44 – Tuesday, July 28, 2020 (10:30 p.m. ET; ESPN / ESPN Deportes / TSN)

PORTLAND TIMBERS 1 (4) v 1 (2) FC CINCINNATI

QUARTERFINALS

winner GAME 38 v winner GAME 40

Game 45 – Thursday, July 30 (8 p.m. ET; ESPN / ESPN Deportes / TSN / TVA Sports)

PHILADELPHIA UNION 3 v 1 SPORTING KANSAS CITY

winner GAME 37 v winner GAME 42

Game 46 – Friday, July 31 (7:30 p.m. ET; FS1 / UniMás / FOX Deportes / TSN / TVA Sports)

ORLANDO CITY SC 1 (5) v 1 (4) LOS ANGELES FOOTBALL CLUB

winner GAME 41 v winner GAME 43

Game 47 – Saturday, August 1 (8 p.m. ET; ESPN2 / ESPN Deportes / TSN)

SAN JOSE EARTHQUAKES 1 v 4 MINNESOTA UNITED FC

winner GAME 39 v winner GAME 44

Game 48 – Saturday, August 1 (10:30 p.m. ET; FS1 / TUDN / FOX Deportes / TSN)

NEW YORK CITY FC 1 v 3 PORTLAND TIMBERS

SEMIFINALS

winner GAME 45 v winner GAME 48

Game 49 – Wednesday, August 5 (8 p.m. ET; FS1 / TUDN / UniMás / FOX Deportes / TSN / TVA Sports)

PHILADELPHIA UNION 1 v 2 PORTLAND TIMBERS

winner GAME 46 v winner GAME 47

Game 50 – Thursday, August 6 (8 p.m. ET; ESPN2 / ESPN Deportes / TSN / TVA Sports)

ORLANDO CITY SC 3 v 1 MINNESOTA UNITED FC

MLS is BACK FINAL presented by WELLS FARGO

Tuesday, August 11 (8 p.m. ET; ESPN2 / ESPN Deportes / TSN / TVA Sports)

PORTLAND TIMBERS 2 v 1 ORLANDO CITY SC

MLS Is Back Tournament Leaders (FINAL)

GOALS

PLAYER	TEAM	GP	GOALS
Diego Rossi	LFC	5	7
Ayo Akinola	TOR	3	5
Jeremy Ebobisse	POR	7	4
Bradley Wright-Phillips	LFC	5	4
Gyasi Zardes	CLB	4	4
Sebastian Blanco	POR	7	3
Magnus Eriksson	SJ	5	3
Jesus Medina	NYC	5	3
Chris Mueller	ORL	7	3
Nani	ORL	7	3
Sergio Santos	PHI	5	3
Saphir Taider	MTL	4	3
Chris Wondolowski	SJ	5	3

ASSISTS

PLAYER	TEAM	GP	ASTS
Sebastian Blanco	POR	7	5
Alejandro Pozuelo	TOR	4	5
Latif Blessing	LFC	5	4
Nani	ORL	7	4
Brian Rodriguez	LFC	5	4
Diego Valeri	POR	7	4
Brenden Aaronson	PHI	6	3
Francisco Ginella	LFC	5	3
Alan Pulido	KC	5	3
Diego Rossi	LFC	5	3

SHOTS

PLAYER	TEAM	GP	SHOTS
Alan Pulido	KC	5	26
Diego Rossi	LFC	5	25
Valentin Castellanos	NYC	5	22
Vako Qazaishvili	SJ	5	20
Sebastian Blanco	POR	7	19
Jeremy Ebobisse	POR	7	19
Nani	ORL	7	19
Gustavo Bou	NE	4	18
Jan Gregus	MIN	6	16
Cristian Espinoza	SJ	5	15
Kacper Przybylko	PHI	6	15
Brian Rodriguez	LFC	5	15
Raul Ruidiaz	SEA	4	15

SHOTS ON GOAL

PLAYER	TEAM	GP	SOG
Diego Rossi	LFC	5	11
Ayo Akinola	TOR	3	10
Alan Pulido	KC	5	10
Diego Valeri	POR	7	10
Valentin Castellanos	NYC	5	9
Jeremy Ebobisse	POR	7	9
Nani	ORL	7	9
Sebastian Blanco	POR	7	7
Gustavo Bou	NE	4	7
Kacper Przybylko	PHI	6	7
Vako Qazaishvili	SJ	5	7
Sergio Santos	PHI	5	7
Bradley Wright-Phillips	LFC	5	7

GAME-WINNING GOALS

PLAYER	TEAM	GP	GWG
Sebastian Blanco	POR	7	2

Nani	ORL	7	2
Sergio Santos	PHI	5	2
Diego Valeri	POR	7	2
24 players tied with 1			

GAME-WINNING ASSISTS

PLAYER	TEAM	GP	GWA
Brian Rodriguez	LFC	5	2
Eryk Williamson	POR	7	2
23 players tied with 1			

HAT TRICKS

PLAYER	TEAM	GP	HATS
Ayo Akinola	TOR	3	1
Diego Rossi	LFC	5	1

MULTI-GOAL GAMES

PLAYER	TEAM	GP	GAMES
Ayo Akinola	TOR	3	2
Diego Rossi	LFC	5	2
Magnus Eriksson	SJ	5	1
Ethan Finlay	MIN	6	1
Chris Mueller	ORL	7	1
Nani	ORL	7	1
Memo Rodriguez	HOU	3	1
Sergio Santos	PHI	5	1
Saphir Taider	MTL	4	1
Gyasi Zardes	CLB	4	1

FOULS COMMITTED

PLAYER	TEAM	GP	FC
Diego Chara	POR	7	17
Jhegson Sebastian Mendez	ORL	7	14
Oriol Rosell	ORL	7	14
Valentin Castellanos	NYC	5	12
Sergio Santos	PHI	5	12
Oswaldo Alonso	MIN	5	11
Alejandro Bedoya	PHI	6	11
Robin Lod	MIN	6	11
Ruan	ORL	7	11
8 players tied with 10			

FOULS SUFFERED

PLAYER	TEAM	GP	FS
Andres Rios	SJ	5	16
Kevin Molino	MIN	3	14
Sebastian Blanco	POR	7	13
Valentin Castellanos	NYC	5	13
Alan Pulido	KC	5	13
Ruan	ORL	7	13
Latif Blessing	LFC	5	12
Pablo Piatti	TOR	4	12
Diego Valeri	POR	7	12
Ezequiel Barco	ATL	3	11
Nani	ORL	7	11
Rodolfo Pizarro	MCF	3	11
Eryk Williamson	POR	7	11

OFFSIDES

PLAYER	TEAM	GP	OFF
Kacper Przybylko	PHI	6	7
Alan Pulido	KC	5	5
Brian Rodriguez	LFC	5	5
Tesho Akindele	ORL	7	4
Robert Beric	CHI	3	4
Valentin Castellanos	NYC	5	4

Andres Rios	SJ	5	4
Raul Ruidiaz	SEA	4	4
Gyasi Zardes	CLB	4	4
Ayo Akinola	TOR	3	3
Heber	NYC	4	3
Romell Quioto	MTL	4	3

CORNER KICKS

PLAYER	TEAM	GP	CK
Jan Gregus	MIN	6	29
Diego Valeri	POR	7	24
Magnus Eriksson	SJ	5	21
Cristian Espinoza	SJ	5	20
Brian Rodriguez	LFC	5	18
Johnny Russell	KC	5	18
Nicolas Lodeiro	SEA	4	16
Maximiliano Urruti	MTL	4	16
Gustavo Bou	NE	4	15
Mauricio Pereyra	ORL	7	15

CAUTIONS (YELLOW)

PLAYER	TEAM	GP	CAUT
Joao Moutinho	ORL	7	4
Franco Escobar	ATL	3	3
Justen Glad	RSL	4	3
Fabian Herbers	CHI	3	3
Aaron Herrera	RSL	4	3
Jose Martinez	PHI	5	3
Alexander Ring	NYC	5	3
Ruan	ORL	7	3
James Sands	NYC	5	3
Jorge Villafana	POR	7	3

EJECTIONS (RED CARDS)

PLAYER	TEAM	GP	EJECT
Juan Agudelo	MCF	2	1
Kyle Beckerman	RSL	3	1
Alberth Elis	HOU	2	1
Tim Melia	KC	4	1
Junior Moreno	DC	2	1
Jake Mulraney	ATL	2	1
Jack Price	COL	2	1
Andres Reyes	MCF	2	1
Marcelo Silva	RSL	3	1
JJ Williams	ATL	1	1
Danny Wilson	COL	1	1
Dario Zuparic	POR	6	1

GAMES PLAYED

PLAYER	TEAM	GP
11 players tied with 7		

GAMES STARTED

PLAYER	TEAM	GS
Sebastian Blanco	POR	7
Antonio Carlos	ORL	7
Diego Chara	POR	7
Steve Clark	POR	7
Pedro Gallese	ORL	7
Robin Jansson	ORL	7
Joao Moutinho	ORL	7
Chris Mueller	ORL	7
Nani	ORL	7
Mauricio Pereyra	ORL	7
Oriol Rosell	ORL	7
Ruan	ORL	7

MINUTES PLAYED			
PLAYER	TEAM	MIN	
Antonio Carlos	ORL	630	
Diego Chara	POR	630	
Steve Clark	POR	630	
Pedro Gallese	ORL	630	
Joao Moutinho	ORL	630	
Nani	ORL	629	
Ruan	ORL	624	
Sebastian Blanco	POR	623	
Robin Jansson	ORL	615	
Mauricio Pereyra	ORL	595	

WINS				
PLAYER	TEAM	GP	WON	
Steve Clark	POR	7	5	
Andre Blake	PHI	6	4	
Pedro Gallese	ORL	7	4	
Daniel Vega	SJ	5	3	
Sean Johnson	NYC	5	2	
Tyler Miller	MIN	6	2	
Eloy Room	CLB	2	2	
Przemyslaw Tyton	CIN	4	2	
12 players tied with 1				

LOSSES				
PLAYER	TEAM	GP	LOST	
Clement Diop	MTL	4	3	
Brad Guzan	ATL	3	3	
Sean Johnson	NYC	5	3	
Luis Robles	MCF	3	3	
David Bingham	LA	3	2	
Maxime Crepeau	VAN	2	2	
Stefan Frei	SEA	4	2	
David Jensen	NYR	3	2	
Kenneth Kronholm	CHI	3	2	
Zac MacMath	RSL	4	2	

MINUTES PLAYED IN GOAL				
PLAYER	TEAM	GP	MIN	
Steve Clark	POR	630		
Pedro Gallese	ORL	630		
Andre Blake	PHI	540		
Tyler Miller	MIN	540		
Sean Johnson	NYC	450		
Daniel Vega	SJ	450		
Clement Diop	MTL	360		
Stefan Frei	SEA	360		
Zac MacMath	RSL	360		
Matt Turner	NE	360		
Przemyslaw Tyton	CIN	360		

SAVES				
PLAYER	TEAM	GP	SVS	
Andre Blake	PHI	6	32	
Daniel Vega	SJ	5	21	
Steve Clark	POR	7	20	
Pedro Gallese	ORL	7	20	
Stefan Frei	SEA	4	17	
Przemyslaw Tyton	CIN	4	16	
Tyler Miller	MIN	6	15	
David Bingham	LA	3	13	
Thomas Hasal	VAN	3	13	
Marko Maric	HOU	3	13	
Matt Turner	NE	4	13	

SHUTOUTS

PLAYER	TEAM	GP	SHO
Andre Blake	PHI	6	2
Stefan Frei	SEA	4	2
Thomas Hasal	VAN	3	2
Zac MacMath	RSL	4	2
Tim Melia	KC	4	2
Eloy Room	CLB	2	2
Matt Turner	NE	4	2
Przemyslaw Tyton	CIN	4	2
Daniel Vega	SJ	5	2

7 players tied with 1

SAVES PERCENTAGE

PLAYER	TEAM	GP	SAVES	SOG	PCT
Andre Blake	PHI	6	32	37	86.5
Przemyslaw Tyton	CIN	4	16	21	76.2
Stefan Frei	SEA	4	17	23	73.9
Daniel Vega	SJ	5	21	29	72.4
Steve Clark	POR	7	20	28	71.4
Bill Hamid	DC	3	10	14	71.4
Marko Maric	HOU	3	13	19	68.4
William Yarbrough	COL	2	11	17	64.7
Zac MacMath	RSL	4	12	19	63.2
Sean Johnson	NYC	5	12	20	60.0

MLS Individual All-Time Leaders (1996-2020)

Goals

Player	Team	GP	GOALS
Chris Wondolowski	SJ	381	166
Landon Donovan	LA	340	145
Jeff Cunningham	CLB	365	134
Jaime Moreno	DC	340	133
Kei Kamara	COL	359	130
Bradley Wright-Phillips	LFC	213	116
Ante Razov	CHV	262	114
Jason Kreis	RSL	305	108
Dwayne De Rosario	TOR	343	104
Taylor Twellman	NE	174	101

Game-Winning Goals

Player	Team	GP	GWG
Chris Wondolowski	SJ	381	45
Landon Donovan	LA	340	41
Jeff Cunningham	CLB	365	40
Kei Kamara	COL	359	35
Ante Razov	CHV	262	33
Bradley Wright-Phillips	LFC	213	31
Jason Kreis	RSL	305	31
Edson Buddle	LA	304	30
Taylor Twellman	NE	174	28
Dwayne De Rosario	TOR	343	27

Shots

Player	Team	GP	SHOTS
Kei Kamara	COL	359	1037
Chris Wondolowski	SJ	381	941
Ante Razov	CHV	262	926
Dwayne De Rosario	TOR	343	850
Jason Kreis	RSL	305	818
Preki	KC	242	773
Jeff Cunningham	CLB	365	772
Edson Buddle	LA	304	709
Landon Donovan	LA	340	709
Jaime Moreno	DC	340	684

Hat Tricks

Player	Team	GP	G3G
Josef Martinez	ATL	84	6
Stern John	CLB	55	5
Diego Serna	COL	124	5
Bradley Wright-Phillips	LFC	213	5
Chris Wondolowski	SJ	381	5
6 players			4

Assists

Player	Team	GP	ASSISTS
Landon Donovan	LA	340	136
Steve Ralston	NE	378	135
Brad Davis	KC	392	123
Carlos Valderrama	COL	175	114
Preki	KC	242	112
Jaime Moreno	DC	340	102
Marco Etcheverry	DC	191	101
Sacha Kljestan	LA	279	93
Cobi Jones	LA	306	91
Diego Valeri	POR	233	88

Game-Winning Assists

Player	Team	GP	GWA
Landon Donovan	LA	340	41
Steve Ralston	NE	378	41
Brad Davis	KC	392	40
Carlos Valderrama	COL	175	33
Cobi Jones	LA	306	30
Preki	KC	242	29
Kyle Beckerman	RSL	498	29
Mauricio Cienfuegos	LA	206	28
Graham Zusi	KC	294	28
Jaime Moreno	DC	340	26

Shots on Goal

Player	Team	GP	SOG
Ante Razov	CHV	262	441
Chris Wondolowski	SJ	381	411
Kei Kamara	COL	359	401
Jaime Moreno	DC	340	394
Jeff Cunningham	CLB	365	372
Jason Kreis	RSL	305	370
Dwayne De Rosario	TOR	343	367
Landon Donovan	LA	340	366
Preki	KC	242	323
Taylor Twellman	NE	174	318

Multi-Goal Games

Player	Team	GP	G2G
Landon Donovan	LA	340	32
Chris Wondolowski	SJ	381	24
Bradley Wright-Phillips	LFC	213	22
Ante Razov	CHV	262	22
Jeff Cunningham	CLB	365	22
Robbie Keane	LA	125	20
Kei Kamara	COL	359	20
Josef Martinez	ATL	84	19
3 players			17

Fouls Committed

Player	Team	GP	FC
Kyle Beckerman	RSL	498	756
Diego Chara	POR	282	683
Jeff Larentowicz	ATL	437	618
Ricardo Clark	CLB	357	508
Atiba Harris	DAL	275	497
Davy Arnaud	DC	351	489
Jesse Marsch	CHV	321	477
Kei Kamara	COL	359	477
Chris Henderson	NY	317	474
Pablo Mastroeni	COL	334	474

Offsides

Player	Team	GP	OFF
Jeff Cunningham	CLB	365	377
Dwayne De Rosario	TOR	343	353
Ante Razov	CHV	262	310
Chris Henderson	NY	317	274
Roy Lassiter	DC	179	267
Ronald Cerritos	HOU	221	250
Eddie Johnson	DC	202	242
Carlos Ruiz	DAL	183	232
Edson Buddle	LA	304	216
Chris Wondolowski	SJ	381	215

Cautions (Yellow Cards)

Player	Team	GP	YELLOW
Kyle Beckerman	RSL	498	123
Diego Chara	POR	282	87
Pablo Mastroeni	COL	334	81
Davy Arnaud	DC	351	71
Jeff Larentowicz	ATL	437	71
Mike Petke	NY	307	69
Chris Wingert	RSL	339	69
Atiba Harris	DAL	275	67
Carey Talley	NY	315	67
3 players			66

Games Played

Player	Team	GP	G
Nick Rimando	RSL	514	514
Kyle Beckerman	RSL	498	498
Jeff Larentowicz	ATL	437	437
Kevin Hartman	NY	416	416
Chad Marshall	SEA	409	409
Brad Davis	KC	392	392
Drew Moor	COL	390	390
Dax McCarty	NSH	382	382
Chris Wondolowski	SJ	381	381
Steve Ralston	NE	378	378

Fouls Suffered

Player	Team	GP	FS
Davy Arnaud	DC	351	746
Jaime Moreno	DC	340	703
Andy Williams	RSL	332	680
Alejandro Moreno	CHV	272	659
Cobi Jones	LA	306	637
Eddie Gaven	CLB	278	583
Mark Chung	COL	284	578
DaMarcus Beasley	HOU	222	567
Darlington Nagbe	CLB	285	546
Javier Morales	DAL	255	542

Corner Kicks

Player	Team	GP	CK
Brad Davis	KC	392	1269
Marco Etcheverry	DC	191	963
Javier Morales	DAL	255	877
Diego Valeri	POR	233	839
Graham Zusi	KC	294	798
Federico Higuain	DC	207	758
Landon Donovan	LA	340	721
Steve Ralston	NE	378	703
Richard Mulrooney	HOU	285	679
Sacha Kijestjan	LA	279	649

Ejections (Red Cards)

Player	Team	GP	RED
Roger Espinoza	KC	254	11
Jamison Olave	RSL	216	10
Clint Mathis	LA	258	9
Pablo Mastroeni	COL	334	8
Je-Vaughn Watson	NE	160	7
Ivan McKinley	DC	174	7
Mike Petke	NY	307	7
Ramiro Corrales	SJ	307	7
Tyrone Marshall	COL	337	7
Kyle Beckerman	RSL	498	7

Games Started

Player	Team	GP	GS
Nick Rimando	RSL	514	514
Kyle Beckerman	RSL	498	461
Kevin Hartman	NY	416	411
Chad Marshall	SEA	409	404
Jeff Larentowicz	ATL	437	397
Steve Ralston	NE	378	372
Drew Moor	COL	390	369
Bobby Boswell	ATL	366	360
Dax McCarty	NSH	382	350
Brian Carroll	PHI	371	345

Minutes Played

Player	Team	GP	MINS
Nick Rimando	RSL	514	46336
Kyle Beckerman	RSL	498	41161
Kevin Hartman	NY	416	37260
Chad Marshall	SEA	409	35843
Jeff Larentowicz	ATL	437	35589
Drew Moor	COL	390	33289
Steve Ralston	NE	378	33142
Bobby Boswell	ATL	366	32222
Dax McCarty	NSH	382	30960
Brian Carroll	PHI	371	30820

Games Started In Goal

Player	Team	GP	GS
Nick Rimando	RSL	514	514
Kevin Hartman	NY	416	411
Joe Cannon	VAN	342	341
Jon Busch	CHI	309	308
Stefan Frei	SEA	302	302
Sean Johnson	NYC	292	292
Matt Reis	NE	293	288
Zach Thornton	CHV	282	276
Luis Robles	MCF	253	253
Tony Meola	NY	250	250

Goalkeeper Wins

Player	Team	GP	W
Nick Rimando	RSL	514	223
Kevin Hartman	NY	416	180
Zach Thornton	CHV	282	131
Stefan Frei	SEA	302	126
Joe Cannon	VAN	342	119
Luis Robles	MCF	253	117
Sean Johnson	NYC	292	114
Jon Busch	CHI	309	113
Matt Reis	NE	293	110
Scott Garlick	RSL	237	107

Saves

Player	Team	GP	SAVES
Nick Rimando	RSL	514	1701
Kevin Hartman	NY	416	1474
Joe Cannon	VAN	342	1331
Jon Busch	CHI	309	1151
Tony Meola	NY	250	1136
Matt Reis	NE	293	1114
Scott Garlick	RSL	237	1021
Stefan Frei	SEA	302	989
Zach Thornton	CHV	282	987
Sean Johnson	NYC	292	903

Games Played In Goal

Player	Team	GP	GP
Nick Rimando	RSL	514	514
Kevin Hartman	NY	416	416
Joe Cannon	VAN	342	342
Jon Busch	CHI	309	309
Stefan Frei	SEA	302	302
Matt Reis	NE	293	293
Sean Johnson	NYC	292	292
Zach Thornton	CHV	282	282
Luis Robles	MCF	253	253
Tony Meola	NY	250	250

Minutes Played In Goal

Player	Team	GP	MIN
Nick Rimando	RSL	514	46336
Kevin Hartman	NY	416	37260
Joe Cannon	VAN	342	30731
Jon Busch	CHI	309	27725
Stefan Frei	SEA	302	27065
Sean Johnson	NYC	292	26256
Matt Reis	NE	293	25935
Zach Thornton	CHV	282	24935
Luis Robles	MCF	253	22770
Tony Meola	NY	250	22556

Goalkeeper Losses

Player	Team	GP	L
Nick Rimando	RSL	514	174
Kevin Hartman	NY	416	143
Joe Cannon	VAN	342	141
Tony Meola	NY	250	109
Stefan Frei	SEA	302	102
Jon Busch	CHI	309	101
Matt Reis	NE	293	98
Zach Thornton	CHV	282	97
Sean Johnson	NYC	292	94
Scott Garlick	RSL	237	93

Shutouts

Player	Team	GP	SHO
Nick Rimando	RSL	514	154
Kevin Hartman	NY	416	112
Joe Cannon	VAN	342	86
Jon Busch	CHI	309	83
Stefan Frei	SEA	302	82
Zach Thornton	CHV	282	76
Matt Reis	NE	293	75
Luis Robles	MCF	253	74
Bill Hamid	DC	248	70
Sean Johnson	NYC	292	67

Goals Against Average

Player	Team	GP	MIN	GA	GAA
Jimmy Nielsen	KC	128	11497	126	0.99
Kasey Keller	SEA	93	8264	97	1.06
Jaime Penedo	LA	54	4860	59	1.09
Bouna Coundoul	NY	99	8823	111	1.13
Pat Onstad	DC	223	20076	254	1.14
Donovan Ricketts	ORL	188	16712	222	1.2
Kevin Hartman	NY	416	37260	501	1.21
William Hesmer	CLB	133	11965	161	1.21
Nick Rimando	RSL	514	46336	629	1.22
Matt Pickens	COL	156	13785	192	1.25

Minimum: 1000 minutes played

Saves Percentage

Player	Team	GP	SAVES	SOG	PCT
Alec Dufty	CHI	1	2	2	100
Alex Horwath	RSL	1	4	4	100
Ian Joyce	COL	1	4	4	100
Jalil Anibaba	HOU	1	2	2	100
Mike Magee	LA	1	4	4	100
Johann Noetzel	DAL	1	7	8	87.5
Bill Andracki	MET	1	5	6	83.3
Josh Ford	ORL	2	5	6	83.3
3 players			0	0	81.8

MLS Individual Single-Season Leaders (1996-2020)

Goals

Year	Player	Team	GP	GOALS
2019	Carlos Vela	LFC	31	34
2018	Josef Martinez	ATL	34	31
2019	Zlatan Ibrahimovic	LA	29	30
	7 times			27

Game-Winning Goals

Year	Player	Team	GP	GWG
2012	Chris Wondolowski	SJ	32	11
2018	Josef Martinez	ATL	34	10
	6 times			9

Shots

Year	Player	Team	GP	SHOTS
2015	Sebastian Giovinco	TOR	33	181
2016	Sebastian Giovinco	TOR	28	177
2018	Sebastian Giovinco	TOR	28	167
2016	David Villa	NYC	33	166
2019	Carlos Vela	LFC	31	160

Fouls Committed

Year	Player	Team	GP	FC
2016	Diego Chara	POR	30	86
2007	Juan Toja	DAL	27	83
2014	Diego Chara	POR	31	83
2000	Diego Serna	MIA	31	83
2006	Simo Valakari	DAL	31	81

Cautions (Yellow Cards)

Year	Player	Team	GP	YELLOW
1996	Leonel Alvarez	DAL	22	14
2012	Oswaldo Minda	CHV	22	13
2015	Marco Donadel	MTL	25	13
2013	Aurelien Collin	KC	29	13
1996	Michael Emenalo	SJ	29	13

Games Played

Year	Player	Team	GP	G
2014	Dominic Oduro	CLB-TOR-SJ	35	35
	116 times			34

Minutes Played

Year	Player	Team	GP	MINS
	42 times			3060

Games Played In Goal

Year	Player	Team	GP	G_G
	29 times			34

Assists

Year	Player	Team	GP	ASSISTS
2000	Carlos Valderrama	TB	32	26
2019	Maximiliano Moralez	NYC	29	20
2016	Sacha Kijestan	NYR	32	20
	9 times			19

Game-Winning Assists

Year	Player	Team	GP	GWA
2018	Nicolas Lodeiro	SEA	27	8
1999	Mauricio Cienfuegos	LA	30	8
2000	Steve Ralston	TB	30	8
	11 times			7

Shots on Goal

Year	Player	Team	GP	SOG
2000	Mamadou Diallo	TB	28	76
2015	Sebastian Giovinco	TOR	33	73
2019	Carlos Vela	LFC	31	71
2016	David Villa	NYC	33	68
2003	Ante Razov	CHI	26	67

Fouls Suffered

Year	Player	Team	GP	FS
2006	Alejandro Moreno	HOU	30	112
2004	Davy Arnaud	KC	30	111
2017	Nicolas Lodeiro	SEA	33	110
2019	Nicolas Lodeiro	SEA	28	108
2005	Alejandro Moreno	SJ	31	102

Ejections (Red Cards)

Year	Player	Team	GP	RED
	13 times			3

Games Started

Year	Player	Team	GP	GS
	71 times			34

Penalty-Kick Goals

Year	Player	Team	GP	PKG
2005	Jaime Moreno	DC	29	9
2019	Carlos Vela	LFC	31	9
2018	Josef Martinez	ATL	34	8
	8 times			7

Games Started In Goal

Year	Player	Team	GP	G_GS
	29 times			34

Minutes Played In Goal

Year	Player	Team	GP	G_MINS
	28 times			3060

Goalkeeper Losses

Year	Player	Team	GP	G_L
2005	D.J. Countess	RSL	27	19
2012	Matt Pickens	COL	32	19
1999	Mike Ammann	MET	24	18
1997	Tony Meola	MET	30	18
2014	Dan Kennedy	CHV	33	18

Shutouts

Year	Player	Team	GP	G_SHO
2000	Tony Meola	KC	31	16
2012	Jimmy Nielsen	KC	34	15
	7 times			14

Goalkeeper Wins

Year	Player	Team	GP	G_W
1998	Kevin Hartman	LA	29	22
1997	Mike Ammann	KC	29	21
2018	Luis Robles	NYR	31	21
	6 times			20

Saves

Year	Player	Team	GP	G_SAVES
2000	Scott Garlick	TB	32	184
1997	Mark Dodd	DAL	30	183
1998	Tony Meola	MET	31	164
1996	Mark Dodd	DAL	31	160
1999	Scott Garlick	TB	28	152

Goals Against Average

Year	Player	Team	GP	MIN	GA	G_GAA
2010	Kevin Hartman	DAL	20	1755	12	0.62
2010	Nick Rimando	RSL	27	2430	18	0.67
2017	Brad Guzan	ATL	14	1260	10	0.71
2012	Michael Gspurning	SEA	21	1845	15	0.73
2016	Zac MacMath	COL	17	1530	13	0.76

Minimum: 1000 minutes played



NON-PLAYOFF TEAMS

ATLANTA UNITED PLAYOFF HISTORY

vs. Team	No. of Series		GP	W-L-T	OT	ShO	GF	GA	Last Mtg.	Round	Series Result
	Series	W-L									
Columbus	1	0-1	1	0-0-1	0-0-1	0-0	0	0	2017	Wild Card	Lost Series Tie-Breaker
New England	1	1-0	1	1-0-0	0-0-0	0-0	1	0	2019	Wild Card	Won 1 games to 0
New York City FC	1	1-0	2	2-0-0	0-0-0	0-0	4	1	2018	Quarterfinals	Won 2 games to 0
New York Red Bull	1	1-0	2	1-1-0	0-0-0	0-0	3	1	2018	Semifinals	Won Series Tie-Breaker
Philadelphia	1	1-0	1	1-0-0	0-0-0	0-0	2	0	2019	Quarterfinals	Won 1 games to 0
Portland	1	1-0	1	1-0-0	0-0-0	0-0	2	0	2018	MLS Cup '18	Won MLS Cup '18
Toronto FC	1	0-1	1	0-1-0	0-0-0	0-0	1	2	2019	Semifinals	Lost 1 games to 0
TOTALS	7	5-2	9	6-2-1	0-0-1	0-0	13	4			

ATLANTA UNITED -- ALL-TIME POSTSEASON RESULTS

DATE	OPPONENT	RESULT	ATT.	W-L-T	RD.	GOALS:
10/26/2017	Columbus	T 0-0 (OT)	67,221	0-0-1	WC	
11/04/2018	at New York City	W 1-0	19,198	1-0-0	QTR	ATL: Remedi (37)
11/11/2018	New York City FC	W 3-1	70,526	2-0-0	QTR	ATL: Martinez (25,83) Almiron (42); NYC: Chanot (45)
11/25/2018	New York Red Bull	W 3-0	70,016	3-0-0	SEM	ATL: Martinez (32) Escobar (71) Villalba (95+)
11/29/2018	at New York Red B	L 0-1	22,137	3-1-0	SEM	NYR: Parker (94+)
12/08/2018	Portland	W 2-0	73,019	4-1-0	FIN	ATL: Martinez (39) Escobar (54)
10/19/2019	New England	W 1-0	66,114	1-0-0	WC	ATL: Escobar (70)
10/24/2019	Philadelphia	W 2-0	41,507	2-0-0	QTR	ATL: Gressel (10) J. Martinez (80)
10/30/2019	Toronto FC	L 1-2	44,055	2-1-0	SEM	ATL: Gressel (4); TOR: Benezet (14) DeLeon (78)



NON-PLAYOFF TEAMS

2020 ATLANTA UNITED STATISTICS (6-13-4, 22 pts.)

UNF	POS	PLAYER	GP	GS	MIN	G	A	SHT	SOG	FC	FS	OFF	CK	C	E
26	F	Jon Gallagher	16	11	982	4	0	13	7	11	24	7	18	0	0
14	F	Adam Jahn	21	13	1072	3	2	15	8	20	2	11	0	2	0
8	M	Ezequiel Barco	15	11	1034	2	3	31	14	8	47	2	20	3	0
11	D	Brooks Lennon	23	19	1750	2	3	14	5	31	19	4	9	3	0
20	M	Emerson Hyndman	20	16	1383	2	2	14	6	17	8	1	0	2	0
10	M	Pity Martinez	7	7	591	2	2	17	7	12	23	2	24	1	0
18	M	Jeff Larentowicz	19	11	1111	2	1	7	2	22	9	0	0	2	0
10	M	Marcelino Moreno	6	5	465	2	1	14	7	4	10	0	16	0	0
21	D	George Bello	20	19	1648	1	1	8	2	12	23	1	0	2	0
23	F	Jake Mulraney	18	8	707	1	1	9	5	11	23	1	9	3	1
5	M	Eric Remedi	18	12	1161	1	1	11	1	19	45	1	0	4	0
31	F	Erick Torres	13	4	492	1	1	15	6	10	17	0	1	1	0
22	M	Juergen Damm	14	7	636	0	4	8	1	5	5	2	0	1	0
2	D	Franco Escobar	16	16	1376	0	2	7	0	24	24	1	0	8	1
29	M	Mo Adams	13	9	778	0	1	1	0	25	6	0	0	3	0
4	D	Anton Walkes	17	15	1335	0	1	7	3	4	2	0	0	2	0
32	D	George Campbell	1	0	46	0	0	0	0	2	0	0	0	0	0
19	D	Edgar Castillo	4	1	145	0	0	2	1	2	2	0	0	0	0
15	F	Manuel Castro	10	3	257	0	0	7	2	7	7	1	1	0	0
1	G	Brad Guzan	23	23	2070	0	0	0	0	1	2	0	0	1	0
7	F	Josef Martinez	1	1	69	0	0	1	0	3	0	0	0	0	0
6	D	Fernando Meza	13	13	1073	0	0	2	1	17	8	1	0	2	0
12	D	Miles Robinson	17	16	1393	0	0	9	1	20	18	1	0	6	0
9	M	Matheus Rossetto	15	10	780	0	0	3	1	9	4	2	11	1	0
24	F	JJ Williams	1	0	6	0	0	0	0	0	0	0	0	0	1
28	M	Tyler Wolff	5	1	118	0	0	0	0	5	1	0	1	0	0
27	D	Laurence Wyke	7	2	226	0	0	4	1	6	3	0	0	1	0
30	M	Andrew Carleton	0	0	0	0	0	0	0	0	0	0	0	0	0
25	G	Alec Kann	0	0	0	0	0	0	0	0	0	0	0	0	0
28	F	Lagos Kunga	0	0	0	0	0	0	0	0	0	0	0	0	0
13	G	Brendan Moore	0	0	0	0	0	0	0	0	0	0	0	0	0
		Team totals	23	23	2070	23	26	219	81	307	349	38	110	48	3
		Opponent totals	23	23	2070	30	30	265	91	349	307	38	89	46	1

GAME-WINNING GOALS: Emerson Hyndman 2, Pity Martinez 1, Jeff Larentowicz 1, Adam Jahn 1
Jon Gallagher 1

GAME-WINNING ASSISTS: Eric Remedi 1, Pity Martinez 1, Brooks Lennon 1, Emerson Hyndman 1
Juergen Damm 1, Ezequiel Barco 1

PENALTY KICK GOALS/ATTEMPTS: Marcelino Moreno 2-2, Jeff Larentowicz 1-1, Ezequiel Barco 0-1

ATLANTA UNITED INDIVIDUAL GOALKEEPING

UNF	POS	GOALKEEPER	GP	GS	MIN	SHTS	SV	GA	GAA	PG	PA	W	L	T	SO
1	G	Brad Guzan	23	23	2070	91	59	30	1.30	0	0	6	13	4	6
		Team totals	23	23	2070	91	59	30	1.30	0	0	6	13	4	6
		Opponent totals	23	23	2070	81	58	23	1.00	3	4	13	6	4	8

* = Played with other teams in 2020. Only Atlanta United statistics listed here.



NON-PLAYOFF TEAMS

ATLANTA UNITED 2020 SCHEDULE

DAY	DATE	OPPONENT	RESULT	ATT.	W-L-T	POS.	PTS	NOTES:
Sat.	Feb. 29	at Nashville SC	W 2-1	59,069	1-0-0	T1	3	ATL: Barco (9) Hyndman (37); NSH: Zimmerman (28)
Sat.	Mar. 7	FC Cincinnati	W 2-1	69,301	2-0-0	1	6	ATL: Barco (21) Hyndman (55); CIN: Kubo (64)
Sat.	July 11	New York Red Bull	L 0-1		2-1-0	3	6	NYR: Valot (4)
Thu.	July 16	FC Cincinnati	L 0-1		2-2-0	6	6	CIN: Amaya (76)
Tue.	July 21	Columbus	L 0-1		2-3-0	T7	6	CLB: Mokhtar (18)
Sat.	Aug. 22	Nashville SC	W 2-0		3-3-0	T4	9	ATL: P. Martinez (40,87)
Wed.	Aug. 26	at Inter Miami CF					8	postponed
Sat.	Aug. 29	Orlando City SC	L 1-3		3-4-0	T8	9	ATL: Lennon (83); ORL: Urso (13) Mueller (35) Nani (86)
Wed.	Sept. 2	Inter Miami CF	T 0-0		3-4-1	9	10	
Sat.	Sept. 5	at Orlando City SC	T 1-1		3-4-2	T7	11	ATL: Jahn (92+); ORL: Michel (46+)
Wed.	Sept. 9	at Inter Miami CF	L 1-2		3-5-2	T8	11	ATL: Remedi (33); MCF: Morgan (28,38)
Sat.	Sept. 12	at Nashville SC	L 2-4		3-6-2	10	11	ATL: Larentowicz (19) Bello (61); NSH: Badji (0:56) Mukhtar (29) McCarty (36) Danladi (57)
Sat.	Sept. 19	Inter Miami CF	L 1-2		3-7-2	T11	11	ATL: Gallagher (5); MCF: Agudelo (2) Shea (11)
Wed.	Sept. 23	FC Dallas	W 1-0		4-7-2	10	14	ATL: Larentowicz (55)
Sun.	Sept. 27	at Chicago	L 0-2		4-8-2	11	14	CHI: Herbers (7) Beric (39)
Sat.	Oct. 3	at D.C. United	W 4-0		5-8-2	T8	17	ATL: Gallagher (4,65) Lennon (41) Jahn (69)
Wed.	Oct. 7	Orlando City SC	T 0-0		5-8-3	T9	18	
Sat.	Oct. 10	New York Red Bull	L 0-1		5-9-3	T9	18	NYR: Clark (47)
Wed.	Oct. 14	at Inter Miami CF	T 1-1		5-9-4	T10	19	ATL: Mulraney (83); MCF: Shea (80)
Sun.	Oct. 18	at Toronto FC	L 0-1		5-10-4	11	19	TOR: Piatti (89)
Sat.	Oct. 24	D.C. United	L 1-2		5-11-4	12	19	ATL: Gallagher (89); DC: Canouse (77) Rivas (92+)
Wed.	Oct. 28	at Orlando City SC	L 1-4		5-12-4	13	19	ATL: Torres (87); ORL: Dike (29) Mueller (47+) Akindele (60) Aias (92+)
Sun.	Nov. 1	FC Cincinnati	W 2-0		6-12-4	T10	22	ATL: Jahn (8) Moreno (26)
Sun.	Nov. 8	at Columbus	L 1-2		6-13-4	T12	22	ATL: Moreno (59); CLB: Zelarayan (28) Zardes (55)



NON-PLAYOFF TEAMS

ATLANTA UNITED – GAME-BY-GAME

#	Player	1	2	3	4	5	6	7	8	9	10	11	12	13	14	15	16	17	18	19	20	21	22	23
1	Brad Guzan	NSH	CIN	NYR	CIN	CLB	NSH	ORL	MCF	ORL	MCF	NSH	MCF	DAL	CHI	DC	ORL	NYR	MCF	TOR	DC	ORL	CIN	CLB
2	Franco Escobar	2-1	2-1	0-1	0-1	0-1	2-0	1-3	0-0	1-1	1-2	2-4	1-2	1-0	0-2	4-0	0-0	0-1	1-1	0-1	1-2	1-4	2-0	1-2
3	Anton Walkes	90G	90G	90G	90G	90G	90G	90G	90G	90G	90G	90G	90G	90G	90G	90G	90G	90G	90G	90G	90G	90G	90G	90G
4	Eric Remedi	45D	90D	90D	72D	90D	90D	90D	90D	90D	90D	90D	90D	90D	90D	90D	90D	90D	90D	90D	90D	90D	90D	89D
5	Fernando Meza	90M	90M	9	90M	45	85M	79M	90M	84M	81M	34	69M	45	90M									1
6	Josef Martinez	90D	90D	90D	83D	45D	45D																	90D
7	Ezequiel Barco	69F																						90D
8	Mathews Rossetto	90M	90M	34	63M	90M	30	63M	71M	90M	90M													45
9	Marcelino Moreno	23	72F																					15
10	Pity Martinez	90M	67M	90M	83M	90M	90M	90M																45
11	Brooks Lennon	90M	90M	90M	90M	90M	90D	77M	90M	90D	45M	30	90F	90D	90M	90F	90D	81D	24	90D	40	90D	13	90M
12	Miles Robinson	90D	90D	90D	45	90D	90D	55D	90D	90D	45D													90D
13	Brendan Moore																							90D
14	Adam Jahn	21	90F	18	34F	45F	80F	60F	19	15	75F	60F	45	65F	84F	90F	29	70F	15	71F	64F	22		
15	Manuel Castro		56M	27	21		45M																	
16	Jeff Larentowicz	9	10	34	90M	11	5	45	90M	9	90M	90M	90M	73M	90M	90M	84M	57M						
17	Edgar Castillo								83D															58
18	Emerson Hyndman	90M	90M	56M	7	79M	70M	62M	90M	90M														45
19	George Bello	72M							7	84D	90D	90D	90D	90D	78D	90D	90D	90D	90D	82D	90D	86D		
20	Juergen Damm								11	13	35	63M	30											
21	Jake Mulraney	90M	80M	18	26M				45	28	6	10	15	60M	81F	82M								4
22	JJ Williams																							
23	Alec Kann																							
24	Jon Gallagher																							
25	Laurence Wyke	45	44D						6	75M	34	77M	72F	90M	81M	66F	90F	81M	66F	22	19	90M	68F	
26	Tyler Wolff																							
27	Iagos Kunga								27															
28	Mo Adams																							
29	Andrew Carleton																							
30	Luiiz Fernando																							
31	Erick Torres								10	30	90F	71F	80F	15	30									
32	George Campbell																							

"00" = 100 minutes played
F/M/D/G = starting position



NON-PLAYOFF TEAMS

ATLANTA UNITED – GAME-BY-GAME LOG

Game #1	02/29/2020	ATL 2 at NSH 1	W	Barco 1 (Escobar 1) 9; Hyndman 1 (unassisted) 37
Game #2	03/07/2020	ATL 2 vs CIN 1	L	Barco 2 (P. Martinez 1) 21; Hyndman 2 (Barco 1, P. Martinez 2) 55
Game #3	07/11/2020	ATL 0 vs NVR 1	W	
Game #4	07/16/2020	ATL 0 vs CIN 1	L	
Game #5	07/21/2020	ATL 0 vs CLB 1	L	
Game #6	08/23/2020	ATL 2 vs NSH 0	W	P. Martinez 1 (Remedi 1) 40; P. Martinez 2 (Adams 1, Torres 1) 87
Game #7	08/29/2020	ATL 1 vs ORL 3	L	Lennon 1 (Damm 1, Barco 2) 83
Game #8	09/02/2020	ATL 0 vs MCF 0	T	
Game #9	09/05/2020	ATL 1 at ORL 1	T	Jahn 1 (Mulraney 1, Walkes 1) 92+
Game #10	09/09/2020	ATL 1 at MCF 2	L	Remedi 1 (unassisted) 33
Game #11	09/12/2020	ATL 2 at NSH 4	L	Larentowicz 1 (Barco 3) 19; Bello 1 (Jahn 1, Damm 2) 61
Game #12	09/19/2020	ATL 1 vs MCF 2	L	Gallagher 1 (Bello 1, Larentowicz 1) 5
Game #13	09/23/2020	ATL 1 vs DAL 0	W	Larentowicz 2 (penalty kick) 55
Game #14	09/27/2020	ATL 0 at CHI 2	L	
Game #15	10/03/2020	ATL 4 at DC 0	W	Gallagher 2 (Lennon 1, Hyndman 1) 4; Lennon 2 (unassisted) 41; Gallagher 3 (Hyndman 2, Jahn 2) 65; Jahn 2 (Lennon 2, Escobar 2) 70
Game #16	10/07/2020	ATL 0 vs ORL 0	T	
Game #17	10/10/2020	ATL 0 vs NVR 1	L	
Game #18	10/14/2020	ATL 1 at MCF 1	T	
Game #19	10/18/2020	ATL 0 at TOR 1	L	Mulraney 1 (Damm 3) 83
Game #20	10/24/2020	ATL 1 vs DC 2	L	Gallagher 4 (Lennon 3) 89
Game #21	10/28/2020	ATL 1 at ORL 4	L	Torres 1 (Moreno 1) 87
Game #22	11/01/2020	ATL 2 vs CIN 0	W	Jahn 3 (Damm 4) 8; Moreno 1 (penalty kick) 26
Game #23	11/08/2020	ATL 1 at CLB 2	L	Moreno 2 (penalty kick) 59



NON-PLAYOFF TEAMS

ATLANTA UNITED – CUP COMPETITIONS – GAME-BY-GAME

CONCACAF CHAMPIONS LEAGUE

#	Player	R161 MOTG	R162 MOTG	QF1 AMER
1	Brad Guzan	90G	90D	90G
2	Franco Escobar	90D	90D	90D
4	Anton Walkes	90D	90D	90D
5	Eric Remedi	90M	90M	45M
6	Fernando Meza	90D	90D	90D
7	Josef Martinez	90F	90F	90F
8	Ezequiel Barco	90F	90F	90F
9	Mathews Rossetto			13
10	Pity Martinez	80F	87F	90F
11	Brooks Lennon	25	90D	90D
12	Miles Robinson			
13	Brendan Moore			
14	Adam Jahf	10		24
15	Manuel Castro			32
18	Jeff Larentowicz	90M	3	90D
19	Edgar Castillo			
20	Emerson Hyndman	90M	88M	90M
21	George Bello			
23	Jake Mulraney		80M	66D
25	Alec Kann			
26	Jon Gallagher			
27	Laurence Wyke			
28	Lagos Kunga			
29	Mo Adams	65D	2	90M
30	Andrew Carleton			
31	Luiz Fernando		10	
32	George Campbell			

CONCACAF CHAMPIONS LEAGUE

R161	02/18/2020	ATL 1 at MOTAGA 1	T	Josef Martinez (Pity Martinez) 35
R162	02/25/2020	ATL 3 vs MOTAGA 0	W	Pity Martinez (Josef Martinez) 40; Josef Martinez (Pity Martinez) 60; Pity Martinez (Josef Martinez) 83
QF1	03/11/2020	ATL 0 at AMERCA 3	L	



NON-PLAYOFF TEAMS

CHICAGO FIRE PLAYOFF HISTORY

vs. Team	No. of Series	Series W-L	GP	W-L-T	OT	ShO	GF	GA	Mtg.	Round	Series Result
Colorado	1	1-0	2	2-0-0	0-0-0	1-0	2	1	1998	West Semifinals	Won 2 games to 0
Columbus	1	0-1	1	0-1-0	0-0-0	0-0	1	2	2008	Semifinals	Lost 1 games to 0
D.C. United	4	4-0	7	5-0-2	0-0-0	0-0	13	2	2007	Quarterfinals	Won 1 games to 0
FC Dallas	2	1-1	6	3-2-1	0-0-1	0-0	12	6	2001	Quarterfinals	Won 7 pts. to 1
Houston	1	0-1	1	0-1-0	0-0-0	0-0	1	2	2012	Wild Card	Lost 1 games to 0
Kansas City	1	0-1	1	0-1-0	0-0-0	0-0	0	1	2000	MLS Cup '00	Lost MLS Cup '00
Los Angeles	2	1-1	5	2-2-1	0-2-1	1-0	4	5	2001	Semifinals	Lost 7 pts. to 1
New England	8	4-4	15	7-7-1	1-1-0	0-0	20	14	2009	Quarterfinals	Won Series Tie-Breaker
MetroStars-New	2	1-1	4	2-2-0	0-0-0	0-0	6	8	2017	Wild Card	Lost 1 games to 0
Real Salt Lake	1	0-1	1	0-1-0	0-1-0	0-1	0	0	2009	Semifinals	Lost 1 games to 0
San Jose	1	0-1	1	0-1-0	0-0-0	0-0	2	4	2003	MLS Cup '03	Lost MLS Cup '03
TOTALS	24	12-12	44	21-18-5	1-4-2	2-1	61	45			

CHICAGO FIRE -- ALL-TIME POSTSEASON RESULTS

DATE	OPPONENT	RESULT	ATT.	W-L-T	RD.	GOALS:
10/01/1998	Colorado	W 2-1	12,610	1-0-0	QTR	CHI: Kubik (50); COL: Waldir (79)
10/05/1998	at Colorado	W 1-0	6,582	2-0-0	QTR	CHI: Kubik (42)
10/10/1998	at Los Angeles	W 1-0	25,107	3-0-0	SEM	CHI: Marsch (86)
10/16/1998	Los Angeles	W 2-1	32,744	4-0-0	SEM	CHI: Nowak (31); LA: Pena (37)
10/25/1998	D.C. United	W 2-0	51,350	5-0-0	FIN	CHI: Podbrozny (29) Gutierrez (45)
10/16/1999	at Dallas	L 1-2	10,980	0-1-0	QTR	CHI: Ball (79); DAL: Graziani (52) Santel (75)
10/23/1999	Dallas	W 4-0	13,197	1-1-0	QTR	CHI: Nowak (18) Kosecki (36) Razov (43) Kovalenko (46)
10/27/1999	at Dallas	L 2-3	9,795	1-2-0	QTR	CHI: Razov (3) Marsch (5); DAL: Deering (55) Rodriguez (84) Graziani (86)
09/15/2000	New England	W 2-1	10,476	1-0-0	QTR	CHI: own goal (54) Kovalenko (73); NE: Harris (50)
09/19/2000	at New England	L 1-2	10,723	1-1-0	QTR	CHI: Kovalenko (83); NE: Wyalda (18) Wright (86)
09/22/2000	New England	W 6-0	5,972	2-1-0	QTR	CHI: Razov (5,65) Stoitchkov (14,17) Nowak (47) George (75)
09/26/2000	MetroStars	W 3-0	7,141	3-1-0	SEM	CHI: Stoitchkov (21) Kovalenko (35) Razov (84)
09/30/2000	at MetroStars	L 0-2	15,476	3-2-0	SEM	MET: Chung (40) Valencia (84)
10/06/2000	MetroStars	W 3-2	10,133	4-2-0	SEM	CHI: Brown (3) Stoitchkov (31) Razov (88); MET: Valencia (32,36)
10/15/2000	at Kansas City	L 0-1	39,159	4-3-0	FIN	KC: Molnar (11)
09/20/2001	Dallas	W 2-0	8,314	1-0-0	QTR	CHI: Bocanegra (40) Whitfield (90)
09/23/2001	at Dallas	T 1-1 (OT)	17,149	1-0-1	QTR	CHI: J. Beasley (84); DAL: Deering (27)
09/29/2001	Dallas	W 2-0	12,811	2-0-1	QTR	CHI: Kovalenko (17) Armas (55)
10/10/2001	Los Angeles	T 1-1 (OT)	10,388	2-0-2	SEM	CHI: Wyalda (32); LA: Hernandez (44)
10/13/2001	at Los Angeles	L 0-1 (OT)	10,100	2-1-2	SEM	LA: Vagenas (94)
10/17/2001	Los Angeles	L 1-2 (OT)	13,444	2-2-2	SEM	CHI: D. Beasley (30); LA: Califf (44) Cienfuegos (98)
09/26/2002	at New England	L 0-2	6,306	0-1-0	QTR	NE: Twellman (13) Hernandez (60)
09/29/2002	New England	W 2-1	9,434	1-1-0	QTR	CHI: Razov (43,76); NE: Kamler (28)
10/02/2002	at New England	L 0-2	6,954	1-2-0	QTR	NE: Kamler (12) Twellman (65)
11/01/2003	at D.C. United	W 2-0	15,202	1-0-0	QTR	CHI: Williams (4) Razov (90)
11/09/2003	D.C. United	W 2-0	15,312	2-0-0	QTR	CHI: Ralph (17) Razov (55)
11/14/2003	New England	W 1-0 (OT)	14,610	3-0-0	SEM	CHI: Armas (101)
11/23/2003	San Jose	L 2-4	27,000	3-1-0	FIN	CHI: Beasley (49) own goal (54); SJ: Ekelund (5) Donovan (38,71) Mulrooney (50)
10/21/2005	D.C. United	T 0-0	11,493	0-0-1	QTR	
10/30/2005	at D.C. United	W 4-0	20,089	1-0-1	QTR	CHI: Stewart (10) Guerrero (37,45) Marsch (67)
11/06/2005	at New England	L 0-1	18,118	1-1-1	SEM	NE: Dempsey (4)
10/22/2006	New England	W 1-0	10,217	1-0-0	QTR	CHI: Mapp (35)
10/28/2006	at New England	L 1-2 (OT)	9,372	1-1-0	QTR	CHI: Jaqua (18); NE: Twellman (41) Noonan (58)
10/25/2007	D.C. United	W 1-0	17,834	1-0-0	QTR	CHI: Rolfe (14)
11/01/2007	at D.C. United	T 2-2	19,438	1-0-1	QTR	CHI: Barrett (31) Rolfe (33); DC: Simms (69) Gomez (74)
11/08/2007	at New England	L 0-1	10,317	1-1-1	SEM	NE: Twellman (38)
10/30/2008	at New England	T 0-0	5,221	0-0-1	QTR	
11/06/2008	New England	W 3-0	17,312	1-0-1	QTR	CHI: Rolfe (45) Conde (49) Segares (74)
11/13/2008	at Columbus	L 1-2	14,688	1-1-1	SEM	CHI: McBride (29); CLB: Marshall (49) Gaven (55)
11/01/2009	at New England	L 1-2	7,416	0-1-0	QTR	CHI: Rolfe (17); NE: Osei (45) Joseph (75)
11/07/2009	New England	W 2-0	21,528	1-1-0	QTR	CHI: Thorrington (35) Blanco (83)
11/14/2009	Real Salt Lake	L 0-0 (OT)	21,723	1-2-0	SEM	
10/31/2012	Houston	L 1-2	10,923	0-1-0	WC	CHI: Alex (83); HOU: Bruin (12,46)
10/25/2017	New York Red Bull	L 0-4	11,647	0-1-0	WC	NYR: Wright-Phillips (7) Kljestan (11) Royer (70) Veron (87)



NON-PLAYOFF TEAMS

2020 CHICAGO FIRE STATISTICS (5-10-8, 23 pts.)

UNF	POS	PLAYER	GP	GS	MIN	G	A	SHT	SOG	FC	FS	OFF	CK	C	E
27	F	Robert Beric	23	22	1931	12	1	61	29	38	58	28	0	1	0
21	F	Fabian Herbers	21	18	1366	4	1	31	10	24	21	3	1	6	0
22	D	Mauricio Pineda	23	23	2022	3	2	9	3	24	7	0	0	5	0
11	M	Przemyslaw Frankowski	19	16	1459	3	1	27	13	29	19	2	0	1	0
14	M	Djordje Mihailovic	20	14	1171	2	7	26	7	12	26	3	16	1	0
10	M	Alvaro Medran	23	23	1996	2	6	37	13	34	40	1	61	5	0
2	D	Boris Sekulic	21	21	1826	2	2	14	4	26	7	4	0	3	0
9	F	CJ Sapong	11	4	472	2	0	8	3	10	13	1	0	1	0
7	M	Ignacio Aliseda	20	16	1402	1	2	26	6	12	25	3	1	1	0
5	D	Francisco Calvo	22	22	1911	1	2	16	3	30	6	2	0	6	1
3	D	Jonathan Bornstein	20	13	1141	1	1	4	3	12	16	0	0	2	0
30	M	Gaston Gimenez	18	17	1557	0	3	21	7	26	14	1	28	2	0
28	F	Elliot Collier	21	2	519	0	1	20	7	11	4	2	0	0	0
6	D	Miguel Angel Navarro	19	10	971	0	1	11	1	18	13	0	0	1	0
20	D	Wyatt Omsberg	5	2	185	0	1	0	0	2	2	0	0	0	0
16	M	Micheal Azira	6	1	125	0	0	1	0	2	1	0	0	1	0
13	M	Brandt Bronico	10	3	275	0	0	1	0	5	3	0	0	1	0
40	M	Brian Gutierrez	6	0	27	0	0	1	1	3	0	0	0	0	0
4	D	Johan Kappelhof	4	2	200	0	0	1	0	2	0	0	0	1	0
18	G	Kenneth Kronholm	5	5	450	0	0	0	0	0	0	0	0	0	0
36	D	Andre Reynolds	2	0	16	0	0	0	0	0	0	0	0	0	0
1	G	Bobby Shuttleworth	17	17	1530	0	0	0	0	0	1	0	0	2	0
24	G	Connor Sparrow	1	1	90	0	0	0	0	0	0	0	0	0	0
8	M	Luka Stojanovic	2	1	60	0	0	2	1	3	0	0	0	0	0
23	D	Carlos Teran	2	0	14	0	0	1	0	0	0	0	0	0	0
37	M	Javier Casas	0	0	0	0	0	0	0	0	0	0	0	0	0
33	M	Jeremiah Gutjahr	0	0	0	0	0	0	0	0	0	0	0	0	0
38	F	Alex Monis	0	0	0	0	0	0	0	0	0	0	0	0	0
32	G	Gabriel Slonina	0	0	0	0	0	0	0	0	0	0	0	0	0
25	D	Nicholas Slonina	0	0	0	0	0	0	0	0	0	0	0	0	0
		Team totals	23	23	2070	33	31	318	111	323	289	50	107	40	1
		Opponent totals	23	23	2070	39	44	278	105	289	323	54	105	41	0

GAME-WINNING GOALS: Fabian Herbers 2, Boris Sekulic 1, Mauricio Pineda 1, Robert Beric 1

GAME-WINNING ASSISTS: Gaston Gimenez 3, Alvaro Medran 1, Jonathan Bornstein 1

PENALTY KICK GOALS/ATTEMPTS: Robert Beric 1-2, CJ Sapong 1-1, Alvaro Medran 0-1

CHICAGO FIRE INDIVIDUAL GOALKEEPING

UNF	POS	GOALKEEPER	GP	GS	MIN	SHTS	SV	GA	GAA	PG	PA	W	L	T	SO
18	G	Kenneth Kronholm	5	5	450	17	7	8	1.60	0	0	1	3	1	0
1	G	Bobby Shuttleworth	17	17	1530	81	53	28	1.65	1	2	4	6	7	4
24	G	Connor Sparrow	1	1	90	7	4	3	3.00	0	0	0	1	0	0
		Team totals	23	23	2070	105	64	39	1.70	1	2	5	10	8	4
		Opponent totals	23	23	2070	111	75	33	1.43	2	4	10	5	8	5

* = Played with other teams in 2020. Only Chicago Fire statistics listed here.



NON-PLAYOFF TEAMS

CHICAGO FIRE 2020 SCHEDULE

DAY	DATE	OPPONENT	RESULT	ATT.	W-L-T	POS.	PTS	NOTES:
Sun.	Mar. 1	at Seattle	L 1-2	40,126	0-1-0	T7	0	CHI: Beric (46); SEA: Morris (62,93+)
Sat.	Mar. 7	at New England	T 1-1	15,289	0-1-1	T7	1	CHI: Bornstein (70); NE: Buksa (28)
Tue.	July 14	Seattle	W 2-1		1-1-1	T7	4	CHI: Beric (52) Pineda (84); SEA: Bwana (77)
Sun.	July 19	San Jose	L 0-2		1-2-1	T9	4	SJ: Espinoza (56) Wondolowski (83)
Thu.	July 23	Vancouver	L 0-2		1-3-1	T1	4	VAN: Reyna (65) Dajome (71)
Thu.	Aug. 20	at Columbus	L 0-3		1-4-1	T11	4	CLB: Etienne (20) Nagbe (81) Zardes (88)
Tue.	Aug. 25	FC Cincinnati	W 3-0		2-4-1	T9	7	CHI: Herbers (2) Medran (10) Aliseda (67)
Sat.	Aug. 29	at New York City	L 1-3		2-5-1	T1	7	CHI: Pineda (47+); NYC: Parks (16) Tinnerholm (53) Ring (75)
Wed.	Sept. 2	at FC Cincinnati	T 0-0		2-5-2	T12	8	
Sun.	Sept. 6	New England	L 1-2		2-6-2	T3	8	CHI: Herbers (22); NE: Bunbury (3,54)
Sat.	Sept. 12	Columbus	T 2-2		2-6-3	T12	9	CHI: Mihailovic (11) Beric (14); CLB: Alashe (68) Zardes (88)
Sat.	Sept. 19	at Orlando City S	L 1-4		2-7-3	T14	9	CHI: Beric (48); ORL: Mueller (11) Nani (24) Urso (78) Michel (95+)
Wed.	Sept. 23	Houston	W 4-0		3-7-3	T12	12	CHI: Beric (15) Herbers (23) Medran (40) Sapong (89)
Sun.	Sept. 27	Atlanta	W 2-0		4-7-3	T10	15	CHI: Herbers (7) Beric (39)
Sat.	Oct. 3	at Montreal	T 2-2		4-7-4	T11	16	CHI: Beric (15) Calvo (73); MTL: Lappalainen (22) Urruti (67)
Wed.	Oct. 7	at Sporting KC	L 0-1		4-8-4	T11	16	KC: Reid (67)
Sun.	Oct. 11	D.C. United	W 2-1		5-8-4	T9	19	CHI: Sapong (3) Sekulic (46+); DC: own goal (56)
Wed.	Oct. 14	at Minnesota				T10		postponed
Sat.	Oct. 17	Sporting KC	T 2-2		5-8-5	T10	20	CHI: Beric (46+) Mihailovic (95+); KC: Hurtado (35) Kinda (83)
Sat.	Oct. 24	New York Red Bull	T 2-2		5-8-6	T10	21	CHI: Beric (51) Frankowski (71); NYR: Duncan (39) White (92+)
Wed.	Oct. 28	at Philadelphia	L 1-2		5-9-6	T10	21	CHI: Beric (42); PHI: Przybylko (28) Burke (65)
Sat.	Oct. 31	at Nashville SC	T 1-1		5-9-7	T10	22	CHI: Sekulic (42); NSH: Rios (28)
Wed.	Nov. 4	at Minnesota	T 2-2		5-9-8	T9	23	CHI: Beric (17) Pineda (52); MIN: Aja (64) Lod (80)
Sun.	Nov. 8	New York City FC	L 3-4		5-10-8	T11	23	CHI: Beric (33) Frankowski (42,43); NYC: Callens (15) Mackay-Steven (32) Medina (37) Castellanos (77)



NON-PLAYOFF TEAMS

CHICAGO FIRE – GAME-BY-GAME

#	Player	1	2	3	4	5	6	7	8	9	10	11	12	13	14	15	16	17	18	19	20	21	22	23
1	Bobby Shuttleworth	SEA NE	SEA SJ	VAN CLB	CIN NYC	CIN NE	CLB ORL	HOU ATL	MTL KC	DC	KC	NYR	PHI	NSH	MIN	NYC								
2	Boris Sekulic	1-2 1-1	2-1 0-2	0-2 0-3	3-0 1-3	0-0 1-2	2-2 1-4	4-0 2-0	2-2 0-1	2-1 2-2	1-1 1-2	1-1 1-2	1-1 1-2	2-2 3-4										
3	Jonathan Bornstein	90D 81D	45M	90G 90G	90D 90D	84D 90D	90D 90D	85D 90D	87D 90D	87D 90D	87D 90D	87D 90D	87D 90D	87D 90D	87D 90D	87D 90D	87D 90D	87D 90D	87D 90D	87D 90D	87D 90D	87D 90D	87D 90D	87D 90D
4	Johan Kappelhof	90D 90D																						
5	Francisco Calvo	90D 90D	75D 90D	90D 90D	90D 90D	90D 90D	90D 90D	90D 90D	90D 90D	90D 90D	90D 90D	90D 90D	90D 90D	90D 90D	90D 90D	90D 90D	90D 90D	90D 90D	90D 90D	90D 90D	90D 90D	90D 90D	90D 90D	90D 90D
6	Miguel Angel Navarro	9	45	90M 30	90M 90D	62D 90D	45D 90D	16	11	72D														
7	Ignacio Aliseda																							
8	Luka Stojanovic																							
9	CJ Sapong																							
10	Alvaro Medran	90M 90M	74M 90M	90M 89M	73M 84M	90M 89M	90M 85M	74M 90M	90M 90M	90M 90M	90M 90M	90M 90M	90M 90M	90M 90M	90M 90M	90M 90M	90M 90M	90M 90M	90M 90M	90M 90M	90M 90M	90M 90M	90M 90M	90M 90M
11	Przemyslaw Frankowski	90M 90M	90M 90M	90M 90M	88M 84M	62M 89M	28																	
13	Brandt Bronico	90D 63D																						
14	Djordje Mihailovic	70M 90M	22 18	61M 17	6	29 21	22M 81M	64M 79M	72M 79M	30	90M	90M	76M	70M	90M									
16	Michael Azira	9																						
18	Kenneth Kronholm	90G 90G	90G 90G	90G 90G																				
20	Wyatt Omsberg	15																						
21	Fabian Herbers	81M 90M	68M 46	90M	58M 71M	61M 59M	62M	5	86M 89M	72M 58M	75M 60M	80M 18	14	70M	58M									
22	Mauricio Pineda	90M 90M	90D 72D	76D 82D	90D 90D	89D 90D	85D 90D	90D 90D	85D 90D	90D 90D	90D 90D	90D 90D	90D 90D	90D 90D	90D 90D	90D 90D	90D 90D	90D 90D	90D 90D	90D 90D	90D 90D	90D 90D	90D 90D	90D 90D
23	Carlos Teran																							
24	Connor Sparrow																							
25	Nicholas Slonina																							
27	Robert Beric	90F 90F	89F 90F	90F 90F	88F 66F	90F 31	79F 90F	74F 67F	87F 90F	90F 90F	90F 90F	90F 90F	90F 90F	90F 90F	90F 90F	90F 90F	90F 90F	90F 90F	90F 90F	90F 90F	90F 90F	90F 90F	90F 90F	90F 90F
28	Elliot Collier	20	1 19	14 29	32 24	28 69F	68 65M	26 11	18 11	15 10														
30	Gaston Gimenez																							
32	Gabriel Slonina	27	90M	90M 90M	90M 90M	90M 90M	90M 90M	90M 90M	90M 90M	90M 90M	90M 90M	90M 90M	90M 90M	90M 90M	90M 90M	90M 90M	90M 90M	90M 90M	90M 90M	90M 90M	90M 90M	90M 90M	90M 90M	90M 90M
33	Jeremiah Gutjahr																							
36	Andre Reynolds																							
37	Javier Casas																							
38	Alex Monis																							
40	Brian Gutierrez																							

"00" = 100 minutes played
 F/M/D/G = starting position



NON-PLAYOFF TEAMS

CHICAGO FIRE – GAME-BY-GAME LOG

Game #1	03/01/2020	CHI 1 at SEA 2	L	Beric 1 (Mihailovic 1, Medran 1) 46
Game #2	03/07/2020	CHI 1 at NE 1	T	Bornstein 1 (Mihailovic 2) 70
Game #3	07/14/2020	CHI 2 vs SEA 1	W	Beric 2 (Pineda 1) 52; Pineda 1 (Gimenez 1) 84
Game #4	07/19/2020	CHI 0 vs SJ 2	L	
Game #5	07/23/2020	CHI 0 vs VAN 2	L	
Game #6	08/20/2020	CHI 0 at CLB 3	L	
Game #7	08/25/2020	CHI 3 vs CIN 0	W	Herbers 1 (Gimenez 2) 2; Medran 1 (Aliseda 1) 10; Aliseda 1 (Sekulic 1, Collier 1) 67
Game #8	08/29/2020	CHI 1 at NYC 3	L	Pineda 2 (Calvo 1, Medran 2) 47+
Game #9	09/02/2020	CHI 0 at CIN 0	T	
Game #10	09/06/2020	CHI 1 vs NE 2	L	Herbers 2 (Navarro 1) 22
Game #11	09/12/2020	CHI 2 vs CLB 2	T	Mihailovic 1 (Beric 1, Medran 3) 11; Beric 3 (Herbers 1) 14
Game #12	09/19/2020	CHI 1 at ORL 4	L	Beric 4 (Bornstein 1) 48
Game #13	09/23/2020	CHI 4 vs HOU 0	W	Beric 5 (Bornstein 1) 15; Herbers 3 (Aliseda 2) 23; Medran 2 (unassisted) 40; Sapong 1 (penalty kick) 89
Game #14	09/27/2020	CHI 2 vs ATL 0	W	Herbers 4 (Gimenez 3) 7; Beric 6 (Mihailovic 3) 39
Game #15	10/03/2020	CHI 2 at MTL 2	T	Beric 7 (Mihailovic 4) 15; Calvo 1 (Medran 4) 73
Game #16	10/07/2020	CHI 0 at KC 1	L	
Game #17	10/11/2020	CHI 2 vs DC 1	W	Sapong 2 (Medran 5) 3; Sekulic 1 (Medran 6) 46+
Game #18	10/17/2020	CHI 2 vs KC 2	T	Beric 8 (Omsberg 1) 46+; Mihailovic 2 (unassisted) 95+
Game #19	10/24/2020	CHI 2 vs NYR 2	T	Beric 9 (Sekulic 2) 51; Frankowski 1 (unassisted) 72
Game #20	10/28/2020	CHI 1 at PHI 2	L	Beric 10 (Mihailovic 5) 42
Game #21	10/31/2020	CHI 1 at NSH 1	T	Sekulic 2 (Pineda 2) 42
Game #22	11/04/2020	CHI 2 at MIN 2	T	Beric 11 (Frankowski 1, Calvo 2) 17; Pineda 3 (unassisted) 52
Game #23	11/08/2020	CHI 3 vs NYC 4	L	Beric 12 (Mihailovic 6) 33; Frankowski 2 (unassisted) 42; Frankowski 3 (Mihailovic 7) 43



FC CINCINNATI PLAYOFF HISTORY

NON-PLAYOFF TEAMS

HAVE NOT QUALIFIED



NON-PLAYOFF TEAMS

2020 FC CINCINNATI STATISTICS (4-15-4, 16 pts.)

UNF	POS	PLAYER	GP	GS	MIN	G	A	SHT	SOG	FC	FS	OFF	CK	C	E
7	F	Yuya Kubo	19	15	1284	3	0	19	7	28	40	2	5	1	0
19	F	Brandon Vazquez	19	8	775	2	2	23	9	17	11	6	0	0	0
6	M	Haris Medunjanin	21	19	1729	1	1	9	2	14	2	0	65	2	0
24	M	Frankie Amaya	21	21	1737	1	0	21	6	39	36	0	3	7	0
8	M	Allan Cruz	14	8	751	1	0	8	2	13	15	1	6	2	0
36	M	Joseph-Claude Gyau	21	20	1796	1	0	21	8	25	43	3	0	3	0
14	D	Nick Hagglund	11	8	744	1	0	10	3	12	5	0	0	2	0
10	F	Juergen Locadia	17	15	1364	1	0	51	14	19	29	12	0	0	0
9	M	Adrien Regattin	10	7	630	0	2	10	3	6	11	2	4	0	0
4	D	Greg Garza	9	7	512	0	1	1	0	5	5	0	0	1	0
12	D	Saad Abdul-Salaam	8	5	424	0	0	2	0	4	5	1	0	0	0
27	M	*Fatai Alashe	3	0	25	0	0	0	0	2	1	0	0	1	0
16	D	Zico Bailey	5	3	295	0	0	1	0	3	3	0	0	1	0
31	M	Alvaro Barreal	5	4	326	0	0	6	0	6	7	2	1	0	0
81	F	Rashawn Dally	4	0	68	0	0	1	0	2	1	0	0	0	0
11	M	Siem De Jong	15	8	793	0	0	18	5	7	8	1	1	0	0
17	D	Mathieu Deplagne	15	13	1175	0	0	1	0	19	11	0	0	6	0
1	G	Bobby Edwards	2	2	180	0	0	0	0	0	0	0	0	0	0
96	D	Andrew Gutman	21	15	1441	0	0	4	0	10	16	1	2	3	0
21	F	Franko Kovacevic	1	1	90	0	0	3	1	0	6	0	0	0	0
31	F	*Kekuta Manneh	2	1	64	0	0	2	2	0	0	1	0	0	0
26	M	Tommy McCabe	1	0	12	0	0	0	0	0	0	0	0	0	0
20	M	Jimmy McLaughlin	1	0	1	0	0	0	0	0	0	0	0	0	0
15	M	Kamohelo Mokotjo	9	6	551	0	0	0	0	2	5	0	0	0	0
3	D	Tom Pettersson	15	13	1142	0	0	7	1	22	18	1	0	1	0
18	G	Spencer Richey	10	9	819	0	0	0	0	0	1	0	0	0	0
33	M	Caleb Stanko	13	5	470	0	0	0	0	16	6	0	0	3	0
22	G	Przemyslaw Tyton	12	12	1071	0	0	0	0	0	1	0	0	0	0
23	D	Maikel van der Werff	13	11	973	0	0	7	1	15	9	2	0	2	0
2	D	Kendall Waston	17	17	1528	0	0	10	3	22	9	1	0	5	0
39	G	Ben Lundt	0	0	0	0	0	0	0	0	0	0	0	0	0
11	F	Darren Mattocks	0	0	0	0	0	0	0	0	0	0	0	0	0
47	D	Hassan Ndam	0	0	0	0	0	0	0	0	0	0	0	0	0
25	M	Rey Ortiz	0	0	0	0	0	0	0	0	0	0	0	0	0
30	G	Beckham Sunderland	0	0	0	0	0	0	0	0	0	0	0	0	0
		Own-goals received				1									
		Team totals	23	23	2070	12	6	235	67	308	323	36	87	40	0
		Opponent totals	23	23	2070	36	31	290	89	323	308	34	117	47	3

GAME-WINNING GOALS: Haris Medunjanin 1, Yuya Kubo 1, Nick Hagglund 1, Frankie Amaya 1

GAME-WINNING ASSISTS: Adrien Regattin 1, Haris Medunjanin 1

PENALTY KICK GOALS/ATTEMPTS: Yuya Kubo 1-1, Siem De Jong 0-1

FC CINCINNATI INDIVIDUAL GOALKEEPING

UNF	POS	GOALKEEPER	GP	GS	MIN	SHTS	SV	GA	GAA	PG	PA	W	L	T	SO
1	G	Bobby Edwards	2	2	180	6	3	3	1.50	1	1	1	1	0	0
22	G	Przemyslaw Tyton	12	12	1071	48	30	18	1.51	1	1	2	7	3	5
18	G	Spencer Richey	10	9	819	35	20	15	1.65	1	1	1	7	1	2
		Team totals	23	23	2070	89	53	36	1.57	3	3	4	15	4	7
		Opponent totals	23	23	2070	67	56	12	0.52	1	2	15	4	4	14

* = Played with other teams in 2020. Only FC Cincinnati statistics listed here.



NON-PLAYOFF TEAMS

FC CINCINNATI 2020 SCHEDULE

DAY	DATE	OPPONENT	RESULT	ATT.	W-L-T	POS.	PTS	NOTES:
Sun.	Mar. 1	at New York Red B	L 2-3	15,703	0-1-0	T7	0	CIN: Cruz (46) Locadia (83); NYR: Duncan (16) Kaku (27) Royer (70)
Sat.	Mar. 7	at Atlanta	L 1-2	69,301	0-2-0	T10	0	CIN: Kubo (64); ATL: Barco (21) Hyndman (55)
Sat.	July 11	Columbus	L 0-4		0-3-0	T11	0	CLB: Zelarayan (27) Zardes (30,49) Mokhtar (60)
Thu.	July 16	at Atlanta	W 1-0		1-3-0	T11	3	CIN: Amaya (76)
Wed.	July 22	New York Red Bull	W 2-0		2-3-0	T7	6	CIN: Kubo (43) own goal (56)
Fri.	Aug. 21	D.C. United	T 0-0		2-3-1	T6	7	
Tue.	Aug. 25	at Chicago	L 0-3		2-4-1	T9	7	CHI: Herbers (2) Medran (10) Aliseda (67)
Sat.	Aug. 29	Columbus	T 0-0		2-4-2	T10	8	
Wed.	Sept. 2	Chicago	T 0-0		2-4-3	T10	9	
Sun.	Sept. 6	at Columbus	L 0-3		2-5-3	T11	9	CLB: Santos (52) Zardes (64,71)
Sat.	Sept. 12	at New York City	L 1-2		2-6-3	T12	9	CIN: Vazquez (74); NYC: Ring (39) Tinnerholm (55)
Sat.	Sept. 19	at New York Red B	W 1-0		3-6-3	T9	12	CIN: Medunjanin (85)
Wed.	Sept. 23	Philadelphia	T 0-0		3-6-4	T11	13	
Sat.	Sept. 26	at New York City	L 0-4		3-7-4	T11	13	NYC: Mitrita (0:31,43) Tinnerholm (25) Medina (88)
Sat.	Oct. 3	at Minnesota	L 0-2		3-8-4	T12	13	MIN: Kamara (16) Molino (69)
Wed.	Oct. 7	at Philadelphia	L 0-3		3-9-4	T13	13	PHI: Ilsinho (59) Bedoya (73) Elliott (80)
Sun.	Oct. 11	Toronto FC	L 0-1		3-10-4	T13	13	TOR: Mullins (29)
Wed.	Oct. 14	Columbus	W 2-1		4-10-4	T13	16	CIN: Kubo (17) Hagglund (49); CLB: Santos (45)
Sun.	Oct. 18	D.C. United	L 1-2		4-11-4	T13	16	CIN: Vazquez (66); DC: Pines (36) Odoi-Atsem (78)
Sat.	Oct. 24	Minnesota	L 0-1		4-12-4	T14	16	MIN: Schoenfeld (92+)
Wed.	Oct. 28	Sporting KC	L 0-1		4-13-4	T14	16	KC: Espinoza (57)
Sun.	Nov. 1	at Atlanta	L 0-2		4-14-4	T14	16	ATL: Jahn (8) Moreno (26)
Sun.	Nov. 8	at Inter Miami CF	L 1-2		4-15-4	T14	16	CIN: Gyau (66); MCF: Ambrose (19) Gonzalez (23)



NON-PLAYOFF TEAMS

FC CINCINNATI – GAME-BY-GAME

#	Player	1	2	3	4	5	6	7	8	9	10	11	12	13	14	15	16	17	18	19	20	21	22	23	
		NYR	ATL	CLB	ATL	NYR	DC	CHI	CLB	CHI	CLB	NYC	NYR	PHI	NYC	MIN	PHI	TOR	CLB	DC	MIN	KC	ATL	MCF	
		2-3	1-2	0-4	1-0	2-0	0-0	0-3	0-0	0-0	0-0	0-3	1-2	1-0	0-0	0-4	0-2	0-3	0-1	2-1	1-2	0-1	0-1	0-2	1-2
1	Bobby Edwards	90D	90D	90D	88D	90D	90D	90D	90D	90D	90D	90D	90D	90D	90D	90D	90D	90D	90G	90G					
2	Kendall Weston	90D	20	90D	90D	73D	15	90D	90D	90D	45D										90D	90D	90D	89D	90D
3	Tom Petterson	82D	80D	45D	16	76D	59M																		
4	Greg Garza	90M	90M	63M	90M	90M	18	86M	32	90M	90M	90M	90M	90M	90M	90M	90M	90M	90M	90M	90M	90M	90M	90M	90M
6	Haris Medunjanin	79M	90M	90M	90F	66F	90F	90M	89M	27	58M	65F	78M	22	19	79F	90F	90M	59M			13			
7	Yuya Kubo	90M	90M	27	45	27F	27	25	12	89M	71M	70M	62M	26	90M										
8	Allan Cruz	90M	29	63F	85F	66F	23	31	90F	63F	90F														
9	Adrien Regattin	26	90F																						
10	Juergen Locadia																								
11	Darren Mattocks																								
11	Siem De Jong	68M			24	45M	63	72M	63M	74M	65M														
12	Saad Abdul-Salaam	90D	5	1																					
14	Nick Hagglund				2						25	89D	80D												
15	Kamohelo Mokotjo																								
16	Zico Bailey																								
17	Mathieu Deplagne	90D	90D		90D	90D	90D	90D	90D	90D	90D	90D	90D	90D	90D	90D	90D	90D	90D	90D	90D	90D	90D	90D	90D
18	Spencer Richey	90G	90G																						
19	Brandon Vazquez	64F	10	37	5	24	16	16	17	89F	68F	90F	20	15	45F	67F	90F								
20	Jimmy McLaughlin																								
21	Franco Kovacevic																								
22	Przemyslaw Tyton																								
23	Maikel van der Werff	90D	90D		70D																				
24	Frankie Amaya	90M	80M	90M	89M	90M	90M	90M	90M	90M	90M	90M	90M	90M	90M	90M	90M	90M	90M	90M	90M	90M	90M	90M	90M
25	Rey Ortiz																								
26	Tommy McCabe																								
27	Fatai Alashe				22	1	2																		
30	Beckham Sunderland																								
31	Alvaro Barreal																								
31	Kekuta Manneh																								
33	Caleb Stanko	11			53M	27																			
36	Joseph-Claude Gyau	61M			85D	89D	90F	90M	90M	90M	90M	90M	90M	90M	90M	90M	90M	90M	90M	90M	90M	90M	90M	90M	90M
39	Ben Lundt																								
47	Hassan Ngam																								
81	Rashawn Dally																								
96	Andrew Gutman	8	10	45	90D	90D	90D	74M	90D	14	31	90M	90M	90M	90M	90M	90M	90M	90M	90M	90M	90M	90M	90M	90D

"00" = 100 minutes played
F/M/D/G = starting position



NON-PLAYOFF TEAMS

FC CINCINNATI – GAME-BY-GAME LOG

Game #1	03/01/2020	CIN 2 at NYR	3	L		
Game #2	03/07/2020	CIN 1 at ATL	2	L		
Game #3	07/11/2020	CIN 0 vs CLB	4	L		
Game #4	07/16/2020	CIN 1 at ATL	0	W		
Game #5	07/22/2020	CIN 2 vs NYR	0	W		
Game #6	08/21/2020	CIN 0 vs DC	0	T		
Game #7	08/25/2020	CIN 0 at CHI	3	L		
Game #8	08/29/2020	CIN 0 vs CLB	0	T		
Game #9	09/02/2020	CIN 0 vs CHI	0	T		
Game #10	09/06/2020	CIN 0 at CLB	3	L		
Game #11	09/12/2020	CIN 1 at NYC	2	L		
Game #12	09/19/2020	CIN 1 at NYR	0	W		
Game #13	09/23/2020	CIN 0 vs PHI	0	T		
Game #14	09/26/2020	CIN 0 at NYC	4	L		
Game #15	10/03/2020	CIN 0 at MIN	2	L		
Game #16	10/07/2020	CIN 0 at PHI	3	L		
Game #17	10/11/2020	CIN 0 vs TOR	1	L		
Game #18	10/14/2020	CIN 2 vs CLB	1	W		
Game #19	10/18/2020	CIN 1 vs DC	2	L		
Game #20	10/24/2020	CIN 0 vs MIN	1	L		
Game #21	10/28/2020	CIN 0 vs KC	1	L		
Game #22	11/01/2020	CIN 0 at ATL	2	L		
Game #23	11/08/2020	CIN 1 at MCF	2	L		
		Cruz 1 (Vazquez 1, Garza 1)	46;	Locadia 1 (unassisted)	83	
		Kubo 1 (Regattin 1)	64			
		Amaya 1 (Regattin 2)	76			
		Kubo 2 (unassisted)	43;	own goal (Valot)	56	
		Vazquez 1 (unassisted)	74			
		Medunjanin 1 (unassisted)	85			
		Kubo 3 (penalty kick)	17;	Hagglund 1 (Medunjanin 1)	49	
		Vazquez 2 (unassisted)	66			
		Gyau 1 (Vazquez 2)	66			



NON-PLAYOFF TEAMS

FC CINCINNATI –CUP COMPETITIONS – GAME-BY-GAME

#	Player	MLS	IS	BACK	KNOCKOUT
1	Bobby Edwards	R16			
2	Kendall Waston	90D			
3	Tom Petterson	90D			
4	Greg Garza				
6	Haris Medunjanin	90M			
7	Yuya Kubo	58F			
8	Allan Cruz	31			
9	Adrien Regattin	59F			
10	Juergen Locadia	18			
11	Siem De Jong	32			
12	Saad Abdul-Salaam				
14	Nick Hagglund				
16	Zico Bailey				
17	Mathieu Deplagne	90D			
18	Spencer Richey				
19	Brandon Vazquez				
20	Jimmy McLaughlin				
22	Przemyslaw Tyton	90G			
23	Maikel van der Werff				
24	Frankie Amaya	59M			
25	Rey Ortiz				
26	Tommy McCabe				
27	Fatai Alashe	31			
31	Kekuta Manneh	1			
33	Caleb Stanko	72M			
36	Joseph-Claude Gyau	89D			
39	Ben Lundt				
47	Hassan Ngam				
81	Rashawn Dally				
96	Andrew Gutman	90D			

MLS IS BACK KNOCKOUT STAGE
 R16 07/28/2020 CIN 1 vs POR 1 T (2-4 pens) Locadia 1 (penalty kick) 81



NON-PLAYOFF TEAMS

D.C. UNITED PLAYOFF HISTORY

vs. Team	No. of Series	W-L	GP	W-L-T	OT	ShO	GF	GA	Mtg.	Round	Series Result
Chicago	4	0-4	7	0-5-2	0-0-0	0-0	2	13	2007	Quarterfinals	Lost 1 games to 0
Colorado	1	1-0	1	1-0-0	0-0-0	0-0	2	1	1997	MLS Cup '97	Won MLS Cup '97
Columbus	4	3-1	9	6-2-1	0-0-1	0-0	20	14	2018	Wild Card	Lost Series Tie-Breaker
Houston	1	0-1	2	0-1-1	0-0-0	0-0	2	4	2012	Semifinals	Lost 1 games to 0
Kansas City	1	1-0	1	1-0-0	0-0-0	0-0	3	2	2004	MLS Cup '04	Won MLS Cup '04
Los Angeles	2	2-0	2	2-0-0	1-0-0	0-0	5	2	1999	MLS Cup '99	Won MLS Cup '99
Miami	2	2-0	4	4-0-0	0-0-0	2-0	4	1	1999	East Semifinals	Won 2 games to 0
Montreal	1	0-1	1	0-1-0	0-0-0	0-0	2	4	2016	Wild Card	Lost 1 games to 0
New England	4	3-1	5	4-1-0	1-0-0	2-0	10	7	2015	Wild Card	Won 1 games to 0
New York	6	4-2	13	7-4-2	0-0-0	0-1	15	10	2015	Quarterfinals	Lost 2 games to 0
Tampa Bay	1	1-0	2	2-0-0	0-0-0	0-0	6	2	1996	East Finals	Won 2 games to 0
Toronto FC	1	0-1	1	0-1-0	0-1-0	0-0	1	5	2019	Wild Card	Lost 1 games to 0
TOTALS	28	17-11	48	26-15-7	1-1-2	3-1	72	65			

D.C. UNITED – ALL-TIME POSTSEASON RESULTS

DATE	OPPONENT	RESULT	ATT.	W-L-T	RD.	GOALS:
09/24/1996	at MetroStars	L 2-3	14,416	0-1-0	QTR	DC: Diaz Arce (24) Moreno (56); MET: De Avila (38) Savarese (75)
09/27/1996	MetroStars	W 1-0	21,442	1-1-0	QTR	DC: Etcheverry (72)
10/02/1996	MetroStars	W 2-1	20,423	2-1-0	QTR	DC: Rammel (67) Diaz Arce (89); MET: De Avila (86)
10/10/1996	Tampa Bay	W 4-1	23,566	3-1-0	SEM	DC: Diaz Arce (36,58,60) Rammel (54); TB: Lassiter (42)
10/12/1996	at Tampa Bay	W 2-1	9,339	4-1-0	SEM	DC: Williams (49) Diaz Arce (82); TB: Ralston (14)
10/20/1996	at Los Angeles	W 3-2 (OT)	34,643	5-1-0	FIN	DC: Sanneh (73) Medved (81) Pope (94); LA: Hurtado (5) Armas (56)
10/05/1997	New England	W 4-1	12,540	1-0-0	QTR	DC: Wegerle (13,56) Moreno (65,76); NE: Burns (89)
10/08/1997	at New England	W 2-1	16,233	2-0-0	QTR	DC: Williams (53); NE: Moore (72)
10/12/1997	Columbus	W 3-2	11,820	3-0-0	SEM	DC: Sanneh (9,45) Diaz Arce (29); CLB: Farrell (57) Dooley (73)
10/15/1997	at Columbus	W 1-0	9,506	4-0-0	SEM	DC: Diaz Arce (47)
10/26/1997	Colorado	W 2-1	57,431	5-0-0	FIN	DC: Moreno (37) Sanneh (68); COL: Paz (75)
09/30/1998	Miami	W 2-1	15,187	1-0-0	QTR	DC: Lassiter (28) Moreno (38); MIA: McLaren (69)
10/04/1998	at Miami	W 1-0	13,128	2-0-0	QTR	
10/11/1998	Columbus	W 2-0	17,755	3-0-0	SEM	DC: Sanneh (68) Etcheverry (78)
10/18/1998	at Columbus	L 2-4	13,193	3-1-0	SEM	DC: Sanneh (65) Lassiter (77); CLB: McBride (8,47) Dooley (37) John (81)
10/21/1998	Columbus	W 3-0	21,453	4-1-0	SEM	DC: Agoos (12) Lassiter (44,79)
10/25/1998	at Chicago	L 0-2	51,350	4-2-0	FIN	CHI: Podbrozny (29) Gutierrez (45)
10/16/1999	Miami	W 2-0	18,011	1-0-0	QTR	DC: Moreno (34,88)
10/24/1999	at Miami	W 1-0	8,446	2-0-0	QTR	
10/31/1999	Columbus	W 2-1	14,529	3-0-0	SEM	DC: Moreno (15) Olsen (72); CLB: Cunningham (82)
11/07/1999	at Columbus	L 1-5	12,778	3-1-0	SEM	DC: Lassiter (7); CLB: Elcock (20) Cunningham (41) John (48,61,84)
11/13/1999	Columbus	W 4-0	21,451	4-1-0	SEM	DC: Moreno (17) Lassiter (34,52) Etcheverry (86)
11/21/1999	at Los Angeles	W 2-0	44,910	5-1-0	FIN	DC: Moreno (19) Olsen (45)
11/01/2003	Chicago	L 0-2	15,202	0-1-0	QTR	CHI: Williams (4) Razov (90)
11/09/2003	at Chicago	L 0-2	15,312	0-2-0	QTR	CHI: Ralph (17) Razov (55)
10/23/2004	at MetroStars	W 2-0	11,161	1-0-0	QTR	DC: Stewart (67) Eskandarian (88)
10/30/2004	MetroStars	W 2-0	15,763	2-0-0	QTR	DC: Moreno (85) Namoff (89)
11/06/2004	New England	W 3-3 (OT)	21,201	3-0-0	SEM	DC: Eskandarian (11) Moreno (21) Gomez (67); NE: Twellman (17) Ralston (44) Noonan (85)
11/14/2004	at Kansas City	W 3-2	25,797	4-0-0	FIN	DC: Eskandarian (19,23) own goal (26); KC: Burciaga (6) Wolff (58)
10/21/2005	at Chicago	T 0-0	11,493	0-0-1	QTR	
10/30/2005	Chicago	L 0-4	20,089	0-1-1	QTR	CHI: Stewart (10) Guerrero (37,45) Marsch (67)
10/21/2006	at New York	W 1-0	8,630	1-0-0	QTR	DC: Gomez (77)
10/29/2006	New York	T 1-1	21,455	1-0-1	QTR	DC: Gomez (86); NY: Altidore (70)
11/05/2006	New England	L 0-1	19,552	1-1-1	SEM	NE: Twellman (4)
10/25/2007	at Chicago	L 0-1	17,834	0-1-0	QTR	CHI: Rolfe (14)
11/01/2007	Chicago	T 2-2	19,438	0-1-1	QTR	DC: Simms (69) Gomez (74); CHI: Barrett (31) Rolfe (33)
11/03/2012	New York	T 1-1	17,556	0-0-1	QTR	DC: own goal (61); NY: own goal (65)
11/08/2012	at New York	W 1-0	14,035	1-0-1	QTR	DC: DeLeon (88)
11/11/2012	at Houston	L 1-3	22,101	1-1-1	SEM	DC: DeLeon (27); HOU: Hainault (51) Bruin (68) Sarkodie (81)
11/18/2012	Houston	T 1-1	20,015	1-1-2	SEM	DC: Boskovic (83); HOU: Garcia (34)
11/02/2014	at New York	L 0-2	18,054	0-1-0	QTR	NY: Wright-Phillips (40) Luyindula (73)
11/08/2014	New York	W 2-1	20,187	1-1-0	QTR	DC: DeLeon (37) Franklin (91+); NY: Luyindula (57)
10/28/2015	New England	W 2-1	11,554	1-0-0	WC	DC: Pontius (45) Rolfe (83); NE: Agudelo (15)
11/01/2015	New York Red Bull	L 0-1	19,525	1-1-0	QTR	NYR: McCarty (72)
11/08/2015	at New York Red Bull	L 0-1	25,219	1-2-0	QTR	NYR: B. Wright-Phillips (92+)



NON-PLAYOFF TEAMS

DATE	OPPONENT	RESULT	ATT.	W-L-T	RD.	GOALS:
10/27/2016	Montreal	L 2-4	12,773	0-1-0	WC	DC: Neagle (90) Kemp (94+); MTL: Ciman (4) Mancosu (43,58) Piatti (83)
11/01/2018	Columbus	T 2-2 (OT)	20,600	0-0-1	WC	DC: Brilliant (21) DeLeon (116); CLB: Higuain (30,96)
10/19/2019	at Toronto FC	L 1-5 (OT)	25,331	0-1-0	WC	DC: Rodriguez (93+); TOR: Delgado (32) Laryea (93) Osorio (95,103) DeLeon (106+)



NON-PLAYOFF TEAMS

2020 D.C. UNITED STATISTICS (5-12-6, 21 pts.)

UNF	POS	PLAYER	GP	GS	MIN	G	A	SHT	SOG	FC	FS	OFF	CK	C	E
9	F	Ola Kamara	22	17	1327	4	0	28	9	9	24	19	0	0	0
11	M	Yamil Asad	23	18	1582	3	2	19	7	17	49	4	11	5	0
23	D	Donovan Pines	16	15	1353	3	0	15	8	13	11	2	0	0	0
31	M	Julian Gressel	22	19	1682	2	3	28	5	13	10	5	53	1	0
13	D	Frederic Brillant	19	18	1682	2	0	6	3	15	6	0	0	5	1
4	M	Russell Canouse	15	15	1233	2	0	5	3	26	14	0	0	6	1
2	F	*Federico Higuain	10	0	155	2	0	4	4	2	2	1	9	1	0
20	F	Gelmin Rivas	13	7	502	2	0	17	5	15	4	2	0	0	0
22	F	Griffin Yow	12	4	391	2	0	5	5	8	11	1	0	0	0
29	M	Yordy Reyna (TOT)	13	7	632	1	2	12	3	8	17	2	4	1	0
29	M	Yordy Reyna (DC)	5	3	237	0	1	3	1	3	6	0	3	0	0
3	D	Chris Odoi-Atsem	15	8	769	1	0	3	2	6	8	0	0	2	0
50	F	Erik Sorga	17	6	668	1	0	16	4	9	13	1	0	1	0
10	M	Edison Flores	13	11	872	0	3	15	4	11	8	5	12	1	0
18	M	Felipe Martins	7	7	630	0	2	11	3	10	23	0	0	4	0
15	D	Steve Birnbaum	10	10	900	0	1	7	0	16	5	0	0	1	0
28	D	Joseph Mora	21	19	1585	0	1	4	0	16	5	2	0	3	0
5	M	Junior Moreno	20	20	1721	0	1	10	3	21	9	0	1	5	1
27	M	Moses Nyeman	11	5	490	0	1	2	0	9	12	0	1	2	0
30	M	Kevin Paredes	17	9	944	0	1	5	3	17	21	1	0	1	0
25	M	Mohammed Abu	6	4	332	0	0	1	0	7	4	0	0	2	0
7	M	Paul Arriola	1	0	21	0	0	3	0	1	1	0	0	0	0
91	D	Oniel Fisher	15	6	673	0	0	1	0	15	6	1	0	1	0
24	G	Bill Hamid	17	17	1530	0	0	0	0	0	2	0	0	0	0
8	M	Ulises Segura	10	7	683	0	0	9	5	6	14	3	0	1	0
1	G	Chris Seitz	6	6	540	0	0	0	0	0	1	0	0	0	0
44	D	Axel Sjoberg (TOT)	2	2	171	0	0	2	1	1	2	0	0	0	0
44	D	Axel Sjoberg (DC)	2	2	171	0	0	2	1	1	2	0	0	0	0
36	G	Earl Edwards Jr.	0	0	0	0	0	0	0	0	0	0	0	0	0
		Own-goals received				1									
		Team totals	23	23	2070	25	16	219	75	266	312	47	90	43	3
		Opponent totals	23	23	2070	41	40	346	120	312	266	27	143	43	3

GAME-WINNING GOALS: Erik Sorga 1, Gelmin Rivas 1, Chris Odoi-Atsem 1, Julian Gressel 1
Frederic Brillant 1

GAME-WINNING ASSISTS: Kevin Paredes 1, Joseph Mora 1, Yamil Asad 1

PENALTY KICK GOALS/ATTEMPTS: Ola Kamara 2-2, Yamil Asad 2-2

D.C. UNITED INDIVIDUAL GOALKEEPING

UNF	POS	GOALKEEPER	GP	GS	MIN	SHTS	SV	GA	GAA	PG	PA	W	L	T	SO
1	G	Chris Seitz	6	6	540	32	22	9	1.50	0	0	2	2	2	2
24	G	Bill Hamid	17	17	1530	88	55	32	1.88	2	3	3	10	4	2
		Team totals	23	23	2070	120	77	41	1.78	2	3	5	12	6	4
		Opponent totals	23	23	2070	75	51	25	1.09	4	4	12	5	6	7

* = Played with other teams in 2020. Only D.C. United statistics listed here.



NON-PLAYOFF TEAMS

D.C. UNITED 2020 SCHEDULE

DAY	DATE	OPPONENT	RESULT	ATT.	W-L-T	POS.	PTS	NOTES:
Sat.	Feb. 29	Colorado	L 1-2	16,932	0-1-0	T5	0	DC: Canouse (60); COL: Kamara (67) Lewis (92+)
Sat.	Mar. 7	Inter Miami CF	W 2-1	17,183	1-1-0	6	3	DC: Asad (59) Brilliant (61); MCF: Pizarro (2)
Sun.	July 12	at Toronto FC				9		postponed
Mon.	July 13	at Toronto FC	T 2-2		1-1-1	T5	4	DC: Higuain (84) Brilliant (91+); TOR: Akinola (12,44)
Fri.	July 17	New England	T 1-1		1-1-2	T7	5	DC: Higuain (72); NE: Buksa (51)
Tue.	July 21	at Montreal	L 0-1		1-2-2	9	5	MTL: Taider (31)
Fri.	Aug. 21	at FC Cincinnati	T 0-0		1-2-3	T9	6	
Tue.	Aug. 25	New England	L 1-2		1-3-3	T11	6	DC: Kamara (72); NE: Bou (26) Bunbury (37)
Sat.	Aug. 29	at Philadelphia	L 1-4		1-4-3	12	6	DC: Gressel (63); PHI: Przybylko (7,16) Santos (21) Aaronson (61)
Wed.	Sept. 2	at New York Red B	W 1-0		2-4-3	T10	9	DC: Sorga (98+)
Sun.	Sept. 6	New York City FC	T 0-0		2-4-4	10	10	
Sat.	Sept. 12	New York Red Bull	L 0-2		2-5-4	11	10	NYR: Long (29) Royer (60)
Sat.	Sept. 19	Toronto FC	T 2-2		2-5-5	T11	11	DC: Kamara (5) Yow (88); TOR: Pozuelo (17) Akinola (60)
Wed.	Sept. 23	at Nashville SC	L 0-1		2-6-5	T13	11	NSH: Rios (70)
Sun.	Sept. 27	New England	L 0-2		2-7-5	T13	11	NE: Bou (86) Buksa (90)
Sat.	Oct. 3	Atlanta	L 0-4		2-8-5	T13	11	ATL: Gallagher (4,65) Lennon (41) Jahn (69)
Wed.	Oct. 7	at New York City	L 1-4		2-9-5	14	11	DC: Kamara (12); NYC: Castellanos (4) Tajouri-Shradi (55,63) Parks (88)
Sun.	Oct. 11	at Chicago	L 1-2		2-10-5	14	11	DC: own goal (56); CHI: Sapong (3) Sekulic (46+)
Wed.	Oct. 14	Philadelphia	T 2-2		2-10-6	14	12	DC: Pines (71) Asad (75); PHI: Fontana (49) McKenzie (87)
Sun.	Oct. 18	at FC Cincinnati	W 2-1		3-10-6	14	15	DC: Pines (36) Odoi-Atsem (78); CIN: Vazquez (66)
Sat.	Oct. 24	at Atlanta	W 2-1		4-10-6	13	18	DC: Canouse (77) Rivas (92+); ATL: Gallagher (89)
Wed.	Oct. 28	Columbus	W 1-0		5-10-6	T10	21	DC: Gressel (32)
Sun.	Nov. 1	at New England	L 3-4		5-11-6	T12	21	DC: Asad (22) Yow (26) Rivas (75); NE: Buksa (30) own goal (54) Bunbury (67,84)
Sun.	Nov. 8	Montreal	L 2-3		5-12-6	13	21	DC: Pines (9) Kamara (33); MTL: Krkic (13) Wanyama (74) Quioto (88)



NON-PLAYOFF TEAMS

D.C. UNITED – GAME-BY-GAME

#	Player	1	2	3	4	5	6	7	8	9	10	11	12	13	14	15	16	17	18	19	20	21	22	23
1	Chris Seltz	COL	MTL	NE	MTL	CIN	NE	PHI	NYR	NYC	NYR	TOR	NSH	NE	ATL	NYC	CHI	PHI	CIN	ATL	CLB	NE	MTL	
2	Federico Higuain	1-2	2-1	2-2	1-1	0-1	0-0	1-2	1-4	1-0	0-0	0-2	2-2	0-1	0-2	0-4	1-4	1-2	2-2	2-1	2-1	1-0	3-4	2-3
3	Chris Odoi-Atsem								90G	90G	90G	90G								90G	90G			
4	Russell Canouse	10	21	20	15	1					12	23	12	19	22									
5	Junior Moreno	17	21	17	70D						21	61D	87D	19	90D	90D	9	80D	7	90D	90D	90D	90D	90D
6	Paul Arriola	90M	90M	44M	83M	90M	90M	90M	64M	90M	90M	90M	90M	90M	90M	90M	90M	90M	90M	90M	90M	90M	90M	90M
7	Ulises Segura	90M	80M	45	83F	90F	32	90F	89M	69M	15													21
8	Ola Kamara	90F	15F	45F	20	60F	90F	57F	89F	69F	75F	90F	71F	68F	67F	72F	31	65F	25	68F	17	58F	85	
9	Edison Flores	71M	90F	57M	69M	30	58F																	
10	Yamil Asad	19	73F	33	90M	70M	75M	32	45M	90M	61M	15	78M	83M	82M	90M	26	90M	90M	90M	90M	80M	90M	90M
11	Frederic Brillant	90D	90D	90D	90D	87D	70																	
12	Steve Birnbaum	90D	90D	90D	90D	90D	90D	90D	90D	90D	90D	90D	90D	90D	90D	90D	90D	90D	90D	90D	90D	90D	90D	90D
13	Emmanuel Boateng	90M	90M	90M	90M	90M	90M	90M	90M	90M	90M	90M	90M	90M	90M	90M	90M	90M	90M	90M	90M	90M	90M	90M
14	Felipe Martins	90M	90M	90M	90M	90M	90M	90M	90M	90M	90M	90M	90M	90M	90M	90M	90M	90M	90M	90M	90M	90M	90M	90M
15	Gelmin Rivas										21	61F	68F	45F	8	18	59F	25	65F	22	73F	32	5F	
16	Griffin Yow																							
17	Donovan Pines																							
18	Bill Hamid	90G	90G	90G	90G	90G	90G	90G	90G	90G	90G	90G	90G	90G	90G	90G	90G	90G	90G	90G	90G	90G	90G	90G
19	Mohammed Abu																							
20	Moses Nyeman																							
21	Joseph Mora	90D	44D	69D	90D	90D	15	58M	90D	90D	90D	67D	90D	90D	81D	90D	19	90D	90D	90D	90D	62D		
22	Yordy Reyna																							
23	Kevin Paredes	32	2	38	75M	90M	72M	78M	90M	22														
24	Julian Gressel	90M	90M	58M	88M	52M	87M	90M	79M	90M	75M	78M	78M	17	45	90D	83M	45	90M	87M	90M			
25	Earl Edwards Jr.																							
26	Axel Sjoberg																							
27	Erik Sorga	75	45F																					
28	Oniel Fisher	46	45	73D	7																			

Played for other teams:
Yordy Reyna played 395 minutes for VAN

"00" = 100 minutes played
F/M/D/G = starting position



NON-PLAYOFF TEAMS

D.C. UNITED – GAME-BY-GAME LOG

Game #1	02/29/2020	DC 1 vs COL 2	L	Canouse 1 (Gressel 1) 60
Game #2	03/07/2020	DC 2 vs MCF 1	W	Asad 1 (penalty kick) 59; Brillant 1 (unassisted) 61
Game #3	07/13/2020	DC 2 at TOR 2	T	Higuain 1 (Martins 1) 84; Brillant 2 (Birnbaum 1, Martins 2) 91+
Game #4	07/17/2020	DC 1 vs NE 1	T	Higuain 2 (unassisted) 72
Game #5	07/21/2020	DC 0 at MTL 1	L	
Game #6	08/21/2020	DC 0 at CIN 0	T	
Game #7	08/25/2020	DC 1 vs NE 2	L	Kamara 1 (penalty kick) 72
Game #8	08/29/2020	DC 1 at PHI 4	L	Gressel 1 (Moreno 1) 63
Game #9	09/02/2020	DC 1 at NYR 0	W	Sorga 1 (unassisted) 98+
Game #10	09/06/2020	DC 0 vs NYC 0	T	
Game #11	09/12/2020	DC 0 vs NYR 2	L	
Game #12	09/19/2020	DC 2 vs TOR 2	T	Kamara 2 (unassisted) 5; Yow 1 (unassisted) 88
Game #13	09/23/2020	DC 0 at NSH 1	L	
Game #14	09/27/2020	DC 0 vs NE 2	L	
Game #15	10/03/2020	DC 0 vs ATL 4	L	
Game #16	10/07/2020	DC 1 at NYC 4	L	Kamara 3 (penalty kick) 12
Game #17	10/11/2020	DC 1 at CHI 2	L	own goal (Bornstein) 56
Game #18	10/14/2020	DC 2 vs PHI 2	T	Pines 1 (Asad 1) 71; Asad 2 (penalty kick) 75
Game #19	10/18/2020	DC 2 at CIN 1	W	Pines 2 (unassisted) 36; Odoi-Atsem 1 (unassisted) 78
Game #20	10/24/2020	DC 2 at ATL 1	W	Canouse 2 (Gressel 2) 77; Rivas 1 (Paredes 1, Mora 1) 92+
Game #21	10/28/2020	DC 1 vs CLB 0	W	Gressel 2 (Asad 2) 32
Game #22	11/01/2020	DC 3 at NE 4	L	Asad 3 (Flores 1, Reyna 2) 22; Yow 2 (unassisted) 26; Rivas 2 (Flores 2, Nyeman 1) 75
Game #23	11/08/2020	DC 2 vs MTL 3	L	Pines 3 (Gressel 3) 9; Kamara 4 (Flores 3) 33



NON-PLAYOFF TEAMS

HOUSTON DYNAMO PLAYOFF HISTORY

vs. Team	No. of Series		GP	W-L-T	OT	ShO	GF	GA	Last Mtg.	Round	Series Result
	Series	W-L									
Chicago	1	1-0	1	1-0-0	0-0-0	0-0	2	1	2012	Wild Card	Won 1 games to 0
Chivas USA	1	1-0	2	1-1-0	0-0-0	0-0	3	2	2006	Quarterfinals	Won Series Tie-Breaker
Colorado	1	1-0	1	1-0-0	0-0-0	0-0	3	1	2006	Semifinals	Won 1 games to 0
D.C. United	1	1-0	2	1-0-1	0-0-0	0-0	4	2	2012	Semifinals	Won 1 games to 0
FC Dallas	1	1-0	2	1-1-0	1-0-0	0-0	4	2	2007	Quarterfinals	Won Series Tie-Breaker
Kansas City	5	4-1	7	4-2-1	1-0-0	0-0	8	3	2017	Wild Card	Won 1 games to 0
Los Angeles	3	0-3	3	0-3-0	0-1-0	0-0	1	6	2012	MLS Cup '12	Lost MLS Cup '12
Montreal	1	1-0	1	1-0-0	0-0-0	0-0	3	0	2013	Wild Card	Won 1 games to 0
New England	2	2-0	2	2-0-0	1-0-0	1-0	3	2	2007	MLS Cup '07	Won MLS Cup '07
New York	2	1-1	4	1-1-2	1-0-0	0-0	5	7	2013	Quarterfinals	Won 1 games to 0
Philadelphia	1	1-0	2	2-0-0	0-0-0	0-0	3	1	2011	Quarterfinals	Won 2 games to 0
Portland	1	1-0	2	1-0-1	0-0-0	0-0	2	1	2017	Quarterfinals	Won 1 games to 0
Seattle	2	1-1	4	1-2-1	1-0-0	0-0	1	5	2017	Semifinals	Lost 2 games to 0
TOTALS	22	16-6	33	17-10-6	5-1-0	1-0	42	33			

HOUSTON DYNAMO – ALL-TIME POSTSEASON RESULTS

DATE	OPPONENT	RESULT	ATT.	W-L-T	RD.	GOALS:
10/22/2006	at Chivas USA	L 1-2	15,110	0-1-0	QTR	HOU: Ching (75); CHV: Razov (45) Palencia (68)
10/29/2006	Chivas USA	W 2-0	17,440	1-1-0	QTR	HOU: Davis (64) Ching (90)
11/05/2006	Colorado	W 3-1	23,107	2-1-0	SEM	HOU: DalGLISH (10,21) Mullan (71); COL: Kirovski (4)
11/12/2006	at New England	W 1-1 (OT)	22,427	3-1-0	FIN	HOU: Ching (114); NE: Twellman (113)
10/27/2007	at FC Dallas	L 0-1	12,537	0-1-0	QTR	DAL: Goodson (23)
11/02/2007	FC Dallas	W 4-1 (OT)	30,088	1-1-0	QTR	HOU: Holden (66) Ching (72,97) Davis (100); DAL: Ruiz (14)
11/10/2007	Kansas City	W 2-0	30,972	2-1-0	SEM	HOU: Jaqua (35) De Rosario (81)
11/18/2007	at New England	W 2-1	39,859	3-1-0	FIN	HOU: Ngwenya (61) De Rosario (74); NE: Twellman (20)
11/01/2008	at New York	T 1-1	11,578	0-0-1	QTR	HOU: Kamara (85); NY: Angel (48)
11/09/2008	New York	L 0-3	30,053	0-1-1	QTR	NY: Richards (25) Angel (36) Wolyniec (81)
10/29/2009	at Seattle	T 0-0	35,807	0-0-1	QTR	
11/08/2009	Seattle	W 1-0 (OT)	27,465	1-0-1	QTR	HOU: Ching (96)
11/13/2009	at Los Angeles	L 0-2 (OT)	25,373	1-1-1	SEM	LA: Berhalter (103) Donovan (109)
10/30/2011	at Philadelphia	W 2-1	18,539	1-0-0	QTR	HOU: Hainault (5) Carr (30); PHI: Le Toux (7)
11/03/2011	Philadelphia	W 1-0	24,749	2-0-0	QTR	HOU: Ching (45)
11/06/2011	at Sporting KC	W 2-0	20,839	3-0-0	SEM	HOU: Hainault (53) Costly (87)
11/20/2011	at Los Angeles	L 0-1	30,281	3-1-0	FIN	
10/31/2012	at Chicago	W 2-1	10,923	1-0-0	WC	HOU: Bruin (12,46); CHI: Alex (83)
11/04/2012	Sporting KC	W 2-0	20,689	2-0-0	QTR	HOU: Moffat (18) Bruin (75)
11/07/2012	at Sporting KC	L 0-1	20,894	2-1-0	QTR	KC: Sinovic (64)
11/11/2012	D.C. United	W 3-1	22,101	3-1-0	SEM	HOU: Hainault (51) Bruin (68) Sarkodie (81); DC: DeLeon (27)
11/18/2012	at D.C. United	T 1-1	20,015	3-1-1	SEM	HOU: Garcia (33); DC: Boskovic (83)
12/01/2012	at Los Angeles	L 1-3	30,510	3-2-1	FIN	HOU: Carr (44); LA: Gonzalez (60) Donovan (65) Keane (94+)
10/31/2013	Montreal	W 3-0	10,476	1-0-0	WC	HOU: Bruin (16,72) Garcia (27)
11/03/2013	New York	T 2-2	20,626	1-0-1	QTR	HOU: R. Clark (51) Cummings (92+); NY: Cahill (22) Alexander (32)
11/06/2013	at New York	W 2-1 (OT)	22,264	2-0-1	QTR	HOU: Davis (36) Cummings (104); NY: Wright-Phillips (23)
11/09/2013	Sporting KC	T 0-0	22,107	2-0-2	SEM	
11/23/2013	at Sporting KC	L 1-2	21,650	2-1-2	SEM	HOU: Garcia (3); KC: Sapong (14) Dwyer (63)
10/26/2017	Sporting KC	W 1-0 (OT)	14,126	1-0-0	WC	HOU: Elis (94)
10/30/2017	Portland	T 0-0	15,169	1-0-1	QTR	
11/05/2017	at Portland	W 2-1	21,144	2-0-1	QTR	HOU: Remick (43) Manotas (77); POR: Asprilla (39)
11/21/2017	Seattle	L 0-2	22,661	2-1-1	SEM	SEA: Svensson (11) Bruin (42)
11/30/2017	at Seattle	L 0-3	45,298	2-2-1	SEM	SEA: Rodriguez (22) Dempsey (57) Bruin (73)



NON-PLAYOFF TEAMS

2020 HOUSTON DYNAMO STATISTICS (4-10-9, 21 pts.)

UNF	POS	PLAYER	GP	GS	MIN	G	A	SHT	SOG	FC	FS	OFF	CK	C	E
23	F	Darwin Quintero	22	20	1689	7	10	59	24	11	26	9	66	5	0
8	M	Memo Rodriguez	21	20	1604	5	3	52	16	25	29	5	53	5	0
7	F	Alberth Elis	6	4	377	4	3	17	8	13	5	3	0	1	1
9	F	Mauro Manotas	20	15	1326	3	2	45	20	9	12	2	2	0	1
11	F	Ariel Lassiter	16	10	949	3	1	30	16	7	14	8	0	2	0
13	F	Christian Ramirez	15	8	675	2	2	13	7	5	7	5	0	0	0
12	F	Niko Hansen	17	8	716	2	1	18	7	9	12	3	2	0	0
15	D	Maynor Figueroa	20	19	1717	2	0	19	3	29	22	0	0	7	0
24	M	Darwin Ceren	20	18	1535	1	4	14	6	24	22	1	1	3	0
29	D	Sam Junqua	9	2	250	1	0	5	3	5	2	0	0	0	0
4	D	Zarek Valentin	19	18	1621	0	3	2	0	6	2	0	0	0	0
18	D	Jose Bizama	8	6	567	0	0	3	0	5	4	1	0	1	0
36	D	Victor Cabrera	10	8	656	0	0	5	1	7	3	0	0	1	0
2	D	Alejandro Fuenmayor	5	3	301	0	0	1	0	3	2	0	0	1	0
27	M	Boniek Garcia	18	7	819	0	0	12	1	12	9	0	3	5	0
17	F	Nico Lemoine	11	0	163	0	0	2	0	2	10	0	0	1	0
3	D	Adam Lundkvist	21	21	1819	0	0	6	2	27	14	4	6	3	0
1	G	Marko Maric	23	23	2070	0	0	0	0	0	2	0	0	1	0
10	M	Tomas Martinez	11	3	343	0	0	7	1	9	7	1	2	1	0
11	M	*Tommy McNamara	4	2	179	0	0	6	0	3	3	0	0	0	0
14	M	Marcelo Palomino	3	0	21	0	0	0	0	0	2	0	1	0	0
21	F	Ronaldo Pena	1	0	38	0	0	1	0	2	2	0	0	0	0
19	F	Michael Salazar	1	0	12	0	0	0	0	1	0	0	0	1	0
5	D	Kiki Struna	17	16	1436	0	0	2	0	21	9	1	0	6	0
22	M	Matias Vera	20	20	1690	0	0	9	2	32	28	0	0	7	1
6	M	Wilfried Zahibo (TOT)	7	3	298	0	0	2	0	15	3	1	0	2	0
6	M	Wilfried Zahibo (HOU)	4	2	118	0	0	1	0	6	1	0	0	2	0
32	D	Kyle Adams	0	0	0	0	0	0	0	0	0	0	0	0	0
	F	Mateo Bajamich	0	0	0	0	0	0	0	0	0	0	0	0	0
55	G	Cody Cropper	0	0	0	0	0	0	0	0	0	0	0	0	0
28	D	Erik McCue	0	0	0	0	0	0	0	0	0	0	0	0	0
26	G	Michael Nelson	0	0	0	0	0	0	0	0	0	0	0	0	0
		Team totals	23	23	2070	30	29	329	117	273	269	43	136	54	3
		Opponent totals	23	23	2070	40	34	340	122	269	273	32	132	41	1

GAME-WINNING GOALS: Darwin Quintero 2, Mauro Manotas 1, Niko Hansen 1

GAME-WINNING ASSISTS: Zarek Valentin 2, Memo Rodriguez 1, Christian Ramirez 1, Darwin Quintero 1
Ariel Lassiter 1

PENALTY KICK GOALS/ATTEMPTS: Darwin Quintero 0-1, Mauro Manotas 0-1, Alberth Elis 1-1, Darwin Ceren 1-1

HOUSTON DYNAMO INDIVIDUAL GOALKEEPING

UNF	POS	GOALKEEPER	GP	GS	MIN	SHTS	SV	GA	GAA	PG	PA	W	L	T	SO
1	G	Marko Maric	23	23	2070	122	79	40	1.74	3	3	4	10	9	3
		Team totals	23	23	2070	122	79	40	1.74	3	3	4	10	9	3
		Opponent totals	23	23	2070	117	86	30	1.30	2	4	10	4	9	5

* = Played with other teams in 2020. Only Houston Dynamo statistics listed here.



NON-PLAYOFF TEAMS

HOUSTON DYNAMO 2020 SCHEDULE

DAY	DATE	OPPONENT	RESULT	ATT.	W-L-T	POS.	PTS	NOTES:
Sat.	Feb. 29	LA Galaxy	T 1-1	22,039	0-0-1	T4	1	HOU: Manotas (54); LA: Pavon (13)
Sat.	Mar. 7	at Sporting KC	L 0-4	21,188	0-1-1	T9	1	KC: Pulido (16) Espinoza (26) Kinda (65) Shelton (77)
Mon.	July 13	at Los Angeles FC	T 3-3		0-1-2	T10	2	HOU: Rodriguez (9,30) Elis (50+); LFC: Wright-Phillips (19) Rossi (63) Rodriguez (69)
Sat.	July 18	at Portland	L 1-2		0-2-2	11	2	HOU: Elis (86); POR: Ebofisse (35) Valeri (61)
Thu.	July 23	at LA Galaxy	T 1-1		0-2-3	11	3	HOU: Quintero (17); LA: Pavon (91+)
Fri.	Aug. 21	FC Dallas	T 0-0		0-2-4	11	4	
Tue.	Aug. 25	at Sporting KC	W 5-2		1-2-4	T8	7	HOU: Elis (17) Ramirez (43) Hansen (48) Quintero (57,61); KC: Russell (26) Kinda (49)
Wed.	Sept. 2	Minnesota	W 3-0		2-2-4	T8	10	HOU: Quintero (28) Lassiter (65,69)
Sat.	Sept. 5	Sporting KC	W 2-1		3-2-4	3	13	HOU: Elis (59) Manotas (85); KC: Hurtado (30)
Wed.	Sept. 9	at Colorado	T 1-1		3-2-5	T4	14	HOU: Ramirez (46); COL: Abubakar (96+)
Sat.	Sept. 12	at FC Dallas	L 1-2		3-3-5	T4	14	HOU: Rodriguez (41); DAL: Ricuarte (28) Jara (61)
Sat.	Sept. 19	Minnesota	T 2-2		3-3-6	T7	15	HOU: Quintero (58) Figueroa (69); MIN: Molino (11) Lod (46+)
Wed.	Sept. 23	at Chicago	L 0-4		3-4-6	T9	15	CHI: Beric (15) Herbers (23) Medran (40) Sapong (89)
Sat.	Sept. 26	at Nashville SC	T 1-1		3-4-7	9	16	HOU: Figueroa (89); NSH: Rios (49)
Sat.	Oct. 3	Sporting KC	L 1-2		3-5-7	10	16	HOU: Junqua (84); KC: Pulido (34,73)
Wed.	Oct. 7	FC Dallas	W 2-0		4-5-7	T8	19	HOU: Quintero (20) Ceren (83)
Sat.	Oct. 10	at Inter Miami CF	L 0-1		4-6-7	T8	19	MCF: Morgan (57)
Wed.	Oct. 14	Nashville SC	L 1-3		4-7-7	T10	19	HOU: Quintero (75); NSH: Mukhtar (15,23) Danladi (19)
Sun.	Oct. 18	at Minnesota	T 2-2		4-7-8	10	20	HOU: Rodriguez (59) Hansen (83); MIN: Finlay (11,30)
Sat.	Oct. 24	Columbus	T 1-1		4-7-9	10	21	HOU: Rodriguez (37); CLB: own goal (67)
Wed.	Oct. 28	at Los Angeles FC	L 1-2		4-8-9	10	21	HOU: Lassiter (46); LFC: Rossi (9) Segura (22)
Sat.	Oct. 31	at FC Dallas	L 0-3		4-9-9	10	21	DAL: Jara (19) Picault (27,93+)
Sun.	Nov. 8	Colorado	L 1-2		4-10-9	12	21	HOU: Manotas (69); COL: Namli (61) Rubio (93+)



NON-PLAYOFF TEAMS

HOUSTON DYNAMO – GAME-BY-GAME

#	Player	1	2	3	4	5	6	7	8	9	10	11	12	13	14	15	16	17	18	19	20	21	22	23
1	Marko Maric	LA	KC	LFC	POR	LA	DAL	KC	MIN	KC	COL	DAL	MIN	CHI	NSH	KC	DAL	MCF	NSH	MIN	CLB	LFC	DAL	COL
2	Alejandro Fuenmayor	1-1	0-4	3-3	1-2	1-1	0-0	5-2	3-0	2-1	1-1	1-2	2-2	0-4	1-1	1-2	2-0	0-1	1-3	2-2	1-1	1-2	0-3	1-2
3	Adam Lundkvist	90G	90G	90G	90G	90G	90G	90G	90G	90G	90G	90G	90G	90G	90G	90G	90G	90G	90G	90G	90G	90G	90G	90G
4	Zarek Valentin	90D	90D	81D	90D	90D	90D	90D	90D	90D	90D	90D	90D	90D	90D	90D	90D	90D	90D	90D	90D	90D	90D	90D
5	Kiki Struna	90D	90D	90D	88D	90D	90D	90D	90D	10	90D	90D	90D	90D	90D	90D	90D	90D	90D	90D	90D	90D	90D	90D
6	Wilfried Zahibo								9	45M														63M
7	Alberth Elis								87F	88F	90F	45F	35	32										
8	Memo Rodriguez	83F	78F	63M	62M	83M	90M	80M	82M	80M	90M	89M	80M	45M	90M			84M	90M	90M	60M	45M	55	85M
9	Mauro Manotas	90F	90F	90F	90F	52F	24		10	33	90F	77F	26	90F	69F	44F			90F	90F	90F	63F	28	90F
10	Tomas Martinez	70M	57M	28	7	7	10		58F			1	12						65					28
11	Tommy McNamara	90F	73F		3	13																		
12	Ariel Lassiter																							
13	Christian Ramirez	15		17		77F		45	55F	58F	58F	13	45F											
14	Marcelo Palomino	20	17					83F	66F	55F	58F	57F	11	1	90F									62F
15	Maynor Figueroa	90D	90D	90D	90D	7	90D	90D	90D	90D	90D	90D	90D	90D	90D	90D	90D	90D	90D	90D	90D	90D	90D	90D
16	Nico Lemoine	27	2	13		1	8			90D		1	10	45	14	21								
17	Jose Bizama																	89D			90D	15	13	90D
18	Michael Salazar																							
19	Ronald Pena																							
20	Matias Vera	90M	90M	90M	90M	90M	90M	90M	81M	90M	90M	90M	45M	90M	90M	90M	90M	90M	90M	90M	90M	90M	90M	90M
21	Darwin Quintero	33	64F	88F	83F	90F	66F	74F	87F	32	90F	90F	64F	89F	90F	70M	90F	90F	90F	90F	90F	90F	90M	90M
22	Darwin Ceren	7	26							90M	89M	90M	90M	81M	89M	78M	76M	77M	90M	90M	25M	90M	90M	87M
23	Michael Nelson																							
24	Boniek Garcia	75M	90M	90M	87M	77M	24	16	3	45	9	45	1	58M	90M						30	27	27	25
25	Erik McCue																							
26	Sam Junqua																							
27	Kyle Adams																							
28	Victor Cabrera																							
29	Cody Cropper																							
30																								
31																								
32																								
33																								
34																								
35																								
36																								
37																								
38																								
39																								
40																								
41																								
42																								
43																								
44																								
45																								
46																								
47																								
48																								
49																								
50																								
51																								
52																								
53																								
54																								
55																								

Played for other teams:
Wilfried Zahibo played 180 minutes for NE

"00" = 100 minutes played
F/M/D/G = starting position



NON-PLAYOFF TEAMS

HOUSTON DYNAMO – GAME-BY-GAME LOG

Game #1	02/29/2020	HOU 1 vs LA 1	T	Manotas 1 (Valentin 1)	54
Game #2	03/07/2020	HOU 0 at KC 4	L	Rodriguez 1 (Quintero 1)	9; Rodriguez 2 (unassisted) 31; Elis 1 (Quintero 2) 46+
Game #3	07/13/2020	HOU 3 at LFC 3	T	Elis 2 (penalty kick)	86
Game #4	07/18/2020	HOU 1 at POR 2	L	Quintero 1 (free kick)	17
Game #5	07/23/2020	HOU 1 at LA 1	T		
Game #6	08/21/2020	HOU 0 vs DAL 0	T		
Game #7	08/25/2020	HOU 5 at KC 2	W	Elis 3 (Quintero 3, Rodriguez 1) 17; Ramirez 1 (Elis 1, Quintero 4) 44; Hansen 1 (Ramirez 1, Valentin 2) 48; Quintero 2 (Ceren 1) 57; Quintero 3 (Hansen 1) 61	
Game #8	09/02/2020	HOU 3 vs MIN 0	W	Quintero 4 (Rodriguez 2) 28; Lassiter 1 (Elis 2, Ceren 2) 65; Lassiter 2 (Elis 3) 70	
Game #9	09/05/2020	HOU 2 vs KC 1	W	Elis 4 (Ceren 3, Quintero 5) 59; Manotas 2 (Valentin 3, Quintero 6) 85	
Game #10	09/09/2020	HOU 1 at COL 1	T	Ramirez 2 (Rodriguez 3) 46	
Game #11	09/12/2020	HOU 1 at DAL 2	L	Rodriguez 3 (free kick) 41	
Game #12	09/19/2020	HOU 2 vs MIN 2	T	Quintero 5 (unassisted) 58; Figueroa 1 (unassisted) 69	
Game #13	09/23/2020	HOU 0 at CHI 4	L		
Game #14	09/26/2020	HOU 1 at NSH 1	T	Figueroa 2 (Quintero 7) 89	
Game #15	10/03/2020	HOU 1 vs KC 2	L	Junqua 1 (Quintero 8) 84	
Game #16	10/07/2020	HOU 2 vs DAL 0	W	Quintero 6 (Lassiter 1) 20; Ceren 1 (penalty kick) 83	
Game #17	10/10/2020	HOU 0 at MCF 1	L		
Game #18	10/14/2020	HOU 1 vs NSH 3	L	Quintero 7 (Manotas 1, Ramirez 2) 75	
Game #19	10/18/2020	HOU 2 at MIN 2	T	Rodriguez 4 (Quintero 9, Ceren 4) 59; Hansen 2 (unassisted) 83	
Game #20	10/24/2020	HOU 1 vs CLB 1	T	Rodriguez 5 (unassisted) 37	
Game #21	10/28/2020	HOU 1 at LFC 2	L	Lassiter 3 (Quintero 10, Manotas 2) 46	
Game #22	10/31/2020	HOU 0 at DAL 3	L		
Game #23	11/08/2020	HOU 1 vs COL 2	L	Manotas 3 (unassisted) 69	



NON-PLAYOFF TEAMS

LA GALAXY PLAYOFF HISTORY

vs. Team	No. of Series	Series	W-L	GP	W-L-T	OT	ShO	GF	GA	Mtg.	Round	Series Result
Chicago	2	1-1	5	2-2-1	2-0-1	0-1	5	4	2001	Semifinals	Won 7 pts. to 1	
Chivas USA	1	1-0	2	1-0-1	0-0-0	0-0	3	2	2009	Quarterfinals	Won 1 games to 0	
Colorado	5	4-1	9	7-2-0	0-1-0	0-0	15	2	2016	Quarterfinals	Lost Series Tie-Breaker	
D.C. United	2	0-2	2	0-2-0	0-1-0	0-0	2	5	1999	MLS Cup '99	Lost MLS Cup '99	
FC Dallas	4	2-2	8	4-4-0	0-0-0	0-2	16	13	2010	Semifinals	Lost 1 games to 0	
Houston	3	3-0	3	3-0-0	1-0-0	0-0	6	1	2012	MLS Cup '12	Won MLS Cup '12	
Kansas City	4	2-2	9	5-3-1	2-0-1	1-0	14	15	2004	Semifinals	Lost 1 games to 0	
Los Angeles FC	1	0-1	1	0-1-0	0-0-0	0-0	3	5	2019	Quarterfinals	Lost 1 games to 0	
Minnesota	1	1-0	1	1-0-0	0-0-0	0-0	2	1	2019	Wild Card	Won 1 games to 0	
New England	3	3-0	3	3-0-0	3-0-0	0-0	4	1	2014	MLS Cup '14	Won MLS Cup '14	
New York	2	2-0	5	3-1-1	0-0-1	0-0	9	8	2011	Quarterfinals	Won 2 games to 0	
Real Salt Lake	5	3-2	7	4-2-1	0-2-0	0-1	13	5	2016	Wild Card	Won 1 games to 0	
San Jose	5	3-2	10	5-4-1	0-1-0	0-0	16	12	2012	Quarterfinals	Won Series Tie-Breaker	
Seattle	4	3-1	7	4-3-0	0-0-0	0-0	11	8	2015	Wild Card	Lost 1 games to 0	
Tampa Bay	1	1-0	2	2-0-0	0-0-0	0-0	6	2	2000	Quarterfinals	Won 6 pts. to 0	
Vancouver	1	1-0	1	1-0-0	0-0-0	0-0	2	1	2012	Wild Card	Won 1 games to 0	
TOTALS	44	30-14	75	45-23-7	8-4-4	1-3	127	85				

LA GALAXY – ALL-TIME POSTSEASON RESULTS

DATE	OPPONENT	RESULT	ATT.	W-L-T	RD.	GOALS:
09/26/1996	at San Jose	L 0-1	17,209	0-1-0	QTR	
09/29/1996	San Jose	W 2-0	27,833	1-1-0	QTR	Fraser (84); Hurtado (90)
10/02/1996	San Jose	W 2-0	30,231	2-1-0	QTR	Hurtado (31); Cienfuegos (36)
10/10/1996	Kansas City	W 2-1	25,212	3-1-0	SEM	Armas (48); Vanney (57)
10/13/1996	at Kansas City	W 1-1 (3-1)	11,041	4-1-0	SEM	Vanney (76)
10/20/1996	D.C. United	L 2-3 (OT)	34,643	4-2-0	FIN	Hurtado (5); Armas (56)
10/05/1997	Dallas	L 0-0 (0-2)	18,921	0-1-0	QTR	
10/08/1997	at Dallas	L 0-3	11,248	0-2-0	QTR	
10/01/1998	Dallas	W 6-1	10,047	1-0-0	QTR	Pena (10,69); Hermsillo (16,32); Cienfuegos (20); Welton (41)
10/04/1998	at Dallas	W 3-2	8,130	2-0-0	QTR	Hendrickson (80); Caligiuri (85); Mathis (88)
10/10/1998	Chicago	L 0-1	25,107	2-1-0	SEM	
10/16/1998	at Chicago	L 1-1 (1-2)	32,744	2-2-0	SEM	Pena (37)
10/17/1999	Colorado	W 3-0	16,307	1-0-0	QTR	Hendrickson (8); Vanney (52); Jones (57)
10/24/1999	at Colorado	W 2-0	6,542	2-0-0	QTR	Pena (74); Franchino (84)
10/31/1999	Dallas	W 2-1	17,372	3-0-0	SEM	Cienfuegos (39); Hendrickson (90)
11/07/1999	at Dallas	L 2-2 (3-4)	13,816	3-1-0	SEM	Hermsillo (13,54)
11/11/1999	Dallas	W 3-1	25,703	4-1-0	SEM	Vanney (3); Hermsillo (20); Cienfuegos (68)
11/21/1999	D.C. United	L 0-2	44,910	4-2-0	FIN	
09/14/2000	at Tampa Bay	W 1-0	5,583	1-0-0	QTR	Vanney (61)
09/20/2000	Tampa Bay	W 5-2	13,851	2-0-0	QTR	Hendrickson (14); Kelly (19); Hernandez (48); Cienfuegos (51); Jones (85)
09/29/2000	at Kansas City	T 0-0 (OT)	11,815	2-0-1	SEM	
10/03/2000	Kansas City	W 2-1 (OT)	20,849	3-0-1	SEM	Jones (16); Califf (93)
10/06/2000	at Kansas City	L 0-2 (ST)	8,320	3-1-1	SEM	
09/23/2001	MetroStars	T 1-1 (OT)	11,580	0-0-1	QTR	Caligiuri (63)
09/26/2001	at MetroStars	L 1-4	12,817	0-1-1	QTR	Victorine (4)
09/29/2001	MetroStars	W 4-2 (ST)	6,154	1-1-1	QTR	Victorine (21,33); Frye (56); Cienfuegos (98)
10/10/2001	at Chicago	T 1-1 (OT)	10,388	1-1-2	SEM	Hernandez (44)
10/13/2001	Chicago	W 1-0 (OT)	10,100	2-1-2	SEM	Vagenas (94)
10/17/2001	at Chicago	W 2-1 (OT)	13,444	3-1-2	SEM	Califf (44); Cienfuegos (98)
10/21/2001	San Jose	L 1-2 (OT)	21,626	3-2-2	FIN	Hernandez (21)
09/25/2002	Kansas City	W 3-2 (OT)	14,585	1-0-0	QTR	Ruiz (62,99); Jones (85)
09/28/2002	at Kansas City	L 1-4	9,484	1-1-0	QTR	Albright (71)
10/02/2002	Kansas City	W 5-2	14,713	2-1-0	QTR	Ruiz (34,66); Jones (46,62); Tennyson (93)
10/05/2002	Colorado	W 4-0	24,742	1-0-0	SEM	Califf (21); Ruiz (24,84); Hendrickson (71)
10/09/2002	at Colorado	W 1-0	12,367	2-0-0	SEM	Ruiz (64)
10/20/2002	New England	W 1-0 (OT)	61,316	1-0-0	FIN	Ruiz (113)
11/01/2003	San Jose	W 2-0	20,201	1-0-0	QTR	Victorine (59); Ruiz (62)
11/09/2003	at San Jose	L 2-5 (ST)	14,145	1-1-0	QTR	Ruiz (7); Vagenas (13)
10/22/2004	at Colorado	L 0-1	8,028	0-1-0	QTR	
10/30/2004	Colorado	W 2-0	20,026	1-1-0	QTR	Ruiz (30); Marshall (45)
11/05/2004	at Kansas City	L 0-2	11,931	1-2-0	SEM	
10/23/2005	San Jose	W 3-1	17,466	1-0-0	QTR	Gomez (13); Donovan (39,87)
10/29/2005	at San Jose	T 1-1	17,824	1-0-1	QTR	Grabavoy (67)
11/05/2005	at Colorado	W 2-0	12,789	2-0-1	SEM	Donovan (28,88)
11/13/2005	at New England	W 1-0 (OT)	21,193	3-0-1	FIN	Ramirez (105)



NON-PLAYOFF TEAMS

DATE	OPPONENT	RESULT	ATT.	W-L-T	RD.	GOALS:
11/01/2009	at Chivas USA	T 2-2	25,218	0-0-1	QTR	LA: Magee (14) Donovan (41); CHV: Santos (4) Galindo (50)
11/08/2009	Chivas USA	W 1-0	27,000	1-0-1	QTR	LA: Donovan (73)
11/13/2009	Houston	W 2-0 (OT)	25,373	2-0-1	SEM	LA: Berhalter (103) Donovan (109)
11/22/2009	Real Salt Lake	L 1-1 (OT)	46,011	2-1-1	FIN	LA: Magee (41); RSL: Findley (64)
10/31/2010	at Seattle	W 1-0	35,521	1-0-0	QTR	LA: Buddle (38)
11/07/2010	Seattle	W 2-1	27,000	2-0-0	QTR	LA: Buddle (19) Gonzalez (27); SEA: Zakuani (86)
11/14/2010	FC Dallas	L 0-3	27,000	2-1-0	SEM	DAL: Ferreira (26) John (54) Chavez (73)
10/30/2011	at New York	W 1-0	22,663	1-0-0	QTR	LA: Magee (15)
11/03/2011	New York	W 2-1	27,000	2-0-0	QTR	LA: Magee (42) Donovan (75); NY: Rodgers (4)
11/06/2011	Real Salt Lake	W 3-1	23,437	3-0-0	SEM	LA: Donovan (23) Magee (58) Keane (68); RSL: Saborio (25)
11/20/2011	Houston	W 1-0	30,281	4-0-0	FIN	LA: Donovan (72)
11/01/2012	Vancouver	W 2-1	14,703	1-0-0	WC	LA: Magee (69) Donovan (73); VAN: Mattocks (3)
11/04/2012	San Jose	L 0-1	27,000	1-1-0	QTR	SJ: Bernardez (94+)
11/07/2012	at San Jose	W 3-1	10,744	2-1-0	QTR	LA: Keane (21,34) Magee (39); SJ: Gordon (82)
11/11/2012	Seattle	W 3-0	27,000	3-1-0	SEM	LA: Keane (46+,67) Magee (64)
11/18/2012	at Seattle	L 1-2	44,575	3-2-0	SEM	LA: Keane (68); SEA: Johnson (12) Scott (57)
12/01/2012	Houston	W 3-1	30,510	4-2-0	FIN	LA: Gonzalez (60) Donovan (65) Keane (94+); HOU: Carr (44)
11/03/2013	Real Salt Lake	W 1-0	27,000	1-0-0	QTR	LA: Franklin (48)
11/07/2013	at Real Salt Lake	L 0-2 (OT)	19,042	1-1-0	QTR	RSL: Velasquez (35) Schuler (102)
11/01/2014	at Real Salt Lake	T 0-0	20,713	0-0-1	QTR	
11/09/2014	Real Salt Lake	W 5-0	27,000	1-0-1	QTR	LA: Donovan (10,54,72) Keane (20) Sarvas (63)
11/23/2014	Seattle	W 1-0	27,000	2-0-1	SEM	LA: Sarvas (52)
11/30/2014	at Seattle	L 1-2	46,758	2-1-1	SEM	LA: Juninho (54); SEA: Evans (26) Dempsey (32)
12/07/2014	New England	W 2-1 (OT)	27,000	3-1-1	FIN	LA: Zardes (52) Keane (111); NE: Tierney (79)
10/28/2015	at Seattle	L 2-3	39,537	0-1-0	WC	LA: Lletget (6) Zardes (22); SEA: Dempsey (5) Valdez (12) Friberg (73)
10/26/2016	Real Salt Lake	W 3-1	18,124	1-0-0	WC	LA: Gordon (14) Boateng (26,34); RSL: Plata (21)
10/30/2016	Colorado	W 1-0	24,487	2-0-0	QTR	LA: dos Santos (55)
11/06/2016	at Colorado	T 0-1 (OT)	17,782	2-0-1	QTR	COL: Gashi (36)
10/20/2019	at Minnesota	W 2-1	19,939	1-0-0	WC	LA: Lletget (71) dos Santos (75); MIN: Gregus (87)
10/24/2019	at Los Angeles FC	L 3-5	22,902	1-1-0	QTR	LA: Pavon (41) Ibrahimovic (55) Feltscher (77); LFC: Vela (16,40) Rossi (66) Diomande (68,80)



NON-PLAYOFF TEAMS

2020 LA GALAXY STATISTICS (6-12-4, 22 pts.)

UNF	POS	PLAYER	GP	GS	MIN	G	A	SHT	SOG	FC	FS	OFF	CK	C	E
10	M	Cristian Pavon	22	22	1980	10	7	63	26	20	27	5	43	1	0
17	M	Sebastian Lletget	21	19	1692	6	4	37	18	20	22	4	26	1	0
14	F	Javier Hernandez	12	7	758	2	0	21	7	2	14	7	0	0	0
29	F	Ethan Zubak	15	11	787	2	0	19	7	14	6	11	0	2	0
22	D	Julian Araujo	17	17	1299	1	3	8	3	37	9	0	0	6	2
26	M	Efrain Alvarez	16	6	718	1	2	17	4	3	3	0	41	0	0
15	M	Joe Corona	16	12	986	1	0	10	6	21	10	0	0	2	1
21	D	Giancarlo Gonzalez	10	9	754	1	0	3	2	11	1	0	0	1	1
28	M	Kai Koreniuk	4	0	12	1	0	2	2	0	0	1	0	0	0
5	D	Daniel Steres	20	20	1800	1	0	9	3	17	8	2	0	3	0
25	D	Rolf Feltscher	17	13	1247	0	2	6	1	16	10	1	0	2	0
3	D	Emiliano Insua	22	22	1891	0	2	2	0	13	11	0	0	2	0
1	G	David Bingham	18	18	1620	0	1	0	0	1	0	0	0	3	0
20	D	Nick DePuy	16	15	1409	0	1	9	3	22	5	0	0	4	0
11	M	Yony Gonzalez	9	7	481	0	1	13	6	6	20	2	0	0	0
31	F	Gordon Wild	3	0	30	0	1	0	0	1	2	1	1	0	0
27	M	Emil Cuello	11	2	232	0	0	2	2	14	2	1	4	1	0
8	M	Jonathan dos Santos	13	7	700	0	0	2	0	6	5	0	0	1	0
60	F	Cameron Dunbar	4	1	82	0	0	3	0	2	2	0	0	0	0
67	M	Carlos Harvey	6	1	104	0	0	0	0	3	1	0	0	1	0
7	M	Aleksandar Katai	2	2	117	0	0	8	0	5	2	0	3	2	0
2	M	Perry Kitchen	21	19	1723	0	0	2	0	39	23	0	0	6	0
33	G	Jonathan Klinsmann	4	4	360	0	0	0	0	0	0	0	0	0	0
16	M	Sacha Kljestan	15	8	769	0	0	13	4	12	5	0	0	2	0
19	D	Diedie Traore	6	0	85	0	0	0	0	4	5	0	0	0	0
24	D	Danilo Acosta	0	0	0	0	0	0	0	0	0	0	0	0	0
12	G	Eric Lopez	0	0	0	0	0	0	0	0	0	0	0	0	0
56	M	Jonathan Perez	0	0	0	0	0	0	0	0	0	0	0	0	0
18	G	Justin Vom Steeg	0	0	0	0	0	0	0	0	0	0	0	0	0
		Own-goals received				1									
		Team totals	22	22	1980	27	24	249	94	289	216	35	118	42	4
		Opponent totals	22	22	1980	46	55	305	117	216	289	41	92	24	2

GAME-WINNING GOALS: Cristian Pavon 2, Ethan Zubak 1, Sebastian Lletget 1, Kai Koreniuk 1
Joe Corona 1

GAME-WINNING ASSISTS: Cristian Pavon 2, Emiliano Insua 2, Julian Araujo 2

PENALTY KICK GOALS/ATTEMPTS: Cristian Pavon 3-3, Javier Hernandez 0-1

LA GALAXY INDIVIDUAL GOALKEEPING

UNF	POS	GOALKEEPER	GP	GS	MIN	SHTS	SV	GA	GAA	PG	PA	W	L	T	SO
1	G	David Bingham	18	18	1620	87	52	35	1.94	3	5	5	9	4	3
33	G	Jonathan Klinsmann	4	4	360	30	17	11	2.75	1	1	1	3	0	1
		Team totals	22	22	1980	117	69	46	2.09	4	6	6	12	4	4
		Opponent totals	22	22	1980	94	63	27	1.23	3	4	12	6	4	7

* = Played with other teams in 2020. Only LA Galaxy statistics listed here.



NON-PLAYOFF TEAMS

LA GALAXY 2020 SCHEDULE

DAY	DATE	OPPONENT	RESULT	ATT.	W-L-T	POS.	PTS	NOTES:
Sat.	Feb. 29	at Houston	T 1-1	22,039	0-0-1	T4	1	LA: Pavon (13); HOU: Manotas (54)
Sat.	Mar. 7	Vancouver	L 0-1	26,382	0-1-1	T9	1	VAN: Ricketts (74)
Mon.	July 13	Portland	L 1-2		0-2-1	12	1	LA: Hernandez (88); POR: Ebobisse (59) Blanco (66)
Sat.	July 18	at Los Angeles FC	L 2-6		0-3-1	12	1	LA: own goal (5) Pavon (31); LFC: Rossi (13,47+,75,92+) Wright-Phillips (56) El-Munir (80)
Thu.	July 23	Houston	T 1-1		0-3-2	12	2	LA: Pavon (91+); HOU: Quintero (17)
Sat.	Aug. 22	at Los Angeles FC	W 2-0		1-3-2	11	5	LA: Zubak (26) Lletget (54)
Wed.	Aug. 26	Seattle				12		postponed
Sat.	Aug. 29	San Jose	W 3-2		2-3-2	T8	8	LA: Steres (33) Pavon (72) Lletget (82); SJ: Qazaishvili (11) Cowell (59)
Wed.	Sept. 2	at Portland	W 3-2		3-3-2	T4	11	LA: Alvarez (15) Pavon (50) Corona (71); POR: Mora (67) Valeri (92+)
Sun.	Sept. 6	Los Angeles FC	W 3-0		4-3-2	T3	14	LA: Pavon (52) Lletget (73,83)
Sun.	Sept. 13	at San Jose	T 0-0		4-3-3	T4	15	
Sat.	Sept. 19	Colorado	L 0-2		4-4-3	T7	15	COL: Bassett (40) Lewis (78)
Wed.	Sept. 23	at Real Salt Lake	L 0-2		4-5-3	T9	15	RSL: Rusnak (65) Kreilach (72)
Sun.	Sept. 27	Seattle	L 1-3		4-6-3	T10	15	LA: Lletget (88); SEA: C. Roldan (12,61) Morris (38)
Sat.	Oct. 3	at San Jose	L 1-2		4-7-3	T11	15	LA: Lletget (4); SJ: Lopez (42) Rios (82)
Wed.	Oct. 7	Portland	L 3-6		4-8-3	T11	15	LA: Araujo (34) Zubak (55) Pavon (70); POR: Mora (14,60) Ebobisse (23,80) Valeri (47) Mabiala (63)
Sat.	Oct. 10	at Colorado				12		postponed
Wed.	Oct. 14	San Jose	L 0-4		4-9-3	12	15	SJ: Lima (44,93+) Rios (52) Thompson (76)
Sun.	Oct. 18	Vancouver	W 1-0		5-9-3	12	18	LA: Koreniuk (90)
Sun.	Oct. 25	at Los Angeles FC	L 0-2		5-10-3	12	18	LFC: Musovski (58) Vela (93+)
Wed.	Oct. 28	at Portland	L 2-5		5-11-3	12	18	LA: Pavon (46,91+); POR: Niezgodna (6,19) Valeri (30) Williamson (60) Polo (74)
Sun.	Nov. 1	Real Salt Lake	W 2-1		6-11-3	T11	21	LA: G. Gonzalez (18) Pavon (65); RSL: Martinez (78)
Wed.	Nov. 4	Seattle	T 1-1		6-11-4	T10	22	LA: Hernandez (78); SEA: Ruidiaz (93+)
Sun.	Nov. 8	at Vancouver	L 0-3		6-12-4	T10	22	VAN: Cavallini (24) Montero (43,91+)



NON-PLAYOFF TEAMS

LA GALAXY – GAME-BY-GAME

#	Player	1	2	3	4	5	6	7	8	9	10	11	12	13	14	15	16	17	18	19	20	21	22		
	HOU VAN	POR	LFC	HOU	LFC	SJ	POR	LFC	SJ	COL	RSL	SEA	SJ	POR	SJ	VAN	LFC	POR	RSL	SEA	VAN				
	1-1	0-1	1-2	2-6	1-1	2-0	3-2	3-2	3-0	0-0	0-2	0-2	1-3	1-2	3-6	0-4	1-0	0-2	2-5	2-1	1-1	0-3			
1	David Bingham	90G	90G	90G	90G	90G	90G	90G	90G	90G	90G	90G	90G	90G	90G	90G	90G	90G	90G	90G	90G	90G	90G		
2	Ferry Kitchen	90M	45	90M	90M	90M	90M	90M	90M	90M	90M	90M	90M	90M	90M	90M	90M	90M	90M	90M	90M	90M	90M		
3	Emiliano Insua	90D	90D	90D	90D	90D	90D	90D	90D	90D	90D	90D	90D	90D	90D	90D	90D	90D	90D	90D	90D	90D	90D		
5	Daniel Steres	90D	90D	90D	90D	90D	90D	90D	90D	90D	90D	90D	90D	90D	90D	90D	90D	90D	90D	90D	90D	90D	90D		
7	Aleksandar Katai	58F	59M																						
8	Jonathan dos Santos	45M					25	28	28	35	33	36	73M	90M	89M						68M	90M	60M		
10	Cristian Pavon	90F	90M	90F	90M	90M	90M	90M	90M	90M	90M	90M	90M	90M	90M	90M	90M	90M	90M	90M	90M	90M	90M		
11	Yony Gonzalez													18	28	84F	50F	31F	90F	56M	80M	44M			
12	Eric Lopez																								
14	Javier Hernandez	90F	90F	90F						33	36	80F	90F	89F			54F	40			21	45			
15	Joe Corona	32	75M				84M	77M	90M	62M	90M	87M	57M	81M	17	78M	66M			5	30	55M			
16	Sacha Kljestan	90M	83M	78M			6	8		3			1	90M	74M	90M	90M	45		7	69M	35			
17	Sebastian Lletget	87M	31	90M	89F	90M	82M	88M	62M	87M	90M	90M	81M	89M	72M	90M	84M	87M	85M	45		83M	90M		
18	Justin Vom Steeg																								
19	Diedie Traore																								
20	Nick DePuy	90D	90D	90D	90D	90D	90D	90D	90D	90D	90D	90D	90D	90D	90D	90D	90D	90D	90D	90D	90D	90D	90D		
21	Giancarlo Gonzalez	90D	90D	90D	90D	90D	90D	90D	90D	90D	90D	90D	90D	90D	90D	90D	90D	90D	90D	90D	90D	90D	90D		
22	Julian Araujo						84M	61M	76M	90M	75D	74M	90D	75D	53M		90D	90D	90D	85M	45F	90D	41D		
24	Daniilo Acosta																								
25	Rolf Feltscher	90D	90D	90D	90D	90D	90D	90D	90D	90D	90D	90D	90D	90D	90D	90D	90D	90D	90D	90D	90D	90D	90D		
26	Efrain Alvarez						6	13	14	28	75M	16	87M	73M	33	37	24	90M	36	78F		10	46		
27	Emil Cuello	3	23	73M	29		2	15	3		3	17	57M				6			3	5		4		
28	Kai Koreniuk																								
29	Ethan Zubak																								
31	Gordon Wild	7					90F	65F	89F	87F	55F	57F	54F	10	1	62F	6				90F	69F	45F		
33	Jonathan Klinsmann																				90G	90G	90G		
56	Jonathan Perez																								
60	Cameron Dunbar																								
67	Carlos Harvey																				8	16	12	22	45M

"00" = 100 minutes played
 F/M/D/G = starting position



NON-PLAYOFF TEAMS

LA GALAXY – GAME-BY-GAME LOG

Game #1	02/29/2020	LA 1 at HOU 1	T	Pavon 1 (Bingham 1) 13
Game #2	03/07/2020	LA 0 vs VAN 1	L	
Game #3	07/13/2020	LA 1 vs POR 2	L	Hernandez 1 (Wild 1, Pavon 1) 88
Game #4	07/18/2020	LA 2 at LFC 6	L	own goal (Blessing) 5; Pavon 2 (penalty kick) 31
Game #5	07/23/2020	LA 1 vs HOU 1	T	Pavon 3 (penalty kick) 91+
Game #6	08/22/2020	LA 2 at LFC 0	W	Zubak 1 (Araujo 1, Pavon 2) 26; Lletget 1 (Araujo 2, Pavon 3) 54
Game #7	08/29/2020	LA 3 vs SJ 2	W	Steres 1 (Lletget 1) 33; Pavon 4 (penalty kick) 72; Lletget 2 (unassisted) 82
Game #8	09/02/2020	LA 3 at POR 2	W	Alvarez 1 (Lletget 2) 15; Pavon 5 (DePuy 1) 50; Corona 1 (unassisted) 71
Game #9	09/06/2020	LA 3 vs LFC 0	W	Pavon 6 (Insua 1) 51; Lletget 3 (Pavon 4) 73; Lletget 4 (Feltscher 1, Alvarez 1) 83
Game #10	09/13/2020	LA 0 at SJ 0	T	
Game #11	09/19/2020	LA 0 vs COL 2	L	
Game #12	09/23/2020	LA 0 at RSL 2	L	
Game #13	09/27/2020	LA 1 vs SEA 3	L	Lletget 5 (Feltscher 2, Pavon 5) 88
Game #14	10/03/2020	LA 1 at SJ 2	L	Lletget 6 (unassisted) 4
Game #15	10/07/2020	LA 3 vs POR 6	L	Araujo 1 (unassisted) 34; Zubak 2 (Pavon 6) 55; Pavon 7 (unassisted) 70
Game #16	10/14/2020	LA 0 vs SJ 4	L	
Game #17	10/18/2020	LA 1 vs VAN 0	W	Koreniuk 1 (Pavon 7, Araujo 3) 90
Game #18	10/25/2020	LA 0 at LFC 2	L	
Game #19	10/28/2020	LA 2 at POR 5	L	Pavon 8 (Y. Gonzalez 1, Lletget 3) 46; Pavon 9 (unassisted) 91+
Game #20	11/01/2020	LA 2 vs RSL 1	W	G. Gonzalez 1 (Lletget 4) 18; Pavon 10 (Insua 2) 65
Game #21	11/04/2020	LA 1 vs SEA 1	T	Hernandez 2 (Alvarez 2) 78
Game #22	11/08/2020	LA 0 at VAN 3	L	



NON-PLAYOFF TEAMS

REAL SALT LAKE PLAYOFF HISTORY

vs. Team	No. of Series		GP	W-L-T	OT	ShO	GF	GA	Last Mtg.	Round	Series Result
	Series	W-L									
Chicago	1	1-0	1	1-0-0	1-0-0	1-0	0	0	2009	Semifinals	Won 1 games to 0
Chivas USA	1	1-0	2	1-0-1	0-0-0	0-0	3	2	2008	Quarterfinals	Won 1 games to 0
Columbus	1	1-0	2	2-0-0	0-0-0	0-0	4	2	2009	Quarterfinals	Won 2 games to 0
FC Dallas	1	0-1	2	0-1-1	0-0-0	0-0	2	3	2010	Quarterfinals	Lost 1 games to 0
Kansas City	2	0-2	3	0-1-2	0-0-1	0-0	4	6	2018	Quarterfinals	Lost 1 games to 0
LA Galaxy	5	2-3	7	2-4-1	2-0-0	1-0	5	13	2016	Wild Card	Lost 1 games to 0
Los Angeles FC	1	1-0	1	1-0-0	0-0-0	0-0	3	2	2018	Wild Card	Won 1 games to 0
N.Y. Red Bulls	1	0-1	1	0-1-0	0-0-0	0-0	0	1	2008	Semifinals	Lost 1 games to 0
Portland	2	2-0	3	3-0-0	0-0-0	0-0	7	3	2019	Wild Card	Won 1 games to 0
Seattle	3	1-2	5	1-3-1	0-0-0	0-0	3	5	2019	Quarterfinals	Lost 1 games to 0
TOTALS	18	9-9	27	9-10-8	1-0-3	0-0	31	37			

REAL SALT LAKE - ALL-TIME POSTSEASON RESULTS

DATE	OPPONENT	RESULT	ATT.	W-L-T	RD.	GOALS:
11/01/2008	Chivas USA	W 1-0	14,719	1-0-0	QTR	RSL: Movsisyan (90)
11/08/2008	at Chivas USA	T 2-2	19,265	1-0-1	QTR	RSL: Kovalenko (39) Morales (77); CHV: Kljestan (30) Braun (83)
11/15/2008	New York	L 0-1	20,008	1-1-1	SEM	NY: van den Bergh (28)
10/31/2009	Columbus	W 1-0	11,499	1-0-0	QTR	RSL: Findley (88)
11/05/2009	at Columbus	W 3-2	10,109	2-0-0	QTR	RSL: Morales (37) Findley (45) Williams (74); CLB: Barros Schelotto (19,35)
11/14/2009	at Chicago	W 0-0 (OT)	21,723	3-0-0	SEM	
11/22/2009	at LA Galaxy	W 1-1 (OT)	46,011	4-0-0	FIN	RSL: Findley (64); LA: Magee (41)
10/30/2010	at FC Dallas	L 1-2	11,003	0-1-0	QTR	RSL: Espindola (5); DAL: Cunningham (44) Avila (88)
11/06/2010	FC Dallas	T 1-1	19,324	0-1-1	QTR	RSL: Findley (79); DAL: McCarty (17)
10/29/2011	Seattle	W 3-0	17,067	1-0-0	QTR	RSL: Saborio (41,53) Grabavoy (88)
11/02/2011	at Seattle	L 0-2	36,021	1-1-0	QTR	SEA: Alonso (56) Neagle (61)
11/06/2011	at LA Galaxy	L 1-3	23,437	1-2-0	SEM	RSL: Saborio (25); LA: Donovan (23) Magee (58) Keane (68)
11/02/2012	at Seattle	T 0-0	34,941	0-0-1	QTR	
11/08/2012	Seattle	L 0-1	19,657	0-1-1	QTR	SEA: Martinez (81)
11/03/2013	at LA Galaxy	L 0-1	27,000	0-1-0	QTR	LA: Franklin (48)
11/07/2013	LA Galaxy	W 2-0 (OT)	19,042	1-1-0	QTR	RSL: Velasquez (35) Schuler (102)
11/10/2013	Portland	W 4-2	17,333	2-1-0	SEM	RSL: Schuler (35) Findley (41) Sandoval (48) Morales (82); POR: W. Johnson (14) Piquionne (94+)
11/24/2013	at Portland	W 1-0	20,674	3-1-0	SEM	RSL: Findley (29)
12/07/2013	at Sporting KC	T 1-1 (OT)	21,650	3-1-1	FIN	RSL: Saborio (52); KC: Collin (76)
11/01/2014	LA Galaxy	T 0-0	20,713	0-0-1	QTR	
11/09/2014	at LA Galaxy	L 0-5	27,000	0-1-1	QTR	LA: Donovan (10,54,72) Keane (20) Sarvas (63)
10/26/2016	at LA Galaxy	L 1-3	18,124	0-1-0	WC	RSL: Plata (21); LA: Gordon (14) Boateng (26,34)
11/01/2018	at Los Angeles FC	W 3-2	22,000	1-0-0	WC	RSL: Kreilach (21,58) own goal (69); LFC: da Silva (31) Ramirez (54)
11/04/2018	Sporting KC	T 1-1	14,045	1-0-1	QTR	RSL: Rusnak (51); KC: Rubio (60)
11/11/2018	at Sporting KC	L 2-4	19,918	1-1-1	QTR	RSL: Saucedo (60) Kreilach (72); KC: Rubio (14) Salloi (19,97+) Sanchez (67)
10/19/2019	Portland	W 2-1	17,452	1-0-0	WC	RSL: Kreilach (28) Savarino (87); POR: Asprilla (47)
10/23/2019	at Seattle	L 0-2	37,722	1-2-0	QTR	SEA: Svensson (64) Lodeiro (81)



NON-PLAYOFF TEAMS

2020 REAL SALT LAKE STATISTICS (5-10-7, 22 pts.)

UNF	POS	PLAYER	GP	GS	MIN	G	A	SHT	SOG	FC	FS	OFF	CK	C	E
8	M	Damir Kreilach	21	20	1770	8	1	48	20	30	33	5	0	4	0
9	M	Justin Meram	21	13	1146	3	3	16	8	15	15	3	5	1	0
11	M	Albert Rusnak	16	15	1291	3	2	31	8	8	21	1	60	0	0
10	F	Corey Baird	21	17	1529	2	4	29	4	21	25	6	1	4	0
12	F	Douglas Martinez	18	9	837	2	0	20	8	18	15	4	1	2	1
16	M	Maikel Chang	19	12	1107	1	6	14	4	6	11	1	0	1	0
6	M	Pablo Ruiz	18	15	1328	1	1	33	8	19	6	0	30	4	0
15	D	Justen Glad	17	14	1279	1	0	6	3	33	7	2	0	5	0
50	F	Sam Johnson	10	3	330	1	0	6	1	12	2	2	0	3	0
7	F	Giuseppe Rossi	7	1	172	1	0	6	3	2	2	1	4	0	0
22	D	Aaron Herrera	20	20	1796	0	1	17	2	27	10	0	2	6	0
4	D	Donny Toia	20	19	1674	0	1	7	0	26	9	0	0	4	0
5	M	Kyle Beckerman	10	5	389	0	0	4	1	11	10	0	0	4	1
13	M	Nick Besler	12	6	569	0	0	3	1	10	5	0	0	2	0
17	F	Chris Garcia	1	0	1	0	0	0	0	0	0	0	0	0	0
20	D	Erik Holt	7	4	383	0	0	2	0	6	1	0	0	1	0
23	F	Milan Iloski	1	0	1	0	0	0	0	0	0	0	0	0	0
25	M	Everton Luiz	14	11	919	0	0	3	0	12	17	0	0	1	0
18	G	Zac MacMath	6	6	540	0	0	0	0	0	1	0	0	0	0
1	G	David Ochoa	1	1	90	0	0	0	0	0	0	0	0	0	0
14	D	Nedum Onuoha	15	15	1318	0	0	12	2	7	9	2	0	0	0
43	M	Justin Portillo	5	3	265	0	0	2	0	7	4	0	7	1	0
51	G	Andrew Putna	15	15	1350	0	0	0	0	0	4	0	0	0	0
24	F	Jeizon Ramirez	10	0	80	0	0	5	1	2	1	0	0	1	0
21	M	Tate Schmitt	4	3	254	0	0	1	0	5	3	0	0	0	0
30	D	Marcelo Silva	15	15	1309	0	0	12	4	19	3	0	0	4	0
26	F	Luis Arriaga	0	0	0	0	0	0	0	0	0	0	0	0	0
2	D	Alvin Jones	0	0	0	0	0	0	0	0	0	0	0	0	0
3	D	Ashtone Morgan	0	0	0	0	0	0	0	0	0	0	0	0	0
19	M	Luke Mulholland	0	0	0	0	0	0	0	0	0	0	0	0	0
27	F	Julian Vazquez	0	0	0	0	0	0	0	0	0	0	0	0	0
		Own-goals received				2									
		Team totals	22	22	1980	25	19	277	78	296	241	27	110	48	2
		Opponent totals	22	22	1980	35	31	229	89	241	296	40	103	40	0

GAME-WINNING GOALS: Albert Rusnak 2, Damir Kreilach 2, Maikel Chang 1

GAME-WINNING ASSISTS: Pablo Ruiz 1, Maikel Chang 1

PENALTY KICK GOALS/ATTEMPTS: Albert Rusnak 2-3

REAL SALT LAKE INDIVIDUAL GOALKEEPING

UNF	POS	GOALKEEPER	GP	GS	MIN	SHTS	SV	GA	GAA	PG	PA	W	L	T	SO
18	G	Zac MacMath	6	6	540	21	14	7	1.17	0	0	1	2	3	3
51	G	Andrew Putna	15	15	1350	62	38	26	1.73	1	1	4	7	4	4
1	G	David Ochoa	1	1	90	6	4	2	2.00	0	0	0	1	0	0
		Team totals	22	22	1980	89	56	35	1.59	1	1	5	10	7	7
		Opponent totals	22	22	1980	78	52	25	1.14	2	3	10	5	7	9

* = Played with other teams in 2020. Only Real Salt Lake statistics listed here.



NON-PLAYOFF TEAMS

REAL SALT LAKE 2020 SCHEDULE

DAY	DATE	OPPONENT	RESULT	ATT.	W-L-T	POS.	PTS	NOTES:
Sat.	Feb. 29	at Orlando City SC	T 0-0	25,527	0-0-1	T4	1	
Sat.	Mar. 7	New York Red Bull	T 1-1	18,093	0-0-2	8	2	RSL: Kreilach (91+); NYR: Casseres (13)
Sun.	July 12	Colorado	W 2-0		1-0-2	T4	5	RSL: Rusnak (27) Kreilach (76)
Fri.	July 17	Minnesota	T 0-0		1-0-3	T3	6	
Wed.	July 22	Sporting KC	L 0-2		1-1-3	8	6	KC: Russell (0:49) Fernandes (86)
Sat.	Aug. 22	at Colorado	W 4-1		2-1-3	T4	9	RSL: Kreilach (57) Chang (76) Baird (85) Meram (89); COL: own goal (38)
Wed.	Aug. 26	Los Angeles FC				T5		postponed
Sat.	Aug. 29	at Portland	T 4-4		2-1-4	5	10	RSL: Baird (19) Kreilach (48) Rossi (90) Johnson (94+); POR: D. Chara (6) Niezgoda (21) Blanco (70) Mora (85)
Wed.	Sept. 2	Seattle	T 2-2		2-1-5	T4	11	RSL: Glad (50) Ruiz (85); SEA: Lodeiro (29) Andrade (69)
Sun.	Sept. 6	at Minnesota	L 0-4		2-2-5	8	11	MIN: Gasper (53) Lod (62,90) Hayes (75)
Wed.	Sept. 9	Los Angeles FC	W 3-0		3-2-5	T4	14	RSL: Kreilach (9) Meram (47) Rusnak (79)
Sat.	Sept. 12	Colorado	L 0-5		3-3-5	T4	14	COL: Rubio (3,10) Vines (49) Galvan (55) Bassett (88)
Sat.	Sept. 19	Vancouver	L 1-2		3-4-5	11	14	RSL: Meram (81); VAN: Milinkovic (53) Cavallini (84)
Wed.	Sept. 23	LA Galaxy	W 2-0		4-4-5	8	17	RSL: Rusnak (65) Kreilach (72)
Sun.	Sept. 27	at Minnesota	T 0-0		4-4-6	T7	18	
Sun.	Oct. 4	Los Angeles FC	L 1-3		4-5-6	8	18	RSL: own goal (64); LFC: Wright-Phillips (22) Rossi (27) Rodriguez (59)
Wed.	Oct. 7	at Seattle	L 1-2		4-6-6	10	18	RSL: own goal (68); SEA: Morris (28) Andrade (61)
Sat.	Oct. 10	at Vancouver	L 1-2		4-7-6	T10	18	RSL: Kreilach (37); VAN: own goal (71) Cavallini (75)
Wed.	Oct. 14	Portland	W 2-1		5-7-6	T8	21	RSL: Martinez (11) Kreilach (26); POR: Tuiloma (77)
Sun.	Oct. 18	at Colorado				T8		postponed
Sat.	Oct. 24	FC Dallas	T 0-0		5-7-7	9	22	
Wed.	Oct. 28	at San Jose	L 0-2		5-8-7	9	22	SJ: Wondolowski (16,74)
Sun.	Nov. 1	at LA Galaxy	L 1-2		5-9-7	T9	22	RSL: Martinez (78); LA: G. Gonzalez (18) Pavon (65)
Sun.	Nov. 8	Sporting KC	L 0-2		5-10-7	T10	22	KC: Shelton (45) Hurtado (48)



NON-PLAYOFF TEAMS

REAL SALT LAKE – GAME-BY-GAME

#	Player	1	2	3	4	5	6	7	8	9	10	11	12	13	14	15	16	17	18	19	20	21	22
	ORL NYR	COL	MIN	KC	COL	POR	SEA	MIN	LFC	COL	VAN	LA	MIN	LFC	SEA	VAN	POR	DAL	SJ	LA	KC		
	0-0	1-1	2-0	0-0	0-2	4-1	4-4	2-2	0-4	3-0	0-5	1-2	2-0	0-0	1-3	1-2	1-2	2-1	0-0	0-2	1-2	0-2	
1	David Ochoa	90D	90D	90D	90D	90D	90D	90D	90D	90D	71D	90D	1	90D	90D	90D	90D	90D	90D	90D	90D	72D	90D
2	Alvin Jones																						
3	Ashtone Morgan																						
4	Donny Toia																						
5	Kyle Beckerman	67M			64M	26	83M	81M	87M	3	77M	8	63M	12	86M	5	86M	5	86M	4			
6	Pablo Ruiz																						
7	Giuseppe Rossi	11	13	1	19	6	45	77M															
8	Damir Kreilach	90F	90F	86M	89F	71F	90M	90M	90M	13	83M	90M	90F	90F	78M	90M	90F	90M	90M	90M	90F	90F	90F
9	Justin Meram	20	88M	12	56	64M	75	66M	70M	62M	45M	89M	75M	79M	45M	4	68M	26	21	29	90M	62M	
10	Corey Baird	27	90M	90M	79M	77M	90M	90F	90F	17	89F	73F	19	75M									
11	Albert Rusnak	90M	90M	78M	34M		89M	90M	87M	13	90M	90M	90M	90M	90M								
12	Douglas Martinez	31	77F	79F	45	15F																	
13	Nick Besler	90M	59M	23	1	7	73M																
14	Nedum Onuoha	90D	90D				89D	90D															
15	Justen Glad	63D	85D	90D	90D	90D	90D	90D	90D	73D	90D	90D	90D	90D	90D								
16	Maikel Chang																						
17	Chris Garcia																						
18	Zac MacMath	90G	90G	90G	90G	90G	90G																
19	Luke Mulholland																						
20	Erik Holt																						
21	Tate Schmitt	70M																					
22	Aaron Herrera	90M	90D	90D	90D	90D	90D	90D	90D														
23	Milan Iloski																						
24	Jeizon Ramirez	2																					
25	Everton Luiz	90M	90M	90M	90M	45M	24	3	90M	28	56M	90M											
26	Luis Arriaga																						
27	Julian Vazquez																						
30	Marcelo Silva	90D	90D	90D																			
43	Justin Portillo	79M																					
50	Sam Johnson																						
51	Andrew Putna	4	11	45F	1	9	20	90F	17	23	45	66F											

"00" = 100 minutes played
F/M/D/G = starting position



NON-PLAYOFF TEAMS

REAL SALT LAKE – GAME-BY-GAME LOG

Game #	Date	Opponent	Result	Score	Goals
Game #1	02/29/2020	RSL 0 at ORL 0	T		
Game #2	03/07/2020	RSL 1 vs NYR 1	T		Kreilach 1 (Herrera 1) 91+
Game #3	07/12/2020	RSL 2 vs COL 0	W		Rusnak 1 (unassisted) 27; Kreilach 2 (Baird 1) 76
Game #4	07/17/2020	RSL 0 vs MIN 0	T		
Game #5	07/22/2020	RSL 0 vs KC 2	L		
Game #6	08/22/2020	RSL 4 at COL 1	W		Kreilach 3 (Meram 1) 57; Chang 1 (unassisted) 76; Baird 1 (Chang 1) 85; Meram 1 (Chang 2, Baird 2) 89
Game #7	08/29/2020	RSL 4 at POR 4	T		Baird 2 (unassisted) 19; Kreilach 4 (unassisted) 48; Rossi 1 (Kreilach 1, Baird 3) 90; Johnson 1 (Baird 4) 94+
Game #8	09/02/2020	RSL 2 vs SEA 2	T		Giad 1 (Rusnak 1) 50; Ruiz 1 (unassisted) 85
Game #9	09/06/2020	RSL 0 at MIN 4	L		
Game #10	09/09/2020	RSL 3 vs LFC 0	W		Kreilach 5 (Chang 3) 9; Meram 2 (unassisted) 47; Rusnak 2 (penalty kick) 79
Game #11	09/12/2020	RSL 0 vs COL 5	L		
Game #12	09/19/2020	RSL 1 vs VAN 2	L		Meram 3 (Chang 4) 81
Game #13	09/23/2020	RSL 2 vs LA 0	W		Rusnak 3 (penalty kick) 65; Kreilach 6 (Rusnak 2, Toia 1) 72
Game #14	09/27/2020	RSL 0 at MIN 0	T		
Game #15	10/04/2020	RSL 1 vs LFC 3	L		own goal (Atuesta) 64
Game #16	10/07/2020	RSL 1 at SEA 2	L		own goal (Tolo) 68
Game #17	10/10/2020	RSL 1 at VAN 2	L		Kreilach 7 (Meram 2, Chang 5) 37
Game #18	10/14/2020	RSL 2 vs POR 1	W		Martinez 1 (unassisted) 11; Kreilach 8 (Ruiz 1) 26
Game #19	10/24/2020	RSL 0 vs DAL 0	T		
Game #20	10/28/2020	RSL 0 at SJ 2	L		
Game #21	11/01/2020	RSL 1 at LA 2	L		Martinez 2 (Meram 3, Chang 6) 78
Game #22	11/08/2020	RSL 0 vs KC 2	L		



NON-PLAYOFF TEAMS

REAL SALT LAKE – CUP COMPETITIONS – GAME-BY-GAME

#	Player	MLS IS BACK KNOCKOUT
1	David Ochoa	R16
2	Alvin Jones	SJ
3	Ashtone Morgan	2-5
4	Donny Toia	45D
5	Kyle Beckerman	90M
6	Pablo Ruiz	90M
7	Giuseppe Rossi	90M
8	Damir Kreilach	68M
9	Justin Meram	90M
10	Corey Baird	90F
11	Albert Rusnak	90F
12	Douglas Martinez	90D
13	Nick Besler	90D
14	Nedum Onuoha	90D
15	Justen Glad	90G
16	Maikel Chang	90G
17	Chris Garcia	90D
18	Zac MacMath	90D
19	Luke Mulholland	68M
20	Erik Holt	84D
21	Tate Schmitt	
22	Aaron Herrera	
23	Milan IloSKI	
24	Jeison Ramirez	
25	Everton Luiz	
26	Luis Arriaga	
27	Julian Vazquez	
30	Marcelo Silva	
42	Douglas Martinez	
43	Justin Portillo	
50	Sam Johnson	
51	Andrew Putna	

MLS IS BACK KNOCKOUT STAGE R16 07/27/2020 RSL 2 vs SJ 5 L Martínez 1 (Baird 2) 22; Kreilach 2 (Marcelo Silva 1) 75



NON-PLAYOFF TEAMS

VANCOUVER WHITECAPS FC PLAYOFF HISTORY

vs. Team	No. of Series		GP	W-L-T	OT	ShO	GF	GA	Last		Series Result
	Series	W-L							Mtg.	Round	
FC Dallas	1	0-1	1	0-1-0	0-0-0	0-0	1	2	2014	Wild Card	Lost 1 games to 0
Los Angeles	1	0-1	1	0-1-0	0-0-0	0-0	1	2	2012	Wild Card	Lost 1 games to 0
Portland	1	0-1	2	0-1-1	0-0-0	0-0	0	2	2015	Quarterfinals	Lost 1 games to 0
San Jose	1	1-0	1	1-0-0	0-0-0	0-0	5	0	2017	Wild Card	Won 1 games to 0
Seattle	1	0-1	2	0-1-1	0-0-0	0-0	0	2	2017	Quarterfinals	Lost 1 games to 0
TOTALS	5	1-4	7	1-4-2	0-0-0	0-0	7	8			

VANCOUVER WHITECAPS FC - ALL-TIME POSTSEASON RESULTS

DATE	OPPONENT	RESULT	ATT.	W-L-T	RD.	NOTES:
11/01/2012	at Los Angeles	L 1-2	14,703	0-1-0	WC	VAN: Mattocks (3); LA: Magee (69) Donovan (73)
10/29/2014	at FC Dallas	L 1-2	10,279	0-1-0	WC	VAN: Hurtado (64); DAL: Akindele (40) Michel (84)
11/01/2015	at Portland	T 0-0	21,144	0-0-1	QTR	
11/08/2015	Portland	L 0-2	27,837	0-1-1	QTR	POR: Adi (31) Chara (94+)
10/25/2017	San Jose	W 5-0	21,083	1-0-0	WC	VAN: Montero (33) Techera (57) Waston (64) Mezquida (78,80)
10/29/2017	Seattle	T 0-0	27,837	1-0-1	QTR	
11/02/2017	at Seattle	L 0-2	39,587	1-1-1	QTR	SEA: Dempsey (56,88)



NON-PLAYOFF TEAMS

2020 VANCOUVER WHITECAPS FC STATISTICS (9-14-0, 27 pts.)

UNF	POS	PLAYER	GP	GS	MIN	G	A	SHT	SOG	FC	FS	OFF	CK	C	E
9	F	Lucas Cavallini	18	16	1457	6	0	44	18	31	42	7	0	7	1
12	F	Fredy Montero	16	11	1059	5	5	31	13	23	31	1	16	1	0
11	F	Cristian Dajome	23	18	1604	3	4	31	10	24	40	2	1	3	0
53	D	Ali Adnan	22	20	1769	2	5	15	5	18	30	3	13	2	0
28	D	Jake Nerwinski	21	18	1700	2	0	5	4	14	12	0	0	0	0
87	F	Tosaint Ricketts	16	5	456	2	0	5	2	8	6	3	0	0	0
7	M	David Milinkovic	16	11	902	1	4	8	3	16	13	1	2	0	0
55	M	Michael Baldisimo	13	7	703	1	3	4	3	10	5	0	18	5	0
29	M	*Yordy Reyna	8	4	395	1	1	9	2	5	11	2	1	1	0
14	F	Theo Bair	16	6	446	1	0	6	3	5	1	1	1	0	0
3	D	Cristian Gutierrez	12	7	665	0	2	0	0	4	8	1	16	1	0
6	M	Hwang Inbeom	5	5	450	0	1	3	0	2	6	0	9	0	0
17	M	Leonard Owusu	20	14	1301	0	1	10	0	21	17	0	0	1	0
27	M	Ryan Raposo	15	2	375	0	1	0	0	3	10	4	2	1	0
15	M	Andy Rose	13	10	854	0	1	4	2	6	1	0	0	2	1
31	M	Russell Teibert	20	19	1585	0	1	5	4	14	13	0	0	3	0
19	D	Janio Bikel	12	12	948	0	0	0	0	25	18	0	0	5	1
30	G	Evan Bush (TOT)	8	8	720	0	0	0	0	0	3	0	0	1	0
30	G	Evan Bush (VAN)	8	8	720	0	0	0	0	0	3	0	0	1	0
13	D	Derek Cornelius	13	11	1011	0	0	7	1	8	9	0	0	3	0
16	G	Maxime Crepeau	4	4	328	0	0	0	0	0	2	0	0	0	0
22	D	Erik Godoy	12	11	940	0	0	2	0	10	5	1	0	0	1
51	G	Thomas Hasal	9	8	752	0	0	0	0	1	4	0	0	2	0
20	D	Jasser Khmiri	5	5	387	0	0	2	0	4	1	0	0	2	0
1	G	Bryan Meredith	3	3	270	0	0	0	0	0	0	0	0	0	0
32	M	Patrick Metcalfe	7	2	200	0	0	0	0	2	4	0	0	0	0
62	M	Damiano Pecile	1	0	1	0	0	0	0	0	0	0	0	0	0
4	D	Ranko Veselinovic	18	16	1384	0	0	5	0	8	8	0	0	2	0
60	G	Isaac Boehmer	0	0	0	0	0	0	0	0	0	0	0	0	0
34	D	Gianfranco Facchineri	0	0	0	0	0	0	0	0	0	0	0	0	0
56	D	Georges Mukumbilwa	0	0	0	0	0	0	0	0	0	0	0	0	0
		Own-goals received				3									
		Team totals	23	23	2070	27	29	196	70	262	312	26	79	43	4
		Opponent totals	23	23	2070	44	46	379	131	312	262	32	162	39	5

GAME-WINNING GOALS: Lucas Cavallini 4, Tosaint Ricketts 2, Yordy Reyna 1, Jake Nerwinski 1
Cristian Dajome 1

GAME-WINNING ASSISTS: Fredy Montero 3, Ali Adnan 3, Russell Teibert 1, Andy Rose 1, Ryan Raposo 1
David Milinkovic 1, Cristian Gutierrez 1, Cristian Dajome 1
Michael Baldisimo 1

PENALTY KICK GOALS/ATTEMPTS: Fredy Montero 2-2, Lucas Cavallini 0-2

VANCOUVER WHITECAPS FC INDIVIDUAL GOALKEEPING

UNF	POS	GOALKEEPER	GP	GS	MIN	SHTS	SV	GA	GAA	PG	PA	W	L	T	SO
30	G	Evan Bush (TOT)	8	8	720	32	22	10	1.25	1	1	4	4	0	1
30	G	Evan Bush (VAN)	8	8	720	32	22	10	1.25	1	1	4	4	0	1
51	G	Thomas Hasal	9	8	752	50	35	14	1.68	1	1	4	4	0	1
16	G	Maxime Crepeau	4	4	328	22	12	10	2.74	1	1	1	3	0	1
1	G	Bryan Meredith	3	3	270	27	20	10	3.33	0	0	0	3	0	0
		Team totals	23	23	2070	131	89	44	1.91	3	3	9	14	0	3
		Opponent totals	23	23	2070	70	44	27	1.17	2	4	14	9	0	10

* = Played with other teams in 2020. Only Vancouver Whitecaps FC statistics listed here.



NON-PLAYOFF TEAMS

VANCOUVER WHITECAPS FC 2020 SCHEDULE

DAY	DATE	OPPONENT	RESULT	ATT.	W-L-T	POS.	PTS	NOTES:
Sat.	Feb. 29	Sporting KC	L 1-3	22,120	0-1-0	T8	0	VAN: Nerwinski (28); KC: Pulido (17) Kinda (39) Hurtado (95+)
Sat.	Mar. 7	at LA Galaxy	W 1-0	26,382	1-1-0	T6	3	VAN: Ricketts (74)
Wed.	July 15	San Jose	L 3-4		1-2-0	10	3	VAN: Adnan (7) own goal (22) Dajome (59); SJ: Rios (47+) Wondolowski (72) Alanis (81) Salinas (98+)
Sun.	July 19	at Seattle	L 0-3		1-3-0	10	3	SEA: Lodeiro (16) Morris (34) Ruidiaz (51)
Thu.	July 23	at Chicago	W 2-0		2-3-0	T8	6	VAN: Reyna (65) Dajome (71)
Tue.	Aug. 18	at Toronto FC	L 0-3		2-4-0	T8	6	TOR: Piatti (27,55) DeLeon (83)
Fri.	Aug. 21	at Toronto FC	L 0-1		2-5-0	T8	6	TOR: Laryea (14)
Tue.	Aug. 25	at Montreal	L 0-2		2-6-0	T10	6	MTL: Quioto (18) Lappalainen (40)
Sat.	Sept. 5	Toronto FC	W 3-2		3-6-0	T10	9	VAN: Cavallini (17) Baldisimo (57) Nerwinski (76); TOR: Osorio (25) Pozuelo (71)
Sun.	Sept. 13	Montreal	L 2-4		3-7-0	12	9	VAN: Bair (7) own goal (66); MTL: Okwonkwo (15) Taider (46+) Piette (51) Quioto (60)
Wed.	Sept. 16	Montreal	W 3-1		4-7-0	11	12	VAN: Montero (41,78) Dajome (44); MTL: Quioto (70)
Sat.	Sept. 19	at Real Salt Lake	W 2-1		5-7-0	T7	15	VAN: Milinkovic (53) Cavallini (84); RSL: Meram (81)
Wed.	Sept. 23	at Los Angeles FC	L 0-6		5-8-0	T9	15	LFC: Jakovic (2) Wright-Phillips (5,11) own goal (14,69) Rossi (33)
Sun.	Sept. 27	Portland	L 0-1		5-9-0	T10	15	POR: Mora (5)
Sat.	Oct. 3	at Seattle	L 1-3		5-10-0	T11	15	VAN: Montero (65); SEA: Paulo (46) own goal (53) Ruidiaz (58)
Wed.	Oct. 7	at San Jose	L 0-3		5-11-0	T11	15	SJ: Espinoza (50) Rios (66) Marie (93+)
Sat.	Oct. 10	Real Salt Lake	W 2-1		6-11-0	T10	18	VAN: own goal (71) Cavallini (75); RSL: Kreilach (37)
Wed.	Oct. 14	Los Angeles FC	W 2-1		7-11-0	T8	21	VAN: Cavallini (30,59); LFC: Atuesta (83)
Sun.	Oct. 18	at LA Galaxy	L 0-1		7-12-0	T8	21	LA: Koreniuk (90)
Sat.	Oct. 24	San Jose	W 2-1		8-12-0	T7	24	VAN: Adnan (51) Ricketts (57); SJ: Fierro (24)
Tue.	Oct. 27	Seattle	L 0-2		8-13-0	T7	24	SEA: Ruidiaz (54) Lodeiro (60)
Sun.	Nov. 1	at Portland	L 0-1		8-14-0	8	24	POR: Y. Chara (61)
Sun.	Nov. 8	LA Galaxy	W 3-0		9-14-0	9	27	VAN: Cavallini (24) Montero (43,91+)



NON-PLAYOFF TEAMS

VANCOUVER WHITECAPS FC – GAME-BY-GAME

#	Player	1	2	3	4	5	6	7	8	9	10	11	12	13	14	15	16	17	18	19	20	21	22	23
		KC	IA	SJ	SEA	CHI	TOR	TOR	MTL	TOR	MTL	MTL	RSL	LFC	POR	SEA	SJ	RSL	LFC	LA	SJ	SEA	POR	LA
		1-3	1-0	3-4	0-3	2-0	0-3	0-1	0-2	3-2	2-4	3-1	2-1	0-6	0-1	1-3	0-3	2-1	2-1	0-1	2-1	0-2	0-1	3-0
1	Bryan Meredith														90G	90G	90G							
3	Cristian Gutierrez																							
4	Ranko Veselinovic																							
6	Hwang Inbeom																							
7	David Milinkovic																							
9	Lucas Cavallini																							
11	Cristian Dajome																							
12	Fredy Montero																							
13	Derek Cornelius																							
14	Theo Bair																							
15	Andy Rose																							
16	Maxime Crepeau																							
17	Leonard Owusu																							
19	Janio Bikel																							
20	Jasser Khmiri																							
22	Erik Godoy																							
27	Ryan Raposo																							
28	Jake Nerwinski																							
29	Yordy Reyna																							
30	Evan Bush																							
31	Russell Teibert																							
32	Patrick Metcalfe																							
34	Gianfranco Facchineri																							
51	Thomas Hasal																							
53	Ali Adnan																							
54	Simon Collyn																							
55	Michael Baldisimo																							
56	Georges Mukumbilwa																							
60	Isaac Boehmer																							
62	Damiano Pecile																							
87	Tosaint Ricketts																							

"00" = 100 minutes played
 F/M/D/G = starting position



NON-PLAYOFF TEAMS

VANCOUVER WHITECAPS FC – GAME-BY-GAME LOG

Game #1	02/29/2020	VAN 1 vs KC 3	L	Nerwinski 1 (Milinkovic 1) 28
Game #2	03/07/2020	VAN 1 at LA 0	W	Ricketts 1 (Adnan 1, Raposo 1) 74
Game #3	07/15/2020	VAN 3 vs SJ 4	L	Adnan 1 (Hwang 1) 7; own goal (Judson) 22; Dajome 1 (Milinkovic 2) 59
Game #4	07/19/2020	VAN 0 at SEA 3	L	
Game #5	07/23/2020	VAN 2 at CHI 0	W	Reyna 1 (Adnan 2) 65; Dajome 2 (Reyna 1) 71
Game #6	08/18/2020	VAN 0 at TOR 3	L	
Game #7	08/21/2020	VAN 0 at TOR 1	L	
Game #8	08/25/2020	VAN 0 at MTL 2	L	
Game #9	09/05/2020	VAN 3 vs TOR 2	W	Cavallini 1 (Adnan 3, Baldisimo 1) 17; Baldisimo 1 (unassisted) 57; Nerwinski 2 (Rose 1, Adnan 4) 76
Game #10	09/13/2020	VAN 2 vs MTL 4	L	Bair 1 (Milinkovic 3, Baldisimo 2) 7; own goal (Camacho) 66
Game #11	09/16/2020	VAN 3 vs MTL 1	W	Montero 1 (penalty kick) 41; Dajome 3 (Milinkovic 4, Montero 1) 44; Montero 2 (Owusu 1) 78
Game #12	09/19/2020	VAN 2 at RSL 1	W	Milinkovic 1 (Dajome 1, Montero 2) 53; Cavallini 2 (Montero 3, Baldisimo 3) 84
Game #13	09/23/2020	VAN 0 at LFC 6	L	
Game #14	09/27/2020	VAN 0 vs POR 1	L	
Game #15	10/03/2020	VAN 1 at SEA 3	L	Montero 3 (penalty kick) 65
Game #16	10/07/2020	VAN 0 at SJ 3	L	
Game #17	10/10/2020	VAN 2 vs RSL 1	W	own goal (Martinez) 71; Cavallini 3 (unassisted) 75
Game #18	10/14/2020	VAN 2 vs LFC 1	W	Cavallini 4 (Dajome 2, Montero 4) 30; Cavallini 5 (Montero 5, Dajome 3) 59
Game #19	10/18/2020	VAN 0 at LA 1	L	
Game #20	10/24/2020	VAN 2 vs SJ 1	W	Adnan 2 (free kick) 51; Ricketts 2 (unassisted) 57
Game #21	10/27/2020	VAN 0 vs SEA 2	L	
Game #22	11/01/2020	VAN 0 at POR 1	L	
Game #23	11/08/2020	VAN 3 vs LA 0	W	Cavallini 6 (Gutierrez 1, Teibert 1) 24; Montero 4 (Adnan 5) 43; Montero 5 (Dajome 4, Gutierrez 2) 91+



NON-PLAYOFF TEAMS

VANCOUVER WHITECAPS FC – CUP COMPETITIONS – GAME-BY-GAME

MLS IS BACK KNOCKOUT

R16
KC
0-0

Player

1	Bryan Meredith	
3	Cristian Gutierrez	90D
4	Ranko Veselinovic	90D
6	Hwang Inbeom	72F
7	David Milinkovic	
9	Lucas Cavallini	90M
11	Cristian Dajome	
12	Fredy Montero	90D
13	Derek Cornelius	90F
14	Theo Bair	
15	Andy Rose	
16	Maxime Crepeau	90M
17	Leonard Owusu	
19	Janio Bikel	
20	Jasser Khmiri	
22	Erik Godoy	
27	Ryan Raposo	
28	Jake Nerwinski	90D
29	Yordy Reyna	18
31	Russell Teibert	90M
32	Patrick Metcalfe	
34	Gianfranco Facchineri	
51	Thomas Hasal	90G
53	Ali Adnan	90M
54	Simon Co.Lyn	
55	Michael Baldisimo	
56	Georges Mukumbilwa	
62	Damiano Pecile	
87	Tosaint Ricketts	

MLS IS BACK KNOCKOUT STAGE
R16 07/26/2020 VAN 0 vs KC 0 T (1-3 pens)

