

2023 BOSTON RED SOX

MEDIA GUIDE





Debra “Debbie” Matson

1956 - 2022

Longtime Red Sox employee Debbie Matson passed away on November 14, 2022, at her home in Roslindale, MA, after a three-year battle with cancer. A constant presence in the Public Affairs office for over 30 years, she began working for the Red Sox in 1986 and would go on to serve as Editor-in-Chief of hundreds of publications, also overseeing the photography department for many years. Debbie was kind, thoughtful, honest, and loyal. Her love for the Red Sox was trumped only by her unwavering love and support for her parents, whom she cared for selflessly until their passing.



2023 BOSTON RED SOX MEDIA GUIDE

4 JERSEY STREET 📍 BOSTON, MA 02215

Administration: 617-226-6000 📞 Tickets and General Information: 877-REDSOX9

Send Suggestions to: fanfeedback@redsox.com 📧 www.redsox.com

The Red Sox Organization

Fenway Sports Group.....	2-3
Red Sox in the Community.....	4-7
Front Office Directory.....	8-9

Red Sox Ownership & Club Executives

Principal Owner John W. Henry.....	10-11
Chairman Thomas C. Werner.....	12-13
Vice Chairmen David Ginsberg and Phillip H. Morse.....	14-15
Club Executives.....	16-27

The Red Sox Remember

The Red Sox Remember.....	28
---------------------------	----

2023 Red Sox

Coaching Staff.....	30-44
Major League Personnel.....	45-46
Baseball Research and Development.....	46-47
Sports Medicine and Performance.....	48-50
Red Sox Players.....	52-211
Red Sox Roster and Pronunciation Guide.....	212-213

2022 In Review

Season Recap and Highlights.....	216-217
Miscellaneous Statistics.....	218

Opponents

2023 Opponents.....	220-227
All-Time Opponent Leaders.....	227
Year-by-Year Records vs. Opponents.....	228-230

Individual Player Bios

Wilyer Abreu.....	52	Adam Duvall.....	96
Jorge Alfaro.....	53	Jake Faria.....	99
Greg Allen.....	55	Durbin Feltman.....	101
Dan Altavilla.....	57	Ryan Fitzgerald.....	102
Christian Arroyo.....	58	Niko Goodrum.....	103
Brayan Bello.....	62	Norwith Gudiño.....	105
Richard Bleier.....	64	Caleb Hamilton.....	106
Ryan Brasier.....	67	David Hamilton.....	108
Taylor Broadway.....	70	Kiké Hernández.....	109
Triston Casas.....	71	Ronaldo Hernández.....	114
Yu Chang.....	74	Tanner Houck.....	116
Kutter Crawford.....	76	Kenley Jansen.....	119
Narciso Crook.....	78	Zack Kelly.....	125
Bobby Dalbec.....	80	Corey Kluber.....	127
Matt Dermody.....	84	Christian Koss.....	131
Rafael Devers.....	86	Matthew Lugo.....	132
Jarren Duran.....	94	Elih Marrero.....	133

History

History of the Boston Red Sox.....	232-236
Ownership/Managerial History.....	237-238
All-Time Roster.....	239-249
Hall of Fame/Retired Numbers.....	250-256
Red Sox All-Time Teams.....	257
Award Winners.....	258-261
Red Sox in the All-Star Game.....	262-265
Fenway Park Information and History.....	266-277

Records

Club Records.....	278-285
Batting Records.....	286-304
Pitching Records.....	305-316
Fielding Records.....	317-322

Red Sox In The Postseason

Overall Results and Statistical Leaders.....	324-326
----------------------------------------------	---------

Player Development

Player Development and Scouting Staffs.....	328-336
Red Sox 2022 Draft.....	336
Minor League Affiliates.....	337-344
Minor League Players.....	345-376

Media Information

Media Relations Information.....	378-379
Red Sox on Television and Radio.....	380-382
Spring Training/JetBlue Park at Fenway South.....	383-384

Chris Martin.....	134	Stephen Scott.....	179
Bryan Mata.....	137	Ryan Sherriff.....	180
Reese McGuire.....	139	Chase Shugart.....	182
Wyatt Mills.....	142	Nick Sogard.....	183
Adalberto Mondesi.....	144	Trevor Story.....	184
Oddanier Mosqueda.....	147	Raimel Tapia.....	189
Chris Murphy.....	148	Justin Turner.....	191
Kaleb Ort.....	150	Enmanuel Valdez.....	196
James Paxton.....	152	Alex Verdugo.....	198
Daniel Palka.....	156	Brandon Walter.....	202
Nick Pivetta.....	158	Garrett Whitlock.....	204
Ceddanne Rafaela.....	162	Josh Winckowski.....	207
Rob Refsnyder.....	164	Connor Wong.....	209
Joely Rodriguez.....	167	Masataka Yoshida.....	211
Chris Sale.....	169		
Victor Santos.....	176		
John Schreiber.....	177		

The 2023 Boston Red Sox Media Guide is produced by the **Red Sox Baseball Communications & Media Relations Department**: Abby Murphy, Justin Long, Daveson Pérez, Devin Benson, Carlos Villoria-Benítez, and Raleigh Clark. **Additional Contributions**: Sarah Coffin, Zineb Curran, Adam Grossman, Pam Kenn, Kyle Montemagno, Tyler Petropoulos, and Liam Stephanos. **Printing**: MassPrinting. **Cover Design**: Nick Sciaratta. **Photography**: Billie Weiss, Maddie Malhotra, Michael Ivins, Cindy Loo, Brita Meng-Outzen, and Brearley Collection. **Statistical Assistance**: Elias Sports Bureau, Baseball Reference, and Major League Baseball. Copyright Boston Red Sox, ©2023. All rights reserved.

Fenway Sports Group

For over 20 years, Fenway Sports Group (FSG) has taken cherished and iconic clubs to historic heights. The company's stewardship philosophy focuses on preserving, protecting, and enhancing the organizations it acquires while making strategic investments in innovative sports and entertainment companies. FSG's success is rooted in the talent and skill of the individuals who run its various enterprises and excel at artfully combining modern innovation with history and tradition.

What began as a group of like-minded investors in 2001 with the acquisition of the Boston Red Sox, Fenway Park, and the New England Sports Network (NESN) has since grown into a global portfolio featuring some of the most iconic brands and venues in sports. Initially guided by a desire to break an age-old curse, renovate one of baseball's oldest operating ballparks, and reinvigorate a team renowned for its passionate fan base and unreachable potential, FSG now stands as a global sports, marketing, media, entertainment, and real estate company.

Anchored by three iconic clubs in the Red Sox, Liverpool Football Club (LFC), and the Pittsburgh Penguins, the FSG portfolio also includes a 50 percent stake in NASCAR's Roush Fenway Keselowski (RFK) Racing, and 80 percent of NESN. Additionally, FSG has founded and built two companies: in 2004, it established global sports marketing and consulting firm Fenway Sports Management (FSM), and a year later, created Fenway Sports Group Real Estate (FSGRE) to oversee the acquisition, development, and management of FSG properties in the Fenway neighborhood of Boston and in Southwest Florida.

Winning championships is at the core of FSG's success and global expansion. An embrace of analytics along with a deep respect for the intangibles of sports that go beyond the realm of data and science has enabled the company to breathe new life into two teams and acquire a third poised for even greater success. The Red Sox have amassed four World Series Championships during FSG's tenure, one of which ended an 86-year drought. In less than a decade, FSG took LFC to the pinnacle of world football, winning every club trophy available, including the team's first League title in 30 years, its sixth European Cup, and first ever FIFA Club World Cup.

Equally important to FSG's championship success has been the care, art, and investment that have gone into transforming two of the world's most beloved and hallowed sports venues. Fenway Park and Anfield Stadium, dismissed as relics of a prior era, underwent ambitious redevelopment to become spectacular year-round entertainment destinations that preserve the charm and integrity with which they were built over a century ago. FSG also oversaw the design and construction of JetBlue Park, the Red Sox' Spring Training and player development complex in Fort Myers, Florida, as well as the construction of a new elite training complex for Liverpool and its Academy, the AXA Training Centre in Kirkby.

The leaders of FSG believe that they are not so much owners but stewards of a public trust with a direct responsibility to the fans who represent the soul of these franchises, as well as to the communities their teams call home. The company has helped transform a tradition of giving into an exemplary model of sports philanthropy with the most socially conscious clubs in sports. More than \$104 million in charitable contributions have been made through the Red Sox Foundation to support the New England and Fort Myers communities, and the LFC Foundation has helped more than 83,000 people from the most deprived areas of the United Kingdom, while delivering £25 million in health benefits and putting £8 million directly into the local economy.

In March 2021, FSG signaled its desire for further expansion and brought on new investors RedBird Capital, LeBron James, and Maverick Carter. Six months later, FSG was one of four companies that made a significant minority investment in The SpringHill Company (TSHC), a thriving content company defined by the empowerment of creators and athletes led by James and Carter.

Ten years after entering the global stage with the purchase of Liverpool Football Club, FSG continued to realize its plans for growth when it gained a controlling interest in the Pittsburgh Penguins. As a premier National Hockey League franchise with a rich history, vibrant fan base, and an enduring commitment to the local community, the five-time Stanley Cup Championship team fit perfectly into FSG's investment thesis of acquiring blue chip sports properties.

FSG continued to grow in 2022 when its real estate division (FSGRE) opened the doors of a new, state-of-the-art, 5,000-person entertainment venue, the MGM Music Hall at Fenway. In addition to the brick-and-mortar venue, the company continued to align itself with top-flight athletes making investments in companies affiliated with LeBron James (LRMR), Naomi Osaka (Hana Kuma/The SpringHill Company) as well as Tiger Woods and Rory McIlroy (TMRW Sports).

While the next chapter of FSG's evolution continues to be written, the company's core aspirations remain unchanged: an insatiable desire to win championships, an ingrained commitment to be active participants in its communities, and a dedication to honor the spirit and intensity of a global fan base that has the power to change the course of any given game. With these fundamental commitments, FSG hopes to leave each of its organizations stronger for the next generation.





FENWAY SPORTS GROUP LEADERSHIP

John W. Henry (Principal Owner)

Thomas C. Werner (Chairman)

Michael Gordon (President)

David Ginsberg & Phillip H. Morse (Vice Chairmen)

Ed Weiss (EVP/Corporate Strategy & General Counsel)

Julie Swinehart (Chief Financial Officer)

Greg Morris (Special Advisor to the Chief Financial Officer)

FENWAY SPORTS GROUP PARTNERS

Theodore Alfond	Linda Pizzuti Henry	Bruce Rauner
William Alfond	Jimmy Iovine	RedBird Capital Partners
Arctos Sports Partners	Mitchell Jacobson	Frank Resnek
Maverick Carter	LeBron James	Steve Somers
Thomas R. DiBenedetto	Gary Kaneb	Laura Trust
Michael Egan	Sam Kennedy	Paul Wachter
Patrick Egan	Seth Klarman	Herb Wagner
Chris Fillo	Larry Lucchino	Richard W. Warke
David Ginsberg	Henry McCance	Teddy Werner
Michael Gordon	Phillip H. Morse	Thomas C. Werner
John W. Henry	Michael Pucker	

FENWAY SPORTS GROUP PROPERTIES

Boston Red Sox (Sam Kennedy, President & CEO)

Fenway Sports Management (Mark Lev, President)

FSG Real Estate (Jonathan Gilula, Managing Director)

Liverpool Football Club (Billy Hogan, CEO)

New England Sports Network (Sean McGrail, President & CEO)

Pittsburgh Penguins (Kevin Acklin, President of Business Operations)

RFK Racing (Steve Newmark, President)

Red Sox in the Community



Red Sox Foundation: The Heart of Red Sox Nation

After taking ownership of the Red Sox in 2002, John Henry, Tom Werner, Larry Lucchino and their partners founded and funded the **Red Sox Foundation** as part of their philanthropic commitment and responsibility. From that day forward, the Foundation has been uniquely positioned to leverage the iconic brand of the Boston Red Sox and harness the passion of the greatest fans in baseball in order to make lasting impact in our communities.

Today, the Foundation is one of the largest team charities in Major League Baseball, strategically using its platform to be a leading source of hope and positivity off the field. It is the Foundation's mission to make a difference in the lives of youth, families, Veterans, and communities in need by improving health, educational and recreational opportunities. We are able to work towards this mission by coupling our year-round, direct-service programming with our grant-making initiatives and core partnerships. We utilize a unique model as a 501(c)(3) nonprofit organization to effectively triple our impact in New England and Lee County, Florida. With the generosity of Red Sox Nation, our work has transformed and saved lives, resulting in a total investment of over \$112 million since 2002.

Our unique model and incredible investment from Red Sox Nation has allowed us to support our communities in many key ways since our inception. First, the Red Sox Foundation has donated to over 2,200 mission-aligned organizations in New England and Southwest Florida since its creation in 2002. Second, through our partnerships with best-in-class organizations in health care, the Red Sox have helped raised over \$162 million for cancer treatment and research for The Jimmy Fund, supported more than 30,000 veterans and their families suffering from the "invisible wounds of war" with the Home Base Program, and helped the Dimock Center serve 20,000 patients annually with health and human services. Third, the Foundation's self-run education and youth baseball and softball programs have supported 337 Boston Public School students with college scholarships and mentorships through its Red Sox Scholars program, awarded over 1,600 scholarships to graduating high school seniors in New England and Lee County, and provided access and opportunity for more than 2,000 urban youth to play baseball and softball through its RBI program in Boston and Lawrence.

Finally, the Red Sox became the first 2-time winner of the **Allan H. Selig Award for Philanthropic Excellence**. The club earned the inaugural award in 2010 for the Red Sox Scholars program, then won again in 2019 for the Home Base program.



— RED SOX —
FOUNDATION™

RED SOX FOUNDATION BOARD

Thomas C. Werner (Chairman)	Bridget Terry Long
Katie Burke	Sean McGrail
Maverick Carter	Corey Thomas
David Friedman (Counsel & Clerk)	Tim Wakefield (Honorary Chairman)
Chad Gifford	Linda Whitlock
Linda Pizzuti Henry	Tim Zue (Treasurer)

The Red Sox and the Jimmy Fund: Teammates for Life

No cause is more deeply rooted in the fiber of the Red Sox than the fight against cancer. It was that way when Ted Williams would visit the young patients of legendary doctor Sidney Farber on his way to Fenway Park in the 1940s, it is that way today, and it will remain that way until cancer has been vanquished.

The enduring partnership between the Red Sox and the Jimmy Fund, which officially started in 1953, has raised more than \$162 million for cancer treatment and research. As the partnership's primary fundraising initiative, the annual Red Sox Jimmy Fund Radio-Telethon on WEEI and NESN has raised more than \$64 million since the telethon's inception in 2002.

Over the years, the partnership between the Red Sox and the Jimmy Fund has been strengthened by countless interactions between players and patients, whether in the clinic's playroom, beside hospital beds, or in front of the Red Sox' dugout at Fenway Park. In 2003, Jimmy Fund teens visited Fenway South in Fort Myers, FL, in what became an annual trip that provided the children with a VIP weekend experience during spring training. During the COVID-19 pandemic, the Red Sox and the Jimmy Fund adapted to the unprecedented times, temporarily replacing in-person visits with virtual programming, including "Bingo Nights" with Red Sox players.

Ted Williams' final visit to the Jimmy Fund Clinic was in July 1999, just before MLB's All-Star game at Fenway Park. Red Sox players have carried that torch in the 21st century, with Nate Eovaldi, Mitch Moreland, Brock Holt, Pablo Sandoval, Will Middlebrooks, David Ross, Jarrod Saltalamacchia, Daniel Bard, Tim Wakefield, and Clay Buchholz all serving as Jimmy Fund Captain during their time with the Red Sox.



Social Justice, Equity, and Inclusion

In early June of 2020, Red Sox President & CEO Sam Kennedy wrote a call to action to our front office and our fans outlining the organization's commitment to racial justice. The note stated that we stand with those who are working to achieve racial equity, recognized that we have work to do ourselves, and spoke of our obligation to amplify the voices of those who share our values, but may not share our platform.

Since that memo, we have collected and communicated resources, celebrated holidays that were admittedly new to many of us, disclosed the number of incidents at Fenway Park involving racial slurs, and supported the efforts of our players and coaches in the important work that they are doing in this space.

With this renewed focus on social justice, equity and inclusion on and off the field, the Red Sox and Red Sox Foundation determined the most effective way for our organization to effect change was by focusing our efforts internally, within our own organization. While we continue to use Red Sox and Red Sox Foundation public platforms to promote racial and social justice causes that align with our core values, the bulk of our work is focused on ways to promote diversity, equity and inclusion within our ballpark and front office and with our field staff. Examples include the creation of Employee Resource Groups (ERGs), a Mentorship Program, Race-Based Roundtables, and Education & Trainings for all staff and players.

Our work will be ongoing and will encompass the vision of the Red Sox and Red Sox Foundation to build a more just, equitable community for all.

Red Sox in the Community, Continued

The Home Base Program

When the Red Sox went to Washington, D.C., in the aftermath of their World Series victories in 2004, 2007, 2013, and 2018, they did so at the invitation of the White House, Presidents Bush, Obama and Trump paying tribute to their success. The Sox appreciated the honor, but the trips to the nation's capital would take on a deeper and more lasting meaning, one inspired by their visits after each ceremony to the military personnel recovering from their wounds in the Walter Reed Army Medical Center and associated hospitals. Red Sox Foundation Chairman, Tom Werner, was so moved that he knew he needed to find a way that the ball club could make a positive impact on the lives of those who had given so much in service to their country. His vision inspired the club to partner with Massachusetts General Hospital to create the Home Base Program.

Along with the team's decades-long commitment to the Jimmy Fund, the Home Base Program has become a focal point of the team's community outreach, one that has provided an extraordinary support system to wounded veterans and their families.

The Home Base Program is the first partnership of its kind in the nation between an academic medical center and a Major League Baseball team. As a National Center of Excellence, Home Base operates the largest private-sector clinic in the nation devoted to healing invisible wounds such as post-traumatic stress disorder and traumatic brain injury. Since its inception, Home Base has served more than 30,000 veterans and family members with care and support, provided over 85,000 on-line and in-person training sessions to clinicians, educators, first responders and community members nationally, and remains at the forefront of discovering new treatments. In September 2018, Home Base officially opened the doors to its new, state-of-the-art facility in the Charlestown Navy Yard. The center has doubled Home Base's capacity, providing the space and resources needed to significantly enhance the mental health care and support services provided to service members, Veterans, and their families.

The Red Sox Foundation to date has raised over \$38 million for the program, with the majority raised through its annual Run to Home Base. The 13th Annual Run to Home Base presented by Raytheon Technologies returned back to Fenway Park on July 30, 2022. Over 1,800 participants came together, both in-person and virtually, to raise critical funds for our Veterans, Service Members and their families. Later that day, the Boston Red Sox honored and paid tribute to Black Veterans, Service Members and their contributions as part of a special, on-field pregame ceremony.



The Red Sox and Dimock: Simply Saving Lives

In the heart of the city, at the soul of its core, sits an institution that tackles the toughest issues. With a mission to heal and uplift individuals and families, Dimock endeavors to redefine the model of a healthy community by creating equitable access to comprehensive health care and education. The Red Sox Foundation, a supporter for 19 years, is one of the largest contributors to Dimock, which serves 20,000 patients annually with health and human services. John W. Henry—together with more than 200 Front Office employees, including our Baseball Operations Team, Aramark and other corporate sponsors—have personally volunteered at this Roxbury institution. We are proud to champion Dimock and the impact they're making in response to the pandemic to ensure individuals and families continue to have equitable access to critical services.

In 2022, the Red Sox Foundation made many generous contributions to meet the needs of people in our shared community. In addition to offering financial support, the Foundation participated in several volunteer projects on Dimock's campus, provided donated tickets to Dimock staff, and held a holiday lunch for their patients with the support of Takeda. The Foundation was also able to provide the Dimock Center with time on NESN Red Sox broadcasts to spread the word about the incredible work they are undertaking.

Red Sox Scholars: Education for Life

The mission of our Red Sox Scholars program is to empower Boston's youth to pursue their goals to, through and beyond college by providing mentorship and access to academic, professional and social opportunities. The Red Sox Scholars, presented by Beth Israel Deaconess Medical Center, is a college success program that awards a \$10,000 college scholarship to 12 Boston Public School 7th graders each year. The Foundation then provides academic, professional, and social support to the students for the next nine years to ensure they graduate from college with as little debt as possible and are prepared to enter the workforce, as well as feeling part of a family of resources for years to come. Since the program's creation, the Foundation has engaged and empowered 337 students. The Foundation was proud to welcome its 20th cohort to our Red Sox Scholars family in 2022.



Youth Baseball and Softball Programs: Play Ball for Life

The Red Sox fully returned to several youth programs in 2022, after a brief hiatus caused by the coronavirus pandemic in 2020 and 2021:

RBI (Reviving Baseball and Softball in Inner Cities): Our vision is for every young person in New England to have access and opportunity to play baseball and softball. As such, the Red Sox Foundation runs the RBI and Jr. RBI Leagues, which annually serve 2,000 boys and girls, ages 5 to 18, in Boston and Lawrence. RBI provides team equipment, uniforms, field access and umpires at no cost to players and their families, and supports a cohort of dedicated coaches who use baseball and softball as a platform to teach core values of teamwork, respect and leadership.

YOUTH LEAGUES: The Red Sox Foundation has provided support to Little League and other youth programs across New England. In 2022, the Foundation supported 144 little leagues with \$500 stipends!

BOSTON AREA CHURCH LEAGUE: Since 2002, the Red Sox have helped to nurture the Boston Area Church League, which the club created with former Boston Mayor Thomas M. Menino on August 8, 2002. Children played Saturday doubleheaders with pastors as coaches, police as umpires, and assistant district attorneys as volunteers. Several hundred children then enjoyed a Red Sox game at Fenway Park, and relationships created on the ball field carried over into the neighborhoods.

RED SOX CHILDREN'S RETREATS: From 2003-19, the Red Sox helped operate Red Sox Children's Retreats at the Ron Burton Training Village in Hubbardston, MA. In a partnership announced on December 13, 2002, shortly before the Boston Patriots' ailing football star passed away, his son and namesake, a longtime member of the Red Sox, brought children from neighborhoods long on asphalt and short on grass to weekends at the verdant camp created by this remarkable sports family. The children used the lure of sports to learn harmony, life skills, love, and fellowship.

LINDOS SUEÑOS: For 15 years from 2004-18, the Red Sox operated their Lindos Sueños Program, in which American teens traveled to the Dominican Republic to play baseball and engage in community service projects with their teenage counterparts from the island. More than 100 Boston-area teens have participated. It is a remarkable experience to see how quickly socioeconomic backgrounds and different languages give way to unity through the language and heart of baseball. The Lindos Sueños Program, which will make its return in 2023, is sponsored by jetBlue and the Red Sox Foundation.

PLAY BALL EVENTS: In collaboration with MLB, the Foundation's Play Ball Events introduce youth in underserved communities to the game in a fun, informal setting. In 2022, over 1,500 youth participated in 9 events across New England, including a Fantasy Day on-field clinic at Fenway Park with participants from Best Buddies, RBI Boston Softball and RBI Lawrence Baseball.



Boston Red Sox Front Office Directory

Principal Owner: John W. Henry | **Chairman:** Thomas C. Werner
President and CEO: Sam Kennedy
Chief Baseball Officer: Chaim Bloom | **General Manager:** Brian O'Halloran
Special Assistants: Pedro Martinez, David Ortiz, Tim Wakefield

Executive Management Team

EVP, Chief Strategy Officer	David Beeston
EVP, Ticketing, Concerts & Events	Ron Bumgarner
EVP, Assistant General Manager	Raquel Ferreira
EVP, Legal & Government Affairs and Chief Compliance Officer	David Friedman
EVP, Chief Operating Officer	Jonathan Gilula
EVP, Chief Marketing Officer	Adam Grossman
EVP, Partnerships	Troup Parkinson
EVP, Assistant General Manager	Eddie Romero
EVP, Social Impact & Executive Director, Red Sox Foundation	Rebekah Salvasser
EVP, Chief People & Culture Officer	Amy Waryas
EVP, FSG Corporate Strategy & General Counsel	Ed Weiss
EVP, Chief Financial Officer	Tim Zue
SVP, Baseball Operations	Ben Crockett
SVP, Chief Communications Officer	Zineb Curran
SVP, Assistant General Manager	Mike Groopman
SVP, Chief Experience Officer	Sarah McKenna
SVP, Ballpark Operations	Pete Nesbit

Baseball Operations & Administration

VP, Amateur Scouting & Player Development	Paul Toboni
VP, Sports Medicine & Performance	Brad Pearson
Director, Major League Operations	Mike Regan
Director, Team Travel	Mark Cacciatore
Manager, Major League Operations & Professional Scouting	Alex Gimenez
Executive Assistant & Manager, Staff Support	Erin Mylett Cox
Home Clubhouse Manager	Tom McLaughlin
Visiting Clubhouse Manager	Edward "Pookie" Jackson
Sports Medicine Administrative Manager	Elana Webb
Clubhouse Assistant	John Coyne
Assistant, Baseball Operations	Matt Sauers
Assistant, Major League Operations	Anna Clemson

Baseball Research & Development

Director, Baseball Systems	Mike Ganley
Director, Baseball Analytics	Joe McDonald
Director, Education and Process Analysis	Greg Rybarczyk
Senior Developer & Team Lead	Connor McCann
Senior Developers, Baseball Systems	Fred Hubert, Kim Eskew
Developers, Baseball Systems	Deven Swiergiel, Eric Last
Senior Data Engineer, Baseball Systems	John Smith
Assistant Director, Baseball Analytics & Research Development	Spencer Bingol
Assistant Director, Baseball Analytics & Player Evaluation	Dan Meyer
Data Engineers, Baseball Systems	Kameron Wells, Drew Paszek,
.....	Vince Fitzpatrick, Benjamin Strauss
Manager, Baseball Analytics	Brad Alberts
Manager, Major League Strategic Information	Dave Miller
Analysts, Baseball Analytics	Lily Amadeo, Tyler Burch,
.....	Nate Hawkins, Sam Larson, Katy McKeough,
.....	Kayla Mei, Jimmy O'Donnell, Jonathan Waring
Technology Specialist, Baseball Systems	Javin Vincelette
Clubhouse Analysts	Devin Rose, Joe Cronin
Analyst, Major League Strategic Information	Jeb Clarke
Assistants, Baseball Analytics	Coby Schneider, Scott Steinberg
Major League Assistant, Baseball Systems	Tyler Forgiome
Minor League Assistant, Baseball Systems	Sam Denomme

Minor League Operations

Director, Player Development	Brian Abraham
Director, Hitting Development & Program Design	Jason Ochart
Assistant Director, Player Development	Chris Stasio
Director, Pitching Development	Shawn Haviland
Manager, Minor League Operations	Patrick McLaughlin
Coordinator, Baseball Development	Jordan Elkary
Coordinator, Player Development	David Besky
Coordinator, Player Education	Hilda Ramirez
Assistant, Florida Baseball Operations	Stephen Aluko
Minor League Equipment Manager	Mike Stelmach
Minor League Assistant Equipment Manager	RJ Warner
Minor League Clubhouse & Equipment Assistant	Cole Filosa

Scouting

VP, Scouting Development & Integration	Gus Quattlebaum
VP, Scouting	Michael Rikard
Director, Professional Scouting	Harrison Slutsky
Co-Directors, International Scouting	Todd Claus, Rolando Pino
Director, Amateur Scouting	Devin Pearson
Director, Latin American Operations	Alberto Mejia
Assistant Director, Professional Scouting	Mark Heil
Manager, International Scouting	Marcus Cuellar
Coordinator, Amateur Scouting	Jake Bruml
Assistants, Professional Scouting	Michael Vetter, Margaret Zimmer
Assistant, Amateur Scouting	Mark Sluys

Baseball Strategy/Personnel

Director, Baseball Strategy/Personnel	Andrew Mack
Manager, Baseball Strategy/Personnel	Aidan Donovan
Coordinator, Baseball Strategy/Personnel	Michael Cifuentes

Business Affairs

EVP, Chief Operating Officer	Jonathan Gilula
VP, Special Projects	Fred Olsen
Director, Business & Government Affairs	Claire Durant

Ballpark Operations

SVP, Ballpark Operations	Pete Nesbit
Senior Director, Grounds	Dave Mellor
Assistant Director, Grounds	Derek Gauger
Specialist, Grounds	Jedidiah Saverse
Coordinator, Grounds	Devin Fitman
Director, Security & Emergency Services	Colm Lydon
Assistant Director, Event Security & Ops	Mike Gunnings
Coordinator, Event Security & Operations	Juliana Rush
Supervisor, Security & Emergency Services	Angel Santiago
Director, Ballpark & Game Day Operations	Ryan Kozul
Coordinator, Security & Game Day Operations	Michael Pierce
Senior Manager, Event Operations	Chris Chirichiello
Manager, Concessions and Merchandise	Olivia Bones
Coordinator, Office Services	Nicole Tiffany

Facilities Management

VP, Facilities Management	Jonathan Lister
Facilities Superintendent	Donnie Gardner
Director, Facilities Planning & Services	Alex Spader
Manager, Facilities Planning & Services	Robyn Pacini
Manager, Ballpark Presentation	Jordan Mendelsohn
Manager, Ballpark Logistics	Paul Boutiette
Coordinators, Ballpark Logistics	George Thornton, Jalen Jones

Red Sox Productions

SVP, Chief Experience Officer	Sarah McKenna
VP, Red Sox Productions	John Carter
Chief Engineer	Jason Notermann
Director, Red Sox Productions	Steve Roman
Senior Managers, Red Sox Productions	Luke Fraser, Kellan Redd, Stacey Lamboni
Productions Coordinator	Marcel Johnson

Fan Services & Entertainment

SVP, Chief Experience Officer	Sarah McKenna
Director, Fan Services & Entertainment	Jovan Holland
Manager, Fan Services & Entertainment	Kali Richards
Coordinators, Fan Services & Entertainment	Aidan Park, Karen Zenteno

Fenway Park Tours

SVP, Fenway Park Tours, Engagement & Experiences	Marcita Thompson
Senior Manager, Group Tour Sales	Angel Escalante
Fenway Park Tours Coordinator	Angel Escalante

Florida Business Operations

General Manager, Florida Operations & JetBlue Park	Shawn Smith
Senior Manager, Florida Business Operations	Brennan Whitley
Senior Manager, Business Development	Allison Bucci

Corporate Communications

SVP, Chief Communications Officer	Zineb Curran
Director, Corporate Communications	Katelyn Reilly
Senior Specialist, Corporate Communications & Government Affairs	Sonya Bhabhalia

Executive Administration

Special Assistant to the Principal Owner	Sylvia Moon
Special Assistant to President of FSG & President/CEO of Boston Red Sox	Jamie Doron
Executive Assistant to the Chairman, Boston Red Sox and Red Sox Foundation	Kelley Rogers
Executive Assistant & Senior Manager, Legal Operations	Caitlin Klicher
Executive Personal Assistant to The Henry Family	Brienne Hart
Senior Advisor to the President/CEO	Ron Burton

Finance, Analytics & Information Technology

EVP, Chief Financial Officer	Tim Zue
------------------------------------	---------

Finance

SVP, Finance	Ryan Oremus
VP, Financial Planning & Operations	Ryan Scaffidi
Director, Payroll & Administration	Cathy Fahy
Senior Accounting Manager	Emily Van Dam
Senior Manager, Financial Planning & Operations	Rob Winter
Manager, Finance & Accounting	Sofia Paparella
Senior Accountant	Kelsey Gee
Financial Analyst	Nick Curry
Staff Accountant	James Murphy
Specialists, Accounting Operations	Julia Fieldsend, Brenna Peterson

Boston Red Sox Front Office Directory, Continued

Business Analytics & Intelligence

SVP, Data, Intelligence & Analytics.....	Jonathan Hay
Senior Director, Research, Insights & Analytics.....	Kurt Zwald
Director, Business Analytics.....	Patrick Kelley
Senior Manager, CRM.....	Ben Nickerson
Data Architect.....	George Hom
Business Insight Analyst.....	Grant Sherman
Business Analyst.....	Marlee Masters

Information Technology

SVP, Chief Technology Officer.....	Brian Shield
VP, IT Operations.....	Randy George
VP, Software Engineering.....	Dan White
Director, IT Operations.....	Ryan Oreste
Director, Network Services.....	Matt Salmeri
Senior Manager, IT Client Support.....	Elizabeth Barnes
Manager, Software Engineering.....	Michael Bottomley
Manager, Cyber Security.....	Ariana Giunta
Software Engineer.....	Michelle Meredith
Help Desk Lead.....	Kevin Tse

Government & Neighborhood Affairs

EVP, Legal & Government Affairs and Chief Compliance Officer.....	David Friedman
Director, Business & Government Affairs.....	Claire Durant
Senior Specialist, Corporate Communications & Government Affairs.....	Sonya Bhabhalia

People & Culture

EVP, Chief People & Culture Officer.....	Amy Waryas
VP, Talent & Employee Experience.....	Juan Ruiz-Hau
Director, Total Rewards & HRIS.....	Benjamin Coakley
People & Culture Manager.....	Kara Buckley
Talent Acquisition Manager, Baseball Operations.....	Molly Harris
Diversity, Equity, Inclusion & Belonging Manager.....	Michael Lara
Manager, Learning & Development, Baseball Operations.....	May Peckham
Senior Total Rewards Specialist.....	Emily Durfee
Talent Acquisition Specialist, Business Operations.....	Katie Kelly
People & Culture Coordinator.....	Catie Naughton
People Operations Coordinator.....	Charlotte Plakans

Legal

EVP of Corporate Strategy and General Counsel, FSG.....	Ed Weiss
EVP Legal & Government Affairs and Chief Compliance Officer.....	David Friedman
SVP, Assistant General Counsel, FSG Boston.....	Elaine Steward
VP, Assistant General Counsel, FSG Boston.....	Icar Garcia, Mandy Petrillo
Counsel.....	Cameron Hammel
Senior Manager, Legal Operations & Executive Assistant to General Counsel.....	Caitlin Kilcher
Senior Project Manager, IT & Legal Affairs.....	Christina Logee

Marketing, Creative Services & Media Relations

EVP, Chief Marketing Officer.....	Adam Grossman
-----------------------------------	---------------

Marketing

SVP, Marketing & Broadcasting.....	Colin Burch
Director, Marketing.....	Kelsey Doherty
Senior Manager, Digital & Multicultural Marketing.....	Beatriz Lopez
Senior Coordinator, Digital Marketing.....	Bryana Wise
Senior Social Media Specialist.....	Maria Schroeder
Senior Coordinator, Experiential Marketing.....	Kendall Ely
Marketing Coordinator.....	Rachel Blackman

Creative Services

VP, Creative Services & Content.....	Tim Heintzelman
Director, Creative Services & Photography.....	Billie Weiss
Design Director.....	Marissa McClain
Senior Graphic Designer.....	Nick Sciaratta
Graphic Designer, Marketing Specialist.....	Yewande Salako
Graphic Designer, Brand Specialist.....	Ryan Patrick
Staff Photographer.....	Madeline Malhotra

Baseball Communications & Media Relations

Directors, Baseball Communications & Media Relations.....	Abby Murphy, Justin Long
Manager, Baseball Communications & Media Relations.....	Davison Pérez
Specialist, Baseball Communications & Media Relations.....	Devin Benson
Coordinator/Interpreter.....	
Baseball Communications & Media Relations.....	Carlos Villoria-Benitez
Coordinator, Baseball Communications & Media Relations.....	Raleigh Clark

Partnerships

EVP, Partnerships.....	Troup Parkinson
------------------------	-----------------

Corporate Sponsorships & Client Services

SVP, Client & Sponsor Services.....	Marcell Bhango
Senior Director, Client Services.....	Sean Walsh
Director, Partnership Operations.....	Baily Douglass
Director, Partnership Activation.....	Amanda Heglin
Senior Manager, Business Development.....	Allison Bucci
Senior Manager, Client Services.....	Alexandria Kraus
Manager, Client Services.....	Ollie Rothmann
Coordinators, Client Services.....	Nicole Birsner, Sydney Chabot
Coordinator, Client Services & Limited Partners.....	Adam Moskus
Specialist, Partnership Activation.....	John Carey
Coordinator, Partnership Activation.....	Andrew Ross

Community, Alumni & Player Relations

SVP, Community, Alumni, & Player Relations.....	Pam Kenn
Senior Director, Club Relations.....	Jack McCormick
Director, Community & Player Relations.....	Caitlin Hanley
Manager, Community & Player Relations.....	Olivia Irving
Alumni Relations Manager & Team Curator.....	Sarah Coffin
Coordinator, Community Relations.....	Nate Montero

Strategy & Growth

EVP, Chief Strategy Officer.....	David Beeston
VP, Strategy & Growth.....	Samantha Barkowski
Director, Strategy & Growth.....	Paul McCarthy
Research Analysts.....	Keon Mesghali, Miles Shipp
Special Assistant, EVP Chief Strategy Officer.....	Lucas Malloy
Senior Advisor to the President, Strategic Planning.....	Michael Porter

Ticketing, Fenway Park Events, Concerts

EVP, Ticketing, Concerts & Events.....	Ron Bumgarner
----------------------------------------	---------------

Ticketing

SVP, Ticketing.....	Richie Beaton
SVP, Ticket Services and Operations.....	Naomi Calder
Senior Director, Ticket Services.....	Jenean Rombola
Director, Season Ticket Services.....	Mike Cometa
Director, Ticket Strategy & Promotions.....	Travis Pollio
Assistant Director, Ticket Systems Administration.....	Matthew VanDeusen
Assistant Director, Ticket Fulfillment & Operations.....	Peter Fahey
Senior Manager, Ticket Services.....	Ben Dorman
Senior Manager, Ticket Technology & Operations.....	Matthew Crawford
Ticket Settlement Administrator.....	Curtis Chin
Senior Account Specialist, Season Ticket Services.....	Tarah Reardon
Account Executives, Season Ticket Services.....	Francisco Lopez,
Ray Marceau, Kidane Hypolite, Eileen Hedger, John Lluvera	
Junior Season Ticket Account Executives.....	John Sullivan, Elias Connor
Ticket Services Associates.....	Michael Miklos, Karina Provost,
Brooke Schwab, Virgil Harrell III	

Ticket Sales

SVP, Ticket Sales.....	William Droste
Senior Director, Red Sox Sales Academy & Season Ticket Sales.....	David Baggs
Senior Director, Group Sales.....	Carl Grider
Senior Director, Premium Sales & Services.....	Brendan Hankard
Manager, Premium Sales & Concerts.....	Kyle Raynor
Senior Account Executive, Premium Sales.....	Ben Morse
Senior Manager of Game Events & Services.....	Casey Devane
Manager, Group Sales.....	Matt Tieri
Account Executives, Group Sales.....	Adam Polsky, Seth Shuman, Hannah Gailey
Manager, Group Sales, Hospitality.....	Josh Karnett
Manager, Game Events & Services.....	Ryann Starnes
Coordinators, Game Events & Services.....	Noah Sullivan,
Brady Gardner, Jackson Cote, Marcus Chery	
Senior Manager, Red Sox Sales Academy.....	Sandor Kopitz
Senior Account Executive, Premium Season Ticket Sales.....	Eric Eisenberg
Account Executives, Premium Season Ticket Sales.....	Matt Gladstone, Cece Lesnick
Inside Sales Representatives.....	Jack Carpenter, Julia Johnson,
Ava Keller, Lindsey Cole, Henry Dodds, Ashlyn Gergins	

Fenway Park Events

SVP, Fenway Park Events.....	Carrie Campbell
Senior Director, Event Sales.....	Haley McNearney
Senior Director, Event Services.....	Kate Page
Senior Manager, Event Sales.....	Taylor Grinnell
Senior Managers, Event Services.....	Julio Jeune, Jacqueline Tattersall
Senior Manager, Internal Events & Business Operations.....	Megan Berninger
Manager, Event Services.....	Kathryn Oliver
Events Coordinator.....	Lauren Sullivan

Fenway Concerts

SVP, Fenway Concerts & Entertainment.....	Larry Cancro
Senior Director, Fenway Concerts & Entertainment.....	Beth Krudys
Specialist, Fenway Concerts & Entertainment.....	Brendan Albertson

Red Sox Foundation

EVP, Social Impact & Executive Director, Red Sox Foundation.....	Rebekah Salwasser
Honorary Chairman.....	Tim Wakefield
Director of Programs.....	Brad Schoonmaker
Director, Development & Communications.....	Tyler Petropoulos
Events Manager.....	Jennifer Jacob
Senior Programs Manager.....	Lidia Zayas
Partnerships Manager.....	Matt McCarthy
Senior Coordinator, Development & Sponsorships.....	Jamie Dickman
Education Program Coordinator.....	Eve Bourjaily
Youth Baseball & Softball Program Coordinator.....	Aneury Pichardo
Development Coordinators.....	Alexandra Young, Kiana Swepson
Foundation Fellow.....	Shakyla Lewis

Red Sox Ownership



John W. Henry, Principal Owner

John W. Henry is in his 22nd season as Principal Owner of the Boston Red Sox. Since becoming a steward of the franchise in 2002, the club has won a Major League-best four World Series Championships, claimed five American League East titles, and made 11 postseason appearances. In the 21 years from 2002-22, the Red Sox recorded the fourth-highest winning percentage in baseball (.551), notably setting a franchise record with 108 regular-season wins in 2018.

In addition to the club's on-field success, Mr. Henry and his partners have overseen the preservation and protection of Fenway Park, the oldest operating ballpark in Major League Baseball. Since 2002, the ownership group has invested over \$400 million in improvements, ensuring the ballpark's viability for future generations.

Fulfilling a pledge to be active and engaged members of the Boston and New England community, Mr. Henry and his partners founded and funded the Red Sox Foundation. Since its creation in 2002, the Foundation has grown to become the largest team charity in Major League Baseball and one of the fastest growing in professional sports, earning the "Best Sports Charity" award in 2009 and the "Commissioner's Award for Philanthropic Excellence" in 2010 and 2019.

Mr. Henry takes an active role in league matters and currently serves as Chairman of Major League Baseball's Business Board. He is also an Ex Officio member of its Executive Council and is a member of the Committee on Economic Reform and the Investment Committee.

Prior to the purchase of the Red Sox, Mr. Henry was chairman and sole owner of the Florida Marlins from 1999 through 2001 and a limited partner of the New York Yankees from 1991 through 2003.

Mr. Henry's 34 years of experience in baseball ownership began in 1989 as chairman and majority owner of the Tucson Toros of the Triple-A Pacific Coast League. He was also one of the founders of the Senior Professional Baseball Association, a Florida winter league composed of retired Major League players. He co-owned one of its teams, the West Palm Beach Tropics, for its sole season from 1989 to 1990. The team was managed by former Red Sox "Impossible Dream" manager, Dick Williams.

Mr. Henry is a founder and the principal owner of Fenway Sports Group (FSG), a global sports, marketing, media, entertainment, and real estate company anchored by three iconic clubs, the Boston Red Sox, Liverpool Football Club, and the Pittsburgh Penguins. In addition to his role as control person for all three teams, he is a member of the National Hockey League's Strategic Planning & Innovation Committee and also serves as Director of NASCAR's RFK Racing, of which FSG owns a significant stake.

Independent of Fenway Sports Group, Mr. Henry and partner Dave Kaemmer founded iRacing.com in 2004, a company that has grown to become the world's premier motorsport racing simulation portal, offering more racing disciplines than any other online platform.



Outside of his career in sports, Mr. Henry has extensive experience as a founder, manager, and investor. A pioneering trader of commodity futures, for more than 30 years Mr. Henry served as chairman of the John W. Henry & Company, Inc., a global investment management firm he founded in 1981.

In October of 2013, Mr. Henry purchased the Boston Globe, becoming the third owner of the largest newspaper in New England. A year later, he assumed the role of publisher, the newspaper's ninth in its history.

Mr. Henry has served on the Board of Directors of the Futures Industry Association (FIA), the National Association of Futures Trading Advisors, and the Managed Futures Trade Association. He was elected to the FIA's Futures Hall of Fame as a recognized leader in alternative asset financial product innovation.

Mr. Henry has served as a board member of the Benson-Henry Institute for Mind Body Medicine at Massachusetts General Hospital and is a former Trustee of Massachusetts General Hospital, Boca Raton Community Hospital, and a former board member of the Library of Congress Trust Fund.

Mr. Henry has received honorary doctorate degrees from Northeastern University and Boston University. He has also received the Charles Hamilton Houston Justice Award, the Master Entrepreneur of the Year Award in New England, and a lifetime achievement award from Alternative Investment News.

Born in Quincy, Illinois, Mr. Henry spent most of his childhood on the family farm in Forrest City, Arkansas, where his father raised soybeans, corn, and wheat. A Cardinals fan who grew up listening to Harry Caray, Jack Buck, and Joe Garagiola on the radio, Mr. Henry was nine when he saw his first Major League game at Sportsman's Park in St. Louis—the very city where he would see his own Boston Red Sox win the World Series in 2004.

RED SOX OWNERSHIP HISTORY

Charles W. Somers	1901-02
Henry J. Killilea	1903-04
John I. Taylor	1904-11
James R. McAleer	1912-13
Joseph J. Lannin	1913-16
Harry H. Frazee	1917-23
J.A. Robert Quinn	1923-33
Thomas A. Yawkey	1933-76
Jean R. Yawkey	1976-77
Jean R. Yawkey:	1978-80
Haywood Sullivan,	
Edward G. LeRoux Jr.	
Jean R. Yawkey Trust:	1981-86
Haywood C. Sullivan,	
Edward G. LeRoux Jr.	
Jean R. Yawkey Trust:	1987-93
Haywood Sullivan	
Jean R. Yawkey Trust	1994-2002
The Henry-Werner Group	2002-present



Red Sox Ownership, Continued



Thomas C. Werner, Chairman

Tom Werner, who has been involved in Major League Baseball for more than 30 years and whose love for the Red Sox spans more than five decades, has played a vital role in the team's success on the field, the saving and restoration of Fenway Park, and its difference-making impact in the community.

Werner began his baseball career as leader of the ownership group that purchased the San Diego Padres in 1990, and served as the club's majority owner until December 22, 1994. He subsequently joined forces with John W. Henry and Larry Lucchino to acquire the Red Sox, the only bidders to make saving Fenway Park a cornerstone of their proposal. Together, they and their partners won the right to buy the team on December 20, 2001 and completed the purchase on February 27, 2002. Three years later, after substantial improvements to the ballpark, Werner, Henry, and Lucchino on March 23, 2005 pledged their long-term commitment to Fenway Park, inspiring major investment in the surrounding neighborhood and sparking a remarkable transformation. Because of their vision, Fenway Park in 2012 became the first ballpark to celebrate its 100th anniversary, and with over \$400 million in renovations, its viability as "America's Most Beloved Ballpark" has been assured for years to come.

On the field, the Red Sox have enjoyed considerable success under Henry and Werner. Over their 21 years of ownership, the club has won a Major League-best four World Series Championships, claimed five American League East titles, and made 11 postseason appearances. During that span, from 2002-22, the Red Sox recorded the fourth-highest winning percentage in baseball (.551), notably setting a franchise record with 108 regular-season wins in 2018.

The team's on-field success has been accompanied by its determination to play a meaningful role in the community. Werner was instrumental in establishing and overseeing the Red Sox Foundation, which has become the largest and one of the fastest-growing team charities in Major League Baseball. Since its creation in 2002, the Red Sox Foundation has awarded over 5,900 grants to mission-aligned organizations, helped 337 Boston Public Schools students with college scholarships and mentoring through the Red Sox Scholars program, and supported thousands of youth baseball programs in Boston and throughout New England with its RBI and Little League programming. Additionally, the Foundation has helped support the critical services provided to 20,000 individuals each year at The Dimock Center in Roxbury, and through a longstanding and unique partnership that dates back to 1953, the Red Sox have helped the Jimmy Fund raise more than \$162 million for cancer treatment and research at the Dana-Farber Cancer Institute. In 2010, the Red Sox were the first organization ever to be awarded Major League Baseball's Allan H. Selig Award for Philanthropic Excellence for the impact of the Red Sox Scholars program on underserved youth in Boston.

Werner spearheaded the creation of the Home Base Program, a partnership between the Red Sox Foundation and Massachusetts General Hospital, following the teams' visits to Walter Reed Medical Center as an adjunct to their World Series ceremonies in the White House. To date, this significant partnership has provided treatment and care to over 30,000 veterans and their families suffering from the "invisible wounds of war," and garnered Werner and the Red Sox a pair of prestigious awards. In recognition of his leadership, Werner was honored with the United States Army's Outstanding Civilian Service Award on October 30, 2014. In November 2019, the Red Sox were once again named recipient of the Allan H. Selig Award for Philanthropic Excellence for the achievements of the Home Base program, making the Red Sox the first organization to win the award twice since its inception in 2010. In May of 2021, Werner was presented with the Secretary of Defense Medal for Outstanding Public Service – the second highest award from the head of the Department of Defense – for his efforts in founding the Home Base program.

Like so many Red Sox fans of his generation, Werner's infatuation with the club began in 1967, when as a freshman at Harvard, the New York native was caught up in the team's "Impossible Dream" journey to the World Series. He fell hard, both for the Red Sox and Fenway Park. For his Visual Studies class at Harvard, he created a documentary about Fenway Park, a project that presaged a phenomenally successful career that has included his enshrinement in the Television Academy Hall of Fame.

Embodying the values of integrity and quality, Werner and his partner, Marcy Carsey, have helped create over 1,600 half-hours of quality primetime comedies. These include: "That '70s Show", "ROSEANNE", "3rd Rock from the Sun", "The Cosby Show", "A Different World", "Cybill" and "Grace Under Fire." The Carsey-Werner partnership is widely regarded as one of the most successful independent television production companies in the history of the medium. Before starting Carsey-Werner, the duo worked for ABC television when they discovered Robin Williams in a comedy club and launched his career in "Mork and Mindy." They also provided opportunities to such talents as Tom Hanks ("Bosom Buddies"), Billy Crystal ("Soap"), Danny DeVito, and Tony Danza (both in "Taxi").

Werner is still active producing numerous television series. He is currently executive producing the sixth season of THE CONNERS, ABC's number 1 comedy; NBC's WE THOUGHT WE WERE DONE; Netflix's second season of their hit series THAT '90s SHOW; and Freevee's THE PRADEEPS OF PITTSBURGH. He is also working on a Discovery+ series with Zoëy Deschanel entitled WHAT AM I EATING.

Born April 12, 1950, Werner in 2001 received the Lifetime Achievement Award from the Producers Guild of America. His company has earned 24 Emmy Awards, 11 People's Choice Awards, and numerous Golden Globes, Humanitas Prizes, and Peabody Awards. In 2000, Werner, Carsey, and their partner Caryn Mandabach joined forces with Geraldine Laybourne and Oprah Winfrey to start Oxygen, a 24-hour cable channel serving the modern woman. Since 2001, when Werner and his partners purchased the Red Sox, Fenway Park, and 80% of the New England Sports Network, NESN has become a highly acclaimed model for regional sports networks throughout the country, the first to broadcast Major League Baseball games in high definition and to launch a direct-to-consumer offering, NESN 360.

Werner has long immersed himself in the work of Major League Baseball and was a leader in the adoption of the wild-card playoff format, of which the 2004 club was an historic beneficiary. He presently serves on Major League Baseball's Media Committee, On Field Committee, and Competition Committee. In January of 2013, for his leadership and dedication to the game, Werner received the Dave Winfield Humanitarian Award from the Professional Baseball Scouts Foundation at the organization's annual "In the Spirit of the Game" Sports and Entertainment Spectacular.

Werner became Chairman of the Liverpool Football Club in 2010. In 2019, Liverpool defeated Premier League rival Tottenham, 2-0, in the UEFA Champions league final in Madrid. Liverpool further solidified its place atop the global elite by winning the FIFA Club World Cup in December 2019 and followed that up by capturing the 2019-20 Premier League title, the club's 19th top flight league championship.

In December 2021, Werner became Chairman of the Pittsburgh Penguins when the hockey team was acquired by Fenway Sports Group, a global sports, marketing, media, entertainment, and real estate company of which Werner is Chairman.

Werner spends much of the year in Boston, where he has a residence. He has served on many boards, including the White House Fellows Commission and the Ron Brown Scholar Program. He currently serves on the National Board for After School All Stars, a program helping more than 90,000 at-risk youth engage in after school activities.



Red Sox Ownership, Continued



David Ginsberg, Vice Chairman

Mr. Ginsberg became Vice Chairman of the Red Sox upon the club's acquisition on February 27, 2002. Since 2002, he has also been Vice Chairman of Fenway Sports Group (FSG), the holding company that owns the Red Sox; New England Sports Network (NESN); Fenway Sports Management (FSM); and the Liverpool Football Club (LFC). He also is a partner in Roush Fenway Keselowski Racing (RFK) and owns a controlling interest in the Pittsburgh Penguins.

In addition, Mr. Ginsberg is Vice Chairman of LFC and is a partner in FSG. Since the inception of FSG, he has provided advice and assistance to the holding company and its principals on business, financial and commercial issues, and investment banking issues, including actively working on capital events and mergers and acquisitions. Mr. Ginsberg is primarily responsible for arranging, structuring and negotiating FSG's and its subsidiaries' credit facilities. He played an integral role in the analysis, financing, negotiation, and execution of the acquisitions of the Red Sox, NESN, LFC, RFK and the Penguins. Additionally, he played an integral role in negotiating and executing John Henry's sale of the Florida Marlins in 2002 and the Redbird Capital Partners' investment into FSG in 2021. He had previously been Vice Chairman of the Marlins starting in 1999.

Mr. Ginsberg is also a member of the Overseers Board of the Red Sox Foundation/Massachusetts General Hospital Home Base Program, which is dedicated to improving the lives of veterans who suffer from deployment related stress (PTSD) and traumatic brain injury.

Following FSG's acquisition of LFC at the end of 2010, Mr. Ginsberg became Vice Chairman of LFC and joined FSG on a full-time basis through 2014. He was primarily responsible for the close oversight of LFC's business and financial activities. Ginsberg was also primarily responsible for arranging FSG's and its subsidiaries' credit facilities and overseeing interest rate strategy, interactions with lenders, and merger and acquisition activities, and was the point-person primarily responsible for coordinating FSG's real estate strategy and transactions. Ginsberg was also a member of the Board of Directors of Roush Fenway Racing.

In October 2015, Mr. Ginsberg had rejoined Raptor Group, heading up the proposed project to build a new football stadium in Rome for AS Roma until December 2018. He was a Managing Director and a Founding Partner of Raptor Group from 2009-10, an investment management company. From 2006-08 he was the Managing Director of the Special Opportunities Group at Tudor Investment Corp. Ginsberg served as the Special Advisor to the Chairman and as a Director at John W. Henry & Company, Inc., beginning in 1999 until June 2002. Prior to the Marlins and JWH, Mr. Ginsberg was a private investor and consultant. At Global Asset Management (GAM) in London, he started and served as the Managing Director of the Multi-Manager Group, from its inception in 1989 until 1995. This group was one of the largest hedge funds globally during that period. Prior to joining GAM, he was Vice President in charge of the Mergers and Acquisitions Advisory Group at the National Westminster Bank USA, where he began his career as a corporate lender in 1981.

A native of Winthrop, MA, Ginsberg graduated from the Northfield Mount Hermon School and received a BA from Kenyon College. He received an MBA, with a concentration in finance, from the Boston University Graduate School of Management.



Phillip H. Morse, Vice Chairman

Phillip Morse was named Vice Chairman in 2004 and has been a partner in the Boston Red Sox since 2002. He grew up in Danvers, MA as the youngest of three brothers; one brother still lives and works in the Boston area. Morse attended the University of Maine and played baseball for the Black Bears. After graduation in 1964, he joined the Army. Following his discharge in 1965, he was hired by Liberty Mutual Insurance Company in Boston. In late 1966, he took a sales position with a small medical devices manufacturer in Glens Falls, NY.

In 1969, Morse founded North American Instrument Corporation to develop, manufacture and sell the "Morse Manifold", the first transparent fluid delivery system for coronary angiography. By 1990, the firm had grown into NAMIC USA, an 800-employee designer and manufacturer of a wide array of medical devices for interventional radiology and cardiology. NAMIC USA made an initial public offering in the fall of 1991. Two additional manufacturing facilities were established in Puerto Rico in 1992 and the Republic of Ireland in 1993. Morse served as its Chairman until its sale to Pfizer, Inc. in 1995. Today, NAMIC currently is a member of the Medline family and after more than 40 years, The Morse Manifold continues to be used in more than 50 percent of all cardiac catheterization procedures.

After retiring in 1995, Morse founded Heritage Creations, Inc., a group of companies dedicated to providing premium quality products and services to premier private, public, and resort golf courses, clubs and pro shops worldwide. The Legends Suite at Fenway Park was the work of Heritage Creations.

After serving 22 years, Morse retired from the Board of Directors of Glens Falls Evergreen Bank, a division of Banknorth, N.A. He also served as a Director of the Business Council of New York State. He is a generous contributor to numerous medical, athletic, and educational charities, having made a gift of an artificial turf stadium field at the University of Maine, Orono. In a combined effort with his friend, the late Harold Alfond, a former Red Sox partner, his alma mater now has an outstanding athletic facility on which to play football, soccer, field hockey, and lacrosse.

In 2005, Morse turned 43 acres of woodlands in Glens Falls into an athletic complex with a field house, nine tennis courts, two baseball fields, three softball fields, and four fields for soccer and lacrosse, and donated it all to Glens Falls High School. In the fall of 2016, Morse donated two million dollars to support youth sports activities and Danvers High School for the creation of the Morse Athletic Complex in honor of his father, James Ellison Morse, Jr. During his 26-year tenure as Town Selectman, "Ellie" led a group of friends that saved The Danvers Twilight League, which at the time was the oldest after-dinner baseball league in America. Morse commissioned a bronze falcon, the school mascot, which is currently displayed at the entrance to the new Deering Stadium.

The Morses, who live in Jupiter, FL, have three daughters, all of whom live or work in the Boston area. With seven grandchildren, some of whom are active in hockey at St. Sebastian's, Noble Greenough and Dexter Southfield, the Morses remain busy dividing their time between Boston, Wells (ME), Lake George (NY), and Florida.

Club Executives



Sam Kennedy, President and CEO

Sam Kennedy is in his 22nd season with the Red Sox and his eighth as President and Chief Executive Officer. Since joining the club, he has played a key role in the renaissance of the Red Sox that has included four World Series Championships, the preservation and protection of Fenway Park, and the expansion of its operation beyond baseball.

With nearly 30 years of experience working in Major League Baseball, Kennedy joined the Red Sox in 2002 after six years with the San Diego Padres from 1996-2001. He began his career as an intern for the New York Yankees in 1993.

Kennedy serves as Chairman of the President's Working Group (PWG), a sub-committee of Major League Baseball's Business and Media Committee convened at the direction of the

Commissioner to identify and address critical business issues facing the game, facilitate communication amongst Clubs, and identify best practices and strategic goals throughout the industry. He also serves on MLB's International Committee, charged with growing the game across the globe.

In addition to leading the Red Sox front office and his expanded involvement with Major League Baseball, Kennedy oversees Fenway Sports Management (FSM) and serves as Chief Executive for the global sports marketing firm. FSM specializes in partnership sales, consulting, and the pursuit of new lines of business for parent company Fenway Sports Group (FSG).

Kennedy also holds the role of Chief Executive of Fenway Sports Group Real Estate (FSGRE), which oversees the real estate acquisitions, development, and management of properties owned by FSG in the Fenway neighborhood of Boston and in Southwest Florida.

In March 2021, Kennedy became a partner in FSG, formally joining the ownership group alongside new investors RedBird Capital, LeBron James, and Maverick Carter. Since that time, he has established and led a strategy and business development team made up of FSG executives and partners charged with researching and exploring opportunities for the company's future growth.

During his tenure, Kennedy has received many recognitions including Boston Business Journal's 40 under 40 Award. He was later inducted into the Sports Business Journal's 40 under 40 Hall of Fame, comprised of multi-year recipients of the honor who are among the most influential and creative young professionals in the industry.

Kennedy serves on the Board of Trustees for the Winsor School, Dana-Farber Cancer Institute, and Camp Harbor View.

A native of Boston, MA, who grew up within walking distance of Fenway Park, Kennedy is a former captain of the baseball team at Brookline High with friend and classmate Theo Epstein. Kennedy graduated from Trinity College (CT) in 1995. He and his wife of 24 years, Amanda, reside in the Boston area with their 19 year-old son, Jimmy, and 18-year-old daughter, Ally.

RED SOX PRESIDENT HISTORY

Charles Somers	1901-03
Henry Killilea	1903-04
John I. Taylor	1904-11
James McAleer	1911-13
Joseph Lannin	1913-16
Harry Frazee	1916-23
Bob Quinn	1923-33
Tom Yawkey	1933-76
Jean R. Yawkey	1976-87
John Harrington	1987-2001
Larry Lucchino	2002-15
Sam Kennedy	2015-present





Chaim Bloom, Chief Baseball Officer

Chaim Bloom was named Chief Baseball Officer for the Boston Red Sox on October 28, 2019. In this role, he is responsible for all baseball operations matters.

Since the start of his tenure in Boston, Bloom has worked to position the Red Sox to be able to compete every year for a World Series title by broadening the organization's talent base through all available means of player acquisition and development. While adding skilled Major League players to strengthen the current core, Bloom and the Red Sox baseball operations department have prioritized a constant flow of championship-caliber talent throughout all levels of the organization, with the goal of bringing October baseball to Red Sox Nation on an annual basis.

Prior to joining the Red Sox, Bloom spent 15 years (2005-19) in the Tampa Bay Rays baseball operations department, including the final three as Senior Vice President, Baseball Operations. Over his tenure with the club, Bloom worked in nearly every area of the team's baseball operation and was an integral part of both the Rays' player development efforts and the team's on-field performance at the Major League level.

Originally hired by the Rays as a baseball operations intern in 2005, Bloom joined the club on a full-time basis shortly after and was appointed Assistant Director, Minor League Operations in 2008. In that role, he gained a wealth of experience in all aspects of player development, including player evaluation, skill development, the integration of new technology and information sources, staffing, and overall philosophy. Bloom later became Director, Baseball Operations in November of 2011, and following the 2014 season he was promoted to Vice President, Baseball Operations. In that role, his responsibilities included oversight of personnel, domestic and international player development, international scouting, contract negotiations, salary arbitration, budgets, and strategic planning.

Bloom began his baseball career as a baseball operations intern with the San Diego Padres and as a legal/corporate partnerships intern with Major League Baseball.

Born in Philadelphia, PA, Bloom attended Yale University, where he graduated in 2004 with a degree in Classics (Latin). He and his wife, Aliza, have three children.

RED SOX BASEBALL OPERATIONS LEADERSHIP HISTORY

1933-47: Eddie Collins*	1978-83: Haywood Sullivan*	2006-11: Theo Epstein*
1948-58: Joe Cronin*	1984-93: Lou Gorman*	2011-15: Ben Cherington*
1959-60: Bucky Harris*	1994-02: Dan Duquette*	2015-19: Dave Dombrowski (6)
1961-62: Dick O'Connell (1)	2002: Mike Port* (4)	2019-present: Chaim Bloom (7)
1963-65: Mike Higgins (2)	2002-05: Theo Epstein*	
1965-77: Dick O'Connell* (3)	2005-06: Ben Cherington/Jed Hoyer* (5)	

*General Manager (1) GM position was eliminated in 1961-62. Executive VP of Business and Baseball Operations Dick O'Connell assumed the role. (2) Higgins was Executive Vice President in charge of baseball while O'Connell maintained oversight of the business side. (3) O'Connell was named General Manager on 9/16/65 when Higgins resigned. (4) Port was named interim General Manager on 2/28/02. (5) Epstein left the Red Sox from 10/21/05-1/19/06. Cherington and Hoyer were named co-General Managers on 12/12/05 and served in that capacity until Epstein's return. (6) Dave Dombrowski was hired as President of Baseball Operations on 8/18/15. (7) Chaim Bloom was hired as Chief Baseball Officer on 10/28/19.

Club Executives, Continued



Larry Lucchino, President/CEO Emeritus

Red Sox Hall of Famer Larry Lucchino served as the club's President/CEO during an historic 14-year period, 2002 through 2015, in which the club won three World Series, saved and enhanced Fenway Park, established the Major League Baseball record for consecutive sell-outs, and created the Red Sox Foundation, a philanthropic powerhouse.

Now also Chairman/Principal Owner of the Worcester Red Sox, Lucchino and the late Jim Skeffington assembled a group that in 2015 purchased the Pawtucket Red Sox, Boston's longtime Triple-A affiliate. After exhausting all options to keep the club in Rhode Island, Lucchino secured the franchise's New England future with a commitment on August 17, 2018, that keeps the team in the Blackstone Valley for more than 35 years. The agreement,

made with the City of Worcester and the Commonwealth of Massachusetts, led to his leading the creation of an innovative downtown ballpark in the city's resurgent Canal District. Opening to rave reviews on May 11, 2021, Polar Park is Lucchino's fifth ballpark project, following Oriole Park at Camden Yards in Baltimore, Petco Park in San Diego, Fenway Park in Boston, and JetBlue Park in Lee County, Florida. The Inaugural Season in Worcester was an unqualified success, with the WooSox leading all 120 teams in Minor League Baseball in many business categories and winning the highest awards for both community outreach and Latino outreach. In the second year, 2022, the WooSox led all 120 teams in tickets sold with more than a half million.

Lucchino is also Chairman of the Jimmy Fund, the philanthropic arm of the Dana-Farber Cancer Institute, which has helped to save his life three times: first from non-Hodgkin's lymphoma in 1985, second from prostate cancer in 2000, and third from cancer in the kidney area starting in 2019.

After serving as the President of the Baltimore Orioles (1988-93) and the President and CEO of the San Diego Padres (1995-2001), Lucchino was instrumental in bringing together Principal Owner John W. Henry, Chairman Tom Werner, and their partners, who purchased the Red Sox, Fenway Park, and 80 percent of NESN in December 2001.

Committing to "field a team worthy of the fans' support," the Red Sox in Lucchino's tenure played October Baseball seven times in 14 years. Vanquishing the proverbial "Curse of the Bambino," the 2004 club did what had never been done before—overcoming a 3-0 deficit, against no less than the archrival New York Yankees, whom Lucchino famously dubbed "the Evil Empire"—to win the pennant. The Red Sox then swept the St. Louis Cardinals to win the club's first World Series since 1918, ending an agonizing 86-year wait. The World Champions of 2007 and 2013 also etched in stone this historic era, with the latter club helping to heal a wounded city after the Boston Marathon bombings to embody the strength and resilience that supported the new phrase, "Boston Strong." The World Champions of 2018 continued this legacy of championships won in the last 19 years.

After revolutionizing ballpark ambiance and architecture by creating Oriole Park at Camden Yards, which fulfilled his pioneering vision of a traditional, intimate, old-fashioned downtown ballpark with modern amenities, Lucchino then spearheaded the political and design efforts that created Petco Park in San Diego. More than a ballpark, Petco fulfilled its promise as a catalyst for massive redevelopment in downtown San Diego. With the experience of Camden Yards and Petco Park, he was instrumental in conceiving and executing 10 years of major improvements to Fenway Park that preserved, protected, and enhanced "America's Most Beloved Ballpark." Once again, a ballpark revitalized a now-vibrant neighborhood.

In Boston, with aggressive marketing throughout New England and the global fan base called "Red Sox Nation," the club connected with its fans, who sold out every game (820 straight) from May 15, 2003 through April 8, 2013. The club set franchise attendance records in eight of Lucchino's 14 seasons.

Lucchino served on several MLB committees, including the Commissioner's historic Blue Ribbon Task Force on Baseball Economics, which successfully re-engineered the sport's economic structure, and the International Committee, of which he was its chairman. Saying his franchises "had a foreign policy," Lucchino arranged for his Padres to play baseball's first regular season games in Mexico (1996) and Hawaii (1997) and pioneered a ground-breaking relationship in Japan with the Chiba Lotte Marines (1997). Returning to Mexico in 1999, he helped establish baseball's first "International Opener" in Monterrey. In 2008, he led the Red Sox' first trip to Japan, where they opened the season. Lucchino was also an early and active supporter of the World Baseball Classic.

Born in Pittsburgh, Lucchino was an All-City League basketball player and second baseman on the Pittsburgh city championship baseball team. He graduated with honors from Princeton University and then graduated from Yale Law School. At Princeton, he was a member of two Ivy League championship basketball teams. Lucchino holds nine honorary degrees from Suffolk University, Boston University, Bryant University, New England School of Law, Anna Maria College, Palomar College, the University of Massachusetts (Boston), Bentley University, and Assumption University.

In 1974, Lucchino joined Williams and Connolly, the law firm founded by his mentor, friend, legendary sportsman, and trial attorney Edward Bennett Williams. He became a partner in 1978 and specialized in sports law and litigation. He was general counsel to the Washington Redskins (now Commanders), of which Williams was president and part owner, and was a member of their Board of Directors from 1979 to 1985. When EBW bought the Orioles on August 2, 1979, Lucchino entered baseball and became the club's vice president/general counsel. EBW named him president on May 31, 1988, to rebuild the club's baseball and business operations. Lucchino was President (and co-owner) of the Orioles from 1989 until the club was sold at the end of the 1993 season. In December 1994, he partnered with John Moores to purchase the San Diego Padres, for whom he served as President/CEO through 2001.

The avid sportsman has the unique distinction of earning five World Series rings (Orioles, 1983; Red Sox, 2004, '07, '13, '18), a Super Bowl ring (Redskins, '83), and a Final Four watch (Princeton, '65). Lucchino has been active in numerous civic and charitable efforts, particularly in the research and treatment of cancer. He is a board member and served as the co-chair of the Dana-Farber Cancer Institute's \$1 billion "Mission Possible" Capital Campaign, which reached its goal in 2009, and he also served as chairman of the Trustee Philanthropy Committee at DFCL for seven years.

With each of his Major League clubs, Lucchino was instrumental in creating a charitable foundation (the Orioles Foundation, the Padres Foundation, and the Red Sox Foundation). He also expanded the depth and reach of the PawSox Foundation, and on January 28, 2020, he established the WooSox Foundation in Worcester.

In recognition for "long and meritorious service to baseball" over three decades in the game, Lucchino received the Judge Emil Fuchs Award from the Boston chapter of the Baseball Writers' Association of America at their 72nd annual awards dinner in January 2011. Lucchino was inducted into the Pennsylvania Sports Hall of Fame in May 2012, the National Italian-American Sports Hall of Fame and the Taylor Allderdice High School Hall of Fame in November 2013, the Boston Red Sox Hall of Fame in May 2016, and the San Diego Padres Hall of Fame in July 2022.



Dave Beeston, Executive Vice President/Chief Strategy Officer

Dave Beeston joined the Red Sox in March 2013 and was named Executive Vice President and Chief Strategy Officer in February 2018.

In his role, Beeston acts as a senior advisor on all matters facing the Club, with a particular focus on major initiatives and overseeing the management and execution of many of the Club's key relationships. Additionally, in his role guiding the Strategy and Growth department, he is charged with creating and executing new business initiatives and new lines of revenue for the Club and Fenway Sports Group (FSG) with a focus on long-term organizational goals.

In 2021, Beeston played an integral role in the significant growth of FSG, including the investment into FSG by Gerry Cardinale and RedBird Capital; the minority investment made by FSG into The Springhill Company, an original content and media production platform founded by LeBron James and Maverick Carter; and the acquisition of a controlling interest in the Pittsburgh Penguins.

In 2022, following the acquisition of the Pittsburgh Penguins, Beeston was entrusted with leading the integration process, an extensive, ongoing project to ensure the organization is operationally optimized and fully aligned with FSG's broader vision and future goals.

Beeston spent the seven years prior to joining the Red Sox as an associate at Skadden, Arps, Slate, Meagher & Flom LLP, with a focus on securities transactions.

A Toronto, Ontario native, Beeston completed his undergraduate and law degrees at the University of Western Ontario, graduating from the latter "with distinction." He formerly served on the Board of "Youth Without Shelter"—a Toronto-based teen homeless shelter—and currently serves on the Boston Medical Center's Exceptional Care Without Exception Trust Board and as Co-Chair of the Winter Walk, a campaign raising awareness and funds to help end homelessness in Boston.

The son of former long-time Toronto Blue Jays and Major League Baseball executive Paul Beeston, he currently resides in Brookline with his wife, Katie, and sons, Bobby and Jack.



Ron Bumgarner, Executive Vice President/ Ticketing, Fenway Events & Concerts

Ron Bumgarner oversees all ticketing, sales and service for Red Sox games and special events at Fenway Park. In addition, he is responsible for overseeing the Fenway Park Events department and all facets of the burgeoning concert business at the ballpark. The Pasadena, MD native was elevated to his current role of Executive Vice President/Ticketing, Fenway Events & Concerts in January 2019.

A veteran of 32 years in Major League Baseball, Bumgarner started his career with the Baltimore Orioles in 1991 and was part of the team responsible for the opening of Camden Yards. He was instrumental in executing the relocation of season ticket holders from old

Memorial Stadium, designed many of the suite and premium package offerings that still exist today, and was a leader in sales performance in each of his four seasons with the Club.

Bumgarner started with the San Diego Padres in 1995 as Assistant Director of Sales. From 1995 to 1998, his sales teams had incredible success, recognized across the league for their aggressive and innovative approach that led to double-digit growth of both season tickets and group sales each year under his direction. In 1999, Ron was promoted to Director of New Ballpark Sales. He was a key member of the ballpark design team and the architect of the new ballpark's sales plan and state-of-the-art Preview Center, critical to securing financing for what is now Petco Park.

In 2003, Bumgarner came to Boston to lead the sales and services departments for the Red Sox. He has been instrumental in the club's record-breaking success from a business perspective, including a professional sports record of 820 consecutive sellouts and increased revenues in each of his first 16 seasons with the club. He has played a vital role in the club's approach to create new business initiatives and has been a key force in the integration of technology, analytics and innovative marketing campaigns for baseball, concerts and special events at Fenway Park.

Bumgarner and his wife, Jenny, have two daughters, Shelby and Stella.

Club Executives, Continued



Zineb Curran, Senior Vice President/Chief Communications Officer, Fenway Sports Group and Boston Red Sox

Zineb Curran is a Senior Vice President and Chief Communications Officer for the Boston Red Sox, Fenway Sports Management (FSM), and Fenway Sports Group Real Estate (FSGRE). In her role, she also assists with major announcements for parent company Fenway Sports Group.

With nearly 20 years of public relations and corporate communications experience, Curran oversees the day-to-day communications efforts for Fenway Sports Group Boston, comprised of the Red Sox, FSM, and FSGRE, and is responsible for all major announcements, the promotion of high-profile events, and crisis communications management.

Curran also serves as a spokesperson on important press matters.

As a member of the Executive Management Committee, Curran acts as a strategic partner and thought leader to members of senior leadership. She is also a member of the Social Justice, Equity, and Inclusion Advisory Committee, which aims to use the organization's platforms to promote and amplify racial and social justice causes and develop sustainable initiatives that promote equity, inclusion, and belonging.

Curran joined the Red Sox in May 2011 and throughout most of her tenure, oversaw corporate communications for the club. During her time, the organization has experienced several franchise milestones including two World Series Championships, a franchise-record-setting 108-win regular season in 2018, the celebration of Fenway Park's 100th anniversary, and the opening of a state-of-the-art Spring Training complex, JetBlue Park.

Prior to joining the Red Sox, Curran managed proactive public relations strategy for Fidelity Investments from 2009-2011. She served as Senior Media Relations Specialist at Beth Israel Deaconess Medical Center in Boston from 2006-2009 and began her career as a writer and producer for WCVB-TV's Emmy Award-winning newscasts in 2003.

Originally from Casablanca, Morocco, Curran graduated from Northeastern University with a BA in Journalism. She currently lives in the Greater Boston area with her husband and two children.



David Friedman, Executive Vice President, Legal and Government Affairs/Chief Compliance Officer

David Friedman joined the Red Sox in 2010. He handles a variety of legal matters, including regulatory compliance issues and oversight of litigation, and assists with the club's interactions with Major League Baseball and other teams on legal-related issues. He is responsible for government and neighborhood relations and serves as Red Sox Foundation counsel, handling a wide range of Foundation legal and governance matters.

Friedman previously served as First Assistant Attorney General for Massachusetts, where he advised A.G. Martha Coakley and managed an office of 490 staff. Before that, he served as Counsel and Chief Policy Advisor to Massachusetts Senate President Robert

Travaglini, where he worked on the state's landmark health care law, economic development, and a broad range of other issues. Friedman worked for several years at the law firm of Hill & Barlow, and served as a law clerk to Supreme Court Justice John Paul Stevens and federal appeals court Judge Michael Boudin.

Friedman is a 1993 graduate of Harvard College, where he won the World Universities Debating Championship, as well as a 1996 graduate of Harvard Law School, where he was President of the Harvard Law Review. He has taught courses at Harvard Law on government, management and leadership issues.



Jonathan Gilula, Executive Vice President/Chief Operating Officer

The 2023 season is Jonathan Gilula's 26th in Major League Baseball and 21st as a member of the Boston Red Sox organization. In his role as Executive Vice President/Chief Operating Officer, Gilula oversees Business Operations for the club, including ballpark operations, event operations, facilities management, fan services, game entertainment, Red Sox Productions, Fenway Park Tours, ballpark planning and development, and Florida business operations.

Over the course of his tenure in Boston, Gilula has played an instrumental role in a wide range of the club's business ventures. Most notably, Gilula has led the club's effort to preserve, protect and enhance Fenway Park, which celebrated its 100th Anniversary in 2012 and is the oldest ballpark in Major League Baseball. Other areas of focus have included enhancing the game day operations and customer service at Fenway Park, improving the quality and expanding the menu of food and beverage offerings, and planning and implementing non-traditional, ancillary uses of Fenway Park that have resulted in a series of popular and historic events.

Gilula oversaw the design, construction and business planning of JetBlue Park at Fenway South, the Red Sox Spring Training and player development complex in Lee County, FL, which opened for the 2012 spring training season. The state-of-the-art, single-site facility, designed to meet the long-term needs of the organization and to create the premier spring training and player development complex in Florida, was nominated by Sports Business Journal as Sports Facility of the Year in 2013.

In addition to his Red Sox responsibilities, Gilula also assumes a key leadership role in coordinating all of Fenway Sports Group's real estate activities, serving as Managing Director of FSG Real Estate. In this capacity, he is responsible for the planning and implementation of FSG's real estate strategy around FSG venues. FSG Real Estate's first major development project beyond the walls of Fenway Park was the MGM Music Hall at Fenway, a 5,000-person capacity performing arts venue, which opened to critical acclaim in August of 2022. Gilula and the FSG Real Estate team also continue to advance work with the joint venture development project that includes WS Development and the D'Angelo Family ('47 Brand) to redevelop approximately eight acres of land surrounding Fenway Park.

The start of Gilula's baseball career dates back to June 1998 when Larry Lucchino—then President/CEO of the San Diego Padres—hired Gilula to work on the planning and development of the team's forthcoming ballpark and its surrounding neighborhood. As Director of Ballpark Development, Gilula was a member of the leadership team that coordinated the design and construction of Petco Park, the current home of the Padres, which opened in downtown San Diego in 2004.

Gilula serves as President of the Board of the Fenway Park Living Museum Fund, a non-profit organization created in 2012 to promote public awareness and education about the history of Fenway Park. He also is a member of the Board of Trustees of the Pan-Mass Challenge, the nation's largest athletic fundraiser, which through the 2022 event has raised \$900 million for cancer research and treatment through the Jimmy Fund since its inception in 1980. In January 2011, Gilula was selected as one of Sports Business Journal's "40 Under 40" Award recipients, an honor that recognized him as one of the best young talents in the business of sports.

Born in New York City, Gilula grew up in La Jolla, CA. He graduated with a degree in politics from Princeton University in 1998, where he was captain of the varsity tennis team and named First Team All-Ivy League in 1997 and 1998. Gilula resides in Chestnut Hill, MA with his wife, Robin, their daughter, Brin, and son, Cameron.

Club Executives, Continued



Adam Grossman, Executive Vice President/Chief Marketing Officer

As Chief Marketing Officer of the Boston Red Sox, Adam Grossman oversees the organization's Marketing, Broadcasting, Baseball Communications & Media Relations, Social Media, Advertising, Digital Content, and Creative Service departments. Additionally, he and his team partner closely with the Ticketing, Sales, Corporate Sponsorship, and Business Analytics departments to help drive the club's principal revenue streams.

During his tenure with the Red Sox, Grossman has driven the modernization of the marketing department into a digital-first, data-driven team. The team is particularly focused on leveraging customer data, fan segmentations, marketing automation, and engaging content to expand the fan base, better engage with existing fans, drive ticket sales, and connect with younger and more diverse audiences. These efforts led to a number of ticketing milestones in 2022, including growing the \$9 student ticket program to 70,000 subscribers and setting the three highest regular season ticket revenue gates in club history. He also led the club's efforts with Nike to launch the first City Connect uniforms, which ushered in a new era for on-field uniform design across the league. Grossman also works closely with Major League Baseball on domestic and international marketing initiatives and has taken a leadership role in strengthening the relationship between the league and the clubs.

Throughout his career, Grossman has been committed to social justice work and expanding the DEI efforts of his organizations, including as a member of the Red Sox' Social Justice, Equity, and Inclusion Advisory Committee. In 2017, Grossman spearheaded the creation of "Take the Lead," a first-of-its-kind partnership between Boston's five major professional sports teams and the NAACP Boston Branch designed to combat racism and hate speech in sports venues and in the Boston community.

In addition to these responsibilities, Grossman heads up marketing for Fenway Sports Management, a sister company of the Red Sox. FSM is a leading sports and entertainment agency that provides sales, marketing, and consulting services for parent company Fenway Sports Group's elite portfolio of properties, which includes Liverpool FC, the Pittsburgh Penguins, LRM/LeBron James, NESN, and NASCAR team RFK Racing.

After beginning his career with the Red Sox in 2002 as an intern, Grossman was named Special Assistant to President/CEO Larry Lucchino in 2004 before being promoted to Vice President of Marketing in 2008. Prior to assuming his current role, he served as Senior Vice President of Public Affairs for the Miami Dolphins from 2009 to 2011. Grossman was selected as one of Sports Business Journal's "40 Under 40" Award recipients in 2020 and was one of eight members selected to the 2014 Eisenhower Fellowships program chaired by General Colin L. Powell. A Cum Laude graduate of Duke University, Grossman co-founded a student-led organization to improve the Durham Bulls Youth League and also spearheaded a \$450,000 renovation project to refurbish two baseball fields in Durham's inner city.

Grossman lives in Brookline, MA with his wife, Candy Hannemann, and their two daughters, Stella and Luiza.



Sarah McKenna, Senior Vice President/Chief Experience Officer

The 2023 season marks Sarah McKenna's first as Senior Vice President, Chief Experience Officer. In this role, she is responsible for fan services and ballpark entertainment, and oversees Red Sox Productions. Since joining the Red Sox in 2002, the six-time Emmy Award winner has set new standards in the club's relationship with its fans and ballpark entertainment.

Sarah's greatest hits include championship ring ceremonies, Boston Marathon tributes, and the final games of National Baseball Hall of Famers Derek Jeter and David Ortiz. In 2012, she oversaw the effort to celebrate Fenway Park's centennial, including books, a National Geographic documentary, and a musical score with John Williams. She was instrumental in establishing Fenway as a Living Museum and welcomed back more than

200 Red Sox alumni. In 2014, Sarah and her staff created Red Sox Winter Weekend, a two-day fan festival that marks the unofficial start of spring. Sarah is a member of the club's Social Justice, Equity, and Inclusion Advisory Committee and is responsible for ensuring that Fenway Park is welcoming to all fans.

Sarah started in baseball with the Portland Rockies and later served as Government Relations Manager for the San Diego Padres. A Springfield, MA native and graduate of Providence College, she lives in Hull, MA. She and her husband, Bill, have a daughter, Jameson, and son, Angus.



Pete Nesbit, Senior Vice President, Ballpark Operations

Peter Nesbit is in his sixth season as Senior Vice President, Ballpark Operations. In this role, he oversees the club's security, event operations, and grounds departments, as well as engagement with several strategic business partners in concessions, retail, and parking. After the historic 2004 World Series Championship, he handled logistics for the club's first-ever World Series Trophy Tour, attending hundreds of tour events all over New England and beyond.

Nesbit has played an integral role in creating and developing the Monster Service brand that focuses the game day staff on providing exceptional customer service and a best-in-class fan experience at Fenway. He has worked extensively on the planning and execution for many non-baseball events at Fenway, including the NHL's Winter Classic, concerts, football games, and the annual Run to Home Base.

A native of Wellesley, MA, Nesbit earned a bachelor's degree in economics from Trinity College, where he played varsity football. He currently resides in Boston.



Troup Parkinson, Executive Vice President/Partnerships

Troup Parkinson was promoted to Executive Vice President/Partnerships for the Boston Red Sox in November of 2015. In this role, he is responsible for the club's Corporate Sponsorships, Premium Services, and Community, Player, and Alumni Relations. More specifically, with regard to corporate partnerships, Parkinson heads up the partnerships operation, securing new business, formulating local marketing strategies, and renewing corporate relationships. He also continues to oversee the client services department, which includes managing relationships with all Red Sox limited partners, corporate sponsors, season suite holders, EMC Club members, Dugout Seat holders, and State Street Pavilion Club members.

Since joining the organization in 2002, Parkinson has held several titles while working in the areas of sponsorships and client services for the club. Prior to his current position, the Michigan native served as Senior Vice President, Corporate Partnerships from February 2011 through October 2015, after spending three years as Vice President, Client Services. From 2004 until 2008, Parkinson was the team's Director, Client Services. Prior to joining the Red Sox, he spent four years with Octagon Marketing, working in various areas including event management, client relations, corporate consulting, sponsorship sales, and public relations.

In 2005, Parkinson worked on the creation/branding of both the EMC Club and State Street Pavilion Club while also designing the hospitality plan, benefit structure, and overall client experience. He was instrumental in the seat relocation and sales process for the EMC Club and SSP Club from the former .406 Club during the 2005 offseason.

In the winter of 2006, the Red Sox began a two-year project focused on the renovation of all 45 season suites. Parkinson and his staff spearheaded the sales effort and also developed the hospitality plan.

Parkinson attended St. Lawrence University in Canton, NY, where he earned a bachelor's degree in sociology in 1998. He and his wife, Alexandra, reside in Wellesley, MA with their three children, Oscar, Fletcher, and Hilary.

Club Executives, Continued



Bekah Salwasser, Executive Director, Red Sox Foundation/ Executive Vice President, Social Impact

Rebekah Splaine Salwasser joined the club in January 2018 as Executive Director of the Red Sox Foundation. In her role, she will help realize the ambitious vision of the Foundation, which is to make a difference in the lives of children, families, veterans, and communities in need by providing them with health, educational, and recreational opportunities.

Paramount to the Red Sox Foundation's success are the strong relationships the Foundation and team have forged with Dana-Farber, Home Base, and The Dimock Center. In addition to managing its key partnerships, Salwasser is responsible for the overall success of the Foundation's giving strategy, programming, fundraising and sponsorships, capacity building, and various other events and projects that will help build the brand and strengthen the impact of the Foundation within the New England community.

In addition to her Executive Director role, Salwasser became the Chair of the Red Sox's Social Justice, Equity, and Inclusion Advisory Committee in June 2020. In this role, she aims to use the Red Sox platform to promote and amplify racial and social justice causes that align with the organization's core values, and to develop sustainable initiatives that promote social justice, equity and inclusion. Given this role and her work in the community, she was promoted to Executive Vice President of Social Impact for the Red Sox in January 2021.

Before joining the Red Sox, Salwasser was the Executive Director for Scholar Athletes, a nonprofit organization whose mission is to support academic achievement through athletics. Prior to running Scholar Athletes, she was the Community Relations Director for the Boston Celtics for five years, overseeing charitable giving, community and fundraising events, and player engagement for the Boston Celtics Shamrock Foundation. Before the Celtics, she was the Executive Director of the Charlestown Lacrosse & Learning Center, a small nonprofit in Boston that provided academic & athletic assistance to local youth. In 2003, Salwasser was also a player for the Boston Breakers women's professional soccer team, fulfilling a lifelong dream.

Salwasser is currently on the Board of Directors for The New Commonwealth Fund, the Women's Foundation of Boston, Home Base, and the YMCA of Greater Boston. She also sits on the Advisory Boards for Dream Big! and the Pan Mass Challenge.

In 2020, Salwasser was WISE (Women in Sports & Events) Boston's "Woman of Inspiration", and in 2018 she was selected to Boston Business Journal's "40 Under 40" class, and her and her husband were recognized by Boston Magazine as a Top 5 "Power Couple." Salwasser was an Emerging Leader for the Massachusetts Business Alliance for Education in 2013, and was recognized in 2013 as one of Boston's Future Leaders by the Greater Boston Chamber of Commerce.

Though born and raised in Cambridge, MA, Salwasser currently resides in Dorchester with her husband, Zac, and three children, Calvin, Niko, and Evie.



Amy Waryas, Executive Vice President/ Chief People & Culture Officer, Boston Red Sox & FSM

Amy Waryas was named Executive Vice President & Chief People & Culture Officer in 2019. Entering her 12th season with the Red Sox, she is responsible for leading overall people and culture strategy for the Red Sox and Fenway Sports Management. Major areas of focus include organizational and cultural development, talent acquisition, learning and development, total rewards and employee well-being, and employee engagement. Waryas is also a key member of the organization's Social Justice, Equity, and Inclusion Advisory Committee, helping to lead this strategic priority alongside other cross-functional leaders.

Waryas began her career with General Electric as a recruiter and trainer, and has since worked in a variety of industries, including manufacturing, consumer packaged goods, publishing, and software. She has worked with companies of varying sizes, from Fortune 10 to a software start-up, where she built the HR department from the ground up.

Prior to joining the Red Sox, Waryas served as Director of Human Resources for The Boston Beer Company, Inc., maker of Samuel Adams beers, where she led the human resources department and was a key member of the executive management team. In that role, she focused heavily on creating strong organizational development programs and enhancing the company's culture.

Waryas, who serves on the Board of Directors for Make-A-Wish® Massachusetts and Rhode Island, holds a bachelor's degree from Vanderbilt University and a master's degree in Industrial/Organizational Psychology from UNC-Charlotte. A native of the Boston area, she grew up in Sudbury, MA. She and her husband, Keith, reside in Holliston with their two children.



Ed Weiss, Executive Vice President, Corporate Strategy, and General Counsel, Fenway Sports Group

Ed Weiss was named General Counsel of Fenway Sports Group (FSG) in September 2009. In that capacity, he has oversight of all legal matters for the companies in FSG's portfolio, including the Boston Red Sox, New England Sports Network (NESN), Fenway Sports Management (FSM), the Liverpool Football Club, and most recently (as of 2021), the Pittsburgh Penguins.

At the close of 2012, Weiss also was named Executive Vice President, Corporate Strategy, to reflect broader business-related responsibilities for FSG. Since 2015, he has served as a Director of the NASCAR team owned in part by FSG, which today is known as RFK Racing.

Before employment with FSG, Weiss had been Senior Vice President and Deputy General Counsel of Time Warner Inc., where he had been employed for over a decade, and was responsible for all litigation, regulatory, and intellectual property issues across the company worldwide. He also handled Time Warner's significant antitrust issues, including any transaction and merger clearances; served as a key advisor on business and intellectual property issues related to digital content distribution; and maintained oversight of all FCC legal issues. Weiss began his tenure at Time Warner with Time Warner Cable, overseeing all its litigation and antitrust matters.

Before joining Time Warner, Weiss served as a litigator at the law firm of Cravath, Swaine and Moore in New York City, where he worked on many litigation and antitrust counseling matters. Immediately following law school, he served as a law clerk to the Honorable Jay C. Waldman, a Federal judge in Philadelphia, PA, assisting with a wide variety of criminal and civil matters, including a number of jury trials.

A native of Norwood, MA, Weiss graduated magna cum laude from Harvard College in 1988, concentrating in History and Economics, and received his J.D., cum laude, from the University of Pennsylvania Law School in 1991. At Penn Law, he was a member of the Law Review and served as the Managing Editor. During his summers and entire third year of law school, he also was employed as a law clerk with Morgan Lewis in Philadelphia.

Weiss currently is a Trustee of the Newton Country Day School and a Board member of Greater Boston Legal Services.

Weiss resides in Weston, MA, with his wife, Susan, and three children. He recently served as President of the Weekapaug Golf Club in the family's summer community of Weekapaug, RI.



Tim Zue, Executive Vice President/Chief Financial Officer

Tim Zue is responsible for the financial management of the Boston Red Sox, overseeing the organization's operating budget, accounting, financial planning, forecasting, business analytics, and technology services. Prior to his current role, he served as Senior Vice President of Finance, Strategy and Analytics for both the Red Sox and Fenway Sports Management (FSM).

Entering his 21st year with the club, Zue has played a key role in all financial aspects of the business, including the evaluation and execution of all non-baseball events, the introduction of both variable and dynamic ticket pricing, the financial impact of Fenway Park improvements, and the creation of the Red Sox Rewards loyalty program. He also

helped conduct the financial due diligence related to Fenway Sports Group's acquisitions of Roush Fenway Racing, Liverpool Football Club, the marketing rights for LeBron James, and the Pittsburgh Penguins.

With FSM, Zue managed the business operations department responsible for the sports marketing firm's consulting, events, and experiences divisions. Under his leadership, FSM created the onsite photography service Fanfoto, the fan travel program MLB Destinations, Red Sox Fantasy Camps, and Youth Baseball Summer Camps. During Zue's tenure, Fanfoto expanded from three teams to more than 30 before being sold to Sharp Shooter Imaging, and the MLB Destinations program grew to include seven Major League Baseball clubs.

In early 2017, Zue was promoted to Executive Vice President/Chief Financial Officer. In addition, he was selected as one of Sports Business Journal's "40 Under 40" Award recipients, an honor that recognized him as one of the best young talents in the business of sports.

Prior to joining the Red Sox and FSM, Zue worked for Bain & Company in Boston as an associate consultant. He also taught middle school math and technology in the Boston Public School system for four years.

Zue received a bachelor's degree in mechanical engineering from MIT in 1999, where he won a robotics design contest and competed in an international robotics design competition in Tokyo, where his team finished 2nd. A native of Winchester, MA, Zue lives in Lexington with his wife, Nicole, their three children, Adelyn, Harrison, and Vivienne, and their French Bulldog, Gryffindor.

Baseball Operations



Brian O'Halloran, General Manager

Brian O'Halloran enters his 22nd season with the Red Sox, his fourth since being named General Manager on October 28, 2019. He is the 13th person to hold that title in team history.

As General Manager, O'Halloran partners with Chief Baseball Officer Chaim Bloom to oversee all facets of the Red Sox baseball operations department, including Major League operations, player acquisitions, scouting, player development, and contract negotiations.

Prior to his most recent promotion, O'Halloran spent eight years as Assistant General Manager (Vice President/Assistant GM in 2012-14, Senior Vice President/Assistant GM in 2015-18, and Executive Vice President/Assistant GM in 2019) under Ben Cherington

(2012-15) and Dave Dombrowski (2015-19).

Before being named Assistant General Manager in November 2011, O'Halloran served as the club's Vice President of Baseball Operations for one season (2011), and Director of Baseball Operations for five seasons (2006-10), both under Theo Epstein. He joined the Red Sox as Baseball Operations Assistant in 2002. O'Halloran began his baseball career as an intern in baseball operations with the San Diego Padres.

A native of Weymouth, MA, O'Halloran has a BA from Colby College and an MBA from UCLA. Before working in baseball, he spent two years studying ethnic conflict in Tbilisi, Georgia, and three years supervising business operations for an international logistics company in Moscow, Russia. O'Halloran was the recipient of the 2020 Carl E. Nelson Sports Achievement Award. He is active in supporting several local nonprofit organizations.

O'Halloran and his wife, Jean, have three children.



Raquel Ferreira, Executive Vice President/Assistant General Manager

Raquel Ferreira was promoted to Executive Vice President/Assistant General Manager in December 2019. Entering her 25th year with the Red Sox in 2023, she became only the fourth female to hold the title of Assistant General Manager in a baseball operations department in Major League Baseball, joining Kim Ng of the Los Angeles Dodgers, Jean Afterman of the New York Yankees, and Elaine Weddington Steward of the Red Sox.

In her current role, Ferreira reports directly to Chief Baseball Officer Chaim Bloom and General Manager Brian O'Halloran and assists in all areas of baseball operations. Over her career with the Red Sox, her work has been focused on overseeing the baseball operations budgets and the club's major and minor league operations, as well as the daily operations for the team's Major League clubhouse and travel. In addition, she was instrumental in

establishing the Boston Red Sox Rookie Development program, which began in 2004.

Ferreira is also a member of the Red Sox' Social Justice, Equity, and Inclusion Advisory Committee. The SJAC aims to promote and amplify racial and social justice causes that align with the organization's core values, as well as develop sustainable initiatives that promote social justice, equity and inclusion. In addition, Ferreira in 2022 served on the MLB Women's Advisory Council, which aims to support women's initiatives and identify issues facing women in MLB front offices.

Prior to her most recent promotion, Ferreira served as Senior Vice President, Major and Minor League Operations during the 2019 season and as Vice President, Major and Minor League Operations over a two-year span from 2017-18. She also served as the Red Sox' Vice President, Baseball Administration (2015-16); Senior Director, Minor League Operations (2011-14); Director, Minor League Operations (2008-11); and as Director, Minor League Administration (2002-07). In her prior roles, Ferreira oversaw the daily operations for the organization's six minor league affiliates, handling issues for all minor league players and staff such as contract tenders, player transactions, payroll, and insurance.

In 2019, Ferreira was honored with the Special Achievement Award from the Boston Baseball Writers. She was also one of only seven nominees for the WISE 2020 Women of the Year award, which selects individuals not only for the positions they hold, but also for their ongoing commitment to the professional development and advancement of women at their respective organizations. In 2002, Ferreira received the Red Sox' Edward F. Kenney Award, which is given annually to a member of the club's Player Development department who demonstrates dedication, success, and work ethic befitting the man for which the award is named.

A Cumberland, RI native, Ferreira is a 1992 graduate of the University of Rhode Island with a BA in Communications. She and her husband, Erik Stamps, reside in Stoneham, MA with their 15-year-old daughter, Gabriella.



Eddie Romero, Executive Vice President/Assistant General Manager

Eddie Romero was promoted to Executive Vice President/Assistant General Manager on November 7, 2018. In this role, he reports directly to Chief Baseball Officer Chaim Bloom and General Manager Brian O'Halloran and assists in all areas of baseball operations, while continuing to oversee the club's international scouting and player development efforts.

A native of San Juan, Puerto Rico, the 2023 season will be Romero's 18th in the Red Sox organization. From 2016 through the 2018 season, he served as Senior Vice President/Assistant General Manager. Prior to that, he served as Vice President, International Scouting. In that capacity, Romero oversaw the club's amateur scouting coverage in Latin America, in addition to the Pacific Rim and Europe, while also assisting with the team's domestic amateur scouting operation. Since joining the Red Sox, Romero has played a significant role in the signings of Red Sox international prospects such as Rafael Devers, Manuel Margot, Yoan Moncada, Darwinzon Hernandez, Ceddanne Rafaela, Brayan Bello, and Bryan Mata.

Romero started his tenure with the club in February 2006 as an assistant in International and Professional Scouting. He spent four seasons working as the club's Director of International Scouting from 2012-15. He has also worked for the Red Sox as Coordinator and Assistant Director of Latin American operations, and Assistant Director of Latin American Operations/International Scouting.

Before beginning a career in baseball, Romero worked as a prosecutor for the State Attorney's office for the Fourth Judicial District in Jacksonville, FL. He holds a bachelor's degree in sports management and a juris doctor degree from the University of Florida. His father, Ed Romero Sr., was an infielder with the Red Sox from 1986-89.

Romero resides in Boston.



Mike Groopman, Senior Vice President/Assistant General Manager

Mike Groopman enters his second season with the Red Sox, having joined the organization in November 2021. While assisting Chief Baseball Officer Chaim Bloom and General Manager Brian O'Halloran in all areas of baseball operations, Groopman focuses on analytics and its integration throughout baseball operations, Major League advance scouting, and the organization's professional player scouting, evaluation, acquisition, and strategic efforts.

In the four years prior to joining the Red Sox (2018-21), Groopman worked with the Milwaukee Brewers, most recently as Vice President, International Scouting and Player Personnel. In that role, he oversaw the team's international scouting efforts, focusing on player evaluation and acquisition, as well as the management of the international scouting staff, infrastructure and process. Additionally, he provided international player personnel leadership and worked closely with staffs involved in Dominican Republic Academy player development.

Prior to his time with the Brewers, Groopman spent 10 years with the Kansas City Royals, holding roles as Baseball Operations Intern (2008), Baseball Operations Administrative Assistant (2009), Assistant to Baseball Operations (2010), Director of Baseball Analytics (2011-15), and Director of Baseball Operations/Analytics (2015-17).

In addition, Groopman has interned in baseball operations departments with the Cincinnati Reds (2006) and New York Mets (2007), as well as in Major League Baseball's labor relations department prior to the 2008 season. He earned his bachelor's degree from Columbia University in 2007.

Groopman and his wife, Erin, have three children, Eliza, Evan, and Marin.



Ben Crockett, Senior Vice President, Baseball Operations

Ben Crockett begins his 17th season in the Red Sox organization, his second as Senior Vice President, Baseball Operations. In this role, he assists in all areas of baseball operations, with a focus on Sport Performance and Major League Operations and Development.

After joining the Red Sox in 2007 as an intern in baseball operations, Crockett served as Advance Scouting Coordinator from 2008-09. For the next 11 years he held the titles of Assistant Director, Player Development (2010-11), Director, Player Development (2012-16), and Vice President, Player Development (2017-20).

A native of Topsfield, MA, Crockett was selected by the Red Sox in the 10th round of the 2001 June Draft out of Harvard University, but he did not sign. He was drafted the following year in the third round by the Colorado Rockies and spent parts of five professional seasons (2002-06) as a pitcher. In 2017, Crockett was elected into the Harvard Varsity Club Hall of Fame.

Crockett and his wife, Kristine, live in Lexington, MA with their four children.

The Red Sox Remember

We were saddened to hear of the passings of the following members of the Red Sox family.



DAVID WEST, 57, on 5/14/22. A LHP, he pitched in 204 games over 10 Major League seasons, finishing his big league career with 6 outings for the Red Sox in 1998. David was part of the 1991 World Series champion Twins roster.



DICK SCHOFIELD, 87, on 7/11/22. The infielder played 19 MLB seasons with 7 teams from 1953-71, winning a World Series with the 1960 Pirates. He played in 170 games with the Red Sox from 1969-70, appearing at 2B, 3B, SS, and the OF.



JULIO VALDÉZ, 66, on 7/24/22. The shortstop spent his first 9 professional seasons with the Red Sox (1976-84), with all 65 of his big league games coming from 1980-83 for Boston.



WIN REMMERSWAAL, 68, on 7/24/22. The RHP spent his entire professional career with the Red Sox, pitching in 22 games for Boston from 1979-80. He is the only player in franchise history born in The Netherlands.



LEE THOMAS, 86, on 8/31/22. The first baseman/outfielder hit 106 home runs in 8 MLB seasons, including 35 with the Red Sox from 1964-65. A 2-time All-Star, he earned MVP votes in 1961 and 1962.



ANTHONY VARVARO, 37, on 9/11/22. The RHP appeared in 166 MLB games, including his final 9 with the Red Sox in 2015. After posting a 3.23 career ERA, he became a Port Authority police officer.



DICK ELLSWORTH, 82, on 10/10/22. The LHP played 13 seasons in the majors, including parts of 2 years with the Red Sox (1968-69). In 1968, he went 16-7 with a 3.03 ERA in 31 games (28 starts). He was a 1964 All-Star with the Cubs.



PETE MAGRINI, 80, on 10/27/22. The RHP pitched in 3 MLB games, all with the Red Sox in 1966. The California native also pitched in the minors in the Twins and Yankees organizations.



DEBBIE MATSON, 66, on 11/14/22. A constant presence in the Public Affairs office for over 30 years, she began working for the Red Sox in 1986 and would go on to serve as Editor-in-Chief of hundreds of publications, also overseeing the photography department for many years.



DAVE HILLMAN, 95, on 11/20/22. The RHP spent parts of 8 seasons in the majors, including 1960-61 with the Red Sox. He won 21 games and posted a 3.87 ERA for the Cubs, Sox, Reds, and Mets.



DENNY DOYLE, 79, on 12/20/22. The 2nd baseman spent 8 seasons in the majors and finished his career with the Red Sox, batting .261 over 343 games for Boston from 1975-77. He played in all 10 of the Sox' games in the 1975 Postseason, recording 8 hits in the World Series.



DICK FLAVIN, 86, on 12/28/22. The first poet laureate of the Red Sox, he is the author of "Red Sox Rhymes: Verses and Curses," a collection of his own baseball poems. In addition, he had been a political speechwriter, press secretary, TV news reporter and editor, commentator and satirist, touring professional speaker, university lecturer, and the day-game public address announcer for the Red Sox. He won 7 New England Regional Emmy Awards and in 2011 was inducted into the Massachusetts Broadcasters Hall of Fame.




BILL CAMPBELL, 74, on 1/6/23. The RHP spent 15 seasons in the majors, going 83-68 with 126 saves and a 3.54 ERA for 7 teams. A 2-time Reliever of the Year, his lone All-Star selection came in 1977, his first of 5 seasons with the Red Sox. He finished among the top 7 in Cy Young Award voting and among the top 10 in MVP voting in both 1976 and 1977, going 30-14 with 51 saves and a 2.98 ERA in those 2 seasons combined. For the Sox in 1977, he led the AL with 31 saves.



LEE TINSLEY, 53, on 1/12/23. The former outfielder played in 361 MLB games over 5 seasons with the Mariners, Red Sox, and Phillies. He helped Boston win the 1995 AL East title, when he appeared in 100 games and set career highs in AVG (.284), steals (18), HR (7), and RBI (41).



GARY PETERS, 85, on 1/26/23. A 2-time All-Star, 2-time ERA champion, and 1963 AL Rookie of the Year, the former LHP spent his first 11 MLB seasons with the White Sox before closing his career with 3 seasons in Boston. In 359 games (286 starts), he went 124-103 with a 3.25 ERA.



TIM MCCARVER, 81, on 2/16/23. A 2-time All-Star and 2-time World Series champion, the former catcher and first baseman played 23 games with the Red Sox from 1974-75. After 21 MLB seasons as a player, he enjoyed a decorated career as a TV analyst, calling 24 World Series.



ROMÁN MEJÍAS, 97, on 2/22/23. The former outfielder played 9 MLB seasons with PIT (1955, '57-61), HOU (1962), and BOS (1963-64). In 1962, he led the Colt .45s in HR (24), RBI (76), hits (162), runs scored (82), and stolen bases (12).

COACHING STAFF



BOSTON



RED SOX

13 ALEX CORA MANAGER

Opening Day Age: 47

Born: 10/18/1975 in Caguas, Puerto Rico

MLB Coaching Career: Bench Coach, Houston Astros (2017);

Manager, Boston Red Sox (2018-19, 2021-present)

Contract Status: Signed through 2024



Coaching
Staff

The Rundown

🔥 Has won 3 World Series as a manager (2018 Red Sox), bench coach (2017 Astros), and player (2007 Red Sox).

🔥 Is 1 of 48 individuals to manage the Red Sox...Named the 47th manager in franchise history on 10/22/17.

🔥 He and the Sox mutually parted ways on 1/14/20... Served a year-long suspension levied by MLB on 4/22/20... Named the Sox' manager for a 2nd time on 11/6/20, agreeing to a 2-year contract with a 2-year club option.

🔥 On 11/22/21, the Red Sox announced that they exercised his club option for the 2023-24 seasons.

🔥 Led the Red Sox to a winning record in each of his first 3 seasons as an MLB manager, including a World Series title in 2018 and an appearance in the ALCS in 2021.

🔥 Finished in the top 5 in BBWAA AL Manager of the Year voting in 2018 (2nd) and 2021 (5th).

🔥 Is 1 of only 10 individuals to manage 600+ games for the Red Sox.

🔥 Is 1 of 3 managers in MLB history born in Puerto Rico, joining Edwin Rodriguez (MIA, 2010-11) and Charlie Montoyo (TOR, 2019-22).

🔥 Is 1 of only 6 managers to lead the Red Sox to multiple Postseasons, joining Bill Carrigan (1915-16), Joe Morgan (1988, '90), Jimy Williams (1998-99), Terry Francona (2004-05, '07-09), and John Farrell (2013, '16-17).

🔥 Is 17-8 (.680) as a manager in the Postseason (all with BOS)...He began his career 17-5, becoming the first manager ever to win at least 17 of his first 22 Postseason games (source: Elias).

🔥 Is the only individual to win a World Series with the Red Sox as a player, then win another as a manager (aside from those in dual roles as player/manager).

Additional MLB Managerial Highlights

🔥 Became only the 2nd Latino manager to win a World Series, joining Ozzie Guillén (Venezuela, 2005 White Sox).

🔥 The game between the Red Sox (managed by Cora) and Blue Jays (managed by Charlie Montoyo) on 4/9/19 at Fenway Park marked the 1st time in MLB history both managers in a game were born in Puerto Rico.

🔥 Became the 5th manager in modern MLB history (since 1900) to manage a full year with a team and then return to that team after a 1-year absence (source: Elias).

🔥 Is the only manager in modern MLB history (since 1900) to manage a full year with a team, then return to that team after a 1-year absence and lead them to the Postseason in his 1st year back (source: Elias).

🔥 Led the Sox to the franchise's best Postseason records in a span of any 14 games (12-2) and 17 games (14-3).

HIGHEST WINNING % AS RED SOX MANAGER (MIN. 500 GAMES)

Rk.	Manager	Years	Win %
1.	Don Zimmer	1976-80	.575 (411-304)
2.	*Terry Francona	2004-11	.574 (744-552)
3.	*Alex Cora	2018-22^	.559 (362-286)

*Won a World Series; ^Did not manage in 2020

MOST WINS AS RED SOX MANAGER

Rk.	Manager	Years	Wins
1.	Joe Cronin	1935-47	1,071
2.	Terry Francona	2004-11	744
3.	Mike Higgins	1955-62	560
4.	Bill Carrigan	1913-29	489
5.	Jimmy Collins	1901-06	455
6.	John Farrell	2013-17	432
7.	Jimy Williams	1997-2001	414
8.	Don Zimmer	1976-80	411
9.	Alex Cora	2018-19, '21-22	362

MOST POSTSEASON WINS AS A MANAGER, RED SOX HISTORY

Rk.	Manager	Years	Wins
1.	Terry Francona	2004-05, '07-09	28
2.	Alex Cora	2018, '21	17
3.	John Farrell	2013, '16-17	12

FEELS LIKE HOME

"The passion that we have for our teams in Boston, I enjoy that. It reminds me a lot about [Puerto Rico]. I think it's a fun place to work. Hopefully, I can do it as long as our family wants." -Alex Cora

ON THE BIG STAGE

Cora is 5-0 in potential Postseason series-clinching games. According to Elias, the only other managers to begin their careers with a streak that long are Terry Francona (6), Tony La Russa (5), and Casey Stengel (5). Cora began his Postseason managerial career by going 5-0 in games immediately following a loss (streak snapped in 2021 ALCS).

🔴 Led the Red Sox to the AL's largest increase in win % from 2020 to 2021 (.168)...It was the 4th-largest increase in win % in franchise history, trailing 1945-46 (.214), 1911-12 (.181), and 2012-13 (.173).

🔴 Managed the AL to a 4-3 win over the NL in MLB's 90th All-Star Game on 7/9/19 at CLE's Progressive Field.

🔴 Managed against the Yankees in the 2019 London Series on 6/29 & 6/30, MLB's first games ever played in Europe.

🔴 In 2019, the Sox led the majors in pinch-hitting AVG (.330, 33-for-100), OBP (.430), SLG (.590), and OPS (1.020)...According to Elias, that is the Sox' highest pinch-hitting AVG in team history (min. 20 AB).

🔴 In his MLB managerial debut in 2018, led the Red Sox to World Series and AL East titles, MLB's best record, and a franchise-record 108 wins (108-54, .667).

🔴 His 108 wins in 2018 are the 2nd-most ever for an individual in his 1st season as an MLB manager, trailing only Ralph Houk (1961 Yankees, 109-53)...The only other Red Sox manager to win 100+ games in his 1st season with the club is Jake Stahl (105 in 1912).

🔴 The Sox won the 2018 AL East title and finished 8.0 games ahead of the 2nd-place Yankees, Boston's largest margin of victory since the division was formed in 1969.

🔴 Became the 5th individual to win a World Series in a 1st season as an MLB manager, joining Bob Brenly (2001, ARI), Ralph Houk (1961, NYY), Eddie Dyer (1946, STL), and Bucky Harris (1924, WSH) (source: Elias).

🔴 Became the 5th person to lead the Red Sox to a World Series title in his managerial debut with the team, joining John Farrell (2013), Terry Francona (2004), Ed Barrow (1918), and Jake Stahl (1912).

🔴 Led the Red Sox to an 11-3 Postseason record in 2018, defeating NYY (3-1), HOU (4-1), and LAD (4-1).

🔴 At 42 years old in 2018, was the youngest Red Sox manager at the start of a season since Kevin Kennedy (40 in 1995).

🔴 Earned his 1st managerial win on 3/30/18 at TB.

🔴 In 2018, helped lead the Sox to the best 10-game (9-1) and 19-game (17-2) starts in franchise history.

🔴 According to Elias, became only the 4th individual since 1900 to win at least 9 of his first 10 games as a ML manager, joining Pat Moran (PHI, 1915), Joe Morgan (BOS, 1988), and Mickey Callaway (NYM, 2018).

🔴 According to Elias, the 2018 Red Sox are the only MLB team since 1900 to win at least 17 of their first 19 games with a manager in his 1st season with the club.

🔴 The only other Red Sox manager to win 17+ of his first 19 games with the club was Joe Morgan, who took over at the 1988 All-Star break and went 19-1 in his first 20 games in his managerial debut.

🔴 When the Sox moved to 85-35 on 8/12/18, joined Ralph Houk of the 1961 Yankees as the only 1st-year managers to lead their clubs to 50 games over .500 (source: Elias).

🔴 When the Sox improved to 90-39 in 2018, became only the 2nd manager in MLB history to win 90 games before his 130th game managed, joining Cap Anson of the 1879-80 White Stockings (source: STATS).

🔴 Earned his 100th win as manager on 9/12/18 vs. TOR and his 200th on 4/14/21 at MIN-G1.

2022 Highlights

🔴 Finished the season with 362 career wins, 9th most in Red Sox history...Surpassed John McNamara (297), Joe Morgan (301), Ralph Houk (312), and Eddie Kasko (345).

🔴 Earned his 300th win on 5/19 vs. SEA and 350th on 9/3 vs. TEX...Became the 4th Red Sox manager to win 350 games at the age of 46 or younger (also Jimmy Collins, Bill Carrigan, and Joe Cronin).

🔴 On 4/23 at TB, became the 13th person to manage at least 500 games for the Sox...Missed 6 games from 4/21-26 after testing positive for COVID-19 but is credited for managing those games.

🔴 Managed his 600th game on 8/12 vs. NYY...Became the 10th person to reach that total for the Red Sox.

🔴 The Sox used 54 players (28 pitchers, 26 position players)...20 players made their Sox debut, including 6 who made their MLB debut.

🔴 Initiated 21 replay challenges; 12 calls were overturned (57%), 5 stood, and 4 were confirmed.

🔴 The Sox went 15-5 against Postseason teams outside of the AL East (5-0-1 in series).

🔴 The Sox went 33-14 (.702) from 5/10-6/30, the 2nd-best record in MLB...At the end of play on 6/30, the Sox owned the AL's 3rd-best record and were tied with the Blue Jays for the league's top Wild Card position.

🔴 Led the Sox to a 20-6 record in June...The .769 W-L% is tied for the franchise's 5th best in a calendar month (min. 25 games), and best since the 2011 Sox went 20-6 in July of that season.

🔴 Ejected 4 times, his most in a single season: 5/7 vs. CWS, 5/11 at ATL, 8/4 at KC, and 8/19 at BAL.

MOST WINS IN FIRST SEASON AS MLB MANAGER

Rk.	Manager	Club	Wins
1.	Ralph Houk	NY Yankees (1961)	109
2.	Alex Cora	BOS (2018)	108
3.	Dusty Baker	SF (1993)	103
4.	Sparky Anderson	CIN (1970)	102

MOST WINS IN FIRST 2 SEASONS AS MLB MANAGER

Rk.	Manager	Club	Wins
1.	Ralph Houk	NY Yankees (1961-62)	205
2.	Aaron Boone	NY Yankees (2018-19)	203
3.	Mickey Cochrane	DET (1934-35)	194
4.	Alex Cora	BOS (2018-19)	192

MOST WINS IN FIRST 3 SEASONS AS MLB MANAGER

Rk.	Manager	Club	Wins
1.	Ralph Houk	NY Yankees (1961-63)	309
2.	Davey Johnson	NY Yankees (1984-86)	296
3.	Alex Cora	BOS (2018-19, '21)	284

Source: Elias Sports Bureau

Alex Cora, Continued

Additional Coaching Highlights

🔥 In 2017, made his MLB coaching debut as the Astros' bench coach...Helped lead HOU to a 101-61 record, the AL West title, and the 1st World Series championship in franchise history.

🔥 Was the general manager for the Puerto Rico team that finished 2nd in the 2017 World Baseball Classic.

🔥 Served as general manager for Caguas in the Puerto Rican Winter League in 5 consecutive winters, beginning with the 2012-13 offseason...Doubled as Caguas manager during the 2014-15 and 2015-16 seasons.

🔥 The 2016-17 Caguas club earned Puerto Rico its first Caribbean Series title since 2000.

Playing Career

🔥 Selected by LAD in the 3rd round of the 1996 June Draft.

🔥 His 16-year playing career included parts of 14 seasons in the majors with LAD (1998-2004), CLE (2005), BOS (2005-08), NYM (2009-10), TEX (2010), and WSH (2011).

🔥 Made his ML debut with the Dodgers on 6/7/98 at SEA...In that game, his brother, Joey, batted leadoff and played 2B for the Mariners.

🔥 On 5/12/04 with LAD vs. CHC, homered off Matt Clement to conclude an 18-pitch at-bat.

🔥 Traded to BOS on 7/7/05 in exchange for current Red Sox first base coach Ramón Vázquez.

🔥 Helped the Red Sox reach the postseason 3 times (2005, '07, '08)...Was on the World Series championship roster in 2007.

🔥 Played for Puerto Rico in the World Baseball Classic in 2006 and 2009.

WORLD SERIES WINNERS WITH THE RED SOX AS PLAYER AND MANAGER

Individual	Player	Manager
*Jimmy Collins	1903	1903
*Jake Stahl	1912	1912
*Bill Carrigan	1915-16	1915-16
Alex Cora	2007	2018

**Served as player/manager*

INDIVIDUALS WITH MULTIPLE STINTS AS RED SOX MANAGER

Individual	First (Games)	Second
Bill Carrigan	*1913-16 (540)	1927-29 (463)
Mike Higgins	1955-59 (691)	1960-62 (428)
Johnny Pesky	1963-64 (321)	1980 (5)
Eddie Popowski	1969 (9)	1973 (1)
Alex Cora	2018-19 (324)	Current

**Served as player/manager*

INDIVIDUALS TO MANAGE A FULL SEASON WITH A TEAM, THEN RETURN TO THAT TEAM AFTER A 1-YEAR ABSENCE

Individual (Club)	Full Season	Rejoined
Leo Durocher (BRO)	1946	1948
Danny Murtaugh (PIT)	1971	1973
Jim Fanning (MTL)	1982	1984
Billy Martin (NYY)	1983	1985
Alex Cora (BOS)	2019	2021

Since 1900 (Source: Elias Sports Bureau)



Personal

- Full name is Jose Alexander Cora.
- Has 4 children: Camila, Jeriel, Xander, and Isander... Xander and Isander are twins.
- His older brother, Joey, played parts of 11 ML seasons (1987, '89-98) and is currently the 3B coach for NYM.
- Spent 4 years (2013-16) as a baseball analyst for ESPN and ESPN Deportes, appearing on *Baseball Tonight*, *Beisbol Esta Noche*, and *SportsCenter*...also contributed to ESPN Radio and ESPN Deportes Radio.
- Attended the University of Miami, helping lead the Hurricanes to the College World Series in each of his 3 years at the school (1994-96).
- Following the 1996 season, ranked by *Baseball America* as the best defensive player in the college game.
- Inducted into the U. of Miami Hall of Fame in 2006.

In the Community

- On 1/30/18, helped deliver nearly 10 tons of supplies to aid Hurricane Maria recovery efforts in Puerto Rico... The JetBlue plane cargo included medical supplies and vaccines, water filtration systems, first aid kits, flashlights, and diapers...In his hometown of Caguas, helped distribute food, water, and supplies to nearly 300 families, as well as baseball equipment to roughly 100 children.
- Made a monetary donation to the Jimmy Fund for each Red Sox win in 2021.
- At Red Sox Winter Weekend in January 2018, '19, and '23, signed autographs and posed for pictures with fans.
- In December 2017, visited Shriners Hospital and The BASE as part of the annual Red Sox Holiday Caravan.
- Interacted with fans at Christmas at Fenway in 2017.

Alex Cora's Career Managerial Record

Year	Club	League	W-L	Win %	Finish	Postseason W-L	Win %	Finish
2018	BOSTON	American	108-54	.667	1st, East	11-3	.786	Won WS
2019	BOSTON	American	84-78	.519	3rd, East	-	-	-
2021	BOSTON	American	92-70	.568	T-2nd, East	6-5	.545	Lost in ALCS
2022	BOSTON	American	78-84	.481	5th, East	-	-	-
Major League Totals (4 seasons)			362-286	.559		17-8	.680	

Ejections as Manager (9): 8/3/18 vs. NYY (1st inn., HP umpire Adam Hamari), 6/11/19 vs. TEX (5th inn., 1B umpire Vic Carapazza), 8/3/19 at NYY-G1 (4th inn., HP umpire Mike Estabrook), 4/15/21 at MIN (8th inn., HP umpire Jordan Baker), 6/3/21 at HOU (6th inn., HP umpire Lance Barrett), 5/7/22 vs. CWS (3rd inn., HP umpire Carlos Torres), 5/11/22 at ATL (6th inn., HP umpire Adam Beck), 8/4/22 at KC (7th inn., HP umpire Bill Welke), 8/19/22 at BAL (4th inn., HP umpire Todd Tichenor)

Alex Cora's Major League Playing Record

YEAR	CLUB	AVG	G	AB	R	H	2B	3B	HR	RBI	SH	SF	HB	BB	SO	SB	CS	OBP	SLG	OPS
1998	LOS ANGELES-NL	.121	29	33	1	4	0	1	0	0	2	0	1	2	8	0	0	.194	.182	.376
1999	LOS ANGELES-NL	.167	11	30	2	5	1	0	0	3	0	0	1	0	4	0	0	.194	.200	.394
2000	LOS ANGELES-NL	.238	109	353	39	84	18	6	4	32	6	2	7	26	53	4	1	.302	.357	.658
2001	LOS ANGELES-NL	.217	134	405	38	88	18	3	4	29	3	2	8	31	58	0	2	.285	.306	.591
2002	LOS ANGELES-NL	.291	115	258	37	75	14	4	5	28	2	0	7	26	38	7	2	.371	.434	.805
2003	LOS ANGELES-NL	.249	148	477	39	119	24	3	4	34	9	2	10	16	59	4	2	.287	.338	.625
2004	LOS ANGELES-NL	.264	138	405	47	107	9	4	10	47	12	2	18	47	41	3	4	.364	.380	.745
2005	CLEVELAND	.205	49	146	11	30	5	2	1	8	1	1	4	5	18	6	0	.250	.288	.538
	BOSTON	.269	47	104	14	28	3	2	2	16	3	2	1	6	12	1	2	.310	.394	.704
2006	BOSTON	.238	96	235	31	56	7	2	1	18	4	0	6	19	29	6	2	.312	.298	.609
2007	BOSTON	.246	83	207	30	51	10	5	3	18	7	2	9	7	23	1	1	.298	.386	.684
2008	BOSTON	.270	75	152	14	41	8	2	0	9	1	1	9	16	13	1	1	.371	.349	.720
2009	NEW YORK-NL	.251	82	271	31	68	11	1	1	18	8	1	3	25	28	8	3	.320	.310	.630
2010	NEW YORK-NL	.207	62	169	14	35	6	3	0	20	2	2	4	10	16	4	1	.265	.278	.543
	TEXAS	.286	4	7	0	2	0	0	0	0	0	0	0	0	0	0	0	.286	.286	.571
2011	WASHINGTON	.224	91	156	12	35	6	1	0	6	1	1	2	12	23	2	0	.287	.276	.562
Major League Totals		.243	1273	3408	360	828	140	39	35	286	61	18	90	248	423	47	21	.310	.338	.648
Red Sox Totals		.252	301	698	89	176	28	11	6	61	15	5	25	48	77	9	6	.321	.350	.670

58 DAVE BUSH

PITCHING COACH

Opening Day Age: 43

Born: 11/9/1979 in Pittsburgh, PA

MLB Coaching Career: Pitching Coach,

Boston Red Sox (2020-present)



Coaching Staff

Coaching/Professional Career

Is in his 4th season on the Red Sox staff...Was named Pitching Coach on 10/31/19.

The 2023 season will be his 8th in the Red Sox organization...Previously served as the club's Pitching Development Analyst from 2016-18 and as Pitching Coordinator, Performance in 2019.

In 2022, Sox pitchers led the AL with 5 complete games, 2nd most in MLB (MIA-6)...The Sox started a rookie pitcher in 42 games; prior to 2022, the most recent seasons in which the Sox had 40+ games started by a rookie were 2015 (45), 2007 (43), and 1984 (44).

In 2021, the Sox used 33 pitchers, their most in franchise history...The club lowered its ERA from 5.58 (2020) to 4.26 (2021), the largest improvement in the AL...The Sox also allowed the fewest HR/9.0 IP in the AL (1.12).

In 2020, the Red Sox used an MLB-high 16 starting pitchers, only their 6th time using that many in a season (18 in 1909 and 1952; 16 in 1911, 1932, and 1940).

Prior to joining the Red Sox, spent 2 years coaching at Bridgton Academy in Bridgton, ME.

Served as the pitching coach for South Africa at the 2016 World Baseball Classic Qualifier...Was also the pitching coach for the Chinese national team from 2016-17, including at the 2017 World Baseball Classic.

Held other coaching roles through MLB International from 2015-17, including stints at the Development Centers in China, Elite Camps in Europe and Africa, and as an assistant with the Chinese Junior National Team in 2016.

Playing Career

Pitched professionally for 12 seasons (2002-13).

Selected in the 2nd round of the 2002 June Draft by the Blue Jays...Was also selected in the 4th round of the 2001 June Draft by the Devil Rays, but did not sign.

Appeared in 211 ML games (187 GS) for TOR (2004-05, '13), MIL (2006-10), and TEX (2011).

DON'T TALK ABOUT IT

Bush carried a no-hitter into the 8th inning 3 times during his MLB career: 7.1 IP on 7/20/04 at OAK, 7.0 IP on 6/19/08 vs. TOR, and 7.1 IP on 4/23/09 at PHI.

Finished 8th in AL Rookie of the Year voting in 2004 after going 5-4 with a 3.69 ERA (40 ER/97.2 IP).

Made at least 30 starts 3 times, all for the Brewers: 32 in 2006, 31 in 2007, and 31 in 2010.

Made 1 Postseason appearance during his career... Started Game 3 of the 2008 NLDS vs. PHI and allowed 1 run in 5.1 innings to earn the win (5 H, 3 SO).

Appeared in 17 games (15 starts) for SK Wyverns of the Korea Baseball Organization in 2012.

Personal

Full name is David Thomas Bush.

He and his wife, Carrie, have a daughter, Avery, and 2 sons, Jarrett and Trevor.

Graduated from Conestoga High School in Berwyn, PA, and Wake Forest University in Winston-Salem, NC.

Inducted into the Wake Forest Sports Hall of Fame in 2014...Holds program records for saves in a career (38) and in a season (16 in 2001), as well as pitching appearances in a career (142) and season (41 in 2001).

Was a 2001 First-Team All-Atlantic Coast Conference selection and ACC Tournament Most Valuable Player as the Demon Deacons won the conference tournament.

Inducted into the Cape Cod Baseball League Hall of Fame in 2011...Pitched for the Chatham A's in 2000 and 2001, posting a combined 0.56 ERA (3 ER/48.0 IP) with 63 SO and 12 BB in 38 games...Also threw 5.0 scoreless innings (3 G) in the 2001 playoffs.

Dave Bush's Major League Playing Record

YEAR	CLUB	W-L	ERA	G	GS	CG	SHO	SV	IP	H	R	ER	HR	HB	BB	SO	WP	BK
2004	TORONTO	5-4	3.69	16	16	1	1	0	97.2	95	47	40	11	6	25	64	3	0
2005	TORONTO	5-11	4.49	25	24	2	0	0	136.1	142	73	68	20	13	29	75	2	0
2006	MILWAUKEE	12-11	4.41	34	32	3	2	0	210.0	201	111	103	26	18	38	166	6	0
2007	MILWAUKEE	12-10	5.12	33	31	0	0	0	186.1	217	110	106	27	11	44	134	3	0
2008	MILWAUKEE	9-10	4.18	31	29	0	0	0	185.0	163	92	86	29	10	48	109	2	1
2009	MILWAUKEE	5-9	6.38	22	21	0	0	0	114.1	131	84	81	19	15	37	89	2	0
2010	MILWAUKEE	8-13	4.54	32	31	0	0	0	174.1	198	108	88	28	4	65	107	1	1
2011	TEXAS	0-1	5.79	17	3	0	0	0	37.1	47	27	24	6	3	9	23	2	0
2013	TORONTO	0-0	15.00	1	0	0	0	0	3.0	5	5	5	4	0	1	1	0	0
Major League Totals		56-69	4.73	211	187	6	3	0	1144.1	1199	657	601	170	80	296	768	21	2

62 PETE FATSE

HITTING COACH



Pete Fatse

Opening Day Age: 35

Born: 8/3/1987 in Holyoke, MA

MLB Coaching Career: Assistant Hitting Coach,

Boston Red Sox (2020-21); Hitting Coach,

Boston Red Sox (2022-present)

Coaching/Professional Career

Is in his 4th season on a Major League coaching staff, all with the Red Sox.

Was named Assistant Hitting Coach on 10/31/19 and promoted to Hitting Coach on 12/20/21.

In his first 3 seasons with BOS (2020-22), the Red Sox led the AL in XBH (1,297) and ranked among the top 5 in runs (3rd, 1,856), AVG (2nd, .260), OBP (4th, .326), SLG (2nd, .432), and OPS (2nd, .757).

Prior to joining BOS, served as MIN's Minor League Hitting Coordinator during the 2019 season.

In 2013, opened Advanced Performance Academy in Palmer, MA...From 2013-19, served as the academy's director of player development, training hitters from the youth level to Major League ranks.

2022 Highlights

The Red Sox led the majors in doubles (352) and tied for the AL lead in XBH (519)...They ranked among the AL's top 4 in AVG (2nd, .258), OBP (3rd, .325), SLG (4th, .424), OPS (4th, .735), and runs scored (4th, 735).

From 8/25 through the end of the season, the Red Sox led the majors in AVG (.269) and OBP (.342).

The Red Sox recorded 15+ hits in a game 12 times, tied for most in the majors (also CWS, NYM, and SD)...They scored 15+ runs in a game 3 times, tied for 2nd most in the majors (CHC-4, NYY-3, STL-3).

The Red Sox hit .354 with a .936 OPS on the first pitch, leading the AL in AVG and ranking 2nd in OPS (TOR-.970).

Playing Career

Selected by the Brewers in the 24th round of the 2009 June Draft and played 2 seasons in the club's minor league system.

In 160 games in MIL's system, hit .232 (125-for-539) while making 49 starts in LF, 42 in RF, 3 in CF, 28 at 3B, and 15 at 2B.

Also played in the independent leagues for the Pittsfield Colonials of the Canadian-American Association (2011) and the Florence Freedom of the Frontier League (2012).

Personal

Full name is Peter Charles Fatse (FATS-ee).

He and his wife, Melissa, have a daughter, Brooke, and a son, Bryce.

Graduated in 2006 from Minnechaug Regional High School in Wilbraham, MA, where he was a standout on the baseball and hockey teams...Named the 2006 WMASS *Springfield Republican* Player of the Year in baseball, as well as a Massachusetts State All-Star.

RED SOX OFFENSIVE RANKINGS, 2020-22

Stat	AL	MLB
4.83 runs per game	3rd	5th
.260 AVG	2nd	2nd
.757 OPS	2nd	4th
1,297 XBH	1st	3rd

RECORD-BREAKING OFFENSE

In 2021, the Red Sox led the majors with 37 three-run homers, their most in franchise history (source: Elias). In the 2021 Postseason, the Sox set several MLB and franchise records; among them, they set the MLB record for consecutive Postseason games with 10+ hits (6) and set franchise records for most HR in a single Postseason (21) and highest AVG in a Postseason series (.341, ALDS).

CROSSROADS

From *The Boston Globe's* Alex Speier on 2/5/22:

Pete Fatse's mind stewed in the Phoenix Airport in the spring of 2011. As he waited for an unwanted flight home, the Western Massachusetts native, fresh off his release by the Brewers, ticked through a list of peers in minor league camp whom he considered less deserving of a roster spot.

But the 23-year-old's exercise in frustration quickly yielded to realism.

"I remember just sitting there in the airport thinking to myself, 'I'm the only guy here. This is all on me,'" said Fatse. "At that moment, I decided basically, you either go home and you get prepped for law school, or you try and figure out what makes you you [as a baseball player]. It's one or the other."

Played 3 seasons for the University of Connecticut (2007-09)...Was teammates with Matt Barnes, George Springer, Nick Ahmed, Scott Oberg, and John Andreoli.

In 2008, was selected to the NEIBA New England College Baseball All-Star Game, played at Fenway Park.

53 CARLOS FEBLES

THIRD BASE COACH

Opening Day Age: 46

Born: 5/24/1976 in El Seibo, DR

MLB Coaching Career: Third Base Coach,

Boston Red Sox (2018-present)



Coaching Career

Is in his 17th season coaching in the Red Sox organization, his 6th on the ML coaching staff.

Named Red Sox Third Base Coach and Infield Instructor on 11/2/17.

Won a World Series title with the Red Sox in 2018.

Helped Alex Cora lead the AL to a 4-3 win over the NL in MLB's 90th All-Star Game on 7/9/19 at CLE.

Has managed 904 minor league games, all in the Red Sox organization...Also served as the hitting coach at Salem from 2009-10 and High-A Lancaster in 2008 (see table on right).

Following the 2022 season, served as bench coach for Tigres del Licey in the Dominican Winter League, helping the club win the league title...Also served as a coach for Toros del Este in the Dominican Winter League following the 2017 season.

Playing Career

Played 10 professional seasons as a 2nd baseman in the KC (1995-2003) and BOS (2004) organizations.

Appeared in 506 ML games for KC from 1998-2003... Ranks 4th in Royals history with 454 starts at 2nd base.

FEBLES'S COACHING CAREER

Year	Club (Role)
2007	Short-A Lowell (Coach)
2008	High-A Lancaster (Hitting Coach)
2009-10	High-A Salem (Hitting Coach)
2011	Short-A Lowell (Manager)
2012-13	Single-A Greenville (Manager)
2014-15	High-A Salem (Manager)
2016-17	Double-A Portland (Manager)
2018-present	Boston (Third Base Coach)

Hit 9 triples as a rookie in 1999, tying teammate Johnny Damon for 2nd-most in the AL.

His last season as a player came in 2004 with the Triple-A Pawtucket Red Sox.

Personal

Full name is Carlos Manuel Febles ("FEB-less").

Married to Nadelin...The couple has 2 children, Karla and Carlos, Jr.

Carlos Febles's Major League Playing Record

YEAR	CLUB	AVG	G	AB	R	H	2B	3B	HR	RBI	SH	SF	HB	BB	SO	SB	CS	OBP	SLG	OPS
1998	KANSAS CITY	.400	11	25	5	10	1	2	0	2	0	0	0	4	7	2	1	.483	.600	1.083
1999	KANSAS CITY	.256	123	453	71	116	22	9	10	53	12	3	10	47	91	20	4	.337	.411	.748
2000	KANSAS CITY	.257	100	339	59	87	12	1	2	29	13	1	10	36	48	17	6	.345	.316	.660
2001	KANSAS CITY	.236	79	292	45	69	9	2	8	25	1	1	1	22	58	5	2	.291	.363	.654
2002	KANSAS CITY	.245	119	351	44	86	16	4	4	26	5	0	7	41	63	16	5	.336	.348	.683
2003	KANSAS CITY	.235	74	196	31	46	5	0	0	11	5	0	5	13	30	8	2	.299	.260	.559
Major League Totals		.250	506	1656	255	414	65	18	24	146	36	5	33	163	297	68	20	.328	.354	.683

81 ANDY FOX

FIELD COORDINATOR

Opening Day Age: 52

Born: 1/12/1971 in Sacramento, CA

MLB Coaching Career: First Base Coach, Florida Marlins (2007-09);

Field Coordinator, Boston Red Sox (2022-present)



Andy Fox

Coaching Career

Is in his 13th season in the Red Sox organization, his 2nd on the ML coaching staff.

Previously served as the Red Sox' minor league infield coordinator (2011-21) and assistant field coordinator (2019-21)...Also joined the ML club for part of the 2021 season, including during the Postseason run to the ALCS.

Prior to joining the Red Sox organization, served as the Marlins' first base coach and infield coach (2007-09), his first ML coaching experience.

Began his coaching career as manager of the Rangers' Single-A Clinton affiliate in 2006...Was the hitting coach for the Mariners' Double-A West Tennessee affiliate in 2010.

ANDY FOX'S MLB CAREER DEFENSIVE APPEARANCES

Pos.	G	GS	Inn.
1B	16	15	129.0
2B	169	117	1,065.1
3B	135	75	763.0
SS	264	219	2,018.1
LF	24	7	83.0
CF	10	6	60.2
RF	47	26	254.2

Playing Career

Is a 2-time World Series champion as a player with the Yankees (1996) and Marlins (2003).

Played in 776 games across 9 seasons with the Yankees (1996-97), Diamondbacks (1998-2000), Marlins (2000-03), Expos (2004), and Rangers (2004).

His final season as a player was 2005, when he appeared in 15 games for Triple-A Salt Lake (LAA).

Was 74-for-99 (74.7%) in stolen base attempts during his ML career...Ranked T-7th in the NL and T-10th in MLB in stolen bases in 2002 (31-for-38, 81.6%).

Selected by NYY in the 2nd round of the 1989 June Draft out of Christian Brothers High School (Sacramento, CA).

CHAMPIONSHIP CALIBER

Fox has been a part of 4 World Series championship organizations, including 2 as a player (1996 Yankees and 2003 Marlins) and 2 as a minor league coordinator (2013 and 2018 Red Sox). As a rookie with the Yankees in 1996, he played in 113 games during the regular season and 8 in the Postseason. With the Marlins in 2003, he played in 70 games during the regular season but did not appear in the Postseason.

Personal

Full name is Andrew Junipero Fox.

Andy Fox's Major League Playing Record

YEAR	CLUB	AVG	G	AB	R	H	2B	3B	HR	RBI	SH	SF	HB	BB	SO	SB	CS	OBP	SLG	OPS
1996	NEW YORK-AL	.196	113	189	26	37	4	0	3	13	9	0	1	20	28	11	3	.276	.265	.541
1997	NEW YORK-AL	.226	22	31	13	7	1	0	0	1	2	0	0	7	9	2	1	.368	.258	.626
1998	ARIZONA	.277	139	502	67	139	21	6	9	44	0	1	18	43	97	14	7	.355	.396	.751
1999	ARIZONA	.255	99	274	34	70	12	2	6	33	1	3	9	33	61	4	1	.351	.380	.731
2000	ARIZONA	.209	31	86	10	18	4	0	1	10	0	0	0	4	16	2	1	.244	.291	.535
	FLORIDA	.244	69	164	19	40	4	2	3	10	0	0	3	18	37	8	3	.330	.348	.677
2001	FLORIDA	.185	54	81	8	15	0	1	3	7	0	0	2	15	17	1	0	.327	.321	.648
2002	FLORIDA	.251	133	435	55	109	14	5	4	41	5	3	10	49	94	31	7	.338	.333	.671
2003	FLORIDA	.194	70	108	12	21	5	1	0	8	1	0	4	7	29	1	2	.269	.259	.528
2004	MONTREAL	.093	34	43	2	4	0	0	1	1	0	0	0	0	16	0	0	.093	.163	.256
	TEXAS	.083	12	12	2	1	0	0	0	0	0	0	0	1	3	0	0	.154	.083	.237
Major League Totals		.239	776	1925	248	461	65	17	30	168	18	7	47	197	407	74	25	.324	.338	.662

84 KYLE HUDSON

FIRST BASE COACH

Opening Day Age: 36

Born: 1/7/1987 in Mattoon, IL

MLB Coaching Career: Coaching Assistant,
Cleveland Guardians (2020-22); First Base Coach,
Boston Red Sox (1st season)



Coaching
Staff

Coaching Career

- Is in his 1st season on the Red Sox coaching staff... Named First Base Coach on 1/4/23... Will also coordinate the club's outfield instruction.
- Spent the last 6 seasons (2017-22) in the CLE organization, including the last 3 as a ML coaching assistant... In that role, he instructed the club's outfielders and handled advance scouting duties.
- Prior to joining CLE's Major League staff, served as bench coach for High-A Lynchburg (2017), Single-A Lake County (2018), and Triple-A Columbus (2019).
- Served as an assistant coach for his alma mater, the University of Illinois, before joining the CLE organization.

Playing Career

- Selected by BAL in the 4th round of the 2008 First-Year Player Draft.
- Played in 14 ML games, all with the Orioles in 2011... Made 7 starts in LF and 1 in CF.
- Made his big league debut on 9/4/11 at TB, starting in LF and going 0-for-3... Recorded his 1st hit the following day at Yankee Stadium.
- Also played in 671 minor league games, batting .273 with a .359 OBP and 189 stolen bases... Made 152 starts in LF, 122 in CF, and 8 in RF.
- Stole 20+ bases in a season 5 times, including 40 in 2010 and 41 in 2011.
- After spending his first 4 pro seasons in the BAL system (2008-11), played in the minors from 2012-15 in the PHI (2012), TB (2012), BAL (2013), LAA (2014), and LAD (2015) organizations.

IN A PINCH

Hudson's final Major League game as a player came against the Red Sox on 9/28/11 at Camden Yards. With BAL trailing, 3-2, with 2 outs in the 9th inning, he pinch ran for Chris Davis, who doubled off Jonathan Papelbon. Hudson would score the tying run on a Nolan Reimold ground-rule double, as the Orioles went on to win, 4-3.

Personal

- Full name is Kyle Jordan Hudson.
- He and his wife, Shaela, have 2 daughters, Hadley and Harlow.
- Played 3 years of baseball and football at the University of Illinois... Named the school's 2005-06 male Newcomer of the Year at the year-end Scholar-Athlete Banquet.
- Was the Illinois baseball team's starting center fielder... In 141 career games, hit .376 with 66 stolen bases.
- Led the Illinois football team in receiving yards as a freshman (2005) and sophomore (2006)... Named the team's 2005 Rookie of the Year and Most Outstanding Wide Receiver... Finished his career with 999 receiving yards.
- Inducted into the Mattoon High School Hall of Fame in January 2006... Lettered in baseball, football, basketball, and track & field... Won the Illinois state high jump title as a junior in 2004.
- His father, Darryl, played baseball at Lakeland College... His sister, Kelsey, played basketball at Lakeland.

Kyle Hudson's Major League Playing Record

YEAR	CLUB	AVG	G	AB	R	H	2B	3B	HR	RBI	SH	SF	HB	BB	SO	SB	CS	OBP	SLG	OPS
2011	BALTIMORE	.143	14	28	3	4	0	0	0	0	2	1	0	0	6	2	0	.143	.143	.286

54 LUIS ORTIZ

ASSISTANT HITTING COACH/INTERPRETER



Luis Ortiz

Opening Day Age: 52

Born: 5/25/1970 in Santo Domingo, DR

MLB Coaching Career: Field and Hitting Coordinator, San Diego Padres (2015-17); Assistant Hitting Coach, Los Angeles Dodgers (2018); Hitting Coach, Texas Rangers (2019-21); Assistant Hitting Coach/Interpreter, Boston Red Sox (2022-present)

Coaching Career

Is in his 2nd season in the Red Sox organization as a coach...Named Assistant Hitting Coach/Interpreter on 12/20/21.

This is his 9th season on a ML coaching staff...Served as Hitting Coach for the Rangers (2019-21), Assistant Hitting Coach for the Dodgers (2018), and Field and Hitting Coordinator for the Padres (2015-17).

In 2018 with the Dodgers, helped coach an offense that led the National League in runs, HR, walks, and SLG en route to the NL pennant.

Also served as assistant field coordinator and cultural development coordinator in CLE's player development system from 2013-14.

Served as the Rangers' Roving Hitting Instructor (2009-11) and Assistant Hitting Coordinator (2012).

Began his coaching career as hitting instructor with the Rangers' Short-A Spokane affiliate in 2008.

Prior to coaching, owned Swing City at the Athletic Village, a baseball instructional facility in Keller, TX... Produced books and videos on hitting instruction.

2022 Highlights

The Red Sox led the majors in doubles (352) and tied for the AL lead in XBH (519)...They ranked among the AL's top 4 in AVG (2nd, .258), OBP (3rd, .325), SLG (4th, .424), OPS (4th, .735), and runs scored (4th, 735).

Beginning 8/25, the Red Sox led the majors in AVG (.269) and OBP (.342).

The Red Sox recorded 15+ hits in a game 12 times, tied for most in the majors (also CWS, NYM, and SD)...They scored 15+ runs in a game 3 times, tied for 2nd most in the majors (CHC-4, NYY-3, STL-3).

The Red Sox hit .354 with a .936 OPS on the first pitch, leading the AL in AVG and ranking 2nd in OPS (TOR-.970).

REUNITED

Ortiz was selected by the Red Sox in the 8th round of the 1991 June Draft out of Union University (Jackson, TN). He played 16 games for Boston, making his MLB debut on 8/31/93 at Fenway Park. He also spent parts of 4 seasons in the Sox' minor league system.

Playing Career

Selected by BOS in the 8th round of the 1991 June Draft.

His 14-year professional career included 60 ML games between BOS (16, 1993-94) and TEX (44, 1995-96).

Made his ML debut on 8/31/93 at Fenway Park against the Rangers...Started at 3B and went 2-for-3.

Posted a .296 AVG (1,060-for-3,576) and .791 OPS in 1,023 career minor league games...Played 384 games at 3B, 362 at 1B, 30 in LF, and 3 at 2B.

Spent most of the 1997 season with the Yakult Swallows in Japan's Nippon Professional Baseball.

Played in the following minor league systems from 1997-2004: TEX (1997), KC (1998), MIL (1999), ARI (2000), MON (2001-04), and STL (2004).

In 2001, also played 28 games between Monterrey and Tabasco of the Mexican League, as well as 45 games for the independent Winnipege Goldeyes.

Personal

Full name is Luis Alberto Ortiz.

Married to Susan...The couple has 4 children: Gabriela, Naomi, Samantha, and Moriah.

Attended Union University (Jackson, TN), where he set an NAIA record with a .911 career SLG from 1988-91.

Returned to Union in 2003 and became the 1st Dominican-born Major Leaguer to earn his college degree... Majored in physical education and minored in marketing.

Inducted into Union's Sports Hall of Fame in 2007.

Luis Ortiz's Major League Playing Record

YEAR	CLUB	AVG	G	AB	R	H	2B	3B	HR	RBI	SH	SF	HB	BB	SO	SB	CS	OBP	SLG	OPS
1993	BOSTON	.250	9	12	0	3	0	0	0	1	0	0	0	0	2	0	0	.250	.250	.500
1994	BOSTON	.167	7	18	3	3	2	0	0	6	1	3	0	1	5	0	0	.182	.278	.460
1995	TEXAS	.231	41	108	10	25	5	2	1	18	0	1	0	6	18	0	1	.270	.343	.612
1996	TEXAS	.286	3	7	1	2	0	1	1	1	0	0	0	0	1	0	0	.286	1.000	1.286
Major League Totals		.228	60	145	14	33	7	3	2	26	1	4	0	7	26	0	1	.256	.359	.615

85 BEN ROSENTHAL

ASSISTANT HITTING COACH

Opening Day Age: 43

Born: 7/25/1979 in Phoenix, AZ

MLB Coaching Career: Assistant Hitting Coach,
Boston Red Sox (2022-present)



Coaching
Staff

Coaching Career

Is in his 2nd season with the Red Sox...Named Assistant Hitting Coach on 12/20/21.

Prior to joining BOS, spent 5 seasons as a minor league hitting coach in the Astros organization: Single-A Quad Cities (2017), High-A Buies Creek (2018), Triple-A Round Rock (2019-20), and Triple-A Sugar Land (2021).

In 2021, helped lead Sugar Land to a Triple-A West East Division title...In 2019 with Triple-A Round Rock, coached 2019 AL Rookie of the Year Yordan Álvarez...Helped guide High-A Buies Creek to the 2018 Carolina League title.

Served as head coach of Mira Mesa High School (CA) in 2013 and third base coach and hitting coach for Point Loma Nazarene University (CA) from 2014-16.

Began his coaching career as first assistant at Bishop Gorman High School (NV) from 2011-12...Coached Joey Gallo, who was selected by TEX in the 1st round (39th overall) in the 2012 June Draft.

2022 Highlights

The Red Sox led the majors in doubles (352) and tied for the AL lead in XBH (519)...They ranked among the AL's top 4 in AVG (2nd, .258), OBP (3rd, .325), SLG (4th, .424), OPS (4th, .735), and runs scored (4th, 735).

Beginning 8/25, the Red Sox led the majors in AVG (.269) and OBP (.342).

The Red Sox recorded 15+ hits in a game 12 times, tied for most in the majors (also CWS, NYM, and SD)...They scored 15+ runs in a game 3 times, tied for 2nd most in the majors (CHC-4, NYY-3, STL-3).

The Red Sox hit .354 with a .936 OPS on the first pitch, leading the AL in AVG and ranking 2nd in OPS (TOR-.970).

Playing Career

Played 2 seasons in the STL system (2004-05) as a left-handed hitting catcher and outfielder...Appeared in 63 games between Single-A Peoria and High-A Palm Beach.

Played in 198 games across 3 seasons of independent baseball for the Niagara Stars (2003), Allentown Ambassadors (2003), Les Capitaes de Quebec (2005), and El Paso Diablos (2005-06).

Personal

Full name is Benjamin Lloyd Rosenthal.

He and his wife, Katie, have 2 daughters, Avery and Kennedy.

Played at Riverside City College (1998-99) and San Diego State University (2000-01).

Earned his degree in kinesiology with a supplement in introductory sciences from San Diego State in 2002 and a master's degree from Asuza Pacific University in 2008.

Holds certification from Titleist Performance Institute and The Ready State.

33 JASON VARITEK

GAME PLANNING COORDINATOR



Jason Varitek

Opening Day Age: 50

Born: 4/11/1972 in Rochester, MI

MLB Coaching Career: Catching Coach, Boston Red Sox

(September 2012-20); Game Planning Coordinator,

Boston Red Sox (2021-present)

Coaching Career

Is in his 27th season in the Red Sox organization as a player, executive, and coach (1997-2023).

Will once again serve as the club's catching coach in 2023.

Has won 4 World Series titles with the Red Sox, 2 as a player (2004, '07) and 2 as an executive/coach (2013, '18).

The 2021 season marked his 1st stint as a full-time member of the Red Sox' ML coaching staff...Named Game Planning Coordinator on 11/20/20, after spending the entire 2020 season with the ML coaching staff.

Named Special Assistant/Catching Coach in September 2012...Assisted the head of Baseball Operations in Major League personnel decisions, evaluations, and the mentorship and on-field instruction of young players at the major and minor league levels.

Playing Career

Spent his entire 15-year ML playing career with the Red Sox (1997-2011)...On 7/31/97, traded from SEA to BOS with RHP Derek Lowe in exchange for RHP Heathcliff Slocumb.

Is the most recent Red Sox player to hold the title of captain...Selected as the 18th full-time captain in team history on 12/24/04.

Was the 1st Major League catcher to catch 4 no-hitters (matched in 2015 by Carlos Ruiz).

Holds the Red Sox record for games caught (1,488).

Was a 3-time AL All-Star (2003, '05, '08).

Finished in the top 30 in AL MVP voting in 2003 (24th), 2004 (30th), and 2005 (21st).

Won Gold Glove and Silver Slugger Awards in 2005... Was the 1st Red Sox catcher to win a Silver Slugger.

Ranks 2nd all-time in Red Sox history in postseason games (63), at-bats (228), runs (37), and hits (54)...Also ranks T-2nd in HR (11) and 3rd in RBI (33).

Was a 2-time 1st-round selection in the June Draft by MIN (1993, 21st overall) and SEA (1994, 14th)... Also selected by HOU in the 23rd round of the 1990 June Draft.

VARITEK'S HALL OF FAME MEMBERSHIP

Organization	Inducted
Cape Cod Baseball League	2002
Georgia Institute of Technology	2004
Boston Red Sox	2016
National College Baseball	2020

MOST SEASONS PLAYED WITH THE RED SOX (1901-2022)

Rk.	Player	Seasons
1.	Carl Yastrzemski	23 (1961-83)
T2.	Dwight Evans	19 (1972-90)
T2.	Ted Williams	19 (1939-42, '46-60)
4.	Tim Wakefield	17 (1995-2011)
5.	Jim Rice	16 (1974-89)
6.	Jason Varitek	15 (1997-2011)

MOST GAMES PLAYED WITH THE RED SOX (1901-2022)

Rk.	Player	Games
1.	Carl Yastrzemski	3,308
2.	Dwight Evans	2,505
3.	Ted Williams	2,292
4.	Jim Rice	2,089
5.	David Ortiz	1,953
6.	Bobby Doerr	1,865
7.	Harry Hooper	1,646
8.	Wade Boggs	1,625
9.	Rico Petrocelli	1,553
10.	Jason Varitek	1,546

VARITEK'S 4 NO-HITTERS CAUGHT

Game	Pitcher	Stats	Batters	Pitches/Strikes	Score
4/4/01 at BAL	Hideo Nomo	9.0 IP, 0 H, 0 R, 3 BB, 11 SO	30	110/69	W, 3-0
4/27/02 vs. TB	Derek Lowe	9.0 IP, 0 H, 0 R, 1 BB, 6 SO	28	97/66	W, 10-0
9/1/07 vs. BAL	Clay Buchholz	9.0 IP, 0 H, 0 R, 3 BB, 9 SO	30	115/73	W, 10-0
5/19/08 vs. KC	Jon Lester	9.0 IP, 0 H, 0 R, 2 BB, 9 SO	29	130/86	W, 7-0

Jason Varitek, Continued

Personal

- Full name is Jason Andrew Varitek...Nicknamed "Tek."
- He and his wife, Catherine, have 4 daughters, Alexandra, Kendall, Caroline, and Liv.
- Is 1 of 3 individuals to play in the Little League World Series, College World Series, and MLB World Series (also Ed Vosberg and Michael Conforto).
- Played in the 1984 Little League World Series, leading the Altamonte Springs, FL team to victory in the U.S. Championship bracket.
- Graduated from Lake Brantley High School (Altamonte Springs, FL).
- Played 4 seasons at Georgia Institute of Technology (1991-94)...His 253 games are still a program record...Hit .400+ with 10+ HR in each of his final 3 seasons...Helped lead the team to the 1994 College World Series title game.
- At Georgia Tech, was a 3-time All-ACC First Team and All-America First Team honoree (1992-94)...Earned the Dick Howser Trophy and Golden Spikes Award in 1994 as the best collegiate player in the country.
- Is the only former Georgia Tech baseball player to have his number retired by the university.
- In 1992, played for the U.S. Olympic team.
- According to Will Leitch of MLB.com, Varitek is the only person to appear in the Little League World Series, College World Series, MLB World Series, World Baseball Classic, and Summer Olympics.

- Played 2 seasons in the Cape Cod Baseball League for the Hyannis Mets.
- In 2012, was honored by Little League International with the William A. "Bill" Shea Distinguished Little League Graduate Award during the 66th Little League Baseball World Series.

In the Community

- Has been active in the Boston community for the past 26 years, participating in events that benefit the Red Sox Foundation and visiting local children's hospitals.
- Earned the BoSox Club's 2004 "Man of the Year" award, recognizing not only contributions to the success of the team on the field, but also cooperation and efforts in community endeavors.
- Received the Boston Children's Hospital Champion Award in 2004.
- Was a spokesman for the Massachusetts Teacher's Association "Read Your Way to Fenway" program.
- Created the Tek's 33's ticket program, inviting Boston Children's Hospital patients and their families to Fenway Park to meet him and watch a game.
- Has met with numerous Make-A-Wish kids.
- Hosted the Jason Varitek Celebrity Putt-Putt tournament to benefit Journey Forward...Also co-hosted the Pitching in for Kids Golf Classic with Tim Wakefield.

Jason Varitek's Major League Playing Record

YEAR	CLUB	AVG	G	AB	R	H	2B	3B	HR	RBI	SH	SF	HB	BB	SO	SB	CS	OBP	SLG	OPS
1997	BOSTON	1.000	1	1	0	1	0	0	0	0	0	0	0	0	0	0	0	1.000	1.000	2.000
1998	BOSTON	.253	86	221	31	56	13	0	7	33	4	3	2	17	45	2	2	.309	.407	.716
1999	BOSTON	.269	144	483	70	130	39	2	20	76	5	8	2	46	85	1	2	.330	.482	.813
2000	BOSTON	.248	139	448	55	111	31	1	10	65	1	4	6	60	84	1	1	.342	.388	.730
2001	BOSTON	.293	51	174	19	51	11	1	7	25	1	1	1	21	35	0	0	.371	.489	.859
2002	BOSTON	.266	132	467	58	124	27	1	10	61	1	3	7	41	95	4	3	.332	.392	.724
2003	BOSTON	.273	142	451	63	123	31	1	25	85	5	7	7	51	106	3	2	.351	.512	.863
2004	BOSTON	.296	137	463	67	137	30	1	18	73	0	1	10	62	126	10	3	.390	.482	.872
2005	BOSTON	.281	133	470	70	132	30	1	22	70	1	3	3	62	117	2	0	.366	.489	.856
2006	BOSTON	.238	103	365	46	87	19	2	12	55	1	2	2	46	87	1	2	.325	.400	.725
2007	BOSTON	.255	131	435	57	111	15	3	17	68	0	4	8	71	122	1	2	.367	.421	.788
2008	BOSTON	.220	131	423	37	93	20	0	13	43	0	2	6	52	122	0	1	.313	.359	.672
2009	BOSTON	.209	109	364	41	76	24	0	14	51	0	4	3	54	90	0	0	.313	.390	.703
2010	BOSTON	.232	39	112	18	26	6	0	7	16	0	1	0	10	35	0	0	.293	.473	.766
2011	BOSTON	.221	68	222	32	49	10	1	11	36	3	0	4	21	67	0	0	.300	.423	.723
Major League Totals		.256	1546	5099	664	1307	306	14	193	757	22	43	61	614	1216	25	18	.341	.435	.776



Jason Varitek helped lead the Red Sox to the 2004 World Series title, their first championship since 1918.



Tek caught the final out of the 2007 World Series, a Seth Smith swinging strikeout.

60 RAMÓN VÁZQUEZ

BENCH COACH



Ramón Vázquez

Opening Day Age: 46

Born: 8/21/1976 in Aibonito, Puerto Rico

MLB Coaching Career: Coach, San Diego Padres (2017);

Coach/Interpreter, Boston Red Sox (2018-20); Quality Control

Coach/Interpreter, Boston Red Sox (2021); First Base Coach,

Boston Red Sox (2022); Bench Coach, Boston Red Sox (1st season)

Coaching Career

Is in his 6th season on the Red Sox' coaching staff, his 1st as Bench Coach...Was hired on 11/8/17, named First Base Coach on 12/20/21, and named Bench Coach on 11/29/22.

Also coordinated 2023 ML Spring Training camp.

In 2022, coordinated the club's base running instruction.

From 2018-21, served as a liaison between the ML club's advance scouting and statistical analysis efforts for the purpose of presenting information to players and coaches...Also worked with the club's infielders.

Won a World Series title with BOS in 2018.

Helped Alex Cora lead the AL to a 4-3 win over the NL in MLB's 90th All-Star Game on 7/9/19 at CLE.

Made his ML coaching debut with the Padres in 2017, working primarily with infielders.

Spent 3 seasons (2014-16) in the HOU organization...Served as the club's developmental specialist in 2014-15, focusing on infielders...Managed High-A Lancaster in 2016.

Playing Career

Played professionally for 18 seasons (1995-2012) as an infielder...In the majors, appeared at SS (275 games), 3B (212 G), 2B (165 G), and 1B (11 G).

Selected by SEA in the 27th round of the 1995 June Draft...Spent the first 7 years of his career with the Mariners.

Made his ML debut for the 116-win 2001 Mariners...Made his lone postseason appearance in the ALDS that year.

Named a *Baseball America* Triple-A All-Star in 2001 and an Eastern League All-Star in 2000.

Played for Caguas (2004, '08, '10) and Manati (2012) in the Puerto Rican Winter League.

Personal

Full name is Ramón Luis Vázquez.

Married to Griselda...The couple has a son, Nomar, and a daughter, Sofia.

Attended Indian Hills Community College in Centerville, IA, and Juana Colón High School in Comerío, Puerto Rico.

EL CAMPEÓN DE PUERTO RICO

Ramón has won 4 league titles as a manager in Liga de Béisbol Profesional Roberto Clemente, 3rd most all time behind Mako Oliveras (7) and George "Tubby" Scales (6).

Ramón won his first 2 titles with Santurce (2015-16 and 2018-19), while his Caguas club won consecutive titles in 2020-21 and 2021-22. He began the 2022-23 season as the Caguas manager but stepped aside when he was named Bench Coach of the Red Sox. Ramón also worked with Santurce as a 1st base coach during the team's title-winning 2014-15 season.

Ramón and Alex Cora were teammates with Caguas in 2004 and 2010, and for Puerto Rico in the 2009 World Baseball Classic. Ramón was acquired by the Red Sox on 12/20/04 as part of a 4-player deal in exchange for Dave Roberts. He would appear in 27 games with Boston in 2005 before being traded to Cleveland on 7/7/05 in exchange for Cora.

In the Community

On 1/30/18, helped deliver nearly 10 tons of supplies to aid Hurricane Maria recovery efforts in Puerto Rico...The JetBlue plane cargo included medical supplies and vaccines, water filtration systems, first aid kits, flashlights, and diapers...In Caguas, helped distribute food, water, and supplies to nearly 300 families, as well as baseball equipment and athletic gear to roughly 100 children.

Has served as president of the Juntos Dando la Mano foundation in Puerto Rico...Through baseball/softball clinics, tournaments, and raffles, the foundation has raised money for people with cancer and muscular dystrophy.

Ramón Vázquez's Major League Playing Record

YEAR	CLUB	AVG	G	AB	R	H	2B	3B	HR	RBI	SH	SF	HB	BB	SO	SB	CS	OBP	SLG	OPS
2001	SEATTLE	.229	17	35	5	8	0	0	0	4	1	1	0	0	3	0	0	.222	.229	.451
2002	SAN DIEGO	.274	128	423	50	116	21	5	2	32	3	2	1	45	79	7	2	.344	.362	.706
2003	SAN DIEGO	.261	116	422	56	110	17	4	3	30	5	3	2	52	88	10	3	.342	.341	.684
2004	SAN DIEGO	.235	52	115	12	27	3	2	1	13	4	2	0	11	24	1	1	.297	.322	.619
2005	BOSTON	.197	27	61	6	12	2	0	0	4	2	0	0	3	14	0	0	.234	.230	.464
	CLEVELAND	.250	12	24	1	6	3	0	0	1	0	0	0	2	3	0	0	.308	.375	.683
2006	CLEVELAND	.209	34	67	11	14	2	0	1	8	2	2	0	6	18	0	0	.267	.284	.550
2007	TEXAS	.230	104	300	42	69	13	3	8	28	12	2	2	29	72	1	0	.300	.373	.674
2008	TEXAS	.290	105	300	44	87	18	3	6	40	5	4	0	38	66	0	1	.365	.430	.796
2009	PITTSBURGH	.230	101	204	17	47	7	0	1	16	0	2	2	31	47	1	0	.335	.279	.614
Major League Totals		.254	696	1951	244	496	86	17	22	176	34	18	7	217	414	20	7	.328	.350	.678

51 KEVIN WALKER

BULLPEN COACH

Opening Day Age: 46

Born: 9/20/1976 in Irving, TX

MLB Coaching Career: Assistant Pitching Coach,

Boston Red Sox (2020); Bullpen Coach,

Boston Red Sox (2021-present)



Coaching Staff

Coaching Career

Is in his 15th season in the Red Sox organization, his 4th on the ML coaching staff...Named Assistant Pitching Coach on 10/31/19 and Bullpen Coach on 11/20/20.

Prior to joining the ML club, served as pitching coach for Triple-A Pawtucket in 2018 and 2019.

Also served as pitching coach for Double-A Portland (2015-17), High-A Salem (2011-14), Single-A Greenville (2010), and Short-A Lowell (2009).

Playing Career

Had a 14-year playing career from 1995-2008.

Selected in the 6th round of the 1995 June Draft by the Padres.

Played 6 ML seasons as a relief pitcher for the Padres (2000-03), Giants (2004), and White Sox (2005).

Also pitched in the minor league systems of the Rangers (2006) and Rockies (2007).

In 122 ML appearances, went 7-3 with a 4.76 ERA (54 ER/102.0 IP) and 95 SO.

Made 70 appearances for SD during his debut season in 2000, tied with Trevor Hoffman for the team lead... Went 7-1 with a 4.19 ERA (31 ER/66.2 IP).

Is 1 of only 5 Padres rookies ever to make at least 70 pitching appearances in a season.

Prior to the 2000 season, was ranked by *Baseball America* as the No. 14 prospect in the SD organization.

WALKER AS A PITCHING COACH IN THE RED SOX ORGANIZATION

Year	Club
2009	Short-A Lowell
2010	Single-A Greenville
2011-14	High-A Salem
2015-17	Double-A Portland
2018-19	Triple-A Pawtucket
2020	Boston (Assistant Pitching Coach)
2021-22	Boston (Bullpen Coach)

Over 307 career minor league outings from 1995-2008, was 45-47 with a 4.34 ERA (435 ER/767.0 IP).

Pitched for Algodoneros de Guasave of the Mexican Pacific Winter League in 2007-08.

Played 2 seasons with the Camden Riversharks of the independent Atlantic League (2007-08).

Personal

Full name is Kevin Michael Walker.

He and his wife, Aimee, have a daughter, Kamryn, and son, Brady.

Graduated from Grand Prairie (TX) High School.

Was a high school teammate of former ML pitcher Kerry Wood.

Kevin Walker's Major League Playing Record

YEAR	CLUB	W-L	ERA	G	GS	CG	SHO	SV	IP	H	R	ER	HR	HB	BB	SO	WP	BK
2000	SAN DIEGO	7-1	4.19	70	0	0	0	0	66.2	49	35	31	5	5	38	56	2	1
2001	SAN DIEGO	0-0	3.00	16	0	0	0	0	12.0	5	4	4	0	0	8	17	0	1
2002	SAN DIEGO	0-1	5.63	11	0	0	0	0	8.0	12	6	5	2	0	5	11	1	0
2003	SAN DIEGO	0-0	5.40	11	0	0	0	0	6.2	5	4	4	1	0	5	5	0	0
2004	SAN FRANCISCO	0-0	16.20	5	0	0	0	0	1.2	3	3	3	1	1	2	1	0	0
2005	CHICAGO-AL	0-1	9.00	9	0	0	0	0	7.0	10	7	7	1	0	5	5	0	0
Major League Totals		7-3	4.76	122	0	0	0	0	102.0	84	59	54	10	6	63	95	3	2

Major League Personnel



Jack McCormick, Senior Director, Club Relations

Jack is in his 35th season with the Red Sox, his 4th as Senior Director, Club Relations. Previously, he spent 24 seasons as Senior Director, Team Travel, where he was responsible for all of the Major League club's travel plans.

McCormick received the 2017 Tommy McCarthy Memorial Good Guy Award from the Boston chapter of the BBWAA and the 2004 Donald Davidson Memorial Award as MLB's top traveling secretary. A Boston native, McCormick attended Boston State College as an undergraduate and holds a master's degree from Anna Maria College in Paxton, MA. A veteran of the United States Army, Jack resides on the North Shore with his family.



Mike Regan, Director, Major League Operations

Mike begins his 4th season as Director, Major League Operations after serving as Director, Baseball Administration and Special Projects in 2019, and as Assistant Director, Baseball Administration from November 2016-18. A native of West Roxbury, MA, he began his career with the Red Sox in 2010 as an intern in the Baseball Operations department. He has also served as Coordinator, Baseball Operations (2014-16) and Assistant, Baseball Operations (2012-13). A graduate of Trinity College, he captained the school's Division III National Championship baseball team in 2008.

Mike resides in West Roxbury with his wife, Erin, and their daughter, Avery.



Mark Cacciatore, Director, Team Travel

Mark is in his 21st season with the Red Sox and his 4th as Director, Team Travel after serving as Assistant Director, Team Travel in 2019. He began working in the Red Sox security department while attending Bentley College, where he graduated with a degree in marketing in 1990, and spent 3 seasons as a member of the security staff from 1989-91. He returned to the Red Sox in 2006 after 8 years with Fidelity Investments and upon his return he served as Assistant Director, Security through December 2018. A native of Waltham, MA, Mark is responsible for all Major League travel and accommodations during spring training, the regular season, and in the postseason.



Pedro Martinez
Special Assistant to
the Chief Baseball Officer




David Ortiz
Special Assistant to
Fenway Sports Group



Tom McLaughlin
Home Clubhouse
Manager



Edward "Pookie" Jackson
Visiting Clubhouse Manager



Joe Cochran
Senior Club Advisor,
Visiting Clubhouse



Billy Broadbent
Visiting Clubhouse
Coordinator



Mike Brenly
Major League Staff
Assistant



Anna Clemson
Assistant,
Major League Operations




John Coyne
Clubhouse Assistant



Alex Gimenez
Manager,
Major League Operations
& Professional Scouting



Molly Harris
Talent Acquisition Manager,
Baseball Operations



Josh Liebenow
Assistant Home
Clubhouse Manager



Charlie Madden
Bullpen Catcher




Mani Martinez
Bullpen Catcher



Erin Mylett Cox
Executive Assistant/
Manager, Staff Support

Major League Personnel, Continued



May Peckham
Learning & Development
Manager, Baseball
Operations



Matt Sauters
Assistant,
Baseball Operations



Keiichiro Wakabayashi
Interpreter

Baseball Research and Development



Mike Ganley, Director, Baseball Systems

Mike enters his 8th season in the Red Sox organization since joining the club as a senior baseball systems development lead in 2016. He was promoted to Director, Baseball Systems in February 2018. The Hilton, NY native earned a bachelor's degree in Electrical Engineering from WPI and worked as a developer and principal engineer in the energy industry from 2002-16. Mike resides in Norwood, MA with his wife, Mary, their son, Michael Jr., and their daughters, Colleen and Meghan.




Joe McDonald, Director, Baseball Analytics

Joe begins his 5th season as Director, Baseball Analytics after 4 years as a Baseball Operations Analyst. The Malden, MA native enters his 11th season in the organization, having been hired as a Baseball Analytics intern in 2013. Prior to joining the organization, the 2011 Boston College graduate was an intern in both the New York Yankees (2011) and Detroit Tigers (2012) baseball operations departments.



Greg Rybarczyk, Director, Education and Process Analysis

Greg enters his 4th season as Director, Education and Process Analysis after serving as Senior Analyst, Baseball Analytics in 2019 and Senior Analyst, Baseball Research and Development in 2018. He joined the Red Sox as a Baseball Operations Analyst in 2014. A graduate of Union College and veteran of the United States Navy, Rybarczyk got his start in baseball in 2005 when he created "Hit Tracker," a methodology for tracking home run distances since licensed by ESPN.



Andrew Mack, Director, Baseball Strategy/Personnel

Andrew enters his 1st season as Director, Baseball Strategy/Personnel after previously serving as Assistant Director, Professional Scouting from 2021-22. Prior to joining the organization, he spent 6 years with the Los Angeles Angels, ultimately holding the position of Assistant Director, Baseball Operations.

Baseball Research and Development, Continued



Brad Alberts
Manager,
Baseball Analytics



Lily Amadeo
Analyst,
Baseball Analytics




Tyler Burch
Analyst,
Baseball Analytics



Spencer Bingol
Assistant Director,
Baseball Analytics/
Development Research




Michael Cifuentes
Coordinator, Baseball
Strategy/Personnel




Jeb Clarke
Analyst, Major League
Strategic Information




Joe Cronin
Clubhouse Analyst,
Major League
Strategic Information



Aidan Donovan
Manager, Baseball
Strategy/Personnel



Kim Eskew
Senior Developer,
Baseball Systems



Vince Fitzpatrick
Data Engineer,
Baseball Systems



Tyler Forgiore
Major League Assistant,
Baseball Systems



Fred Hubert
Senior Developer,
Baseball Systems



Sam Larson
Analyst,
Baseball Analytics



Eric Last
Developer,
Baseball Systems



Connor McCann
Senior Developer &
Team Lead,
Baseball Systems



Kayla Mei
Analyst,
Baseball Analytics



Dan Meyer
Assistant Director,
Baseball Analytics/
Player Evaluation



Katy McKeough
Analyst,
Baseball Analytics




Dave Miller
Manager, Major League
Strategic Information




Jimmy O'Donnell
Analyst,
Baseball Analytics



Drew Paszek
Data Engineer,
Baseball Systems



Devin Rose
Clubhouse Analyst,
Major League
Strategic Information



Coby Schneider
Assistant,
Baseball Analytics



Scott Steinberg
Assistant,
Baseball Analytics




Ben Stauss
Data Engineer,
Baseball Systems



John Smith
Senior Data Engineer,
Baseball Systems



Deven Swiergiel
Developer,
Baseball Systems



Jonathan Waring
Analyst,
Baseball Analytics



Kameron Wells
Data Engineer,
Baseball Systems

Sports Medicine and Performance



Brad Pearson, MS, ATC, CSCS,
Vice President, Sports Medicine & Performance

Brad begins his 1st season as Vice President of Sports Medicine & Performance after 6 seasons as Director of Sports Medicine Services (2017-22) and 7 as Head Athletic Trainer (2016-22). He previously served as the club's Assistant Athletic Trainer from 2012-15 and Minor League Athletic Training Coordinator from 2009-11. He joined Boston's system as an intern with the Rookie-level Fort Myers team in 2001 and spent 5 years as a trainer for Red Sox affiliates from 2004-08. He also worked as Head Baseball Trainer at the University of Massachusetts (2002-03) and at the College of the Holy Cross (2000-02). The Ludlow, VT native earned a bachelor of science degree in athletic training from Springfield College and a master's degree in exercise science from the University of Massachusetts.

Pearson lives in Lincoln, MA with his wife, Candace, and their two children, Felicity and Cameron.



Dr. Laurence J. Ronan, Medical Director

Dr. Laurence J. Ronan, a staff physician at Massachusetts General Hospital, enters his 18th season as Red Sox Team Physician. He presently serves as Medical Director. A graduate of Harvard College (1977) and Harvard Medical School (1987), Dr. Ronan is board certified in Internal Medicine.

Dr. Ronan is a member of the American College of Physicians and the Association of Major League Baseball Team Physicians. He serves as the Director of the Thomas S. Durant Fellowship in Refugee Medicine and is Senior Adviser to the Red Sox/MassGeneral Hospital Home Base Program for Veterans, as well as the Center for the Integration of Medicine and Innovative Technology.



Dr. Richard Ginsburg, PhD,
Director, Behavioral Health Program

Dr. Richard Ginsburg begins his 9th season as Director, Behavioral Health Service. In addition to his role with the Red Sox, he serves as Co-Director of the Massachusetts General Hospital PACES Institute of Sport Psychology, staff psychologist for MGH Women's Sports Medicine Service, and Director of Psychological Services at the MGH for children Sports Concussion Clinic. Dr. Ginsburg is an assistant clinical professor of psychology at Harvard Medical School and MGH, where he serves as a clinical psychologist and sport psychology consultant. He is also a consultant for the New England Patriots. A native of Baltimore, MD, Dr. Ginsburg originally joined the Red Sox as a consultant in 2013.



Dr. Peter Asnis
Head Team Orthopedist



Brandon Henry
Head Athletic Trainer



Kiyoshi Momose
Head Strength & Conditioning Coach



Jamie Creps
Sr. Major League Physical Therapist/Clinical Specialist



Jon Jochim
Athletic Trainer/Major League Rehab Coordinator



Masai Takahashi
Assistant Athletic Trainer



Anthony Cerundolo
Assistant Athletic Trainer



David Herrera
Assistant Athletic Trainer



Chris Messina
Assistant Strength & Conditioning Coach



Russell Nua
Massage Therapist



Shinichiro Uchikubo
Massage Therapist



Rey Fuentes
Mental Skills Coordinator


RED SOX PHYSICIANS



Dr. Eric Berkson



Dr. Haylee Borgstrom



Dr. Brian Busconi



Dr. Jim Januzzi



Dr. Matt Leibman



Dr. Kelly McInnis



Dr. Evan O'Donnell



Dr. Mark Price



Dr. Arun Ramappa



Dr. Edwin Riley



Dr. Rodrigo Rodrigues



Dr. Miho Tanaka



Dr. George Theodore



Dr. Frank Wang

Sports Medicine and Performance, Continued

ADDITIONAL SPORTS MEDICINE AND PERFORMANCE STAFF

Sports
Medicine &
Performance



Dr. Mark Blais
Consultant



Dr. Stephen Durant
Consultant




T.J. Hagan, DC
Chiropractor Consultant



Sean Hazzard, PA
Physician Assistant



Shaun Owen
Sports Science Coordinator



Ben Piotrowski
Major League
Performance Sous Chef



Donna Scarborough
Biomechanist



Allen Tran
Executive Chef/
Sports Dietician



Elana Webb
Sports Medicine
Administrative Manager

2023 RED SOX



BOSTON



RED SOX

86 WILYER ABREU

OF



Bats: Left • **Throws:** Left • **Height:** 6-0 • **Weight:** 215
Opening Day Age: 23 • **MLB Service:** None
Born: 6/24/1999 in Maracaibo, VZ
Acquired: From the Houston Astros with INF/OF Enmanuel Valdez in exchange for C Christian Vázquez on 8/1/2022
Contract Status: Signed through 2023

Career Highlights

- Is in his 6th professional season, his 1st full season in the Red Sox organization.
- Is attending his 1st Major League Spring Training.
- Enters 2023 ranked a top Red Sox prospect by both *Baseball America* (No. 22) and *MLB.com* (No. 23).
- Begins 2023 having not played above Double-A.
- Appeared in 130 games in CF, 102 in RF, and 100 in LF from 2017-22...Recorded 32 OF assists.
- Has played for Scottsdale in the Arizona Fall League (2020) and Águilas del Zulia in the Venezuelan Winter League (2017, '18, '20).

2022 Highlights

- Spent the season at the Double-A level between the HOU (Corpus Christi) and BOS (Portland) organizations.
- Hit .247 (113-for-457) with 106 runs scored, 29 2B, 19 HR, 73 RBI, 114 BB, and an .834 OPS in 129 games...Set career highs in games, runs, hits, doubles, HR, RBI, walks, stolen bases (31), and OBP (.399).
- Ranked 2nd among all minor leaguers with 114 BB and 5th with 106 runs scored.
- Was 31-for-34 (91.2%) in stolen base attempts.
- Reached base safely in 23 consecutive games from 5/13-6/9 (.456 OBP, 25-for-87, 27 BB).
- Hit a season-high 2 HR on 7/31 at Amarillo, his 3rd career multi-HR game (did so twice in 2021 with High-A Asheville).
- Acquired by BOS on 8/1...Was ranked as HOU's No. 21 prospect by *Baseball America* at the time of his acquisition.
- Reached base safely in 34 of his 40 games with the Sea Dogs, reaching via walk multiple times in 11 games.

WALK THIS WAY

Wilyer ranked 2nd in all of Minor League Baseball with 114 walks in 2022. The only Major Leaguers who drew 100+ walks last season were Juan Soto (135) and Aaron Judge (111).

COVERING YOUR BASES

In 2022, Wilyer was 31-for-34 (91.2%) in stolen base attempts and posted an .834 OPS in 129 games at the Double-A level. He was 1 of only 6 players at the level to steal 30+ bases and post an .800+ OPS (1 of 30 full-season minor leaguers).

MAKING THE CUT

In addition to baseball, one of Wilyer's favorite passions is cutting hair. He told *MassLive.com* in August 2022, "In Venezuela right now, I have a barber shop. And I've learned with those guys." His shop, Activo, is located in his hometown of Maracaibo. Wilyer cuts his own hair and has cut his teammates' hair.

Personal

- Full name is Wilyer David Abreu.
- Rooted for the Rockies growing up in Venezuela, as he and former Rockies All-Star Carlos González share their hometown of Maracaibo, VZ.

Wilyer Abreu's Career Record

YEAR	CLUB	AVG	G	AB	R	H	2B	3B	HR	RBI	SH	SF	HB	BB	SO	SB	CS	OBP	SLG	OPS
2017	DSL Astros Blue	.286	34	119	21	34	5	1	0	16	0	1	4	14	29	7	4	.377	.345	.722
2018	GCL Astros	.223	41	139	22	31	11	0	0	16	2	1	0	18	32	8	4	.310	.302	.612
2019	Quad Cities	.270	35	122	13	33	7	2	1	6	0	0	2	14	29	4	5	.355	.385	.740
	Tri-City	.229	24	70	8	16	4	0	1	7	0	2	0	5	16	2	3	.273	.329	.602
2020									Did Not Play											
2021	Asheville	.268	82	287	52	77	15	1	16	50	0	1	5	38	99	10	11	.363	.495	.858
2022	Corpus Christi	.249	89	329	81	82	24	0	15	54	0	0	4	78	108	23	1	.399	.459	.858
	Portland	.242	40	128	25	31	5	0	4	19	0	0	4	36	45	8	2	.399	.375	.774
Minor League Totals		.252	345	1194	222	304	71	4	37	168	2	9	15	203	358	62	30	.367	.414	.781

2017: Signed by the Houston Astros as an international free agent, 7/2 (signed by Oz Ocampo, Roman Ocumarez, Tom Shafer, and Daniel Acuña);
2022: Acquired by the Boston Red Sox with INF/OF Enmanuel Valdez in exchange for C Christian Vázquez, 8/1

38 JORGE ALFARO

CATCHER

Bats: Right • **Throws:** Right • **Height:** 6-2 • **Weight:** 249

Opening Day Age: 29 • **MLB Service:** 5 years, 83 days

Born: 6/11/1993 in Sincelejo, Colombia

Acquired: Signed as a minor league free agent on 1/18/2023

Contract Status: Signed through 2023



Non-Roster Invitee

Career Highlights

- Is in his 14th professional season, his 1st in the Red Sox organization.
- Originally signed by TEX as international free agent in January 2010.
- Has played in 478 MLB games with PHI (2016-18), MIA (2019-21), and SD (2022).
- Has made 4 Opening Day rosters (2018-19, '21-22)... Opened 2020 on the injured list.
- Has made 384 starts at catcher, 18 in LF, 3 at 1B, and 11 as the DH...Has thrown out 60 of 218 runners attempting to steal (27.5%).
- Leads the majors in walk-off RBI since the start of 2020 (8), 2021 (7), and 2022 (5).
- Named to the 2018 *Baseball America* All-Rookie Team... That season, ranked T-1st in the NL with 21 runners caught stealing, the most by a Phillies Rookie catcher since 1974.
- Homered in his Marlins debut on Opening Day 2019.

Minor League Career Highlights

- Ranked a top 100 prospect by *Baseball America* in 2014 (No. 54), 2015 (No. 67), and 2017 (No. 41)...Ranked as one of his organization's top 3 prospects entering 2014 (No. 2 TEX), 2015 (No. 3 TEX), and 2017 (No. 3 PHI).
- Is a 3-time MiLB.com Organization All-Star (2013-14, '16).
- Named a mid-season All-Star in each season from 2013-17: South Atlantic League (2013), Carolina League (2014), Texas League (2015), Eastern League (2016), and International League (2017)...Also named a 2014 Carolina League post-season All-Star.
- Named Player of the Week in the Carolina League (8/4/14) and Eastern League (4/17/16).
- Selected to the SiriusXM All-Star Futures Game in 2013 and 2014.
- In 2011, named a *Baseball America* Short-Season All-Star and Topps Short-Season/Rookie All-Star.
- In 2013, named to the Arizona Fall League All-Prospect Team and tabbed a Rising Star.

2022 Highlights

- Made the Padres' Opening Day roster...Appeared in 82 games, making 59 starts at catcher and 9 at DH... Threw out 5 of 30 runners attempting to steal (16.7%).
- Despite playing in only 82 games, led the majors with 5 walk-off RBI, the most in a single season in Padres history and the most by an MLB catcher since Hall of Famer Ted Simmons had 5 for MIL in 1983.

HOMETOWN HERO

Jorge competed for Colombia in the 2017 and 2023 World Baseball Classic events. In 2017, he hit a game-tying, 8th-inning HR against Fernando Rodney in the opening round, regarded as one of the most important hits in Colombia baseball history.

ALFARO'S WALK-OFF RBI IN 2022

Game	Inn.	Outs	Walk-Off RBI
5/8 vs. MIA	9	2	3-run pinch-hit HR (W 3-2)
6/21 vs. ARI	11	1	RBI single (W 3-2)
7/7 vs. SF	10	0	pinch-hit RBI single (W 2-1)
9/6 vs. ARI	9	2	2-RBI single (W 6-5)
9/27 vs. LAD	10	2	RBI walk (W 4-3)

Jorge hit a pinch-hit, walk-off HR on Mother's Day. Before the game, his mom told him, "If you're not playing, just be ready. You're gonna hit a home run today." "It's just unbelievable," Alfaro said afterward. "After I hit the ball, I was running the bases, and it was like I was dreaming. How did she know?"

- Had an .842 OPS in 36 road games (35-for-114, 4 HR) and a .524 OPS in 46 home games (28-for-142, 3 HR).
- In June, hit .309 with a .935 OPS (18 G, 21-for-68, 4 HR).
- On the injured list with right knee inflammation from 8/25-9/4...Played in 4 rehab games with Triple-A El Paso.
- Was on the Padres' roster for the NL Wild Card Series, NLDS, and NLCS, but did not play in a Postseason game.
- Following the season, played for Licey in the Dominican Winter League and helped the club capture the league title...Was named MVP of the finals.
- Played in 6 regular season games for Licey...In 21 postseason games, recorded a .392/.473/.646 batting line (31-for-79, 8 2B, 4 HR, 8 BB, 13 RBI, 12 R, 1.102 OPS)...Hit safely in each of his final 12 games of the postseason (spanning 1/3-18).

Personal

- Full name is Jorge Mario Alfaro.
- Spends much of his offseasons in Colombia.
- Played baseball and soccer at Instituto Técnico Industrial Antonio Prieto, graduating in 2009.
- His younger brother, Jhoandro, spent 5 seasons in the White Sox minor league system (2015-19).

Jorge Alfaro, Continued

Jorge Alfaro's Career Record

YEAR	CLUB	AVG	G	AB	R	H	2B	3B	HR	RBI	SH	SF	HB	BB	SO	SB	CS	OBP	SLG	OPS
2010	DSL Rangers	.221	48	172	18	38	5	2	1	23	0	1	9	5	48	1	4	.278	.291	.569
2011	Spokane	.300	45	160	18	48	9	1	6	23	0	0	7	4	54	1	0	.345	.481	.826
2012	Hickory	.261	74	272	40	71	21	5	5	34	0	3	9	16	84	7	3	.320	.430	.750
2013	AZL Rangers	.429	6	21	5	9	2	0	2	8	0	1	2	2	6	2	0	.500	.810	1.310
	Hickory	.258	104	372	63	96	22	1	16	53	0	2	18	28	111	16	3	.338	.452	.790
	Myrtle Beach	.182	3	11	4	2	0	0	0	0	0	0	0	2	5	0	0	.308	.182	.490
2014	Myrtle Beach	.261	100	398	63	104	22	5	13	73	0	4	12	23	100	6	5	.318	.440	.758
	Frisco	.261	21	88	12	23	4	0	4	14	0	0	5	6	23	0	0	.343	.443	.786
2015	GCL Phillies	.500	3	4	0	2	1	0	0	1	0	0	2	0	0	0	0	.667	.750	1.417
	Frisco	.253	49	190	22	48	15	2	5	21	0	0	8	9	61	2	1	.314	.432	.746
2016	Reading	.285	97	404	68	115	21	2	15	67	1	4	4	22	105	3	2	.325	.458	.783
	PHILADELPHIA	.125	6	16	0	2	0	0	0	0	0	0	0	1	8	0	0	.176	.125	.301
2017	Lehigh Valley	.241	84	324	34	78	13	2	7	43	0	2	8	16	113	1	1	.291	.358	.649
	PHILADELPHIA	.318	29	107	12	34	6	0	5	14	0	0	4	3	33	0	0	.360	.514	.874
2018	PHILADELPHIA	.262	108	344	35	90	16	2	10	37	0	1	14	18	138	3	0	.324	.407	.731
2019	MIAMI	.262	130	431	44	113	14	1	18	57	0	2	10	22	154	4	4	.312	.425	.737
2020	MIAMI	.226	31	93	12	21	2	0	3	16	0	0	3	4	36	2	0	.280	.344	.624
2021	Jacksonville	.250	5	16	3	4	0	0	2	5	0	0	0	0	1	0	0	.250	.625	.875
	MIAMI	.244	92	295	22	72	15	1	4	30	0	0	5	11	99	8	1	.283	.342	.625
2022	El Paso	.267	4	15	5	4	1	0	2	4	0	0	0	1	5	0	0	.313	.733	1.046
	SAN DIEGO	.246	82	256	25	63	14	0	7	40	0	3	4	11	98	1	0	.285	.383	.668
	Major League Totals	.256	478	1542	150	395	67	4	47	194	0	6	40	70	566	18	5	.305	.396	.701
	Minor League Totals	.262	643	2447	355	642	136	20	78	369	1	17	84	134	716	39	19	.321	.430	.751

2010: Signed by the Texas Rangers as an international free agent, 1/19 (signed by Don Welke, Rodolfo Rosario, and Hamilton Sarabia); **2015:** Acquired by the Philadelphia Phillies with RHP Alec Asher, RHP Jared Eickhoff, RHP Jake Thompson, LHP Matt Harrison, and OF Nick Williams in exchange for LHP Cole Hamels, LHP Jake Diekmann, and cash considerations, 7/31; **2019:** Acquired by the Miami Marlins with RHP Sixto Sánchez, LHP Will Stewart, and international bonus pool money in exchange for C J.T. Realmuto, 2/7; On injured list with a concussion, 6/21-28; On injured list, 7/24-8/21; **2021:** On injured list with a strained left hamstring, 4/21-5/24; On injured list with a strained left calf, 9/17-10/4; Acquired by the San Diego Padres in exchange for a PTBNL or cash, 11/30; **2022:** On injured list with right knee inflammation, 8/25-9/4; **2023:** Signed by the Boston Red Sox as a minor league free agent, 1/16

Postseason Record

YEAR	CLUB	AVG	G	AB	R	H	2B	3B	HR	RBI	SH	SF	HB	BB	SO	SB	CS	OBP	SLG	OPS
		.000	2	3	0	0	0	0	0	0	0	0	0	0	1	0	0	.000	.000	.000

Wild Card Record

YEAR	CLUB	AVG	G	AB	R	H	2B	3B	HR	RBI	SH	SF	HB	BB	SO	SB	CS	OBP	SLG	OPS
2022	SD vs. NYM	-	0	0	0	0	0	0	0	0	0	0	0	0	0	0	0	-	-	-

Division Series Record

YEAR	CLUB	AVG	G	AB	R	H	2B	3B	HR	RBI	SH	SF	HB	BB	SO	SB	CS	OBP	SLG	OPS
2020	MIA vs. ATL	.000	2	3	0	0	0	0	0	0	0	0	0	0	1	0	0	.000	.000	.000
2022	SD vs. LAD	-	0	0	0	0	0	0	0	0	0	0	0	0	0	0	0	-	-	-

Championship Series Record

YEAR	CLUB	AVG	G	AB	R	H	2B	3B	HR	RBI	SH	SF	HB	BB	SO	SB	CS	OBP	SLG	OPS
2022	SD vs. PHI	-	0	0	0	0	0	0	0	0	0	0	0	0	0	0	0	-	-	-

World Baseball Classic Record

YEAR	CLUB	AVG	G	AB	R	H	2B	3B	HR	RBI	SH	SF	HB	BB	SO	SB	CS	OBP	SLG	OPS
2017	Colombia	.250	3	12	2	3	0	0	1	1	0	0	1	0	3	0	0	.308	.500	.808
2023	Colombia	.267	4	15	4	4	2	0	0	0	0	0	0	1	3	0	0	.313	.400	.713
	WBC Totals	.259	7	27	6	7	2	0	1	1	0	0	1	1	6	0	0	.310	.444	.754

Career Fielding Record

POS	PCT.	G	GS	PO	A	E	TC	DP	CCS	SB	CCS%	PB	PKO	INN
C	.991	409	384	3258	181	30	3469	22	60	158	27.5%	49	4	3340.1
1B	1.000	6	3	25	3	0	28	1						
3B	.000	1	0	0	0	0	0	0						
OF	.875	22	18	20	1	3	24	0						

Career Single-Game Highs

HITS: 4, 5/29/19 vs. SF; **DOUBLES:** 2, 2x, last 5/15/19 vs. TB; **HOME RUNS:** 2, 3x, last 9/16/20 vs. BOS; **RBI:** 5, 9/23/19 at NYM; **RUNS SCORED:** 3, 6/15/22 at CHC; **WALKS:** 2, 8x, last 6/2/22 at MIL; **STRIKEOUTS:** 4, 4x, last 6/29/21 at PHI; **STOLEN BASES:** 2, 8/17/18 vs. NYM; **HITTING STREAK:** 10, 9/25/16-8/23/27; **EJECTIONS (0)**

Home Run Notes

MULTI-HOME RUN GAMES (3); 2-HOME RUN GAMES (3): 4/6/19 at ATL; 9/23/19 at NYM; 9/16/20 vs. BOS; **LEADOFF (0); GRAND SLAMS (1):** 9/23/19 at NYM off Steven Matz; **PINCH-HIT (1):** 5/8/22 vs. MIA off Cole Sussler (9th); **EXTRA-INNING (0); GAME-ENDING (1):** 5/8/22 vs. MIA off Cole Sussler (9th); **INSIDE-THE-PARK (0)**

Major League Firsts

MAJOR: 9/12/16 vs. PIT (entered in 8th inning as pinch-hitter); **HIT:** 9/12/16 vs. PIT off Jared Hughes (single, 8th inning); **HOME RUN:** 8/15/17 at SD off Dinelson Lamet (2-run, 5th inning); **GAME-ENDING RBI:** 9/10/20 vs. PHI off Brandon Workman (single, 9th inning)

31 GREG ALLEN OF

Bats: Switch • **Throws:** Right • **Height:** 6-0 • **Weight:** 187

Opening Day Age: 30 • **MLB Service:** 3 years, 30 days

Born: 3/15/1993 in San Diego, CA

Acquired: Signed as a minor league free agent on 1/13/2023

Contract Status: Signed through 2023



Non-Roster Invitee

Career Highlights

- Is in his 10th professional season, his 1st in the Red Sox organization.
- Has played in 282 MLB games with CLE (2017-20), SD (2020), NYY (2021), and PIT (2022).
- Originally selected by CLE in 2014 First-Year Player Draft (6th round).
- Made Opening Day rosters in 2019 and 2020 with CLE.
- Is 45-for-53 in stolen base attempts (84.9%).
- Has been hit by a pitch 26 times.
- From 7/16-21 with NYY in 2021, became just the 2nd Yankee to record at least 3 XBH and 3 steals in his first 5 games, joining Harry Wolter (4/14-21/1910).
- Made the Yankees' 2021 Wild Card Game roster but did not play...Also played in the Division Series in 2017 and 2018 with CLE and in 2020 with SD.
- In 2018, led AL rookies with 21 stolen bases, the most by a CLE rookie since Kenny Lofton had 66 SB in 1992.
- Hit a 14th-inning walk-off solo HR on 5/27/18 vs. HOU.

Minor League Career Highlights

- Entered the 2016-18 seasons ranked by *Baseball America* as one of CLE's top prospects, landing in the top 10 in both 2017 (No. 10) and 2018 (No. 8).
- Earned the 2016 Minor League Baseball Rawlings Gold Glove Award in CF.
- Led CLE minor leaguers with 46 stolen bases in 2015.
- In 2016, led all minor league players in runs scored (119)...Helped guide Akron to the Eastern League title, then played for Mesa in the Arizona Fall League and was named to the Top Prospects Team...Named AFL Player of the Week for the week of 10/29.
- Named an MiLB.com Organization All-Star in 2014 and 2016...Tabbed a 2014 New York-Penn League mid-season All-Star, as well as a 2016 Carolina League mid-season and post-season All-Star.

2022 Highlights

- Appeared in 46 games with PIT, batting .186 (22-for-118), 2 HR, 8 SB, and a .531 OPS.
- Made 16 starts in LF, 10 in CF, and 6 in RF...Committed 0 errors in 70 chances.

IF YOU CAN'T BEAT 'EM...

In 11 career games at Fenway Park (all as a visitor), Allen has recorded a 1.005 OPS (10-for-35, 1 2B, 2 3B, 2 HR, 2 BB).

In his first career game against the Red Sox (8/20/18), hit a game-winning, 2-run HR at Fenway Park, breaking a 3-3 tie in a 5-4 CLE win.

On 9/23/18 in Cleveland, recorded a walk-off RBI single in the 11th inning.

On 5/28/19 in Boston, hit a game-tying, 2-run HR in the 9th inning.

Is the only visiting player ever to hit multiple triples in a game at Fenway Park (5/29/19).

Missed most of the season with a left hamstring strain...Placed on the 60-day IL on the first day of the season (4/7) and was not reinstated until 7/22.

Beginning 7/6, played in 7 rehab games with Single-A Bradenton and Triple-A Indianapolis...Went 6-for-14 (.429) with 3 XBH.

Designated for assignment on 9/26 and outrighted on 9/29.

Personal

Full name is Gregory Lomack Allen.

Is a 2011 graduate of Hilltop High School in Chula Vista, CA...Was named Mesa League Player of the Year as a senior...Was a member of the *San Diego Union-Tribune* All-Academic Baseball Team his final 2 seasons.

Majored in business at San Diego State University, where he played 3 years of baseball for Hall of Famer Tony Gwynn, his childhood idol...Named the school's 2013-14 Male Student-Athlete of the Year after hitting .305 and leading the Mountain West Conference in steals (25).

Was a member of the 2014 Capital One Academic All-District 8 Team...Was a 2-time recipient of the Arthur Ashe Jr. Sports Scholar Award.

Played for Orleans in the Cape Cod League in 2013.

His cousin, DeWayne Patmon, played in the NFL for the New York Giants (2001-02).

Greg
Allen

Greg Allen, Continued

Greg Allen's Career Record

YEAR	CLUB	AVG	G	AB	R	H	2B	3B	HR	RBI	SH	SF	HB	BB	SO	SB	CS	OBP	SLG	OPS
2014	Mahoning Valley	.244	57	225	46	55	8	2	0	19	1	2	15	27	26	30	5	.361	.298	.659
2015	Lake County	.273	123	479	83	131	27	2	7	45	10	2	20	53	57	43	16	.368	.382	.750
	Lynchburg	.154	3	13	2	2	1	0	0	0	0	0	1	2	3	3	0	.313	.231	.544
2016	Lynchburg	.298	92	346	93	103	16	4	4	31	7	2	19	58	51	38	7	.424	.402	.826
	Akron	.290	37	145	26	42	7	3	3	13	1	1	8	19	27	7	6	.399	.441	.840
2017	AZL Cleveland	.333	5	15	3	5	0	0	0	2	0	1	1	0	1	3	0	.353	.333	.686
	Akron	.264	71	258	37	68	16	1	2	24	4	6	13	22	55	21	2	.344	.357	.701
2017	CLEVELAND	.229	25	35	7	8	1	0	1	6	0	1	1	2	8	1	0	.282	.343	.625
2018	Columbus	.298	47	171	31	51	13	0	2	14	5	1	9	19	44	12	6	.395	.409	.804
	CLEVELAND	.257	91	265	36	68	11	3	2	20	4	1	7	14	58	21	4	.310	.343	.653
2019	Columbus	.268	48	198	37	53	9	3	5	17	0	0	8	20	44	10	5	.358	.419	.777
	CLEVELAND	.229	89	231	30	53	9	3	4	27	0	1	9	11	53	8	2	.290	.346	.636
2020	CLEVELAND	.160	15	25	3	4	1	0	1	4	0	1	1	1	9	1	0	.214	.320	.534
	SAN DIEGO	.000	1	1	1	1	0	0	0	0	0	0	1	2	1	1	0	.750	.000	.750
2021	Scranton/Wilkes-Barre	.326	73	215	49	70	13	1	5	28	3	0	19	26	45	26	2	.442	.465	.907
	New York-AL	.270	15	37	9	10	4	1	0	2	0	1	5	5	13	5	0	.417	.432	.849
2022	Bradenton	.333	3	9	1	3	0	0	0	0	0	0	1	1	3	0	0	.455	.333	.788
	Indianapolis	.429	4	14	4	6	2	0	1	3	0	0	2	0	3	0	0	.500	.786	1.286
	PITTSBURGH	.186	46	118	17	22	4	0	2	8	3	1	2	10	42	8	2	.260	.271	.531
Major League Totals		.232	282	712	103	165	30	7	10	67	11	6	26	45	184	45	8	.299	.336	.635
Minor League Totals		.282	563	2088	412	589	112	16	29	196	31	15	116	247	359	193	49	.386	.393	.779

2014: Signed by the Cleveland Indians as a 6th-round selection (188th overall) in the June Draft, 6/13 (signed by Ryan Thompson); **2020:** Acquired by the San Diego Padres with RHP Mike Clevinger and a PTBNL in exchange for C Austin Hedges, RHP Cal Quantrill, INF Josh Naylor, INF Gabriel Arias, LHP Joey Cantillo, and INF Owen Miller; **2021:** Acquired by the New York Yankees in exchange for LHP James Reeves, 1/6; Claimed off waivers by the Pittsburgh Pirates, 11/5; **2022:** On injured list with a left hamstring strain; 4/7-7/21; **2023:** Signed by the Boston Red Sox as a minor league free agent, 1/13

Wild Card Record

YEAR	CLUB	AVG	G	AB	R	H	2B	3B	HR	RBI	SH	SF	HB	BB	SO	SB	CS	OBP	SLG	OPS
2021	NY Yankees	Did Not Play																		

Division Series Record

YEAR	CLUB	AVG	G	AB	R	H	2B	3B	HR	RBI	SH	SF	HB	BB	SO	SB	CS	OBP	SLG	OPS
2017	CLE vs. NYY	-	2	0	0	0	0	0	0	0	0	0	0	0	0	0	0	-	-	-
2018	CLE vs. HOU	.000	1	1	0	0	0	0	0	0	0	0	0	0	0	0	0	.000	.000	.000
2020	SD vs. LAD	-	1	0	0	0	0	0	0	0	0	0	0	0	0	0	0	-	-	-
Division Series Totals		.000	4	1	0	0	0	0	0	0	0	0	0	0	0	0	0	.000	.000	.000

Career Fielding Record

POS	PCT.	G	GS	PO	A	E	TC	DP
OF	.994	268	182	453	9	3	465	1

Career Single-Game Highs

HITS: 4, 2x, last 8/15/19 at NYY; **DOUBLES:** 1, 30x, last 9/7/22 vs. NYM (G1); **HOME RUNS:** 1, 10x, 9/11/22 vs. STL; **RBI:** 4, 8/15/19 at NYY; **RUNS SCORED:** 4, 8/15/19 at NYY; **WALKS:** 2, 5x, last 8/20/22 vs. CIN; **STRIKEOUTS:** 3, 7x, last 9/24/22 vs. CHC; **STOLEN BASES:** 2, 4x, last 8/19/22 vs. CIN; **HITTING STREAK:** 14, 7/15-8/21/18; **EJECTIONS:** None

Home Run Notes

MULTI-HOME RUN GAMES (0); 2-HOME RUN GAMES (0); LEADOFF (0); GRAND SLAMS (0); PINCH-HIT (0); EXTRA-INNING (1): 5/27/18 vs. HOU off Brad Peacock (14th inning); **GAME-ENDING (1):** 5/27/18 vs. HOU off Brad Peacock (14th inning); **INSIDE-THE-PARK (0)**

Major League Firsts

GAME: 9/1/17 at DET-G2 (entered in 6th inning as pinch-runner); **HIT:** 9/2/17 at DET off Myles Jaye (single, 6th inning); **HOME RUN:** 9/7/17 at CWS off Jace Fry (2-run, 7th inning); **GAME-ENDING RBI:** 5/27/18 vs. HOU off Brad Peacock (solo HR, 14th inning)

64 DAN ALTAVILLA

RHP

Bats: Right • **Throws:** Right • **Height:** 5-11 • **Weight:** 220

Opening Day Age: 30 • **MLB Service:** 4 years, 63 days

Born: 9/8/1992 in McKeesport, PA

Acquired: Signed as a minor league free agent on 3/22/2022

Contract Status: Signed through 2023



Non-Roster Invitee

Career Highlights

- Is in his 10th professional season, his 2nd in the Red Sox organization.
- Signed with the Red Sox as a minor league free agent on 3/22/22 and spent the entire season on the minor league injured list recovering from Tommy John surgery (performed in June 2021).
- Has pitched in 119 MLB games (all in relief) with the Mariners (2016-20) and Padres (2020-21).
- Originally signed by SEA as a 5th-round selection in the 2014 First-Year Player Draft.
- Has made 4 Opening Day rosters, all with SEA (2017-20).
- Made his Postseason debut in 2020 with the Padres, appearing in 2 NLDS games against the Dodgers.
- In 2016, was named an MiLB Organization All-Star and a Southern League mid-season All-Star...Also named a 2015 California League post-season All-Star.

LONG DIVISION

In 2014, Dan won the inaugural Brett Tomko Award, given to NCAA Division II's Most Outstanding Pitcher. That year, he was also named the ABCA/Rawlings Division II National Pitcher of the Year. Dan became the highest drafted non-Division I college player of 2014 when SEA selected him in the 5th round.

Personal

- Graduated from Elizabeth Forward (PA) High School in 2011.
- Attended Mercyhurst (PA) University (2011-2014)... Entering 2023, only 3 other Mercyhurst alumni have played in the majors: John Costello (1988-91), David Lee (1999-2004), and David Lough (2012-16).

Dan Altavilla's Career Record

YEAR	CLUB	W-L	ERA	G-GS	CG-SHO	SV	IP	H	R	ER	HR	HB	BB	SO	SO/9	WHIP	AVG
2014	Everett	5-3	4.36	14-14	0-0	0	66.0	74	36	32	7	4	32	66	9.0	1.61	.288
2015	Bakersfield	6-12	4.07	28-28	1-1	0	148.1	138	82	67	11	7	53	134	8.13	1.29	.246
2016	Jackson	7-3	1.91	43-0	0-0	16	56.2	40	15	12	3	3	22	65	10.32	1.09	.196
2017	SEATTLE	0-0	0.73	15-0	0-0	0	12.1	11	1	1	0	1	1	10	7.3	0.97	.244
	Tacoma	2-0	1.54	20-0	0-0	6	23.1	17	4	4	1	1	15	36	13.89	1.37	.205
	SEATTLE	1-1	4.24	41-0	0-0	0	46.2	43	27	22	9	1	20	52	10.03	1.35	.242
2018	Arkansas	0-0	0.00	1-0	0-0	0	1.0	0	0	0	0	0	2	18.0	0.00	.000	
	Tacoma	0-2	9.45	8-1	0-0	0	6.2	9	8	7	2	1	4	7	9.46	1.95	.300
	SEATTLE	3-2	2.61	22-0	0-0	0	20.2	11	7	6	2	2	15	23	10.02	1.26	.162
2019	Everett	0-0	0.00	1-0	0-0	0	1.0	0	0	0	0	0	2	18.0	0.00	.000	
	Arkansas	3-0	1.10	14-0	0-0	4	16.1	7	3	2	1	0	3	25	13.78	0.61	.125
	Tacoma	2-1	8.36	14-0	0-0	0	14.0	11	13	13	0	4	11	25	16.07	1.57	.212
2020	SEATTLE	2-1	5.52	17-0	0-0	0	14.2	9	9	9	1	0	12	18	11.05	1.43	.180
	SEATTLE	1-2	7.71	13-0	0-0	1	11.2	12	11	10	3	0	7	14	10.81	1.63	.255
	SAN DIEGO	1-1	3.12	9-0	0-0	0	8.2	6	3	3	0	0	5	10	10.4	1.27	.200
2021	SAN DIEGO	0-0	6.75	2-0	0-0	0	1.1	1	1	1	1	0	0	2	13.53	0.75	.200
2022							Did Not Play (Injured)										
Major League Totals		8-7	4.03	119-0	0-0	1	116.0	93	59	52	16	4	60	129	10.01	1.32	.220
Minor League Totals		25-21	3.70	143-43	1-1	26	333.1	296	161	137	25	20	140	362	9.77	1.31	.237

2014: Signed by the Seattle Mariners as a 5th-round selection in the June Draft (signed by Mike Moriarty); **2018:** On injured list with right AC joint inflammation, 4/30-5/11; On injured list with a right elbow UCL strain, 6/7-8/28; **2019:** On injured list with a right forearm strain; 7/6-8/31; **2020:** Acquired by the San Diego Padres with RHP Austin Adams and C Austin Nola in exchange for RHP Andres Munoz, C Luis Torrens, OF Taylor Trammell, and INF Ty France, 8/31; **2021:** On injured list with right elbow inflammation, 3/29-4/13 and 4/17 through end of season; **2022:** Signed by the Boston Red Sox as a minor league free agent, 3/22

Division Series Record

YEAR	CLUB	W-L	ERA	G-GS	CG-SHO	SV	IP	H	R	ER	HR	HB	BB	SO	SO/9	WHIP	AVG
2020	SD vs. LAD	0-0	4.50	2-0	0-0	0	2.0	2	1	1	0	0	1	2		1.50	.286

Career Single-Game Relief Highs

INNINGS: 3.0, 8/27/17 at NYY; **STRIKEOUTS:** 4, 2x, last 9/21/17 vs. TEX; **HITS:** 4, 4x, last 8/27/17 at NYY; **RUNS:** 5, 6/17/17 at TEX; **WALKS:** 4, 5/12/19 at BOS; **HOME RUNS:** 3, 6/17/17 at TEX; **SCORELESS INNINGS STREAK:** 13.1, 9/5/16-4/10/17; **EJECTIONS (0)**

Major League Firsts

APPEARANCE: 8/27/16 at CWS (1.0 IP, entered to start 8th inning); **STRIKEOUT:** 8/27/16 at CWS (Todd Frazier, swinging); **WIN:** 4/6/17 at HOU (1.0 IP); **SAVE:** 7/29/20 at LAA (1.0 IP)

Dan
Altavilla

39 CHRISTIAN ARROYO

INF/OF



Bats: Right • **Throws:** Right • **Height:** 6-1 • **Weight:** 220

Opening Day Age: 27 • **MLB Service:** 4 years, 36 days

Born: 5/30/1995 in Tampa, FL

Acquired: Claimed off waivers from Cleveland on 8/13/2020

Contract Status: Signed through 2023

The Rundown

- Is in his 11th professional season, his 3rd full season with the Red Sox after being acquired in August 2020.
- Selected by the Giants in the 1st round of the 2013 MLB First-Year Player Draft (No. 25 overall).
- Has played in 229 ML games with SF (2017), TB (2018-19), CLE (2020), and BOS (2020-22), making 102 starts at 2B, 49 at 3B, 17 at SS, 16 in RF, and 7 at 1B... Has also made 1 pitching appearance (6/13/21 vs. TOR).
- Has made 3 Opening Day rosters (2020, '21, '22).
- Played a career-high 57 games in 2021 with the Red Sox, then surpassed that mark with 87 games in 2022.
- Has increased his season AVG in each of the last 3 years, from .220 in 2019, to .240 in 2020, .262 in 2021, and .286 in 2022.
- When playing 2nd base, has hit .298 (108-for-362) with a .345 OBP, .450 SLG, and .795 OPS.
- In 158 games with BOS, has hit .273 (135-for-494) with a .747 OPS, 15 HR, and 69 RBI.

Additional Career Highlights

- Made his ML debut on 4/24/17 vs. LAD at 21 years, 239 days old...Was the 1st Giant to start in his debut before his 22nd birthday since Madison Bumgarner (2009), the 1st position player to do so since Royce Clayton (1991), and the youngest Giant to start at 3B since Matt Williams (1987).
- Was the 1st player selected out of high school in the 2013 Draft to make his ML debut, one day before the Dodgers' Cody Bellinger.
- Ranked by MLB.com as the Giants' No. 1 prospect in 2017 prior to being acquired by the Rays in a 5-player deal that involved Evan Longoria...Arroyo, who was born in Tampa, had a poster of Longoria on his wall as a kid.
- Hit a pinch-hit grand slam in the 7th inning on 6/16/21 at ATL, his 1st career grand slam...Prior to Arroyo, the most recent pinch-hit slams by Red Sox were hit by Mike Carp (2013), Kevin Millar (2003), and Shea Hillenbrand (2002).
- Made his Postseason debut in 2021, starting all 11 of the Sox' games at 2B...Joined Kiké Hernández as the 15th and 16th Red Sox ever to record at least 1 single, 1 double, 1 triple, and 1 HR in a single Postseason.
- Recorded 2 sac bunts in the 2021 Postseason...In the 9th inning of the Sox' clinching win over the Rays in Game 4 of the ALDS, he bunted Christian Vázquez to 2nd base; Vázquez would come around to score the winning run.
- Hit his lone HR of the 2021 Postseason in the Sox' 12-3 win over HOU in Game 3 of the ALCS, a 2-run shot in the 3rd inning.

WINNING RECIPE

In 2021 and 2022, the Red Sox were 12-1 when Christian Arroyo homered, including the Postseason. Of those 13 HR, 9 either tied the game or gave the Red Sox a lead.

Game	HR	Situation
6/3/21 at HOU	3-run	Broke 0-0 tie
6/10/21 vs. HOU	3-run	Tied game, 7-7
6/11/21 vs. TOR	solo	Tied game, 5-5
6/16/21 at ATL	GS	Gave BOS 10-7 lead
7/5/21 at LAA	solo	Broke 0-0 tie
7/16/21 at NYY	2-run	Gave BOS 3-0 lead
2021 ALCS-G3	2-run	Gave BOS 9-0 lead
4/29/22 at BAL	2-run	Broke 0-0 tie
5/22/22 vs. SEA	solo	Broke 0-0 tie
5/29/22 vs. BAL	solo	Gave BOS 5-0 lead
6/24/22 at CLE	2-run	Broke 2-2 tie
8/9/22 vs. ATL	2-run	Gave BOS 2-1 lead
9/10/22 at BAL	2-run	Gave BOS 10-1 lead

IN SURE HANDS

Christian enters the 2023 season having committed only 1 error at 2B during his MLB career. That spans 126 games (113 starts), 988.2 innings, and 473 total chances, including the Postseason.

- Arroyo was charged with his lone error at 2B on 9/29/22 vs. BAL. It snapped errorless streaks of 108 games, 842.2 innings, and 392 total chances.

RANKINGS AMONG MLB SECOND BASEMEN, 2020-2022

Rk.	Player (Team)	Fld. %
1.	Christian Arroyo (BOS)	.9974 (1 E, 381 TC)
2.	Luis Guillorme (NYM)	.9972 (1 E, 355 TC)
3.	Jonathan Schoop (DET)	.992 (7 E, 880 TC)

Rk.	Player (Team)	DRS
1.	Marcus Semien (OAK/TOR/TEX)	22
2.	Tommy Edman (STL)	20
3.	David Fletcher (LAA)	17
4.	Brendan Rodgers (COL)	16
5.	Andres Gimenez (NYM/CLE)	15
T6.	Adam Frazier (PIT/SD/SEA)	12
T6.	Gavin Lux (LAD)	12
8.	Christian Arroyo (BOS)	11

Source: FanGraphs (min. 750.0 innings)

ARROYO'S 2022 BY DATE

Stat	Start-7/29	7/30-End
Games	42	45
AVG	.224	.329
OPS	.640	.806
R	14	18
2B	4	12
HR	4	2
RBI	13	23

Arroyo's .329 AVG from 7/30 through the end of the season ranked 8th in the majors (min. 150 PA).

Minor League Career Highlights

- 🔥 In his pro debut in 2013, led the Arizona League in runs (47), doubles (18), RBI (39), and SLG (.511)... Named the league's Most Valuable Player, a post-season All-Star, and Topps AZL Player of the Year.
- 🔥 Named a 2014 Northwest League mid-season All-Star... Honored as the league's Player of the Week for 8/4-10.
- 🔥 Selected as a 2015 California League post-season All-Star.
- 🔥 Played for Scottsdale in the 2015 Arizona Fall League... Named to the Top Prospects Team and a Rising Star... Caught the final out of the championship game, making a sliding catch on the warning track in LF foul territory.
- 🔥 Named an Eastern League mid-season All-Star in 2016.
- 🔥 Ranked a Top 100 prospect by *Baseball America* in 2016 (No. 62)... Ranked by *BA* as one of the Giants' top prospects in 2014 (No. 6), 2015 (No. 10), 2016 (No. 1), and 2017 (No. 2)... Was also ranked as their No. 4 prospect during the 2017-18 offseason before his trade to TB.
- 🔥 Rated as the best hitter for average in the Giants' system in 2014 and entering 2018 prior to being traded.

2022 Highlights

- 🔥 Earned the Unsung Hero Award from the Boston Baseball Writers.
- 🔥 Set career highs in games (87), plate appearances (300), runs (32), hits (80), doubles (16), XBH (23), RBI (36), and stolen bases (5)... Tied a career high in HR (6).
- 🔥 Missed 25 games on the IL from 6/15-23 (COVID-19 Related IL) and 7/9-29 (left groin strain).
- 🔥 Among 45 2nd basemen who played at least 300.0 innings at the position, ranked 8th in defensive runs saved (5) and fielding % (.993, 1 E/152 TC).
- 🔥 Appeared defensively at 2B (40 G, 35 GS), RF (17, 16), SS (14, 7), 3B (10, 8), and 1B (9, 6)... The 17 games in the outfield were the 1st of his pro career.
- 🔥 Ranked 8th in the majors (min. 150 PA) with a .329 AVG (54-for-164) in 45 games after being reinstated from the IL on 7/30 (see table above).
- 🔥 His 6 HR averaged 409 feet, tied with Rob Refsnyder for longest among Red Sox (min. 5 HR)... Each of his homers had a projected distance of at least 396 feet.

2022 Timeline

- 🔥 Made his 3rd Opening Day roster, his 2nd consecutive with the Red Sox (also 2020 with CLE).
- 🔥 Recorded an RBI in a career-high 5 consecutive starts from 5/22-29.
- 🔥 Hit a go-ahead solo HR in the 2nd inning on 5/22 vs. SEA... The HR had a 110.7 MPH exit velocity, the hardest-hit HR of his career.
- 🔥 Recorded an RBI in each game of the doubleheader vs. BAL on 5/28, then hit a solo HR on 5/29 vs. BAL.
- 🔥 On the COVID-19 Related IL from 6/15-23... Played in 2 games for Triple-A Worcester on rehab assignment from 6/21-22, starting at DH and SS.
- 🔥 Reinstated on 6/24 and homered that night at CLE, a 2-run shot in the 7th inning to break a 2-2 tie... Matched a career high with 3 hits.
- 🔥 Reached base safely 4 times on 7/3 at CHC, matching a career high (5th time)... Was 2-for-3 with 2 BB.
- 🔥 On the IL with a left groin strain from 7/9-29.
- 🔥 Played in 2 games for Double-A Portland on rehab assignment from 7/27-28, starting at DH and 2B.
- 🔥 Reinstated from the IL on 7/30 and went 3-for-4 with his 2nd career triple that afternoon vs. MIL... Recorded a hit or walk in 7 of his first 8 PA after being reinstated (5-for-6, 2B, 3B, 2 BB).
- 🔥 Reached safely 4 times on 7/31, matching a career high (6th time, 2nd in 2022)... Was 2-for-2 with 2 BB.
- 🔥 Drove in 9 runs over 11 games from 8/9-20.
- 🔥 Had a career-long 8 game hitting streak from 8/4-13 (.400 AVG, 12-for-30, 3 2B, HR, 2 BB).
- 🔥 Recorded 3 hits in back-to-back games on 8/19-20 at BAL, his 1st career pair of consecutive 3-hit games.
- 🔥 Stole a career-high 2 bases on 8/25 vs. TOR.
- 🔥 Had 5 RBI over 2 games vs. TEX on 9/1 and 9/2.
- 🔥 Was charged with a fielding error on 9/29 vs. BAL, his only error at 2B in 115 career regular-season games at the position (890.2 innings, 427 chances).
- 🔥 Hit safely in each of his final 5 games (10/1-5), going 7-for-17 (.412) in that span.
- 🔥 Recorded at least 1 RBI in each of the Sox' final 3 games (4 total RBI).

Christian Arroyo, Continued

SUPERWOMAN

Christian's mother, Kim, raised him alone from age 2-12 and could be considered his first hitting coach, reading Ted Williams' *The Science of Hitting* and attending local hitting clinics, as well as throwing him batting practice while pregnant in preparation for his U.S. National Team tryouts.

Kim played several sports when she was younger, including softball, basketball, field hockey, and track & field. "I always thought of her as Superwoman," Christian told NESN on *My Story*. His mom wasn't able to attend his MLB debut, but she made it to his second game on 4/25/17, when Christian recorded his first hit, a single off Clayton Kershaw.

Personal

- 🔥 Full name is Christian Israel Arroyo.
- 🔥 He and his wife, Jessica, have a golden retriever, Benny.
- 🔥 Named Florida's Class 5A Player of the Year in 2013 while playing for Hernando High School in Brooksville.
- 🔥 At the International Baseball Federation's 18U World Championships in Seoul, South Korea in 2012, earned Most Valuable Player honors after batting .387 with 11 RBI in 13 games to help Team USA win a Gold Medal.

In the Community

- 🔥 Participated in a Zoom session with 10 children as part of an auction experience in 2021.
- 🔥 As a Ray, he partnered with New Balance to donate shoes and apparel to the St. Petersburg chapter of the Salvation Army in January 2019...Also spoke to the kids and participated in character-building activities.

SUPER UTILITY

Christian added to his versatility on the field by conducting a walk-off interview for NESN following the Red Sox' 2-1 win vs. KC on 9/16/22, filling in for sideline reporter Jahmai Webster. Christian interviewed teammate J.D. Martinez, who had driven in the eventual game-winning run in the 8th inning.

WILLING TO SACRIFICE

In Game 4 of the 2021 ALDS, Christian's sacrifice bunt in the 9th inning advanced the eventual winning run to 2nd base, as the Red Sox walked off the Rays at Fenway Park. Arroyo added a sacrifice bunt in Game 1 of the ALCS at HOU, becoming the first Red Sox player with more than 1 sac bunt in a single Postseason since Julio Lugo had 2 in 2007.

REMEMBERING REMDAWG

In Game 4 of the 2021 ALCS at Fenway Park on October 11, Christian paid tribute to former Red Sox second baseman and broadcaster Jerry Remy—who was undergoing treatment for cancer—by wearing a custom pair of cleats. The cleats, created by footwear artist and designer Mache, were green and red with "Jerry" on the left heel and "Remy" on the right heel.

"He always knew what to say," Arroyo said on WEEI's Live BP podcast on 1/21/22. "He really knew how to bridge the gap between the casual fan and the diehard fan and bridge the gap between the older crowd and younger generation. He would kind of bring everyone together. He's going to be sorely missed ... I'm very happy I got the chance to play in front of Jerry Remy."

Christian Arroyo's Career Record

YEAR	CLUB	AVG	G	AB	R	H	2B	3B	HR	RBI	SH	SF	HB	BB	SO	SB	CS	OBP	SLG	OPS
2013	AZL Giants	.326	45	184	47	60	18	5	2	39	0	4	2	19	32	3	2	.388	.511	.898
2014	Augusta	.203	31	118	10	24	3	1	1	14	1	2	0	4	22	1	2	.226	.271	.497
	Salem-Keizer	.333	58	243	39	81	14	2	5	48	0	4	2	18	31	6	1	.378	.469	.847
2015	San Jose	.304	90	381	48	116	28	2	9	42	2	2	5	19	73	5	3	.344	.459	.803
2016	Richmond	.274	119	474	57	130	36	1	3	49	4	7	3	29	72	1	1	.316	.373	.689
2017	Sacramento	.396	25	91	18	36	7	0	4	16	0	0	5	6	12	2	0	.461	.604	1.065
	SAN FRANCISCO	.192	34	125	9	24	5	0	3	14	0	1	1	8	32	1	2	.244	.304	.548
2018	Durham	.235	46	170	19	40	12	0	2	20	0	0	4	8	32	2	3	.286	.341	.627
	TAMPA BAY	.264	20	53	5	14	2	1	1	6	0	0	0	6	16	0	0	.339	.396	.735
	Charlotte	.000	2	7	0	0	0	0	0	0	0	0	0	0	2	0	0	.000	.000	.000
2019	TAMPA BAY	.220	16	50	8	11	2	0	2	7	1	0	1	5	18	0	0	.304	.380	.684
	Durham	.314	33	121	21	38	9	1	8	29	0	0	1	12	26	1	0	.381	.603	.984
2020	CLEVELAND	---	1	0	0	0	0	0	0	0	0	0	0	0	0	0	0	---	---	---
	BOSTON	.240	14	50	7	12	1	0	3	8	0	0	0	4	11	0	0	.296	.440	.736
2021	BOSTON	.262	57	164	22	43	12	0	6	25	1	0	7	8	44	1	0	.324	.445	.769
	Worcester	.091	11	33	4	3	1	0	0	2	0	1	2	2	12	1	0	.184	.121	.305
2022	BOSTON	.286	87	280	32	80	16	1	6	36	2	2	3	13	49	5	1	.322	.414	.736
	Worcester	.000	2	6	0	0	0	0	0	0	0	0	0	3	0	0	0	.000	.000	.000
	Portland	.500	2	4	1	2	0	0	0	2	0	0	0	2	0	1	0	.667	.500	1.167
Major League Totals		.255	229	722	83	184	38	2	21	96	4	3	12	44	170	7	3	.307	.400	.708
Minor League Totals		.289	464	1832	264	530	128	12	34	261	7	20	24	119	317	23	12	.337	.428	.765
Red Sox Totals		.273	158	494	61	135	29	1	15	69	3	2	10	25	104	6	1	.320	.427	.747

2013: Signed by the San Francisco Giants as a 1st-round selection (25th overall) in the June Draft, 6/18 (signed by Mike Metcalf); **2017:** Acquired by the Tampa Bay Rays with LHP Matt Krook, RHP Stephen Woods, and OF Denard Span in exchange for INF Evan Longoria and cash, 12/20; **2018:** On disabled list with a left oblique strain, 6/16-7/14; **2019:** On injured list with a right forearm strain, 6/13 through end of season; Acquired by Cleveland with RHP Hunter Wood in exchange for OF Ruben Cardenas and international bonus slot money, 7/28; **2020:** Claimed off waivers by the Boston Red Sox, 8/13; **2021:** On injured list with a left hand contusion, 5/7-24; On injured list with a right knee contusion, 6/21-7/4; On injured list with a left hamstring strain, 7/19-8/22; On COVID-19 Related Injured List, 8/27-9/20; **2022:** On COVID-19 Related Injured List, 6/15-23; On injured list with a left groin strain, 7/9-29

Postseason Record

AVG	G	AB	R	H	2B	3B	HR	RBI	SH	SF	HB	BB	SO	SB	CS	OBP	SLG	OPS
.237	11	38	4	9	1	1	1	3	2	0	0	0	7	0	0	.237	.395	.632

Wild Card Record

YEAR	CLUB	AVG	G	AB	R	H	2B	3B	HR	RBI	SH	SF	HB	BB	SO	SB	CS	OBP	SLG	OPS
2021	BOS vs. NYY	.000	1	3	0	0	0	0	0	0	0	0	0	0	1	0	0	.000	.000	.000

Division Series Record

YEAR	CLUB	AVG	G	AB	R	H	2B	3B	HR	RBI	SH	SF	HB	BB	SO	SB	CS	OBP	SLG	OPS
2021	BOS vs. TB	.313	4	16	1	5	1	0	0	0	1	0	0	0	2	0	0	.313	.375	.688

League Championship Series Record

YEAR	CLUB	AVG	G	AB	R	H	2B	3B	HR	RBI	SH	SF	HB	BB	SO	SB	CS	OBP	SLG	OPS
2021	BOS vs. HOU	.211	6	19	3	4	0	1	1	3	1	0	0	0	4	0	0	.211	.474	.685

Career Fielding Record

POS	PCT.	G	GS	PO	A	E	TC	DP
P	1.000	1	0	0	0	0	0	0
1B	1.000	10	7	43	0	0	43	0
2B	.998	115	102	177	249	1	427	67
3B	.958	53	49	119	87	5	119	10
SS	.957	28	17	26	40	3	69	4
OF	1.000	17	16	18	1	0	19	0

Career Single-Game Highs

HITS: 3, 9x, last 8/20/22 at BAL; **DOUBLES:** 2, 2x, last 7/11/21 vs. PHI; **HOME RUNS:** 1, 21x, last 9/10/22 at BAL; **RBI:** 4, 3x, last 6/16/21 at ATL; **RUNS SCORED:** 2, 6x, last 8/19/22 at BAL; **WALKS:** 2, 8x, last 8/13/22 vs. NYY; **STRIKEOUTS:** 4, 5/8/17 at NYM; **STOLEN BASES:** 2, 8/25/22 vs. TOR; **HITTING STREAK:** 8, 8/4-13/22; **EJECTIONS (1):** 6/18/21 at KC (HP, Jim Wolf)

Home Run Notes

MULTI-HOME RUN GAMES (0); LEADOFF (0); GRAND SLAMS (1): 6/16/21 at ATL off A.J. Minter; **PINCH-HIT (1):** 6/16/21 at ATL off A.J. Minter; **EXTRA-INNING (0); GAME-ENDING (0); INSIDE-THE-PARK (0)**

Major League Firsts

GAME: 4/24/17 vs. LAD (started at 3B); **HIT:** 4/25/17 vs. LAD off Clayton Kershaw (single, 1st inning); **HOME RUN:** 4/26/17 vs. LAD off Sergio Romo (2-run, 7th inning); **GAME-ENDING RBI:** N/A

66 BRAYAN BELLO

RHP



Bats: Right • **Throws:** Right • **Height:** 6-1 • **Weight:** 195

Opening Day Age: 23 • **MLB Service:** 82 days

Born: 5/17/1999 in Samaná, DR

Acquired: Signed as an international free agent on 7/2/2017

Contract Status: Signed through 2023

Career Highlights

- Is in his 6th professional season, all with the Red Sox.
- Is attending his 2nd Major League Spring Training camp (also 2022).
- Made his ML debut in 2022, pitching in 13 games (11 starts) over 2 stints with BOS.
- Ranked as a top 50 prospect by both *Baseball America* and MLB.com in 2022 before graduating from prospect status.
- Named Red Sox Minor League Starting Pitcher of the Year by the organization in 2021 and 2022.
- Entered 2020 (No. 16), 2021 (No. 20), and 2022 (No. 5) ranked by *Baseball America* as one of the Sox' top 20 prospects...Ranked by *BA* as the Sox' No. 2 prospect in their 2022 in-season rankings.
- In *Baseball America's* 2022 Triple-A "Best Scouting Tools" survey, was voted as the International League's top pitching prospect and as having the best changeup as voted on by league managers.
- Rated by *Baseball America* as having the best changeup in the Red Sox system entering 2020 and 2022.
- Pitched in the 2021 SiriusXM All-Star Futures Game and was selected to the contest again in 2022 but did not pitch after making his MLB debut.
- Has recorded 10+ SO in a game 10 times, each in MiLB.
- Named Red Sox Minor League Starting Pitcher of the Month in May 2021 with High-A Greenville and May 2022 with Double-A Portland.

2022 Highlights

- Named Red Sox Rookie of the Year by the Boston Baseball Writers.
- Named Red Sox Minor League Starting Pitcher of the Year...Went 10-4 with a 2.34 ERA, 1.04 WHIP, .186 opponent AVG, and 12.09 SO/9.0 IP in 18 outings (17 starts) between Double-A Portland and Triple-A Worcester (96.0 IP, 64 H, 25 ER, 36 BB, 129 SO).
- Made his MLB debut, going 2-8 with a 4.71 ERA (30 ER/57.1 IP) in 13 outings (11 starts) over 2 stints with BOS.
- Had a 3.18 ERA in his final 10 outings (16 ER/45.1 IP) after posting a 10.50 ERA in his first 3 (14 ER/12.0 IP).
- Allowed just 1 HR with BOS...Began his career allowing 0 HR in his first 44.1 IP, the longest homerless streak by a Red Sox pitcher to begin their career since Rick Jones in 1976 (52.0 IP) (source: Elias).
- Was the 1st Sox pitcher to make 11+ starts in a season at 23 or younger since Eduardo Rodriguez in 2016.
- Ranked in MLB's 80th percentile in barrel percentage (5.4%, 10 of 184 batted balls).

CHANGE IS A GOOD THING

According to Baseball Savant, Brayan threw his changeup 23.7% of the time in 2022 (236 times). In 67 PA against it, opponents were 9-for-57 (.158) with 9 singles and 21 strikeouts.

BELLO'S 2022 STATISTICS (ACTUAL VS. EXPECTED)

Actual	Expected
4.71 ERA	3.80 xERA
.315 AVG	.247 xAVG
.416 SLG	.347 xSLG
.355 wOBA	.303 xwOBA

The difference between Brayan's opponent AVG (.315) and expected opponent AVG (.247) was .068, the largest among the 309 pitchers who allowed at least 150 balls in play in 2022. Expected statistics are based on quality of contact and amount of contact, rather than actual outcomes.

MOST STARTS IN A SEASON BY RED SOX AT AGE 23 OR YOUNGER, 2003-2022

Rk.	Pitcher	GS	Season
1.	Eduardo Rodriguez	21	2015
2.	Eduardo Rodriguez	20	2016
3.	Jon Lester	15	2006
4.	Clay Buchholz	14	2008
T5.	Brayan Bello	11	2022
T5.	Henry Owens	11	2015
T5.	Jon Lester	11	2007

WORKING WITH THE GOAT

Brayan worked with Hall of Famer and former Red Sox pitcher Pedro Martinez this past offseason in the Dominican Republic. In December 2022, the MLB Network analyst tweeted images with the caption, "Putting in the work this off season with up and coming @redsox pitcher @Bryant_Bello99 ... Good stuff is in the works Boston!"

LOWEST HR/9.0 IP IN 2022 (MIN. 50.0 IP)

Rk.	Pitcher	Team	HR/9.0 IP
1.	Nick Nelson	PHI	0.13 (1/68.2)
2.	Reynaldo Lopez	CWS	0.14 (1/65.1)
T3.	Brayan Bello	BOS	0.16 (1/57.1)
T3.	Duane Underwood Jr.	PIT	0.16 (1/57.1)

2022 Timeline

- 🔥 Began the season with Portland...Was 4-2 with a 1.60 ERA (6 ER/33.2 IP) in 6 starts, tossing 5.0+ IP in each.
- 🔥 Struck out 10 batters over 5.0 scoreless IP during his season debut on 4/12 at Harrisburg (4 H, BB).
- 🔥 Named Red Sox Minor League Starting Pitcher of the Month for May.
- 🔥 Named Eastern League Player of the Week for 5/2-8 after tossing 7.0 hitless innings for Portland in Game 2 of a doubleheader vs. Reading on 5/5 (1 R, 0 ER, 3 BB, 5 SO).
- 🔥 Recalled by BOS on 7/6 and made his ML debut that night vs. TB (4.0 IP, 6 H, 4 R, 3 BB, 2 SO)...At 23 years, 50 days old, became the youngest Red Sox pitcher to make their debut as a starting pitcher since Henry Owens in 2015.
- 🔥 Placed on the 15-Day Injured List on 8/4 with a left groin strain...Reinstated on 8/24 and started that night vs. TOR...Allowed 2 runs and struck out a season-high 7 batters (later matched) over 5.0 innings (6 H, BB).
- 🔥 Earned his 1st ML win on 9/3 vs. TEX after tossing 6.0 scoreless innings (3 H, BB, 5 SO), his 1st career scoreless start...At 23 years, 109 days of age, became the youngest Red Sox starting pitcher to toss 6.0+ scoreless innings since Henry Owens in 2015 (9/27 vs. BAL, 7.2 IP).
- 🔥 Allowed 2 runs (1 ER) in 6.0 innings on 9/25 at NYY, and was credited with a complete game as the contest was called after the 6th inning due to rain...Became the 1st Red Sox to allow 1 or 0 ER over 6.0+ innings in their 1st career appearance at Yankee Stadium since Jon Lester in 2008.

Personal

- 🔥 Name is pronounced "Brian" "BAY-oh".
- 🔥 Hobbies include fishing, playing video games, and watching anime series.

Brayan Bello's Career Record

YEAR	CLUB	W-L	ERA	G-GS	CG-SO	SV	IP	H	R	ER	HR	HB	BB	SO	SO/9	WHIP	AVG
2018	DSL Red Sox1	1-0	0.00	1-0	0-0	0	3.0	2	0	0	0	0	0	6	18.00	0.67	.182
	DSL Red Sox2	6-2	1.68	13-13	1-0	0	64.1	37	16	12	0	2	10	68	9.51	0.73	.162
2019	Greenville	5-10	5.43	25-25	0-0	0	117.2	135	77	71	9	9	38	119	9.10	1.47	.286
2020								Did Not Play									
2021	Greenville	5-0	2.27	6-6	0-0	0	31.2	25	10	8	3	0	7	45	12.79	1.01	.217
	Portland	2-3	4.66	15-15	0-0	0	63.2	66	34	33	5	4	24	87	12.30	1.41	.248
2022	Portland	4-2	1.69	7-7	1-0	0	37.1	18	8	7	3	0	12	48	11.57	0.80	.140
	Worcester	6-2	2.76	11-10	0-0	0	58.2	46	18	18	3	0	24	81	12.42	1.19	.215
	BOSTON	2-8	4.71	13-11	1-0	0	57.1	75	34	30	1	2	27	55	8.63	1.78	.315
Major League Totals		2-8	4.71	13-11	1-0	0	57.1	75	34	30	1	2	27	55	8.63	1.78	.315
Minor League Totals		29-19	3.56	78-76	2-0	0	376.1	329	163	149	23	15	115	454	10.86	1.18	.232

2017: Signed by the Boston Red Sox as an international free agent, 7/2 (signed by Manny Nanita, Todd Claus, and Rolando Pino); 2022: On injured list with a left groin strain, 8/4-23

Career Single-Game Highs

INNINGS: 6.0, 2x, last 9/25/22 at NYY; STRIKEOUTS: 7, 2x, last 9/9/22 at BAL; HITS: 10, 10/1/22 at TOR; RUNS: 5, 2x, last 7/24/22 vs. TOR; WALKS: 4, 9/9/22 at BAL; HOME RUNS: 1, 9/20/22 at CIN; SCORELESS INNINGS STREAK: 11.0, 9/3-22/22; EJECTIONS (0)

Major League Firsts

APPEARANCE: 7/6/22 vs. TB (4.0 IP, start); STRIKEOUT: 7/6/22 vs. TB (Francisco Mejia, swinging); WIN: 9/3/22 vs. TEX (6.0 IP, start); SAVE: N/A

SEPTEMBER TO REMEMBER

Bello was 2-3 with a 1.65 ERA in 5 September 2022 starts (27.1 IP, 5 ER).

🔥 Prior to Bello, the most recent Red Sox pitcher with a 1.65 ERA or lower in any month (min. 5 GS) was Chris Sale in 2017 (1.19 in April, 1.04 in July).

🔥 Faced an AL East team in 3 of his 5 September starts: 9/9 at BAL (5.1 IP, 3 ER), 9/14 vs. NYY (5.0 IP, 0 ER), and 9/25 at NYY (6.0 IP, 1 ER).

SEPTEMBER 2022 ERA LEADERS

Rk.	Pitcher	Team	ERA
1.	Alek Manoah	TOR	0.88
2.	José Quintana	STL	0.89
3.	Shohei Ohtani	LAA	1.09
4.	Dylan Cease	CWS	1.13
5.	Julio Urias	LAD	1.19
6.	Jeffrey Springs	TB	1.44
T7.	Clayton Kershaw	LAD	1.50
T7.	Adrian Sampson	CHC	1.50
9.	Brayan Bello	BOS	1.65

(Among 98 pitchers who made at least 5 starts)

WELCOME TO THE RIVALRY

Brayan made 2 starts against the Yankees in 2022: 9/14 at Fenway Park (5.0 IP, 3 R, 0 ER) and 9/25 at Yankee Stadium (6.0 IP, 2 R, 1 ER).

🔥 Became the 6th Red Sox pitcher to allow 1 or 0 ER over 5.0+ IP in multiple starts against the Yankees to begin a career. The others to do so were Tomo Ohka in 2000-01, Brian Rose in 1999, Bruce Hurst in 1981-82, Ray Culp in 1968, and Billy Rohr in 1967 (2 each).

🔥 Became the 17th Red Sox pitcher with 1 or 0 ER over 5.0+ IP in multiple starts against the Yankees at the age of 23 or younger. Prior to Bello, the most recent were Eduardo Rodriguez in 2015-16 (4), Brian Rose in 1999 (2), Roger Clemens in 1985-86 (2), and Dennis Eckersley in 1978 (2).

35 RICHARD BLEIER

LHP



Bats: Left • **Throws:** Left • **Height:** 6-3 • **Weight:** 234
Opening Day Age: 35 • **MLB Service:** 6 years, 74 days
Born: 4/16/1987 in Miami Beach, FL
Acquired: From the Miami Marlins in exchange for RHP Matt Barnes and cash considerations on 1/30/2023
Contract Status: Signed through 2023

The Rundown

- Is in his 16th professional season, his 8th in MLB and 1st with the Red Sox.
- Is 14-6 with a 3.06 ERA (102 ER/299.2 IP) in 308 career appearances (2 starts) with NYY (2016), BAL (2017-20), and MIA (2020-22).
- Has made 5 career Opening Day rosters (2018-20 with BAL and 2021-22 with MIA).
- Made his MLB debut in 2016 with NYY at 29 years, 44 days old after attending spring training with the club as a non-roster invitee.
- Originally selected by TEX in the 6th round of the 2008 First-Year Player Draft out of Florida Gulf Coast University...Also spent time in the TOR and WSH systems.
- Has posted a sub-3.00 ERA in 5 of his 7 MLB seasons, including 2016 (1.96), 2017 (1.99), and 2018 (1.93).
- Has made at least 50 appearances in a season 4 times, including a career-best 68 with MIA in 2021.
- Has been a member of Israel's World Baseball Classic roster 3 times: 2012 (qualifying round), 2017 (Designated Pitcher Pool), and 2023.

Additional Career Highlights

- Each of his 3 career Postseason appearances came with MIA in 2020 (2.0 IP, 0 baserunners allowed).
- Owens a 2.13 ERA (3 ER/12.2 IP) in 11 career relief appearances at Fenway Park, all as a visitor.
- Recorded his 1st career PA on 5/12/21 at ARI (sac bunt).
- Has issued 0 BB in at least 10 consecutive outings 8 times during his career (see table on next page).
- Allowed his 1st walk of 2021 on 6/8 vs. COL in his 26th game...Issued just 6 walks during the entire season (58.0 IP)...Tied ATL's Chris Martin (43.1 IP) for the fewest walks by an MLB reliever with 40+ appearances in 2021.
- Finished 2021 by making 17 consecutive scoreless appearances for MIA beginning 8/15 (14.1 IP).
- Led the majors in ground ball percentage in 2020 (72.0).
- Tossed 19.1 consecutive scoreless innings across 14 outings from 4/7-5/9/18.
- Posted a 1.99 ERA (14 ER/63.1 IP) over 57 relief appearances for BAL in 2017.
- Tossed 14.1 scoreless IP in 13 appearances at Yankee Stadium at 2016 after debuting with the club...Marked the most consecutive scoreless appearances to begin a career at the current Yankee Stadium.
- At 29 years, 44 days old, became the 12th Yankees pitcher since 1913 to make his ML debut after turning 29 years old and the 1st to do so since Amauri Sanit on 5/12/11 vs. KC (31 years, 312 days).

LOWEST WALK RATE IN MLB, 2021-2022 (MIN. 100.0 IP)

Rk.	Pitcher	BB%
1.	Jacob deGrom	3.4
2.	Richard Bleier	3.6
3.	George Kirby	4.06
4.	Zach Eflin	4.11
5.	Erasmus Ramirez	4.2

LOWEST BB/9.0 IP IN MLB, 2016-2022 (MIN. 250.0 IP)

Rk.	Pitcher	BB/9
1.	Josh Tomlin	1.07
2.	Richard Bleier	1.47
3.	Clayton Kershaw	1.51
4.	Mike Leake	1.55
5.	Miles Mikolas	1.58

HIGHEST GROUND BALL % IN MLB, 2016-2022 (MIN. 250.0 IP)

Rk.	Pitcher	GB%
1.	Framber Valdez	66.2
2.	T.J. McFarland	62.9
3.	Richard Bleier	61.5
4.	Sam Dyson	61.1
5.	Jared Hughes	60.8

LOWEST OPPONENT OPS VS. LEFT-HANDED HITTERS, 2016-2022 (MIN. 500 BF)

Rk.	Pitcher	OPS
1.	Chris Sale	.532
2.	Brad Hand	.548
3.	Tony Gonsolin	.552
4.	Edwin Díaz	.559
5.	David Robertson	.560
6.	Corey Knebel	.568
7.	Clayton Kershaw	.571
8.	Derek Holland	.572
9.	Richard Bleier	.573
10.	Ryan Pressly	.575

BLEIER'S LONGEST CAREER STREAKS OF SCORELESS OUTINGS

Rk.	Games (IP)	Dates	Team
1.	17 (14.1)	8/15-10/3/21	MIA
2.	14 (19.1)	4/6-5/9/18	BAL
3.	13 (12.1)	7/16-10/2/16	NYN
4.	12 (12.0)	6/12-7/17/21	MIA
5.	11 (11.1)	5/22-6/17/17	BAL

BLEIER'S LONGEST CAREER STREAKS OF CONSECUTIVE OUTINGS WITHOUT ISSUING A WALK

Rk.	G	Dates	Team
1.	29	9/19/20-6/5/21	MIA
2.	19	5/19-7/7/19	BAL
T3.	17	5/16/18-4/9/19	BAL
T3.	17	8/30/17-4/2/18	BAL
T3.	17	6/25-8/16/17	BAL
6.	15	8/21-10/3/22	MIA
7.	14	8/8-9/19/21	MIA
8.	10	9/17/19-8/5/20	BAL/MIA

Minor League Highlights

- Named an Eastern League Post-Season All-Star after the 2015 season with Double-A Harrisburg, also garnering MiLB.com Organization All-Star honors in the WSH system.
- Named MiLB Pitcher of the Week 3 times, all at Double-A: Eastern League with Harrisburg (5/18-24/15) and Texas League with Frisco (5/31-6/5/11, 5/3-9/10).
- Led WSH minor leaguers in wins (14) and ERA (2.57) in 2015.
- Made 7 appearances (4 starts) for Estrellas in the Dominican Winter League following the 2014 season.
- Earned TEX Minor League Pitcher of the Month honors in June 2009.

2022 Highlights

- Went 2-2 with a 3.55 ERA (20 ER/50.2 IP) in 55 appearances (1 start) for MIA...Issued 10 BB (3 IBB).
- Held opposing LHH to a .256 AVG/.676 OPS and RHH to a .336 AVG/.883 OPS.
- Led club relievers in pickoffs (2).
- 7 of his first 11 games were scoreless, spanning 4/8-5/6.
- Struck out all 3 batters faced on 11 pitches during a scoreless 8th inning on 4/9 at SF.
- On the 15-day IL from 5/8-25...Made 1 appearance for both Triple-A Jacksonville and Single-A Jupiter during his rehab stint...Activated by MIA on 5/26.
- Posted a 6.75 ERA (8 ER/10.2 IP) through his first 13 outings (1 GS) after being reinstated from the 15-day IL, spanning 5/29-6/27, before posting a 2.30 ERA (8 ER/31.1 IP) over his final 31 appearances, all in relief.

EAGLES SPREADING THEIR WINGS

Richard is 1 of 7 former Florida Gulf Coast University Eagles to appear in the majors, a list that includes current Red Sox teammates Chris Sale and Kutter Crawford (see below).

Bleier, who pitched for the Eagles from 2006-08, was a junior when Sale was a freshman in 2008. They are each members of the FGCU Athletics Hall of Fame, Bleier as a member of the 2023 class and Sale as part of the inaugural 2021 class.

Bleier is also a member of the Atlantic Sun Conference Hall of Fame. He was unanimously selected as 2008 A-Sun Conference Pitcher of the Year and First-Team All-Sun Conference as a junior after going 7-1 with a 2.09 ERA (21 ER/90.1 IP) in 12 starts.

Bleier was selected by TEX in the 6th round of the 2008 First-Year Player Draft (No. 183 overall). At the time, he was the highest draft choice in school history, a record that currently belongs to Sale, who was selected 13th overall by CWS in 2010.

FLORIDA GULF COAST UNIVERSITY ALUMNI IN THE MAJORS

Player	Pos.	MLB Seasons
Casey Coleman	RHP	2010-14
Chris Sale	LHP	2010-22
Jacob Barnes	RHP	2016-22
Richard Bleier	LHP	2016-22
Jake Noll	INF	2019-20
Devin Smeltzer	LHP	2019-22
Kutter Crawford	RHP	2021-22

- Made his 2nd career start on 6/3 vs. SF (1.0 IP, H, R, BB, SO)...Also made 1 start in 2019 for BAL (9/20 vs. SEA).
- Allowed 0 ER in 8 consecutive appearances from 7/6-23 (8.2 IP, 5 H, 1 R, 3 BB, 4 SO) and in 9 straight outings from 8/16-9/11 (9.0 IP, 11 H, 1 R, 1 HB, 2 BB, 8 SO).
- On 9/27 at NYM, was called for a balk 3 times in the 8th inning, the first balks of his MLB career...According to Elias, it marked the 7th time in MLB history a pitcher balked 3 times in a single inning, the first since Jim Gott on 8/6/88.

Personal

- Full name is Richard Sidney Bleier (BLY-er).
- He and his wife, Brett, have 2 daughters, Tomlin and Murphy.
- Graduated from South Plantation (FL) High School...According to Baseball-Reference, is the only person to attend South Plantation HS and appear in the majors.
- Attended Florida Gulf Coast University from 2006-08 (see table above).

Richard Bleier, Continued

Richard Bleier's Career Record

YEAR	CLUB	W-L	ERA	G-GS	CG-SHO	SV	IP	H	R	ER	HR	HB	BB	SO	SO/9	WHIP	AVG
2008	Spokane	4-5	4.02	14-11	0-0	0	62.2	61	41	28	4	8	14	44	6.32	1.20	.247
2009	Hickory	2-1	1.14	5-4	1-0	0	23.2	19	8	3	0	5	4	17	6.46	0.97	.216
	Bakersfield	7-11	4.51	23-22	1-1	0	143.2	165	88	72	9	10	20	108	6.77	1.29	.283
2010	Frisco	7-11	5.04	28-28	2-2	0	164.1	191	98	92	13	10	28	82	4.49	1.33	.291
2011	Frisco	7-8	5.60	32-13	0-0	0	101.1	142	73	63	5	4	16	55	4.88	1.56	.330
2012	Frisco	0-2	3.94	22-0	0-0	1	32.0	34	15	14	3	0	7	17	4.78	1.28	.274
2013	Round Rock	1-1	3.79	8-2	0-0	0	19.0	23	9	8	1	0	7	8	3.79	1.58	.315
	Frisco	5-5	3.18	34-2	0-0	4	62.1	61	27	22	5	1	13	41	5.92	1.19	.254
2014	New Hampshire	6-5	3.93	34-5	0-0	1	84.2	100	47	37	13	3	11	43	4.57	1.31	.292
	Buffalo	0-0	4.50	1-0	0-0	0	2.0	3	1	1	1	0	0	2	9.00	1.50	.333
2015	Harrisburg	8-3	2.45	16-15	0-0	0	103.0	95	32	28	6	5	9	40	3.50	1.01	.247
	Syracuse	6-2	2.75	12-11	1-1	0	68.2	75	24	21	0	2	7	25	3.28	1.19	.281
2016	Scranton/WB	2-3	3.72	12-10	0-0	1	58.0	66	25	24	2	1	11	25	3.88	1.33	.292
	NEW YORK-AL	0-0	1.96	23-0	0-0	0	23.0	20	6	5	0	1	4	13	5.09	1.04	.233
2017	Norfolk	0-0	0.61	8-0	0-0	1	14.2	9	3	1	0	0	0	15	9.20	0.61	.173
	BALTIMORE	2-1	1.99	57-0	0-0	0	63.1	62	23	14	6	4	13	26	3.69	1.18	.257
2018	BALTIMORE	3-0	1.93	31-0	0-0	0	32.2	36	7	7	0	1	4	15	4.13	1.22	.286
2019	BALTIMORE	3-0	5.37	53-1	0-0	4	55.1	65	34	33	6	4	8	30	4.88	1.32	.295
	Frederick	1-0	4.50	2-0	0-0	0	2.0	3	1	1	0	0	0	1	4.50	1.50	.333
	Bowie	0-0	0.00	2-1	0-0	0	2.0	2	0	0	0	0	0	1	4.50	1.50	.286
2020	BALTIMORE	0-0	0.00	2-0	0-0	0	3.0	1	0	0	0	1	0	4	12.00	0.33	.100
	MIAMI	1-1	2.63	19-0	0-0	0	13.2	13	6	4	0	0	4	7	4.61	1.24	.250
2021	MIAMI	3-2	2.95	68-0	0-0	0	58.0	51	20	19	4	3	6	44	6.83	0.98	.241
2022	MIAMI	2-2	3.55	55-1	0-0	1	50.2	63	22	20	3	1	10	32	5.68	1.44	.301
	Jacksonville	0-0	0.00	1-1	0-0	0	1.1	2	0	0	0	0	0	2	13.50	1.50	.333
	Jupiter	0-0	0.00	1-0	0-0	0	1.0	0	0	0	0	0	0	2	0.00	2.00	.000
Major League Totals		14-6	3.06	308-2	0-0	5	299.2	311	118	102	19	15	49	171	5.14	1.20	.269
Minor League Totals		56-57	3.95	255-125	5-4	8	946.1	1051	492	415	62	49	150	526	5.00	1.27	.280

2008: Signed by the Texas Rangers as a 6th-round selection in the First-Year Player Draft (signed by Juan Alvarez); **2013:** Selected by the Toronto Blue Jays in the Triple-A phase of the Rule 5 Draft, 12/13; **2014:** Signed by the Washington Nationals as a minor league free agent, 12/13; **2016:** Signed by the New York Yankees as a minor league free agent, 2/5; **2017:** Acquired by the Baltimore Orioles in exchange for a player to be named later, 2/21; **2018:** On injured list due to a left shoulder latissimus strain, 6/15 through end of season; **2019:** On injured list due to left shoulder tendinitis, 4/11-5/16; **2020:** Acquired by the Miami Marlins in exchange for a player to be named later, 8/1; On injured list due to a left triceps strain, 8/8-20; **2022:** On injured list, 5/8-25; **2023:** Acquired by the Boston Red Sox in exchange for RHP Matt Barnes and cash considerations, 1/30

Postseason Record

W-L	ERA	G-GS	CG-SHO	SV	IP	H	R	ER	HR	HB	BB	SO	SO/9	WHIP	AVG
0-0	0.00	3-0	0-0	0	2.0	0	0	0	0	0	0	0	0.00	0.00	.000

Wild Card Record

YEAR	CLUB	W-L	ERA	G-GS	CG-SHO	SV	IP	H	R	ER	HR	HB	BB	SO	SO/9	WHIP	AVG
2020	MIA vs. CHC	0-0	0.00	2-0	0-0	0	1.0	0	0	0	0	0	0	0	0.00	0.00	.000

Division Series Record

YEAR	CLUB	W-L	ERA	G-GS	CG-SHO	SV	IP	H	R	ER	HR	HB	BB	SO	SO/9	WHIP	AVG
2020	MIA vs. ATL	0-0	0.00	1-0	0-0	0	1.0	0	0	0	0	0	0	0	0.00	0.00	.000

World Baseball Classic Record

YEAR	CLUB	W-L	ERA	G-GS	CG-SHO	SV	IP	H	R	ER	HR	HB	BB	SO	SO/9	WHIP	AVG
2023	Israel	1-0	0.00	2-0	0-0	0	2.2	1	0	0	0	0	0	4	13.50	0.38	.111

Career Single-Game Highs

INNINGS: 4.0, 2x, last 5/3/17 at BOS; **STRIKEOUTS:** 3, 7x, last 8/21/22 at LAD; **HITS:** 6, 7/21/17 vs. HOU; **RUNS:** 4, 4/9/19 vs. OAK; **WALKS:** 2, 3x, last 8/17/22 vs. SD; **HOME RUNS:** 1, 19x, last 7/30/22 vs. NYM; **SCORELESS INNINGS STREAK:** 19.1, 5/19-7/7/19; **EJECTIONS (2):** 7/20/21 vs. WSH (1B Corey Blaser), 9/27/22 at NYM (HP Ryan Blakney)

Major League Firsts

APPEARANCE: 5/30/16 at TOR (0.2 IP, entered in the 8th inning); **STRIKEOUT:** 6/21/16 vs. COL (Tony Wolters, swinging); **WIN:** 5/16/17 at DET (1.2 IP); **SAVE:** 4/11/19 at TOR (1.0 IP)

70 RYAN BRASIER

RHP

Bats: Right • **Throws:** Right • **Height:** 6-0 • **Weight:** 223

Opening Day Age: 35 • **MLB Service:** 5 years, 109 days

Born: 8/26/1987 in Wichita Falls, TX

Acquired: Signed as a minor league free agent on 3/2/2018

Contract Status: Signed through 2023



The Rundown

- Is in his 17th professional season, his 6th with BOS.
- Signed by the Angels as a 6th-round selection in the 2007 June Draft and spent his first 8 years in the LAA organization (2007-14)...Also pitched in the A's system (2015-16) and for Hiroshima in NPB (2017).
- Made his 1st Opening Day roster in 2019 at 31 years old...Also made the Sox' 2020 and 2022 Opening Day rosters...Began the 2021 season on the injured list.
- Made his MLB debut in 2013 with the Angels.
- Had Tommy John surgery on 6/10/14 and went nearly 5 years between ML pitching appearances, from 9/27/13 with LAA to 7/9/18 with BOS.
- In 2018, won a World Series and earned the Red Sox' Lou Gorman Award, given to a minor league player who has demonstrated dedication and perseverance in overcoming obstacles while working his way to the ML team.

Additional Career Highlights

- Helped the Hiroshima Carp win the Japan Central League pennant in 2017, making 26 relief appearances.
- Helped the Sox win the 2018 World Series...From the date he was first selected to the ML roster (7/8/18) through the end of the 2018 Postseason, appeared in 43 of the club's 86 games and had a 1.49 ERA (7 ER/42.1 IP).
- Among pitchers who faced at least 120 batters in 2018, ranked 2nd in WHIP (0.77), 4th in ERA (1.60), 5th in opponent OPS (.482), and 9th in opponent AVG (.171).
- Recorded all 3 saves for the Sox in their 3-game series sweep from 4/19-21/19 at TB, to become the 1st BOS pitcher with 3 saves in a 3-game sweep since Jonathan Papelbon in 2006 (7/17-19 vs. KC).
- In 2020, led Sox pitchers in games (25) and holds (10).
- Struck out at least 1 batter in each of his final 21 outings of 2020 (including 1 start), the longest streak for any pitcher in 2020 and longest streak of his career.
- Made 7 Postseason appearances in 2021, 5 of which were scoreless...Earned 4 holds, including 1 in each of the Sox' first 3 wins of the Postseason.
- Named a mid-season All-Star in 2008 (Midwest League), 2011 (Texas League), and 2018 (International League).
- Pitched for Hermosillo in the Mexican Pacific Winter League following the 2012 season, and for Mesa in the Arizona Fall League after the 2010 season.
- Served as Triple-A Pawtucket's closer in 2018...After allowing 0 ER in 22.0 consecutive innings from 5/14-7/7, he was promoted to the big league club on 7/8 and remained with BOS for the rest of the season.

RED SOX ALL-TIME LEADERS IN RELIEF PITCHING APPEARANCES

Rk.	Pitcher	G	Rk.	Pitcher	G
1.	Bob Stanley	552	13.	Mike Forniello	258
2.	Matt Barnes	427	14.	Heath Hembree	251
3.	Mike Timlin	394	15.	Tony Fossas	239
4.	J. Papelbon	393	16.	Greg Harris	234
5.	Junichi Tazawa	298	17.	Koji Uehara	230
6.	M. Delcarmen	289	18.	Mark Clear	225
7.	Dick Radatz	286	19.	Tom Burgmeier	212
8.	Ellis Kinder	276	20.	Alan Embree	211
9.	Derek Lowe	273	21.	Daniel Bard	201
10.	Rich Garcés	261		Ryan Brasier	201
	Hideki Okajima	261	23.	Craig Breslow	200
12.	Sparky Lyle	260			

IN THE CLUTCH

Ryan helped the Red Sox win the 2018 World Series by posting a 1.04 ERA (1 ER/8.2 IP) with a .219 opponent AVG in 9 Postseason appearances. He allowed 0 runs in 3 ALDS games vs. NYY and in 4 ALCS games vs. HOU.

In 2021, after missing the Red Sox' first 134 games on the injured list, Ryan helped lead the club to the Postseason by allowing 0 runs in his final 8 outings of the season. Notably, he pitched on 4 consecutive days for the first time in his career from 9/29-10/2.

RYAN'S RESILIENCY

- Had Tommy John surgery on 6/10/14 and went nearly 5 years between ML pitching appearances, from 9/27/13 to 7/9/18. According to FanGraphs, his return from Tommy John surgery after 49 months was the 5th-longest in baseball history at that time.
- After pitching in Japan in 2017, signed with the Red Sox as a minor league free agent on 3/2/18 and worked his way to the ML club, playing a pivotal role in helping BOS win the 2018 World Series.
- In 2021, missed the start of spring training due to a broken hand suffered in the off-season, began the year on the injured list due to a calf strain, then was struck in the head by a line drive in a simulated game...Missed the Red Sox' first 134 games of 2021 and did not begin a rehab assignment until August.

Ryan
Brasier

Ryan Brasier, Continued

BRASIER'S MLB STATS BY MONTH IN 2022

Month	G	IP	ERA
April	10	7.0	2.57
May	10	10.1	7.84
June	11	12.0	2.25
July	10	9.0	10.00
August	14	12.0	9.75
Sept./Oct.	13	12.0	2.25

BRASIER'S FINAL 13 RELIEF APPEARANCES OF 2022

Game	Stats
9/2 vs. TEX	1.0 IP, 0 R, 0 H, 0 BB, 1 SO
9/6 at TB	1.0 IP, 0 R, 0 H, 1 BB, 1 SO
9/10 at BAL	1.0 IP, 0 R, 0 H, 0 BB, 1 SO
9/13 vs. NYY	0.2 IP, 0 R, 0 H, 0 BB, 0 SO
9/14 vs. NYY	1.0 IP, 1 R, 2 H, 0 BB, 0 SO
9/17 vs. KC	0.1 IP, 0 R, 0 H, 0 BB, 1 SO
9/20 at CIN	1.0 IP, 0 R, 0 H, 0 BB, 1 SO
9/22 at NYY	1.0 IP, 1 R, 1 H, 0 BB, 0 SO
9/24 at NYY	1.0 IP, 0 R, 0 H, 0 BB, 2 SO
9/27 vs. BAL	1.0 IP, 0 R, 1 H, 0 BB, 1 SO
9/28 vs. BAL	1.0 IP, 0 R, 0 H, 0 BB, 1 SO
10/3 vs. TB	1.0 IP, 0 R, 0 H, 0 BB, 1 SO
10/5 vs. TB	1.0 IP, 1 R, 1 H, 1 BB, 2 SO
Totals:	2.25 ERA, 12.0 IP, 3 R, 5 H, 2 BB, 13 SO

BEFORE HE WAS A RELIEVER...

Ryan threw a 9.0-inning no-hitter for Double-A Arkansas on 4/29/10 vs. Tulsa (2 BB), earning Texas League Pitcher of the Week honors for 5/3/10.

MOST POSTSEASON APPEARANCES IN THE A.L. SINCE THE START OF 2018

Rk.	Pitcher	G
1.	Ryan Pressly (HOU)	41
T2.	Diego Castillo (TB, SEA)	17
T2.	Ryne Stanek (HOU)	17
4.	Ryan Brasier (BOS)	16
T5.	Zack Britton (NYY)	15
T5.	Brooks Raley (HOU, TB)	15

CONSECUTIVE RELIEF APPEARANCES WITH A STRIKEOUT (RED SOX)

Rk.	Pitcher	Games
1.	Lee Smith (1988)	30
2.	Koji Uehara (2013-14)	29
3.	Dick Radatz (1963)	27
4.	Mark Clear (1981)	25
T5.	Matt Barnes (2018)	20
T5.	Ryan Brasier (2020)	20

2022 Highlights

- 🔥 Set career highs in appearances (68), innings (62.1), and strikeouts (64)...Averaged a career-best 1.88 BB/9.0 IP.
- 🔥 Led the Sox in appearances (T-9th in AL)...Was his 2nd season making at least 60 appearances (also 62 in 2019).
- 🔥 Had an expected ERA of 3.97 (source: Baseball Savant).
- 🔥 44 of his 68 appearances were scoreless (64.7%).
- 🔥 Had 6 outings in which every out came via strikeout, including 4 outings of at least 1.0 IP.
- 🔥 Ranked in MLB's 91st percentile in chase rate (34.2%).
- 🔥 Opponents hit .170 against his slider (17-for-100).

2022 Timeline

- 🔥 Made his 3rd Opening Day roster.
- 🔥 Posted a 2.45 ERA (3 ER/11.0 IP) through his first 14 appearances, spanning 4/8-5/10.
- 🔥 Made his season debut on 4/8 at NYY, retiring each of his 2 batters faced in the 10th inning (1 SO) and stranding 2 of 3 inherited runners.
- 🔥 Logged a season-high 5 consecutive scoreless outings from 4/24-5/3 (later matched).
- 🔥 Allowed 7 ER over 3.1 IP in 4 outings from 5/11-19.
- 🔥 Optioned to Triple-A Worcester on 5/20...Made 2 scoreless appearances for the WooSox on 5/24 and 5/27 at Lehigh Valley (2.0 IP, 0 H, 0 BB, 3 SO).
- 🔥 Recalled on 5/28 and stayed in the majors for the remainder of the season.
- 🔥 Posted a 2.25 ERA (8 ER/32.0 IP) over his first 15 outings following his recall.

- 🔥 Tossed 2.0 innings on 5/30 vs. BAL, setting a season high for innings pitched (matched on 6/21 vs. DET).
- 🔥 Made 5 straight scoreless appearances from 6/12-21...Matched a season-long streak (6.0 IP, H, BB, 4 SO).
- 🔥 Tossed 2.0 scoreless innings on 6/21 vs. DET...Was his longest scoreless outing of 2022 and tied for the longest of his career (5th time, 1st since 7/13/18 vs. TOR).
- 🔥 Earned his 1st save on 7/15 at NYY, retiring all 3 batters faced in the 11th inning (2 SO) during the Sox' 5-4 win.
- 🔥 Recorded a career-high 4 SO over 1.1 scoreless innings on 7/29 vs. MIL.
- 🔥 Retired all 9 batters faced across 3 outings from 8/12-17 (3.0 IP, 3 SO).
- 🔥 Made his 200th career appearance on 9/13 vs. NYY.
- 🔥 Retired 11 of his 12 batters faced across 4 outings from 9/2-13 (3.2 IP, BB, 3 SO, GDP).
- 🔥 10 of his last 13 outings to end the season were scoreless (see table above).

Personal

- 🔥 Full name is Ryan David Brasier.
- 🔥 He and his wife, Shaina, have 2 children, Kolten and Avery.
- 🔥 Attended Weatherford Community College (TX) during the 2006-07 academic year.
- 🔥 Graduated from Wichita Falls (TX) Rider High School.

Ryan Brasier's Career Record

YEAR	CLUB	W-L	ERA	G-GS	CG-SHO	SV	IP	H	R	ER	HR	HB	BB	SO	SO/9	WHIP	AVG
2007	Orem	1-2	2.08	26-0	0-0	9	30.1	22	9	7	2	5	7	26	7.71	0.96	.212
2008	Cedar Rapids	1-3	1.59	23-0	0-0	9	28.1	22	8	5	0	1	14	24	7.62	1.27	.210
	AZL Angels	1-0	3.86	4-0	0-0	1	4.2	3	2	2	0	0	1	2	3.86	0.86	.188
	Rancho Cucamonga	0-0	2.70	3-0	0-0	1	3.1	3	1	1	0	0	2	0	0.00	1.50	.300
2009	Arkansas	2-1	5.56	8-0	0-0	2	11.1	13	8	7	1	0	7	6	4.76	1.76	.283
	Rancho Cucamonga	5-4	5.23	27-14	0-0	0	98.0	103	63	57	17	1	32	93	8.54	1.38	.270
2010	Arkansas	7-12	5.07	28-23	1-1	0	142.0	127	89	80	28	4	68	94	5.96	1.37	.242
2011	Arkansas	0-1	0.71	25-0	0-0	16	25.1	18	3	2	1	0	14	26	9.24	1.26	.198
	Salt Lake	2-1	5.00	25-0	0-0	3	27.0	26	16	15	2	0	9	26	8.67	1.30	.257
2012	Salt Lake	7-3	4.37	55-0	0-0	13	59.2	66	30	29	1	1	24	54	8.15	1.51	.286
2013	LOS ANGELES-AL	0-0	2.00	7-0	0-0	0	9.0	7	2	2	1	0	4	7	7.00	1.22	.233
	Salt Lake	5-2	4.13	38-0	0-0	10	56.2	69	31	26	6	0	16	57	9.05	1.50	.295
2014							Did Not Play										
2015	AZL Athletics	1-1	3.60	4-1	0-0	0	5.0	5	2	2	0	0	1	4	7.20	1.20	.250
	Nashville	0-0	0.00	2-0	0-0	0	2.0	0	0	0	0	0	0	3	13.50	0.00	.000
2016	Nashville	5-3	3.56	46-0	0-0	1	60.2	50	25	24	6	1	19	70	10.38	1.14	.226
2017	Hiroshima (NPB)	2-1	3.00	26-0	0-0	1	30.0	32	13	10	3	0	8	19	5.70	1.33	.258
2018	Pawtucket	2-5	1.34	34-0	0-0	13	40.1	29	10	6	1	1	8	40	8.93	0.92	.215
	BOSTON	2-0	1.60	34-0	0-0	0	33.2	19	6	6	2	0	7	29	7.75	0.77	.171
2019	BOSTON	2-4	4.85	62-0	0-0	7	55.2	51	33	30	9	3	21	61	9.86	1.29	.238
	Pawtucket	2-0	0.96	10-0	0-0	0	9.1	6	1	1	1	2	1	13	12.54	0.75	.182
2020	BOSTON	1-0	3.96	25-1	0-0	0	25.0	24	12	11	2	0	11	30	10.80	1.40	.245
2021	Worcester	1-0	19.29	5-0	0-0	0	4.2	9	10	10	1	0	3	3	5.79	2.57	.409
	Portland	0-0	0.00	3-0	0-0	0	3.0	1	0	0	0	0	0	2	6.00	0.33	.100
	BOSTON	1-1	1.50	13-0	0-0	0	12.0	12	5	2	2	0	4	9	6.75	1.33	.267
2022	BOSTON	0-3	5.78	68-0	0-0	1	62.1	68	43	40	9	1	13	64	9.24	1.30	.280
	Worcester	0-0	0.00	2-0	0-0	0	2.0	0	0	0	0	0	0	3	13.50	0.00	.000
Major League Totals		6-8	4.14	209-1	0-0	8	197.2	181	101	91	25	4	60	200	9.11	1.22	.244
Minor League Totals		42-38	4.02	368-38	0-0	78	613.2	572	308	274	67	16	226	546	8.01	1.30	.249
Red Sox Totals		6-8	4.25	202-1	0-0	8	188.2	174	99	89	24	4	56	193	9.21	1.22	.245
Japan Totals		2-1	3.00	26-0	0-0	1	30.0	32	13	10	3	0	8	19	5.70	1.33	.258

2007: Signed by the Los Angeles Angels as a 6th-round selection in the June Draft (signed by Arnold Brathwaite); **2014:** On disabled list with a strained right forearm, 3/21 through end of season; **2015:** Signed by the Oakland Athletics as a minor league free agent, 7/7; **2016:** Signed by the Hiroshima Toyo Carp of the Nippon Professional Baseball League, 12/18; **2018:** Signed by the Boston Red Sox as a minor league free agent, 3/2; **2021:** On injured list with a left calf strain, 3/29-8/31

Postseason Record

W-L	ERA	G-GS	CG-SHO	SV	IP	H	R	ER	HR	HB	BB	SO	SO/9	WHIP	AVG
0-0	3.55	16-0	0-0	0	12.2	15	5	5	0	1	5	12	8.53	1.58	.294

Wild Card Record

YEAR	CLUB	W-L	ERA	G-GS	CG-SHO	SV	IP	H	R	ER	HR	HB	BB	SO	SO/9	WHIP	AVG
2021	BOS vs. NYY	0-0	0.00	1-0	0-0	0	0.2	1	0	0	0	0	0	0	0.00	1.50	.500

Division Series Record

YEAR	CLUB	W-L	ERA	G-GS	CG-SHO	SV	IP	H	R	ER	HR	HB	BB	SO	SO/9	WHIP	AVG
2018	BOS vs. NYY	0-0	0.00	3-0	0-0	0	2.1	1	0	0	0	0	2	4	15.43	1.29	.111
2021	BOS vs. TB	0-0	9.00	3-0	0-0	0	2.0	3	2	2	0	0	0	4	18.00	1.50	.333
Division Series Totals		0-0	4.15	6-0	0-0	0	4.1	4	2	2	0	0	2	8	16.62	1.38	.222

League Championship Series Record

YEAR	CLUB	W-L	ERA	G-GS	CG-SHO	SV	IP	H	R	ER	HR	HB	BB	SO	SO/9	WHIP	AVG
2018	BOS vs. HOU	0-0	0.00	4-0	0-0	0	4.2	3	0	0	0	1	2	2	3.86	1.07	.188
2021	BOS vs. HOU	0-0	13.50	3-0	0-0	0	1.1	4	2	2	0	0	0	1	6.75	3.00	.500
LCS Totals		0-0	3.00	7-0	0-0	0	6.0	7	2	2	0	1	2	3	4.50	1.50	.292

World Series Record

YEAR	CLUB	W-L	ERA	G-GS	CG-SHO	SV	IP	H	R	ER	HR	HB	BB	SO	SO/9	WHIP	AVG
2018	BOS vs. LAD	0-0	5.40	2-0	0-0	0	1.2	3	1	1	0	0	1	1	5.40	2.40	.429

Career Single-Game Highs

INNINGS: 2.0, 6x, last 6/21/22 vs. DET; **STRIKEOUTS:** 4, 7/29/22 vs. MIL; **HITS:** 5, 2x, last 8/19/22 at BAL; **RUNS:** 6, 8/31/19 at LAA; **WALKS:** 2, 7x, last 8/16/20 at NYY; **HOME RUNS:** 2, 2x, last 5/15/22 at TEX; **SCORELESS INNINGS STREAK:** 9.0, 8/5-25/18; **EJECTIONS (0)**

Major League Firsts

APPEARANCE: 5/2/13 vs. BAL (1.0 IP, entered to start 9th inning); **STRIKEOUT:** 5/2/13 vs. BAL (Ryan Flaherty, swinging); **WIN:** 8/30/18 at CWS (1.0 IP); **SAVE:** 4/3/19 at OAK (1.0 IP)

97 TAYLOR BROADWAY

RHP



Bats: Right • **Throws:** Right • **Height:** 5-11 • **Weight:** 205

Opening Day Age: 25 • **MLB Service:** None

Born: 4/8/1997 in Houston, TX

Acquired: From the Chicago White Sox on 8/30/2022, completing the 7/31/2022 trade of C Reese McGuire for LHP Jake Diekman

Contract: Signed through 2023

Non-Roster Invitee

Career Highlights

- Is in his 3rd professional season, his 1st full season in the Red Sox organization.
- Selected by the White Sox in the 6th round of the 2021 First-Year Player Draft.
- Invited to his 1st ML Spring Training camp in 2023.
- Has averaged 12.99 SO/9.0 IP and 2.29 BB/9.0 IP with a 5.67 SO/BB ratio in his career.
- Allowed 0 runs and 0 hits in his first 5 professional outings in 2021 (5.1 IP, BB, 6 SO).
- Made his only career professional start on 9/1/21 with Winston-Salem at Rome-G2, throwing 1.0 inning and retiring all 3 batters faced.

IN CONTROL

After he was acquired by the Red Sox on 8/30/22, Taylor struck out 10 batters and walked none with Double-A Portland. From July 4 through the end of the season, he recorded 47 SO against only 4 BB.

"Ever since I was a young kid, even my dad would always tell me, I always had a knack for throwing strikes and having good command," Broadway told MassLive.com in September 2022. "It's something that's just been natural to me. I really haven't had to think about it too much, thankfully."

2022 Highlights

- Pitched in 3 games at High-A and 42 at Double-A between the Red Sox and White Sox organizations, going 4-2 with 3 saves, a 4.66 ERA, 1.38 WHIP, and 13.50 SO/9.0 IP (58.0 IP, 30 ER, 64 H, 16 BB, 87 SO).
- Recorded his 1st professional save on 4/14 vs. Greensboro with Winston-Salem (1.0 IP, H)...Promoted to Birmingham on 4/19.
- In 8 July appearances, struck out 21 batters and walked only 1 while posting a 2.19 ERA (3 ER/12.1 IP).
- Set career highs in innings and strikeouts on 8/5 vs. Chattanooga (2.1 IP, 3 H, 2 R, 5 SO).
- Acquired by BOS on 8/30...Made his Red Sox organizational debut with Portland on 9/2 at New Hampshire and earned the win (2.0 IP, H, 3 SO).
- In his final 16 appearances (beginning 7/4), struck out 47 batters and walked only 4 in 27.0 IP (15.67 SO/9.0 IP)...Allowed only 1 HR in that time.
- Over his final 10 outings, held batters to a .167 AVG (7-for-42) in 12.1 IP.

Personal

- Full name is Taylor Anthony Broadway.
- Graduated in 2016 from Cypress (TX) Christian High School...After receiving no baseball scholarship offers, attended TCS Post Grad Academy in Dallas.
- Was not drafted after either of his 2 years at Tyler Junior College, where in 2017 he led the Hawks to the DIII NJCAA World Series title, was named World Series MVP and DIII NJCAA Player of the Year, and was tabbed both a 1st Team All-American and Academic All-American.
- Transferred to Ole Miss, where he played 3 seasons (2019-21) and graduated in May 2020 with a degree in multi-disciplinary studies...Earned an extra year of eligibility in 2021 due to COVID-19 and set the program's single-season saves record that year (16), also earning All-America honors and landing on the NCAA Oxford Regional All-Tournament Team.
- Named to the 2019 and 2020 SEC Academic Honor Roll.
- His father, Danny, was a professional bowler after he bowled at Texas A&M, while his mother, Adora, bowled at the University of Houston...Danny once competed on national TV against PBA Hall of Famer Norm Duke.

Taylor Broadway's Career Record

YEAR	CLUB	W-L	ERA	G-GS	CG-SHO	SV	IP	H	R	ER	HR	HB	BB	SO	SO/9	WHIP	AVG
2021	ACL White Sox	1-0	0.00	1-0	0-0	0	1.0	0	0	0	0	0	0	2	18.00	0.00	.000
	Kannapolis	0-0	1.59	5-0	0-0	0	5.2	2	1	1	1	0	1	7	11.13	0.53	.105
	Winston-Salem	0-0	3.00	6-1	0-0	0	6.0	4	3	2	0	0	1	6	9.00	0.83	.167
2022	Winston-Salem	0-0	10.13	3-0	0-0	1	2.2	4	3	3	0	0	2	3	10.15	2.25	.333
	Birmingham	3-2	4.74	37-0	0-0	1	49.1	58	28	26	8	0	14	74	13.50	1.46	.289
	Portland	1-0	1.50	5-0	0-0	1	6.0	2	1	1	1	0	0	10	15.00	0.33	.105
Minor League Totals		5-2	4.20	57-1	0-0	3	70.2	70	36	33	10	0	18	102	12.99	1.25	.252

2021: Signed by the Chicago White Sox as a 6th-round selection in the June Draft (signed by Warren Hughes); **2022:** Acquired by the Boston Red Sox, completing the 7/31 trade of C Reese McGuire for LHP Jake Diekman, 8/30

36 TRISTON CASAS

1B

Bats: Left • **Throws:** Right • **Height:** 6-5 • **Weight:** 244

Opening Day Age: 23 • **MLB Service:** 32 days

Born: 1/15/2000 in Miami, FL

Acquired: Selected in the 1st round of the 2018 June Draft

Contract Status: Signed through 2023



The Rundown

Is in his 6th professional season, his 3rd in ML Spring Training camp.

Begins 2023 ranked as a top-100 prospect by both *Baseball America* (No. 29) and MLB.com (No. 23)...Ranked by MLB.com as baseball's No. 1 first base prospect.

Made his ML debut in September 2022 and appeared in 27 games, all at 1B.

His 1st career HR at Fenway Park came on 9/13/22 against the Yankees, a 2-run HR over the Green Monster off Gerrit Cole in the 2nd inning, his 1st career plate appearance vs. NYY.

Has made 242 starts at 1B and 9 at 3B in the minors... Last played 3B in 2019 with Single-A Greenville.

In 2021, played in the Tokyo Olympic Games and earned a spot on the All-Olympic Team after helping Team USA win a Silver Medal...Led the Olympic field in HR (3) and RBI (8).

Additional Career Highlights

Ranked by *Baseball America* as a top 100 prospect entering 2020 (No. 70), 2021 (No. 47), 2022 (No. 19), and 2023 (No. 29)...Also ranked as a top-5 Red Sox prospect entering 2019 (No. 5), 2020 (No. 1), 2021 (No. 1), 2022 (No. 2), and 2023 (No. 2).

Has been rated by *Baseball America* as the Sox' best defensive infielder (2020), best hitter for average (2021), and as having the best strike-zone discipline (2020-21, '23).

Underwent successful ulnar collateral ligament repair surgery on his right thumb on 6/28/18 after being selected by the Sox in the MLB First-Year Player Draft.

In 2019, named Red Sox Minor League Offensive Player of the Year, tabbed Minor League Player of the Year by the Boston Baseball Writers, and named a 2019 South Atlantic League mid-season and year-end All-Star...Became the 1st Sox minor leaguer with 20+ HR in a season—all before turning 20 years old—since Xander Bogaerts in 2012.

Was added to the Red Sox' 60-man Club Player Pool on 8/20/20 and spent the remainder of the season at the Alternate Training Site.

Led Double-A Northeast in OBP (.395) in 2021... Tabbed the league's Player of the Week for 8/30-9/5 and named to the MLB Pipeline Prospect Team of the Week for 5/10-16 and 8/30-9/5.

In 2021, played for Team USA in the WBSC Americas Olympic Baseball Qualifier and Tokyo Olympic Games.

Named an Arizona Fall League Rising Star with Scottsdale in 2021...In a poll of scouts conducted by *The Athletic*, ranked as the No. 2 prospect in the AFL.

TRISTON'S 2022 BY DATE (MLB)

Stat	9/4-21	9/22-End
Games	14	13
AVG	.079 (3-38)	.316 (12-38)
OPS	.442	1.069
HR	2	3
BB	6	13

HIGHEST WALK RATE IN MLB, 9/1 THROUGH END OF SEASON

Rk.	Player	BB%
1.	Aaron Judge (NYY)	24.3
2.	Sean Bouchard (COL)	22.5
3.	Triston Casas (BOS)	20.0
4.	Freddie Freeman (LAD)	19.1

*Among 333 players with 50+ PA

WAIT FOR YOUR PITCH

Triston swung at only 17.5% of pitches outside the strike zone (38 of 217) in 2022, according to Statcast. That was MLB's 9th lowest rate (min. 50 PA), behind Juan Soto (8th, 17.2%) and ahead of Alex Bregman (10th, 17.7%).

HIGH PRAISE

Following the 2020 Tokyo Olympic Games, Team USA manager **Mike Scioscia** told *Baseball America*:

"Triston Casas at first base was the biggest bat on our team and has the most upside, I think, of any player we had. He's going to get his opportunity in the big leagues for sure. He's advanced beyond his age as far as a hitter. He understands what pitchers are trying to do to him. He's made some adjustments to his swing just from the qualifiers to now that were tremendous. And I think his ability to hit right and left-handed pitching is a skill set that you don't see in a lot of young hitters. Especially left-handed hitters. I think he's a student of the game. He's got tremendous power to all fields and he's going to play in the big leagues for a long time."

Triston Casas, Continued

2022 Highlights

- 🔥 Made his ML debut at only 22 years old, playing in 27 games for BOS (beginning 9/4) after spending most of the season with Triple-A Worcester.
- 🔥 Became the 11th Red Sox player ever with 5+ HR in their first 20 MLB games.
- 🔥 Appeared at 1B in each of his 27 games with BOS (22 starts)...Posted a .995 fielding % (1 E/185 TC).
- 🔥 Drew a walk in 20% of his PA with BOS (19 BB, 95 PA)...Walked multiple times in 4 games for the Red Sox, including a season-high 3 BB on 9/24 at NYY.
- 🔥 In 72 games for Worcester, hit .273 with an .863 OPS (72-for-264, 20 2B, 3B, 11 HR, 38 RBI, 46 BB)...Missed 54 games from 5/22-7/25 due to a right ankle sprain.
- 🔥 Finished the season ranked as a top 100 prospect by *Baseball America* (No. 27) and MLB.com (No. 25)...Rated the International League's best defensive 1st baseman in *Baseball America's* Triple-A "Best Scouting Tools" survey, as voted by league managers.

2022 Timeline

- 🔥 Attended his 2nd ML Spring Training camp as a non-roster invitee.
- 🔥 Began the season with Worcester and hit 3 HR with 7 RBI in his first 7 games.
- 🔥 In 33 games for the WooSox after being reinstated from the injured list on 7/26, batted .311 (38-for-122) with a .959 OPS, 11 2B, 1 3B, 5 HR, and 16 RBI...During that span, walked 21 times with 28 SO.
- 🔥 Reached base safely in 16 consecutive games for the WooSox from 8/16-9/2...Hit .356 with a .472 OBP during the season-long streak (21-for-59, 12 R, 6 XBH, 12 BB).
- 🔥 Selected to the active ML roster on 9/4 and made his debut that afternoon vs. TEX...Started at 1B and recorded his 1st MLB hit (single, 5th inning).
- 🔥 At 22 years and 232 days old, became the youngest Red Sox to play 1B in more than 50 years (Cecil Cooper in September 1971).
- 🔥 Hit his 1st HR on 9/6 at TB, a 2-run shot in the 2nd inning off JT Chargois...Prior to Casas, the most recent Red Sox to homer at 22 years of age or younger were Jonathan Araúz, Rafael Devers, and Andrew Benintendi.
- 🔥 Hit a 2-run HR to left field on 9/13 vs. NYY off Gerit Cole, his 1st career HR at Fenway Park (see table on right)...Also stole his lone base of the season.
- 🔥 Went 3-for-38 (.079) in his first 14 games through 9/21, then 12-for-38 (.316) in his final 13 games.
- 🔥 Hit 3 HR in a 6-game span from 9/22-27...Hit a solo HR in the 7th inning on 9/22 at NYY, his 1st career game at Yankee Stadium.
- 🔥 Reached via walk in 3 straight games from 9/22-24 at NYY (2 BB on 9/23 and 3 BB on 9/24).
- 🔥 Recorded a season-high 3 RBI on 9/24 at NYY...Hit a 2-run HR in the 2nd inning to give the Sox a 2-0 lead and worked a bases-loaded walk in the 6th inning.
- 🔥 Recorded a .655 OBP during a 7-game stretch from 9/23-29, reaching base in 19 of 29 PA (9-for-19, 10 BB).
- 🔥 Reached safely in a season-best 7 consecutive games from 9/26-10/2 (.517 OBP, 9-for-23, 6 BB).
- 🔥 Played 3 games for Licey in the Dominican Professional Baseball League following the season.

RED SOX TO HIT AT LEAST 5 HR IN THEIR FIRST 20 MLB GAMES

Player	Years	BB	HR
Bob Tillman	1962	5	6
Tony Conigliaro	1964	3	5
George Scott	1966	10	9
Jerry Moses	1965-69	1	5
Sam Horn	1987	9	7
John Marzano	1987	4	5
Will Middlebrooks	2012	3	5
Rafael Devers	2017	8	8
Michael Chavis	2019	14	6
Bobby Dalbec	2020	7	7
Triston Casas	2022	14	5

YANKEE DOODLES

In 6 games against the Yankees, Triston hit .267 (4-for-15) with 3 runs, 3 HR, 6 RBI, and 7 BB.

- 🔥 Homered in 3 of his first 5 games against NYY...According to Elias, only 2 other players have homered in 3 of their first 5 career games against NYY while playing for the Red Sox: Babe Ruth in 1915 and Rafael Devers in 2017.
- 🔥 His 1st career HR at Fenway Park came on 9/13 against the Yankees, a 2-run HR over the Green Monster off Gerrit Cole in the 2nd inning, his 1st career plate appearance vs. NYY.
- 🔥 At 22 years old, he became the youngest Red Sox batter to homer in his 1st career game against the Yankees since Xander Bogaerts at 20 years old on 9/7/2013 at Yankee Stadium.
- 🔥 Prior to Casas, the most recent Red Sox to homer in their 1st career PA against NYY were Pat Dodson in 1986 and Ken Brett in 1969.
- 🔥 Became only the 3rd player ever to homer for the Red Sox in their 1st career home game vs. NYY and 1st career road game at NYY, joining Gerry Moses (1968-69) and Sam Mele (1947) (source: Elias).
- 🔥 On 9/13, joined Rafael Devers (8/18/17) as the only Red Sox to homer and steal a base in a game against the Yankees at the age of 22 or younger.

RED SOX WITH MULTIPLE HOME RUNS AGAINST THE YANKEES AS A VISITOR IN A SEASON, AGE 22 OR YOUNGER

Player	HR	Age	Season
Ted Williams	4	21	1940
Mookie Betts	3	22	2015
Triston Casas	2	22	2022
Rafael Devers	2	22	2019
Reggie Smith	2	22	1967
Babe Ruth	2	20	1915

MOST GAMES PLAYED AT FIRST BASE AT AGE 22 OR YOUNGER, RED SOX HISTORY

Rk.	Player	Games (Seasons)
1.	George Scott	158 (1966)
2.	Billy Goodman	117 (1948)
3.	Hal Janvrin	68 (1911-14)
4.	Tony Horton	64 (1964-67)
5.	Babe Dahlgren	50 (1935)
6.	Triston Casas	27 (2022)

PIANO MAN

"I play a little bit of the piano," Casas told MassLive.com in 2019. "I took a beginners class in ninth grade at my school. I know a little bit of it. Whenever I feel a little bored, I'll go and read some lyrics and try to play it as best as I could."

FAMILY HERITAGE

Triston is fluent in Spanish. His grandparents immigrated to the United States from Cuba in the 1960s. His father, Jose, spoke Spanish as a first language.

"My family comes from a line of construction workers," Casas told MassLive.com in 2019. "So seeing my dad go to work every morning, leaving the house 4:30, 5:00 every morning and going to do his thing, it definitely took an impact on me. Lazy's one thing in our family that will not be tolerated. And he's always instilled that into me through actions."

NO SHOES, NO SHIRT, NO PROBLEM

In 2022, particularly on warmer days, Triston would often walk the Fenway Park outfield barefoot. "I don't necessarily like caffeine. I don't drink coffee or energy drinks. I feel better after I get some sunlight on my body and that's what I do. I don't think too much of it in terms of grounding or any science behind it, but I just feel better after I do it."

Personal

- Full name is Triston Casas (pronounced KOSS-iss).
- Graduated in 2018 from American Heritage High School (Plantation, FL)...Ranked by *Baseball America* as the No. 25 prospect in the 2018 MLB Draft.
- Hobbies include cooking and fishing.
- Was a 3-time Gold Medalist with USA Baseball prior to his pro career...Honored as the 2017 Richard W. "Dick" Case Award recipient by USA Baseball, presented annually to the program's top player.
- Led the U-18 national team to its 4th consecutive world championship title in 2017, earning tournament MVP honors with 3 HR and 13 RBI, both leading the tournament field.
- Since high school, has trained at The System 8, which has campuses in Pembroke Pines and Davie, FL...Other notable MLB players to train at The System 8 include Miguel Cabrera and Eduardo Escobar.
- His brother, Gavin, plays baseball at the University of South Carolina.

Triston Casas's Career Record

YEAR	CLUB	AVG	G	AB	R	H	2B	3B	HR	RBI	SH	SF	HB	BB	SO	SB	CS	OBP	SLG	OPS		
2018	GCL Red Sox	.000	2	4	0	0	0	0	0	0	0	0	0	1	2	0	0	.200	.000	.200		
2019	Greenville	.254	118	422	64	107	25	5	19	78	0	6	7	58	116	3	2	.349	.472	.820		
	Salem	.429	2	7	2	3	1	0	1	3	0	0	0	0	2	0	0	.429	1.000	1.429		
2020									Did Not Play													
2021	Portland	.284	77	275	57	78	12	2	13	52	0	2	3	49	63	6	3	.395	.484	.879		
	Worcester	.242	9	33	6	8	3	1	1	7	0	1	0	8	8	1	0	.381	.485	.866		
2022	Worcester	.273	72	264	45	72	20	1	11	38	0	4	3	46	68	0	0	.382	.481	.863		
	FCL Red Sox	.429	4	14	3	6	3	0	1	3	0	0	0	3	2	0	0	.529	.857	1.386		
	BOSTON	.197	27	76	11	15	1	0	5	12	0	0	0	19	23	1	0	.358	.408	.766		
Major League Totals		.197	27	76	11	15	1	0	5	12	0	0	0	19	23	1	0	.358	.408	.766		
Minor League Totals		.269	284	1019	177	274	64	9	46	181	0	13	13	165	261	10	5	.374	.485	.859		

2018: Signed by the Boston Red Sox as a 1st-round selection (26th overall) in the June Draft (signed by Willie Romay)

Career Fielding Record

POS	PCT.	G	GS	PO	A	E	TC	DP
1B	.995	27	22	176	8	1	185	17

Career Single-Game Highs

HITS: 3, 9/27/22 vs. BAL; **DOUBLES:** 1, 9/29/22 vs. BAL; **HOME RUNS:** 1, 5x, last 9/27/22 vs. BAL; **RBI:** 3, 9/24/22 at NYY; **RUNS SCORED:** 3, 9/27/22 vs. BAL; **WALKS:** 3, 9/24/22 at NYY; **STRIKEOUTS:** 3, 9/6/22 at TB; **STOLEN BASES:** 1, 9/13/22 vs. NYY; **HITTING STREAK:** 4, 9/26-29/22; **EJECTIONS (0)**

Home Run Notes

MULTI-HOME RUN GAMES (0); 2-HOME RUN GAMES (0); LEADOFF (0); GRAND SLAMS (0); PINCH-HIT (0); EXTRA-INNING (0); GAME-ENDING (0); INSIDE-THE-PARK (0)

Major League Firsts

GAME: 9/4/22 vs. TEX (started at 1B); **HIT:** 9/4/22 vs. TEX off John King (single, 5th inning); **HOME RUN:** 9/6/22 at TB off JT Chargois (2-run, 2nd inning); **GAME-ENDING RBI:** N/A

20 YU CHANG INF



Bats: Right • **Throws:** Right • **Height:** 6-1 • **Weight:** 180

Opening Day Age: 27 • **MLB Service:** 3 years, 7 days

Born: 8/18/1995 in Taitung, Taiwan

Acquired: Signed as a free agent on 2/16/2023

Contract Status: Signed through 2023

Career Highlights

- Is in his 10th professional season, his 1st full season with the Red Sox.
- Originally signed by CLE as a non-drafted free agent on 6/3/13.
- Has appeared in 196 MLB games with the Guardians (2019-22), Pirates (2022), Rays (2022), and Red Sox (2022).
- Has made 3 Opening Day rosters, all with CLE (2020-22)...Was the club's Opening Day starter at 1B in 2021 and at 2B in 2022.
- Has made 47 starts at 1B, 37 at 3B, 33 at 2B, and 17 at SS in his MLB career...Has also made 2 pitching appearances.
- Was on the Chinese Taipei roster for the 2023 World Baseball Classic...Named Pool A MVP and selected to the All-Tournament Team (see box on right).
- Named a mid-season All-Star in 2016 (Carolina League), 2017 (Eastern League), and 2018 (International League), as well as a post-season All-Star in 2014 (Arizona League) and 2016 (Carolina League).
- Tabbed a 2014 *Baseball America* Rookie-level All-Star.
- Named Carolina League Player of the Week on 6/5/16.
- In the 2018 Arizona Fall League, played in the Fall Stars Game and was named to the All-Prospects Team.

2022 Highlights

- Played in 69 MLB games with the Guardians, Pirates, Rays, and Red Sox...Marked his PIT, TB, and BOS debuts.
- Went 0-for-19 in his first 7 games (through 6/4) and 0-for-10 in his final 7...In the 55 games between those stretches, hit .252 (35-for-139) with 4 HR and a .715 OPS.
- Made 28 starts at 2B, 11 at SS, 6 at 1B, and 2 at 3B.
- Made 2 relief appearances for TB, the 1st pitching appearances of his career (8/6 at DET and 8/12 vs. BAL).
- Played in 11 games for the Red Sox after being claimed off waivers on 9/12.
- Also played 8 minor league games between Triple-A Columbus and Double-A Akron in the CLE system on a rehab stint.

2022 Timeline

- Played in each of CLE's first 3 games, starting at 2B on Opening Day (4/7 at KC).
- Placed on the injured list on 4/15...Played in 2 rehab games with Double-A Akron and 6 with Triple-A Columbus from 4/29-5/12.
- Reinstated from the IL on 5/13 and appeared in only 1 more game with CLE (5/20 vs. DET).

MOST MLB GAMES PLAYED BY PLAYERS BORN IN TAIWAN

Player	Games	Seasons
Wei-Yin Chen	219	2012-19
Hung-Chih Kuo	218	2005-11
Yu Chang	196	2019-22
Chien-Ming Wang	174	2005-16
Chin-lung Hu	118	2007-11

TAIWANESE PLAYERS TO PLAY FOR THE RED SOX

Player	Games	Seasons
Tzu-Wei Lin	101	2017-20
Yu Chang	11	2022
Che-Hsuan Lin	9	2012

WORLD RENOWNED

Yu was named the Pool A MVP at the 2023 World Baseball Classic and was selected to the All-Tournament Team after hitting .438 (7-for-16, 2 HR, 2 2B, 2 BB) with 8 RBI, 5 runs scored, and a 1.438 OPS in 4 games for Chinese Taipei. In an 11-7 win over Italy on 3/10, he tied the game at 7-7 with a 2-run HR in the 6th inning. The next day, in a 9-5 win over Netherlands, he broke a 1-1 tie with a 2nd-inning grand slam.

- Designated for assignment on 5/26 and traded to PIT on 5/29, in exchange for cash considerations.
- Designated for assignment on 6/30 and claimed off waivers by the Rays on 7/5.
- In his first 16 games with the Rays (7/9-8/10), hit .333 with an .886 OPS (15-for-45, 2 HR).
- His final 2 games with the Rays were 9/5-6 vs. BOS, when he was a combined 3-for-5 with a HR and a double.
- Designated for assignment on 9/9 and claimed off waivers by the Red Sox on 9/12...Spent the remainder of the season with BOS.
- Recorded a .533 OBP in his first 4 games with the Sox (3-for-10, 4 BB, 2 2B) before finishing the season 0-for-10.
- Became a free agent on 11/18 when he was not tendered a 2023 contract by the Red Sox.

Personal

- Full name is Yu-Cheng Chang.
- He and his wife, Ling, have a son, Winston.
- Is of Taiwanese aboriginal descent...Is a member of the Amis tribe, which is 1 of 16 officially recognized Taiwanese aboriginal groups.

- Won a Gold Medal with Chinese Taipei at the 29th Asian Baseball Championship in 2019.
- Attended Taichung Gao-Nong High School.
- Is 1 of 5 brothers...His 2 oldest brothers have both played in the Chinese Professional Baseball League.

Yu Chang's Career Record

YEAR	CLUB	AVG	G	AB	R	H	2B	3B	HR	RBI	SH	SF	HB	BB	SO	SB	CS	OBP	SLG	OPS
2014	AZL Cleveland	.346	42	159	39	55	9	4	6	25	0	1	3	18	28	6	1	.420	.566	.986
2015	Lake County	.232	105	393	52	91	16	4	9	52	7	4	9	27	103	5	6	.293	.361	.654
2016	Lynchburg	.259	108	417	78	108	30	8	13	70	4	7	4	45	110	11	3	.332	.463	.795
2017	Akron	.220	126	440	72	97	24	5	24	66	2	5	9	52	134	11	4	.312	.461	.773
2018	Columbus	.256	127	457	56	117	28	2	13	62	3	5	9	44	144	4	3	.330	.411	.741
2019	Columbus	.253	68	253	45	64	15	1	9	39	0	3	1	26	67	4	1	.322	.427	.749
	CLEVELAND	.178	28	73	8	13	2	1	1	6	0	0	0	11	22	0	0	.286	.274	.560
2020	CLEVELAND	.182	10	11	1	2	0	0	0	1	0	0	0	2	4	0	0	.308	.182	.490
2021	Columbus	.322	15	59	9	19	5	0	4	13	0	0	2	5	19	1	2	.394	.610	1.004
	CLEVELAND	.228	89	237	32	54	14	3	9	39	0	1	2	11	69	1	0	.267	.426	.693
2022	Akron	.200	2	5	0	1	0	0	0	0	0	0	0	0	2	0	0	.200	.200	.400
	Columbus	.167	6	18	1	3	1	0	0	4	0	1	0	5	5	0	0	.333	.222	.555
	CLEVELAND	.000	4	10	0	0	0	0	0	0	0	0	0	0	7	0	0	.000	.000	.000
	PITTSBURGH	.167	18	42	5	7	1	0	1	2	0	0	3	4	18	0	1	.286	.262	.548
	TAMPA BAY	.260	36	96	11	25	3	0	3	12	0	2	0	7	27	0	0	.305	.385	.690
	BOSTON	.150	11	20	3	3	2	0	0	1	0	0	1	5	7	0	0	.346	.250	.596
	Major League Totals	.213	196	489	60	104	22	4	14	61	0	3	6	40	154	1	1	.279	.360	.639
	Minor League Totals	.252	599	2201	352	555	128	24	78	331	16	26	37	222	612	42	20	.327	.438	.765
	Red Sox Totals	.150	11	20	3	3	2	0	0	1	0	0	1	5	7	0	0	.346	.250	.596

2013: Signed by the Cleveland Indians as a non-drafted free agent, 6/3 (signed by Jason Lynn and Allen Lin); **2022:** On injured list from 4/15-5/12; Acquired by the Pittsburgh Pirates in exchange for cash considerations, 5/29; Claimed off waivers by the Tampa Bay Rays, 7/5; Claimed off waivers by the Boston Red Sox, 9/12; **2023:** Signed by the Boston Red Sox as a free agent, 2/16

World Baseball Classic Record

YEAR	CLUB	AVG	G	AB	R	H	2B	3B	HR	RBI	SH	SF	HB	BB	SO	SB	CS	OBP	SLG	OPS
2023	Chinese Taipei	.438	4	16	5	7	2	0	2	8	0	0	0	2	2	0	0	.500	.938	1.438

Career Fielding Record

POS	PCT.	G	GS	PO	A	E	TC	DP
1B	.992	58	47	346	26	3	375	33
2B	.975	53	33	61	95	4	160	15
3B	.989	56	37	21	65	1	87	11
SS	1.000	35	17	28	51	0	79	9
P	.000	2	0	0	0	0	0	0

Career Single-Game Highs

HITS: 3, 9/19/19 vs. NYY; **DOUBLES:** 2, 7/15/22 vs. BAL; **HOME RUNS:** 1, 14x, last 9/6/22 vs. BOS; **RBI:** 4, 6/17/21 vs. BAL; **RUNS SCORED:** 2, 7x, last 9/18/21 at NYY; **WALKS:** 2, 3x, last 9/18/22 vs. KC; **STRIKEOUTS:** 4, 7/17/22 vs. BAL; **STOLEN BASES:** 1, 5/27/21 at DET; **HITTING STREAK:** 7, 2x, last 7/26-8/10/22; **EJECTIONS** (0)

Home Run Notes

MULTI-HOME RUN GAMES (0); **2-HOME RUN GAMES** (0); **LEADOFF** (0); **GRAND SLAMS** (0); **PINCH-HIT** (1): 9/1/21 at KC off Jake Brentz (solo, 7th inning); **EXTRA-INNING** (0); **GAME-ENDING** (0); **INSIDE-THE-PARK** (0)

Major League Firsts

GAME: 6/28/19 at BAL (started at 3B); **HIT:** 8/25/19 vs. KC off Eric Skoglund (single, 4th inning); **HOME RUN:** 9/9/19 at LAA off Justin Anderson (3-run, 6th inning); **GAME-ENDING RBI:** N/A

50 KUTTER CRAWFORD

RHP

Bats: Right • **Throws:** Right • **Height:** 6-1 • **Weight:** 195

Opening Day Age: 26 • **MLB Service:** 136 days

Born: 4/1/1996 in Stuart, FL

Acquired: Selected in the 16th round of the 2017 June Draft

Contract Status: Signed through 2023



Career Highlights

- Is in his 7th professional season, all in the Red Sox organization.
- Was the 491st overall selection in the 2017 MLB First-Year Player Draft (BOS, 16th round).
- Made his ML debut in 2021 (1 start), then made the Sox' 2022 Opening Day roster.
- Attended his 1st ML Spring Training Camp in 2022 after being added to the 40-man roster on 11/19/21.
- 83 of his 95 professional outings have been starts, including 13 of his 22 with BOS.
- Added to the ML roster on 9/5/21 and made his ML debut that day vs. CLE as a starter (L, 2.0 IP, 5 R).
- Ranked by *Baseball America* as one of the Red Sox' top prospects entering 2019 (No. 22) and 2022 (No. 15).
- Underwent Tommy John surgery after the 2019 season.
- Was named a mid-season All-Star in 2018 with Single-A Greenville (South Atlantic League) and 2019 with High-A Salem (Carolina League).
- In 2018, led Sox minor leaguers in strikeouts (157).
- Has recorded 10+ SO in a game twice during his MiLB career: 5/8/19 with High-A Salem vs. Wilmington (11) and 7/10/21 with Double-A Portland vs. Hartford (10).
- Pitched for Estrellas of the Dominican Winter League following the 2021 season (5 GS, 0.42 ERA, 21.1 IP, 1 ER).

2022 Highlights

- Spent the majority of the season with BOS, going 3-6 with a 5.47 ERA (47 ER/77.1 IP) in 21 outings (12 starts) over 3 stints for the Red Sox.
- Led Sox rookies in innings pitched (77.1).
- Became the 4th rookie pitcher since 2016 to make 12+ starts for BOS, joining Brian Johnson (13 in 2018), Tanner Houck (13 in 2021), and Josh Winckowski (14 in 2022).
- Also made 6 appearances (4 starts) for Triple-A Worcester, going 1-0 with a 5.18 ERA (14 ER/24.1 IP).
- Made his 1st Opening Day roster after attending his 1st ML Spring Training...Was the only Red Sox player to make his 1st Opening Day roster in 2022.
- Earned his 1st career win on 4/10 at NYY after tossing 2.0 scoreless innings in relief (4 H).
- Retired 9 of 10 batters faced in 3.0 scoreless innings on 4/23 at TB (5 SO, 1 H).
- Optioned to Worcester on 5/14...Made 4 appearances for the WooSox from 5/19-6/5 (3 GS, 13.1 IP, 11 R).
- Recalled on 6/12 and threw 5.0 scoreless innings in his start that afternoon at SEA (H, 4 BB, 7 SO).

CRAWFORD WINS LOU GORMAN AWARD FOR PERSEVERANCE

After undergoing Tommy John surgery in 2019, Kutter worked his way back to the mound and made his MLB debut in 2021. He earned the Red Sox' **Lou Gorman Award**, given annually to a Red Sox minor league player who has demonstrated dedication and perseverance in overcoming obstacles while working his way to the Major League team.

MID-SEASON STRETCH

Kutter faced a 2022 Postseason team in 6 consecutive appearances (5 starts) from 7/4-8/2. During that stretch, he was 2-1 with a 2.38 ERA (9 ER/34.0 IP) and a 0.94 WHIP (27 H, 5 BB):

Game	Stats
7/4 vs. TB*	5.1 IP, 2 H, 0 R
7/9 vs. NYY	5.0 IP, 4 H, 1 R
7/14 at TB	6.0 IP, 6 H, 3 R
7/23 vs. TOR	6.0 IP, 5 H, 3 R
7/28 vs. CLE	5.2 IP, 3 H, 1 R
8/2 at HOU	6.0 IP, 7 H, 1 R

*Relief appearance

- Optioned to Worcester on 6/19 but did not pitch prior to his recall on 7/4...Spent the remainder of the season in the majors.
- Following his recall on 7/4, recorded a career-high 8 SO over 5.1 scoreless innings in relief that day vs. TB...Was just the 2nd Red Sox since 1975 with 8+ SO in 5.0+ innings of relief, joining Casey Fossum (7/24/02 vs. TB).
- Threw 5.0+ innings and allowed 3 ER or fewer in each of his 5 July appearances (4 starts, 2.57 ERA, 0.86 WHIP, 28.0 IP, 20 H, 8 R, 4 BB, HB).
- On 7/28 vs. CLE, retired 10 of his first 11 batters faced.
- On 8/2, limited HOU to 1 run over 6.0 IP to earn the win...Allowed a run in the 1st inning before tossing 5.0 scoreless frames.
- On 8/13, held NYY scoreless through the first 4.0 IP before allowing a 2-run HR in the 5th inning...Did not allow a hit to his first 12 batters faced.
- Was placed on the 15-Day Injured List on 9/4 (retro to 9/1) with a right shoulder impingement and missed the Sox' final 31 games of the season.

Personal

- Full name is Kutter Martin Crawford.
- Played baseball at Indian River State College (2015-16) and Florida Gulf Coast University (2017).
- Selected to the All-Atlantic Sun Conference First Team in 2017...Ranked 8th in the NCAA with a 1.71 ERA, the 2nd-lowest in FGCU single-season history.
- His 99 SO in 2017 were the most by any FGCU pitcher since Chris Sale (104 in 2009, 146 in 2010).
- Held opponents to a team-best .194 AVG in 2017, the 3rd-best mark in FGCU single-season history at the time.
- Graduated from Okeechobee (FL) High School.
- His older brother, Jonathon, was selected by DET in the 1st round of the 2013 June Draft (No. 20 overall).

FLORIDA GULF COAST UNIVERSITY ALUMNI IN THE MAJORS

Player	Pos.	Seasons
Casey Coleman	RHP	2010-14
Chris Sale	LHP	2010-22
Jacob Barnes	RHP	2016-22
Richard Bleier	LHP	2016-22
Jake Noll	INF	2019-20
Devin Smeltzer	LHP	2019-22
Kutter Crawford	RHP	2021-22

RETURNING TO CAMPUS

Kutter returned to the Florida Gulf Coast University campus with Chris Sale to participate in the program's first-ever alumni game on 1/15/22. Crawford told NBC2 in Southwest Florida, "I wouldn't be where I was without FGCU."

Along with teammates, Kutter threw bullpen and live batting practice sessions to members of the FGCU baseball team in February 2022 as Major League players were not allowed to train at team facilities.

Hosted Florida Gulf Coast University donors at Fenway Park on 8/27/22.

Kutter
Crawford

Kutter Crawford's Career Record

YEAR	CLUB	W-L	ERA	G-GS	CG-SHO	SV	IP	H	R	ER	HR	HB	BB	SO	SO/9	WHIP	AVG
2017	Lowell	0-0	0.00	1-1	0-0	0	1.0	1	0	0	0	0	1	2	18.00	2.00	.250
2018	Greenville	5-4	2.96	21-21	0-0	0	112.1	104	45	37	6	7	34	120	9.61	1.23	.243
	Salem	2-3	4.31	6-6	0-0	0	31.1	28	15	15	0	2	14	37	10.63	1.34	.239
2019	Salem	4-5	3.39	14-14	1-0	0	69.0	68	29	26	5	5	30	77	10.04	1.42	.262
	Portland	1-3	4.19	5-5	0-0	0	19.1	19	10	9	2	0	15	23	10.71	1.76	.271
2020							Did Not Play										
2021	Portland	3-2	3.30	10-10	1-0	0	46.1	33	17	17	7	0	5	64	12.43	0.82	.200
	Worcester	3-4	5.21	10-9	0-0	0	48.1	49	29	28	5	3	15	67	12.48	1.32	.259
	BOSTON	0-1	22.50	1-1	0-0	0	2.0	5	5	5	1	0	2	2	9.00	3.50	.556
2022	BOSTON	3-6	5.47	21-12	0-0	0	77.1	81	49	47	12	2	29	77	9.00	1.42	.269
	Worcester	1-0	5.18	6-4	0-0	0	24.1	29	16	14	5	1	6	23	8.60	1.44	.282
Major League Totals		3-7	5.90	22-13	0-0	0	79.1	86	54	52	13	2	31	79	9.00	1.47	.277
Minor League Totals		19-21	3.73	73-70	2-0	0	352.0	331	161	146	30	18	120	413	10.60	1.28	.248

2017: Signed as a 16th-round selection in the June Draft (signed by Willie Romay); **2022:** On injured list with right shoulder impingement, 9/1 through end of season

Career Single-Game Highs

INNINGS: 6.0, 4x, last 8/13/22 vs. NYY; **STRIKEOUTS:** 8, 7/4/22 vs. TB; **HITS:** 11, 8/19/22 at BAL; **RUNS:** 9, 8/19/22 at BAL; **WALKS:** 5, 4/18/22 vs. MIN; **HOME RUNS:** 3, 8/19/22 at BAL; **SCORELESS INNINGS STREAK:** 7.0, 5/13-6/12/22; **EJECTIONS (0)**

Major League Firsts

APPEARANCE: 9/5/21 vs. CLE (2.0 IP, start); **STRIKEOUT:** 9/5/21 vs. CLE (Bradley Zimmer, swinging); **WIN:** 4/10/22 at NYY (2.0 IP); **SAVE:** N/A

82 NARCISO CROOK OF

Bats: Right • **Throws:** Right • **Height:** 6-2 • **Weight:** 229

Opening Day Age: 27 • **MLB Service:** 4 days

Born: 7/12/1995 in Nagua, DR

Acquired: Signed as a minor league free agent on 11/18/2022

Contract Status: Signed through 2023



Non-Roster Invitee

Career Highlights

- Is in his 10th professional season, his 1st in the Red Sox organization.
- Originally signed by the Reds as a 23rd-round selection in the 2013 First-Year Player Draft (No. 705 overall).
- Has played in 4 MLB games, all with the Cubs in 2022.
- In his minor league career, has made 107 starts in RF, 72 in CF, and 39 in LF.
- Led Reds minor leaguers with 8 triples in 2019... That season, was named Reds Minor League Player of the Month for July and International League Player of the Week for 7/14-20.
- After the 2018 season, was 1 of 10 Reds minor leaguers to attend a leadership training program at West Point.
- Has played for Licey in the Dominican Winter League following each of the last 4 seasons (2019-22).

2022 Highlights

- Spent the entire season with Triple-A Iowa... Led the club in RBI (67) and runs (tied, 61) and ranked 2nd in games (101), total bases (178), HR (19), and steals (13).
- Ranked 7th among Cubs minor leaguers in HR and 8th in RBI.
- Recorded an OPS above .800 against both RHP (.801, 12 HR) and LHP (.936, 7 HR).
- With runners on base, hit .312 with a .906 OPS (58-for-186, 12 2B, 2 3B, 8 HR).
- In his first 23 games (through 5/21), hit .154 with a .584 OPS (10-for-65, 2 HR).
- In his next 64 games from 5/26-8/28, hit .302 with a .367 OBP, .575 SLG, and .942 OPS (76-for-252, 16 HR).
- Recorded a 17-game on-base streak from 6/10-7/4 and an 11-game hitting streak from 7/16-31.
- Selected to the ML roster on 6/30 and made his big league debut that day vs. CIN, entering the game as a pinch-hitter and going 2-for-3 with a double, an RBI, and a run scored.

ACTS OF KINDNESS

The following is from a story in the *Des Moines Register* in May 2022:

During spring training, Crook started doing something unique. When he stopped to sign autographs for kids, he'd make them a deal. Crook would sign for them but he wanted them to agree to do one nice thing for someone else in the next two weeks. Anything. It just has to be something.

"Make a good deed," Crook said. "Change somebody's life. Do something positive in your community. And that's it." ... "The people that I get to touch and the changes that I get to make to the community, that's huge for me."

- Played in each of the Cubs' 3 games against the Red Sox from 7/1-3, going 0-for-5 with an RBI.
- Optioned on 7/3 and spent the remainder of the season with Iowa.
- Outrighted off the ML roster on 11/10 and signed with the Red Sox as a minor league free agent on 11/18.
- Played in 5 games for Licey in the Dominican Winter League (1-for-7, BB, RBI).

Personal

- First name is pronounced "nar-SEE-so."
- Attended Trenton (NJ) Central High School.
- Played at Gloucester County College (now Rowan College of South Jersey), where in one game he went 5-for-6 with 4 HR and 7 RBI.
- His step-father is former NFL wide receiver Alvis Darby.
- Is a cousin to former MLB catcher Angel Peña.
- Participated in the 2020 Reds Caravan.

Narciso Crook's Career Record

YEAR	CLUB	AVG	G	AB	R	H	2B	3B	HR	RBI	SH	SF	HB	BB	SO	SB	CS	OBP	SLG	OPS
2014	AZL Reds	.255	42	149	27	38	9	2	4	20	0	3	1	13	45	12	1	.313	.423	.736
2015	Dayton	.236	105	381	42	90	19	5	9	47	2	1	3	15	103	13	3	.270	.383	.653
2016	Dayton	.244	23	82	12	20	4	0	3	7	0	0	2	6	23	2	1	.311	.402	.713
2017	Daytona	.213	36	136	8	29	6	1	4	17	0	1	2	10	41	3	2	.275	.360	.635
2018	Dayton	.263	25	80	11	21	10	1	3	19	0	2	1	9	27	3	0	.337	.525	.862
	Daytona	.208	15	48	5	10	2	1	1	3	0	0	3	3	11	1	1	.296	.354	.650
	Pensacola	.286	63	161	18	46	5	2	2	22	1	3	3	18	41	4	4	.362	.379	.741
2019	Chattanooga	.296	24	71	11	21	6	2	0	6	0	0	0	5	18	1	1	.342	.437	.779
	Louisville	.273	84	275	38	75	16	6	10	35	0	0	4	19	84	9	2	.329	.484	.813
2021	Chattanooga	.241	14	54	7	13	3	0	3	13	0	0	2	5	19	1	0	.328	.463	.791
	Louisville	.245	86	241	35	59	16	0	11	41	0	1	8	36	77	7	3	.360	.448	.808
2022	Iowa	.260	101	362	61	94	21	3	19	67	0	0	11	36	124	13	6	.345	.492	.837
	CHICAGO-NL	.250	4	8	1	2	1	0	0	2	0	1	0	0	3	0	0	.222	.375	.597
Major League Totals		.253	618	2040	275	516	117	23	69	297	3	11	40	175	613	69	24	.323	.434	.757
Minor League Totals																				

2013: Signed by the Cincinnati Reds as a 23rd-round selection in the June Draft (signed by Lee Seras); **2021:** Signed by the Chicago Cubs as a minor league free agent, 11/28; **2022:** Signed by the Boston Red Sox as a minor league free agent, 11/18

Career Fielding Record

POS	PCT.	G	GS	PO	A	E	TC	DP
OF	1.000	3	2	4	0	0	4	0

Career Single-Game Highs

HITS: 2, 6/30/22 vs. CIN; **DOUBLES:** 1, 6/30/22 vs. CIN; **HOME RUNS:** N/A; **RBI:** 1, 2x, last 7/2/22 vs. BOS; **RUNS SCORED:** 1, 6/30/22 vs. CIN; **WALKS:** N/A; **STRIKEOUTS:** 2, 7/2/22 vs. BOS; **STOLEN BASES:** None; **HITTING STREAK:** None; **EJECTIONS:** N/A

Home Run Notes

MULTI-HOME RUN GAMES (0); 2-HOME RUN GAMES (0); LEADOFF (0); GRAND SLAMS (0); PINCH-HIT (0); EXTRA-INNING (0); GAME-ENDING (0); INSIDE-THE-PARK (0)

Major League Firsts

GAME: 6/30/22 vs. CIN (entered in 5th inning as pinch-hitter); **HIT:** 6/30/22 vs. CIN off Ross Detwiler (double, 7th inning); **HOME RUN:** N/A; **GAME-ENDING RBI:** N/A

29 BOBBY DALBEC

INF



Bats: Right • **Throws:** Right • **Height:** 6-4 • **Weight:** 225

Opening Day Age: 27 • **MLB Service:** 2 years, 81 days

Born: 6/29/1995 in Seattle, WA

Acquired: Selected in the 4th round of the 2016 June Draft

Contract Status: Signed through 2023

Career Highlights

- Is in his 8th professional season, all with BOS.
- Made his ML debut in 2020...Made the Sox' 2021 and 2022 Opening Day rosters, serving as the club's primary 1st baseman in both seasons.
- 45% of his hits have gone for extra bases (85 of 189).
- Reached 30 career HR in fewer plate appearances than any player in Red Sox history (503) (source: Elias).
- Holds the Red Sox record for most HR in a player's first 10 ML games (6)...The only other player to homer in as many as 6 of their first 10 games is SEA's Kyle Lewis (2019).
- Homered in 5 consecutive games in September 2020, setting a Red Sox rookie record, tying the ML rookie record (10th time), and matching the Sox' club record (6th time).
- Played no position other than 3B in his first 2 pro seasons (2016-17), but played primarily 1B from 2020-22...Also was a standout pitcher at the University of Arizona.

Additional Career Highlights

- Named Red Sox Rookie of the Year by the Boston Baseball Writers in 2021...Made his 1st career Opening Day roster and spent the entire season in the majors.
- Led AL rookies during 2021 in SLG (.494) and ranked among the top 5 in HR (3rd, 25), RBI (3rd, 78), OPS (4th, .792), hits (5th, 100), doubles (5th, 21), triples (T-2nd, 5), XBH (4th, 51), and total bases (4th, 206).
- Made 111 starts at 1B and 4 at 3B in 2021 (also 2 games at SS)...Became the first Sox rookie to play at least 100 games at 1B in a season since 1990 (Carlos Quintana).
- 51 of his 100 hits in 2021 went for extra bases (51%), MLB's 9th-highest percentage (min. 100 hits).
- From 7/31/21 through the end of 2021, tied for the team lead in RBI (40) and ranked 2nd in HR (15).
- Named AL Rookie of the Month for August 2021 after batting .339 with a 1.205 OPS, 7 HR, and 21 RBI over 24 games...Among AL players with at least 50 PA during the month, ranked 1st in OPS and 2nd in AVG, OBP (.431), and SLG (.774).
- On 9/7/21 vs. TB, hit a pair of 2-run HR after entering the game at 3B in the 8th inning, his 3rd career-multi-HR game...Became the 3rd Red Sox player to hit 2 HR in a game they did not start, joining Mike Lowell (8/11/08 vs. DET) and Joe Foy (6/9/67 vs. WSH).
- His HR on 6/5/21 at NYY was measured at 115.6 MPH and with a 453-foot projected distance...It is the hardest-hit ball by a Red Sox player at Yankee Stadium in the Statcast era (2015-present), and the 2nd-furthest HR among that group (Hunter Renfroe, 456 feet, 8/18/21).

FEWEST PLATE APPEARANCES TO REACH 30 CAREER HOME RUNS, RED SOX HISTORY

Rk.	Player	PA
1.	Bobby Dalbec (2020-21)	503
2.	Tony Conigliaro (1964-65)	532

Source: Elias Sports Bureau

FEWEST GAMES TO REACH 45 CAREER HOME RUNS, RED SOX HISTORY

Rk.	Player	G
1.	Tony Conigliaro	206
2.	Ted Williams	234
3.	Nomar Garciaparra	235
4.	Walt Dropo	242
5.	Carlton Fisk	249
6.	Butch Hobson	255
7.	Rafael Devers	261
8.	Bobby Dalbec	272

(Dalbec enters 2023 with 45 career HR.)

- Had 11 RBI in 3 games from 8/11-14/21 (3+ in each)... Since 2000, the only other Red Sox to record 3+ RBI in 3 consecutive games are Manny Ramirez (2006) and David Ortiz (2009).
- Recorded a career-high 7 RBI on 8/26/21 vs. MIN (3-run HR in 2nd, 2-run single in 6th, 2-run HR in 7th)...Became the 6th Major Leaguer ever with 2+ HR and 7+ RBI in a game as the No. 9 hitter, the first since Jackie Bradley Jr. for BOS on 8/15/15 vs. SEA...His 7 RBI tied Bradley for the most ever by a Sox player as the No. 9 hitter.
- Appeared in 8 Postseason games in 2021, making 2 starts at 1B (Wild Card Game vs. NYY, ALDS Game 1 at TB).
- Made his ML debut on 8/30/20 vs. WSH...Started at 1B and went 2-for-4 with a 2-run HR down the RF line...Became the 9th Red Sox player to homer in a ML debut, the 1st since Daniel Nava in 2010.
- Homered in both games of a doubleheader on 9/8/20 at PHI...Prior to Dalbec, the last Sox rookie to homer in both games of a doubleheader was Reggie Smith (8/20/67 vs. CAL), and the last Sox rookie to do so *on the road* was Ted Williams (9/10/39 at PHI) (source: Elias).
- Played for Team USA in the 2019 Premier12 Tournament in Mexico and Japan...Named to the All-Tournament team as the 1B after hitting 2 HR, including a grand slam in the opening game against Netherlands.

RED SOX TO HOMER IN A CLUB-RECORD 5 CONSECUTIVE GAMES

Player	Year (Dates)
Bobby Dalbec	2020 (9/5-10)
Jose Canseco	1995 (8/21-25)
George Scott	1977 (6/14-19)
Dick Stuart	1963 (6/11-16)
Ted Williams	1957 (7/12-16)
Jimmie Foxx	1940 (8/13-17)

ROOKIES TO HOMER IN 5 CONSECUTIVE GAMES

Player (Team)	Year
Bobby Dalbec (BOS)	2020
Ronald Acuña Jr. (ATL)	2018
Matt Olson (OAK)	2017
Rhys Hoskins (PHI)	2017
Joc Pederson (LAD)	2015
Caleb Joseph (BAL)	2014
Marty Cordova (MIN)	1995
Ron Kittle (CWS)	1983
George Alusik (KC)	1962
Rudy York (DET)	1937

**All streaks of exactly 5 games*

Minor League Career Highlights

🔴 Ranked by *Baseball America* as one of baseball's top 100 prospects entering 2020 (No. 75) and 2021 (No. 90)... Also ranked as one of the Sox' top 3 prospects entering 2019 (No. 1), 2020 (No. 2), and 2021 (No. 3).

🔴 Began 2021 ranked by *Baseball America* as the best power hitter in the Red Sox' system, as well as having the best infield arm among Sox prospects.

🔴 Led Red Sox minor leaguers in HR in both 2018 (32) and 2019 (27)...In those 2 years, ranked 8th among minor leaguers in HR (59) and 4th in XBH (118).

🔴 Named a 2019 Eastern League mid- and post-season All-Star, a 2018 Carolina League post-season All-Star, and a 2018 Arizona Fall League Rising Star...Tabbed a *Baseball America* All-Star in 2018 (High A) and 2016 (Short-Season).

🔴 Is the only player to earn both Red Sox Minor League Offensive Player of the Year and Defensive Player of the Year awards in the same season (2018).

🔴 Named 2018 Carolina League MVP, the only player in Salem's Red Sox era (2009-present) to earn the honor...Led the league with 26 HR, 85 RBI, 55 XBH, and a .945 OPS... His XBH and OPS figures are Red Sox-era club records.

🔴 Has earned 5 Player of the Week honors, including 2 in the New York-Penn League in 2016 (8/15-21 & 8/22-28), 2 in the Carolina League in 2018 (7/2-8 & 7/9-15), and 1 in the Eastern League in 2019 (5/6-12).

🔴 Hit 3 HR on 5/11/19 at Trenton, the only 3-HR game in Portland team history as a Red Sox affiliate (since 2003).

🔴 In 2018, named Red Sox Minor League Defensive Player of the Month for May and Hitter of the Month for July.

🔴 Won the 2017 South Atlantic League championship with Single-A Greenville...In Game 1 of the Championship Series, gave the Drive a lead with an 8th-inning single and then again with a game-winning RBI double in the 13th.

RED SOX WITH 30+ HR AND 90+ RBI THROUGH 150 CAREER GAMES

Player	HR	RBI
Walt Dropo	34	145
Ted Williams	31	144
Bobby Dalbec	31	92

FEWEST GAMES TO REACH 30 CAREER HOME RUNS, RED SOX HISTORY

Rk.	Player	G
1.	Walt Dropo (1949-50)	121
2.	Tony Conigliaro (1964-65)	131
3.	Bobby Dalbec (2020-21)	143
4.	Ted Williams (1939)	144

MOST HOME RUNS IN FIRST 10 MLB GAMES

Rk.	Player	HR
T1.	Trevor Story (COL)	7
T1.	Aristides Aquino (CIN)	7
T3.	Bobby Dalbec (BOS)	6
T3.	Kyle Lewis (SEA)	6
T3.	Dino Restelli (PIT)	6

MOST HR IN A SEASON, RED SOX ROOKIES

Player	HR (Season)
Walt Dropo	34 (1950)
Ted Williams	31 (1939)
Nomar Garciaparra	30 (1997)
George Scott	27 (1966)
Norm Zaichin	27 (1955)
Bobby Dalbec	25 (2021)

% OF BATTED BALLS THAT WERE BARRELLED IN 2021

Rk.	Player	%
1.	Shohei Ohtani (LAA)	22.3
2.	Fernando Tatis Jr. (SD)	21.3
3.	Bobby Dalbec (BOS)	20.2

Source: Statcast (min. 250 batted balls)

BRONX BOMB

Bobby's HR on 6/5/21 at NYY was measured at 115.6 MPH with a 453-foot projected distance.

HARDEST-HIT HOME RUNS BY VISITING PLAYERS AT YANKEE STADIUM (STATCAST ERA, 2015-PRESENT)

Rk.	Player (Club)	Date	MPH
1.	Shohei Ohtani (LAA)	6/28/21	117.2
2.	Mark Trumbo (BAL)	4/28/17	115.7
3.	Bobby Dalbec (BOS)	6/5/21	115.6
4.	Giancarlo Stanton (MIA)	6/18/15	115.3

Bobby Dalbec, Continued

2022 Highlights

- 🔥 Ranked 5th on BOS in HR (12) and games played (117).
- 🔥 Played in at least 100 games for the 2nd consecutive season (133 in 2021).
- 🔥 9 of his 12 HR tied the score or gave the Red Sox the lead, 6 of which came in the 6th inning or later (see table on right).
- 🔥 Primarily played 1B (89 G, 64 GS)...Also appeared at 3B (24 G, 14 GS), 2B (2 G, 0 GS), and SS (1 G, 1 GS).
- 🔥 Posted a career-best .997 fielding % at 1B (2 E/601 TC).

2022 Timeline

- 🔥 In 13 games during Spring Training, hit .333 (12-for-36) with a 1.052 OPS, 3 2B, 3 HR, and 9 RBI.
- 🔥 Made his 2nd Opening Day roster (also 2021) and his 1st Opening Day start (1B).
- 🔥 Hit a go-ahead solo HR in the 6th inning on 4/10 at NYY, giving the Sox their decisive lead in the 4-3 win, their first victory of 2022.
- 🔥 On 4/23 at TB, gave the Sox a 1-0 lead with an RBI triple in the 10th inning, the club's 1st hit in their 3-2 loss.
- 🔥 Recorded 6 RBI over his 10 games from 5/19-29...Hit an RBI single in the 5th inning on 5/21 vs. SEA, the 100th RBI of his career...Became the 23rd player to reach 100 career RBI in 193 games or fewer, all with BOS.
- 🔥 In 35 games from 5/26-7/9, batted .271 (26-for-96) with an .801 OPS, 13 R, 3 2B, 5 HR, and 14 RBI.
- 🔥 Gave the Red Sox a 4-3 lead with a go-ahead, pinch-hit, solo HR in the 6th inning during Game 1 of the Sox' doubleheader vs. BAL on 5/28...Was his 1st career pinch-hit HR and snapped a 32-game homerless streak.
- 🔥 Recorded at least 1 RBI in 5 consecutive games from 6/7-11, driving in 6 runs total during that span.
- 🔥 Homered in back-to-back games on 6/10-11 at SEA...Broke a 2-2 tie with a solo HR in the 7th inning of the Sox' 4-3 win on 6/10...Gave the Sox a 6-5 lead with a solo HR in the 9th inning on 6/11, a 7-6 loss.
- 🔥 Recorded season highs in HR (2) and RBI (5) on 7/27 vs. CLE...Hit a 2-run HR in the 2nd inning, sacrifice fly in the 4th, and 2-run HR in the 6th inning...Was his 4th career multi-HR game (3 in 2021).
- 🔥 Made his 1st career start at SS on 8/24 vs. TOR.
- 🔥 Optioned to Triple-A Worcester on 9/4 and played in 13 games for the WooSox.
- 🔥 Hit 2 HR in back-to-back games from 9/17-18 at Scranton/Wilkes-Barre, going 4-for-7 with 5 RBI.
- 🔥 Recalled by BOS on 9/22 and played in 6 more games for the Red Sox.
- 🔥 Went 2-for-4 with 3 RBI on 10/2 at TOR...Hit a 2-run single in the 2nd inning and a solo HR in the 7th.

BIG SHOT BOB

Of Bobby's 12 HR in 2022, 8 gave the Red Sox a lead and 1 tied the score:

Game	Inn.	Result
4/10 at NYY	6th	BOS leads, 4-3*
5/28 vs. BAL-G1	6th	BOS leads, 4-3*
5/29 vs. BAL	2nd	BOS leads, 2-0*
6/10 at SEA	7th	BOS leads, 3-2*
6/11 at SEA	9th	BOS leads, 6-5*
7/8 vs. NYY	4th	BOS trails, 9-4
7/15 at NYY	7th	BOS leads, 4-3*
7/23 vs. TOR	2nd	BOS leads, 1-0*
7/27 vs. CLE	2nd	BOS trails, 3-2
7/27 vs. CLE	6th	BOS leads, 6-5*
8/6 at KC	4th	Score tied, 3-3^
10/2 at TOR	7th	BOS trails, 5-3

*Go-ahead HR, ^Game-tying HR

Personal

- 🔥 Full name is Robert Vernon Dalbec.
- 🔥 Hit .282 with 24 HR and 123 RBI in 174 games during his 3 seasons at the University of Arizona...Also posted a 2.65 ERA (59 ER/200.1 IP) in 72 appearances (15 GS).
- 🔥 Helped Arizona reach the final game of the 2016 NCAA Tournament, allowing 2 ER in 20.2 IP in 3 games (2 GS).
- 🔥 Was selected to Team USA in 2015.
- 🔥 With Orleans in the Cape Cod League in 2015, hit a league-leading 12 HR in 27 games.
- 🔥 Graduated from Legend (CO) High School.
- 🔥 Was a year below Boston Celtics guard Derrick White at Legend High School...The two were teammates on basketball and baseball teams growing up...The two have donned each other's Boston jerseys entering and exiting games.

In the Community

- 🔥 Recorded voicemails for Sox auction winners in 2021.
- 🔥 As part of the Red Sox Rookie Development Program, visited patients at Boston Children's Hospital on 1/15/20.
- 🔥 In January 2019, as part of the More Than a Game outreach program, worked in Hawaii helping restore a baseball field for a local Boys and Girls Club...Helped build new bleachers, put roofs on dugouts, and hold a clinic for kids...Also participated in a home run derby.
- 🔥 On 1/26/19, won the "Dingers in the Desert" home run derby in Phoenix to benefit Project 34...The organization aims to ease stress that accompanies the financial burden placed on spinal cord injury patients and their families.

RED SOX FROM THE START

When Bobby lived in Bellevue, WA, as a child, his yard featured a large, green hedge that the family nicknamed the “Green Monster.” When he moved to California, the first team he played for was called the Red Sox.

On June 10, 2016, Bobby was the University of Arizona’s starting pitcher against Mississippi State University in a Super Regional game. He was selected by the Red Sox in the 4th round of the June Draft that day; when he returned to the mound for the 7th inning, “I’m Shipping up to Boston” by Dropkick Murphys was playing over the PA system. Bobby threw 8.2 scoreless innings in a 1-0 victory.

MUSIC MAN

Bobby plays guitar in his spare time and is an avid music fan. He has met famous musicians such as Bruno Mars and Rob Thomas, thanks to his dad, Tim, a music executive for Atlantic Records who has been credited on several popular albums.

When Bobby was playing baseball at Legend High School in Colorado, his dad helped orchestrate players’ walk-up songs. “It was really a selfish move,” Tim said on an episode of NESN’s *My Story*, “because Colorado spring baseball is freezing, and there was a space heater in that room, and you’re out of the wind, so it was kind of a win-win for me.”

Bobby Dalbec’s Career Record

YEAR	CLUB	AVG	G	AB	R	H	2B	3B	HR	RBI	SH	SF	HB	BB	SO	SB	CS	OBP	SLG	OPS
2016	Lowell	.386	34	132	25	51	13	2	7	33	0	1	1	9	33	2	2	.427	.674	1.101
2017	Greenville	.246	78	284	48	70	15	0	13	39	1	1	7	36	123	4	5	.345	.437	.781
	GCL Red Sox	.259	7	27	3	7	1	0	0	2	0	0	0	5	9	1	0	.375	.296	.671
2018	Salem	.256	100	344	59	88	27	2	26	85	0	7	8	60	130	3	1	.372	.573	.945
	Portland	.261	29	111	14	29	8	1	6	24	0	2	5	6	46	0	0	.323	.514	.836
2019	Portland	.234	105	359	57	84	15	2	20	57	0	1	11	68	110	6	4	.371	.454	.825
	Pawtucket	.257	30	113	12	29	4	0	7	16	0	2	3	5	29	0	2	.301	.478	.779
2020	BOSTON	.263	23	80	13	21	3	0	8	16	0	0	2	10	39	0	0	.359	.600	.959
2021	BOSTON	.240	133	417	50	100	21	5	25	78	0	1	7	28	156	2	0	.298	.494	.792
2022	BOSTON	.215	117	317	40	68	9	2	12	39	0	4	3	29	118	3	0	.283	.369	.652
	Worcester	.250	13	48	8	12	0	0	5	8	0	1	1	3	14	1	0	.302	.563	.865
Major League Totals		.232	273	814	103	189	33	7	45	133	0	5	12	67	313	5	0	.298	.456	.754
Minor League Totals		.261	396	1418	226	370	83	7	84	264	1	15	36	192	494	17	14	.360	.507	.867

2016: Signed by the Boston Red Sox as a 4th-round selection in the June Draft

Postseason Record

AVG	G	AB	R	H	2B	3B	HR	RBI	SH	SF	HB	BB	SO	SB	CS	OBP	SLG	OPS
.000	8	12	0	0	0	0	0	0	0	0	0	0	5	0	0	.000	.000	.000

Wild Card Record

YEAR	CLUB	AVG	G	AB	R	H	2B	3B	HR	RBI	SH	SF	HB	BB	SO	SB	CS	OBP	SLG	OPS
2021	BOS vs. NYY	.000	1	4	0	0	0	0	0	0	0	0	0	0	2	0	0	.000	.000	.000

Division Series Record

YEAR	CLUB	AVG	G	AB	R	H	2B	3B	HR	RBI	SH	SF	HB	BB	SO	SB	CS	OBP	SLG	OPS
2021	BOS vs. TB	.000	4	6	0	0	0	0	0	0	0	0	0	0	2	0	0	.000	.000	.000

League Championship Series Record

YEAR	CLUB	AVG	G	AB	R	H	2B	3B	HR	RBI	SH	SF	HB	BB	SO	SB	CS	OBP	SLG	OPS
2021	BOS vs. HOU	.000	3	2	0	0	0	0	0	0	0	0	0	0	1	0	0	.000	.000	.000

Career Fielding Record

POS	PCT.	G	GS	PO	A	E	TC	DP
1B	.990	233	195	1528	103	16	1647	151
2B	1.000	2	0	1	2	0	3	0
3B	.938	40	20	14	47	4	65	4
SS	1.000	3	1	2	6	0	8	1

Career Single-Game Highs

HITS: 3, 3x, last 8/26/21 vs. MIN; **DOUBLES:** 2, 3x, last 8/13/21 vs. BAL; **HOME RUNS:** 2, 4x, last 7/27/22 vs. CLE; **RBI:** 7, 8/26/21 vs. MIN; **RUNS SCORED:** 3, 8/26/21 vs. MIN; **WALKS:** 2, 4x, last 6/3/22 at OAK; **STRIKEOUTS:** 4, 6x, last 8/31/22 at MIN; **STOLEN BASES:** 1, 5x, last 8/25/22 vs. TOR; **HITTING STREAK:** 8, 9/5-15/20; **EJECTIONS (0)**

Home Run Notes

MULTI-HOME RUN GAMES (4); 2-HR GAMES (4): 8/14/21 vs. BAL, 8/26/21 vs. MIN, 9/7/21 vs. TB; 7/27/22 vs. CLE; **LEADOFF (0); GRAND SLAMS (0); PINCH-HIT (0); EXTRA-INNING (0); GAME-ENDING (0); INSIDE-THE-PARK (0)**

Major League Firsts

GAME: 8/30/20 vs. WSH (started at 1B); **HIT:** 8/30/20 vs. WSH off Javy Guerra (HR, 3rd inning); **HOME RUN:** 8/30/20 vs. WSH off Javy Guerra (2-run, 3rd inning); **GAME-ENDING RBI:** N/A

67 MATT DERMODY

LHP

Bats: Right • **Throws:** Left • **Height:** 6-5 • **Weight:** 211

Opening Day Age: 32 • **MLB Service:** 110 days

Born: 7/4/1990 in Des Moines, IA

Acquired: Signed as a minor league free agent on 1/25/2023

Contract Status: Signed through 2023



Non-Roster Invitee

Career Highlights

- Is in his 11th professional season, his 1st in the Red Sox organization.
- Originally signed by TOR as a 28th-round selection in the 2013 First-Year Player Draft (No. 835 overall).
- Has pitched in 30 MLB games (all in relief) for the Blue Jays (2016-17) and Cubs (2020, '22).
- Underwent Tommy John surgery in May 2018.
- After missing most of the 2018 and 2019 seasons on the injured list, pitched for Sugar Land in the independent Constellation Energy League (2020), Seibu in Japan's Nippon Professional Baseball (2021), and NC in the Korea Baseball Organization (2022).
- Pitched for Gigantes del Cibao in the Dominican Winter League following the 2020 season.
- In 2017, recorded a career-best 11.0-inning scoreless streak with TOR from 8/30-9/24...Also had a streak of facing 68 consecutive batters without issuing an unintentional walk (snapped on 9/30 at NYY).
- In 2016, pitched for Mesa in the Arizona Fall League and was named to the Fall Stars Team.

2022 Highlights

- Signed with CHC as a minor league free agent on 2/3.
- Pitched in 20 games (13 starts) for Triple-A Iowa.
- Named International League Pitcher of the Month for July after appearing in 5 games (3 starts) and going 3-0 with a 0.77 ERA, 0.94 WHIP, and .188 opponent AVG (23.1 IP, 2 R, 16 H, 26 SO, 6 BB).
- Threw 4.0+ innings and allowed 1 or 0 runs in each of his 5 July outings...On 7/9 at Indianapolis, struck out 10 batters and allowed 2 hits in 5.0 IP.
- Added to the Cubs' ML roster on 8/4 as the 27th man for a doubleheader at STL...Did not pitch in either game, then was returned to the Iowa roster that night.
- Released by the Cubs on 8/9.

18 UP, 18 DOWN

In June 2009, as a senior at Norwalk High School in his hometown of Norwalk, Iowa, Matt struck out all 18 batters he faced in the first game of a doubleheader against South Tama High School. The game was called after six innings with Norwalk leading, 10-0.

Dermody's effort was the first recorded instance of an Iowa pitcher striking out every batter he faced in an outing of at least 6.0 innings, with the state's record books dating back to 1929.

Dermody also homered in each game of the doubleheader.

Source: Associated Press

Personal

- Full name is Matthew Phillip Dermody.
- Selected in the First-Year Player Draft in 2009 (PIT), 2011 (COL), and 2012 (ARI), but did not sign until being drafted by the Blue Jays in 2013.
- Pitched for 4 seasons at the University of Iowa (2010-13)...In 2012, won Iowa's Big Ten Sportsmanship Award...As a senior in 2013, went 7-2 with a 3.64 ERA.
- Pitched for Hyannis in the Cape Cod Baseball League in 2010 and 2011.
- Attended Norwalk High School in his hometown of Norwalk, IA...Set the school's single-season records for home runs (13) and RBI (51), as well as the career record for strikeouts as a pitcher (436).
- Was also a standout football and basketball player in high school...Named to the all-conference academic team in all 4 years, for all 3 sports.

Matt Dermody's Career Record

YEAR	CLUB	W-L	ERA	G-GS	CG-SHO	SV	IP	H	R	ER	HR	HB	BB	SO	SO/9	WHIP	AVG
2013	GCL Blue Jays	0-0	0.00	1-1	0-0	0	2.2	1	0	0	0	0	0	1	3.38	0.38	.100
	Vancouver	5-1	1.77	15-2	0-0	0	40.2	45	12	8	0	1	4	50	11.07	1.20	.280
2014	Lansing	4-6	4.67	27-12	0-0	0	96.1	113	62	50	5	3	36	65	6.07	1.55	.294
2015	Dunedin	4-1	4.21	35-1	0-0	1	77.0	98	40	36	2	3	13	62	7.25	1.44	.308
2016	Dunedin	1-1	1.96	16-0	0-0	3	18.1	21	4	4	0	0	1	20	9.88	1.20	.296
	New Hampshire	2-0	0.92	16-0	0-0	0	19.2	12	3	2	1	0	2	21	9.61	0.71	.174
	Buffalo	0-0	2.76	15-0	0-0	0	16.1	22	9	5	0	0	5	6	3.31	1.65	.324
	TORONTO	0-0	12.00	5-0	0-0	0	3.0	6	4	4	1	1	0	5	15.00	2.00	.400
2017	Buffalo	5-1	3.56	33-1	0-0	1	43.0	48	21	17	6	1	11	39	8.16	1.37	.277
	TORONTO	2-0	4.43	23-0	0-0	0	22.1	23	13	11	6	2	5	15	6.05	1.25	.264
2018	Buffalo	0-0	7.20	5-0	0-0	0	5.0	7	4	4	0	0	4	6	10.80	2.20	.333
2019	Buffalo	2-1	5.48	15-0	0-0	0	23.0	29	17	14	4	1	3	23	9.00	1.39	.296
2020	Sugar Land (Ind.)	3-0	0.52	5-4	0-0	0	17.1	13	3	1	0	0	6	23	11.94	1.10	-
	CHICAGO-NL	0-0	0.00	1-0	0-0	0	1.0	0	0	0	0	0	0	1	9.00	0.00	.000
2021	Seibu (NPB)	0-2	5.13	11-0	0-0	0	33.1	46	22	19	2	0	13	22	5.94	1.77	-
2022	Iowa	6-3	3.74	20-13	0-0	0	79.1	85	33	33	11	8	18	70	7.94	1.30	.269
	CHICAGO-NL	0-0	18.00	1-0	0-0	0	1.0	2	2	2	0	0	2	1	9.00	4.00	.400
	NC (KBO)	3-5	4.54	8-8	0-0	0	39.2	42	27	20	3	7	13	37	8.39	1.39	-
Major League Totals		2-0	5.60	30-0	0-0	0	27.1	31	19	17	7	3	7	22	7.24	1.39	.282
Minor League Totals		29-14	3.70	198-30	0-0	5	421.1	481	205	173	29	17	97	363	7.75	1.37	.285
Independent Lg. Totals		3-0	0.52	5-4	0-0	0	17.1	13	3	1	0	0	6	23	11.94	1.10	-
Japan Totals		0-2	5.13	11-0	0-0	0	33.1	46	22	19	2	0	13	22	5.94	1.77	-
Korea Totals		3-5	4.54	8-8	0-0	0	39.2	42	27	20	3	7	13	37	8.39	1.39	-

Matt
Dermody

2009: Selected by the Pittsburgh Pirates in the 26th round of the June Draft (did not sign); **2011:** Selected by the Colorado Rockies in the 29th round of the June Draft (did not sign); **2012:** Selected by the Arizona Diamondbacks in the 23rd round of the June Draft (did not sign); **2013:** Signed by the Toronto Blue Jays as a 28th-round selection in the June Draft (signed by Wes Penick); **2019:** Elected free agency, 11/4; **2020:** Contract selected by the Chicago Cubs, 8/6; Elected Free Agency, 9/28; Signed by the Chicago Cubs as a minor league free agent, 12/29; **2021:** Released by the Chicago Cubs, 1/19; **2022:** Signed by the Chicago Cubs as a minor league free agent, 2/8; Released by the Chicago Cubs, 11/9; **2023:** Signed by the Boston Red Sox as a minor league free agent, 1/31

Career Single-Game Relief Highs

INNINGS: 3.0, 2x, last 9/5/17 at BOS; **STRIKEOUTS:** 4, 8/27/17 vs. MIN; **HITS:** 4, 4/16/17 vs. BAL; **RUNS:** 5, 4/16/17 vs. BAL; **WALKS:** 2, 8/4/22 at STL-G2; **HOME RUNS:** 3, 4/16/17 vs. BAL; **SCORELESS INNINGS STREAK:** 11.0, 8/30-9/24/17; **EJECTIONS (0):**

Major League Firsts

APPEARANCE: 9/3/16 at TB (0.2 IP, entered to start 8th inning); **STRIKEOUT:** 9/3/16 at TB (Nick Franklin, swinging); **WIN:** 7/30/17 vs. LAA (3.0 IP); **SAVE:** N/A

11 RAFAEL DEVERS

3B

Bats: Left • **Throws:** Right • **Height:** 6-0 • **Weight:** 235

Opening Day Age: 26 • **MLB Service:** 5 years, 70 days

Born: 10/24/1996 in Sánchez, Samaná, DR

Acquired: Signed as an international free agent on 8/9/2013

Contract Status: Signed through 2033



The Rundown

- 🔥 Nicknamed "Carita" (baby face).
- 🔥 Signed by the Red Sox at 16 years old on 8/9/13...On 1/11/23, signed a 10-year contract extension that spans the 2024-33 seasons.
- 🔥 Made his ML debut in July 2017 at only 20 years old, then was the Red Sox' Opening Day starter at 3B in each of his first 5 full seasons (2018-22).
- 🔥 Won the 2018 World Series title with the Red Sox.
- 🔥 Finished in the top 15 in AL MVP voting in 2019 (12th), 2021 (11th), and 2022 (14th).
- 🔥 Was the AL's starting 3B in the 2021 and 2022 All-Star Games, his 1st appearances in the Midsummer Classic.
- 🔥 Earned a 2021 Silver Slugger Award at 3B.
- 🔥 Named Red Sox team MVP in 2021 and 2022.
- 🔥 Holds the Red Sox record for HR hit as a 3rd baseman (137)...Holds BOS single-season records for a 3rd baseman in HR (38), doubles (54), XBH (90), and total bases (359).
- 🔥 Is the youngest player in Red Sox history with 200+ hits in a season (201 in 2019, 22 years old) and with 50+ doubles in a season (54 in 2019).
- 🔥 He and Babe Ruth are the only Red Sox ever to bat in the postseason prior to turning 21 years old.

RAFAEL DEVERS' MLB RANKINGS, 2019-2022

Stat	AL	MLB
264 XBH	1st	1st
149 doubles	1st	1st
591 hits	1st	3rd
1,078 total bases	1st	2nd
108 HR	4th	T-9th
359 RBI	2nd	3rd
346 runs	2nd	6th
510 games	4th	11th

DEVERS' TEAM RANKINGS, 2019-2022

Stat	2019	2020	2021	2022
Games	1st	1st	1st	3rd
XBH	1st	1st	1st	1st
Total Bases	1st	1st	1st	1st
Hits	1st	T-2nd	1st	3rd
HR	3rd	T-1st	1st	1st
RBI	2nd	1st	1st	1st
Runs	2nd	T-3rd	1st	T-1st

Rafael's contract extension spans the 2024-33 seasons. If he played out the entirety of that contract, the 2033 season would be his 17th with the Red Sox.

MOST SEASONS WITH THE RED SOX

Rk.	Player	Years
1.	Carl Yastrzemski	23 (1961-83)
T2.	Dwight Evans	19 (1972-90)
T2.	Ted Williams	19 (1939-42, '46-60)
4.	Tim Wakefield	17 (1995-2011)
5.	Jim Rice	16 (1974-89)
6.	Jason Varitek	15 (1997-2011)
T7.	Bobby Doerr	14 (1937-44, '46-51)
T7.	David Ortiz	14 (2003-16)
T7.	Dustin Pedroia	14 (2006-19)

COMING OUT PARTY

In the Red Sox' 3-2 win on 8/13/17 at NYY, Devers tied the game at 2-2 in the 9th inning by hitting a solo home run off Aroldis Chapman. The pitch was measured at 102.8 miles per hour, still the fastest ever hit for a HR in the Statcast era (2008-present).

WHY CARITA?

"It was during a night where we were giving out nicknames, and I was always smiling," Devers said on NESN's *My Story*. "Back in the Dominican Republic, the guys in my hometown where I was raised, and we were giving each other nicknames one night, and I remember there was a friend of mine and we called him Mimi, and Mimi called me Carita. And the next day I get up and my friends were calling me, 'Carita, Carita, are you gonna play?' And I was like, 'How come Carita?' And since then, I've been called Carita."

Additional Career Highlights

- Named to the 2021 All-MLB Second Team.
- Joins Alex Rodriguez (1996) as the only players ever with 30+ HR and 50+ doubles in a season before turning 23.
- Is the only player ever to hit 8+ HR in his first 20 ML games, all before turning 21 (source: Elias).
- Is the only player since 1900 with 6+ hits—including 4+ doubles—in a game (8/13/19 at CLE; source: Elias).
- Is 1 of 33 players to hit 100 HR with the Red Sox, but 1 of only 3 to do so before turning 25...Ted Williams (127) and Tony Conigliaro (124) are the others.
- Recorded 30+ HR and 100+ RBI in both 2019 and 2021...The only other Red Sox with multiple 30 HR/100 RBI seasons before turning 25 years old is Ted Williams.
- Is 1 of 16 players to record multiple 30-HR seasons with the Red Sox, but 1 of only 2 to do so before turning 25 years old (Ted Williams in 1939, '41, '42).
- Was the only player to score 100+ runs and record 100+ RBI in both 2019 and 2021.
- Is the youngest Red Sox to go 5-for-5 or better in a game (source: Elias), doing so on 6/30/18 at NYY (21y, 249d).
- Named AL Player of the Month for May 2019 and AL Player of the Week for 8/12-18/19...At only 22 years old, is the youngest Red Sox ever to earn the monthly honor (introduced in 1974).
- Earned the 2018 Greg Montalbano Minor League Player of the Year Award and 2019 Tommy Harper Heart and Hustle Award from the Boston Baseball Writers.
- Named the 3B on the 2018 Topps All-Star Rookie Team.
- Owens Red Sox single-season records in Interleague play with 22 RBI (2020) and 59 total bases (2021)...Is also tied for the club record with 16 XBH (2020).
- Appeared in 689 games from 2017-22, most in the majors at the age of 25 or younger.
- Made his ML debut on 7/25/17 at SEA, starting at 3B (0-for-4, 2 BB, R)...At 20 years and 275 days old, was the youngest BOS position player to appear in a game since Luis Alvarado (20y, 259d) in 1969.
- In his 2nd ML game, on 7/26/17 at SEA, hit a solo HR off Andrew Moore in the 3rd inning for his 1st ML hit... At 20 years and 276 days old, was the youngest Red Sox to homer since Tony Conigliaro in September 1965.
- Homered on 8/13/17 at NYY and hit 2 HR on 8/14/17 vs. CLE...According to Elias, joined Ted Williams and Tony Conigliaro as the only Red Sox to homer in consecutive games before turning 21...Those are also the only 3 Red Sox ever to record a multi-HR game before turning 21.
- Made his 1st career Opening Day roster in 2018 and hit 21 HR in 121 games...Became the 3rd Red Sox to hit 20+ HR in a season, all before turning 22, joining Ted Williams (1939) and Tony Conigliaro (1964-66).
- Was 21 years and 156 days old on Opening Day in 2018 (3/29 at TB)...Was the Sox' 2nd-youngest Opening Day starter at 3B...Luis Alvarado was 21 years and 82 days old when the Sox opened the 1970 season at NYY.
- Since RBI became an official stat in 1920, is 1 of 2 players with 4+ hits and 6+ RBI in multiple games before turning 23, doing so on 9/26/18 vs. BAL-G1 and 7/27/19 at TOR (also Mel Ott, 2 in 1929-30)...Joins Ted Williams (6/9/39 vs. STL) as the only Red Sox ever to record 6+ RBI in a game at 21 or younger.

Rafael Devers and Nolan Arenado are the only players to record 70+ XBH in each of the last three 162-game seasons.

MOST XBH, 2019-22

Rk.	Player	XBH
1.	Rafael Devers	264
2.	Marcus Semien	248
3.	José Ramírez	244

FOLLOW ME TO THE POSTSEASON

In the club's final game of the 2021 regular season (10/3 at WSH), needing a win to host the AL Wild Card Game, Devers went 4-for-5 with 2 HR, 4 RBI, and 3 runs scored, including a 2-run HR in the top of the 9th inning which gave the Sox their decisive 7-5 lead.

RED SOX ALL-TIME HOME RUN LEADERS

Rk.	Player	HR	Rk.	Player	HR
1.	Ted Williams	521	12.	Nomar Garciaparra	178
2.	David Ortiz	483	13.	Jackie Jensen	170
3.	Carl Yastrzemski	452	T14.	Tony Conigliaro	162
4.	Jim Rice	382	T14.	Carlton Fisk	162
5.	Dwight Evans	379	16.	Xander Bogaerts	156
6.	Manny Ramírez	274	17.	George Scott	154
7.	Mo Vaughn	230	18.	Reggie Smith	149
8.	Bobby Doerr	223	19.	Dustin Pedroia	140
9.	Jimmie Foxx	222	T20.	Mookie Betts	139
10.	Rico Petrocelli	210			
11.	Jason Varitek	193			

- In 2019, led the majors in XBH (90) and total bases (359) at only 22 years old...Recorded the 25th 30-HR/50-double season in MLB history, but only the 2nd ever by a 3rd baseman (also Alex Bregman in 2018).
- The only other players with 50+ doubles in a season, all before turning 23, are Alex Rodriguez (54 in 1996) and Manny Machado (51 in 2013).
- Recorded an XBH and scored a run in 8 consecutive games from 5/20-28/19, matching Dwight Evans (1982) for the longest such streak in Red Sox history.
- On 8/13/19 & 8/14/19 at CLE, recorded a hit in 8 straight PA (2B, 1B, 2B, 2B, 1B, 2B, 1B, HR)...According to Elias, he was the first Red Sox in 81 years with a hit in 8 straight PA (last: Pinky Higgins on 6/21/38 at DET).
- On 9/8/19 vs. NYY, tied the AL record for total chances at 3B in a 9-inning game (14)...According to Elias, the only other players with 14+ chances at 3B in a 9-inning game since 1900 are WSH's Wid Conroy (14 on 9/25/1911) and NYY's Art Devlin (15 on 5/23/1908).
- In 2021, led the majors in 3-run HR (10).
- Homered in 4 consecutive games from 4/8-13 in 2021 (5 HR)...Joined Babe Ruth (1918) and Ted Williams (1941) as the only Red Sox to homer in 4 consecutive games before turning 25, and the 19th to do so at any age (30th instance).

Rafael Devers, Continued

Postseason Career Highlights

🔥 In 26 career Postseason games, has hit .303 with a .955 OPS (27-for-89, 8 HR, 26 RBI).

🔥 Has started 22 Postseason games at 3B, tied with Wade Boggs for 2nd most in Sox history (Mueller-29).

🔥 Hit 8 HR with 26 RBI through his first 25 career Postseason games (2017-18, '21), both the most by a Red Sox player through their first 25 Postseason games...In MLB history, only Lou Gehrig (32) had more RBI through 25 career Postseason games.

🔥 From 2017-18, became the 1st player in MLB history to record at least 1 RBI in each of his first 8 career post-season starts (previous record: 6)...Tied the MLB record for consecutive postseason starts with an RBI at any point in a player's career (8), joining Lou Gehrig (1928-32), Alex Rodriguez (2007-09), and Ryan Howard (2009).

🔥 Started Game 1 of the 2017 ALDS at 20 years and 346 days old, becoming the youngest Red Sox position player ever to appear in a postseason game...Joins Babe Ruth (1915) and Ken Brett (1967) as the only Red Sox ever to appear in a postseason game before turning 21.

🔥 Hit 2 HR in the 2017 ALDS vs. HOU, including an inside-the-parker in the 9th inning of Game 4 at Fenway Park...The only other rookie to hit an inside-the-park HR in the postseason is PIT's Jimmy Sebring (1903 WS-G1 at BOS off Cy Young)...Was the 17th inside-the-park HR in post-season history, the 3rd hit by a Red Sox.

🔥 Hit a game-winning, 2-run HR in Game 3 of the 2017 ALDS, turning a 3-2 deficit into a 4-3 lead in the 3rd inning.

🔥 Became only the 6th player—and 1st Red Sox—ever to hit a postseason HR before turning 21, joining Mickey Mantle, Andruw Jones, Miguel Cabrera, Manny Machado, and Bryce Harper (since joined by others)...Joined Mantle, Jones, and Cabrera as the only players with multiple postseason HR before turning 21 (since joined by others).

🔥 Appeared in 11 Postseason games in 2018, with the Sox going 7-1 in his starts...In the pennant-clinching win at HOU in Game 5 of the ALCS, gave BOS a 4-0 lead with a 3-run HR off Justin Verlander in the 6th inning.

🔥 Recorded the game-winning RBI in Game 4 of the 2018 World Series at LAD, breaking a 4-4 tie with a pinch-hit single that scored Brock Holt in the 9th inning.

🔥 In 2021, started at 3B in each of the Sox' 11 Postseason games...Tied for the MLB lead with 5 HR, tied for the most by a Red Sox in a single Postseason (also David Ortiz-2004, '13; Todd Walker-2003; Kiké Hernández-2021).

🔥 Hit 3 HR in the 2021 ALCS, tied for the most by a Red Sox in a single ALCS (Trot Nixon-2003, David Ortiz-2004, Kevin Youkilis-2007, Dustin Pedroia-2008, Kiké Hernández-2021).

🔥 Hit safely in 9 straight games from 2021 ALDS Game 1 through ALCS Game 5, the 2nd-longest hitting streak in the Postseason by a player prior to turning 25 years old (Ozzie Albies-11).

🔥 Scored a run in 6 consecutive games from 2021 ALDS Game 4 through ALCS Game 5...Became the 3rd player in Postseason history to record at least 1 hit and 1 run in 6 consecutive games at the age of 24 or younger.

🔥 Went 3-for-4 with a 3-run HR in 2021 ALDS Game 4, helping the Sox advance to the ALCS...Was the 4th Red Sox with 3+ hits and 3+ RBI in a potential clinching game (Dustin Pedroia-2007 ALCS Game 7, Johnny Damon-2004 ALCS Game 7, David Ortiz-2004 ALDS Game 3).

MOST RBI IN A PLAYER'S FIRST 25 CAREER POSTSEASON GAMES, MLB HISTORY

Rk.	Player	Years	RBI
1.	Lou Gehrig	1926-28, '32, '36	32
2.	Rafael Devers	2017-18, '21	26
T3.	David Freese	2011-12	25
T3.	Scott Spiezio	2002, '06	25

MOST HR IN A PLAYER'S FIRST 25 CAREER POSTSEASON GAMES, RED SOX HISTORY

Rk.	Player	Years	HR
1.	Rafael Devers	2017-18, '21	8
T2.	Nomar Garciaparra	1998-99, '03	7
T2.	Jason Varitek	1998-99, '03-04	7

MOST POSTSEASON RBI BEFORE TURNING 25 YEARS OLD

Rk.	Player	Years	RBI
1.	Rafael Devers	2017-18, '21	26
2.	Carlos Correa	2015, '17-18	24
T3.	Albert Pujols	2001-02, '04	21
T3.	Kyle Tucker	2020-21	21

MOST POSTSEASON HR BEFORE TURNING 25 YEARS OLD

Rk.	Player	Years	HR
1.	Rafael Devers	2017-18, '21	8
T1.	Mickey Mantle	1952-54, '56	8
T1.	Albert Pujols	2001-02, '04	8
T1.	Carlos Correa	2015, '17-18	8

Rafael Devers is the only player in MLB history with both a Postseason grand slam and a Post-season inside-the-park home run.

INSIDE-THE-PARK HOME RUNS BY RED SOX IN THE POSTSEASON

Player	Series-Game	Inn.
Patsy Dougherty	1903 WS-2 vs. PIT	1
Larry Gardner	1916 WS-4 at BRO	2
Rafael Devers	2017 ALDS-4 vs. HOU	9

GRAND SLAMS BY RED SOX IN THE POSTSEASON

Player	Series-Game	Inn.
Troy O'Leary	1999 ALDS Game 5	3
Johnny Damon	2004 ALCS Game 7	2
J.D. Drew	2007 ALCS Game 6	1
David Ortiz	2013 ALCS Game 2	8
Shane Victorino	2013 ALCS Game 6	7
Jackie Bradley Jr.	2018 ALCS Game 3	8
J.D. Martinez	2021 ALDS Game 2	1
Rafael Devers	2021 ALDS Game 2	2
Kyle Schwarber	2021 ALDS Game 3	2

Minor League Career Highlights

🔥 Tabbed a league All-Star in each of his first 4 pro seasons, earning year-end selections in 2014 (Gulf Coast) and 2016 (Carolina) and mid-season selections in 2015 (South Atlantic) and 2017 (Eastern).

🔥 Began his pro career in 2014 in the Rookie-level Gulf Coast League but spent most of the year in the Dominican Summer League...Named Red Sox Minor League Offensive Player of the Month for July...After the season, ranked by *Baseball America* as the No. 99 overall prospect in baseball.

🔥 Played for the World Team in the 2015 and 2017 SiriusXM All-Star Futures Games...At 19, became the youngest Red Sox ever to participate in the game.

🔥 Named Red Sox Minor League Hitter of the Month for May 2015.

🔥 In 2016, Named Red Sox Minor League Defensive Player of the Year and tabbed a *Baseball America* High Class A All-Star...Tabbed Red Sox Minor League Defensive Player of the Month in April.

🔥 Entered 2017 ranked by *Baseball America* as baseball's No. 18 prospect...Made his Triple-A debut on 7/15/17 (4-for-4, HR)...Played in only 9 games with the PawSox before his ML selection.

🔥 Played for Escogido of the Dominican Winter League following the 2015 and 2016 seasons.

🔥 Participated in the Red Sox Rookie Development Program in January 2017.

PLAYERS TO GO 6-FOR-6 IN A GAME BEFORE TURNING 23 YEARS OLD

Rk.	Player	Game	Age
1.	Joe Morgan	7/8/65 at MIL	21.292
2.	Jesus Alou	7/10/64 at CHC	22.108
3.	Rafael Devers	8/13/19 at CLE	22.293

PLAYERS TO HIT .300+ WITH 30+ HR, 100+ RBI, AND 100+ RUNS SCORED IN A SEASON BEFORE TURNING 23

Player	Year	AVG	HR	RBI	R
Vladimir Guerrero Jr.	2021	.311	48	111	123
Rafael Devers	2019	.311	32	115	129
Miguel Cabrera	2005	.323	33	116	106
Albert Pujols	2002	.314	34	127	118
Albert Pujols	2001	.329	37	130	112
Alex Rodriguez	1996	.358	36	123	141
Eddie Mathews	1953	.302	47	135	110
Ted Williams	1939	.327	31	145	131
Joe DiMaggio	1937	.346	46	167	151
Hal Trosky	1934	.330	35	142	117
Jimmie Foxx	1930	.335	37	156	127
Jimmie Foxx	1929	.354	33	118	123
Mel Ott	1929	.328	42	151	138

MULTIPLE ALL-STAR SELECTIONS, RED SOX THIRD BASEMEN

Rk.	Player	Selections
1.	Wade Boggs	8 (1985-92)
	Frank Malzone*	8 (1957-60, '63-64)
3.	Rafael Devers	2 (2021-22)
	Scott Cooper	2 (1993-94)
	George Kell	2 (1952-53)

*Selected to both All-Star Games in 1959 and '60

MOST SEASONS WITH 25+ HR BEFORE TURNING 26 YEARS OLD, RED SOX

Rk.	Player	Seasons
1.	Ted Williams	3 (1939, '41, '42)
	Tony Conigliaro	3 (1965, '66, '70)
	Jim Rice	3 (1976, '77, '78)
	Nomar Garciaparra	3 (1997, '98, '99)
	Rafael Devers	3 (2019, '21, '22)

RED SOX LEADERS PRIOR TO THE AGE OF 26

Rk.	Player	XBH
1.	Rafael Devers	333
2.	Mookie Betts	320
3.	Ted Williams	314

Rk.	Player	HR
1.	Tony Conigliaro	160
2.	Rafael Devers	139

Rk.	Player	Doubles
1.	Bobby Doerr	191
2.	Mookie Betts	189
3.	Rafael Devers	187

Rk.	Player	RBI
1.	Bobby Doerr	539
2.	Ted Williams	513
3.	Tony Conigliaro	492
4.	Rafael Devers	455

MOST MULTI-HR GAMES BEFORE TURNING 26, RED SOX HISTORY

Rk.	Player	Games
1.	Jim Rice	16
2.	Mookie Betts	13
3.	Rafael Devers	12

INTERNATIONAL AFFAIR

Devers' 139 HR are the 3rd most by a Dominican-born player prior to turning 26 years old, trailing only Albert Pujols (201) and Adrián Beltré (147). His 333 XBH are the 4th most among that group behind Pujols (439), César Cedeño (375), and Beltré (341). Devers' 187 doubles are the 3rd most among the group, trailing only Pujols (227) and Cedeño (221).

Rafael Devers, Continued

2022 Highlights

- Completed his 6th ML season at only 25 years old.
- Voted by fans as the AL's starting 3rd baseman for the MLB All-Star Game for the 2nd consecutive season... Became the 1st Red Sox player to start consecutive All-Star Games at 3rd base since Wade Boggs (1986-92).
- Named Red Sox MVP by the Boston Baseball Writers.
- Led the Sox in HR (27), RBI (88), SLG (.521), OPS (.879), XBH (70), total bases (289), and runs (tied, 84), and ranked 2nd in AVG (.295), OBP (.358), and doubles (42).
- Ranked among the top 10 in MLB in SLG (9th, .521), OPS (8th, .879), XBH (T-8th, 70), and doubles (T-6th, 42).
- Led AL 3rd basemen in SLG and OPS.
- Was 1 of 11 players to hit an MLB-high 2 grand slams.
- Appeared in 138 games at 3B (137 starts) and posted a career-best .964 fielding % (14 E/393 TC).
- Had 4 HR and 13 RBI in 16 games vs. NYY, both tied for the most by an opponent against the club in 2022.
- Finished the season batting .333 (34-for-102) with a .900 OPS, 9 2B, 2 HR, and 22 RBI in 28 games from 9/1 through the end of the season.
- Named the Red Sox winner of the 2022 Heart and Hustle Award by the Major League Baseball Players Alumni Association...Has earned the award in each of the last 3 seasons it was presented (2019, '21-22).

RED SOX SINGLE-SEASON LEADERS (3RD BASEMEN)

Rk.	Player	HR (Year)
1.	Rafael Devers	38 (2021)
2.	Rafael Devers	32 (2019)
3.	Butch Hobson	30 (1977)

Rk.	Player	Doubles (Year)
1.	Rafael Devers	54 (2019)
2.	Wade Boggs	51 (1989)

Rk.	Player	XBH (Year)
1.	Rafael Devers	90 (2019)
2.	Adrián Beltré	79 (2010)
3.	Rafael Devers	76 (2021)

Rk.	Player	RBI (Year)
1.	Mike Lowell	120 (2007)
2.	Rafael Devers	115 (2019)
3.	Rafael Devers	113 (2021)

Rk.	Player	Runs (Year)
T1.	Rafael Devers	129 (2019)
T1.	Billy Werber	129 (1934)

Rk.	Player	Total Bases (Year)
1.	Rafael Devers	359 (2019)
2.	Adrián Beltré	326 (2010)

Rk.	Player	SLG (Year)
1.	Wade Boggs	.588 (1987)
2.	Rafael Devers	.555 (2019)

DEVERS' 2022 A.L. RANKINGS

Stat	Rank	Stat	Rank
.295 AVG	12th	88 RBI	12th
.521 SLG	4th	289 total bases	7th
.879 OPS	4th	4.9 fWAR	16th
42 doubles	4th	140 wRC+	T-8th
70 XBH	T-3rd	226 hard-hit balls	5th
164 hits	12th	50.9 hard-hit %	8th

DEVERS' 2022 RANKINGS AMONG A.L. THIRD BASEMEN

Stat	Rank	Stat	Rank
.521 SLG	1st	140 wRC+	2nd
.879 OPS	1st	4.9 fWAR	3rd
.295 AVG	2nd	.358 OBP	3rd
42 doubles	2nd	27 HR	T-3rd
70 XBH	2nd	88 RBI	3rd
289 total bases	2nd	84 runs	3rd
164 hits	2nd	137 starts at 3B	3rd

*Min. 50% games played at 3B

PLAYERS WITH 25+ HR AND 40+ DOUBLES IN 2022

Player	HR	2B	RBI
Nolan Arenado (STL)	30	42	103
Mookie Betts (LAD)	35	40	82
Rafael Devers (BOS)	27	42	88
Paul Goldschmidt (STL)	35	41	115
Matt Olson (ATL)	34	44	103
José Ramírez (CLE)	29	44	126

MOST XBH IN A MONTH (2022)

Rk.	Player	Month	XBH
1.	Austin Riley (ATL)	July	26
2.	Paul Goldschmidt (STL)	May	23
3.	Mookie Betts (LAD)	May	22
	Rafael Devers (BOS)	May	22
	Mike Trout (LAA)	Sept./Oct.	22

MOST XBH IN A MONTH (RED SOX HISTORY)

Rk.	Player	Month	XBH
1.	Ted Williams	June 1950	26
2.	Earl Webb	May 1931	25
3.	Jose Canseco	August 1995	24
	Tris Speaker	Sept./Oct. 1914	24
5.	Bobby Doerr	June 1946	23
	Dwight Evans	August 1987	23
7.	Rafael Devers	May 2022	22
	Rafael Devers	July 2019	22
	David Ortiz	May 2016	22
	Jimmie Foxx	August 1939	22
	Jimme Foxx	July 1933	22

2022 Timeline

- 🔥 Started at 3rd base on Opening Day at NYY, his 5th Opening Day start at the position, and hit a 2-run HR off Gerrit Cole in the 1st inning.
- 🔥 Became the 8th player to make 5+ Opening Day starts for the Red Sox at 25 or younger (most recent: Xander Bogaerts from 2014-18 and Tony Conigliaro from 1964-70).
- 🔥 Became the 7th player to make at least 5 Opening Day starts at 3rd base for the Red Sox, the 1st since Wade Boggs (10, 1983-92).
- 🔥 Hit safely in each of his first 10 games, extending his hitting streak to a career-best 15 games (9/29/21-4/18/22).
- 🔥 Reached base safely in a career-best 23 consecutive games from 4/24-5/19 (.383 AVG, .414 OBP).
- 🔥 Recorded 22 XBH in May, tied for his most in any month during his career (also July 2019) and tied for 7th most by a Red Sox player in any month.
- 🔥 Recorded a 13-game hitting streak from 5/5-19, during which he hit .434 with a 1.266 OPS (23-for-53, 12 XBH).
- 🔥 Hit 2 HR on 5/21 vs. SEA.
- 🔥 Tied a franchise record by homering and recording multiple RBI in 4 straight games from 6/11-15 (4 HR, 9 RBI)...Joined Carl Yastrzemski (1978), Jackie Jensen (1958), Ted Williams (1947), and Jimmie Foxx (1938) as the only Sox players to accomplish the feat.
- 🔥 Became the 5th Red Sox player to homer in as many as 4 consecutive games at age 25 or younger, joining Bobby Dalbec (5 in 2020), Jim Rice (4 in 1978), Ted Williams (4 in 1941), and Babe Ruth (4 in 1918).
- 🔥 That was Devers' 2nd career streak of 4 consecutive games with at least 1 HR (also 4 games in 2021)...The only other Sox players with multiple such streaks are Ted Williams (6x), Carl Yastrzemski (3x), Jimmie Foxx (3x), Jim Rice (2x), and Jose Canseco (2x).
- 🔥 Recorded a season-high 5 RBI on 7/7 vs. NYY... Hit a 2-run HR in the 3rd inning and 3-run HR in the 5th inning, each off Yankees starter Gerrit Cole...Later matched his RBI total on 9/10 at BAL.
- 🔥 Homered in 3 consecutive games from 7/14-16.
- 🔥 Started at 3B for the AL in the All-Star Game on 7/19 at Dodger Stadium and walked in his lone PA.
- 🔥 On the IL from 7/23-8/1 (right hamstring inflammation).
- 🔥 Reinstated on 8/2...Started at 3rd base and went 2-for-4 with an RBI double in the 4th inning and solo HR in the 6th inning in the Sox' 2-1 win at HOU.
- 🔥 Hit a season-long 441-foot HR on 8/7 at KC, a solo HR in the 6th inning off Brad Keller.
- 🔥 Hit a 2-run HR in the 6th inning off Jameson Taillon on 8/14 vs. NYY, extending the Sox' lead to 3-0...Had a projected distance of 433 feet.
- 🔥 Doubled in the 9th inning on 8/17 at PIT, his 321st career XBH, moving into sole possession of most by a Red Sox player prior to turning 26 years old (Betts-320).
- 🔥 Reached safely in 16 consecutive games from 9/9-28 (.328 AVG, .411 OBP).
- 🔥 Matched a season high with 5 RBI on 9/10 at BAL (also 7/7 vs. NYY)...Hit a grand slam in the 1st and an RBI single in the 4th...Was his 4th career grand slam.
- 🔥 Hit a 2-run HR in the 9th inning on 9/20 at CIN to extend the Sox' lead to 5-1 in their 5-3 victory.
- 🔥 On 9/26 vs. BAL, doubled in the 1st inning and hit an RBI single in the 4th inning...The double was his 40th of the season.

I HEART NEW YORK

- 🔥 Devers has hit 6 HR at Yankee Stadium. The only other Red Sox to hit as many as 6 HR on the road against the Yankees before turning 25 are Babe Ruth (10), Ted Williams (9), and Andrew Benintendi (6).
- 🔥 Joins Babe Ruth as the only players to homer in 3 straight games vs. NYY before turning 21 (source: Elias).
- 🔥 On 6/30/18 at NYY, became the youngest player ever to hit a grand slam in a Red Sox-Yankees game (21 years, 249 days), as well as the youngest player ever with 5+ hits vs. NYY on the road (since 1923).

FIRST IMPRESSION

- In his first 20 ML games from 7/25-8/19/17, Devers went 28-for-77 (.364) with 8 HR and 16 RBI.
- 🔥 Devers became the 1st player ever to hit 8 HR in his first 20 ML games before turning 21 (source: Elias).
 - 🔥 His 28 hits were the most by a Red Sox in their first 20 games since Johnny Pesky (28 in 1942).
 - 🔥 The only other players since 1913 to hit safely in at least 17 of their first 20 games before turning 21 are Roberto Clemente and Iván Rodríguez.

RED SOX WITH 30+ HR AND 50+ DOUBLES IN A SEASON

Player	Season	HR	2B
David Ortiz	2007	35	52
Xander Bogaerts	2019	33	52
Rafael Devers	2019	32	54

MOST EXTRA-BASE HITS IN A SEASON BEFORE TURNING 23 YEARS OLD, MLB HISTORY

Rk.	Player	XBH (Year)
1.	Joe DiMaggio	96 (1937)
2.	Alex Rodriguez	91 (1996)
3.	Rafael Devers	90 (2019)

**The previous Red Sox record was 86 XBH (Ted Williams in 1939)*

MOST HOME RUNS IN A SEASON BEFORE TURNING 23 YEARS OLD, RED SOX HISTORY

Rk.	Player	HR (Year)
T1.	Tony Conigliaro	32 (1965)
T1.	Rafael Devers	32 (2019)
3.	Ted Williams	31 (1939)

MOST HITS IN A SEASON BEFORE TURNING 23 YEARS OLD, RED SOX HISTORY

Rk.	Player	Hits (Year)
1.	Rafael Devers	201 (2019)
2.	Xander Bogaerts	194 (2015)
3.	Ted Williams	193 (1940)

Rafael Devers, Continued

Personal

- Was 1 of 10 children in his family (3 boys, 7 girls).
- Has 2 daughters, Rachell and Rachellis.
- When he was young in the Dominican Republic, would sometimes ride a horse to the baseball field.
- His dad played baseball and would sometimes take Rafael to local games on his scooter.
- His cousin, José, has played in the Yankees (2017) and Marlins (2018-19, '21-22) organizations...The two cousins took the same field during the Marlins' series at Fenway Park in 2021 (5/28-29, 6/7).

MOST DOUBLES IN A SEASON, RED SOX HISTORY

Rk.	Player	Doubles (Year)
1.	Earl Webb	67 (1931)
2.	Nomar Garciaparra	56 (2002)
T3. Rafael Devers	54 (2019)	
T3.	Dustin Pedroia	54 (2008)

MOST EXTRA-BASE HITS IN A SEASON, RED SOX HISTORY

Rk.	Player	XBH (Year)
1.	Jimmie Foxx	92 (1938)
2.	David Ortiz	91 (2004)
3. Rafael Devers	90 (2019)	

FEWEST GAMES TO REACH 100 HR, RED SOX HISTORY

Rk.	Player (Years)	Games
1.	Ted Williams (1939-41)	467
2.	Tony Conigliaro (1964-67)	469
3. Rafael Devers (2017-21)	486	

Hit both his 99th and 100th HR on 7/23 vs. NYY.

YOUNGEST RED SOX TO REACH 100 CAREER DOUBLES

Rk.	Player (Years)	Age
1.	Ted Williams (1939-41)	22 years, 289 days
2.	Bobby Doerr (1937-41)	23 years, 19 days
3. Rafael Devers (2017-20)	23 years, 309 days	
4.	Carl Yastrzemski (1961-63)	23 years, 327 days

PLAYERS WITH 100+ HOME RUNS AND 125+ DOUBLES BEFORE TURNING 25

Player	HR	2B	Player	HR	2B	Player	HR	2B
*Hank Aaron	140	159	*Ken Griffey Jr.	172	194	*Frank Robinson	160	140
Adrián Beltré	100	144	Bryce Harper	150	149	Alex Rodriguez	172	181
*Johnny Bench	154	142	Andruw Jones	157	156	*Ron Santo	104	138
Miguel Cabrera	141	187	*Al Kaline	125	156	Ruben Sierra	114	152
Cesar Cedeño	103	195	Manny Machado	121	159	Giancarlo Stanton	154	138
*Orlando Cepeda	154	163	*Mickey Mantle	173	136	Hal Trosky	136	160
Rafael Devers	112	145	*Eddie Murray	111	127	Mike Trout	160	168
*Joe DiMaggio	137	143	*Mel Ott	176	194	Justin Upton	101	141
*Jimmie Foxx	174	159	Albert Pujols	160	189	*Ted Williams	127	154
*Lou Gehrig	100	139	*Cal Ripken Jr.	100	141	<i>*Hall of Famer</i>		

PLAYERS WITH 200+ HITS IN A SEASON BEFORE TURNING 23 (SINCE 1900)

Player	Year	Hits	Age	Team	Player	Year	Hits	Age	Team
Rafael Devers	2019	201	22	BOS	Stan Musial	1943	220	22	STL
Starlin Castro	2011	207	21	CHC	Buddy Lewis	1937	210	20	WSH
Alex Rodriguez	1996	215	20	SEA	Joe DiMaggio	1937	215	22	NYG
Garry Templeton	1977	200	21	STL	Joe DiMaggio	1936	206	21	NYG
Dick Allen	1964	201	22	PHI	Hal Trosky	1934	206	21	CLE
Vada Pinson	1959	205	20	CIN	Freddie Lindstrom	1928	231	22	NYG
Hank Aaron	1956	200	22	MIL	Lloyd Waner	1928	221	22	PIT
Al Kaline	1955	200	20	DET	Lloyd Waner	1927	223	21	PIT
Harvey Kuenn	1953	209	22	DET	Ty Cobb	1909	216	22	DET
Dick Wakefield	1943	200	22	DET	Ty Cobb	1907	212	20	DET

Rafael Devers' Career Record

YEAR	CLUB	AVG	G	AB	R	H	2B	3B	HR	RBI	SH	SF	HB	BB	SO	SB	CS	OBP	SLG	OPS
2014	DSL Red Sox	.337	28	104	26	35	6	3	3	21	0	2	1	21	20	4	1	.445	.538	.983
	GCL Red Sox	.312	42	157	21	49	11	2	4	36	0	1	2	14	30	1	0	.374	.484	.858
2015	Greenville	.288	115	469	71	135	38	1	11	70	1	6	8	24	84	3	2	.329	.443	.772
2016	Salem	.282	128	503	64	142	32	8	11	71	0	2	1	40	94	18	6	.335	.443	.778
2017	Portland	.300	77	287	48	86	19	3	18	56	0	1	1	31	55	0	3	.369	.575	.944
	Pawtucket	.400	9	35	6	14	1	0	2	4	0	0	0	3	8	0	0	.447	.600	1.007
2018	BOSTON	.284	58	222	34	63	14	0	10	30	0	0	0	18	57	3	1	.338	.482	.820
	BOSTON	.240	121	450	59	108	24	0	21	66	0	2	0	38	121	5	2	.298	.433	.731
	Lowell	.250	1	4	1	1	0	0	1	2	0	0	0	0	0	0	0	.250	1.000	1.250
	Pawtucket	.333	6	21	3	7	2	0	1	2	0	0	0	1	6	0	0	.364	.571	.935
2019	BOSTON	.311	156	647	129	201	54	4	32	115	1	2	4	48	119	8	8	.361	.555	.916
2020	BOSTON	.263	57	232	32	61	16	1	11	43	0	0	3	13	67	0	0	.310	.483	.793
2021	BOSTON	.279	156	591	101	165	37	1	38	113	0	4	7	62	143	5	5	.352	.538	.890
2022	BOSTON	.295	141	555	84	164	42	1	27	88	0	3	6	50	114	3	1	.358	.521	.879
Major League Totals		.283	689	2697	439	762	187	7	139	455	1	11	20	229	621	24	17	.342	.512	.854
Minor League Totals		.297	406	1580	240	469	109	17	51	262	1	12	13	134	297	26	12	.354	.484	.838

2013: Signed by the Boston Red Sox as an international free agent, 8/9; **2018:** On disabled list with left shoulder inflammation, 7/11-20; On disabled list with a left hamstring strain, 7/29-8/7; On disabled list with a left hamstring strain, 8/16-9/3; **2022:** On injured list with right hamstring inflammation, 7/23-8/1

Postseason Record

AVG	G	AB	R	H	2B	3B	HR	RBI	SH	SF	HB	BB	SO	SB	CS	OBP	SLG	OPS
.303	26	89	21	27	0	0	8	26	0	1	0	12	25	1	0	.382	.573	.955

Wild Card Record

YEAR	CLUB	AVG	G	AB	R	H	2B	3B	HR	RBI	SH	SF	HB	BB	SO	SB	CS	OBP	SLG	OPS
2021	BOS vs. NYY	.000	1	2	1	0	0	0	0	0	0	0	0	2	1	0	0	.500	.000	.500

Division Series Record

YEAR	CLUB	AVG	G	AB	R	H	2B	3B	HR	RBI	SH	SF	HB	BB	SO	SB	CS	OBP	SLG	OPS
2017	BOS vs. HOU	.364	4	11	3	4	0	0	2	5	0	1	0	2	4	0	0	.429	.909	1.338
2018	BOS vs. NYY	.286	2	7	2	2	0	0	0	1	0	0	0	0	1	1	0	.286	.286	.571
2021	BOS vs. TB	.333	4	18	3	6	0	0	2	6	0	0	0	2	5	0	0	.400	.667	1.067
Division Series Totals		.333	10	36	8	12	0	0	4	12	0	1	0	4	10	1	0	.390	.667	1.057

League Championship Series Record

YEAR	CLUB	AVG	G	AB	R	H	2B	3B	HR	RBI	SH	SF	HB	BB	SO	SB	CS	OBP	SLG	OPS
2018	BOS vs. HOU	.385	4	13	4	5	0	0	1	6	0	0	0	2	5	0	0	.467	.615	1.082
2021	BOS vs. HOU	.292	6	24	7	7	0	0	3	6	0	0	0	3	2	0	0	.370	.667	1.037
LCS Totals		.324	10	37	11	12	0	0	4	12	5	0	0	5	7	0	0	.405	.649	1.054

World Series Record

YEAR	CLUB	AVG	G	AB	R	H	2B	3B	HR	RBI	SH	SF	HB	BB	SO	SB	CS	OBP	SLG	OPS
2018	BOS vs. LAD	.214	5	14	1	3	0	0	0	2	0	0	0	1	7	0	0	.267	.214	.481

All-Star Game Record

YEAR	CLUB	AVG	G	AB	R	H	2B	3B	HR	RBI	SH	SF	HB	BB	SO	SB	CS	OBP	SLG	OPS
2021	AL at COL	.500	1	2	0	1	1	0	0	0	0	0	0	0	0	0	0	.500	1.000	1.500
2022	AL at LAD	.000	1	0	0	0	0	0	0	0	0	0	0	1	0	0	0	1.000	.000	1.000
All-Star Game Totals		.500	2	2	0	1	1	0	0	0	0	0	0	1	0	0	0	.667	1.000	1.667

World Baseball Classic Record

YEAR	CLUB	AVG	G	AB	R	H	2B	3B	HR	RBI	SH	SF	HB	BB	SO	SB	CS	OBP	SLG	OPS
2023	Dominican Rep.	.125	4	16	1	2	0	0	0	0	0	0	0	2	4	0	0	.222	.125	.347

Career Fielding Record

POS	PCT.	G	GS	PO	A	E	TC	DP
2B	1.000	2	0	0	1	0	1	0
3B	.941	670	663	503	1252	110	1865	124
SS	-	1	0	0	0	0	0	0

Career Single-Game Highs

HITS: 6, 8/13/19 at CLE; **DOUBLES:** 4, 8/13/19 at CLE; **HOME RUNS:** 2, 12x, last 7/7/22 vs. NYY; **RBI:** 6, 2x, last 7/2/19 at TOR; **RUNS SCORED:** 3, 11x, last 5/26/22 at CWS; **WALKS:** 3, 2x, last 8/6/21 at TOR; **STRIKEOUTS:** 4, 2x, last 9/22/20 vs. BAL; **STOLEN BASES:** 1, 24x, last 9/13/22 vs. NYY; **HITTING STREAK:** 15, 9/29/21-4/18/22; **EJECTIONS (0)**

Home Run Notes

MULTI-HOME RUN GAMES (12); 2-HOME RUN GAMES (12): 8/14/17 vs. CLE; 5/4/18 at TEX; 9/26/18 vs. BAL-G1; 7/2/19 at TOR; 8/30/20 vs. WSH; 9/8/20 at PHI-G1; 4/11/21 at BAL; 7/23/21 vs. NYY; 8/29/21 at CLE; 10/3/21 at WSH; 5/21/22 vs. SEA; 7/7/22 vs. NYY; **LEADOFF (0); GRAND SLAMS (4):** 4/18/18 at LAA off Tyler Skaggs; 6/30/18 at NYY off Sonny Gray; 5/10/22 at ATL off Kyle Wright; 9/10/22 at BAL off Jordan Lyles; **PINCH-HIT (0); EXTRA-INNING (1):** 6/16/19 at BAL off Mychal Givens (10th); **GAME-ENDING (0); INSIDE-THE-PARK (0)**

Major League Firsts

GAME: 7/25/17 at SEA (started at 3B); **HIT:** 7/26/17 at SEA off Andrew Moore (HR, 3rd inning); **HOME RUN:** 7/26/17 at SEA off Andrew Moore (solo, 3rd inning); **GAME-ENDING RBI:** 4/11/19 vs. TOR off Ken Giles (single, 9th inning)

16 JARREN DURAN

OF

Bats: Left • **Throws:** Right • **Height:** 6-2 • **Weight:** 205

Opening Day Age: 26 • **MLB Service:** 155 days

Born: 9/5/1996 in Corona, CA

Acquired: Selected in the 7th round of the 2018 June Draft

Contract Status: Signed through 2023



The Rundown

- Is in his 6th professional season, his 4th in Major League Spring Training camp.
- Made his ML debut in 2021 (33 games) and appeared in 58 ML games during 2022.
- Led the Red Sox in sprint speed in both 2021 (29.3 ft./second) and 2022 (29.2).
- Began his professional career as a 2nd baseman, but transitioned to the outfield during his 1st season (2018)...Between the majors and minors, has made 323 starts in CF, 44 in RF, 20 at 2B, and 8 in LF.
- Is 113-for-144 (78.5%) in stolen base attempts during his career, including 9-for-11 in the majors.
- Played for Mexico in the 2023 World Baseball Classic.
- Began 2022 ranked by *Baseball America* as the No. 91 prospect in baseball...Was ranked as high as No. 37 in 2021...Also ranked one of the Sox' top 5 prospects entering 2020 (No. 5), 2021 (No. 5), and 2022 (No. 4).
- Rated by *Baseball America* as the fastest baserunner in the Sox organization entering 2019, 2021, and 2022, as well as the best athlete in 2019 and best hitter for average in 2020.

Additional Career Highlights

- Named an MiLB.com Organization All-Star 3 times: 2018, '19, and '21.
- Named by *Baseball America* the 2019 High Class A Player of the Year...Also recognized as a High Class A All-Star in 2019 and a Short-Season All-Star in 2018.
- Tabbed a 2019 Carolina League mid-season All-Star.
- Named the Red Sox' 2019 Minor League Base Runner of the Year after leading BOS farmhands with 46 steals... Also led Sox minor leaguers that season in hits (157), runs (90), and triples (tied, 8).
- Selected as a 2019 Arizona Fall League Fall Star.
- Played in the SiriusXM All-Star Futures Game on 7/7/19 at Progressive Field (1-for-2, SB).
- Named Carolina League Player of the Week for 5/12-18/19.
- Was leading all of MiLB in AVG (.387) and OBP (.456) at the time he was promoted to Double-A Portland on 6/3/19, and was hitting .404 through 5/30.
- Named Red Sox Minor League Base Stealer of the Month for July 2018, Base Runner of the Month for August/September 2018, and Hitter of the Month for May 2021.
- Has stolen multiple bases in a game 21 times.
- Was 1 of only 16 minor leaguers to steal at least 70 bases in 2018 and 2019 combined...Among that group, ranked 1st in AVG (.322) and triples (19).

LOVE AT FIRST SIGHT

Jarren made his MLB debut on 7/17/21 at Yankee Stadium, singling off Gerrit Cole on the first pitch he saw. He was the first Red Sox player to record a hit on the first pitch of his first big league plate appearance since 2010, when Daniel Nava (6/12 vs. PHI) and Yamaico Navarro (8/20 vs. TOR) both did so.

SPEED DEMON

In 2022, Duran ranked in MLB's 93rd percentile in sprint speed. He led the Red Sox in that statistic in both 2021 (29.3 feet per second) and 2022 (29.2). The MLB average is 27.0 feet per second, while 30.0 is considered elite.

A "bolt" is any run above 30.0 feet per second. Duran led the Red Sox with 14 bolts in 2022; all other members of the team combined for 10 bolts.

SEAL THE DEAL

During spring training in 2021, Jarren shared with MLB.com's Jon Paul Morosi that he once contemplated becoming a U.S. Navy SEAL. "I don't like to quit," Duran said. "That's a big thing when I've seen them. If you want to succeed, you can't quit. That inspired me. These guys just don't quit. They're winners. That's their thing: 'I'm going to win at everything I do.' ... The brotherhood they have is inseparable. It can't be compared to anybody, because you have to trust the person to your left and right with your life ... The hard work those guys do—and the great things they do for us—was a huge inspiration to me."

- Following the 2020 season, helped Caguas win the Puerto Rican Winter League title...Named MVP of the championship series...Also was named a Caribbean Series All-Star after helping lead Puerto Rico to the title game.
- Earned Red Sox Minor League Hitter of the Month honors for May 2021...Hit .278 (20-for-72) with a .991 OPS, 7 HR, and 12 RBI in 18 games...Named to MLB.com's Prospect Team of the Week for 5/10-16.
- Played for Team USA in the WBSC Americas Olympic Qualifier in May and June 2021 (7-for-19, 1 2B, 1 3B, 1 BB, 3 R, 1 SB).

2022 Highlights

- 🔴 Played in 58 ML games over 4 stints with BOS, hitting .221 (45-for-204) with 23 runs scored, 14 2B, 3 3B, 3 HR, and 17 RBI...Was 7-for-8 in stolen base attempts.
- 🔴 Appeared defensively in CF (48 GS) and RF (5 GS)...Also made 1 start at DH.
- 🔴 Led the Red Sox and ranked in MLB's 93rd percentile in sprint speed (29.2 feet/second).
- 🔴 Batted .370 (10-for-27) with 2 HR on the 1st pitch.
- 🔴 In his 54 starts with BOS, batted leadoff 39 times and either 8th or 9th 15 times.
- 🔴 Also played in 68 games for Triple-A Worcester, batting .283 with an .840 OPS (79-for-279, 16 2B, 6 3B, 10 HR)...Started 58 games in CF, 5 in LF, 2 in RF, and 3 at DH.
- 🔴 Tied for Worcester's team lead with 18 stolen bases.

2022 Timeline

- 🔴 Began the season with Worcester...Played in 15 games before his first MLB recall, batting .397 with a 1.116 OPS through 5/5 (23-for-58, 2 HR, 11 RBI, 7 SB).
- 🔴 Recalled by BOS on 5/6 and started in CF that day vs. CWS...Went 1-for-4 with a triple and a run scored...Optioned to Worcester following the game.
- 🔴 In his first 19 MLB games of the season (through 7/6), hit .325 with a .900 OPS (25-for-77, 11 XBH).
- 🔴 Recorded a 10-game hitting streak for Worcester from 5/22-6/2, then was recalled by BOS on 6/3.

- 🔴 Played in 56 of the Sox' 74 games from 6/4-8/26.
- 🔴 Optioned to Worcester following the Sox' game on 8/26, to make room for Trevor Story returning from the IL...Played his next 25 games with the WooSox.
- 🔴 Recalled by BOS for the final time on 9/30 and started in CF that day at TOR, his final MLB game of the season.

Personal

- 🔴 Full name is Jarren William Duran.
- 🔴 Played 3 seasons as a 2nd baseman at California State University, Long Beach (2016-18)...Left school ranked 4th in program history with 49 steals...Earned 2nd Team All-Big West honors in 2017...In 2018, led the conference in steals (17) and led LBSU in hits (67) and runs (42).
- 🔴 Graduated in 2015 from Cypress High School in CA.

In the Community

- 🔴 As part of the Red Sox Rookie Development Program, visited patients at Boston Children's Hospital on 1/15/20.
- 🔴 Took part in the Red Sox Holiday Caravan in December 2022, visiting children at Shriner's Children's Boston, Mass General Hospital for Children, and The BASE, a Roxbury based community organization that utilizes sports in a way to engage youth in a positive, success driven culture by providing athletic training, coaching, competition, and academic support.

Jarren Duran's Career Record

YEAR	CLUB	AVG	G	AB	R	H	2B	3B	HR	RBI	SH	SF	HB	BB	SO	SB	CS	OBP	SLG	OPS
2018	Lowell	.348	37	155	28	54	5	10	2	20	0	1	1	11	26	12	4	.393	.548	.941
	Greenville	.367	30	128	24	47	9	1	1	15	0	1	1	5	22	12	6	.396	.477	.872
2019	Salem	.387	50	199	49	77	13	3	4	19	0	1	3	23	44	18	5	.456	.543	.998
	Portland	.250	82	320	41	80	11	5	1	19	3	1	5	23	84	28	8	.309	.325	.634
2020																				
2021	Worcester	.258	60	244	46	63	11	2	16	36	0	1	8	30	66	16	3	.357	.516	.873
	BOSTON	.215	33	107	17	23	3	2	2	10	0	1	0	4	40	2	1	.241	.336	.578
2022	Worcester	.283	68	279	49	79	16	6	10	38	0	0	2	26	73	18	3	.349	.491	.840
	BOSTON	.221	58	204	23	45	14	3	3	17	0	1	4	14	63	7	1	.283	.363	.646
Major League Totals		.219	91	311	40	68	17	5	5	27	0	2	4	18	103	9	2	.269	.354	.623
Minor League Totals		.302	327	1325	237	400	65	27	34	147	3	4	20	118	315	104	29	.367	.469	.836

2018: Signed by the Boston Red Sox as a 7th-round selection in the June Draft (signed by Justin Horowitz); 2021: On the COVID-19 Related Injured List, 8/6-7 and 9/3-22

Wild Card Record

YEAR	CLUB	AVG	G	AB	R	H	2B	3B	HR	RBI	SH	SF	HB	BB	SO	SB	CS	OBP	SLG	OPS
2021	BOS vs. NYY	-	0	0	0	0	0	0	0	0	0	0	0	0	0	0	0	-	-	-

World Baseball Classic Record

YEAR	CLUB	AVG	G	AB	R	H	2B	3B	HR	RBI	SH	SF	HB	BB	SO	SB	CS	OBP	SLG	OPS
2023	Mexico	.000	6	5	0	0	0	0	0	0	0	0	0	0	2	2	0	.000	.000	.000

Career Fielding Record

POS	PCT.	G	GS	PO	A	E	TC	DP
OF	.994	85	79	179	1	1	181	1

Career Single-Game Highs

HITS: 4, 6/25/22 at CLE; DOUBLES: 1, 17x, last 8/25/22 vs. TOR; HOME RUNS: 1, 5x, last 8/9/22 vs. ATL; RBI: 3, 8/1/22 at HOU; RUNS SCORED: 3, 8/26/21 vs. MIN; WALKS: 1, 18x, last 8/19/22 at BAL; STRIKEOUTS: 4, 2x, last 7/17/22 at NYY; STOLEN BASES: 2, 2x, last 6/25/22 at CLE; HITTING STREAK: 5, 6/25-7/3/22; EJECTIONS (0)

Home Run Notes

MULTI-HOME RUN GAMES (0); LEADOFF (1): 7/1/22 at CHC off Adrian Sampson; GRAND SLAMS (0); PINCH-HIT (0); EXTRA-INNING (0); GAME-ENDING (0); INSIDE-THE-PARK (0)

Major League Firsts

GAME: 7/17/21 at NYY (start in CF); HIT: 7/17/21 at NYY off Gerrit Cole (single, 2nd inning); HOME RUN: 7/19/21 at TOR off Ross Stripling (2-run, 1st inning); GAME-ENDING RBI: N/A

18 ADAM DUVALL OF

Bats: Right • **Throws:** Right • **Height:** 6-1 • **Weight:** 233

Opening Day Age: 34 • **MLB Service:** 6 years, 151 days

Born: 9/4/1988 in Louisville, KY

Acquired: Signed as a free agent on 1/24/2023

Contract Status: Signed through 2023



The Rundown

Is in his 14th professional season, his 10th in the majors and 1st with the Red Sox.

Has hit 163 HR in 830 career games for SF (2014), CIN (2015-18), ATL (2018-20, '21-22), and MIA (2021).

Has made 6 Opening Day rosters (2016-18, '20-22).

Originally selected by the Giants in the 11th round of the 2010 MLB First-Year Player Draft.

Is a 4-time Gold Glove Award finalist (2016-18, '21), winning the award as an OF in 2021.

Won the 2021 World Series with the Braves.

In 2016, selected as an NL All-Star by players, managers, and coaches and participated in the Home Run Derby.

Has made 513 starts in LF, 93 in RF, 68 in CF, 27 at 1B, 3 at DH, and 1 at 3B.

Received CIN's 2017 Heart & Hustle Award, given annually by the MLB Players Alumni Association to 30 players who demonstrate a passion for and best embody the values, spirit and tradition of the game.

Additional Career Highlights

Recorded at least 10 OF assists twice: 15 in 2017 with CIN and 12 in 2021 with ATL...His 15 assists in 2017 were the most by a CIN outfielder since Pete Rose in 1973 (15).

In 2021, hit a career-high 38 HR and led the NL with 113 RBI...Hit 9 three-run HR in 2021, 2nd most in the majors behind Rafael Devers (10).

Recorded a career-best 16-game hitting streak during September 2021 (9/1-20)...Also that month, collected an XBH in 7 consecutive games from 9/2-9.

Had 3 HR and 9 RBI on 9/9/20 vs. MIA...Was the 1st ATL player with 9+ RBI in a game since Tony Cloninger on 7/3/66...Became the 1st player in MLB history to hit a 2-run HR, 3-run HR, and grand slam in a game in that order.

In 2018, led NL left fielders with 17 defensive runs saved.

In 2017, became the 9th player in CIN franchise history to record at least 35 2B and 30 HR in a season (Nick Castellanos became the 10th in 2021).

In 2016, became the 13th Reds player to record 30+ HR, 30+ 2B, and 100+ RBI in a single season...Joey Votto (2017) and Nick Castellanos (2021) later joined that group.

Recorded 20+ HR, 20+ 2B, and 60+ RBI prior to the All-Star Game in 2016 and '17...The only other CIN batters to reach those totals prior to the All-Star Game are Johnny Bench (1970, '77) and Gus Bell (1953).

Made his ML debut on 6/26/14 with SF vs. CIN, starting at 1B...His 1st career hit was a solo HR in the 7th inning off Mike Leake...Duvall and Leake were traded for each other as part of a 3-player trade between SF and CIN in 2015.

DUVALL'S SEASONS WITH 30+ HR AND 95+ RBI

Season	Team	HR	RBI
2016	CIN	33	103
2017	CIN	31	99
2021	ATL	38	113

HIGHWAY 475

Since the start of 2021, only 17 HR have had a projected distance of 475+ feet, according to Statcast. Duvall has accounted for 2 of those: a 483-foot homer on 9/20/21 at ARI and a 477-foot shot on 9/2/21 at COL.

MOST DEFENSIVE RUNS SAVED AMONG NL OUTFIELDERS, 2016-2022

Rk.	Player (Teams)	DRS
1.	Adam Duvall (CIN, ATL, MIA)	59
2.	Jason Heyward (CHC)	50
3.	Lorenzo Cain (MIL)	49

MOST ASSISTS AMONG NL OUTFIELDERS, 2016-2022

Rk.	Player (Teams)	A
1.	Starling Marte (5 teams)	64
2.	Adam Duvall (CIN, ATL, MIA)	48
3.	Charlie Blackmon (COL)	41

FENWAY FOUR-PACK

In 2020, Duvall hit 4 HR during a 3-game series at Fenway Park while playing for the Braves. After homering once on 8/31, he hit 3 HR on 9/2. His 2nd career 3-HR game came just one week later on 9/9 vs. MIA.

LONGEST HOME RUNS IN THE STATCAST ERA, ATLANTA BRAVES

Rk.	Player	Game	Dist.
1.	Ronald Acuña Jr.	9/25/20 vs. BOS	495 ft.
2.	Adam Duvall	9/20/21 at ARI	483 ft.
3.	Ronald Acuña Jr.	4/27/21 vs. CHC	481 ft.
4.	Marcell Ozuna	4/29/21 vs. CHC	479 ft.
5.	Adam Duvall	9/2/21 at COL	477 ft.

MOST HOME RUNS AMONG MLB OUTFIELDERS, 2020-2022

Rk.	Player	HR
1.	Aaron Judge	110
2.	Kyle Schwarber	89
3.	Mookie Betts	74
4.	Teoscar Hernández	73
5.	Yordan Alvarez	71
T6.	Juan Soto	69
T6.	Kyle Tucker	69
8.	Hunter Renfroe	68
9.	Joey Gallo	67
T10.	Adam Duvall	66
T10.	Bryce Harper	66

MOST 3-RUN HOME RUNS IN THE MAJORS, 2016-2022

Rk.	Player	HR
1.	Nolan Arenado	30
2.	J.D. Martinez	28
3.	Eugenio Suárez	27
4.	Kyle Seager	26
T5.	Adam Duvall	25
T5.	Bryce Harper	25
T5.	José Ramírez	25
T5.	Gary Sánchez	25

Postseason Highlights

🔥 Has appeared in 27 Postseason games, all with ATL from 2019-21...Was also on SF's 2014 Wild Card roster but did not appear in the club's game against PIT.

🔥 Has made 15 starts in CF and 8 in LF...Also played 8 games in RF...Recorded 2 OF assists, each from LF.

🔥 Started each of ATL's 16 games in 2021, including all 6 World Series games...During the 2021 championship run, hit .220 (13-for-59) with 3 HR and 10 RBI...Hit 2 HR with 6 RBI in 6 games during the World Series.

🔥 His grand slam during the 1st inning in Game 5 of the 2021 World Series was the 21st in Fall Classic history, the 1st since HOU's Alex Bregman (Game 4 in 2019)...It was only the 3rd to occur in the 1st inning, joining NYY's Bobby Richardson (Game 3 in 1960) and CLE's Elmer Smith (Game 5 in 1920)...It was the 2nd grand slam in ATL World Series history, joining Lonnie Smith (Game 2 in 1992).

Minor League Highlights

🔥 Ranked by *Baseball America* as one of SF's top prospects in 2012 (No. 28), 2013 (No. 11), and 2015 (No. 13)...Rated as the best power hitter in the SF system in 2013.

🔥 Began 2015 with Sacramento, where he led the Pacific Coast League in HR (25) and total bases (218) at the time he was acquired by CIN on 7/30.

🔥 In 2015, received Pacific Coast League Player of the Week honors during April and was named the league's Player of the Month for July.

🔥 Selected as a *Baseball America* Triple-A All-Star in 2014 with Fresno...Had 27 HR and 90 RBI in only 98 games.

🔥 Tabbed Eastern League Player of the Week in 2013 for 4/4-14 with Double-A Richmond.

🔥 Named a 2012 California League All-Star with Single-A San Jose after establishing a single-season club record with 30 HR...Led all Single-A batters in HR and became the 5th player in club history to record at least 100 RBI.

🔥 Played for Margarita in the Venezuelan Professional Baseball League during the 2013 and '14 offseasons.

2022 Highlights

🔥 Played 86 games for ATL, batting .213 (61-for-287) with 16 2B, 1 3B, 12 HR, and 36 RBI.

🔥 Placed on the IL with a left wrist sprain on 7/24 and missed the remainder of the season...Underwent surgery to repair a torn tendon sheath in his left wrist.

🔥 Made 43 starts in CF, 26 in LF, and 11 in RF.

🔥 Posted a .233/.282/.562/.844 batting line against LHP (17-for-73, 6 2B, 6 HR, 5 BB).

🔥 Reached base safely in a season-best 8 consecutive games from 4/10-17 (9-for-28, 2 BB, 1 HBP).

🔥 In 34 games from 6/4-7/23, batted .255 (28-for-110) with a .935 OPS, 8 2B, 1 3B, 10 HR, and 20 RBI.

🔥 Hit 2 HR on 6/12 vs. PIT, his 11th career multi-HR game.

🔥 Homered in back-to-back games on 6/29-30 at PHI.

🔥 Missed 3 games on the paternity list from 7/8-10.

🔥 On 7/23 vs. LAA, was removed from the game after jamming his left wrist against the wall while pursuing a foul ball hit by Shohei Ohtani in the 1st inning...Missed the remainder of the season.

Personal

🔥 Full name is Adam Lynn Duvall.

🔥 He and his wife, Michelle, have two children.

🔥 Played collegiately at Western Kentucky University (2007), Chipola College (2008), and the University of Louisville (2009-10)...Was primarily an infielder.

🔥 In the summer of 2009, played for Sanford of the New England Collegiate Baseball League.

🔥 Graduated from Butler (KY) High School...As a junior, suffered a cracked lower vertebrae while making a diving catch...Finished that season but then had surgery and missed his senior year as well as part of his freshman year at Western Kentucky.

Adam Duvall, Continued

Adam Duvall's Career Record

YEAR	CLUB	AVG	G	AB	R	H	2B	3B	HR	RBI	SH	SF	HB	BB	SO	SB	CS	OBP	SLG	OPS
2010	Salem-Keizer	.245	54	192	30	47	10	1	4	18	3	1	7	14	45	2	3	.318	.370	.688
2011	Augusta	.285	116	431	69	123	30	4	22	87	1	5	14	59	98	4	4	.385	.527	.912
2012	San Jose	.258	134	534	101	138	24	4	30	100	1	6	10	47	116	8	2	.327	.487	.814
2013	Richmond	.249	105	385	60	96	22	4	17	58	2	3	5	35	72	2	1	.318	.460	.778
2014	Fresno	.298	91	359	66	107	21	2	27	90	0	0	5	30	82	2	0	.360	.593	.953
2015	SAN FRANCISCO	.192	28	73	8	14	2	0	3	5	0	0	1	3	20	0	0	.234	.342	.576
	Sacramento	.281	100	402	60	113	25	2	26	80	0	6	4	25	91	4	1	.325	.547	.872
	Louisville	.189	25	95	11	18	4	0	4	7	0	0	3	6	23	1	0	.260	.358	.618
2016	CINCINNATI	.219	27	64	6	14	2	0	5	9	0	0	3	6	26	0	0	.306	.484	.790
	CINCINNATI	.241	150	552	85	133	31	6	33	103	0	8	6	41	164	6	5	.297	.498	.795
2017	CINCINNATI	.249	157	587	78	146	37	3	31	99	0	11	10	39	170	5	3	.301	.480	.781
2018	CINCINNATI	.205	105	331	40	68	19	0	15	61	0	1	4	34	100	2	2	.286	.399	.685
2019	ATLANTA	.132	33	53	8	7	1	0	0	0	0	0	1	3	17	0	0	.193	.151	.344
	Gwinnett	.266	101	369	74	98	20	4	32	93	0	2	10	48	86	1	0	.364	.602	.966
2020	ATLANTA	.267	41	120	17	32	4	1	10	19	0	1	2	7	39	0	0	.315	.567	.882
2020	ATLANTA	.237	57	190	34	45	8	0	16	33	0	1	3	15	54	0	0	.301	.532	.833
2021	MIAMI	.229	91	314	41	72	10	1	22	68	0	3	7	21	105	5	0	.277	.478	.755
2022	ATLANTA	.226	55	199	26	45	7	1	16	45	0	0	3	14	69	0	0	.287	.513	.800
	ATLANTA	.213	86	287	39	61	16	1	12	36	0	2	5	21	101	0	2	.276	.401	.677
Major League Totals		.230	830	2770	382	637	137	13	163	478	0	27	38	204	865	18	12	.289	.465	.754
Minor League Totals		.267	726	2767	471	740	156	21	162	533	7	23	58	264	613	24	11	.341	.515	.856

2010: Signed by the San Francisco Giants as an 11th-round selection in the First-Year Player Draft (signed by Kevin Christman); **2015:** Acquired by the Cincinnati Reds with RHP Keury Mella in exchange for RHP Mike Leake, 7/30; **2018:** Acquired by the Atlanta Braves in exchange for RHP Lucas Sims, RHP Matt Wisler, and RHP Preston Tucker, 7/31; **2021:** Signed by the Miami Marlins as free agent, 2/17; Acquired by the Atlanta Braves in exchange for C Alex Jackson, 7/30; **2022:** On the injured list with a left wrist sprain, 7/24 through end of season; **2023:** Signed by the Boston Red Sox as a free agent, 1/24

Postseason Record

AVG	G	AB	R	H	2B	3B	HR	RBI	SH	SF	HB	BB	SO	SB	CS	OBP	SLG	OPS
.200	27	90	7	18	1	1	5	18	0	1	1	5	32	0	0	.247	.400	.647

Wild Card Record

YEAR	CLUB	AVG	G	AB	R	H	2B	3B	HR	RBI	SH	SF	HB	BB	SO	SB	CS	OBP	SLG	OPS
2020	ATL vs. CIN	.125	2	8	1	1	0	0	1	2	0	0	0	1	6	0	0	.222	.500	.722

Division Series Record

YEAR	CLUB	AVG	G	AB	R	H	2B	3B	HR	RBI	SH	SF	HB	BB	SO	SB	CS	OBP	SLG	OPS
2019	ATL vs. STL	.273	5	11	2	3	0	0	1	5	0	0	0	1	5	0	0	.333	.545	.878
2020	ATL vs. MIA	.083	3	12	0	1	1	0	0	1	0	0	0	0	5	0	0	.083	.167	.250
2021	ATL vs. MIL	.286	4	14	0	4	0	1	0	0	0	0	1	1	2	0	0	.375	.429	.804
Division Series Totals		.216	12	37	2	8	1	1	1	6	0	0	1	2	12	0	0	.275	.378	.653

League Championship Series Record

YEAR	CLUB	AVG	G	AB	R	H	2B	3B	HR	RBI	SH	SF	HB	BB	SO	SB	CS	OBP	SLG	OPS
2020	ATL vs. LAD	-	1	0	0	0	0	0	0	0	0	0	0	0	0	0	0	-	-	-
2021	ATL vs. LAD	.190	6	21	2	4	0	0	1	4	0	1	0	1	9	0	0	.217	.333	.550
LCS Totals		.190	7	21	2	4	0	0	1	4	0	1	0	1	9	0	0	.217	.333	.550

World Series Record

YEAR	CLUB	AVG	G	AB	R	H	2B	3B	HR	RBI	SH	SF	HB	BB	SO	SB	CS	OBP	SLG	OPS
2021	ATL vs. HOU	.208	6	24	2	5	0	0	2	6	0	0	0	1	5	0	0	.240	.458	.698

All-Star Game Record

YEAR	CLUB	AVG	G	AB	R	H	2B	3B	HR	RBI	SH	SF	HB	BB	SO	SB	CS	OBP	SLG	OPS
2016	NL at SD	.000	1	1	0	0	0	0	0	0	0	0	0	1	0	0	0	.500	.000	.500

Career Fielding Record

POS	PCT.	G	GS	PO	A	E	TC	DP
1B	.993	43	27	257	22	2	281	24
3B	1.000	5	1	1	2	0	3	0
OF	.982	756	674	1,302	48	25	1,375	6

Career Single-Game Highs

HITS: 4, 4x, last 4/13/21 at ATL; **DOUBLES:** 3, 4/30/17 at STL; **HOME RUNS:** 3, 2x, last 9/9/20 vs. MIA; **RBI:** 9, 9/9/20 vs. MIA; **RUNS SCORED:** 5, 9/9/20 vs. MIA; **WALKS:** 3, 3x, last 8/18/21 at MIA; **STRIKEOUTS:** 4, 6x, last 8/7/21 vs. WSH; **STOLEN BASES:** 1, 18x, last 6/19/21 at CHC; **HITTING STREAK:** 16, 9/1-20/21; **EJECTIONS (0)**

Home Run Notes

MULTI-HOME RUN GAMES (11): 3-HOME RUN GAMES (2): 9/2/20 at BOS; 9/9/20 vs. MIA; 2-HOME RUN GAMES (9): 5/30/16 at COL; 7/26/16 at SF; 9/26/16 at STL; 5/28/17 at PHI; 7/30/19 at WSH; 4/13/21 at ATL; 6/18/21 at CHC; 6/21/19 at CHC; 6/12/22 vs. PIT; **LEADOFF (0); GRAND SLAMS (5):** 4/18/17 vs. BAL off Kevin Gausman; 5/30/18 at ARI off Patrick Corbin; 6/13/18 at KC off Jason Adam; 9/9/20 vs. MIA off Josh A. Smith; 6/18/21 at CHC off Zach Davies; **PINCH-HIT (6):** 9/28/14 vs. SD off Tim Stauffer; 8/31/15 at CHC off Justin Grimm; 8/16/17 at CHC off Carl Edwards Jr.; 9/7/20 vs. MIA off Brandon Kintzler; 4/3/21 vs. TB off Collin McHugh; 7/21/21 vs. SD-G2 off Daniel Hudson; **EXTRA-INNING (3):** 5/9/18 vs. NYM (10th inning); 9/29/19 at NYM (11th inning); 6/4/22 at COL (11th inning); **GAME-ENDING (1):** 5/9/18 vs. NYM off AJ Ramos (10th inning); **INSIDE-THE-PARK (0)**

Major League Firsts

GAME: 6/26/14 vs. CIN (started at 1B); **HIT:** 6/26/14 vs. CIN off Mike Leake (home run, 7th inning); **HOME RUN:** 6/26/14 vs. CIN off Mike Leake (solo, 7th inning); **GAME-ENDING RBI:** 7/19/17 vs. ARI off T.J. McFarland (single, 11th inning)

32 JAKE FARIA

RHP

Bats: Right • **Throws:** Right • **Height:** 6-4 • **Weight:** 238

Opening Day Age: 29 • **MLB Service:** 2 years, 91 days

Born: 7/30/1993 in La Palma, CA

Acquired: Signed as a minor league free agent on 2/3/2023

Contract Status: Signed through 2023



Non-Roster Invitee

Career Highlights

- Is in his 13th professional season, his 1st in the Red Sox organization.
- Originally signed by the Rays as a 10th-round selection in the 2011 First-Year Player Draft.
- Has pitched in 72 MLB games (29 starts) for the Rays (2017-19), Brewers (2019), and Diamondbacks (2021)... Has also pitched in the Angels and Twins organizations.
- Made the Rays' 2018 Opening Day roster.
- Named the Rays' 2017 Outstanding Rookie by the Tampa Bay Chapter of the BBWAA after going 5-4 with a 3.43 ERA (33 ER/86.2 IP) in 16 outings (14 starts)... Allowed 3 runs or fewer in 12 of his 14 starts.
- Went 4-0 with a 2.00 ERA in his first 7 MLB outings (10 ER/45.0 IP), all quality starts (see table on right).
- Pitched in the Rays' 2018 spring training finale on 3/27 vs. DET...Allowed 0 hits in 6.0 IP in a no-decision.
- Invited to ML Spring Training camp as a non-roster invitee in 2020 (ML), 2021 (LAA), and 2022 (MIN).

Minor League Career Highlights

- Entered 2016 and 2017 ranked by *Baseball America* as the Rays' No. 8 prospect.
- Recognized by the Rays' Baseball Operations department as his team's MVP in 2013 (Rookie-level Princeton) and 2015 (High-A Charlotte).
- Named an All-Star by the Midwest League (2014 mid-season), Florida State League (2015 mid- and post-season), and Southern League (2016 mid-season)...Started the 2015 FSL All-Star Game and threw a perfect 1st inning.
- In 2015, named FSL Most Valuable Pitcher and tabbed a *Baseball America* High Class A All-Star and an MiLB.com organization All-Star.
- In 2015, led all minor leaguers in wins by going 17-4 with a 1.92 ERA (32 ER/149.2 IP) between High-A Charlotte and Double-A Montgomery, tying the Rays organization's single-season wins record (also Heath Rollins-2007).
- Named Rays Minor League Pitcher of the Month for June 2015...On 7/4/15 for Double-A Montgomery vs. Biloxi, threw 7.0 no-hit innings and recorded a career-high 14 SO...The no-hitter was broken up in the 8th against the bullpen.

FARIA'S FIRST 7 MLB OUTINGS

Game	Stats
6/7/17 vs. CWS	W, 6.1 IP, 1 ER, 2 BB, 5 SO
6/13/17 at TOR	W, 6.1 IP, 1 ER, 1 BB, 8 SO
6/18/17 at DET	W, 7.0 IP, 1 ER, 1 BB, 9 SO
6/24/17 vs. BAL	ND, 6.0 IP, 3 ER, 1 BB, 7 SO
6/30/17 at BAL	ND, 6.2 IP, 2 ER, 0 BB, 6 SO
7/6/17 vs. BOS	W, 6.0 IP, 1 ER, 4 BB, 2 SO
7/14/17 at LAA	ND, 6.2 IP, 1 ER, 2 BB, 4 SO
Totals:	4-0, 2.00 ERA, 11 BB, 41 SO

Jake made his MLB debut in 2017 with the Rays and recorded a quality start in each of his first 7 outings.

- Is 1 of only 9 pitchers in the Live Ball Era to record a quality start in each of their first 7 MLB outings (and is the most recent pitcher to do so).
- Is 1 of only 4 pitchers in the Live Ball Era to throw 6.0+ innings, allow 1 or 0 runs, and earn the win in each of their first 3 MLB outings (and is the most recent pitcher to do so).
- Is 1 of only 2 pitchers in the Live Ball Era to record at least 35 SO and issue 5 BB or fewer in his first 5 MLB outings (also Félix Hernández in 2005).

2022 Highlights

- Attended ML Spring Training camp with the Twins as a non-roster invitee.
- Pitched in 12 games (9 starts) for Triple-A St. Paul.
- Threw 5.0+ innings and allowed 2 ER or fewer in consecutive outings on 6/4 at Iowa (6.0 IP, 2 ER) and 6/12 vs. Rochester (5.0 IP, 1 ER), then made his final appearance on 6/19 at Columbus (1.2 IP, 6 ER).
- Released by MIN on 6/23 and did not pitch for the remainder of the season.

Jake
Faria

Jake Faria, Continued

Personal

- Full name is Jacob Daniel Faria (fuh-REE-uh).
- Married his wife, Jessica, in 2018 in Newport Beach, CA...The couple attended Gahr High School together (Cerritos, CA)...The couple had an In-N-Out truck arrive towards the end of the wedding reception.
- Grew up an Angels fan in La Palma, CA...Modeled his pitching delivery after Jered Weaver in high school.
- His last name is Portuguese in origin...His paternal grandfather, Joe, came to the U.S. in 1959; the family returned to Portugal in 2005 to visit Joe's childhood home...Jake's maternal grandparents immigrated from Cuba in the 1960s.
- Has kept his grandfather's old work shirt with him during the season since 2015; it hangs in his locker to remember his grandfather's hard work and sacrifice.

In the Community

- Earned the 2014 Erik Walker Community Champion Award, which annually recognizes a Rays minor leaguer who exemplifies teamwork, sportsmanship and community involvement...The Rays Baseball Foundation made a \$2,500 donation in Faria's name to his chosen charity, Sammy's Superheroes, which funds pediatric cancer research.

Jake Faria's Career Record

YEAR	CLUB	W-L	ERA	G-GS	CG-SHO	SV	IP	H	R	ER	HR	HB	BB	SO	SO/9	WHIP	AVG
2011	GCL Rays	0-1	2.87	6-2	0-0	0	15.2	15	6	5	1	0	1	14	8.05	1.02	.250
2012	Princeton	3-4	5.14	13-5	0-0	0	42.0	44	25	24	6	4	9	34	7.29	1.26	.272
2013	Princeton	3-3	2.02	12-12	0-0	0	62.1	53	21	14	2	2	9	71	10.25	0.99	.227
2014	Bowling Green	7-9	3.46	23-23	1-1	0	119.2	113	60	46	9	3	32	107	8.05	1.21	.248
2015	Charlotte	10-1	1.33	12-10	0-0	0	74.1	51	13	11	1	0	22	63	7.63	0.98	.199
	Montgomery	7-3	2.51	13-13	0-0	0	75.1	52	25	21	5	1	30	96	11.47	1.09	.194
2016	Montgomery	1-6	4.21	14-14	0-0	0	83.1	64	39	39	5	1	36	93	10.04	1.20	.211
	Durham	4-4	3.72	13-13	0-0	0	67.2	46	31	28	7	1	32	64	8.51	1.15	.190
2017	Durham	6-1	3.07	11-11	0-0	0	58.2	44	23	20	7	1	22	84	12.89	1.13	.204
	TAMPA BAY	5-4	3.43	16-14	0-0	0	86.2	71	35	33	11	5	31	84	8.72	1.18	.225
2018	Charlotte	0-0	4.50	1-1	0-0	0	2.0	2	1	1	1	0	1	0	0.00	1.50	.286
	Durham	2-1	4.60	7-5	0-0	0	29.1	25	19	15	5	0	13	28	8.60	1.30	.227
2019	TAMPA BAY	4-4	5.40	17-12	0-0	0	65.0	60	39	39	9	3	33	50	6.92	1.43	.248
	Durham	6-2	4.07	23-7	0-0	1	59.2	55	29	27	8	0	26	74	11.16	1.36	.246
	San Antonio	1-1	2.35	6-0	0-0	0	7.2	8	2	2	1	0	5	8	9.40	1.70	.276
	TAMPA BAY	0-0	2.70	7-0	0-0	0	10.0	10	3	3	2	0	7	11	9.90	1.70	.250
	MILWAUKEE	0-1	11.42	9-0	0-0	0	8.2	18	12	11	3	1	5	8	8.31	2.65	.439
2020							Did Not Pitch										
2021	Salt Lake City	3-2	5.65	7-7	0-0	0	36.2	41	23	23	7	0	15	46	11.30	1.53	.281
	ARIZONA	0-0	5.51	23-3	0-0	0	32.2	39	21	20	5	2	13	32	8.82	1.59	.285
2022	St. Paul	1-2	7.48	12-9	0-0	0	43.1	52	40	36	9	4	27	39	8.10	1.82	.297
Major League Totals		9-9	4.70	72-29	0-0	0	203.0	198	110	106	30	11	89	185	8.20	1.41	.255
Minor League Totals		54-40	3.61	173-132	1-1	1	777.2	665	357	312	74	17	280	821	9.50	1.22	.230

2011: Signed by the Tampa Bay Rays as a 10th-round selection in the June Draft (signed by Jake Wilson); **2017:** On injured list with an abdominal strain; 8/20-9/15; **2018:** On injured list with a strained left oblique; 5/23-8/1; **2019:** Acquired by the Milwaukee Brewers in exchange for 1B Jesus Aguilar; 7/31; **2020:** Signed by the Los Angeles Angels as a minor league free agent; 11/23; **2021:** Signed by the Arizona Diamondbacks as a free agent, 6/19; Signed by the Minnesota Twins as a minor league free agent, 12/1; **2023:** Signed by the Boston Red Sox as a minor league free agent, 2/8

Career Single-Game Highs

INNINGS: 8.0, 4/30/18 at DET; **STRIKEOUTS:** 9, 2x, last 8/4/17 vs. MIL; **HITS:** 8, 5/11/18 at BAL; **RUNS:** 8, 4/7/18 at BOS; **WALKS:** 5, 4/7/18 at BOS; **HOME RUNS:** 2, 4x, last 9/14/21 at LAD; **SCORELESS INNINGS STREAK:** 11.0, 4/30-5/5/18; **EJECTIONS (0)**

Major League Firsts

APPEARANCE: 6/7/17 vs. CWS (6.1 IP, start); **STRIKEOUT:** 6/7/17 vs. CWS (Avisail Garcia, looking); **WIN:** 6/7/17 vs. CWS (6.1 IP); **SAVE:** N/A

63 DURBIN FELTMAN

RHP

Bats: Right • **Throws:** Right • **Height:** 6-0 • **Weight:** 211

Opening Day Age: 25 • **MLB Service:** None

Born: 4/18/1997 in Houston, TX

Acquired: Selected in the 3rd round of the 2018 June Draft

Contract Status: Signed through 2023



Non-Roster Invitee

Career Highlights

- Is in his 6th professional season, his 3rd in ML Spring Training camp (also 2021-22).
- Each of his 144 career appearances has been in relief.
- Recognized by the Red Sox as the organization's 2021 Minor League Relief Pitcher of the Year, when he went 8-1 with a 2.96 ERA (17 ER/51.2 IP) and 1.06 WHIP between Double-A Portland and Triple-A Worcester.
- Has averaged 10.72 SO/9.0 IP in his pro career.
- Posted a 1.93 ERA (5 ER/23.1 IP) with 36 SO and 5 BB in his pro debut (2018), striking out 3 batters over 1.0 IP on 4 occasions...Allowed 0 hits in his first 4 pro outings with Short-A Lowell (4.0 IP, 0 H, 0 BB, 7 SO).
- Entered 2019 ranked by *Baseball America* as the Red Sox' No. 11 prospect, and as having the best fastball and best secondary pitch in the system.

2022 Highlights

- Spent the entire season with Triple-A Worcester... Ranked T-2nd on the team in pitching appearances (40).
- Finished 14 games and was 1-for-4 in save opportunities.
- Began the season with back-to-back perfect outings of 1.0 IP on 4/6 and 4/9 at Jacksonville.
- Recorded 20 SO and only 2 BB in April and May, before totaling 36 SO and 22 BB for the remainder of the season.
- Allowed only 1 run over 6.0 IP in September (1.50 ERA), after posting an ERA above 7.00 in each month from May-August...Held opponents to a .105 AVG in September (2-for-19, 5 BB, 8 SO).
- Ended his season with a perfect 7th inning on 9/24 vs. Syracuse (3 groundouts).
- Following the season, helped to lead the club's inaugural "Thank You Care-A-Van" from 9/29-10/1.

THANK YOU, WORCESTER!

Following the 2022 season, Durbin joined teammate Ryan Fitzgerald on the WooSox' inaugural "Thank You Care-A-Van" from 9/29-10/1. Among their many good deeds, the players read to children at Elm Park Elementary School, distributed food to the city's homeless population, and played games with kids at the Boys & Girls Club of Worcester. "Worcester was an awesome city to pitch in all season long," Feltman said, "and being able to give back for a few days after our season ended was the perfect way to begin the off-season."

Personal

- Full name is Durbin Sanders Feltman.
- Graduated from Oak Ridge High School.
- Served as Texas Christian University's closer from 2016-18, tying the school's all-time saves record (32) and setting the single-season mark in 2017 (17).
- Named to the 2016 Big 12 All-Freshman Team, the 2017 Academic All-Big 12 First Team, and 2018 All-Big 12 First Team.
- Ranked by *Baseball America* as the No. 94 prospect available in the 2018 MLB Draft.
- Named to *Baseball America's* 2018 All-America Third Team after averaging 15.9 SO/9.0 IP and posting a 0.74 ERA (2 ER/24.1 IP) with 43 SO and 6 BB in 18 games.
- Pitched for Falmouth in the Cape Cod Baseball League in 2017...Posted a 1.69 ERA (1 ER/5.1 IP) with 10 SO in 5 relief appearances.

Durbin Feltman's Career Record

YEAR	CLUB	W-L	ERA	G-GS	CG-SHO	SV	IP	H	R	ER	HR	HB	BB	SO	SO/9	WHIP	AVG
2018	Lowell	0-0	0.00	4-0	0-0	0	4.0	0	0	0	0	0	0	7	15.75	0.00	.000
	Greenville	0-1	2.57	7-0	0-0	3	7.0	6	3	2	0	0	1	14	18.00	1.00	.214
	Salem	1-0	2.19	11-0	0-0	1	12.1	12	3	3	0	1	4	15	10.95	1.30	.261
2019	Portland	2-3	5.26	43-0	0-0	5	51.1	42	31	30	8	2	31	54	9.47	1.42	.223
2020							Did Not Play										
2021	Portland	6-0	3.29	22-0	0-0	1	27.1	23	11	10	5	0	10	37	12.18	1.21	.228
	Worcester	2-1	2.59	17-0	0-0	1	24.1	18	7	7	3	0	4	25	9.25	0.90	.200
2022	Worcester	3-5	7.63	40-0	0-0	1	48.1	53	44	41	12	1	24	56	10.43	1.59	.272
Minor League Totals		14-10	4.79	144-0	0-0	12	174.2	154	99	93	28	4	74	208	10.72	1.31	.233

2018: Signed by the Boston Red Sox as a 3rd-round selection (100th overall) in the June Draft (signed by Brandon Agamennone)

Durbin
Feltman

73 RYAN FITZGERALD

INF/OF

Bats: Left • **Throws:** Right • **Height:** 6-0 • **Weight:** 186

Opening Day Age: 28 • **MLB Service:** None

Born: 6/17/1994 in Hinsdale, IL

Acquired: Signed as a non-drafted free agent on 5/8/2018

Contract: Signed through 2023



Non-Roster Invitee

Career Highlights

- Is in his 7th professional season, his 2nd in ML Spring Training camp (also 2022).
- Has appeared at each defensive position other than pitcher and catcher during his professional career...Has made 297 starts at SS, 53 at 3B, 39 at 2B, and 9 at 1B, as well as 14 in RF, 9 in LF, and 9 in CF.
- Named an MiLB.com Organization All-Star in 2021, when he led Red Sox minor leaguers in XBH (52) and recorded an .862 OPS...Made both his Double-A and Triple-A debuts in 2021; led Portland in doubles (30), triples (tied, 3), and XBH (46).
- Named 2019 Red Sox Minor League Defensive Player of the Year after serving as High-A Salem's primary SS.
- Selected as a Carolina League mid- and post-season All-Star with High-A Salem in 2019...Led Salem in 2019 in games (127), runs (63), hits (125), doubles (25), triples (7), and walks (51).
- Played one season (2017) with the Gary SouthShore RailCats of the independent American Association before signing with the Red Sox as a non-drafted free agent.

2022 Highlights

- Led Worcester in games (127) and RBI (72) and ranked 2nd in runs (tied, 55), hits (99), doubles (26), and triples (4)...Also hit 16 HR.
- Won Worcester's Community Spirit Award.
- Hit 4 HR in his first 4 games of the season, going 8-for-14 (.571) with 7 RBI and 6 runs scored.
- In 46 games through May, was hitting .291 with 41 RBI and a .913 OPS (50-for-172, 9 2B, 4 3B, 10 HR)...Was 1 of 13 minor leaguers with 10+ HR and 40+ RBI through May.
- In his remaining 81 games (beginning 6/1), hit .175 with a .578 OPS (49-for-280, 17 2B, 6 HR).
- Following the season, helped to lead the club's inaugural "Thank You Care-A-Van" from 9/29-10/1.

Ryan Fitzgerald's Career Record

YEAR	CLUB	AVG	G	AB	R	H	2B	3B	HR	RBI	SH	SF	HB	BB	SO	SB	CS	OBP	SLG	OPS
2017	Gary (IND)	.239	84	289	39	69	12	6	7	20	2	1	3	23	64	8	2	.301	.394	.695
2018	Greenville	.274	80	318	44	87	9	3	8	38	1	1	2	29	70	5	3	.337	.396	.733
2019	Salem	.271	127	461	63	125	25	7	3	65	0	9	6	51	107	11	10	.345	.375	.721
2020									Did Not Play											
2021	Portland	.271	95	321	46	87	30	3	13	49	0	3	8	33	68	4	4	.351	.505	.856
	Worcester	.262	13	42	9	11	2	1	3	9	0	0	1	4	13	0	1	.340	.571	.911
2022	Worcester	.219	127	452	55	99	26	4	16	72	1	8	10	49	135	6	5	.304	.400	.704
Minor League Totals		.257	442	1594	217	409	92	18	43	233	2	21	27	166	393	26	23	.333	.418	.751
Independent Lg. Totals		.239	84	289	39	69	12	6	7	20	2	1	3	23	64	8	2	.301	.394	.695

2018: Signed by the Boston Red Sox as a non-drafted free agent, 5/8

HOCKEY TOWN

An avid Detroit Red Wings fan, Ryan grew up in Michigan and played hockey for 15 years. "That's why I still keep the long hair," he told MassLive.com in September 2019. "That's always a part of me. I usually say I'm a hockey player playing baseball. That's kind of the mentality I bring out onto the field."

FITZY FAN CLUB

In August 2022, the Worcester Red Sox became the first team in Minor League Baseball to present a player merchandise line when they officially released their "WooSox X RYAN FITZGERALD" collection.

Ryan spoke with MassLive.com last September about why he is so accessible to fans. "I don't know where it comes from. Maybe my mom, like she's instilled that in me ever since I was a kid. She's kind of the same way, just open to everybody and just trying to make people's days. It's a little light that you can give them and it's fun."

Personal

- Full name is Ryan Patrick Fitzgerald ("Fitzy").
- Played 4 seasons at Creighton University (2013-16)...Graduated with a BS in business administration.
- Earned Second Team All-BIG EAST and BIG EAST All-Tournament Team honors as a junior in 2015...Started all 51 games, batting .279 with a team-leading 13 2B.
- Played for the Kenosha Kingfish of the Northwoods League, a collegiate summer league, in 2014.
- Graduated from Fenwick High School in Oak Park, IL.

23 NIKO GOODRUM

INF/OF

Bats: Switch • **Throws:** Right • **Height:** 6-3 • **Weight:** 220

Opening Day Age: 31 • **MLB Service:** 4 years, 69 days

Born: 2/28/1992 in Atlanta, GA

Acquired: Signed as a minor league free agent on 12/19/2022

Contract Status: Signed through 2023



Non-Roster Invitee

The Rundown

- Is in his 14th professional season, his 1st in the Red Sox organization.
- Has played 402 MLB games with MIN (2017), DET (2018-21), and HOU (2022).
- Selected by MIN in the 2nd round of the 2010 First-Year Player Draft and spent his first 8 seasons in the Twins organization (2010-17).
- Has made an Opening Day roster in each of the last 5 years (2018-22)...Started for the Tigers on Opening Day in 2019 (DH) and 2020 (SS).
- Named a 2020 Gold Glove Award finalist at SS...Has made 137 starts at SS, 107 at 2B, 43 at 1B, and 10 at 3B, as well as 33 in LF, 13 in RF, and 10 in CF.
- Has hit 36 HR with a .644 OPS as a left-handed hitter and 6 HR with an .816 OPS as a right-handed hitter.

Additional Career Highlights

- Had 10+ HR and 100+ hits in both 2018 and 2019.
- Stole 10+ bases in 2018, 2019, and 2021.
- Named the Tigers' winner of the 2019 Heart and Hustle Award by the Major League Baseball Players Alumni Association.
- On 5/31/19 at ATL, went 5-for-5 with 2 HR.
- Selected as the Tigers Player of the Month for July 2018 and July 2019.
- Named 2018 Tigers Rookie of the Year by Detroit Sports Media...Hit 16 HR in 2018, the most by a Tigers rookie since 2003 (Craig Monroe-23, Eric Munson-18).
- Ranked by *Baseball America* as a top 30 Twins prospect entering each season from 2011-15.
- Stole 20+ bases in each season from 2013-15.
- Hit for the cycle on 6/30/12 with Rookie-level Elizabethton vs. Pulaski.
- Named a 2013 Midwest League mid-season All-Star.
- Tabbed Southern League Player of the Week (9/4/16).
- Played for Caribes de Anzoategui in the Venezuelan Winter League following the 2016 season.

GOODRUM'S MINOR LEAGUE FIELDING CAREER

Pos.	Games	Starts	Inn.
1B	60	43	408.2
2B	124	107	931.1
3B	11	10	84.0
SS	147	137	1,200.2
LF	38	33	280.1
CF	16	10	93.0
RF	14	13	120.0
DH	9	7	-

2022 Highlights

- Signed an MLB contract with HOU on 3/15.
- Made the Astros' Opening Day roster.
- Played in 15 games with HOU, all from 4/8-5/14...Went 5-for-43 (.116).
- Optioned to Triple-A Sugar Land on 5/14...Hit .310 (13-for-42) with a .500 OBP in 12 games before being placed on the injured list on 6/4 with a left hamstring strain...Reinstated on 8/11.
- Played in only 1 more game (8/12) before being designated for assignment on 9/1 and then released.
- Recorded a .488 OBP in his 20 minor league games, totaling more walks (24) than strikeouts (23).

Personal

- Full name is Cartier Niko Goodrum.
- Graduated in 2010 from Fayette County High School in Fayetteville, GA.

In the Community

- While with the Tigers, played a large role in the Detroit community.
- In 2018 and 2019, participated in the club's Jackie Robinson educational efforts, while also providing cases of water to communities in Detroit and nearby Flint.
- In 2020, played a significant role in the club's COVID-19 prevention and relief efforts, while continuing to be a leader in other vital spaces such as striving for racial equality and honoring COVID-19 front line heroes.
- Participated in the "MLB The Show" Player Challenge online league, resulting in a \$5,000 donation to the Boys & Girls Club of Southeastern Michigan.

Niko Goodrum, Continued

Niko Goodrum's Career Record

YEAR	CLUB	AVG	G	AB	R	H	2B	3B	HR	RBI	SH	SF	HB	BB	SO	SB	CS	OBP	SLG	OPS
2010	GCL Twins	.161	36	118	10	19	4	0	0	5	0	1	0	9	34	4	2	.219	.195	.414
2011	Elizabethton	.275	59	204	39	56	10	3	2	20	0	1	4	21	56	8	1	.352	.382	.734
2012	Elizabethton	.242	58	227	38	55	12	8	4	38	0	3	1	38	56	6	3	.349	.419	.768
2013	Cedar Rapids	.260	103	385	62	100	22	4	4	45	4	2	4	60	105	20	4	.364	.369	.733
2014	Fort Myers	.249	122	438	63	109	19	5	3	49	2	4	2	58	99	35	4	.337	.336	.673
2015	Fort Myers	.220	53	205	24	45	11	1	4	19	0	1	2	32	59	11	5	.329	.341	.670
	Chattanooga	.244	61	209	33	51	6	5	5	19	0	1	0	28	51	18	4	.332	.392	.724
2016	Fort Meyers	.280	6	25	3	7	4	0	1	5	0	0	0	1	7	1	0	.308	.560	.868
	Chattanooga	.275	49	182	25	50	10	2	6	28	0	1	2	22	52	8	2	.357	.451	.808
2017	Rochester	.265	127	461	71	122	25	5	13	66	1	5	2	30	119	11	7	.309	.425	.734
	MINNESOTA	.059	11	17	1	1	0	0	0	0	0	0	0	1	10	0	0	.111	.059	.170
2018	DETROIT	.245	131	444	55	109	29	3	16	53	0	2	4	42	132	12	4	.315	.432	.747
2019	DETROIT	.248	112	423	61	105	27	5	12	45	0	2	1	46	138	12	3	.322	.421	.743
2020	DETROIT	.184	43	158	15	29	7	1	5	20	0	3	0	18	69	7	1	.263	.335	.598
2021	Lakeland	.667	1	3	1	2	2	0	0	0	0	0	0	0	1	1	1	.667	1.333	2.000
	Toledo	.185	14	54	7	10	0	0	0	2	0	1	0	7	16	1	0	.274	.185	.459
2021	DETROIT	.214	90	290	39	62	11	2	9	33	0	2	4	29	107	14	5	.292	.359	.651
2022	FCL Astros-Blue	.364	4	11	5	4	2	0	0	3	0	0	0	3	5	1	0	.500	.545	1.045
	FCL Astros-Orange	.000	3	6	2	0	0	0	0	1	0	0	0	4	4	0	0	.400	.000	.400
	Sugar Land	.311	13	45	12	14	3	0	2	5	0	0	0	17	14	2	0	.500	.511	1.011
	HOUSTON	.116	15	43	2	5	2	0	0	1	0	0	0	2	23	1	0	.156	.163	.319
Major League Totals		.226	402	1375	173	311	76	11	42	152	0	9	9	138	479	46	13	.299	.389	.688
Minor League Totals		.250	709	2573	395	644	130	33	44	305	7	20	17	330	678	127	33	.337	.378	.715

2010: Signed by the Minnesota Twins as a 2nd-round selection in the June Draft (signed by Jack Powell); **2017:** Elected Free Agency, 11/6; Signed by the Detroit Tigers as a minor league free agent, 11/25; **2019:** On injured list with a strained left groin, 8/24-9/30; **2020:** On injured list with a strained right oblique, 9/5-20; **2021:** On injured list with a sprained left finger tendon, 6/19-7/7; On injured list with a left calf contusion, 7/17-8/10; On injured list with a left groin strain, 8/12-9/1; **2022:** Signed by the Houston Astros as a free agent, 3/15; Released by the Houston Astros, 9/2; Signed by the Boston Red Sox as a minor league free agent, 12/19

Career Fielding Record

POS	PCT.	G	GS	PO	A	E	TC	DP
1B	.987	60	43	344	30	5	379	26
2B	.971	124	107	170	258	13	441	54
3B	.926	11	10	9	16	2	27	2
SS	.967	147	137	157	395	19	571	70
LF	.964	38	33	52	1	2	55	0
CF	.944	16	10	16	1	1	18	0
RF	.976	14	13	39	1	1	41	0

Career Single-Game Highs

HITS: 5, 5/13/19 at ATL; **DOUBLES:** 2, 5x, last 8/7/20 at PIT; **HOME RUNS:** 2, 3x, last 9/30/21 at MIN; **RBI:** 5, 2x, last 8/7/20; **RUNS SCORED:** 4, 5/13/19 at ATL; **WALKS:** 2, 15x, last 9/27/21 vs. CWS; **STRIKEOUTS:** 4, 2x, last 7/12/19 at KC; **STOLEN BASES:** 2, 7/14/19 at KC; **HITTING STREAK:** 9, 9/22/18-3/28/19; **EJECTIONS:** None

Home Run Notes

MULTI-HOME RUN GAMES (3); 2-HOME RUN GAMES (3): 5/14/18 vs. CLE; 5/31/19 at ATL; 9/30/21 at MIN; **LEADOFF (1):** 8/8/20 at PIT off Derek Holland; **GRAND SLAMS (0); PINCH-HIT (0); EXTRA-INNING (0); GAME-ENDING (0); INSIDE-THE-PARK (0)**

Major League Firsts

GAME: 9/2/17 vs. KC (entered in 6th inning as defensive replacement); **HIT:** 9/12/17 vs. SD off Corey Mazzoni (single, 7th inning); **HOME RUN:** 4/5/18 vs. CWS off Joakim Soria (2-run, 9th inning); **GAME-ENDING RBI:** N/A

93 NORWITH GUDIÑO

RHP



Bats: Right • **Throws:** Right • **Height:** 6-2 • **Weight:** 248

Opening Day Age: 27 • **MLB Service:** None

Born: 11/22/1995 in Puerto Cabello, Carabobo, VZ

Acquired: Signed as a minor league free agent on 11/30/2022

Contract Status: Signed through 2023

Non-Roster Invitee

Career Highlights

- Is in his 9th professional season, his 1st in the Red Sox organization.
- Invited to his first ML Spring Training camp in 2023.
- Originally signed by the Giants on 10/20/14.
- From 2019-22, averaged 12.48 SO/9.0 IP (196 SO, 141.1 IP).
- While pitching for Short-A Salem-Keizer in 2018, was named Northwest League Pitcher of the Week on 7/2.
- Pitched for Caracas in the Venezuelan Winter League following 4 of the last 5 seasons (2018, '20-22)...Helped the club win the 2022-23 league title.
- In 2019, served an 80-game suspension for violation of the Minor League Drug Prevention and Treatment Program.

2022 Highlights

- Spent the entire season with Triple-A Sacramento... Made 20 relief appearances (3-3, 7.90 ERA) and 6 starts (0-2, 11.68 ERA).
- Began the season on the injured list with a left oblique muscle strain (4/5-5/23).
- Reinstated on 5/24...From that point forward, ranked 4th on the club in pitching appearances (26).

NO OFF-SEASON

Following the 2022 season, Norwith helped Caracas win the Venezuelan Winter League title. He pitched in 12 regular-season games from 10/31-12/23 and 8 postseason games from 1/3-30, then an additional 2 games in the Caribbean Series on 2/3 and 2/6. In addition, he was placed in Venezuela's Designated Pitcher Pool for the 2023 World Baseball Classic.

- Threw more than 1.0 inning in 20 of his 26 outings, including 2.0+ innings 16 times and a season-high 3.0 innings 3 times.
- Converted his lone save opportunity on 7/14 vs. Albuquerque (2.1 IP, H, R).
- Finished his season with consecutive scoreless outings on 9/21 (1.0 IP) and 9/24 (2.2 IP) at Salt Lake.
- Following the season, helped Caracas win the Venezuelan Winter League title (see box above).

Personal

- Full name is Norwith Jossue Gudino.

Norwith Gudino's Career Record

YEAR	CLUB	W-L	ERA	G-GS	CG-SHO	SV	IP	H	R	ER	HR	HB	BB	SO	SO/9	WHIP	AVG
2015	DSL Giants	2-2	3.52	15-8	0-0	1	53.2	60	27	21	1	3	10	54	9.06	1.30	.283
2016	DSL Giants	3-3	2.84	12-12	0-0	0	50.2	45	23	16	0	2	13	40	7.11	1.14	.233
2017	DSL Giants	6-1	1.82	13-13	0-0	0	74.1	62	18	15	1	3	10	83	10.05	0.97	.221
2018	Salem-Keizer	4-4	5.36	9-8	0-0	0	45.1	53	30	27	5	2	6	41	8.14	1.30	.286
	Augusta	4-2	3.45	6-6	0-0	0	31.1	24	13	12	2	1	7	33	9.48	0.99	.205
	San Jose	0-0	0.00	1-0	0-0	0	3.0	3	0	0	0	0	0	2	6.00	1.00	.250
2019	AZL Giants	0-0	0.00	2-1	0-0	0	7.0	2	0	0	0	0	1	13	16.71	0.43	.087
	Salem-Keizer	1-0	0.77	4-1	0-0	0	11.2	9	1	1	0	1	5	12	9.26	1.20	.220
	Augusta	2-0	0.60	5-1	0-0	0	15.0	8	3	1	1	0	3	25	15.00	0.73	.154
2020	Did Not Play																
2021	Richmond	1-1	1.44	17-0	0-0	5	25.0	13	5	4	1	1	10	39	14.04	0.92	.149
	Sacramento	4-1	5.66	15-5	0-0	0	35.0	34	24	22	8	1	13	47	12.09	1.34	.246
2022	Sacramento	3-5	8.87	26-6	0-0	1	47.2	46	47	47	13	1	31	60	11.33	1.62	.250
Minor League Totals		30-19	3.74	125-61	0-0	7	399.2	359	191	166	32	15	109	449	10.11	1.17	.236

2014: Signed by the San Francisco Giants as a non-drafted free agent, 10/20; **2022:** Signed by the Boston Red Sox as a minor league free agent, 11/30

77 CALEB HAMILTON

CATCHER



Bats: Right • **Throws:** Right • **Height:** 6-0 • **Weight:** 212

Opening Day Age: 28 • **MLB Service:** 64 days

Born: 2/5/1995 in Kirkland, WA

Acquired: Signed as a minor league free agent on 1/12/2023

Contract Status: Signed through 2023

Non-Roster Invitee

Career Highlights

- Is in his 8th professional season, his 1st with the Red Sox.
- Attended ML Spring Training camp as a non-roster invitee in each of the last 3 years (2021-23)...Spent the entire 2020 season in the Twins' 60-Man Player Pool.
- Originally signed by MIN as a 23rd-round selection in the 2016 First-Year Player Draft (No. 693 overall).
- Has played every position in the minors, making his lone pitching appearance on 4/19/17 for Single-A Cedar Rapids at Peoria (1.0 IP, 0 H, 0 R, 1 BB, 2 SO).
- Has thrown out 37 of 94 runners attempting to steal in the minors (39.4%).
- Named a 2019 Southern League mid-season All-Star.

2022 Highlights

- Made his MLB debut, appearing in 22 games over 2 stints with the Twins...Made 3 starts at catcher and 1 at 1B.
- Spent most of the season with Triple-A St. Paul, hitting 11 HR with 43 RBI and an .809 OPS in 62 games...Made 29 starts at catcher, 18 at DH, and 11 at 3B...Also played 6.0 innings at 1B.
- Had 2 HR and 5 RBI on 6/5 at Iowa.
- In 8 July games with St. Paul, hit .310 with 3 HR and a 1.187 OPS (9-for-29, 5 2B, 9 RBI).
- Selected to the ML roster on 7/15 and played in 3 games with the Twins.
- Optioned to St. Paul on 8/3...Homed in his 1st game back with the club (8/4 at Omaha).
- Recalled by MIN on 8/23 and spent the remainder of the season with the Twins.

HAMILTON'S MINOR LEAGUE FIELDING CAREER

Pos.	Games	Starts	Inn.
P	1	0	1.0
C	107	105	917.1
1B	14	10	102.1
2B	10	10	86.0
3B	92	88	767.1
SS	3	2	20.0
LF	20	19	163.0
CF	14	13	113.0
RF	6	6	51.0
DH	24	24	-

- Recorded his lone MLB hit of the season on 9/25 vs. LAA, a 2-out solo HR off Jose Quijada in the 8th inning, cutting the Twins' deficit to 5-3.
- Claimed by BOS off waivers on 10/11...Designated for assignment on 11/15 and outrighted to Triple-A Worcester on 11/18.

Personal

- Full name is Caleb Broderick Hamilton.
- Played 3 seasons at Oregon State University (2014-16).
- Graduated from Woodinville (WA) High School...Was the quarterback of the football team.
- Selected by WSH in the 38th round of the 2013 First-Year Player Draft, but did not sign.

Caleb Hamilton's Career Record

YEAR	CLUB	AVG	G	AB	R	H	2B	3B	HR	RBI	SH	SF	HB	BB	SO	SB	CS	OBP	SLG	OPS
2016	Elizabethton	.207	45	140	25	29	7	2	2	15	1	0	3	28	44	2	1	.351	.329	.680
2017	Cedar Rapids	.221	92	307	51	68	18	4	9	42	1	2	3	54	97	3	4	.342	.394	.736
2018	Fort Myers	.205	91	297	38	61	19	2	4	42	0	6	1	36	72	5	2	.288	.323	.611
2019	Pensacola	.226	88	296	41	67	15	2	6	38	0	2	3	40	82	7	6	.323	.351	.674
	Rochester	.205	11	39	4	8	2	0	1	4	0	0	0	0	15	0	0	.205	.333	.538
2020																				
2021	Wichita	.192	67	203	24	39	8	1	8	28	0	3	1	41	79	4	1	.327	.360	.687
	St. Paul	.103	11	29	1	3	0	0	1	3	0	0	0	2	11	0	0	.161	.207	.368
2022	St. Paul	.233	62	206	34	48	10	0	11	43	0	1	1	43	67	1	0	.367	.442	.809
	MINNESOTA	.056	22	18	5	1	0	0	1	1	1	0	0	4	14	0	0	.227	.222	.449
	Major League Totals	.056	22	18	5	1	0	0	1	1	1	0	0	4	14	0	0	.227	.222	.449
	Minor League Totals	.213	467	1517	218	323	79	11	42	215	2	14	12	244	467	22	14	.324	.363	.687

2013: Selected by the Washington Nationals in the 38th round of the First-Year Player Draft (did not sign); **2016:** Signed by the Minnesota Twins as a 23rd-round selection in the First-Year Player Draft (signed by Trevor Brown); **2022:** Claimed off waivers by the Boston Red Sox, 10/11; **2023:** Signed by the Boston Red Sox as a minor league free agent, 1/12

Career Fielding Record

POS	PCT.	G	GS	PO	A	E	TC	DP	CCS	SB	CCS%	PB	PKO	INN
C	1.000	11	3	31	0	0	31	0	0	6	0%	0	0	38.0
1B	1.000	6	1	17	1	0	18	2						

Career Single-Game Highs

HITS: 1, 9/25/22 vs. LAA; **DOUBLES:** None; **HOME RUNS:** 1, 9/25/22 vs. LAA; **RBI:** 1, 9/25/22 vs. LAA; **RUNS SCORED:** 1, 5x, last 10/5/22 at CWS; **WALKS:** 2, 9/22/22 at KC; **STRIKEOUTS:** 3, 2x, last 9/5/22 at CWS; **STOLEN BASES:** None; **HITTING STREAK:** None; **EJECTIONS (0)**

Home Run Notes

MULTI-HOME RUN GAMES (0); LEADOFF (0); GRAND SLAMS (0); PINCH-HIT (0); EXTRA-INNING (0); GAME-ENDING (0); INSIDE-THE-PARK (0)

Major League Firsts

GAME: 7/17/22 vs. CWS (entered in 8th inning at catcher); **HIT:** 9/25/22 vs. LAA off Jose Quijada (home run, 8th inning); **HOME RUN:** 9/25/22 vs. LAA off Jose Quijada (solo, 8th inning); **GAME-ENDING RBI:** N/A

80 DAVID HAMILTON

INF

Bats: Left • **Throws:** Right • **Height:** 6-0 • **Weight:** 188

Opening Day Age: 25 • **MLB Service:** None

Born: 9/29/1997 in San Marcos, TX

Acquired: From Milwaukee in a 4-player trade on 12/1/2021

Contract Status: Signed through 2023



Career Highlights

- Is in his 2nd season in the Red Sox organization, and 2nd consecutive year in ML Spring Training Camp.
- Added to the Sox' 40-man roster on 11/15/22.
- Originally selected by MIL in the 8th round of the 2019 MLB First-Year Player Draft...Missed the 2019 season recovering from surgery to repair a torn Achilles tendon.
- Led the minor leagues from 2021-22 in steals (122) and triples (20)...Stole 52 bases in 2021 and 70 in 2022.
- Led Double-A and ranked T-3rd among minor leaguers with 70 steals in 2022, setting a Portland franchise record.
- Named Red Sox 2022 Minor League Baserunner of the Year by the organization.
- Is rated by *Baseball America* as the Red Sox system's fastest baserunner.
- Was the only minor leaguer to steal 6+ bases in a game in 2021 or 2022 (6/2/21 vs. Peoria, 6-for-6, 9 inn.).

2022 Highlights

- Spent 2022 with Double-A Portland, batting .251 (116-for-463) with 16 2B, 9 3B, and 12 HR in 119 games... Led Double-A in steals (70) and tied for the lead in triples.
- Ranked T-3rd among minor leaguers with 70 steals in 78 attempts (89.7%), setting a Portland franchise record.
- Ranked among organization leaders in runs scored (4th, 81), hits (7th, 116), and total bases (10th, 186).
- Recognized by the Red Sox as the organization's Minor League Base Stealer of the Month for April and July.
- Stole multiple bases in a game 16 times, including a season-high 3 stolen bases in 5 games.
- In his first game in the Red Sox organization, 4/8 vs. New Hampshire, went 4-for-5 with 3 runs scored, 1 triple, 2 HR, 7 RBI, and a stolen base...Was his 1st career multi-homer game and a career high in RBI.
- Stole 32 consecutive bases without being caught over a 44-game span from 6/30-8/28.
- Finished the season on an 8-game hitting streak (.514 AVG, 10 R, 7 RBI, 6 SB, 18-for-35, 3 2B, 3B, HR, 3 BB).

MINOR LEAGUE LEADERS IN STEALS AND TRIPLES, 2021-2022

Rk.	Player (Current System)	SB
1.	David Hamilton (BOS)	122
2.	Esteury Ruiz (OAK)	121

Rk.	Player (Current System)	3B
1.	David Hamilton (BOS)	20
2.	Ceddanne Rafaela (BOS)	19

LIKE FATHER, LIKE SON

David's father, David Hamilton Sr., played 2 seasons of rookie ball in the Cincinnati Reds organization (1987-88) after being selected in the 60th round of the 1987 First-Year Player Draft, recording a .415 OBP and going 7-for-8 in stolen base attempts.

Personal

- Full name is David Lewis Hamilton.
- As part of the 2023 Red Sox Rookie Development Program, visited patients at Boston Children's Hospital and hosted a Play Ball clinic with the Red Sox Foundation.
- Played baseball at the University of Texas at Austin (2017-19)...Stole 45 bases in 125 games...Missed the 2019 season after undergoing surgery to repair a torn Achilles tendon...Named Texas's Spike Owen Defensive Player of the Year in 2017 and to the All-Big 12 Second Team in 2018.
- Played for Yarmouth-Dennis in the Cape Cod Baseball League in 2018.
- Graduated from San Marcos High School (TX), where he also played football...Ran track in middle school.
- Selected by LAA in the 28th round of the 2016 First-Year Player Draft but did not sign.
- In 2020, played for Team Texas in the independent Constellation Energy League...Was 20-for-20 in stolen base attempts.

David Hamilton's Career Record

YEAR	CLUB	AVG	G	AB	R	H	2B	3B	HR	SH	SF	HBP	BB	SO	SB	CS	OBP	SLG	OPS
2019																			
2020																			
2021	Wisconsin	.263	68	270	50	71	14	7	5	31	1	2	35	58	41	6	.351	.422	.773
	Biloxi	.248	33	133	16	33	5	4	3	12	1	0	15	32	11	3	.322	.414	.736
2022	Portland	.251	119	463	81	116	16	9	12	42	5	6	56	119	70	8	.338	.402	.740
Minor League Totals		.254	220	866	147	220	35	20	20	85	7	3	106	209	8	122	.340	.410	.750

2016: Selected by the Los Angeles Angels in the 28th round of the June Draft (did not sign); **2019:** Signed by the Milwaukee Brewers as an 8th-round selection in the June Draft (signed by KJ Hendricks); **2021:** Acquired by the Boston Red Sox with OF Jackie Bradley Jr. and INF Alex Binelas in exchange for OF Hunter Renfroe, 12/1

5 KIKÉ HERNÁNDEZ

INF/OF

Bats: Right • **Throws:** Right • **Height:** 5-11 • **Weight:** 195

Opening Day Age: 31 • **MLB Service:** 8 years, 54 days

Born: 8/24/1991 in San Juan, Puerto Rico

Acquired: Signed as a free agent on 2/2/2021

Contract Status: Signed through 2023



The Rundown

Is in his 15th professional season, his 3rd in the Red Sox organization.

On 9/6/22, agreed with BOS to a 1-year contract extension through the 2023 season.

Selected by the Astros in the 6th round of the 2009 June Draft...Has played in 917 MLB games with HOU (2014), MIA (2014), LAD (2015-20), and BOS (2021-22).

Made an Opening Day roster in each of the 7 seasons from 2016-22.

Has played every defensive position in the majors except for catcher...In each season from 2017-19, made at least 1 start at every position other than pitcher and catcher.

Has played in 69 Postseason games, all from 2015-21...Helped the Dodgers win the 2020 World Series...Has 13 Postseason HR, 1 of only 27 players to reach that mark.

Won a Silver Medal with Team Puerto Rico in the 2017 World Baseball Classic; Alex Cora served as that team's general manager...Was on the club's 2023 roster as well...Also played in the Puerto Rican Winter League following the 2010-14 and 2016 seasons.

Additional Career Highlights

Has hit 14 career leadoff HR, 6 pinch-hit HR, and 2 grand slams in the regular season...Has recorded 6 multi-HR games (all 2 HR).

Is the only Dodgers player ever to play every position other than catcher in a season (2018); his lone ML pitching appearance came on 7/24/18 at PHI...Is the only player in Dodgers history to make at least 2 starts at every position other than pitcher and catcher in a season (2017, '18).

Was part of 3 organizations in 2014...Traded from HOU to MIA on 7/31 and acquired by LAD on 12/10...Made his ML debut on 7/1/14 vs. SEA, entering the game in the 7th inning as a defensive replacement (2-for-2)...Hit an RBI double off Dominic Leone in his first at-bat.

On 11/4/15, underwent an arthroscopic debridement of his right shoulder (Dr. Neal ElAttrache) in Los Angeles.

Is 1 of 5 Dodgers to hit 2 HR on Opening Day (2019), joining Roy Campanella (1954), Raul Mondesi (1995 and 1999), Yasmani Grandal (2017), and Joc Pederson (2019).

On Opening Day 2020 (7/23 vs. SF), went 4-for-5 with a career-high 5 RBI, 1 HR, and 2 runs...Became the first Dodger since Raul Mondesi (1999) to record 4+ hits and 4+ RBI on Opening Day (also Rick Monday, 1978).

Hit a leadoff HR on Patriots' Day in 2021 (4/19 vs. CWS)...Is 1 of 2 Red Sox players with a leadoff HR on Patriots' Day, joining Ellis Burks in 1988 vs. TEX.

Tabbed a post-season All-Star in 2014 with Carolina in the Puerto Rican Winter League.

Named 2009 Gulf Coast League Astros Team MVP.

KIKÉ IN THE REGULAR SEASON

Pos.	Games	Starts	Inn.
P	1	0	0.1
1B	15	11	89.0
2B	258	187	1,717.0
3B	33	14	154.2
SS	100	64	618.0
LF	127	60	603.0
CF	352	286	2,494.0
RF	75	35	342.2

ONE OF A KIND

In his Postseason career, Kiké Hernández has:

- A 3-HR game (2018 NLCS Game 6)
- A 7-RBI game (2018 NLCS Game 6)
- A pinch-hit HR (2020 NLCS Game 7)
- A 5-hit game (2021 ALDS Game 2)
- A walk-off, series-clinching RBI (2021 ALDS Game 4)

No other player has accomplished more than 2 of those 5 feats in a Postseason career (source: STATS).

PLAYERS WITH AT LEAST 12 HR AND A .900 OPS IN THE POSTSEASON (CAREER)

Player	HR	OPS
Babe Ruth	15	1.214
Manny Ramirez	29	.937
Albert Pujols	19	1.007
David Ortiz	17	.947
Mickey Mantle	18	.908
Kiké Hernández	13	.900
Nelson Cruz	18	.979
Carlos Beltrán	16	1.021

KIKÉ, CORA, AND CAGUAS

Kiké's father, Enrique Sr., was a part-time scout for the Pittsburgh Pirates and used to coach with Caguas in Puerto Rico. Kiké served as a bat boy with Caguas, which is how he met Alex Cora. At 10 years old, Kiké would take ground balls and play catch with the players when he could. "Being around those guys is what allowed me to be a super-utility because whenever I wasn't allowed in the infield, I would go to center field or left field ... I would try to get reads off the bat, and some of those balls would take my glove off, but that's how you learn."

Kiké
Hernández

Kiké Hernández, Continued

MOST HITS BY RED SOX IN A SINGLE POSTSEASON

Rk.	Player (Year)	Hits
1.	Marty Barrett (1986)	24
T2.	David Ortiz (2004)	22
T2.	Jacoby Ellsbury (2013)	22
4.	Manny Ramirez (2004)	21
5.	Kiké Hernández (2021)	20

HERNÁNDEZ HITS 3 HR IN GAME 5 OF 2017 NLCS

Each of Kiké's first 3 postseason HR came in Game 5 of the 2017 NLCS at CHC (2nd-inning solo HR, 3rd-inning grand slam, 9th-inning 2-run HR). His father was in attendance, but most of his family stayed in Puerto Rico due to Hurricane Maria; he told them to watch on TV because he was going to hit a HR in his first at-bat (which he did).

🔴 He is 1 of 2 Dodgers players ever to hit 3 HR in a postseason game (also Chris Taylor).

🔴 He is 1 of 5 Dodgers ever to hit a grand slam in a postseason game (also Dusty Baker, Ron Cey, James Loney, and Max Muncy).

🔴 He is 1 of only 5 players to hit 3 HR in a series-clinching postseason win, joining Babe Ruth (1928 WS), Reggie Jackson (1977 WS), Adam Kennedy (2002 ALCS), and Adrián Beltré (2011 ALDS).

🔴 His 7 RBI in the game are the most ever for a player in a League Championship Series game, and tied for the most ever in a Postseason series-clinching win (also Troy O'Leary, 1999 ALDS) (source: Elias).

Postseason Highlights

🔴 Has played in 69 Postseason games, all from 2015-21...Ranks 8th in Postseason games played in that time (Jose Altuve-92, Alex Bregman-86, Yuli Gurriel-85, Justin Turner-84, Joc Pederson-79, Carlos Correa-79).

🔴 Is 1 of 10 players to appear in at least 1 Postseason game in as many as 7 of the last 8 seasons (see table above).

🔴 Has recorded 10+ total bases in a Postseason game an MLB-high 3 times (2017 NLCS Game 5, 2021 ALDS Game 2, 2021 ALCS Game 1)...The only other players with multiple Postseason games with 10+ total bases are Babe Ruth, Albert Pujols, Steve Garvey, and George Brett.

🔴 Has hit 13 HR during his Postseason career, 1 of only 27 players all time with at least that many.

🔴 Helped the Dodgers win the 2020 World Series...Appeared in 17 postseason games (5 starts) for the World Series champions...Hit 2 HR in the NLCS against the Braves (Game 1 and Game 7).

🔴 In Game 7 of the 2020 NLCS, hit a game-tying, pinch-hit HR in the bottom of the 6th inning, 1 of only 2 pinch-hit HR in a Game 7 of any series in Postseason history (also Troy O'Leary, 2003 NLCS).

🔴 Started each of the Sox' 11 games in the 2021 Postseason (10 in CF, 1 at 2B)...Led MLB in XBH (10) and total bases (41) and was tied for the lead in HR (5, 3 others).

ALL-TIME RED SOX POSTSEASON LEADERS

Rk.	Player	SLG
1.	Kiké Hernández	.837
2.	John Valentin	.639
3.	Nomar Garciaparra	.625
4.	Carl Yastrzemski	.600

Rk.	Player	OPS
1.	Kiké Hernández	1.260
2.	José Offerman	1.091
3.	Carl Yastrzemski	1.047
4.	John Valentin	1.046
5.	Nomar Garciaparra	1.016

**Among 49 players with at least 50 PA*

MOST SEASONS APPEARING IN AT LEAST 1 POSTSEASON GAME, 2015-22

Player (Teams)	Years
Kenley Jansen (LAD)	8
Justin Turner (LAD)	8
Jose Altuve (HOU)	7
Marwin Gonzalez (HOU, BOS, NYY)	7
Anthony Rizzo (CHC, NYY)	7
Kyle Schwarber (CHC, BOS, PHI)	7
Yasmani Grandal (LAD, MIL, CWS)	7
Kiké Hernández (LAD, BOS)	7
Clayton Kershaw (LAD)	7
Joc Pederson (LAD, ATL, SF)	7

🔴 Recorded 5 hits in Game 2 of the 2021 ALDS at TB and 4 hits in Game 1 of the ALCS at HOU...The only other players with multiple 4-hit games in a single Postseason are Albert Pujols (3 in 2011), Robin Yount (2 in 1982), George Brett (2 in 1985), and Eddie Rosario (2 in 2021).

🔴 In 2021, set the Red Sox record for most XBH in a single Postseason (10) and tied the record for most HR (5).

🔴 Recorded 41 total bases in 2021, 2nd-most by a Red Sox player in a single Postseason (David Ortiz-42 in 2004).

🔴 Hit 3 HR in the 2021 ALCS vs. HOU, tied for the most by a Red Sox in an ALCS...The others to do so were Trot Nixon (2003), David Ortiz (2004), Kevin Youkilis (2007), Dustin Pedroia (2008), and Rafael Devers (2021).

🔴 Recorded a hit in 7 consecutive plate appearances spanning Games 2 and 3 of the 2021 ALDS vs. TB (see table on page 113).

🔴 Hit a walk-off sacrifice fly in the 13th inning of Game 4 of the 2021 ALDS, clinching the Sox' series win.

🔴 Tied the Sox record for most XBH in a single Postseason series with 5 in the 2021 ALDS.

🔴 His 9 hits in the 2021 ALDS are tied for the 2nd-most by a Red Sox in a Division Series (Mike Stanley-10 in 1999, Jacoby Ellsbury-9 in 2013).

🔴 Went 4-for-5 with 2 HR in Game 1 of the 2021 ALCS...Hit a solo HR in the 3rd and 9th innings...Also made a diving catch in CF for the final out of the 2nd inning, stranding the bases loaded.

PLAYING THROUGH PAIN

In 2022, Kiké missed 60 games on the Injured List due to a right hip flexor strain from 6/8-8/15. He discussed his time on the IL with media following reinstatement: "There was a ball of blood about the size of a baseball sitting up there" after an MRI showed a strain of the psoas muscle in his abdomen and a hematoma within the muscle. Alex Speier of the *The Boston Globe* described the procedure: "The hematoma had to be drained with a lengthy needle inserted through Hernández's back. He said he passed out at least twice during the procedure."

2022 Highlights

- 🔥 In 93 games for the Red Sox, hit .222 (80-for-361) with 6 HR, 45 RBI, and a .629 OPS.
- 🔥 Missed 60 games on the Injured List due to a right hip flexor strain from 6/8-8/15 (see box above).
- 🔥 Primarily appeared in CF (80 G, 77 GS) while also spending time at 2B (11, 10) and SS (10, 4).
- 🔥 Batted leadoff in 43 games while also hitting from the 2nd (3), 4th (1), 5th (8), 6th (5), 7th (17), 8th (12), and 9th (4) spots in the order.
- 🔥 Led the Sox in AVG with RISP (.316, 31-for-98) (min. 100 PA with RISP).
- 🔥 On 9/6, agreed with BOS to a 1-year contract extension through the 2023 season.

2022 Timeline

- 🔥 Started Opening Day on 4/8 at NYY in CF...Was his 5th career Opening Day start, his 1st in the outfield (2018-20 with LAD at 2B, 2021 with BOS at 2B).
- 🔥 Missed the Sox' game on 5/6 vs. CWS on the COVID-19 Related Injured list...Reinstated the next day.
- 🔥 Reached safely in a season-best and career-high-tying 17 consecutive games from 5/13-29 (21-for-78, 6 BB).
- 🔥 Hit safely in a season-best and career-high-tying 10 consecutive games from 5/20-29 (14-for-49).
- 🔥 Tied the score, 4-4, with an RBI single in the bottom of the 9th inning on 5/22 vs. SEA before Franchy Cordero hit a walk-off grand slam in the 10th inning.
- 🔥 Hit a leadoff HR off Dylan Cease on 5/24 at CWS, then another on 5/26 at CWS off Dallas Keuchel...Those were his 13th and 14th career leadoff homers.
- 🔥 Placed on the 10-Day Injured List on 6/8 due to a right hip flexor strain...Missed 60 games.
- 🔥 Reinstated from the IL on 8/16 and started at SS that night at PIT (0-for-3, SF)...Recorded 10 RBI in his first 10 games following reinstatement...Drove in at least 1 run in each of his first 6 games during that stretch.
- 🔥 Also recorded an RBI in his last game before the IL stint on 6/7 at LAA...The career-Long 7-game streak with an RBI was the longest by a Red Sox batter in 2022, and tied for 3rd longest in the majors.
- 🔥 In the Sox' 9-8 walk-off win vs. TEX on 9/1, hit a game-tying RBI single in the 9th inning before Rob Refsnyder hit a walk-off RBI single later in the frame.
- 🔥 Collected a season-high 4 hits on 9/10 at BAL (4-for-6, 2 R, 1 2B, 1 RBI).

ANGEL IN THE OUTFIELD

According to Baseball Savant, Kiké ranked 3rd in 2022 among MLB outfielders in jump (4), which measures reaction, burst, and route. His reaction metrics ranked 1st in the majors.

- 🔥 Among AL center fielders with at least 500.0 innings at the position in 2022, Kiké ranked 6th with 4 defensive runs saved.

MOST LEADOFF HOME RUNS IN A SEASON, RED SOX HISTORY

Rk.	Player (Season)	HR
1.	Nomar Garciaparra (1997)	7
T2.	Kiké Hernández (2021)	6
T2.	Mookie Betts (2016)	6

THAT'S BANANAS

On 5/22/15, after the Dodgers had been shut out in 3 consecutive games, they were tied with the Padres in the 5th inning, 0-0. Kiké looked for a way to rally the team. "I look around and I see bananas in the dugout. So I grab a banana and I start, like, pointing the banana." The Dodgers broke a 35-inning scoreless streak that inning and went on to win the game, 2-1. After the game, Kiké posted to Instagram a photo of him holding a banana in the dugout, with the caption, "Plain and simple; RALLY BANANA!!!"

Later in the year, on 8/31, Kiké was on the disabled list while the Dodgers were playing the Giants. With the game in extra innings, Kiké put on a banana-style hooded sweatshirt and returned to the dugout, watching the game with a serious look on his face as though nothing were out of the ordinary. The Dodgers walked off the Giants in 14 innings. "I just remember [Don Mattingly's] face. He was so disappointed, but at the same time it was like, 'I'm so disappointed, but I'm not surprised.'"

Personal

- 🔥 Full name is Enrique J. (Kiké) Hernández...Nickname is pronounced "KEE-kay".
- 🔥 Married his wife, Mariana, in 2018...They had their first child, Penélope Isabel, on 1/15/21.
- 🔥 Attended American Military Academy in Puerto Rico.
- 🔥 His godfather is Jorge Posada's father.
- 🔥 Appeared as himself in an episode of the popular soap opera *The Bold and The Beautiful* on 9/12/16.
- 🔥 His favorite sport growing up was volleyball, but his dad told him he had a better chance of playing professional baseball.

In the Community

- 🔥 Participated in a Zoom session with Red Sox Kids Camp in 2021, speaking and answering questions from the children.

Kiké Hernández, Continued

Kiké Hernández's Career Record

YEAR	CLUB	AVG	G	AB	R	H	2B	3B	HR	RBI	SH	SF	HB	BB	SO	SB	CS	OBP	SLG	OPS
2009	GCL Astros	.295	53	207	35	61	12	3	1	27	2	2	4	10	28	8	2	.336	.396	.732
2010	Tri-City	.280	60	246	31	69	18	1	3	33	1	2	2	14	35	3	0	.322	.398	.720
2011	Lexington	.247	62	215	30	53	11	0	2	17	3	0	0	31	33	0	2	.341	.326	.667
2012	Corpus Christi	.247	23	81	7	20	2	0	1	3	1	0	2	4	9	2	2	.299	.309	.607
	Lancaster	.275	100	378	52	104	25	7	5	49	5	3	3	22	43	4	2	.318	.418	.736
2013	Corpus Christi	.236	116	437	53	103	18	2	13	46	5	2	5	34	70	5	3	.297	.375	.672
2014	Corpus Christi	.325	10	40	9	13	3	0	1	5	0	0	0	3	3	0	0	.372	.475	.847
	Oklahoma City	.337	67	264	41	89	17	2	8	31	2	3	2	18	25	6	5	.380	.508	.887
	HOUSTON	.284	24	81	10	23	4	2	1	8	0	0	0	8	11	0	0	.348	.420	.768
	MIAMI	.175	18	40	3	7	2	1	2	6	0	0	0	1	4	10	0	.267	.425	.692
	New Orleans	.250	21	72	8	18	5	0	2	6	0	1	1	10	13	0	1	.345	.403	.748
2015	LOS ANGELES-NL	.307	76	202	24	62	12	2	7	22	1	2	2	11	46	0	2	.346	.490	.836
	Oklahoma City	.169	16	59	6	10	2	0	1	9	0	1	0	4	14	1	0	.219	.254	.473
2016	LOS ANGELES-NL	.190	109	216	25	41	8	0	7	18	0	0	0	28	64	2	0	.283	.324	.607
	Tulsa	.000	2	8	0	0	0	0	0	0	0	0	0	1	3	0	0	.111	.000	.111
	Rancho Cucamonga	.375	2	8	2	3	1	0	0	0	0	0	0	2	3	1	0	.500	.500	1.000
	AZL Dodgers	.000	2	8	0	0	0	0	0	0	0	0	0	0	0	0	0	.000	.000	.000
2017	LOS ANGELES-NL	.215	140	297	46	64	24	2	11	37	1	3	0	41	80	3	0	.308	.421	.729
2018	LOS ANGELES-NL	.256	145	402	67	103	17	3	21	52	4	5	1	50	78	3	0	.336	.470	.806
2019	LOS ANGELES-NL	.237	130	414	57	98	19	1	17	64	0	4	6	36	97	4	0	.304	.411	.715
	AZL Dodgers2	.331	1	3	1	1	0	0	1	3	0	0	0	0	0	0	0	.333	1.333	1.667
	AZL Dodgers1	.500	2	6	1	3	1	0	0	0	0	0	0	2	1	0	0	.625	.667	1.292
2020	LOS ANGELES-NL	.230	48	139	20	32	8	1	5	20	0	1	2	6	31	0	1	.270	.410	.680
2021	BOSTON	.250	134	508	84	127	35	3	20	60	0	7	9	61	110	1	0	.337	.449	.786
	Worcester	.333	2	6	3	2	0	0	2	5	0	0	0	1	0	2	0	.429	1.333	1.762
2022	BOSTON	.222	93	361	48	80	24	0	6	45	0	4	3	34	71	0	2	.291	.338	.629
	Worcester	.000	1	4	0	0	0	0	0	0	0	0	0	0	2	0	0	.000	.000	.000
	Portland	.250	4	12	0	3	2	0	0	2	0	0	0	1	4	0	0	.308	.417	.725
Major League Totals		.239	917	2660	384	637	153	15	97	332	6	26	24	279	598	13	5	.314	.418	.732
Minor League Totals		.269	544	2054	279	552	117	15	40	236	19	14	20	156	288	30	17	.324	.399	.722
Red Sox Totals		.238	227	869	132	207	59	3	26	105	0	11	12	95	181	1	2	.318	.403	.721

2009: Signed by the Houston Astros as a 6th-round selection in the June Draft; **2014:** Acquired by the Miami Marlins with OF Austin Wates and RHP Jared Cosart in exchange for OF Jake Marisnick, RHP Francis Martes, INF Colin Moran, and a 2015 competitive balance round A draft pick, 7/31; Acquired by the Los Angeles Dodgers with C Austin Barnes, RHP Chris Hatcher, and LHP Andrew Heaney in exchange for INF/OF Dee Gordon, RHP Dan Haren, INF Miguel Rojas, and cash considerations, 12/11; **2015:** On disabled list with a left hamstring strain, 8/31-9/27; **2016:** On disabled list with left ribcage inflammation, 6/28-7/30; **2019:** On injured list with a left hand sprain, 7/26-8/19; **2021:** Signed by the Boston Red Sox as a free agent, 2/2; On injured list with a right hamstring strain, 5/7-18; On the COVID-19 Related Injured List, 8/27-9/7; **2022:** On COVID-19 Related injured list, 5/6; On injured list with a right hip flexor strain, 6/8-8/15

Postseason Record

AVG	G	AB	R	H	2B	3B	HR	RBI	SH	SF	HB	BB	SO	SB	CS	OBP	SLG	OPS
.269	69	171	26	46	7	1	13	27	0	1	3	19	40	3	2	.351	.550	.901

Wild Card Record

YEAR	CLUB	AVG	G	AB	R	H	2B	3B	HR	RBI	SH	SF	HB	BB	SO	SB	CS	OBP	SLG	OPS
2020	LAD vs. MIL	-	2	0	0	0	0	0	0	0	0	0	0	0	0	0	0	-	-	-
2021	BOS vs. NYY	.333	1	3	1	1	0	0	0	0	0	0	0	1	0	0	0	.500	.333	.833
Wild Card Totals		.333	3	3	1	1	0	0	0	0	0	0	0	1	0	0	0	.500	.333	.833

Division Series Record

YEAR	CLUB	AVG	G	AB	R	H	2B	3B	HR	RBI	SH	SF	HB	BB	SO	SB	CS	OBP	SLG	OPS
2015	LAD vs. NYM	.308	4	13	3	4	0	0	0	0	0	0	0	2	4	1	0	.400	.308	.708
2017	LAD vs. ARI	.333	3	3	1	1	1	0	0	0	0	0	0	1	0	0	0	.500	.667	1.167
2018	LAD vs. ATL	.167	4	12	2	2	0	0	1	1	0	0	0	3	2	2	0	.333	.417	.750
2019	LAD vs. WSH	.429	3	7	2	3	1	0	1	3	0	0	0	1	2	0	0	.500	1.000	1.500
2020	LAD vs. SD	.000	3	5	0	0	0	0	0	0	0	0	1	0	3	0	0	.167	.000	.167
2021	BOS vs. TB	.450	4	20	4	5	3	0	2	6	0	1	0	0	2	0	0	.429	.900	1.329
Division Series Totals		.271	21	60	12	19	5	0	4	10	0	1	0	7	13	3	0	.391	.600	.991

League Championship Series Record

YEAR	CLUB	AVG	G	AB	R	H	2B	3B	HR	RBI	SH	SF	HB	BB	SO	SB	CS	OBP	SLG	OPS
2016	LAD vs. CHC	.000	6	8	0	0	0	0	0	0	0	0	0	3	2	0	0	.273	.000	.273
2017	LAD vs. CHC	.444	4	9	3	4	0	0	3	7	0	0	0	2	1	0	1	.545	1.444	1.990
2018	LAD vs. MIL	.071	6	14	0	1	0	0	0	0	0	0	0	2	8	0	1	.188	.071	.259
2020	LAD vs. ATL	.308	6	13	2	4	0	0	2	2	0	0	0	1	2	0	0	.357	.769	1.126
2021	BOS vs. HOU	.385	6	26	4	10	1	1	3	3	0	0	1	0	4	0	0	.407	.846	1.253
LCS Totals		.271	28	70	9	19	1	1	8	12	0	0	1	8	17	0	2	.354	.657	1.011

World Series Record

YEAR	CLUB	AVG	G	AB	R	H	2B	3B	HR	RBI	SH	SF	HB	BB	SO	SB	CS	OBP	SLG	OPS
2017	LAD vs. HOU	.231	6	13	2	3	0	0	0	1	0	0	1	2	3	0	0	.375	.231	.606
2018	LAD vs. BOS	.133	5	15	1	2	0	0	1	2	0	0	0	0	4	0	0	.133	.333	.467
2020	LAD vs. TB	.200	6	10	1	2	1	0	0	2	0	0	0	1	3	0	0	.273	.300	.573
World Series Totals		.184	17	38	4	7	1	0	1	5	0	0	1	3	10	0	0	.262	.289	.551

World Baseball Classic Record

YEAR	CLUB	AVG	G	AB	R	H	2B	3B	HR	RBI	SH	SF	HB	BB	SO	SB	CS	OBP	SLG	OPS
2017	Puerto Rico	.267	6	15	1	4	0	1	0	2	0	0	0	1	3	0	0	.313	.400	.713
2023	Puerto Rico	.300	5	20	5	6	2	0	0	4	0	0	0	3	4	0	0	.391	.400	.791
WBC Totals		.286	11	35	6	10	2	1	0	6	0	0	0	4	7	0	0	.359	.400	.759

Career Fielding Record

POS	PCT.	G	GS	PO	A	E	TC	DP
P	-	1	0	0	0	0	0	0
1B	.1000	15	11	75	3	0	78	3
2B	.982	258	182	333	469	16	802	109
3B	.870	33	14	11	29	6	46	1
SS	.978	100	64	85	182	6	273	32
OF	.989	517	381	821	25	9	855	13

Career Single-Game Highs

HITS: 4, 4x, last 9/10/22 at BAL; **DOUBLES:** 2, 8x, last 9/2/22 vs. TEX; **HOME RUNS:** 2, 6x, last 7/19/21 at TOR; **RBI:** 5, 7/23/20 vs. SF; **RUNS SCORED:** 4, 2x, last 9/18/22 vs. KC; **WALKS:** 3, 2x, last 8/23/21 vs. TEX; **STRIKEOUTS:** 4, 4/16/18 at SD; **STOLEN BASES:** 2, 6/20/19 vs. SF; **HITTING STREAK:** 10, 2x, last 5/20-29/22; **EJECTIONS** (0)

Home Run Notes

MULTI-HOME RUN GAMES (6); 2-HOME RUN GAMES (6): 4/15/16 vs. SF; 7/19/17 at CWS; 6/24/18 at NYM; 3/28/19 vs. ARI; 7/18/19 at PHI; 7/19/21 at TOR; **LEADOFF (14):** 4/15/16 vs. SF off Madison Bumgarner; 6/1/16 at CHC off Jon Lester; 4/22/17 at ARI off Robbie Ray; 6/24/18 at NYM off Jerry Blevins; 4/3/19 vs. SF off Derek Holland; 6/25/19 at ARI off Robbie Ray; 4/19/21 vs. CWS off Lucas Giolito; 6/27/21 vs. NYY off Gerrit Cole; 6/28/21 vs. KC off Danny Duffy; 7/1/21 vs. KC off Kris Bubic; 7/9/21 vs. PHI off Vince Velasquez; 9/30/21 at BAL off Alexander Wells; 5/24/22 at CWS off Dylan Cease; 5/26/22 at CWS off Dallas Keuchel; **GRAND SLAMS (2):** 9/26/14 at WSH-G2 off Craig Stammen; 6/18/19 vs. SF off Trevor Gott; **PINCH-HIT (6):** 6/19/16 vs. MIL off Will Smith (8th inning); 6/14/17 at CLE off Andrew Miller (8th inning); 4/21/18 vs. WSH off Stephen Strasburg (7th inning); 8/31/18 vs. ARI off Zack Greinke (7th inning); 5/27/19 vs. NYM off Daniel Zamora (6th inning); 6/27/19 at COL off Wade Davis (9th inning); **EXTRA-INNING (1):** 8/25/21 vs. MIN (10th inning); **GAME-ENDING (0); INSIDE-THE-PARK (0)**

Major League Firsts

GAME: 7/1/14 vs. SEA (entered at 2B in 7th inning); **HIT:** 7/1/14 vs. SEA off Dominic Leone (double, 7th inning); **HOME RUN:** 7/2/14 vs. SEA off Chris Young (solo, 5th inning); **GAME-ENDING RBI:** 8/22/19 vs. TOR off Derek Law (single, 9th inning)

HIGH FIVE

In 2021, Kiké became the first Red Sox ever to hit 5 HR over any 5-game span in the Postseason:

Game	Stats
ALDS-G2	5-for-6, 1 HR, 3 2B, 3 RBI, 3 R
ALDS-G3	3-for-6, 1 HR, 2 RBI, 1 R
ALDS-G4	1-for-4, 1 RBI (walk-off SF)
ALCS-G1	4-for-5, 2 HR, 1 2B, 2 RBI, 2 R
ALCS-G2	2-for-4, 1 HR, 1 HBP, 1 RBI, 2 R
Totals:	15-for-25 (.600), 5 HR, 4 2B, 9 RBI, 8 R

RECORD BREAKER

Kiké put together an historic performance in the 2021 Postseason. He led MLB in XBH (10) and total bases (41) and was tied for the lead in HR (5) while posting a .408/.423/.837/1.260 line in 11 games.

🔴 Set the Sox record for most XBH in a Postseason and tied the record for most HR (also Todd Walker-2003, David Ortiz-2004 & '13, Rafael Devers-2021).

🔴 With 5 XBH in the ALDS, tied the Sox record for most XBH in a Postseason series (also Carl Yastrzemski-1967 WS, John Valentin-1999 ALDS, Kevin Youkilis-2007 ALCS & 2008 ALDS).

🔴 Set the Sox record for most XBH in a Postseason game (4) in Game 2 of the ALDS at TB (3 2B, 1 HR).

🔴 Set the Sox' Postseason record for consecutive plate appearances with a hit (7), spanning Games 2 and 3 of the ALDS vs. TB (HR, 2B, 2B, 1B, 1B, 1B, HR)...That streak tied the MLB Postseason record for consecutive plate appearances with a hit (7), matching Billy Hatcher (1990) and Derek Jeter (2005-06) (source: Elias).

🔴 Became the first player in MLB history to record 12 hits in a 4-game span in a single Postseason... Went 12-for-21 between Games 2-4 of the ALDS and Game 1 of the ALCS.

🔴 Became the first Red Sox to hit 5 HR in a 5-game span in the Postseason (ALDS-G2 through ALCS-G2).

PLAYERS TO HIT .400+ IN A SINGLE POSTSEASON (MIN. 50 PA)

Rk.	Player (Team)	Year	AVG
1.	Carlos Beltrán (HOU)	2004	.435
2.	Jose Offerman (BOS)	1999	.429
3.	Paul Molitor (TOR)	1993	.426
4.	Albert Pujols (STL)	2004	.414
5.	Hideki Matsui (NYY)	2004	.412
6.	Kiké Hernández (BOS)	2021	.408
T7.	David Ortiz (BOS)	2004	.400
T7.	Marty Barrett (BOS)	1986	.400

PLAYERS TO SLUG .800+ IN A SINGLE POSTSEASON (MIN. 50 PA)

Rk.	Player (Team)	Year	SLG
1.	Carlos Beltrán (HOU)	2004	1.022
2.	Barry Bonds (SF)	2002	.978
3.	Kiké Hernández (BOS)	2021	.837
4.	Randy Arozarena (TB)	2020	.831
5.	Ken Griffey Jr. (SEA)	1995	.818
6.	Paul Molitor (TOR)	1993	.809
7.	Alex Rodriguez (NYY)	2009	.808

PLAYERS WITH A 1.250+ OPS IN A SINGLE POSTSEASON (MIN. 50 PA)

Rk.	Player (Team)	Year	OPS
1.	Barry Bonds (SF)	2002	1.559
2.	Carlos Beltrán (HOU)	2004	1.557
3.	Paul Molitor (TOR)	1993	1.318
4.	Alex Rodriguez (NYY)	2009	1.308
5.	Albert Pujols (STL)	2004	1.286
6.	David Ortiz (BOS)	2004	1.278
7.	Randy Arozarena (TB)	2020	1.273
8.	Ken Griffey Jr. (SEA)	1995	1.261
9.	Kiké Hernández (BOS)	2021	1.260
10.	David Freese (STL)	2011	1.259

540 players have recorded 50+ PA in a single Postseason

59 RONALDO HERNÁNDEZ

CATCHER



Bats: Right • **Throws:** Right • **Height:** 6-1 • **Weight:** 248

Opening Day Age: 25 • **MLB Service:** 4 days

Born: 11/11/1997 in Arjona, Colombia

Acquired: From the Tampa Bay Rays
in a 4-player trade on 2/17/2021

Contract Status: Signed through 2023

Non-Roster Invitee

The Rundown

- Is in his 9th professional season, his 3rd in the Red Sox organization.
- Originally signed by the Rays in August 2014 and spent his first 6 seasons in the TB system (2015-20).
- Has twice been recalled to a big league roster (both in 2022 with BOS) but has yet to play in the majors.
- In 386 career minor league games at catcher, has thrown out 39.2% of runners attempting to steal (153 of 390).
- Earned MiLB.com Organization All-Star honors in 2017 (TB), 2018 (TB), and 2021 (BOS).
- Named a post-season All-Star in 2016 (Dominican Summer League), 2018 (Midwest League), and 2019 (Florida State League)...Also earned Midwest League mid-season All-Star honors in 2018.
- Entered 2019 ranked by *Baseball America* as the No. 56 prospect in baseball...Also entered each season from 2018-22 ranked by *Baseball America* as one of his organization's top 30 prospects.

Additional Career Highlights

- Tabbed a *Baseball America* All-Star in 2017 (Rookie) and 2018 (Low Class A).
- Named his team's MVP by the Rays Baseball Operations department in 2017 (Rookie-level Princeton) and 2018 (Single-A Bowling Green).
- Played for the AL in the 2019 SiriusXM All-Star Futures Game at Progressive Field.
- Played in the Arizona Fall League in 2018 (Peoria) and 2019 (Salt River)...Named a 2019 AFL Rising Star.
- Named Player of the Week in the Appalachian League (8/21-27/17) and Florida State League (6/10-16/19).
- In June 2018, named Midwest League Player of the Month and Rays Minor League Hitter of the Month.
- Hit .340 with an .892 OPS in 2016, then in 2017 led Rays minor leaguers in AVG (.332) and threw out 57.1% of runners attempting to steal (20 of 35).
- Split the 2020 season between the Rays' taxi squad and the club's Alternate Training Site...Was also part of the Rays' 40-man player pool for the Postseason.
- Hit safely in 13 consecutive games with Portland from 8/17-9/3/21 (.469 AVG, 23-for-49).
- Following the 2021 season, played 6 games for Toros Del Este in the Dominican Winter League (6 starts at C).

LENDING A HAND

Ronaldo returned home to Colombia at the onset of the COVID-19 pandemic in 2020 and went to work trying to improve the lives of people struggling with poverty in his hometown of Sincerin. He and his wife, Xilena, purchased and bagged essential goods such as rice, pasta, sugar, oil, salt, and eggs and delivered them door-to-door.

2022 Highlights

- Was twice added to the ML roster but did not play in a game with the Red Sox.
- Batted .261 with a .748 OPS in 105 games with Triple-A Worcester (107-for-410, 27 2B, 17 HR, 21 BB).
- Led the WooSox in doubles (27) and total bases (185) and ranked 2nd in HR (17), RBI (63), and XBH (44).
- Batted .119 (10-for-84) over his first 22 games of the season through 5/20, then hit .298 (97-for-326) with an .851 OPS over his final 83 games.
- Recorded an OPS above .775 in May (.829), June (.919), July (.785), and August (.788).
- Was 6-for-10 with the bases loaded.
- Made 67 starts at catcher and 37 at DH...Threw out 16 of 65 runners attempting to steal (24.6%)...In his 37 games at DH, hit .325 with a .932 OPS (49-for-151, 8 HR)...When catching, hit .225 with a .644 OPS (58-for-258, 9 HR).

2022 Timeline

- Began the season with Worcester...Recalled by BOS on 4/19, but did not appear in a game (optioned on 4/20).
- Hit .536 with 5 XBH (3 2B, 2 HR) and 9 RBI over a 7-game stretch from 5/21-31.
- Set a season high with 4 RBI on 5/29 at Lehigh Valley, going 3-for-5 with a 2-run HR.
- Recorded multiple hits in 6 consecutive games from 6/26-7/2, batting .532 (13-for-24) over the span.
- Recalled on 8/1, but did not appear in a game...Optioned to Worcester on 8/2.
- Hit 4 HR with 7 RBI over his final 5 games of the season from 9/23-27.

Personal

- Full name is Ronaldo José Hernández Martínez.
- He and his wife, Xilena, were married in late 2019 in Colombia.
- Enjoys playing soccer in his free time.

In the Community

- At the onset of the COVID-19 pandemic in 2020, Ronaldo and Xilena worked to help people in his hometown of Sincerín (see table on previous page).

Ronaldo Hernández's Career Record

YEAR	CLUB	AVG	G	AB	R	H	2B	3B	HR	RBI	SH	SF	HB	BB	SO	SB	CS	OBP	SLG	OPS
2015	DSL Rays	.227	13	44	3	10	0	1	0	4	0	0	3	3	6	0	0	.320	.273	.593
2016	DSL Rays	.340	54	206	34	70	12	0	6	35	0	0	3	20	12	3	5	.406	.485	.892
2017	Princeton	.332	54	223	42	74	22	1	5	40	0	3	4	16	39	2	2	.382	.507	.889
2018	Bowling Green	.284	109	405	68	115	20	1	21	79	0	7	6	31	69	10	4	.339	.494	.832
2019	Charlotte	.265	103	393	43	104	19	3	9	60	0	9	6	17	65	7	0	.299	.397	.696
2020																				
2021	Portland	.280	92	336	44	94	26	1	16	53	0	1	9	11	70	0	2	.319	.506	.825
	Worcester	.333	7	27	1	9	3	0	0	5	0	0	2	1	7	0	0	.400	.444	.844
2022	Worcester	.261	105	410	50	107	27	0	17	63	0	4	2	21	92	0	3	.297	.451	.748
Minor League Totals		.285	537	2044	285	583	129	7	74	339	0	24	35	120	360	22	16	.332	.464	.796

2014: Signed by the Tampa Bay Rays as an international free agent, 8/9 (signed by Ángel Contreras); **2021:** Acquired by the Boston Red Sox with INF Nick Sogard and cash considerations in exchange for LHP Jeffrey Springs and RHP Chris Mazza, 2/17

89 TANNER HOUCK

RHP



Bats: Right • **Throws:** Right • **Height:** 6-5 • **Weight:** 226

Opening Day Age: 26 • **MLB Service:** 1 year, 100 days

Born: 6/29/1996 in St. Louis, MO

Acquired: Selected in the 1st round (24th overall) of the 2017 June Draft

Contract Status: Signed through 2023

The Rundown

- Is in his 7th professional season, all with the Red Sox.
- Selected in the 1st round (24th overall) of the 2017 June Draft out of the University of Missouri.
- Made his MLB debut in 2020, then made the Sox' Opening Day roster in 2021 and 2022.
- Owens a 3.22 ERA in 20 career starts (33 ER/92.1 IP) and a 2.68 ERA in 33 relief appearances (16 ER/53.2 IP)... Each of his first 48 professional appearances came as a starter; made his 1st relief appearance in July 2019.
- Started the Sox' 2nd game of the 2021 season and their 3rd game of 2022.
- During his MLB career, has held RHH to a .199 AVG/.528 OPS and LHH to a .232 AVG/.676 OPS.
- Is the only pitcher since 1901 to earn a win, throw at least 5.0 innings, allow 1 or 0 runs, and give up 3 or fewer hits in each of his first 3 ML outings.
- Created "Pitch for Adoption," which aims to raise money for Caritas Family Solutions (see box on page 118).

Additional Career Highlights

- Entered each of the 4 seasons from 2018-21 ranked by *Baseball America* as one of the Sox' top prospects: No. 3 in 2018, No. 7 in 2019, No. 11 in 2020, and No. 8 in 2021...Rated by *Baseball America* as having the best slider in the Red Sox system in 2018 and 2021.
- Attended his 1st ML Spring Training in 2020 (NRI).
- Began his ML career with 10.0 scoreless innings and allowed 0 ER in his first 15.0 IP...Allowed 3 ER or fewer in each of his first 26 MLB outings.
- Selected to the ML roster on 9/15/20 and made his debut that night at MIA, earning the win (GS, 5.0 IP, 0 R, 2 H, 3 BB, 7 SO)...Became the 13th Sox pitcher to throw 5.0+ innings and allow 0 runs in an MLB debut.
- Made his 2nd start on 9/20/20 vs. NYY and carried a no-hitter into the 6th inning (6.0 IP, 1 H, 1 R/0 ER, 3 BB, 4 SO)... The only other Sox pitchers to throw at least 5.0 innings and allow 0 ER in each of their first 2 MLB starts are Vaughn Eshelman (1995) and Dave Ferriss (1945).
- Made his 3rd start on 9/26/20 at ATL (6.0 IP, 3 H, 1 R, 3 BB, 10 SO)...Joined Eduardo Rodriguez as the only Red Sox ever to throw 5.0+ innings and allow 1 or 0 runs in each of their first 3 MLB games.
- Became the 5th Sox pitcher (since ER became an official stat) to throw 5.0+ innings and allow 2 ER or fewer in each of his first 4 ML games, joining Dave Ferriss (1945), Don Schwall (1961), Dave Morehead (1963), and Aaron Sele (1993).

LOWEST HR/9.0 IP RATIO IN THE A.L., 2020-2022

Rk.	Pitcher	HR/9.0 IP
1.	Emmanuel Clase (CLE)	0.32
2.	Tanner Houck (BOS)	0.49
3.	Jonathan Loaisiga (NYY)	0.57

LOWEST FIELDING INDEPENDENT PITCHING (FIP) IN THE A.L., 2020-2022

Rk.	Pitcher	FIP
1.	Emmanuel Clase (CLE)	2.04
T2.	Ryan Pressly (HOU)	2.27
T2.	Liam Hendriks (OAK, CWS)	2.27
4.	Kevin Gausman (TOR)	2.38
5.	Justin Verlander (HOU)	2.60
6.	Shane Bieber (CLE)	2.75
7.	Carlos Rodón (CWS)	2.77
8.	Caleb Thielbar (MIN)	2.88
9.	Lucas Luetge (NYY)	2.92
10.	Tanner Houck (BOS)	2.95

Min. 125.0 IP

- On 7/16/21 at NYY, earned his 1st career save in the Sox' 4-0 win...Threw the final 3.0 innings.
- In his final outing of 2021 (10/2 at WSH), threw 5.0 perfect innings with 8 SO...According to Elias, the only other Red Sox to allow 0 baserunners in an entire outing of 5.0+ innings is Cy Young (5/5/1904 vs. PHI, 9.0 IP).
- Made 5 relief appearances for the Sox in the 2021 Postseason...Earned a hold in his Postseason debut in the Wild Card Game vs. NYY, throwing a perfect 7th inning.
- In Game 2 of the 2021 ALDS at TB, allowed 1 run in 5.0 innings of relief and earned the win (2 H, 0 BB, 5 SO)...Was the 6th Red Sox pitcher to throw 5.0+ innings of relief in a Postseason game and only the 3rd in the last 100 years, joining Pedro Martinez (1999 ALDS Game 5 at CLE) and Nathan Eovaldi (2018 World Series Game 3 at LAD).
- Retired 30 consecutive batters spanning 9/28 at BAL to Game 2 of the ALDS at TB (see table on next page).
- In 2019, named an Eastern League mid-season All-Star, pitched for Peoria in the Arizona Fall League, and pitched for Team USA in the WBSC Premier12 tournament...Also pitched for USA on the 2015 and 2016 Collegiate National Teams.

2022 Highlights

- 🔴 Set career highs in wins (5), games (32), and saves (8)...Tied for the team lead in saves.
- 🔴 Missed the Sox' final 54 games due to a back injury.
- 🔴 Posted a 2.70 ERA in 28 relief outings (13 ER/43.1 IP) and a 4.32 ERA in 4 starts (8 ER/16.2 IP)...In his final 25 games of the season (beginning 5/15), posted a 1.49 ERA (6 ER/36.1 IP).
- 🔴 Tossed at least 2.0 innings in relief 10 times, 7 of which were scoreless.
- 🔴 Ranked 12th among AL pitchers (min. 60.0 IP) with a .295 opponent SLG (6 2B, 3 HR).
- 🔴 Ranked in MLB's 86th percentile in barrel percentage (4.9%)...Only 8 of 163 batted balls against him were barrels.
- 🔴 Went 3-0 with a 1.82 ERA in 18 road games (6 ER/29.2 IP) and 2-4 with a 4.45 ERA in 14 home games (15 ER/30.1 IP).
- 🔴 Opponents hit .152 against his slider (12-for-79)... Allowed 1 XBH against his sinker (21-for-73, 1 2B).

2022 Timeline

- 🔴 Each of his first 3 outings in the regular season were starts (1-1, 3.21 ERA, 5 ER/14.0 IP)...Recorded a season-high 5.2 IP on 4/16 vs. MIN and 5.0 IP on 4/21 vs. TOR.
- 🔴 Beginning 4/24 at TB, 28 of his final 29 appearances came in relief.
- 🔴 On the Restricted List from 4/25-28.
- 🔴 Made his final start of the season on 5/8 vs. CWS, allowing 3 runs in 2.2 innings (4 H, HBP, 2 SO).
- 🔴 In his remaining 25 games (beginning 5/15), posted a 1.49 ERA (6 ER/36.1 IP).
- 🔴 Allowed just 1 run in 9 appearances from 5/15-6/12 (0.47 ERA, 19.0 IP, 12 H, 5 BB, 18 SO).
- 🔴 Did not allow a run in 16.0 consecutive IP across 8 games from 5/19-6/12, his longest career scoreless streak.
- 🔴 Struck out a season-high 6 over 4.0 scoreless IP to earn the win on 5/19 vs. SEA (H, BB, 6 SO)...Retired 12 of 14 batters faced in his longest career relief outing.
- 🔴 Pitched 3.0 scoreless innings on 5/25 at CWS (3 H, 2 BB, 3 SO)...Was 1 of 12 MLB pitchers with 3.0+ scoreless IP in consecutive relief appearances in 2022, and 1 of 7 to do so in the AL.
- 🔴 Earned a save in 6 of his 7 appearances from 6/10-25, including in each of his 5 from 6/10-20.
- 🔴 On the Restricted List from 6/27-29.
- 🔴 Did not allow an ER in 5 consecutive appearances from 7/3-23 (7.0 IP, 3 H, R, 6 BB, 4 SO).
- 🔴 Retired all 3 batters faced in the 9th inning to earn the save on 8/1 at HOU (1.0 IP, SO).
- 🔴 Placed on the 15-Day Injured List on 8/9 (retro to 8/6) due to lower back inflammation and missed the remainder of the season.
- 🔴 Underwent a successful lumbar discectomy on 9/6, performed by Dr. Christopher Bono at Massachusetts General Hospital.

RED SOX TO RETIRE 27+ BATTERS IN A ROW IN A SINGLE SEASON SINCE 1961

Pitcher	Year (Dates)	BF
Koji Uehara	2013 (8/17-9/13)	37
Hideo Nomo	2001 (5/25-5/31)	31
Tanner Houck	2021 (9/28-10/8)	30
Pedro Martinez	1999 (9/10-9/15)	30
Mike Timlin	2003 (9/22-10/15)	28

Source: Elias Sports Bureau
(Includes regular season and Postseason)

HOUCK'S 2020 GAME LOG

Game	Stats
9/15 at MIA	5.0 IP, 0 R, 2 H, 7 SO
9/20 vs. NYY	6.0 IP, 1 R/0 ER, 1 H, 4 SO
9/26 at ATL	6.0 IP, 1 R, 3 H, 10 SO

RED SOX TO WIN FIRST 3 MAJOR LEAGUE OUTINGS (ALL STARTS)

Pitcher (Years)	ERA in 3 GS
Tanner Houck (2020)	0.53
Dave Ferriss (1945)	0.67
Don Schwall (1961)	1.04
Don Aase (1977)	1.08
Vaughn Eshelman (1995)	1.45
George Winter (1901)	1.67
Bill Henry (1952)	3.81
Anthony Ranaudo (2014)	4.50

MOST STRIKEOUTS THROUGH FIRST 20 CAREER GAMES, RED SOX

Pitcher (Years)	SO
Daisuke Matsuzaka (2007)	131
Roger Clemens (1984)	119
Lynn McGlothen (1972)	106
Aaron Sele (1993)	101
Tanner Houck (2020-21)	100

HOUCK THROWS 4.0 INNINGS IN COMBINED NO-HITTER FOR TEAM USA

On 7/1/15, Tanner threw 4.0 perfect innings as part of a no-hitter for the USA Collegiate National Team in a 2-0 win over the Cuban National Team. The game took place at the USA Baseball National Training Complex in Cary, NC. A.J. Puk (4.0 IP) and Ryan Hendrix (1.0 IP) also pitched for Team USA.

- 🔴 Houck threw only 40 pitches in his 4.0 innings.
- 🔴 It was the third no-hitter in USA Baseball Collegiate National Team history (also vs. Korea in 2010 and vs. Netherlands in 2014).
- 🔴 It marked the first time the Cuban National Team was no-hit in international play.
- 🔴 The victory was the first for Team USA vs. Cuba since 2013, snapping a 5-game losing streak.

Tanner Houck, Continued

Personal

- 🔥 Full name is Tanner Lee Houck.
- 🔥 Is an avid fisherman.
- 🔥 Was selected by the Blue Jays out of Collinsville (IL) High School in the 2014 June Draft but elected to attend the University of Missouri.
- 🔥 Ranked 2nd among 3-year players in Missouri history with 292 SO, trailing Kyle Gibson (304 from 2007-09)... Became the school's 2nd pitcher to throw at least 300 innings in 3 or fewer seasons.
- 🔥 Ranked by *Baseball America* as the No. 8 college prospect available in the 2017 June Draft.

In the Community

- 🔥 Created "Pitch for Adoption," which aims to raise money for Caritas Family Solutions.
- 🔥 Made a monetary donation to the Home for Little Wanderers during the 2021 holiday season, an organization which helps build stable lives and hopeful futures for children who are abused, neglected or at-risk.
- 🔥 As part of the Red Sox Rookie Development Program, visited patients at Boston Children's Hospital on 1/15/20.

TANNER HOUCK'S PITCH FOR ADOPTION

Tanner's Pitch for Adoption (@Pitch4Adoption on Twitter) aims to raise money for Caritas Family Solutions, a non-profit organization created to strengthen individuals and families experiencing social and emotional challenges in order to build healthy homes and communities. A key program of Caritas Family Solutions is St. John Bosco Children's Center, where children between the ages of 6-18 who have experienced a life of abuse and/or neglect can live in a loving, caring, structured, and therapeutic home so that they can eventually obtain permanency in a forever home.

"My family and I have been strong supporters of adoption for as long as I can remember, as it's what made our family complete. I hope that our story and my campaign will inspire others to learn more about the life-changing benefits of adoption. My mom adopted my little sister Reanna when she was 4 years old. I remember meeting her for the first time when my mom brought her to my high school baseball game. I knew even then she was going to change our lives for the better, and we would help change hers."

Tanner Houck's Career Record

YEAR	CLUB	W-L	ERA	G-GS	CG-SHO	SV	IP	H	R	ER	HR	HB	BB	SO	SO/9	WHIP	AVG
2017	Lowell	0-3	3.63	10-10	0-0	0	22.1	21	14	9	0	2	8	25	10.07	1.30	.239
2018	Salem	7-11	4.24	23-23	0-0	0	119.0	110	68	56	11	4	60	111	8.39	1.43	.245
2019	Portland	8-6	4.25	17-15	1-1	0	82.2	86	41	39	4	9	32	80	8.71	1.43	.270
	Pawtucket	0-0	3.24	16-2	0-0	1	25.0	19	11	9	3	5	14	27	9.72	1.32	.209
2020	BOSTON	3-0	0.53	3-3	0-0	0	17.0	6	2	1	1	1	9	21	11.12	0.88	.113
2021	BOSTON	1-5	3.52	18-13	0-0	1	69.0	57	32	27	4	6	21	87	11.35	1.13	.223
	Worcester	0-2	5.14	6-6	0-0	0	21.0	19	13	12	1	3	7	26	11.14	1.24	.241
2022	BOSTON	5-4	3.15	32-4	0-0	8	60.0	49	22	21	3	6	22	56	8.40	1.18	.226
Major League Totals		9-9	3.02	53-20	0-0	9	146.0	112	56	49	8	13	52	164	10.11	1.18	.213
Minor League Totals		15-22	4.17	72-56	1-1	1	270.0	255	147	125	19	23	121	269	8.97	1.39	.249

2014: Selected by the Toronto Blue Jays in the 12th round of the June Draft (did not sign); **2017:** Signed by the Boston Red Sox as a 1st-round selection (24th overall) in the June Draft (signed by Todd Gold); **2022:** On restricted list, 4/25-28 and 6/27-29; On injured list with lower back inflammation, 8/9 through end of season

Postseason Record

W-L	ERA	G-GS	CG-SHO	SV	IP	H	R	ER	HR	HB	BB	SO	SO/9	WHIP	AVG
1-0	5.23	5-0	0-0	0	10.1	7	6	6	3	1	0	10	8.71	0.68	.189

Wild Card Record

YEAR	CLUB	W-L	ERA	G-GS	CG-SHO	SV	IP	H	R	ER	HR	HB	BB	SO	SO/9	WHIP	AVG
2021	BOS vs. NYY	0-0	0.00	1-0	0-0	0	1.0	0	0	0	0	0	0	2	18.00	0.00	.000

Division Series Record

YEAR	CLUB	W-L	ERA	G-GS	CG-SHO	SV	IP	H	R	ER	HR	HB	BB	SO	SO/9	WHIP	AVG
2021	BOS vs. TB	1-0	3.00	2-0	0-0	0	6.0	3	2	2	2	0	0	6	9.00	0.50	.143

League Championship Series Record

YEAR	CLUB	W-L	ERA	G-GS	CG-SHO	SV	IP	H	R	ER	HR	HB	BB	SO	SO/9	WHIP	AVG
2021	BOS vs. HOU	0-0	10.80	2-0	0-0	0	3.1	4	4	4	1	1	0	2	5.40	1.20	.308

Career Single-Game Highs

INNINGS: 6.0, 2x, last 9/26/20 at ATL; **STRIKEOUTS:** 10, 9/26/20 at ATL; **HITS:** 8, 8/24/21 vs. MIN; **RUNS:** 7, 5/5/22 vs. LAA; **WALKS:** 4, 2x, last 9/25/21 vs. NYY; **HOME RUNS:** 1, 8x, last 7/27/22 vs. CLE; **SCORELESS INNINGS STREAK:** 16.0, 5/19-6/12/22; **EJECTIONS (0)**

Major League Firsts

APPEARANCE: 9/15/20 at MIA (5.0 IP, start); **STRIKEOUT:** 9/15/20 at MIA (Jesus Aguilar, swinging); **WIN:** 9/15/20 at MIA (5.0 IP); **SAVE:** 7/16/21 at NYY (3.0 IP)

74 KENLEY JANSEN

RHP

Bats: Switch • **Throws:** Right • **Height:** 6-5 • **Weight:** 265

Opening Day Age: 35 • **MLB Service:** 12 years, 73 days

Born: 9/30/1987 in Willemstad, Curaçao

Acquired: Signed as a free agent on 12/13/2022

Contract Status: Signed through 2024



The Rundown

🔴 Is in his 14th MLB season, his 1st with the Sox...Has pitched in 766 games with LAD (2010-21) and ATL (2022).

🔴 Would be the 1st Curaçao-born player to play for the Red Sox...Entering 2023, there have been 16 individuals born in Curaçao who have played in MLB (see pg. 122).

🔴 Has made 11 Opening Day rosters (2011-14, '16-22)...Opened the 2015 season on the IL.

🔴 Earned MLB's Trevor Hoffman Award as the NL's top relief pitcher in 2016 and 2017.

🔴 Is a 3-time NL All-Star (2016-18).

🔴 Won a World Series title in 2020 with the Dodgers.

🔴 Among pitchers with at least 750.0 IP in the Live Ball Era (1920-present), owns MLB's lowest WHIP (0.94) and opponent AVG (.179) and highest SO/9.0 IP rate (12.96).

🔴 Is 1 of only 76 pitchers in MLB history to pitch in 750+ games...Has pitched in 50+ games in each of the last 11 full seasons, making 60+ appearances in 9 of those.

🔴 Ranks 8th all time in saves, having converted 391 of 443 opportunities (88.3%)...Since the start of 2014, leads MLB with 329 saves, 74 more than any other pitcher.

🔴 Has recorded 30+ saves in each of his last eight 162-game seasons (2014-19, '21-22), including 40+ in 2014 (44), 2016 (47), 2017 (41), and 2022 (41).

🔴 Has pitched in each of the last 10 Postseasons (2013-22)...In MLB history, his 59 appearances and 20 saves both rank 2nd all time behind Mariano Rivera (96 G, 42 SV)...His 0.80 Postseason WHIP ranks 2nd behind Rivera (0.76) among pitchers with at least 50.0 IP.

🔴 Pitched for Team Netherlands in the 2009, 2013, and 2017 World Baseball Classics...Was in the team's Designated Pitcher Pool for the 2023 tournament.

🔴 Nominated for the 2019 Roberto Clemente Award.

🔴 Converted to a pitcher during the 2009 season after beginning his career as a catcher (2005-09).

KENLEY JANSEN FOUNDATION

Kenley founded the Kenley Jansen Foundation in 2019. The organization's mission is to impact the lives of families who have seriously ill and chronically ill children, by providing them with daily support through life-improving resources and life-changing experiences. The foundation aims to provide distraction and entertainment to children and their families who bear the diagnosis of critical and chronic illnesses, recognizing how and where illness impacts the entire family. To learn more about the foundation, visit kenleyjansen.org.

KENLEY JANSEN IN THE LIVE BALL ERA (1920-2022)

Rk.	Pitcher	WHIP
1.	Kenley Jansen	0.94
2.	Billy Wagner	0.9978
3.	Jacob deGrom	0.9985
4.	Mariano Rivera	1.000
5.	Clayton Kershaw	1.001

Rk.	Pitcher	SO/9.0 IP
1.	Kenley Jansen	12.96
2.	Billy Wagner	11.92
3.	Chris Sale	11.07

Rk.	Pitcher	Opp. AVG
1.	Kenley Jansen	.179
2.	Billy Wagner	.187
3.	Armando Benítez	.195

Rk.	Pitcher	ERA
1.	Mariano Rivera	2.21
2.	Billy Wagner	2.31
3.	Kenley Jansen	2.46

Rk.	Pitcher	SO/BB
1.	Chris Sale	5.33
2.	Jacob deGrom	5.30
3.	Kenley Jansen	4.90
4.	Corey Kluber	4.85

(Min. 750.0 IP)

MOST SAVES IN MLB HISTORY

Rk.	Pitcher	Saves
1.	Mariano Rivera *	652
2.	Trevor Hoffman *	601
3.	Lee Smith *	478
4.	Francisco Rodríguez	437
5.	John Franco	424
6.	Billy Wagner	422
7.	Craig Kimbrel	394
8.	Kenley Jansen	391
9.	Dennis Eckersley *	390
10.	Joe Nathan	377

*Member of the National Baseball Hall of Fame

Kenley Jansen

Kenley Jansen, Continued

Dodgers Records and Notes

🔴 Is the Dodgers' all-time saves leader (350)...Also owns franchise records in strikeouts as a reliever (1,022) and in pitching appearances (701).

🔴 Is the only pitcher in Dodgers history to record at least 30 saves in 6 consecutive seasons (2014-19).

🔴 Is 1 of 2 pitchers in Dodgers history with 3 seasons of 40 or more saves (2014, '16-17), joined by Eric Gagné... Jansen's 4 seasons with 100+ SO (2013-14, '16-17) are the most by a Dodgers reliever.

🔴 Jansen and Gagné are the only Dodgers relievers to be selected to 3 consecutive All-Star Games.

🔴 Made his 551st career appearance on 4/17/19 vs. CIN, passing Don Sutton (550) for the most games pitched in Dodgers history.

Additional Career Highlights

🔴 Has made 50+ appearances in 11 seasons, 60+ in 9, and 70+ in 2 (75 in 2013, 71 in 2016).

🔴 Was the only pitcher in the majors to record at least 30 saves in each of the 6 seasons from 2014-19.

🔴 Has converted at least 20 consecutive save opportunities 4 times in his career: 34 from 8/27/16-7/18/17, 26 from 7/24/21-5/17/22, 25 from 8/25/15-5/17/16, and 21 from 4/21-7/4/18.

🔴 Named NL Reliever of the Month for June 2017 and July/August 2020.

🔴 During his career, has limited RHH to a .160 AVG/.502 OPS and LHH to a .200 AVG/.587 OPS.

🔴 Made his ML debut on 7/24/10 vs. NYM and tossed a perfect 7th inning...Struck out each of his first 2 batters faced (Angel Pagan and David Wright).

🔴 Established a then-MLB record in 2011 (since broken) by recording 16.10 SO/9.0 IP (min. 50.0 IP).

🔴 Recorded a career-high 111 SO in 2013 (75 G).

🔴 Retired 27 consecutive batters from 7/23-8/8/13, striking out 15.

🔴 In 2016, led the majors in WHIP (0.67) and opponent AVG (.150).

🔴 In 2017, led MLB relievers in ERA (1.32) and WHIP (0.75).

🔴 Began 2017 by striking out 51 of 115 batters faced without issuing a walk...According to Elias, it marked the most strikeouts to open a season without issuing a walk in MLB history.

🔴 Struck out the side on 9 pitches in the 9th inning on 5/18/17 vs. MIA, the 79th known immaculate inning in MLB history and 1st by a Dodgers pitcher since Todd Worrell in 1995.

🔴 Led the NL with 41 saves in 2022, 2nd most in the majors behind CLE's Emmanuel Clase (42)...Also tied for the NL lead with 41 saves in 2017.

KENLEY'S MILESTONE SAVES

SV	Game	Stats
1	7/25/10 vs. NYM	1.0 IP, 0 R
100	8/27/14 at ARI	1.0 IP, 0 R
200	6/11/17 vs. CIN	1.0 IP, 0 R
300	9/25/19 at SD	1.0 IP, 0 R

KENLEY'S RANKINGS, 2010-22

Stat	NL	MLB
391 saves	1st	2nd
766 appearances	1st	1st
0.94 WHIP	1st	1st
2.46 ERA	2nd	3rd
12.96 SO/9.0 IP	1st	3rd
.179 opponent AVG	1st	3rd
.543 opponent OPS	1st	3rd
36.4 SO%	1st	3rd
2.44 FIP	1st	3rd
*22.3 fWAR	1st	1st

Min. 500.0 IP

*fWAR rankings among relievers

MOST SEASONS WITH 30+ SAVES, MLB HISTORY

Rk.	Pitcher	Seasons
1.	Mariano Rivera	15
2.	Trevor Hoffman	14
3.	Lee Smith	10
T4.	Joe Nathan	9
T4.	Billy Wagner	9
T6.	Kenley Jansen & 8 others	8

(Among the 8 others tied with Jansen are 2 active pitchers: Aroldis Chapman and Craig Kimbrel.)

KENLEY'S SEASONS WITH 30+ SAVES

Year	SV	SV%	ERA, WHIP
2014	44	89.8%	2.76 ERA, 1.13 WHIP
2015	36	94.7%	2.41 ERA, 0.78 WHIP
2016	47	88.7%	1.83 ERA, 0.67 WHIP
2017	41	97.6%	1.32 ERA, 1.31 WHIP
2018	38	90.5%	3.01 ERA, 0.99 WHIP
2019	33	80.5%	3.71 ERA, 1.06 WHIP
2021	36	88.4%	2.22 ERA, 1.04 WHIP
2022	41	85.4%	3.38 ERA, 1.05 WHIP

Postseason Career Highlights

- Won the 2020 World Series with the Dodgers...Also appeared in the Fall Classic with the club in 2017 and '18.
- Is 3-2 with a 2.20 ERA, 0.80 WHIP, and .148 opponent AVG in 59 career Postseason appearances (65.1 IP, 34 H, 16 ER, 18 BB, 94 SO).
- Ranks 2nd in MLB Postseason history in appearances (59) and saves (20), trailing only Mariano Rivera in each category (96 G, 42 SV).
- Among pitchers with 50.0+ IP in Postseason history, ranks 1st in SO/9.0 IP (12.95) and 2nd in WHIP (0.80).
- Appeared in the Postseason during each of the last 10 seasons...Is 1 of 10 players in MLB history to appear in 10 consecutive Postseasons (see tables on right).
- His 0.74 career ERA (2 ER/24.1 IP) during the League Championship Series round is the 3rd-lowest in MLB history behind Blue Moon Odom (0.40) and Dave Dravecky (0.43) (min. 20.0 IP).
- 21 of his 22 appearances in the League Championship Series have been scoreless, including each of his last 19 since allowing 2 runs in Game 5 of the 2013 NLCS vs. STL.
- As part of the Dodgers' 2017 NL pennant run, was 1-1 with a 1.62 ERA (3 ER/16.2 IP) in 13 appearances, 10 of which were scoreless...Recorded 20 SO and only 3 BB.
- Converted all 3 save opportunities over the 2016 NLDS and NLCS...6 of his 7 outings were scoreless, including 3.0 IP during Game 6 of the NLCS at CHC.

Minor League Highlights

- Primarily played as a catcher from 2005-09 before switching to pitcher nearly full-time in 2010.
- Hit .229 (192-for-840) with a .647 OPS, 15 HR, and 97 RBI in 308 games.
- In addition to pitcher, appeared defensively in the minors at C (131 G, 126 GS), 1B (6, 6), and CF (1, 0).
- In his 1st full season pitching (2010), went 5-1 with a 1.60 ERA (8 ER/45.0 IP) in 33 appearances between Double-A Chattanooga and High-A Inland Empire before making his ML debut later that season.
- In 2010, named a Southern League Mid-Season All-Star with Double-A Chattanooga and received MiLB.com Organization All-Star honors, his 1st full year as a pitcher.
- Tabbed a Midwest League Mid-Season All-Star in 2008 with Single-A Great Lakes as a catcher.
- Ranked by *Baseball America* as one of the Dodgers' top prospects in 2010 (No. 14) and 2011 (No. 8)...Rated by *Baseball America* as having the best fastball in the Dodgers system in 2010 and '11, as well as being the best reliever in the Southern League in 2010.
- Made 5 appearances for Peoria in the Arizona Fall League following the 2009 season.
- Played 2 seasons in Hawaii Winter Baseball: 2006 with North Shore and 2007 with West Oahu.

KENLEY'S ALL-TIME POSTSEASON RANKINGS

Stat	Rank
12.95 SO/9.0 IP	1st
20 saves	2nd
59 appearances	2nd
0.80 WHIP	2nd
5.22 SO/BB	9th
10 Postseasons appeared in	T-12th
<i>Min. 50.0 IP</i>	

MOST POSTSEASONS PITCHING IN AT LEAST 1 GAME, MLB HISTORY

Rk.	Pitcher	Seasons
1.	Mariano Rivera	16 (1995-2011)
T2.	Andy Pettitte	14 (1995-2012)
T2.	John Smoltz	14 (1991-2009)
4.	Greg Maddux	13 (1989-2008)
T5.	Roger Clemens	12 (1986-2007)
T5.	Tom Glavine	12 (1991-2006)
T7.	Whitey Ford	11 (1950-64)
T7.	Clayton Kershaw	11 (2008-22)
T7.	Mike Stanton	11 (1991-2002)
T7.	Mike Timlin	11 (1991-2008)
T7.	David Wells	11 (1989-2006)
T12.	Kenley Jansen	10 (2013-22)
T12.	John Lackey	10 (2002-17)
T12.	CC Sabathia	10 (2001-19)

- Jansen is 1 of only 34 players in MLB history to appear in as many as 10 Postseasons.

PLAYERS TO APPEAR IN 10 CONSECUTIVE POSTSEASONS, MLB HISTORY

Rk.	Pitcher	Seasons
1.	Mariano Rivera	13 (1995-2007)
T2.	Derek Jeter	12 (1996-2007)
T2.	Bernie Williams	12 (1995-2006)
T4.	Tom Glavine	*11 (1991-2002)
T4.	Chipper Jones	11 (1995-2005)
T4.	Jorge Posada	11 (1997-2007)
T4.	Mike Stanton	*11 (1991-2002)
T8.	Kenley Jansen	10 (2013-22)
T8.	Andruw Jones	10 (1996-2005)
T8.	Greg Maddux	*10 (1993-2003)

*There was no MLB Postseason in 1994

Kenley Jansen, Continued

HIGHEST SAVE % IN MLB HISTORY

Rk.	Pitcher	SV%	SV/SVO
1.	Eric Gagné	91.7	187/204
2.	John Smoltz	91.1	154/169
3.	Aroldis Chapman	89.2	315/353
4.	Craig Kimbrel	89.14	394/442
5.	Joe Nathan	89.13	377/423
6.	Mariano Rivera	89.07	652/732
7.	Trevor Hoffman	88.8	601/649
8.	Zack Britton	88.51	154/174
9.	Ken Giles	88.46	115/130
10.	Kenley Jansen	88.3	391/443

**Among 161 players with at least 100 career saves*

MOST PITCHING APPEARANCES (ACTIVE PLAYERS)

Rk.	Pitcher	G
1.	Joe Smith	866
2.	Tyler Clippard	807
3.	Kenley Jansen	766
4.	Bryan Shaw	753

PITCHERS WITH AT LEAST 1,000 STRIKEOUTS IN RELIEF

Rk.	Pitcher	SO
1.	Hoyt Wilhelm	1,363
2.	Goose Gossage	1,340
3.	Lee Smith	1,225
4.	Billy Wagner	1,196
5.	Rollie Fingers	1,183
6.	Jesse Orosco	1,169
7.	Lindy McDaniel	1,165
8.	Francisco Rodriguez	1,142
9.	Mariano Rivera	1,135
10.	Trevor Hoffman	1,133
11.	Kenley Jansen	1,107
12.	Craig Kimbrel	1,098
13.	Aroldis Chapman	1,045

2022 Highlights

🔴 Led the National League with 41 saves, 2nd-most in the majors behind CLE's Emmanuel Clase (42).

🔴 In 65 appearances for ATL, was 5-2 with a 3.38 ERA, 1.05 WHIP, and .192 opponent AVG (64.0 IP, 45 H, 24 ER, 22 BB, 85 SO).

🔴 Became only the 10th player in MLB history to record at least 40 saves in as many as 4 seasons.

🔴 With 30 saves for the 8th time in as many 162-game seasons, joined Mariano Rivera, Trevor Hoffman, and Craig Kimbrel as the only pitchers to accomplish the feat.

🔴 Made at least 60 appearances for the 9th time.

🔴 Made his 11th Opening Day roster.

🔴 Allowed 3 runs on 3 hits in his season debut (4/8 vs. CIN), then gave up 0 hits and 0 runs in his remaining 8 games in April (8.0 IP, 0-for-24, 11 SO, 1 BB).

🔴 In his final 7 outings (beginning 9/24), allowed only 1 hit and was 5-for-5 in save opportunities (7.0 IP, 1-for-22, 10 SO, 2 BB).

🔴 Appeared in 2 games during the NLDS against PHI, tossing a scoreless inning to earn the save in Game 2.

Personal

🔴 Full name is Kenley Geronimo Jansen.

🔴 Married to Gianni...Has 2 daughters (Natalia and Key'Gia) and 2 sons (Kaden and Kyrian).

🔴 Plays piano and the bass guitar...Started a band called Icons Curaçao, which plays ritmo kombina music and is in the process of releasing its first Latin music album.

🔴 Born in Willemstad, Curaçao and grew up rooting for the Atlanta Braves...The club later signed his brother, Ardley, and fellow countryman Andruw Jones.

🔴 Wears No. 74 because that is his house number in Curaçao.

🔴 Kenley's older brother, Ardley, played 7 seasons in the Braves system (2000-06) as an outfielder, reaching as high as Double-A in 2004...Ardley also played 2 seasons for San Marino in the Italian Baseball League (2009-10).

🔴 As a child, Kenley played with Andrelton Simmons, who has played 11 seasons in the majors with ATL (2012-15), LAA (2016-20), MIN (2021), and CHC (2022).

CURACAO-BORN PLAYERS IN MLB HISTORY

Player	Years	Teams
Hensley Meulens	1989-98	ARI, MON, NYY
Andruw Jones	1996-2012	5 teams
Ralph Milliard	1996-98	FLA, NYM
Randall Simon	1997-2006	6 teams
Ivanon Coffie	2000	BAL
Yurendell de Caster	2006	PIT
Wladimir Balentien	2007-09	CIN, SEA
Jair Jurrjens	2007-14	4 teams
Shairon Martis	2008-13	MIN, WSN
Roger Bernadina	2008-14	4 teams
Kenley Jansen	2010-22	ATL, LAD
Andrelton Simmons	2012-22	4 teams
Jurickson Profar	2012-22	OAK, SDP, TEX
Jonathan Schoop	2013-22	4 teams
Ozzie Albies	2017-22	ATL
Sherten Apostel	2020	TEX

Source: Baseball-Reference

In the Community

👉 Founded the Kenley Jansen Foundation in 2019 (see box on page 119)...Serves as the Founder/President while his wife, Gianni, serves as Vice President.

👉 A team in Curaçao renamed itself Wildcats KJ74 as a tip of the cap to Jansen.

👉 In 2011, was diagnosed with atrial fibrillation ("AFib"), an irregular heartbeat that puts people at much higher risk of stroke...The diagnosis has inspired Jansen to promote AFib awareness, sharing with the American Heart Association, "Listen to your body and don't brush off health issues that could be career ending, or worse, life ending."

👉 In 2017, met with Los Angeles's Neighborhood All-Star, a group of community members voted by their neighbors to receive recognition for the big and small ways they come together to spread kindness and build stronger communities.

IN A JAM

While with the Dodgers, Kenley used some of his off time taking music lessons at Torrance Arts Academy. He told Spectrum Sportsnet in Los Angeles that he recalled being in his uncle's yard as a child for hours of jam sessions and that his cousin urged him to pick up music, but baseball was what he pursued.

👉 Instructors at Torrance Arts Academy noted that Jansen was improving at a quick pace. "He's probably the hardest working student I've ever had," said Jane Lee, an instructor at the academy. "He's progressing at a very fast pace and it's all due to his hard work."

👉 "Whenever you jam, you can't have other thoughts in your mind. You just gotta have a quiet mind," said Jansen, indicating that his focus on the mound may have benefitted from his jam sessions away from the field.

Kenley Jansen's Career Pitching Record

YEAR	CLUB	W-L	ERA	G-GS	CG-SHO	SV	IP	H	R	ER	HR	HB	BB	SO	SO/9	WHIP	AVG
2009	Inland Empire	0-0	4.63	12-0	0-0	0	11.2	14	6	6	1	0	11	19	14.66	2.14	.298
2010	Inland Empire	1-1	1.50	11-0	0-0	0	18.0	15	3	3	0	0	6	28	14.00	1.17	.231
	Chattanooga	4-0	1.67	22-0	0-0	8	27.0	14	6	5	0	0	17	50	16.67	1.15	.151
2011	LOS ANGELES-NL	1-0	0.67	25-0	0-0	4	27.0	12	2	2	0	1	15	41	13.67	1.00	.130
	LOS ANGELES-NL	2-1	2.85	51-0	0-0	5	53.2	30	17	17	3	2	26	96	16.10	1.04	.159
	Chattanooga	0-1	4.50	5-0	0-0	0	6.0	2	3	3	1	0	3	9	13.50	0.83	.111
	Rancho Cucamonga	0-0	0.00	2-2	0-0	0	2.0	0	0	0	0	0	0	4	18.00	0.00	.000
2012	LOS ANGELES-NL	5-3	2.35	65-0	0-0	25	65.0	33	18	17	6	3	22	99	13.71	0.85	.146
2013	LOS ANGELES-NL	4-3	1.88	75-0	0-0	28	76.2	48	16	16	6	3	18	111	13.03	0.86	.177
2014	LOS ANGELES-NL	2-3	2.76	68-0	0-0	44	65.1	55	20	20	5	0	19	101	13.91	1.13	.224
2015	Rancho Cucamonga	0-1	5.06	6-5	0-0	0	5.1	6	3	3	1	0	1	8	13.50	1.31	.300
	LOS ANGELES-NL	2-1	2.41	54-0	0-0	36	52.1	33	14	14	6	2	8	80	13.76	0.78	.176
2016	LOS ANGELES-NL	3-2	1.83	71-0	0-0	47	68.2	35	14	14	4	2	11	104	13.63	0.67	.150
2017	LOS ANGELES-NL	5-0	1.32	65-0	0-0	41	68.1	44	11	10	5	2	7	109	14.36	0.75	.177
2018	LOS ANGELES-NL	1-5	3.01	69-0	0-0	38	71.2	54	28	24	13	2	17	82	10.30	0.99	.201
2019	LOS ANGELES-NL	5-3	3.71	62-0	0-0	33	63.0	51	28	26	9	4	16	80	11.43	1.06	.213
2020	LOS ANGELES-NL	3-1	3.33	27-0	0-0	11	24.1	19	11	9	2	3	9	33	12.21	1.15	.211
2021	LOS ANGELES-NL	4-4	2.22	69-0	0-0	38	69.0	36	21	17	4	2	36	86	11.22	1.04	.153
2022	ATLANTA	5-2	3.38	65-0	0-0	41	64.0	45	25	24	8	2	22	85	11.95	1.05	.192
Major League Totals		42-28	2.46	766-0	0-0	391	769.0	495	225	210	71	28	226	1107	12.96	0.94	.179
Minor League Totals		5-3	2.57	58-7	0-0	8	70.0	51	21	20	3	0	38	118	15.17	1.27	.205

Kenley Jansen's Minor League Career Batting Record

YEAR	CLUB	AVG	G	AB	R	H	2B	3B	HR	RBI	SH	SF	HB	BB	SO	SB	CS	OBP	SLG	OPS
2005	GCL Dodgers	.304	34	102	16	31	9	1	1	18	1	1	0	6	19	1	0	.339	.441	.780
	Ogden	.182	3	11	2	2	1	0	0	1	0	0	0	1	5	0	0	.250	.273	.523
2006	GCL Dodgers	.248	35	117	14	29	2	1	1	10	0	0	2	19	32	1	0	.362	.308	.670
	Great Lakes	.102	20	59	5	6	1	0	1	6	0	2	2	7	18	0	1	.214	.169	.383
2007	Ogden	.240	53	183	26	44	5	1	2	22	1	1	2	28	50	0	0	.346	.311	.657
	Great Lakes	.227	79	247	31	56	15	0	9	27	5	0	2	23	72	3	0	.298	.397	.695
2008	Inland Empire	.202	38	89	7	18	6	0	1	11	1	0	1	7	21	0	1	.268	.303	.571
	Albuquerque	.185	8	27	1	5	0	0	0	2	0	0	0	1	7	0	0	.214	.185	.399
2010	Chattanooga	.200	22	5	1	1	1	0	0	0	0	0	0	2	1	0	0	.200	.400	.600
2011	Chattanooga	-	5	0	0	0	0	0	0	0	0	0	0	0	0	0	0	-	-	-
Minor League Totals		.229	308	840	103	192	40	3	15	97	8	4	9	92	226	6	2	.310	.337	.647

2004: Signed by the Los Angeles Dodgers as a non-drafted free agent (signed by Camilo Pascual and Rolando Cirino), 11/17; **2011:** On injured list with right shoulder inflammation, 5/29-6/18; On injured list with irregular heartbeat, 7/27-8/25; **2015:** On injured list due to fifth metatarsal surgery, 3/27-5/15; **2018:** On injured list with irregular heartbeat, 8/9-20; **2022:** Signed by the Atlanta Braves as a free agent, 3/18; On injured list with irregular heartbeat, 6/27-7/12; Signed by the Boston Red Sox as a free agent, 12/13

Kenley Jansen, Continued

Postseason Record

W-L	ERA	G-GS	CG-SHO	SV	IP	H	R	ER	HR	HB	BB	SO	SO/9	WHIP	AVG
3-2	2.20	59-0	0-0	20	65.1	34	18	16	7	3	18	94	12.95	0.80	.148

Wild Card Record

YEAR	CLUB	W-L	ERA	G-GS	CG-SHO	SV	IP	H	R	ER	HR	HB	BB	SO	SO/9	WHIP	AVG
2020	LAD vs. MIL	0-0	0.00	1-0	0-0	1	1.0	0	0	0	0	0	1	1	9.00	1.00	.000
2021	LAD vs. STL	1-0	0.00	1-0	0-0	0	1.0	1	0	0	0	0	0	3	27.00	1.00	.250
Wild Card Totals		1-0	0.00	2-0	0-0	1	2.0	1	0	0	0	0	1	4	18.00	1.00	.143

Division Series Record

YEAR	CLUB	W-L	ERA	G-GS	CG-SHO	SV	IP	H	R	ER	HR	HB	BB	SO	SO/9	WHIP	AVG
2013	LAD vs. ATL	0-0	0.00	3-0	0-0	1	2.1	1	1	0	0	0	1	7	27.00	0.86	.125
2014	LAD vs. STL	0-0	0.00	1-0	0-0	1	1.0	0	0	0	0	0	0	2	18.00	0.00	.000
2015	LAD vs. NYM	0-0	0.00	3-0	0-0	2	3.1	1	0	0	0	0	3	4	10.80	1.20	.091
2016	LAD vs. WSH	0-0	6.75	4-0	0-0	2	5.1	4	4	4	1	1	5	9	15.19	1.68	.200
2017	LAD vs. ARI	0-0	0.00	3-0	0-0	2	3.2	2	1	0	0	0	1	4	9.12	0.82	.154
2018	LAD vs. ATL	0-0	0.00	2-0	0-0	1	2.0	1	0	0	0	0	0	3	13.50	0.50	.143
2019	LAD vs. WSH	0-0	0.00	2-0	0-0	0	1.2	0	0	0	0	0	0	2	10.80	0.00	.000
2020	LAD vs. SD	0-0	13.50	2-0	0-0	0	1.1	3	2	2	0	0	0	2	13.50	2.25	.429
2021	LAD vs. SF	1-0	0.00	2-0	0-0	0	2.0	0	0	0	0	0	0	5	22.50	0.00	.000
2022	ATL vs. PHI	0-0	4.50	2-0	0-0	1	2.0	1	1	1	1	0	0	2	9.00	0.50	.143
Division Series Totals		1-0	2.55	24-0	0-0	10	24.2	13	8	7	2	1	10	40	14.59	0.93	.149

League Championship Series Record

YEAR	CLUB	W-L	ERA	G-GS	CG-SHO	SV	IP	H	R	ER	HR	HB	BB	SO	SO/9	WHIP	AVG
2013	LAD vs. STL	0-0	9.00	3-0	0-0	1	2.0	5	2	2	0	0	0	3	13.50	2.50	.455
2016	LAD vs. CHC	0-0	0.00	3-0	0-0	1	6.1	1	0	0	0	0	0	10	14.21	0.16	.050
2017	LAD vs. CHC	1-0	0.00	4-0	0-0	1	4.1	0	0	0	0	1	0	8	16.62	0.00	.000
2018	LAD vs. MIL	0-0	0.00	4-0	0-0	2	4.2	1	0	0	0	0	2	7	13.50	0.64	.067
2020	LAD vs. ATL	0-0	0.00	3-0	0-0	1	3.0	0	0	0	0	0	0	3	9.00	0.00	.000
2021	LAD vs. ATL	0-0	0.00	5-0	0-0	1	4.0	2	0	0	0	0	1	6	13.50	0.75	.143
LCS Totals		1-0	0.74	22-0	0-0	7	24.1	9	2	2	0	1	3	37	13.68	0.49	.110

World Series Record

YEAR	CLUB	W-L	ERA	G-GS	CG-SHO	SV	IP	H	R	ER	HR	HB	BB	SO	SO/9	WHIP	AVG
2017	LAD vs. HOU	0-1	3.12	6-0	0-0	2	8.2	6	3	3	2	1	2	8	8.31	0.92	.188
2018	LAD vs. BOS	0-0	4.50	3-0	0-0	0	4.0	2	2	2	2	0	1	3	6.75	0.75	.154
2020	LAD vs. TB	0-1	10.80	2-0	0-0	0	1.2	3	3	2	1	0	1	2	10.80	2.40	.375
World Series Totals		0-2	4.40	11-0	0-0	2	14.1	11	8	7	5	1	4	13	8.16	1.05	.208

World Baseball Classic Record

YEAR	CLUB	AVG	G	AB	R	H	2B	3B	HR	RBI	SH	SF	HB	BB	SO	SB	CS	OBP	SLG	OPS
2009	Netherlands	.077	5	13	0	1	0	0	0	0	0	0	0	1	6	0	0	.143	.077	.220

YEAR	CLUB	W-L	ERA	G-GS	CG-SHO	SV	IP	H	R	ER	HR	HB	BB	SO	SO/9	WHIP	AVG
2017	Netherlands	0-0	0.00	1-0	0-0	0	1.0	0	0	0	0	0	0	2	18.00	0.00	.000

All-Star Game Record

YEAR	CLUB	W-L	ERA	G-GS	CG-SHO	SV	IP	H	R	ER	HR	HB	BB	SO	SO/9	WHIP	AVG
2016	NL at SD	0-0	0.00	1-0	0-0	0	0.1	0	0	0	0	0	0	1	27.00	0.00	.000
2017	NL at MIA	0-0	0.00	1-0	0-0	0	1.0	1	0	0	0	0	0	3	27.00	1.00	.250
2018	NL at WSH						Selected—Did Not Pitch										
All-Star Game Totals		0-0	0.00	2-0	0-0	0	1.1	1	0	0	0	0	0	4	27.00	0.75	.200

Career Single-Game Highs

INNINGS: 2.0, 14x, last 8/13/21 at NYM; **STRIKEOUTS:** 4, 11x, last 6/2/17 at MIL; **HITS:** 6, 9/12/20 vs. HOU; **RUNS:** 5, 2x, last 9/12/20 vs. HOU; **WALKS:** 3, 5/5/21 at CHC; **HOME RUNS:** 2, 4x, last 9/11/22 at SEA; **SCORELESS INNINGS STREAK:** 19.0, 6/18-8/30/11; **EJECTIONS (0)**

Major League Firsts

APPEARANCE: 7/24/10 vs. NYM (1.0 IP, entered to start 7th inning); **STRIKEOUT:** 7/24/10 vs. NYM (Angel Pagan, swinging); **WIN:** 9/11/10 at HOU (1.0 IP); **SAVE:** 7/25/10 vs. NYM (1.0 IP)

76 ZACK KELLY

RHP

Bats: Right • **Throws:** Right • **Height:** 6-3 • **Weight:** 231

Opening Day Age: 28 • **MLB Service:** 38 days

Born: 3/3/1995 in Roanoke, VA

Acquired: Signed as a minor league free agent on 12/21/2020

Contract Status: Signed through 2023



Career Highlights

- Is in his 7th professional season, his 3rd in the Red Sox organization and 2nd in ML Spring Training.
- Enters 2023 ranked by *Baseball America* as the Red Sox' No. 28 prospect, as well as having the best change-up in the Sox' minor league system.
- Made his MLB debut in 2022, appearing in 13 games for the Red Sox.
- Has also pitched in the A's (2017) and Angels (2018-19) organizations...Originally signed by the A's as a non-drafted free agent in June 2017.
- 132 of his 145 career appearances between MLB and MiLB have come in relief.
- In 59 career Triple-A outings (all in relief), is 7-3 with a 2.77 ERA (21 ER/68.1 IP), .191 opponent AVG, 1.13 WHIP, and 13.30 SO/9.0 IP (101 SO).
- Closed the 2021 season with 5 consecutive perfect outings for Triple-A Worcester (5.0 IP, 0-for-15, 10 SO).

2022 Highlights

- Made his MLB debut, appearing in 13 games for BOS...Allowed 3 runs on 5 hits over 1.0 IP in his final outing (10/1 at TOR), but in his other 12 appearances he posted a 2.13 ERA, 1.03 WHIP, and .196 opponent AVG.
- Pitched primarily for Triple-A Worcester...Was 6-3 with a 2.72 ERA and 13.05 SO/9.0 IP in a team-leading 44 appearances (49.2 IP, 34 H, 15 ER, 25 BB, 72 SO).
- Attended Spring Training as a non-roster invitee, his 1st ML Spring Training camp.
- Posted a 1.69 ERA (2 ER/10.2 IP) through his first 10 outings with the WooSox, 9 of which were scoreless.
- Did not allow an ER in 10 consecutive appearances from 5/22-6/17 (10.1 IP, 3 H, 3 R, 3 BB, 16 SO).
- Recognized by the Red Sox as the organization's Minor League Relief Pitcher of the Month for August.
- Surrendered 0 ER in 11 consecutive appearances for Worcester from 7/22-8/27 (14.2 IP, 6 H, 2 R, 7 BB, 23 SO).
- Selected to the active ML roster on 8/29, his 1st career appearance on a 40-man roster...Remained with BOS for the remainder of the season.
- Made his ML debut on 8/29 at MIN...Struck out each of his first 2 batters faced in a scoreless 6th inning, then tossed a perfect 7th inning the next night at MIN (1 SO).
- Placed on the paternity list on 9/2...Reinstated on 9/5.
- Earned his 1st career win on 9/29 vs. BAL by tossing a scoreless 8th inning (H, SO).

BASEBALL AMERICA'S TOP RED SOX PITCHING PROSPECTS

Overall	Pitcher	Throws
8.	Bryan Mata	RHP
10.	Brandon Walter	LHP
12.	Wikelman Gonzalez	RHP
13.	Chris Murphy	LHP
17.	Luis Peralas	RHP
26.	Elmer Rodriguez-Cruz	RHP
28.	Zack Kelly	RHP
29.	Dalton Rogers	LHP

WHAT A WEEK

In a span of 5 days, Zack made his MLB debut and became a father. On 8/29/22, he was selected to the Major League roster and then made his debut that night at MIN, striking out each of his first 2 batters faced in a scoreless 6th inning. On 9/2, he and his wife, Brittany, welcomed their first child, Kayden. In addition, Zack was named Red Sox Minor League Relief Pitcher of the Month for August.

ZACK'S ROAD TO THE MAJORS

- Zack earned the Sox' **2022 Lou Gorman Award**, given annually to a minor league player who has demonstrated dedication and perseverance in overcoming obstacles while working his way to the Major League team.
- Attended Concord University (WV) from 2014-15 and Newberry College (SC) from 2016-17, both Division II schools...Became the 5th person who has attended Newberry College to appear in the majors, the 1st since OF Neil Chrisley from 1957-61.
 - Signed by OAK in 2017 as a non-drafted free agent with a \$500 signing bonus.
 - Suffered a UCL injury in his right elbow before being released by LAA on 5/29/20...Avoided Tommy John surgery and signed with BOS as a minor league free agent on 12/21/20.
 - Mainly pitched for Double-A Portland and Triple-A Worcester during the 2021-22 seasons before making his MLB debut on 8/29/22 at MIN.

Zack
Kelly

Zack Kelly, Continued

Personal

- 👤 Full name is Zachery Reed Kelly.
- 👤 He and his wife, Brittany, have a son, Kayden (born 9/3/22).
- 🎓 Graduated from Lord Botetourt High School (VA).
- 🎓 Attended Concord University (WV) from 2014-15 and Newberry College (SC) from 2016-17, Division II schools.
- 🎓 Entering the 2023 season, only 4 other people who have attended Newberry College have appeared in the majors: Neil Chrisley (1957-61), Cal Cooper (1948), Billy Rhief (1929-30, '32-33), and Al Shealy (1928, '30).

In the Community

- 👤 As part of the Red Sox Rookie Development Program in 2023, visited patients at Boston Children's Hospital and hosted a Play Ball clinic with the Red Sox Foundation.

Zack Kelly's Career Record

YEAR	CLUB	W-L	ERA	G-GS	CG-SHO	SV	IP	H	R	ER	HR	HB	BB	SO	SO/9	WHIP	AVG
2017	AZL Athletics	1-0	3.77	13-0	0-0	1	28.2	28	16	12	1	1	6	23	7.22	1.19	.252
2018	Burlington	3-3	2.86	12-0	0-0	0	28.1	26	10	9	3	3	12	25	7.94	1.34	.260
	Orem	1-0	1.13	2-0	0-0	0	8.0	5	2	1	0	0	2	9	10.13	0.88	.192
2019	Inland Empire	1-0	5.40	4-0	0-0	1	6.2	9	4	4	0	0	2	7	9.45	1.65	.310
	Mobile	3-6	3.82	20-13	0-0	0	75.1	77	42	32	5	2	29	83	9.92	1.41	.262
2020	Inland Empire	0-1	0.00	1-0	0-0	0	4.0	4	1	0	0	1	0	2	4.50	1.00	.267
	Did Not Play																
2021	Portland	3-1	1.69	21-0	0-0	5	26.2	18	6	5	1	6	13	40	13.50	1.16	.196
	Worcester	1-0	2.89	15-0	0-0	1	18.2	13	6	6	1	1	5	29	13.98	0.96	.191
2022	Worcester	6-3	2.72	44-0	0-0	3	49.2	34	23	15	2	3	25	72	13.20	1.19	.191
	BOSTON	1-0	3.95	13-0	0-0	0	13.2	14	6	6	2	0	4	11	7.50	1.31	.259
Major League Totals		1-0	3.95	13-0	0-0	0	13.2	14	6	6	2	0	4	11	7.50	1.31	.259
Minor League Totals		19-14	3.07	132-13	0-0	11	246.0	214	110	84	13	17	94	290	10.60	1.25	.234

2017: Signed by the Oakland Athletics as a non-drafted free agent (signed by Neil Avent), 6/16; **2018:** Signed by the Los Angeles Angels as a minor league free agent, 4/27; **2020:** Signed by the Boston Red Sox as a minor league free agent, 12/21

Career Single-Game Highs

INNINGS: 2.0, 9/5/22 at TB; **STRIKEOUTS:** 2, 8/29/22 at MIN; **HITS:** 5, 10/1/22 at TOR; **RUNS:** 3, 10/1/22 at TOR; **WALKS:** 2, 9/1/22 vs. TEX; **HOME RUNS:** 2, 10/1/22 at TOR; **SCORELESS INNINGS STREAK:** 5.0, 9/20-29/22; **EJECTIONS (0)**

Major League Firsts

APPEARANCE: 8/29/22 at MIN (1.0 IP, entered to start 6th inning); **STRIKEOUT:** 8/29/22 at MIN (Gilberto Celestino, looking); **WIN:** 9/29/22 vs. BAL (1.0 IP); **SAVE:** N/A

28 COREY KLUBER

RHP



Bats: Right • **Throws:** Right • **Height:** 6-4 • **Weight:** 210

Opening Day Age: 36 • **MLB Service:** 10 years, 74 days

Born: 4/10/1986 in Birmingham, AL

Acquired: Signed as a free agent on 1/12/2023

Contract Status: Signed through 2023 (club option for 2024)

The Rundown

🔥 Is in his 17th professional season, his 13th in the majors and 1st with the Red Sox.

🔥 Is 113-71 with a 3.31 ERA, 1.11 WHIP, and 9.55 SO/9.0 IP in 256 career appearances (251 starts) for CLE (2011-19), TEX (2020), NYY (2021), and TB (2022).

🔥 Originally selected by SD in the 4th round of the 2007 First-Year Player Draft...Pitched in the Padres minor league system until being traded to CLE on 7/31/10.

🔥 Finished in the top 10 in AL Cy Young Award voting in 5 consecutive seasons from 2014-18, winning the award in 2014 and 2017 (see table below).

🔥 In the 5-year span from 2014-18, went 83-45 (.648) with a 2.85 ERA (345 ER/1,091.1 IP), a 1.02 WHIP, and 10.13 SO/9.0 IP, leading the AL in wins, innings pitched, and ERA (min. 500.0 IP).

🔥 Finished among the top 20 in AL Most Valuable Player voting in 2014 (11th), 2016 (19th), and 2017 (7th).

🔥 Is a 3-time All-Star (2016-18)...Earned the win for the AL in 2016.

🔥 Made 5 consecutive Opening Day starts for CLE from 2015-19 (9 consecutive Opening Day rosters from 2014-22).

🔥 Led MLB from 2014-22 with 18 complete games... Clayton Kershaw and Madison Bumgarner ranked T-2nd in that time (14 each)...Chris Sale and Dallas Keuchel (11 each) ranked T-2nd in the AL during that span.

🔥 Leads the AL and is tied with Clayton Kershaw for the ML lead in shutouts since the beginning of 2014 (8)... The next closest total in the AL is 4 (5 pitchers).

🔥 Was never ranked by *Baseball America* as a top 20 prospect in his organization...Ranked as SD's No. 29 prospect in 2008 and CLE's No. 26 prospect in 2011.

KLUBER'S CY YOUNG AWARD FINISHES

Season	Finish	Stats
2014	1st	18-9, 2.44 ERA, 34 GS
2015	9th	9-16, 3.49 ERA, 32 GS
2016	3rd	18-9, 3.14 ERA, 32 GS
2017	1st	18-4, 2.25 ERA, 29 GS
2018	3rd	20-7, 2.89 ERA, 33 GS

🔥 Corey is 1 of 21 pitchers all time to win the Cy Young Award more than once, and the only pitcher in Cleveland franchise history to do so.

🔥 5 CLE pitchers have won the award: Corey Kluber (2014, '17), Shane Bieber (2020), Cliff Lee (2008), CC Sabathia (2007), and Gaylord Perry (1972).

COREY KLUBER IN THE LIVE BALL ERA (1920-2022)

Rk.	Pitcher	SO/BB
1.	Chris Sale	5.33
2.	Corey Kluber	4.85
3.	Gerrit Cole	4.56

Rk.	Pitcher	SO%
1.	Chris Sale	30.6
2.	Max Scherzer	29.5
3.	Gerrit Cole	29.0
4.	Randy Johnson	28.6
5.	Pedro Martinez	27.7
6.	Clayton Kershaw	27.6
7.	Corey Kluber	26.2
8.	Nolan Ryan	25.3

Rk.	Pitcher	SO/9.0 IP
1.	Chris Sale	11.07
2.	Max Scherzer	10.71
3.	Randy Johnson	10.61
4.	Gerrit Cole	10.53
5.	Pedro Martinez	10.04
6.	Clayton Kershaw	9.79
7.	Nolan Ryan	9.548
8.	Corey Kluber	9.546

Rk.	Pitcher	WHIP
1.	Clayton Kershaw	1.00
2.	Chris Sale	1.04
3.	Pedro Martinez	1.05
4.	Max Scherzer	1.07
5.	Satchel Paige	1.095
6.	Gerrit Cole	1.100
7.	Juan Marichal	1.101
8.	Sandy Koufax	1.106
9.	Corey Kluber	1.112

(Min. 1,500.0 IP)

HOMETOWN TEAM (SORT OF...)

Corey was born in Alabama and raised in Texas, but his wife is a native of Winchester, MA. "I was actually a pretty big Red Sox fan," Kluber told *The Athletic*. "Pedro (Martinez) was my favorite player. ... And I used to tap my toes in the batter's box like Nomar (Garciparra) did, and all that cool stuff. Kids try to emulate the players they see on TV, and I was one of those kids."

Corey
Kluber

Corey Kluber, Continued

Additional Career Highlights

🔴 Made at least 30 starts in a season 5 times, including a career-best and ML-leading 34 in 2014.

🔴 Earned 18+ wins in 3 consecutive seasons from 2016-18...Was the 1st CLE pitcher to earn 18+ wins in 3 consecutive seasons since Gaylord Perry from 1972-74.

🔴 Tossed at least 200.0 IP in 5 consecutive seasons from 2014-18...The only other pitcher to reach the mark in each of those 5 seasons was Max Scherzer.

🔴 Became only the 2nd pitcher in CLE franchise history to make as many as 5 consecutive Opening Day starts, joining Stan Coveleski (1917-21).

🔴 Earned the Cleveland BBWAA Bob Feller Man of the Year Award (team MVP) in 2014 and 2017.

🔴 Has been named AL Pitcher of the Month 5 times, including once in 2014 (September), once in 2016 (August), and 3 times in 2017 (June, August, September).

🔴 Has been named AL Player of the Week 6 times (6/16/13, 9/21/14, 6/24/17, 9/16/17, 5/1/21, 5/22/21).

🔴 Recorded his 100th career win on 5/2/21 with NYY vs. DET, tossing 8.0 scoreless innings.

🔴 Collected his 1,500th career strikeout on 5/14/21 with NYY at BAL...Reached the milestone in his 217th career game...Was the 5th-fastest in MLB history to do so at the time behind Randy Johnson, Gerrit Cole, Stephen Strasburg, and Roger Clemens.

🔴 Had a career-high 20 wins in 2018...Was CLE's 1st 20-game winner since Cliff Lee (22) in 2008...Joined TB's Blake Snell (21) as MLB's only 20-game winners in 2018.

🔴 In 2018, became the 6th pitcher (10th time) in CLE franchise history to record at least 20 wins, 200 SO, and 200.0 IP in a single season...Joined Gaylord Perry (1972, '74), Sam McDowell (1970), Luis Tiant (1968), Herb Score (1956), and Bob Feller (1939-41, '46).

🔴 Led the AL with 1.42 BB/9.0 IP in 2018.

🔴 Received the Lou Gehrig Memorial Award in 2018, presented annually to the player who exemplifies the giving character of the Hall of Famer.

🔴 In 2017, led the majors in ERA (2.25), WHIP (0.87), SO/BB (7.36), wins (tied, 18), and complete games (5)...His ERA was the lowest by a CLE pitcher since Gaylord Perry (1.92) in 1972...Became the 1st CLE pitcher to lead the majors in ERA since Mike Garcia (2.36) in 1949.

🔴 Tied for the ML lead in 2016 with 4 complete games.

🔴 Recorded a career-high 18 SO over 8.0 scoreless IP on 5/13/16 vs. STL...Tied Bob Feller (10/2/38 vs. DET-G1) for the 2nd-highest single-game SO total in CLE history behind Luis Tiant (19 SO, 7/3/68 vs. MIN)...Kluber's 18 SO were the most by an AL pitcher since TOR's Roger Clemens (18) on 8/25/98 vs. KC...Became the 5th pitcher (8th time) in MLB history with 18+ SO and 0 BB in a game, joining Clemens (3x), Randy Johnson (2x), Kerry Wood, and Tiant.

🔴 Earned the win in his 1st All-Star Game in 2016 at Petco Park after tossing a perfect 2nd inning...Became the 4th CLE pitcher to record the win in an All-Star Game, joining Bartolo Colon (1998), Bob Feller (1946), and Mel Harder (1934).

🔴 Threw back-to-back complete games on 8/9/15 vs. MIN and 8/14/15 at MIN, the 1st CLE pitcher to do so since Roberto Hernández in 2010 and 1st while allowing 3 hits or fewer in each game since Gaylord Perry in 1974.

MOST GAMES WITH 10+ STRIKEOUTS, AMERICAN LEAGUE HISTORY

Rk.	Pitcher	Games
1.	Nolan Ryan	148
2.	Roger Clemens	104
3.	Randy Johnson	98
4.	*Chris Sale	78
5.	Sam McDowell	74
T6.	Pedro Martinez	72
T6.	*Justin Verlander	72
8.	Rube Waddell	57
9.	Mickey Lohich	54
10.	Bob Feller	51
11.	*Gerrit Cole	50
12.	*Corey Kluber	48

**Active players*

KLUBER'S RANKINGS FROM 2014-2018

Stat	AL	MLB
2.85 ERA	1st	4th
17 complete games	1st	1st
7 shutouts	1st	2nd
1,228 SO	2nd	3rd
1.02 WHIP	2nd	4th
44 games w/10+ SO	2nd	3rd
10.13 SO/9.0 IP	3rd	7th
5.51 SO/BB	3rd	5th

Min. 500.0 IP

NO-NO NUMBER ONE

On 5/19/21 at TEX, Corey pitched the first no-hitter of his career, the first by a Yankee since David Cone's perfect game in 1999. His only baserunner was a 4-pitch walk to Charlie Culberson in the 3rd inning.

🔴 According to MLB, Corey became the third pitcher to deliver a no-hitter against a team he had pitched for in the same or previous season, joining Terry Mulholland vs. SF in 1990 and Ray Caldwell at NYY in 1919.

🔴 At 35 years, 39 days, he became the 13th pitcher (17th time) to throw a no-hitter at age 35 or older...According to STATS, he was the first pitcher to throw his first career no-hitter at age 35 or older since Cone (36.197) in 1999.

🔴 Won his 1st career Cy Young Award in 2014...Tied for the ML lead in starts (34) and AL lead in wins (18)...Became the 3rd Cleveland pitcher with 18+ wins, a sub-2.50 ERA, and 260+ SO in a season, joining Luis Tiant (1968) and Bob Feller (1946)...Kluber reached the marks again in 2017.

🔴 In his final 5 starts of 2014, went 5-0 with a 1.12 ERA (5 ER/40.1 IP) and 54 SO...According to Elias, became the 4th pitcher since 1900 to win each of his final 5 starts of a season while recording 50+ SO over that stretch...Joined Randy Johnson (1998), Nolan Ryan (1973), and Herb Score (1956).

Postseason Highlights

- Is 4-4 with a 4.02 ERA (21 ER/47.0 IP) in 10 career Postseason appearances (9 starts).
- Appeared in the Postseason in 3 consecutive seasons with CLE from 2016-18 and again with TB in 2022.
- Pitched on 3 days' rest in 3 starts during the 2016 Postseason, including Game 7 of the World Series.
- 3 of his 6 outings during CLE's 2016 Postseason run were scoreless starts of at least 6.0 innings.
- Made 3 starts in the 2016 World Series against CHC... Was 2-0 with a 2.81 ERA and 1.00 WHIP (16.0 IP, 15 H, 5 ER, 1 BB, 15 SO).
- Won his Postseason debut in Game 2 of the 2016 ALDS vs. BOS, allowing 3 hits over 7.0 scoreless IP...Was the 2nd CLE pitcher with a scoreless start of 7.0+ IP in his Postseason debut (also Gene Bearden in Game 3 of the 1948 World Series vs. BOS-ML).
- Opened the 2016 Postseason with a 15.1-inning scoreless streak before allowing a solo HR in the 3rd inning to Josh Donaldson during Game 4 of the ALCS at TOR.
- Tossed 6.0 scoreless innings in Game 1 of the 2016 World Series vs. CHC...Became the 1st player in MLB history with 8+ SO through the 3rd inning of a Postseason game.

2022 Highlights

- Made his 9th career Opening Day roster (2014-22).
- Was 1 of only 4 players on TB's Opening Day roster to remain active all season (also Jason Adam, Randy Arozarena, and Taylor Walls).
- Was 10-10 with a 4.34 ERA and 1.21 WHIP in 31 starts for TB (164.0 IP, 178 H, 79 ER, 21 BB, 139 SO).
- Walked 3.0% of his batters faced, the lowest rate of his career and best in the majors...Was the lowest single-season BB% by a qualified starter in Rays history.
- Threw 5.0+ innings in 25 of his starts; issued 1 or 0 BB in each of those...Threw 6.0+ innings in 16 of his starts.
- Made a ML-best 15 starts with 0 BB...Issued 1 or 0 BB in a club-record 28 starts, also most in the majors.
- Did not issue a walk in 35.1 consecutive innings from 8/17-9/21, tying David Price for the franchise record... Was the 2nd-longest streak of his career (46.1 IP with CLE from 5/8-6/15/18).
- In *Baseball America's* Best Tools survey of managers, coaches and executives, was ranked as having the AL's 2nd-best control behind HOU's Justin Verlander.
- Tossed 4.2 scoreless innings during his Rays debut on 4/10 vs. BAL, his birthday.
- Allowed 1 hit in 6.0 IP on 4/29 vs. MIN, earning his 1st win as a Ray.
- Reached 10 years of Major League service time on 7/3.
- Tossed 6.0 scoreless innings on 7/6 at BOS, retiring each of his final 11 BF...Was his 1st career scoreless start at Fenway Park...Was the 1st time in club history a pitcher tossed 6.0+ scoreless innings with 0 BB at Fenway.
- Struck out a season-high 10 batters over 6.0 IP on 7/30 vs. CLE, his 48th career double-digit SO effort.
- Tossed 7.0 innings on 9/3 vs. NYY, his longest start since a no-hitter on 5/19/21 at TEX...Tied a season high with 7.0 IP on 9/21 vs. HOU despite recording only 2 SO... Was his 1st career start with 2 or fewer SO over 7.0+ IP.

BACK ON TRACK

After making only 24 starts and pitching 116.2 innings over 3 seasons from 2019-21, Corey led the Rays with 31 starts in 2022 (164.0 IP). In 2019, he sustained a right ulna fracture on a line drive during his 5/1 start at MIA, then suffered a season-ending left oblique strain in an August rehab start. In 2020, he was removed from his only start of the season (7/26 vs. COL) after the 1st inning with tightness behind his right shoulder. In 2021, he missed three months due to a right shoulder strain.

KLUBER'S 2022 STARTS VS. THE ASTROS AND YANKEES

Game	Stats
5/28 vs. NYY	6.0 IP, 1 ER
6/14 at NYY	6.0 IP, 0 ER
8/17 at NYY	6.0 IP, 2 ER
9/3 vs. NYY	7.0 IP, 0 ER
9/10 at NYY	0.2 IP, 6 ER
9/21 vs. HOU	7.0 IP, 1 ER
10/2 at HOU	5.0 IP, 2 ER
Totals:	2.87 ERA, 37.2 IP, 12 ER

Personal

- Full name is Corey Scott Kluber.
- Corey and his wife, Amanda, have three children: Kendall, Kennedy, and Camden.
- Pitched 3 seasons at Stetson University (2005-07).
- Inducted into the Stetson Athletics Hall of Fame in 2014...Led Stetson to the NCAA Tallahassee Regional as a junior in 2007, when he went 12-2 with a 2.05 ERA (26 ER/114.0 IP) in 17 starts and was named the Atlantic Sun Conference Pitcher of the Year.
- Inducted into the Atlantic Sun Conference Hall of Fame in 2015.
- Graduated from Coppell (TX) High School in 2004.
- Suffered a stress fracture in his throwing arm in high school that required surgery...The screw that was inserted remains in his arm.

In the Community

- In 2018, Corey and Amanda founded the Kluber Family Foundation...Its mission is to impact the lives of families who have seriously or chronically ill children by providing them with daily support through life-improving resources and life-changing experiences.
- In September 2018, the Kluber Family Foundation hosted its inaugural event, Curveball for a Cause, to raise money to support children battling cancer.
- Hosted children from Cleveland Clinic Children's Hospital at CLE home games through Kluber's Kids program.
- Provided admitted patients and their families with electronics for entertainment and communications with the Kluber's Korner program.

Corey Kluber, Continued

Corey Kluber's Career Record

YEAR	CLUB	W-L	ERA	G-GS	CG-SHO	SV	IP	H	R	ER	HR	HB	BB	SO	SO/9	WHIP	AVG
2007	Eugene	1-1	3.51	19-7	0-0	0	33.1	28	16	13	1	2	15	33	8.91	1.29	.230
2008	Lake Elsinore	2-5	6.01	10-16	0-0	0	85.1	93	62	57	9	2	34	75	7.91	1.49	.280
	Fort Wayne	4-3	3.21	10-10	0-0	0	56.0	49	25	20	8	6	13	72	11.57	1.11	.229
2009	Lake Elsinore	7-9	4.54	19-19	0-0	0	109.0	110	65	55	9	6	36	124	10.24	1.34	.261
	San Antonio	2-4	4.60	9-9	0-0	0	45.0	45	25	23	5	2	34	35	7.00	1.76	.266
2010	San Antonio	6-6	3.45	22-21	0-0	0	122.2	121	59	47	7	9	40	136	9.98	1.31	.259
	Akron	2-2	3.76	5-5	0-0	0	26.1	38	12	11	0	2	10	21	7.18	1.82	.345
	Columbus	1-1	3.27	2-2	0-0	0	11.0	10	4	4	1	2	6	8	6.55	1.45	.263
2011	Columbus	7-11	5.56	27-27	0-0	0	150.2	153	101	93	19	8	70	143	8.54	1.48	.263
	CLEVELAND	0-0	8.31	3-0	0-0	0	4.1	6	4	4	0	2	3	5	10.38	2.08	.300
2012	Columbus	11-7	3.59	21-21	1-0	0	125.1	121	62	50	9	5	49	128	9.19	1.36	.251
	CLEVELAND	2-5	5.14	12-12	0-0	0	63.0	76	44	36	9	4	18	54	7.71	1.49	.295
2013	Columbus	1-1	6.57	2-2	0-0	0	12.1	14	9	9	2	0	3	12	8.76	1.38	.286
	CLEVELAND	11-5	3.85	26-24	0-0	0	147.1	153	67	63	15	5	33	136	8.31	1.26	.271
2014	CLEVELAND	18-9	2.44	34-34	3-1	0	235.2	207	72	64	14	6	51	269	10.27	1.09	.233
2015	CLEVELAND	9-16	3.49	32-32	4-0	0	222.0	189	92	86	22	11	45	245	9.93	1.05	.231
2016	CLEVELAND	18-9	3.14	32-32	3-2	0	215.0	170	82	75	22	7	57	227	9.50	1.06	.216
2017	CLEVELAND	18-4	2.25	29-29	5-3	0	203.2	141	56	51	21	5	36	265	11.71	0.87	.193
	Akron	1-0	0.00	1-1	0-0	0	5.0	1	0	0	0	0	0	1	1.80	0.20	.067
2018	CLEVELAND	20-7	2.89	33-33	2-1	0	215.0	179	75	69	25	3	34	222	9.29	0.99	.223
2019	CLEVELAND	2-3	5.80	7-7	0-0	0	35.2	44	26	23	4	3	15	38	9.59	1.65	.297
	Columbus	0-0	4.50	2-2	0-0	0	4.0	2	2	2	2	0	3	2	4.50	1.25	.143
	Akron	0-0	2.25	1-1	0-0	0	4.0	2	1	1	1	0	1	6	13.50	0.75	.143
2020	TEXAS	0-0	0.00	1-1	0-0	0	1.0	0	0	0	0	0	1	1	9.00	1.00	.000
2021	NEW YORK-AL	5-3	3.83	16-16	1-1	0	80.0	74	37	34	8	5	33	82	9.23	1.34	.247
	Somerset	0-0	12.60	2-2	0-0	0	5.0	7	7	7	0	3	5	5	9.00	2.40	.350
	Scranton/WB	1-0	9.00	1-0	0-0	0	3.0	2	3	3	1	0	2	4	12.00	1.33	.182
2022	TAMPA BAY	10-10	4.34	31-31	0-0	0	164.0	178	82	79	20	10	21	139	7.62	1.21	.274
Major League Totals		113-71	3.31	256-251	18-8	0	1586.2	1417	637	584	160	61	347	1683	9.55	1.11	.237
Minor League Totals		46-50	4.45	153-145	1-0	0	798.0	796	453	395	74	47	321	805	9.08	1.40	.260

2007: Signed by the San Diego Padres as a 4th-round selection in the 2007 First-Year Player Draft (signed by Joe Bochy); **2010:** Acquired by the Cleveland Indians as part of a 3-team trade, 7/31; **2013:** On disabled list with a right long finger sprain, 8/6-9/6; **2017:** On disabled list with a lower back strain, 5/3-31; **2019:** On injured list with a right ulna fracture, 5/2 through end of season; Acquired by the Texas Rangers in exchange for RHP Emmanuel Clase and OF Delino DeShields, 12/15; **2020:** On injured list with a tear of right teres muscle, 7/28 through end of season; **2021:** Signed by the New York Yankees as a free agent, 1/27; On injured list with a right shoulder strain, 5/27-8/29; Signed by the Tampa Bay Rays as a free agent, 12/1; **2023:** Signed by the Boston Red Sox as a free agent, 1/12

Postseason Record

W-L	ERA	G-GS	CG-SHO	SV	IP	H	R	ER	HR	HB	BB	SO	SO/9	WHIP	AVG
4-4	4.02	10-9	0-0	0	47.0	45	21	21	11	5	13	48	9.19	1.23	.250

Wild Card Record

YEAR	CLUB	W-L	ERA	G-GS	CG-SHO	SV	IP	H	R	ER	HR	HB	BB	SO	SO/9	WHIP	AVG
2022	TB vs. CLE	0-1	5.40	1-0	0-0	0	1.2	1	1	1	1	0	0	1	5.40	0.60	.167

Division Series Record

YEAR	CLUB	W-L	ERA	G-GS	CG-SHO	SV	IP	H	R	ER	HR	HB	BB	SO	SO/9	WHIP	AVG
2016	CLE vs. BOS	1-0	0.00	1-1	0-0	0	7.0	3	0	0	0	1	3	7	9.00	0.86	.130
2017	CLE vs. NYY	0-1	12.79	2-2	0-0	0	6.1	10	9	9	4	0	3	10	14.21	2.05	.345
2018	CLE vs. HOU	0-1	7.71	1-1	0-0	0	4.2	6	4	4	3	2	2	2	3.86	1.71	.316
Division Series Totals		1-2	6.50	4-4	0-0	0	18.0	19	13	13	7	3	8	19	9.50	1.50	.268

League Championship Series Record

YEAR	CLUB	W-L	ERA	G-GS	CG-SHO	SV	IP	H	R	ER	HR	HB	BB	SO	SO/9	WHIP	AVG
2016	CLE vs. TOR	1-1	1.59	2-2	0-0	0	11.1	10	2	2	1	0	4	13	10.32	1.24	.233

World Series Record

YEAR	CLUB	W-L	ERA	G-GS	CG-SHO	SV	IP	H	R	ER	HR	HB	BB	SO	SO/9	WHIP	AVG
2016	CLE vs. CHC	2-0	2.81	3-3	0-0	0	16.0	15	5	5	2	2	1	15	8.44	1.00	.250

All-Star Game Record

YEAR	CLUB	W-L	ERA	G-GS	CG-SHO	SV	IP	H	R	ER	HR	HB	BB	SO	SO/9	WHIP	AVG
2016	AL at SD	1-0	0.00	1-0	0-0	0	1.0	0	0	0	0	0	0	1	9.00	0.00	.000
2017	AL at MIA						Selected—Did Not Pitch										
2018	AL at WSH						Selected—Did Not Pitch										
All-Star Game Totals		1-0	0.00	1-0	0-0	0	1.0	0	0	0	0	0	0	1	9.00	0.00	.000

Career Single-Game Highs

INNINGS: 9.0, 18x, last 5/19/21 at TEX; **LOW-HIT COMPLETE GAME:** 0, 5/19/21 at TEX; **STRIKEOUTS:** 18, 5/13/15 vs. STL; **HITS:** 13, 4/22/15 at CWS; **RUNS:** 8, 3x, last 5/10/22 at LAA; **WALKS:** 5, 4/14/19 at KC; **HOME RUNS:** 4, 8/19/15 at BOS; **WINNING STREAK:** 7, 7/8-8/31/16; **SCORELESS INNINGS STREAK:** 26.0, 9/7-24/18; **EJECTIONS (1):** 8/3/16 vs. MIN (1B Jim Reynolds)

Major League Firsts

APPEARANCE: 9/1/11 vs. OAK (1.1 IP, entered with 2 outs in the 8th inning); **STRIKEOUT:** 9/1/11 vs. OAK (Brandon Allen, looking); **WIN:** 9/3/12 at DET (6.0 IP, start); **SAVE:** N/A

94 CHRISTIAN KOSS INF



Bats: Right • **Throws:** Right • **Height:** 6-1 • **Weight:** 182

Opening Day Age: 25 • **MLB Service:** None

Born: 1/27/1998 in Riverside, CA

Acquired: From the Colorado Rockies on 12/3/2020 in exchange for LHP Yoan Aybar

Contract Status: Signed through 2023

Non-Roster Invitee

Career Highlights

Is in his 5th professional season, his 3rd in the Red Sox organization and 2nd in ML Spring Training camp (also 2022).

Selected by COL in the 12th round of the 2019 June Draft...Acquired by the Red Sox in December 2020.

Has made 179 starts at SS, 49 at 2B, 41 at 3B, 3 in CF, and 1 in LF.

Has recorded 10+ HR and 10+ SB in each of his 3 seasons.

Entered 2022 ranked by *Baseball America* as the Red Sox' No. 26 prospect...Was ranked as the Rockies' No. 25 prospect entering 2020.

Recognized by the Red Sox as the organization's 2021 Minor League Baserunner of the Year...That year, was named Red Sox Minor League Defensive Player of the Month for June and Baserunner of the Month for August.

In 2021, led High-A East in triples (7)...Hit 3 HR on 8/5/21 vs. Rome and recorded a career-best 14-game hitting streak from 8/14-29/21 (.357 AVG, 20-for-56).

Played for Scottsdale in the Arizona Fall League in 2021.

Named a 2019 mid- and post-season All-Star in the Rookie-level Pioneer League...Ranked in the top 5 in the league in OPS (2nd, 1.052), OBP (2nd, .447), walks (T-2nd, 35), AVG (3rd, .332), RBI (3rd, 51), and SLG (5th, .605).

Selected as MiLB.com's Pioneer League Player of the Month for July 2019 after leading the league in OBP (.482), OPS (1.207), RBI (29), and total bases (66).

Has twice earned Player of the Week honors, both in 2019: 7/8-14 and 7/29-8/4.

2022 Highlights

Spent the entire season with Double-A Portland and was named the team's MVP...Led the Sea Dogs in HR (17), RBI (84), hits (127), and total bases (210).

His 84 RBI ranked 9th in Double-A.

Made 69 starts at SS, 24 at 2B, 23 at 3B, 3 in CF, and 1 in LF.

GET YOUR POPCORN READY

After batting .230 with 1 HR in his first 40 games of the 2021 season, Christian turned to a familiar technique. "So I went back to what I know best in hitting popcorn kernels," Koss told MassLive.com in September 2021. "And wouldn't you know, things started falling for me in July." From 7/1/21 through the end of the season, Christian hit kernels before each game, with teammates joining in occasionally. In that time, he hit .297 with 14 HR and an .869 OPS.

With RISP, hit .320 with a .904 OPS (48-for-150, 9 HR).

Recorded his lone multi-HR game of the season on 6/30 vs. New Hampshire (4-for-6, 2 HR, 5 RBI).

Hit .317 with an .876 OPS in May, and .337 with a .922 OPS in July.

Personal

Full name is Christian Bradley Koss.

Played baseball for 3 seasons at the University of California, Irvine (2017-19)...Selected as the Big West Conference's 2019 Defensive Player of the Year.

Played for Yarmouth-Dennis in the Cape Cod Baseball League in 2017 and '18...Named a CCBAL All-Star in 2018.

In the summer between his senior year of high school and freshman year of college, played for Yakima Valley in the West Coast League.

Graduated from John W. North High School (CA).

His parents, Dale and Guadalupe, each played a sport at California Baptist University...Dale played basketball and Guadalupe played volleyball.

Both of Christian's sisters, Laikyn and Ferryn, have also played a collegiate sport...Laikyn played soccer at Colorado State University Pueblo and Ferryn played volleyball at San Bernardino Valley College.

Christian Koss's Career Record

YEAR	CLUB	AVG	G	AB	R	H	2B	3B	HR	RBI	SH	SF	HB	BB	SO	SB	CS	OBP	SLG	OPS
2019	Grand Junction	.332	53	190	45	63	11	4	11	51	3	3	7	35	43	10	4	.447	.605	1.052
2020									Did Not Play											
2021	Greenville	.271	104	428	65	116	18	7	15	55	0	4	5	31	100	10	4	.325	.451	.776
2022	Portland	.260	125	488	69	127	22	5	17	84	0	6	12	25	137	16	5	.309	.430	.739
Minor League Totals		.277	282	1106	179	306	51	16	43	190	3	13	24	91	280	36	13	.341	.468	.809

2019: Signed by the Colorado Rockies as a 12th-round selection in the June Draft (signed by Jon Lukens); **2020:** Acquired by the Boston Red Sox in exchange for LHP Yoan Aybar, 12/3

91 MATTHEW LUGO

INF

Bats: Right • **Throws:** Right • **Height:** 6-1 • **Weight:** 190

Opening Day Age: 21 • **MLB Service:** None

Born: 5/9/2001 in Manati, PR

Acquired: Selected in the 2nd round of the 2019 June Draft

Contract Signed through 2023



Non-Roster Invitee

Career Highlights

- Is in his 5th professional season, his 1st in Major League Spring Training camp.
- At only 21 years old, was the youngest player in Red Sox ML Spring Training camp in 2023.
- Has made 197 starts at SS, 26 at 3B, and 15 at 2B.
- Enters 2023 ranked as a top Red Sox prospect by *Baseball America* (No. 18) and *MLB.com* (No. 14)...Was also ranked by *Baseball America* as a top Sox prospect entering 2021 (No. 16) and 2022 (No. 14).
- Ranked by *Baseball America* as the best defensive infielder in the Red Sox' minor league system in 2021.
- Named to MLB Pipeline's Prospect Team of the Week for 9/6-12/21.
- Is the nephew of former All-Star Carlos Beltrán... Played at Carlos Beltrán Baseball Academy in Puerto Rico.

2022 Highlights

- Played 114 games with High-A Greenville and 3 with Double-A Portland, his debut at each level.
- Was 1 of 13 minor leaguers with at least 10 triples, but he and fellow Red Sox prospect Ceddanne Rafaela were the only 2 with at least 10 triples and 15 HR.
- Led Greenville in RBI (78), hits (134), total bases (233), doubles (25), triples (10), XBH (53), and games (tied, 114).
- Led High-A in hits, total bases, XBH (tied), and triples (tied)...His 10 triples tied for the Red Sox organization lead (see table on right).
- Made 72 starts at SS, 26 at 3B, and 9 at 2B.
- With RISP, was 45-for-145 (.310) with 5 HR.
- Recorded an OPS of at least .800 in April (.905), May (.856), June (.800), and August (1.013).
- Opened the season with an 8-game hitting streak from 4/8-17 (.538 AVG, 19-for-37, 6 2B, 2 3B, HR)... Recorded multiple hits in 6 of those games.

LUGO'S 2022 RANKINGS AMONG RED SOX MINOR LEAGUERS

Stat	Rank	Stat	Rank
.282 AVG	10th	26 2B	T-8th
.492 SLG	4th	10 3B	T-1st
.830 OPS	8th	18 HR	T-6th
135 hits	2nd	79 RBI	4th
77 runs	5th	235 TB	2nd
54 XBH	3rd		

IT'S IN THE GENES

Lugo is the nephew of former All-Star Carlos Beltrán. He was 3 years old when he attended Beltrán's first All-Star Game (2004 in Houston); in that game, former Red Sox David Ortiz and Manny Ramírez each had a HR and 2 RBI.

- Recorded his first career multi-HR game on 6/14 at Hickory (2 HR)...Recorded back-to-back games with 2 HR and a career-high 5 RBI on 8/19-20 at Bowling Green (7-for-10, 7 R, 4 HR, 10 RBI).
- Named South Atlantic League Player of the Month for August (25 G, .353 AVG, 1.013 OPS, 36-for-102, 22 R, 5 2B, 7 HR, 24 RBI)...Tabbed SAL Player of the Week for 8/15-21.
- Following the season, was named Rookie of the Year in the Puerto Rican Winter League after playing in 39 games with Caguas and posting a .275/.360/.450 batting line (33-for-120, 6 HR, 3 2B, 19 RBI, 20 R).

Personal

- Full name is Matthew Jabel Lugo.
- Was committed to play baseball at the University of Miami (FL) before his selection in the June Draft.

Matthew Lugo's Career Record

YEAR	CLUB	AVG	G	AB	R	H	2B	3B	HR	RBI	SH	SF	HB	BB	SO	SB	CS	OBP	SLG	OPS
2019	GCL Red Sox		39	136	19	35	5	1	1	12	2	1	3	15	36	3	0	.342	.331	.673
	Lowell	.250	2	8	0	2	0	0	0	1	0	0	0	0	2	0	0	.250	.250	.500
2020																				
2021	Salem	.270	105	418	61	113	21	3	4	50	1	5	7	38	94	15	4	.338	.364	.702
2022	Greenville	.288	114	466	76	134	25	10	18	78	0	3	7	35	100	20	7	.344	.500	.844
	Portland	.083	3	12	1	1	1	0	0	1	0	0	0	0	4	0	0	.083	.167	.250
	Minor League Totals	.274	263	1040	157	285	52	14	23	142	3	9	17	88	236	38	11	.338	.417	.755

2019: Signed by the Boston Red Sox as a 2nd-round selection in the June Draft (signed by Edgar Perez)

96 ELIH MARRERO

CATCHER

Bats: Switch • **Throws:** Right • **Height:** 5-9 • **Weight:** 185

Opening Day Age: 25 • **MLB Service:** None

Born: 6/21/1997 in Miami, FL

Acquired: Selected in the 8th round of the 2018 June Draft

Contract Status: Signed through 2023



Non-Roster Invitee

Career Highlights

Is in his 6th professional season, all in the Red Sox organization...Selected by the club in the 8th round of the 2018 First-Year Player Draft.

Attended his 1st ML Spring Training camp in 2023.

Has played no defensive position other than catcher in his professional career...Has thrown out 61 of 186 (32.8%) runners attempting to steal.

Was 32-for-40 in stolen base attempts from 2021-22 (80.0%), after stealing only 1 base from 2018-19.

Entered 2019 ranked by *Baseball America* as the best defensive player in the Red Sox' minor league system.

2022 Highlights

Played in a career-high 79 games, all with Double-A Portland...Marked his Double-A debut.

Started 74 games at catcher and 2 as the DH.

Threw out 22 of 61 runners attempting to steal (36.1%)...That was the 4th-highest percentage among Double-A catchers (min. 50 attempts).

Recognized by the Red Sox as the organization's Minor League Defensive Player of the Month for April.

LIKE FATHER, LIKE SON

Elih is the son of former Major League catcher Eli Marrero, who played in 724 games over 10 seasons with the Cardinals (1997-2003), Braves (2004), Royals (2005), Orioles (2005), Rockies (2006), and Mets (2006).

Was 18-for-23 in stolen base attempts (78.3%)...Was successful in 10 consecutive attempts from 6/30-9/11.

Hit .267 with a .733 OPS with runners on base (28-for-105, 4 2B, 2 HR), compared to .163 with a .486 OPS with the bases empty (23-for-141, 6 2B).

Personal

Full name is Elih Alexander Marrero.

Played at Mississippi State University (2016-17) and St. Thomas University in Miami Gardens, FL (2018).

Attended Coral Gables Senior High School.

Elih Marrero's Career Record

YEAR	CLUB	AVG	G	AB	R	H	2B	3B	HR	RBI	SH	SF	HB	BB	SO	SB	CS	OBP	SLG	OPS		
2018	GCL Red Sox	.289	26	83	14	24	3	1	0	9	0	2	1	14	14	0	0	.390	.349	.739		
	Lowell	.353	4	17	2	6	3	1	0	4	0	0	0	0	5	0	0	.353	.647	1.000		
2019	Lowell	.213	20	75	8	16	6	1	0	15	0	2	1	7	14	1	0	.282	.320	.602		
	Salem	.191	15	47	3	9	2	0	1	3	0	0	0	3	8	0	0	.240	.298	.538		
2020									Did Not Play													
2021	Greenville	.287	57	174	32	50	14	1	1	23	1	4	2	25	38	14	3	.376	.397	.772		
2022	Portland	.207	79	246	32	51	10	0	2	16	1	1	2	39	74	18	5	.319	.272	.591		
Minor League Totals		.243	201	642	91	156	38	4	4	70	2	9	6	88	153	33	8	.336	.333	.669		

2018: Signed by the Boston Red Sox as an 8th-round selection in the June Draft (signed by Willie Romay)

Elih
Marrero

55 CHRIS MARTIN

RHP



Bats: Right • **Throws:** Right • **Height:** 6-8 • **Weight:** 224

Opening Day Age: 36 • **MLB Service:** 5 years, 133 days

Born: 6/2/1986 in Arlington, TX

Acquired: Signed as a free agent on 12/8/2022

Contract Status: Signed through 2024

The Rundown

- Is in his 14th professional season, his 8th in the majors.
- This is his 2nd stint in the Red Sox organization... Pitched in their minor league system from 2011-13.
- Owns a 3.84 ERA (107 ER/251.0 IP) in 269 career outings, all in relief, with COL (2014), NYY (2015), TEX (2018-19), ATL (2019-21), CHC (2022), and LAD (2022).
- Has made 6 Opening Day rosters (2015, '18-22).
- Made at least 40 appearances in each of the last four 162-game seasons, including a career-high 60 in 2022.
- Won the 2021 World Series with ATL...Owns a 1.88 ERA (3 ER/14.1 IP) and 0.98 WHIP in 15 career Postseason outings for ATL (2019-21) and LAD (2022).
- Also won the 2016 Japan Series...Posted a 1.12 ERA (11 ER/88.1 IP) over 2 seasons for the Nippon Ham Fighters of Japan's Nippon Professional Baseball (2016-17).

Additional Career Highlights

- Is 1 of 2 pitchers in the Modern Era (since 1900) to record multiple seasons with at least 50.0 IP and 5 BB or fewer (2019, '22), joined only by Hall of Famer Dennis Eckersley (1989-90).
- Led the NL in WHIP (0.61) in 2020 with ATL.
- Tossed the 6th immaculate inning in ATL history on 9/11/19 at PHI...Struck out César Hernández, Jay Bruce, and Logan Morrison on 9 pitches.
- With TEX in 2018, his 1.08 BB/9.0 IP marked the lowest rate by a reliever in Rangers history (min. 40.0 IP).
- Made the Pacific League All-Star team in 2016 as a closer...His 1.12 ERA and .154 opponent AVG with Nippon Ham from 2016-17 were the lowest among NBP relievers during that span (min. 90 appearances).
- Struck out the side in his NYY debut on 4/6/15 vs. TOR, becoming just the 2nd NYY pitcher since 1914 to strike out each batter faced in his team debut...Joined Edwar Ramirez, who struck out all 3 on 7/3/07 vs. MIN.
- Pitched for Grand Prairie of the independent American Association in 2010...Was teammates with James Paxton.

MARTIN'S MLB RANKINGS, 2019-2022 (MIN. 150.0 IP)

Stat	Rank
0.99 BB/9.0 IP	1st
2.8 BB%	1st
10.11 SO/BB	1st
1.03 WHIP	21st

2022 LEADERS IN BB/9.0 IP AND SO/BB RATIO (MIN. 50.0 IP)

Rk.	Pitcher	SO/BB
1.	Chris Martin	14.80
2.	Jacob deGrom	12.75
3.	Joe Mantiplly	10.17

Rk.	Pitcher	BB/9.0 IP
1.	Chris Martin	0.80
2.	Joe Mantiplly	0.90
3.	Jacob deGrom	1.12
4.	Corey Kluber	1.15

ROAD TO THE MAJORS

After pitching for two seasons at McLennan Community College in Waco, TX, Martin tore his labrum in 2006. He underwent surgery to repair the tear in 2007, then didn't pitch from 2007-09. He worked several jobs in that span, including loading trucks for UPS at the DFW Airport and making deliveries for Lowe's Home Improvement and Texas Appliance.

After pitching for Grand Prairie in the independent American Association in 2010, Martin signed with Boston as a non-drafted free agent following a try-out in Fort Myers in March 2011. He pitched for the Red Sox organization from 2011-13 before being traded to Colorado in December 2013. Martin made his MLB debut with the Rockies in 2014.

FULL CIRCLE

In March 2023, Martin told NBC Sports Boston that his dad paid for his flight to attend his 2011 tryout with the Red Sox. "He's a big part of the reason why I was here in 2011. And now I'm back here in 2023, the year after he passes away, so I don't think it's a coincidence. This is where he wants me to be ... Hopefully we're here because he thinks we can win a championship. And hopefully he'll be there for the ride."

SEASONS WITH 5 BB OR FEWER AND 50.0+ IP, 1900-PRESENT

Pitcher	Year	Team	BB	IP
Chris Martin	2022	CHC/LAD	5	56.0
Chris Martin	2019	ATL/TEX	5	55.2
Dan Otero	2018	CLE	5	58.2
Evan Scribner	2015	OAK	4	60.0
Chad Qualls	2014	HOU	5	51.1
Edward Mujica	2013	STL	5	64.2
Kevin Slowey	2011	MIN	5	59.1
Wilton López	2010	HOU	5	67.0
Matt Capps	2008	PIT	5	53.2
Dennis Eckersley	1990	OAK	4	73.1
Dennis Eckersley	1989	OAK	3	57.2
Tom Morgan	1958	DET	4	62.2
Roger Denzer	1901	NYG	5	61.2

MOST CONSECUTIVE OUTINGS ISSUING 0 WALKS (SINGLE SEASON)

Rk.	Pitcher (Year)	G
1.	Chris Martin (2022)	36
2.	Joe Mantiplay (2022)	34
3.	Yimi Garcia (2015)	33

MOST CONSECUTIVE OUTINGS ISSUING 0 WALKS (SPANNING SEASONS)

Rk.	Pitcher (Years)	G
1.	Dennis Eckersley (1989-90)	41
T2.	Sergio Romo (2012-13)	38
T2.	John Smoltz (2003-04)	38
T4.	Chris Martin (2022)	36
T4.	Koji Uehara (2010-11)	36

Postseason Highlights

- 🔥 Made 2 scoreless relief appearances for LAD in 2022, each in the NLDS against SD...Earned the save in Game 1 at Dodger Stadium and tossed a scoreless 6th inning in Game 4 at Petco Park.
- 🔥 Posted a 2.08 ERA (1 ER/4.1 IP) in 5 appearances during ATL's championship run in 2021, including 2 scoreless appearances during the World Series vs. HOU (Games 4 and 5 at Truist Park).
- 🔥 During 8 appearances in the 2020 Postseason, posted a 2.25 ERA (2 ER/8.0 IP)...Appeared in 5 games of the NLCS against LAD, allowing 1 ER in 5.0 IP (1.80 ERA).
- 🔥 Was on the Braves' 2019 NLDS roster but did not pitch.

Minor League Highlights

- 🔥 Tabbed a 2013 Red Sox MiLB.com Organization All-Star.
- 🔥 Named Eastern League Pitcher of the Week with Double-A Portland for the week ending on 4/15/13.
- 🔥 Began the 2013 season with 21.0 consecutive scoreless innings in 12 appearances for Portland.
- 🔥 Following the 2013 season, pitched for Escogido in the Dominican Winter League (8.0 IP, 0 BB, 8 SO).
- 🔥 Pitched for Surprise in the Arizona Fall League in 2012.
- 🔥 Made his MiLB debut in 2011 in the Sox system, going 6-2 with a 2.55 ERA (21 ER/74.0 IP) in 23 appearances (1 start) between Double-A Portland, High-A Salem, and Single-A Greenville.

2022 Highlights

- 🔥 Split the season between CHC and LAD...Went 4-1 with a 3.05 ERA and 0.98 WHIP in a career-high 60 appearances (56.0 IP, 50 H, 19 ER, 5 BB, 74 SO)...His 74 SO marked a career high.
- 🔥 Led the majors (min. 50.0 IP) in BB/9.0 IP (0.80) and SO/BB (14.80).
- 🔥 Recorded multiple SO in 20 appearances, including a career-high 4 SO on 8/15 at MIL (4 BF, 1.0 IP).
- 🔥 Issued 0 BB in 36 consecutive outings from 6/10-9/20, MLB's longest streak of 2022 and the longest streak of his career...Had 44 SO in that span.
- 🔥 Acquired by LAD on 7/30 in exchange for INF Zach McKinstry...In 26 outings for the Dodgers, was 3-1 with a 1.46 ERA, 0.53 WHIP, and .135 opponent AVG (24.2 IP, 12 H, 4 ER).
- 🔥 For LAD, struck out 34 batters and walked only 1...Issued 0 BB in his first 20 games with the club (25 SO).
- 🔥 Including the Postseason, 25 of his 28 outings for the Dodgers were scoreless...Did not allow a run in each of his final 15 appearances, spanning 9/4 through NLDS Game 4.
- 🔥 Made 2 scoreless appearances during the NLDS against SD...Earned the save in Game 1 at Dodger Stadium and tossed a scoreless 6th inning in Game 4 at Petco Park.

Personal

- 🔥 Full name is Christopher Riley Martin.
- 🔥 Owns a ranch called Texas 4 Seam Ranch.
- 🔥 Graduated from Arlington (TX) High School and pitched 2 seasons at McLennan Community College (TX) from 2005-06.
- 🔥 One of his sisters, Crystal, played softball for Texas A&M and earned an All-Big 12 Conference selection at SS.

Chris Martin, Continued

Chris Martin's Career Record

YEAR	CLUB	W-L	ERA	G-GS	CG-SHO	SV	IP	H	R	ER	HR	HB	BB	SO	SO/9	WHIP	AVG
2010	Grand Prairie (Ind.)	4-0	1.96	13-4	0-0	0	36.2	34	11	8	0	0	9	36	8.84	1.17	-
2011	Greenville	4-0	2.17	7-1	0-0	0	29.0	16	7	7	1	3	6	28	8.69	0.76	.163
	Salem	2-1	0.92	13-0	0-0	4	39.1	29	4	4	0	3	6	24	5.49	0.89	.210
	Portland	0-1	15.88	3-0	0-0	0	5.2	12	10	10	2	0	1	3	4.76	2.29	.444
2012	Portland	3-6	4.48	23-12	0-0	0	76.1	83	42	38	4	6	18	65	7.66	1.32	.275
2013	Portland	2-0	0.00	12-0	0-0	3	21.0	9	0	0	0	0	6	27	11.57	0.71	.132
	Pawtucket	3-3	3.18	30-0	0-0	2	51.0	51	19	18	3	4	10	47	8.29	1.20	.262
2014	Colorado Springs	1-3	4.39	25-0	0-0	5	26.2	33	15	13	2	2	9	36	12.15	1.58	.308
	COLORADO	0-0	6.89	16-0	0-0	0	15.2	22	12	12	2	0	4	14	8.04	1.66	.338
2015	NEW YORK-AL	0-2	5.66	24-0	0-0	1	20.2	28	13	13	2	1	6	18	7.84	1.65	.304
	Scranton/WB	0-1	3.18	20-0	0-0	2	28.1	26	12	10	1	1	10	25	7.94	1.27	.239
2016	Nippon Ham (NPB)	2-0	1.07	52-0	0-0	21	50.2	25	8	6	2	0	7	57	10.13	0.63	-
2017	Nippon Ham (NPB)	0-2	1.19	40-0	0-0	1	37.2	21	5	5	2	1	6	34	8.12	0.72	-
2018	TEXAS	1-5	4.54	46-0	0-0	0	41.2	46	21	21	5	3	5	37	7.99	1.22	.274
	Frisco	0-0	0.00	2-0	0-0	0	2.0	2	0	0	0	0	0	3	13.50	1.00	.250
	Round Rock	0-0	0.00	1-0	0-0	0	1.0	2	0	0	0	0	0	1	9.00	2.00	.500
2019	TEXAS	0-2	3.08	38-0	0-0	4	38.0	35	13	13	8	0	4	43	10.18	1.03	.246
	ATLANTA	1-1	4.08	20-0	0-0	0	17.2	17	10	8	1	0	1	22	11.21	1.02	.254
2020	ATLANTA	1-1	1.00	19-0	0-0	1	18.0	8	3	2	1	1	3	20	10.00	0.61	.129
2021	ATLANTA	2-4	3.95	46-0	0-0	1	43.1	49	20	19	4	3	6	33	6.85	1.27	.290
	Gwinnett	0-0	7.36	4-0	0-0	0	3.2	4	3	3	0	0	1	4	9.82	1.36	.267
2022	CHICAGO-NL	1-0	4.31	34-0	0-0	0	31.1	38	16	15	5	0	4	40	11.49	1.34	.297
	LOS ANGELES-NL	3-1	1.46	26-0	0-0	2	24.2	12	4	4	1	1	1	34	12.41	0.53	.135
Major League Totals		9-16	3.84	269-0	0-0	9	251.0	255	112	107	29	9	34	261	9.36	1.15	.260
Minor League Totals		15-15	3.26	140-13	0-0	16	284.0	267	112	103	13	19	67	263	8.33	1.18	.249
Independent Lg. Totals		4-0	1.96	13-4	0-0	0	36.2	34	11	8	0	0	9	36	8.84	1.17	-
Japan Totals		2-2	1.12	92-0	0-0	22	88.1	46	13	11	4	1	13	91	9.27	0.67	-

2004: Selected by the Detroit Tigers in the 18th round of the First-Year Player Draft (did not sign); **2005:** Selected by the Colorado Rockies in the 21st round of the First-Year Player Draft (did not sign); **2011:** Signed by the Boston Red Sox as a minor league free agent, 3/31; **2013:** Acquired by the Colorado Rockies with LHP Franklin Morales in exchange for INF Jonathan Herrera, 12/18; **2015:** Acquired by the New York Yankees in exchange for cash considerations, 1/13; **2017:** Signed by the Texas Rangers as a free agent, 12/15; **2018:** On disabled list with right forearm irritation, 5/1-19; On disabled list with a right calf strain, 6/12-7/3; On disabled list with a left groin strain, 7/5-30; **2019:** Acquired by the Atlanta Braves in exchange for LHP Kolby Allard, 7/30; Signed by the Atlanta Braves as a free agent, 11/19; **2020:** On injured list with esophageal constriction, 8/6-19; **2021:** On injured list with right elbow inflammation, 9/2-15; **2022:** Signed by the Chicago Cubs as a free agent, 3/17; Acquired by the Los Angeles Dodgers in exchange for INF Zach McKinstry, 7/30; Signed by the Boston Red Sox as a free agent, 12/8

Postseason Record

W-L	ERA	G-GS	CG-SHO	SV	IP	H	R	ER	HR	HB	BB	SO	SO/9	WHIP	AVG
0-1	1.88	15-0	0-0	1	14.1	12	3	3	2	1	2	10	6.28	0.98	.222

Wild Card Record

YEAR	CLUB	W-L	ERA	G-GS	CG-SHO	SV	IP	H	R	ER	HR	HB	BB	SO	SO/9	WHIP	AVG
2020	ATL vs. CIN	0-0	0.00	2-0	0-0	0	2.0	0	0	0	0	0	0	0	0.00	0.00	.000

Division Series Record

YEAR	CLUB	W-L	ERA	G-GS	CG-SHO	SV	IP	H	R	ER	HR	HB	BB	SO	SO/9	WHIP	AVG
2019	ATL vs. STL						Did Not Pitch										
2020	ATL vs. MIA	0-0	9.00	1-0	0-0	0	1.0	2	1	1	0	1	0	1	9.00	2.00	.400
2022	LAD vs. SD	0-0	0.00	2-0	0-0	1	2.0	3	0	0	0	0	0	1	4.50	1.50	.333
Division Series Totals		0-0	3.00	3-0	0-0	1	3.0	5	1	1	0	1	0	2	6.00	1.67	.357

League Championship Series Record

YEAR	CLUB	W-L	ERA	G-GS	CG-SHO	SV	IP	H	R	ER	HR	HB	BB	SO	SO/9	WHIP	AVG
2020	ATL vs. LAD	0-1	1.80	5-0	0-0	0	5.0	3	1	1	1	0	2	5	9.00	1.00	.176
2021	ATL vs. LAD	0-0	4.50	3-0	0-0	0	2.0	3	1	1	1	0	0	1	4.50	1.50	.333
LCS Totals		0-1	2.57	8-0	0-0	0	7.0	6	2	2	2	0	2	6	7.71	1.14	.231

World Series Record

YEAR	CLUB	W-L	ERA	G-GS	CG-SHO	SV	IP	H	R	ER	HR	HB	BB	SO	SO/9	WHIP	AVG
2021	ATL vs. HOU	0-0	0.00	2-0	0-0	0	2.1	1	0	0	0	0	0	2	7.71	0.43	.125

Career Single-Game Highs

INNINGS: 2.0, 3x, last 10/3/21 vs. NYM; **STRIKEOUTS:** 4, 8/15/22 at MIL; **HITS:** 5, 6/20/14 vs. MIL; **RUNS:** 4, 4/30/18 at CLE; **WALKS:** 2, 7/4/18 vs. HOU; **HOME RUNS:** 1, 29x, last 8/1/22 at SF; **SCORELESS INNINGS STREAK:** 16.0, 7/29-9/21/20; **EJECTIONS (0)**

Major League Firsts

APPEARANCE: 4/26/14 at LAD (1.0 IP, entered to start 7th inning); **STRIKEOUT:** 4/27/14 at LAD (Justin Turner, swinging); **WIN:** 6/5/18 vs. OAK (1.0 IP); **SAVE:** 4/28/15 vs. TB (1.0 IP)

79 BRYAN MATA

RHP

Bats: Right • **Throws:** Right • **Height:** 6-3 • **Weight:** 223

Opening Day Age: 23 • **MLB Service:** None

Born: 5/3/1999 in Maracay, Aragua, VZ

Acquired: Signed as an international free agent on 1/27/2016

Contract Status: Signed through 2023



Career Highlights

- Is in his 8th professional season, his 4th in Major League Spring Training camp.
- Added to the Red Sox' 40-man roster on 11/20/20.
- Ranked by *Baseball America* and MLB.com as the Red Sox' top pitching prospect...Ranked by both outlets as one of the Sox' top 10 prospects entering each of the last 6 seasons (2018-23).
- Rated by *Baseball America* as having the best control among Sox prospects in 2018, best changeup in 2019, best fastball in 2021, and best slider in 2022.
- In his career, has held RHH to a .209 AVG (164-for-786).
- Missed the entire 2021 season due to injury requiring Tommy John surgery on his right elbow...The procedure was performed on 4/14/21 by Dr. Neal ElAttrache at the Kerlan-Jobe Institute in Los Angeles, CA.
- Spent the 2020 season at the Red Sox' Alternate Training Site...At 21 years old, was the youngest pitcher in the Club Player Pool.
- Opened the 2019 season with High-A Salem and posted a 1.75 ERA (10 ER/51.1 IP) in 10 starts...Transferred to Double-A Portland on 6/30/19...Following the 2019 season, pitched for Peoria in the Arizona Fall League.
- Pitched for the World team in the 2018 SiriusXM All-Star Futures Game at Nationals Park at only 19 years old (1.0 IP, 0 R).
- Named Red Sox Minor League Starting Pitcher of the Month for June 2017 as an 18-year-old with Low-A Greenville...Helped the Drive win the South Atlantic League title, making 2 starts in the postseason.

2022 Highlights

- Made his 1st appearances since 2019 after missing the entire 2020 and 2021 seasons.
- Went 7-3 with a 2.49 ERA (28 ER/83.0 IP) and 105 SO in 19 outings (18 starts) for Single-A Salem (1 GS), High-A Greenville (3 GS), Double-A Portland (10 G/1 GS), and Triple-A Worcester (5 GS)...Marked his Triple-A debut.
- Averaged 11.39 SO/9.0 IP.
- Went 5-2 with a 1.85 ERA (10 ER/48.2 IP) for Portland.
- Threw 5.0+ innings in 9 of his 15 starts between Worcester and Portland, including 6.0+ innings in 5 of them.
- Made his season debut on 6/4 for Salem on rehab assignment...Allowed 1 unearned run over 2.0 IP in his 1st outing since 2019.
- Made 3 rehab starts for Greenville from 6/10-22...Gave up 4 ER in 9.0 IP with 15 SO and 6 BB.

BASEBALL AMERICA'S TOP RED SOX PROSPECTS

Rk.	Player	Pos.
1.	Marcelo Mayer (High-A)	INF
2.	Triston Casas (MLB)	1B
3.	Ceddanne Rafaela (Double-A)	INF/OF
4.	Masataka Yoshida (NPB)	OF
5.	Miguel Bleis (Rookie)	OF
6.	Mikey Romero (Single-A)	INF
7.	Nick Yorke (High-A)	INF
8.	Bryan Mata (Triple-A)	RHP
9.	Roman Anthony (Single-A)	OF
10.	Brandon Walter (Triple-A)	LHP

(Level indicates where they finished 2022)

- Reinstated from the IL on 6/28 and assigned to Portland.
- Did not allow an ER in 3 straight starts from 7/3-15 (13.0 IP, 8 H, 2 R, HBP, 7 BB, 19 SO).
- Tossed a season-high 6.0 innings in 4 of his final 5 starts for the Sea Dogs, spanning 7/31-8/24...Earned the win in each of his final 4 starts with Portland and allowed 0 ER in his final 3 (18.0 IP, 14 H, 1 R, 5 BB, 22 SO).
- Recognized by the Red Sox as the organization's Minor League Starting Pitcher of the Month for August.
- Assigned to Worcester on 8/30 and made his Triple-A debut that day vs. Buffalo (3.0 IP, 2 H, R, 4 BB, SO).
- Allowed 2 runs or fewer in each of his first 4 Triple-A starts (3.00 ERA, 6 ER/18.0 IP).
- Struck out 24 batters over 14.1 innings in his final 3 starts of the season (15.07 SO/9.0 IP).
- Recorded a season-high 10 SO in his final start of the season, 9/24 vs. Syracuse (5.1 IP, 3 H, 3 R, 3 BB)...Was his 1st career 10-strikeout game.

Personal

- Full name is Bryan Eduardo Mata.

In the Community

- As part of the Red Sox Rookie Development Program, visited patients at Boston Children's Hospital in 2020 and 2023...Also hosted a Play Ball clinic with the Red Sox Foundation in 2023.

Bryan Mata

Bryan Mata, Continued

Bryan Mata's Career Record

YEAR	CLUB	W-L	ERA	G-GS	CG-SHO	SV	IP	H	R	ER	HR	HB	BB	SO	SO/9	WHIP	AVG
2016	DSL Red Sox2	4-4	2.80	14-14	0-0	0	61.0	54	23	19	2	2	19	61	9.00	1.20	.242
2017	Greenville	5-6	3.74	17-17	1-1	0	77.0	75	34	32	3	7	26	74	8.65	1.31	.259
2018	Salem	6-3	3.50	17-17	0-0	0	72.0	58	33	28	1	12	58	61	7.63	1.61	.229
2019	Salem	3-1	1.75	10-10	0-0	0	51.1	38	18	10	1	7	18	52	9.12	1.09	.201
	Portland	4-6	5.03	11-11	0-0	0	53.2	54	32	30	6	4	24	59	9.89	1.45	.271
2020							Did Not Pitch										
2021							Did Not Pitch										
2022	Salem	0-0	0.00	1-1	0-0	0	2.0	0	1	0	0	0	2	2	9.00	1.00	.000
	Greenville	0-1	4.00	3-3	0-0	0	9.0	6	4	4	1	0	6	15	15.00	1.33	.182
	Portland	5-2	1.85	10-9	0-0	0	48.2	35	14	10	4	1	23	58	10.73	1.19	.202
	Worcester	2-0	3.47	5-5	0-0	0	23.1	19	9	9	0	2	15	30	11.57	1.46	.224
Minor League Totals		29-23	3.21	88-87	1-1	0	398.0	339	168	142	18	35	191	412	9.32	1.33	.233

2016: Signed by the Boston Red Sox as an international free agent, 1/27 (signed by Eddie Romero and Alex Requena)



3 REESE MCGUIRE

CATCHER

Bats: Left • **Throws:** Right • **Height:** 6-0 • **Weight:** 233

Opening Day Age: 28 • **MLB Service:** 3 years, 27 days

Born: 3/2/1995 in Seattle, WA

Acquired: From the Chicago White Sox with a PTBNL or cash considerations in exchange for LHP Jake Diekman on 8/1/2022

Contract Status: Signed through 2023



Career Highlights

- Is in his 11th professional season, his 1st full season with BOS after being acquired from CWS in 2022.
- Has played 230 career ML games with TOR (2018-21), CWS (2022), and BOS (2022).
- Made Opening Day rosters in 2020 (TOR) and 2022 (CWS).
- Selected by PIT in the 1st round (14th overall) in the 2013 First-Year Player Draft out of Kentwood HS (WA).
- Has played 216 games at catcher (179 starts)...Has thrown out 38 of 121 attempted base stealers (31.4%).
- Recorded 38 hits (7 HR) in his first 44 career games, the most ever by a Toronto catcher...Became the 7th player in TOR history to hit 7+ HR through their first 34 games and the 1st catcher to do so.
- Made his Postseason debut in 2020 with TOR, as a defensive replacement in Game 1 of the Wild Card Round at TB...Caught the bottom of the 8th inning.
- Went 4-for-5 with 3 2B and 2 RBI on 6/20/21 at BAL... Became the 2nd TOR catcher with 4+ hits and 3+ 2B in a game, joining Kevin Cash on 4/13/04 at DET.
- Also recorded 3 2B on 7/29/21 at BOS...Became the 5th TOR player with multiple games of 3+ 2B in a single season, joining John Buck (2010), Adam Lind (2009), Shannon Stewart (2000), and Tony Fernandez (1999).

Minor League Highlights

- Ranked by *Baseball America* as a Top 100 prospect in 2014 (No. 81) and 2015 (No. 97)...Also ranked as the best defensive catcher in PIT's system in 2014 as well as in TOR's system from 2018-20.
- Voted the best defensive catcher in the Single-A South Atlantic League in 2014 in *Baseball America's* poll.
- Prior to the 2013 First-Year Player Draft, was rated by *Baseball America* as the No. 10 prospect available.
- Was twice named a Mid-Season All-Star: 2014 with Single-A West Virginia (South Atlantic League) and 2015 with High-A Bradenton (Florida State League).
- Named a Post-Season All-Star in 2013 with the Rookie-level GCL Pirates.
- Selected as Eastern League Player of the Week for 8/14-20 in 2017 with Double-A New Hampshire.
- Named FCL Player of the Month in July 2013 after batting .369 (31-for-84) in his first 21 professional games.
- Played for Glendale in the Arizona Fall League during 2015 and Águilas in the Dominican Winter League during 2017...Named a 2015 Fall Star at catcher.

A.L. CAUGHT STEALING % LEADERS IN 2022

Rk.	Player	CS/SB	CS%
T1.	Reese McGuire	16/32	33.3
T1.	Jose Trevino	15/30	33.3
3.	Eric Haase	13/27	32.5

BOSTON BASH

In 36 games after being acquired from the White Sox on 8/1, McGuire led the Red Sox in AVG (min. 15 games played).

Stat	CWS	BOS
Games	53	36
AVG	.225	.337
OBP	.261	.377
SLG	.285	.500
OPS	.546	.877
HR	0	3
fWAR	0.4	1.3

FAMILY TIES

Reese's grandfather, Jack, was a catcher on Duke University's team that made the 1952 College World Series. His younger brother, Shane, is ranked by *Baseball America* as the best defensive catcher in the A's minor league system, and was teammates with current Red Sox LHP Chris Murphy at the University of San Diego. His older brother, Cash, played baseball for 4 seasons at Seattle University (2013-16).

Reese credits his older brother, Cash, for turning his focus to catching during his Little League days. Reese told MassLive.com in September 2022, "He became the dominant pitcher and so I would be the guy to catch him just because it made sense. We'd go into the backyard just working, playing catch." Reese recalled "doing blocking drills in the backyard with my grandpa and uncle," and that after receiving catching gear one Christmas as a child he "couldn't wait to get out back and throw balls in the dirt and block."

Reese McGuire, Continued

2022 Highlights

🔥 Set career highs in games (89), hits (67), runs (25), XBH (18), and RBI (22), as well as starts at catcher (70), innings played (628.0), and runners caught stealing (16).

🔥 Batted .225 with a .546 OPS in 53 games with the White Sox (34-for-151, 9 2B, 6 BB)...Acquired by BOS on 8/1 and played in 36 games with the Red Sox, batting .337 with an .877 OPS (33-for-98, 5 2B, 3B, 3 HR, 6 BB).

🔥 Led the Red Sox in AVG from 8/1 through the end of the season (min. 15 games played).

🔥 From 6/1 through the end of the season, led MLB catchers with a .295 AVG (51-for-173, min. 100 PA).

🔥 Tied for the AL lead and ranked T-3rd in MLB in caught stealing % (33.3%)...Ranked T-5th in the AL and T-8th in MLB in runners caught stealing (16).

2022 Timeline

🔥 Played in 5 games for the Blue Jays during Spring Training before being acquired by the White Sox on 4/3 in exchange for C Zack Collins.

🔥 Made the White Sox' Opening Day roster.

🔥 Recorded a career-best 10-game hitting streak from 6/2-20, during which he batted .333 with a .389 OBP (11-for-33, 5 R, 3 2B, 2 RBI, 2 BB)...It also marked the longest on-base streak of his career.

🔥 Threw out 6 of 9 attempted base stealers from 6/1-19.

🔥 Acquired by BOS from the White Sox on 8/1.

🔥 Hit safely in each of his first 6 games with the Red Sox (.500, 9-for-18), the 2nd-longest hitting streak of his career...Collected 2 hits in 3 of his first 6 games with BOS.

🔥 Made his Red Sox debut on 8/3 at HOU...Started at catcher and went 2-for-3.

🔥 Made his 1st career pitching appearance on 8/23 vs. TOR, retiring all 3 batters faced in the 9th inning.

🔥 Homered 3 times in a 7-game span from 9/13-25, accounting for all 3 of his HR in 2022...Each of those HR came against the Yankees.

🔥 Led off the 3rd inning with a go-ahead solo HR on 9/13 vs. NYY...Was his 1st HR of the season, snapping a career-long 122-game homerless streak dating to 6/12/21 with TOR at Fenway Park.

🔥 Set a career high in RBI (3) on 9/22 at NYY...Gave the Sox a 4-3 lead with a pinch-hit, 3-run HR in the 7th inning...Was the Sox' 1st go-ahead, pinch-hit HR in the 7th or later since Christian Arroyo's grand slam on 6/16/21 at ATL.

🔥 Hit a solo HR in the 2nd inning on 9/24 at NYY.

Personal

🔥 Full name is Reese Jackson McGuire.

🔥 Graduated from Kentwood High School (WA).

🔥 Named 2012-13 Gatorade Washington Player of the Year.

🔥 Received the 2012 Dick Chase Award after helping Team USA's 18U squad defeat Canada and win the Gold Medal at the IBAF 18U World Championships in Seoul, South Korea.

MLB CAUGHT STEALING % LEADERS, ACTIVE PLAYERS

Rk.	Player	CS/SB	CS%
1.	Christian Bethancourt	33/54	37.9
2.	J.T. Realmuto	179/315	36.2
3.	Salvador Perez	217/391	35.7
4.	Martin Maldonado	164/304	35.0
5.	Manny Piña	71/133	34.8
6.	Christian Vázquez	125/243	34.0
7.	James McCann	152/299	33.7
8.	Yan Gomes	184/374	33.0
9.	Luke Maile	61/129	32.1
10.	Tucker Barnhart	163/353	31.6
11.	Reese McGuire	38/83	31.4

Among the 42 active players with at least 1,000.0 innings caught (source: FanGraphs)

RED SOX TO HIT A GO-AHEAD, PINCH-HIT HR IN THE 7TH INNING OR LATER AGAINST THE YANKEES

Player	Game	Inn.
Mickey Vernon	7/4/1957 at NYY-G1	9
Dalton Jones	7/6/1966 at NYY-G1	9
Reid Nichols	6/11/1984 vs. NYY	9
Mike Stanley	5/23/1997 at NYY	8
Reese McGuire	9/22/2022 at NYY	7

In 7 games vs. NYY after he was acquired by the Red Sox, Reese hit .444 (8-for-18) with 3 HR and 6 RBI. He owns a .353 AVG and .970 OPS with 10 XBH and 13 RBI in 25 career games vs. NYY (24-for-68, 6 2B, 4 HR).

In the Community

🔥 Visited Boston Children's Hospital with teammate Nick Pivetta on 10/4/22.

🔥 Participated in the Red Sox 2022 Holiday Caravan on 12/6-7...Made stops at Shriners' Children's Boston, Mass General Hospital for Children, The BASE, Boston Children's Hospital, and Beth Israel Deaconess Medical Center.

🔥 Participated in the 2020 Blue Jays Winter Tour, a multi-weekend program in which Blue Jays players make appearances and visits in Toronto and Vancouver.

Reese McGuire's Career Record

YEAR	CLUB	AVG	G	AB	R	H	2B	3B	HR	RBI	SH	SF	HB	BB	SO	SB	CS	OBP	SLG	OPS
2013	GCL Pirates	.333	46	176	30	58	11	0	0	21	2	2	3	15	18	5	1	.388	.392	.780
	Jamestown	.250	4	16	3	4	0	0	0	0	0	0	0	1	1	1	0	.294	.250	.544
2014	West Virginia	.262	98	389	46	102	11	4	3	45	4	6	4	24	44	7	2	.307	.334	.641
2015	Bradenton	.254	98	374	32	95	15	0	0	34	6	4	1	26	39	14	7	.301	.294	.595
2016	Altoona	.259	77	266	29	69	16	2	1	37	4	2	3	29	26	4	4	.337	.346	.683
	New Hampshire	.226	15	53	5	12	2	0	0	5	0	0	1	7	8	2	2	.328	.264	.592
2017	New Hampshire	.278	34	115	19	32	5	1	6	20	2	2	1	16	19	2	1	.366	.496	.862
	GCL Blue Jays	.409	8	22	4	9	2	0	0	7	0	1	0	3	1	0	1	.462	.500	.962
	Dunedin	.250	3	12	1	3	1	0	0	1	0	0	0	1	2	0	0	.308	.333	.641
2018	Buffalo	.233	96	322	31	75	9	2	7	37	4	4	6	33	77	3	2	.312	.339	.651
	TORONTO	.290	14	31	5	9	3	0	2	4	0	0	0	2	9	1	0	.333	.581	.914
2019	Buffalo	.247	72	243	30	60	12	1	5	29	2	5	2	25	44	4	0	.316	.366	.682
	TORONTO	.299	30	97	14	29	7	0	5	11	0	0	0	7	18	0	0	.346	.526	.872
2020	TORONTO	.073	19	41	2	3	0	0	1	1	4	0	0	0	11	0	0	.073	.146	.219
2021	TORONTO	.253	78	198	22	50	15	0	1	10	1	1	2	15	44	0	0	.310	.343	.653
	CHICAGO-AL	.225	53	151	12	34	9	0	0	10	5	2	1	6	33	0	0	.261	.285	.546
2022	BOSTON	.337	36	98	13	33	5	1	3	12	1	1	1	6	23	1	0	.377	.500	.877
	Major League Totals	.256	230	616	68	158	39	1	12	48	11	4	5	36	138	2	0	.301	.381	.682
Minor League Totals		.261	551	1988	230	519	84	10	22	236	24	26	21	180	279	42	20	.325	.347	.672
Red Sox Totals		.337	36	98	13	33	5	1	3	12	1	1	1	6	23	1	0	.377	.500	.877

2013: Signed by the Pittsburgh Pirates as a 1st-round selection (14th overall) in the First-Year Player Draft (signed by Greg Hopkins); **2016:** Acquired by the Toronto Blue Jays with LHP Francisco Liriano and OF Harold Ramirez in exchange for RHP Drew Hutchison, 8/1; **2022:** Acquired by the Chicago White Sox in exchange for C Zack Collins, 4/3; Acquired by the Boston Red Sox with a player to be named later (RHP Taylor Broadway) or cash considerations in exchange for LHP Jake Diekman, 8/1

Wild Card Record

YEAR	CLUB	AVG	G	AB	R	H	2B	3B	HR	RBI	SH	SF	HB	BB	SO	SB	CS	OBP	SLG	OPS
2020	TOR vs. TB	-	1	0	0	0	0	0	0	0	0	0	0	0	0	0	0	-	-	-

Career Fielding Record

POS	PCT.	G	GS	PO	A	E	TC	DP	CCS	SB	CCS%	PB	PKO	INN
C	.995	216	179	1600	71	9	1680	8	38	83	31.4	11	3	1578.1
P	-	1	0	0	0	0	0	0						

Career Single-Game Highs

HITS: 4, 2x, last 6/20/21 at BAL; **DOUBLES:** 3, 2x, last 7/29/21 at BOS; **HOME RUNS:** 1, 12x, last 9/24/22 at NYY; **RBI:** 3, 9/22/22 at NYY; **RUNS SCORED:** 3, 8/8/19 vs. NYY; **WALKS:** 2, 5x, last 9/26/22 vs. BAL; **STRIKEOUTS:** 3, 2x, last 7/15/22 at MIN; **STOLEN BASES:** 1, 2x, last 9/3/22 vs. TEX; **HITTING STREAK:** 10, 6/2-20/22; **EJECTIONS (0)**

Home Run Notes

MULTI-HOME RUN GAMES (0); LEADOFF (0); GRAND SLAMS (0); PINCH-HIT (2): 9/29/18 at TB off Sergio Romo (9th inning); 9/22/22 at NYY off Clarke Schmidt (7th inning); **EXTRA-INNING (0); GAME-ENDING (0); INSIDE-THE-PARK (0)**

Major League Firsts

GAME: 9/6/18 vs. CLE (started at C); **HIT:** 9/6/18 vs. CLE off Dan Otero (double, 9th inning); **HOME RUN:** 9/26/18 vs. HOU off Cionel Pérez (solo, 5th inning); **GAME-ENDING RBI:** N/A



40 WYATT MILLS

RHP

Bats: Right • **Throws:** Right • **Height:** 6-4 • **Weight:** 220

Opening Day Age: 28 • **MLB Service:** 134 days

Born: 1/25/1995 in Spokane, WA

Acquired: From the Kansas City Royals in exchange for minor league RHP Jacob Wallace on 12/16/2022

Contract Status: Signed through 2023



Career Highlights

- Is in his 7th professional season, his 1st with BOS after being acquired in December 2022.
- Has made 38 ML relief appearances between SEA (2021-22) and KC (2022)...Made his ML debut on 5/1/21 vs. LAA, tossing a scoreless 8th inning.
- Originally selected by SEA in the 3rd round of the 2017 First-Year Player Draft out of Gonzaga University.
- In 52 career Triple-A outings (1 start), is 7-3 with a 2.60 ERA, 0.99 WHIP, .171 opponent AVG, and 13.14 SO/9.0 IP (62.1 IP, 18 ER, 38 H, 24 BB, 91 SO).
- Pitched for Team USA in the Premier12 Tournament in 2019, where he was teammates with Bobby Dalbec and Tanner Houck.
- Ranked by *Baseball America* as one of SEA's top prospects in 2018 (No. 11), 2019 (No. 19), 2020 (No. 24), 2021 (No. 16), and 2022 (No. 25).
- In 2018, selected as a California League Mid-Season All-Star while playing for High-A Modesto and named a Fall Star while pitching for Peoria in the Arizona Fall League.

2022 Highlights

- Split the season between Triple-A and the majors in the SEA and KC organizations.
- Posted a 4.60 ERA (15 ER/29.1 IP) in 27 ML appearances and a 2.14 ERA (8 ER/33.2 IP) in 29 Triple-A outings.
- Made 5 appearances for SEA in Spring Training before beginning the season with Tacoma.
- Posted a 4.15 ERA (4 ER/8.2 IP) in 8 relief outings for SEA from 4/29-5/19...Optioned to Tacoma on 5/20.
- Acquired by KC on 6/27 with minor league RHP William Fleming in exchange for INF Carlos Santana and cash considerations.
- Made his Royals organizational debut on 6/30 with Omaha before being recalled on 7/1.
- Each of his 18 appearances from 7/2-8/16 came with KC...13 of those 18 outings were scoreless.
- Optioned to Omaha on 8/17, where he made each of his final 12 appearances (2.77 ERA, 4 ER/13.0 IP).

BARREL OF LAUGHS

Of the 84 batted balls against Mills in 2022, only 4 were barrelled (4.8%). That percentage would have ranked 1st among Red Sox pitchers last season (min. 50 batted balls), ahead of team leaders Tanner Houck (4.9%) and John Schreiber (5.0%).

In addition, Mills' average exit velocity (85.2 MPH) and hard-hit percentage (31.0) in 2022 would have both led Sox pitchers.

4-SEAM SUCCESS

In 2022, Mills threw his 4-seam fastball 40.0% of the time, more than any other pitch. Opponents were 6-for-36 (.167) with only 2 XBH against the pitch (double, triple).

Personal

- Full name is Gregory Wyatt Mills.
- Played 4 seasons at Gonzaga University (2014-17)... Posted a sub-3.00 ERA in his sophomore, junior, and senior seasons, going 2-2 with a 1.79 ERA (8 ER/40.1 IP) and 12 saves in 22 relief appearances as a senior.
- Pitched for Yakima Valley in the West Coast League during the summer of 2015...Entering 2023, one other member of the 2015 Pippins squad had appeared in the majors (RHP Jake Bird with COL in 2022).
- Graduated from Gonzaga Prep High School (WA).
- Selected by TB in the 17th round of the 2016 First-Year Player Draft but did not sign.

Wyatt Mills' Career Record

YEAR	CLUB	W-L	ERA	G-GS	CG-SHO	SV	IP	H	R	ER	HR	HB	BB	SO	SO/9	WHIP	AVG
2017	Everett	0-1	2.57	7-0	0-0	2	7.0	3	2	2	0	0	3	11	14.14	0.86	.120
	Clinton	0-1	1.35	11-0	0-0	4	13.1	5	2	2	0	0	6	18	12.15	0.83	.111
2018	Modesto	6-0	1.91	35-0	0-0	11	42.1	29	12	9	1	2	9	49	10.42	0.90	.193
	Arkansas	0-2	10.13	9-0	0-0	0	10.2	18	13	12	0	4	4	10	8.44	2.06	.367
2019	Arkansas	4-2	4.27	41-0	0-0	8	52.2	43	26	25	2	4	17	66	11.28	1.14	.222
2020							Did Not Pitch										
2021	SEATTLE	0-0	9.95	11-0	0-0	0	12.2	19	14	14	1	1	7	11	7.82	2.05	.352
	Tacoma	4-2	3.14	23-1	0-0	2	28.2	19	12	10	2	1	7	51	16.01	0.91	.179
2022	Tacoma	1-0	1.83	16-0	0-0	0	19.2	12	4	4	1	0	7	17	7.78	0.97	.174
	SEATTLE	0-0	4.15	8-0	0-0	0	8.2	5	4	4	0	2	3	6	6.23	0.92	.179
	Omaha	2-1	2.57	13-0	0-0	1	14.0	7	5	4	2	1	10	23	14.79	1.21	.149
	KANSAS CITY	0-1	4.79	19-0	0-0	0	20.2	21	11	11	1	3	10	20	8.71	1.50	.266
Major League Totals		0-1	6.21	38-0	0-0	0	42.0	45	29	29	2	6	20	37	7.93	1.55	.280
Minor League Totals		17-9	3.25	155-1	0-0	28	188.1	136	76	68	8	12	63	245	11.71	1.06	.199

2016: Selected by the Tampa Bay Rays in the 17th round of the First-Year Player Draft (did not sign); **2017:** Signed by the Seattle Mariners as a 3rd-round selection in the First-Year Player Draft (signed by Jeff Sakamoto); **2022:** Acquired by the Kansas City Royals with minor league RHP William Fleming in exchange for 1B Carlos Santana and cash considerations, 6/27; Acquired by the Boston Red Sox in exchange for minor league RHP Jacob Wallace, 12/16

Career Single-Game Highs

INNINGS: 2.0, 5x, last 9/3/22 at DET; **STRIKEOUTS:** 3, 4x, last 9/3/22 at DET; **HITS:** 4, 2x, last 7/9/22 vs. CLE; **RUNS:** 4, 5/21/21 at SD; **WALKS:** 2, 6x, last 7/26/22 vs. LAA; **HOME RUNS:** 1, 2x, last 7/17/22 at TOR; **SCORELESS INNINGS STREAK:** 6.1, 8/3-13/22; **EJECTIONS (0)**

Major League Firsts

APPEARANCE: 5/2/21 vs. LAA (1.0 IP, entered to start 8th inning); **STRIKEOUT:** 5/3/21 vs. BAL (Pat Valaika, looking); **WIN:** N/A; **SAVE:** N/A

43 ADALBERTO MONDESI

INF

Bats: Switch • **Throws:** Right • **Height:** 6-1 • **Weight:** 200

Opening Day Age: 27 • **MLB Service:** 5 years, 88 days

Born: 7/27/1995 in Los Angeles, CA

Acquired: From the Kansas City Royals with a player to be named later or cash considerations in exchange for LHP Josh Taylor on 1/24/2023

Contract Status: Signed through 2023



The Rundown

Is in his 12th professional season, his 8th in the majors and 1st with the Red Sox.

Signed in 2011 as an international free agent with KC, where he spent his first 11 professional seasons.

Was a member of the 2015 World Series champion Royals...Made his MLB debut during the Fall Classic.

Started for the Royals on Opening Day 4 times, including at 2B in 2017 and at SS in 2019, 2020, and 2022...Opened 2018 and 2021 on the injured list.

In 358 MLB games, has stolen 133 bases in 159 attempts (83.6%)...Stole 20+ bases in 3 straight seasons from 2018-20 (career-high 43 in 2019).

During his MLB career, has made 241 starts at SS, 64 at 2B, 20 at 3B, and 7 at DH.

Holds the Royals franchise record for consecutive errorless games at SS (76)...The streak began on 8/2/20 and is active entering 2023.

Enters 2023 having been successful in each of his last 20 stolen base attempts, the longest such streak of his career and MLB's 2nd-longest active streak behind Paul Goldschmidt (23) (source: Elias).

In his last 72 MLB games (beginning 9/4/20), has slugged .475 with 14 2B, 3 3B, 12 HR, and 36 SB.

Has recorded at least 1 HR and 1 SB in the same MLB game 15 times.

I'VE GOT YOUR SIX

Adalberto enters the 2023 season with MLB's longest active errorless streaks at SS in terms of games played (76) and total chances (280) at the position (source: Elias). His last error at SS came on 8/1/20 vs. CWS.

MOST OUTS ABOVE AVERAGE AT SHORTSTOP, 2019-2022

Rk.	Player	Inn.	OAA
1.	Francisco Lindor	4,112.1	66
2.	Nick Ahmed	3,027.1	46
3.	Javier Baez	3,543.1	43
4.	Andrelton Simmons	2,334.1	37
5.	Brandon Crawford	3,795.1	36
T6.	Dansby Swanson	4,409.0	31
T6.	Nicky Lopez	1,920.2	31
8.	Carlos Correa	3,535.1	25
9.	Nico Hoerner	1,416.0	21
10.	Adalberto Mondesi	1,563.0	20

Source: FanGraphs

FAMILY TIES

Adalberto's father, Raúl (who also wore No. 43), played 13 MLB seasons with LAD (1993-99), TOR (2000-02), NYY (2002-03), ARI (2003), PIT (2004), LAA (2004), and ATL (2005). Raúl was teammates with Alex Cora from 1998-99.

Adalberto's older brother, Raúl Jr. (2010-12), and younger brother, Paul (2016-21), both played Minor League Baseball.

LONGEST PROJECTED HOME RUNS BY ROYALS HITTERS, 2020-2022

Rk.	Player	Game	Ft.
1.	Adalberto Mondesi	6/18/21 vs. BOS	464
2.	Salvador Perez	5/4/21 vs. CLE	460
3.	Salvador Perez	4/17/21 vs. TOR	459
T4.	Adalberto Mondesi	9/7/20 at CLE	458
T4.	Michael A. Taylor	4/3/21 vs. TEX	458

Source: Baseball Savant

MOST STOLEN BASES PER GAME IN THE LIVE BALL ERA (1920-PRES.)

Rk.	Player	SB	SB/G
1.	Vince Coleman (1985-97)	752	0.55
2.	Rickey Henderson (1979-2003)	1,406	0.46
3.	Ron LeFlore (1974-82)	455	0.41
4.	Alan Wiggins (1981-87)	242	0.38
5.	Adalberto Mondesi (2016-22)	133	0.372
6.	Larry Lintz (1973-78)	128	0.366
7.	Otis Nixon (1983-99)	620	0.363
8.	Lou Brock (1961-79)	938	0.359

Min. 100 stolen bases

ON THE WORLD STAGE

Adalberto made his Major League debut in Game 3 of the 2015 World Series at 20 years old against the Mets at Citi Field when he pinch-hit for Danny Duffy in the 5th inning. He became the 1st player in MLB history to make his debut in the World Series.

Following the game, Adalberto shared part of a phone conversation with his father. "He said, 'Be prepared, it's something big'. He didn't have a chance to play in the World Series, and I did. He was laughing about that—it's incredible."

MOST GAMES WITH MULTIPLE STOLEN BASES, 2018-2022

Rk.	Player	Games
1.	Adalberto Mondesi	26
2.	Whit Merrifield	17
T3.	Trea Turner	16
T3.	José Ramírez	16

MOST GAMES WITH A HOME RUN AND STOLEN BASE, 2018-2022

Rk.	Player	Games
1.	Christian Yelich	17
2.	José Ramírez	15
T3.	Ronald Acuña Jr.	14
T3.	Adalberto Mondesi	14
T3.	Shohei Ohtani	14

Additional Career Highlights

- His 15 games with at least 1 HR and 1 SB are the 4th-most in KC history behind Carlos Beltrán (25), Amos Otis (21), and George Brett (16).
- Named Royals Player of the Month for September 2018 and September 2020.
- Was 15-for-16 in stolen base attempts during 2021 despite playing in only 35 games...Became only the 5th player since 1900 with 15+ SB in 35 or fewer games...Joined Chico Walker (1986), Eddie Miller (1979), Eddie Dwight (1937), and Cool Papa Bell (1931).
- Recorded 17 XBH in a 16-game span from 9/22/20-6/20/21...The only other Royals hitter with as many XBH during any 16-game span was George Brett, who had 18 XBH during 16-game stretches in 1983 and 1990.
- Led the majors with 24 stolen bases in 2020, 8 more than Jonathan Villar (16), who ranked 2nd...Also led the majors in infield hits (15).
- In 2020, tied a KC franchise record by reaching base in 11 consecutive PA from 9/24-26: single, single, single, single, triple, double, walk, HR, double, walk...He matched Joe Randa (1999), Steve Braun (1978), and Amos Otis (1970).
- Recorded his 100th career stolen base on 9/7/20 at CLE in his 290th game...The only Royals player to reach 100 stolen bases in fewer games was Willie Wilson (250).
- Homered and stole a base in 3 consecutive games from 9/10-12 at CLE and vs. PIT...The only other player to do so in MLB history was Bobby Abreu in May 2004.
- In 2019, became the 1st AL shortstop ever to record at least 10 3B, 40 SB, and 60 RBI in a season...Tied for the MLB lead in triples (10) in 2019 and ranked 2nd in stolen bases (43).
- Hit an inside-the-park HR on 4/2/19 vs. MIN to break a 3-3 tie in the 8th inning.
- Received the 2018 Joe Burke Special Achievement Award...Voted on by the Kansas City Chapter of the BBWAA, the award is given to an unsung player who contributed above and beyond what was expected, or someone who the writers felt deserved recognition for an outstanding season.
- In 2018, hit 14 HR and stole 32 bases in only 75 games...The only other player in MLB history to record 10+ HR and 30+ steals in a season in 75 games or fewer is Trea Turner (2016, 73 G, 13 HR, 33 SB).
- His 1st career MLB hit came on 7/27/16 vs. LAA, his 21st birthday (bunt single off Matt Shoemaker).
- Hit his 1st career HR on 8/16/16 at DET off Justin Verlander at only 21 years, 20 days old...Became the 5th youngest Royal to hit his 1st MLB homer, trailing Buck Martinez (20y, 233d), George Brett (20y, 358d), Jamie Quirk (20y, 333d), and Clint Hurdle (20y, 50d).

Minor League Highlights

- In 2017, named a MiLB.com Organization All-Star and a Pacific Coast mid-season All-Star with Triple-A Omaha.
- Played for the World team in the 2015 SiriusXM All-Star Futures Game at Great American Ball Park in Cincinnati...Also was named a Texas League mid-season All-Star that season with Double-A Northwest Arkansas.
- Named a 2014 Rising Star while playing for Peoria in the Arizona Fall League.
- Selected as the Single-A Lexington Player of the Year in 2013 and was named a South Atlantic League All-Star.
- Played 3 seasons for Licey in the Dominican Winter League (2015-17).
- Ranked by *Baseball America* as a top 100 prospect in 2014 (No. 47), 2015 (No. 28), and 2016 (No. 29).
- Rated as the Royals' top prospect by *Baseball America* in 2015 and '16, as well as the organization's No. 3 prospect in 2014 and No. 5 prospect in 2013...The publication also rated him as the best defensive infielder in the Royals system in 2014.

2022 Highlights

- Started each of the Royals' first 15 games but missed the remainder of the year with a left knee ACL tear.
- Made his 4th career Opening Day start on 4/7 at CLE, starting at SS and batting 7th.
- Did not commit an error in any of his 15 games played, extending his Royals record errorless streak at shortstop to 76 games, beginning 8/2/20.
- Recorded his 1st career walk-off RBI on 4/9 vs. CLE, hitting a game-winning single in the 10th inning.
- Stole 5 bases despite playing in only 15 games...Stole 2 bases on 4/14 vs. DET and 4/24 at SEA.
- Left the game on 4/26 at CWS after reaching base on a single in the 6th inning...Placed on the 10-day IL on 4/27 and transferred to the 60-day IL on 5/20.

Adalberto Mondesi, Continued

Personal

- Full name is Raul Adalberto Mondesi.
- Has one daughter, Keily.
- Father, Raúl, was the NL Rookie of the Year in 1994, a 2-time Gold Glove Award winner in the OF (1995, '97) and 1-time NL All-Star (1995)...Also finished 15th in NL Most Valuable Player voting in 1995 with LAD.
- Father, Raúl, was also the mayor of San Cristobal in the Dominican Republic for a 6-year term from 2010-16.
- Older brother, Raúl Jr., was an outfielder in the MIL (2010-12) and TB (2012-14) organizations.
- Younger brother, Paul, was a catcher and 1st baseman in the KC organization (2016-21)...Played independent ball for Empire State and York in 2022.

HIGHEST CAREER STOLEN BASE %, MLB HISTORY (MIN. 150 ATTEMPTS)

Rk.	Player	SB%	SB/SBA
1.	Chase Utley	87.50	154/176
2.	Carlos Beltrán	86.43	312/361
3.	Jayson Werth	85.16	132/155
4.	Eric Byrnes	84.87	129/152
5.	Nate McLouth	84.713	133/157
6.	Pokey Reese	84.706	144/170
7.	Tim Lincecum	84.70	808/954
8.	Mike Trout	84.65	204/241
9.	Trea Turner	84.56	230/272
10.	Jarrod Dyson	84.44	266/315
11.	Eric Davis	84.10	349/415
12.	Adalberto Mondesi	83.65	133/159

Adalberto Mondesi's Career Record

YEAR	CLUB	AVG	G	AB	R	H	2B	3B	HR	RBI	SH	SF	HB	BB	SO	SB	CS	OBP	SLG	OPS
2012	Idaho Falls	.290	50	207	35	60	7	2	3	30	1	4	1	19	65	11	2	.346	.386	.732
2013	Lexington	.261	125	482	61	126	13	7	7	47	15	3	2	34	118	24	10	.311	.361	.672
2014	Wilmington	.211	110	435	54	92	14	12	8	33	8	2	3	24	122	17	4	.256	.354	.610
2015	NW Arkansas	.243	81	304	36	74	11	5	6	33	12	5	0	17	88	19	6	.279	.372	.651
2016	NW Arkansas	.259	29	116	20	30	5	1	5	17	1	1	0	13	30	17	1	.331	.448	.779
	Wilmington	.243	9	37	5	9	2	1	1	4	0	0	0	2	11	2	0	.282	.432	.714
	Omaha	.304	14	56	9	17	2	4	1	9	3	0	0	2	19	5	0	.328	.536	.864
	KANSAS CITY	.185	47	135	16	25	1	3	2	13	6	0	2	6	48	9	1	.231	.281	.512
2017	KANSAS CITY	.170	25	53	4	9	1	0	1	3	4	0	0	3	22	5	2	.214	.245	.459
	Omaha	.305	85	321	52	98	20	8	13	52	10	6	2	18	86	21	3	.340	.539	.879
2018	Omaha	.250	29	120	19	30	8	3	5	21	4	1	0	8	30	10	0	.295	.492	.787
	KANSAS CITY	.276	75	275	47	76	13	3	14	37	3	1	1	11	77	32	7	.306	.498	.804
2019	KANSAS CITY	.263	102	415	58	109	20	10	9	62	3	6	0	19	132	43	7	.291	.424	.715
	NW Arkansas	.222	2	9	0	2	1	0	0	0	0	0	0	0	4	1	0	.222	.333	.555
	Omaha	.242	9	33	5	8	1	1	1	3	0	0	0	4	13	2	1	.324	.424	.748
2020	KANSAS CITY	.256	59	219	33	56	11	3	6	22	2	0	1	11	70	24	8	.294	.416	.710
2021	NW Arkansas	.214	5	14	1	3	0	0	1	3	0	0	0	1	4	0	0	.267	.429	.696
	Omaha	.204	14	49	8	10	1	0	2	2	0	0	0	2	13	5	1	.235	.347	.582
	KANSAS CITY	.230	35	126	19	29	8	1	6	17	3	0	1	6	43	15	1	.271	.452	.723
2022	KANSAS CITY	.140	15	50	3	7	0	0	0	3	0	0	0	4	20	5	0	.204	.140	.344
Major League Totals		.244	358	1273	180	311	54	20	38	157	21	7	5	60	412	133	26	.280	.408	.688
Minor League Totals		.256	562	2183	305	559	85	44	53	254	54	22	8	144	603	134	28	.302	.408	.710

2011: Signed by the Kansas City Royals as an international free agent, 7/27 (signed by Edis Perez); **2018:** On disabled list with a right shoulder impingement, 3/26-6/16; **2019:** On injured list with a groin strain, 6/19-7/1; On injured list with left shoulder subluxation, 7/17-8/31; **2021:** On injured list, 3/31-5/24; On injured list with a left hamstring strain, 6/4-14; On injured list with a strained left oblique, 6/21-8/31; **2022:** On injured list, 4/27 through end of season; **2023:** Acquired by the Boston Red Sox with a player to be named later (INF Ángel Pierre) in exchange for LHP Josh Taylor, 1/24

World Series Record

YEAR	CLUB	AVG	G	AB	R	H	2B	3B	HR	RBI	SH	SF	HB	BB	SO	SB	CS	OBP	SLG	OPS
2015	KC vs. NYM	.000	1	1	0	0	0	0	0	0	0	0	0	0	1	0	0	.000	.000	.000

Career Fielding Record

POS	PCT.	G	GS	PO	A	E	TC	DP
2B	.989	68	64	118	156	3	277	43
3B	.964	20	20	14	40	2	56	6
SS	.981	262	241	370	680	20	1070	155

Career Single-Game Highs

HITS: 4, 4x, last 9/24/20 vs. DET; **DOUBLES:** 2, 4x, last 10/1/21 vs. MIN; **HOME RUNS:** 1, 38x, last 9/12/21 at MIN; **RBI:** 4, 3x, last 4/24/19 at TB; **RUNS SCORED:** 3, 5x, last 9/23/20 vs. STL; **WALKS:** 3, 3x, last 9/11/20 vs. PIT; **STRIKEOUTS:** 4, 2x, last 4/24/22 at SEA; **STOLEN BASES:** 3, 2x, last 9/11/19 vs. BAL; **HITTING STREAK:** 9, 2x, last 9/21/20-5/26/21; **EJECTIONS (0)**

Home Run Notes

MULTI-HOME RUN GAMES (0); LEADOFF (0); GRAND SLAMS (0); PINCH-HIT (0); EXTRA-INNING (0); GAME-ENDING (0); INSIDE-THE-PARK (1): 4/2/19 vs. MIN off Taylor Rogers (solo, 8th inning)

Major League Firsts

GAME: 10/30/15 at NYM (World Series Game 5; entered as a PH in the 5th inning); **HIT:** 7/27/16 vs. LAA off Matt Shoemaker (single, 7th inning); **HOME RUN:** 8/16/16 at DET off Justin Verlander (solo, 3rd inning); **GAME-ENDING RBI:** 4/29/22 vs. CLE off Emmanuel Clase (single, 10th inning)

95 ODDANIER MOSQUEDA

LHP

Bats: Left • **Throws:** Left • **Height:** 5-10 • **Weight:** 187

Opening Day Age: 23 • **MLB Service:** None

Born: 5/6/1999 in Caracas, Distrito Capital, VZ

Acquired: Signed as an international free agent on 7/2/2015

Contract Status: Signed through 2023



Non-Roster Invitee

Career Highlights

- Is in his 8th professional season, all with the Red Sox.
- Attended his first ML Spring Training camp in 2023.
- Has averaged more than 11.00 SO/9.0 IP in 5 of his 6 seasons (11.17 career SO/9.0 IP).
- Excluding 2017, he is 14-9 with a 3.40 ERA (87 ER/230.1 IP)...All 10 of his career starts came in 2017.
- In 2018, ranked 3rd among New York-Penn League relievers with a .171 opponent AVG and 11.37 SO/9.0 IP.
- Pitched for Venezuela in the WBSC Americas Olympic Baseball Qualifier in 2021.
- Pitched for Anzoategui of the Venezuelan Winter League following the 2018, '20, and '21 seasons.

2022 Highlights

- Spent the entire season with Double-A Portland, his debut at that level.
- Set career highs in appearances (45), innings (58.2), and strikeouts (76).
- Ranked 2nd on the Sea Dogs in pitching appearances.
- In 23 home games, went 5-0 with a 2.01 ERA, 0.77 WHIP, and .159 opponent AVG (31.1 IP, 7 ER, 17 H, 7 BB, 36 SO)... In 22 road games, was 0-3 with a 6.91 ERA, 1.54 WHIP, and .264 opponent AVG (27.1 IP, 21 ER, 29 H, 13 BB, 40 SO).

SEPTEMBER TO REMEMBER

In September 2022, Oddanier allowed 0 runs in 7.2 IP over 6 appearances with Double-A Portland. He retired 22 of 25 batters faced during the month (1 hit, 2 errors), striking out 13 and walking none for a 0.13 WHIP and .040 opponent AVG (1-for-25).

- Held LHH to a .184 AVG/.582 OPS (14-for-76, 3 HR) and RHH to a .227 AVG/.741 OPS (32-for-141, 6 HR).
- Did not allow a hit over 2.0 scoreless innings 4 times.
- Was 3-1 with a 2.35 ERA (8 ER/30.2 IP) in 23 appearances through 7/3...Posted a 3.38 ERA in April, a 3.27 ERA in May, and a 0.93 ERA in June.
- In 16 outings from 7/7-8/30, posted an 8.85 ERA and .307 opponent AVG (20.1 IP, 20 ER, 27 H).
- In 6 September outings, allowed 0 runs in 7.2 IP and held opponents to a .040 AVG (1-for-25)...That stretch began on 9/4 at New Hampshire, when he threw 2.0 scoreless innings and struck out his final 5 batters.

Personal

- Full name is Oddanier Eduardo Mosqueda.

Oddanier Mosqueda's Career Record

YEAR	CLUB	W-L	ERA	G-GS	CG-SHO	SV	IP	H	R	ER	HR	HB	BB	SO	SO/9	WHIP	AVG
2016	DSL Red Sox	2-2	2.36	16-0	0-0	1	42.0	26	15	11	0	3	19	54	11.57	1.07	.183
2017	GCL Red Sox	0-5	7.38	11-10	0-0	0	39.0	48	34	32	3	3	22	31	7.15	1.79	.310
2018	Lowell	3-1	2.84	17-0	0-0	1	31.2	19	13	10	0	1	21	40	11.37	1.26	.171
2019	Greenville	2-2	3.29	27-0	0-0	2	52.0	44	23	19	4	5	21	69	11.94	1.25	.228
2020							Did Not Play										
2021	Greenville	2-1	3.61	32-0	0-0	3	47.1	30	21	19	2	5	25	66	12.55	1.16	.182
2022	Portland	5-3	4.30	45-0	0-0	2	58.2	46	29	28	9	4	20	76	11.66	1.13	.212
Minor League Totals		14-14	3.96	148-10	0-0	9	270.2	213	135	119	18	21	128	336	11.17	1.26	.217

2015: Signed by the Boston Red Sox as an international free agent, 7/2 (signed by Rolando Pino and Manuel Padron)

Oddanier Mosqueda

72 CHRIS MURPHY

LHP



Bats: Left • **Throws:** Left • **Height:** 6-1 • **Weight:** 186

Opening Day Age: 24 • **MLB Service:** None

Born: 6/5/1998 in Mission Hills, CA

Acquired: Selected in the 6th round of the 2019 June Draft

Contract Status: Signed through 2023

The Rundown

Is in his 5th professional season, his 2nd in ML Spring Training camp and 1st as a member of the 40-man roster (added on 11/15/22).

Begins 2023 ranked by *Baseball America* as the Red Sox' No. 13 prospect and No. 4 pitching prospect...Also ranked by MLB.com as the Red Sox' No. 15 prospect.

Was also ranked by *BA* as one of the Sox' top prospects entering 2020 (No. 14), 2021 (No. 15), and 2022 (No. 12)...Ranked by MLB.com as one of the Sox' top prospects in 2020 (No. 20), 2021 (No. 18), and 2022 (No. 11).

58 of his 61 career appearances have been starts.

Has recorded 10+ strikeouts in a game 4 times, all with Double-A Portland...Struck out a career-high 11 batters in 3 of those outings.

Has held opposing LHH to a .188 AVG (55-for-293), including a .211 AVG/.645 OPS between the Double-A and Triple-A levels.

BASEBALL AMERICA TOP RED SOX PITCHING PROSPECTS

Overall	Pitcher	Throws
8.	Bryan Mata	RHP
10.	Brandon Walter	LHP
12.	Wikelman Gonzalez	RHP
13.	Chris Murphy	LHP
17.	Luis Perales	RHP
26.	Elmer Rodriguez-Cruz	RHP
28.	Zack Kelly	RHP
29.	Dalton Rogers	LHP

I PLAY FOR JESSICA

The following is an excerpt from a MassLive.com story in Nov. 2020:

Red Sox pitching prospect Chris Murphy always told MLB scouts he plays for Jessica Tovar when they interviewed him before the 2019 Draft. Tovar, who Murphy refers to as his sister, died of rhabdomyosarcoma, a rare form of cancer, at age 26 on July 14, 2012.

"And my story is her. Because I promised her tickets to my first major league game. And that is something I still hold close to my heart; something I still want to do."

He has the message — I play for Jessica — tattooed on his chest. He also has those four words written inside each of his hats.

Tovar was a family friend who lived in his neighborhood in Granada Hills, Calif. She baby-sat Murphy and his sister, Ashley. But she was so much more than their sitter.

"She was super close to my family. She was around every single day until she passed away," Murphy said. "So I would consider her a sister."

Murphy left Tovar a ticket to his first professional home game with Lowell at LeLacheur Park on July 14, 2019, which marked the seven-year anniversary of Tovar's passing.

"It is my drive," Murphy said. "I don't pitch for myself out there. I don't pitch to do well for myself. I could care less what happens at the end of the day as long as I give it what I have — and I know that's all she would want."

Additional Career Highlights

🔴 In 2021, was twice named to MLB Pipeline's Prospect Team of the Week: 8/16-22 and 9/6-12.

🔴 Threw a career-high 7.0 scoreless innings and allowed 1 hit on 8/17/21 vs. Binghamton (1 BB, 7 SO), earning Double-A Northeast Pitcher of the Week honors for 8/16-22.

🔴 Recorded a career-high-tying 11 SO over 6.0 scoreless innings on 9/10/21 vs. Binghamton.

🔴 Named Red Sox Minor League Pitcher of the Month for June 2021...Had a 1.66 ERA (4 ER/21.2 IP) in 4 starts.

🔴 Among the 117 New York-Penn League pitchers who threw 30.0+ innings in 2019, ranked 2nd in ERA (1.08) and 10th in WHIP (0.90)...Allowed only 1 HR and held opponents to a .197 AVG (23-for-117).

🔴 Allowed 0 ER in 8 of his 10 starts with Lowell in 2019, including 5 straight from 8/2-24 (19.1 IP).

2022 Highlights

🔴 Split the season between Triple-A Worcester (15 GS) and Double-A Portland (15 G, 13 GS), going 7-11 with a 4.03 ERA (68 ER/152.0 IP).

🔴 Led Red Sox minor leaguers in starts (28) and innings pitched (152.0)...Ranked 2nd in strikeouts (149).

🔴 Recorded 10+ SO twice, both with Portland: 11 on 6/8 vs. Hartford (6.0 IP) and 10 on 5/7 vs. Reading (6.0 IP).

🔴 Threw 5.0+ innings in 22 of his 30 outings, including at least 6.0 in 12 of them and a career-high-tying 7.0 in 3.

🔴 Named Double-A Eastern League Pitcher of the Week for 6/20-26 after tossing 6.0 scoreless innings on 6/25 at Richmond (1 H, 3 BB, 8 SO).

🔴 Promoted to Worcester on 6/28 and spent the rest of the season with the WooSox.

🔴 Earned the win in his Triple-A debut on 6/30 at Rochester (6.0 IP, 5 H, 4 R, 3 ER, 2 BB, 4 SO).

🔴 Was 3-2 with a 4.00 ERA (20 ER/45.0 IP) through his first 9 Triple-A outings (all starts), before going 0-4 with a 7.71 ERA in his final 6 (26 ER/30.1 IP).

ON THE HILL

Appearing on the *Fenway Rundown* podcast in November 2022, Murphy mentioned the following about sharing his name with the United States Senator from Connecticut, who also happens to be a Red Sox fan:

"I've never had direct contact with him, but when I got drafted I believe MLB Pipeline or the draft thing tagged his Twitter page and it was pretty funny. I knew it was coming. It had been something I had seen on Twitter for years." ... "There was a gag gift my mom bought me in 2020, she bought me a 'Murphy 2020' shirt ... I haven't talked to him and we haven't crossed paths on Twitter, really. That's really something I should do."

Personal

🔴 Full name is Christopher Michael Murphy...Nicknamed "Murph."

🔴 Graduated from Granada Hills (CA) High School, where he threw 2 no-hitters.

🔴 Pitched at the University of San Diego from 2017-19, going 13-12 with a 3.98 ERA and 267 SO in 214.2 IP over 43 appearances (37 starts).

🔴 In 2017 as a freshman, tabbed a Collegiate Baseball Freshman All-American and named to the West Coast Conference All-Freshman team.

🔴 Pitched for Brewster of the Cape Cod Baseball League in the summer of 2018 and for Walla Walla in the West Coast League in the summer of 2016...Was teammates with Jarren Duran while pitching for Walla Walla.

🔴 His sister, Ashley, was a softball pitcher at the University of Hawaii...His mother, Jennifer, was a talented softball player who received an invitation to try out for the Silver Bullets, a women's professional baseball team; she instead decided to focus on trade school to become an electrician.

Chris Murphy's Career Record

YEAR	CLUB	W-L	ERA	G-GS	CG-SHO	SV	IP	H	R	ER	HR	HB	BB	SO	SO/9	WHIP	AVG
2019	Lowell	0-1	1.08	10-10	0-0	0	33.1	23	6	4	1	3	7	34	9.18	0.90	.197
2020							Did Not Play										
2021	Greenville	5-3	4.21	14-14	0-0	0	68.1	62	36	32	17	4	23	81	10.67	1.24	.240
	Portland	3-2	5.45	7-6	0-0	0	33.0	30	21	20	4	1	13	47	12.82	1.30	.242
2022	Portland	4-5	2.58	15-13	0-0	0	76.2	46	28	22	6	2	31	91	10.68	1.00	.170
	Worcester	3-6	5.50	15-15	0-0	0	75.1	77	55	46	8	7	41	58	6.93	1.57	.226
Minor League Totals		15-17	3.89	61-58	0-0	0	286.2	238	146	124	36	17	115	311	9.76	1.23	.225

2019: Signed by the Boston Red Sox as a 6th-round selection in the June Draft (signed by JJ Altobelli)

61 KALEB ORT

RHP

Bats: Right • **Throws:** Right • **Height:** 6-4 • **Weight:** 248

Opening Day Age: 31 • **MLB Service:** 72 days

Born: 2/5/1992 in Grand Rapids, MI

Acquired: Selected from the New York Yankees
in the Triple-A phase of the 2020 Rule 5 Draft

Contract Status: Signed through 2023



Career Highlights

Is in his 8th professional season, his 3rd in the Red Sox organization.

This is his first ML Spring Training camp on a 40-man roster...Attended Red Sox camp as a non-roster invitee in 2021 and 2022.

Made his MLB debut in 2021 (1 appearance), then pitched in 25 games for the Red Sox in 2022.

Made his professional debut in 2016 with Joliet in the independent Frontier League...Signed by ARI as a non-drafted free agent on 9/23/16 but did not pitch in the Diamondbacks system before being released on 3/21/17.

Signed by NYY as a minor league free agent on 5/16/17 and spent 2017-20 in the NYY organization before being selected by BOS in the Triple-A phase of the 2020 Rule 5 Draft.

In 105 career Triple-A appearances, has posted a 3.24 ERA with 12.52 SO/9.0 IP (119.1 IP, 43 ER, 166 SO) while converting 37 of 41 save opportunities (90.2%).

Has averaged at least 10.0 SO/9.0 IP with every minor league team he has played for.

In his minor league career, has held LHH to a .220 AVG/.667 OPS and RHH to a .199 AVG/.557 OPS.

Has allowed only 8 HR in 217.2 IP in the minors (0.33 HR/9.0 IP).

Led BOS minor leaguers during 2021 in appearances (42) and saves (19), both career highs...Led Triple-A East in saves (T-4th in MiLB).

2022 Highlights

Pitched in 25 games over 3 stints with BOS, after making his ML debut with only 1 appearance in 2021.

Pitched primarily for Triple-A Worcester, posting a 2.88 ERA (13 ER/40.2 IP) in 39 outings...Led the WooSox and ranked T-3rd in the International League in saves (16-for-18).

For BOS, was 1-2 with a 6.35 ERA (20 ER/28.1 IP) and 1 save...Allowed 8 ER on 7/22 vs. TOR but posted a 3.90 ERA in his other 24 outings (12 ER/27.2 IP).

15 of his 25 ML outings were scoreless (60.0%).

Averaged 96.3 MPH on his 4-seam fastball and recorded the Sox' 3 fastest pitches of the season (see table).

Threw more than 1.0 inning 6 times for BOS, 2.0+ innings 3 times, and a career-high 3.0 innings once.

FASTEST PITCHES THROWN BY RED SOX IN 2022

Rk.	Pitcher	Game	MPH
1.	Kaleb Ort	9/14 vs. NYY	100.7
2.	Kaleb Ort	9/23 at NYY	100.6
3.	Kaleb Ort	9/14 vs. NYY	100.2
4.	Nathan Eovaldi	4/8 at NYY	100.0
5.	Kaleb Ort	10/2 at TOR	99.9

Source: Baseball Savant

2022 Timeline

Began the season with Worcester and converted each of his first 3 save opportunities.

Named Red Sox Minor League Relief Pitcher of the Month for May...Allowed just 1 unearned run across 9 outings (10.0 IP, 6 H, 4 BB, 15 SO)...Did not allow a run in 3 consecutive outings from 5/9-29 (8.0 IP).

Following a blown save on 6/4 vs. SYR, converted each of his next 10 saves, including 2.0 IP on 6/12 at BUF.

Selected to the ML roster on 7/9 for his 1st stint and appeared in 10 games...Did not allow a run in his first 3 appearances for the Red Sox: 7/10 vs. NYY (1.2 IP), 7/11 at TB (0.2 IP), and 7/12 at TB (0.1 IP).

Tossed a career-high 3.0 innings on 8/3 at HOU.

Recalled by BOS on 8/9 for his 2nd stint and appeared in 2 games.

Recalled a 3rd time on 8/13 and remained with BOS through the rest of the season.

Did not allow an ER in a season-best 9.1 consecutive innings from 8/29-9/23 (9 G, 6 H, 7 BB, 11 SO).

Earned his 1st career ML win on 9/4 vs. TEX after tossing 1.2 scoreless innings (H, BB).

Tossed a scoreless 9th inning on 9/29 vs. BAL to earn his 1st career ML save (H, SO).

Placed on the Restricted List on 9/30 and reinstated on 10/1.

Personal

Full name is Kaleb James Ort.

Is an avid fisherman.

Attended Lowell (MI) High School.

Graduated in 2014 from Aquinas College (Grand Rapids, MI)...Pitched for the Saints from 2011-14, but tore the UCL in his right arm as a senior...Elected to rehab in 2015 rather than have surgery.

Kaleb Ort's Career Pitching Record

YEAR	CLUB	W-L	ERA	G-GS	CG-SHO	SV	IP	H	R	ER	HR	HB	BB	SO	SO/9	WHIP	AVG
2016	Joliet (Ind.)	3-4	6.05	20-12	0-0	1	61.0	62	42	41	8	4	42	61	9.00	1.70	-
2017	Pulaski	2-0	0.63	12-0	0-0	8	14.1	5	1	1	0	1	4	23	14.44	0.63	.111
	Staten Island	1-0	2.31	8-0	0-0	2	11.2	7	4	3	0	1	5	16	12.34	1.03	.171
2018	GCL Tampa	1-1	6.04	13-0	0-0	0	22.1	22	18	15	1	0	20	27	10.88	1.88	.250
	Trenton	1-1	2.18	22-0	0-0	3	33.0	23	10	8	0	0	22	42	11.45	1.36	.193
2019	Staten Island	1-0	0.00	2-0	0-0	0	3.0	0	0	0	0	0	1	7	21.00	0.33	.000
	Trenton	1-0	2.57	9-0	0-0	2	14.0	11	4	4	0	0	3	20	12.86	1.00	.220
	Scranton/WB	4-0	4.05	24-0	0-0	2	33.1	29	17	15	2	2	24	51	13.77	1.59	.236
2020	Did Not Play																
2021	Worcester	1-3	2.98	42-0	0-0	19	45.1	40	19	15	4	5	20	62	12.31	1.32	.233
	BOSTON	0-0	0.00	1-0	0-0	0	0.1	1	0	0	0	0	1	0	0.00	6.00	.500
2022	Worcester	2-2	2.88	39-0	0-0	16	40.2	28	16	13	1	2	18	53	11.73	1.13	.193
	BOSTON	1-2	6.35	25-0	0-0	1	28.1	35	23	20	4	2	15	27	8.58	1.76	.302
Major League Totals		1-2	6.28	26-0	0-0	1	28.2	36	23	20	4	2	16	27	8.48	1.81	.305
Minor League Totals		14-7	3.06	171-0	0-0	52	217.2	165	89	74	8	11	117	301	12.45	1.30	.208
Independent Lg. Totals		3-4	6.05	20-12	0-0	1	61.0	62	42	41	8	4	42	61	9.00	1.70	-

2016: Signed by the Arizona Diamondbacks as a non-drafted free agent, 9/23; **2017:** Signed by the New York Yankees as a minor league free agent, 5/16; **2020:** Selected by the Boston Red Sox in the Triple-A phase of the Rule 5 Draft, 12/10

Career Single-Game Highs

INNINGS: 3.0, 8/3/22 at HOU; **STRIKEOUTS:** 2, 9x, last 9/23/22 at NYY; **HITS:** 7, 9/22/22 vs. TOR; **RUNS:** 8, 9/22/22 vs. TOR; **WALKS:** 2, 3x, last 9/18/22 vs. KC; **HOME RUNS:** 2, 9/26/22 vs. BAL; **WINNING STREAK:** N/A; **SCORELESS INNINGS STREAK:** 8.1, 8/29-9/18/22; **EJECTIONS** (0)

Major League Firsts

APPEARANCE: 9/13/21 at SEA (0.1 IP, entered to start 8th inning); **STRIKEOUT:** 7/12/22 at TB (Yu Chang, looking); **WIN:** 9/4/22 vs. TEX (1.2 IP); **SAVE:** 9/29/22 vs. BAL (1.0 IP)

19 DANIEL PALKA

1B/OF

Bats: Left • **Throws:** Left • **Height:** 6-2 • **Weight:** 240

Opening Day Age: 31 • **MLB Service:** 1 year, 46 days

Born: 10/28/1991 in Greenville, SC

Acquired: Signed as a minor league free agent on 2/23/2023

Contract Status: Signed through 2023



Non-Roster Invitee

Career Highlights

- Is in his 11th professional season, his 1st in the Red Sox organization.
- Originally signed by ARI as a 3rd-round selection in the 2013 First-Year Player Draft.
- Has played in 154 MLB games, all with the White Sox from 2018-19 (29 HR, 71 RBI)...Has also played in the Korea Baseball Organization, appearing in 51 games for Samsung in 2020.
- Made his lone Opening Day roster in 2019.
- Has made 61 starts in RF, 22 in LF, and 41 at DH...Has also played 1 game at 1B (6.0 innings)...In the minors, has played primarily 1B (183 starts) and RF (148 starts).
- Has averaged 30.5 HR per 162 games in the majors (29 HR, 154 G) and 33.3 HR per 162 games in the minors (180 HR, 876 G).

Minor League Career Highlights

- Has hit 20+ HR in a minor league season 5 times: 22 in 2014, 29 in 2015, 34 in 2016, 27 in 2019, and 26 in 2022.
- Is a 4-time MiLB.com Organization All-Star (2015-16, '19, '21)...Named a mid-season All-Star in 2014 (Midwest League), 2015 (California League), and 2016 (Southern League), as well as a post-season All-Star in 2013 (Pioneer League) and 2016 (Southern League).
- Is a 5-time Player of the Week in the Pioneer League (7/22-28/13), Midwest League (7/21-27/14), Southern League (6/12-18/16), and International League (5/12-18/19 and 6/12-18/22).
- Named Southern League Player of the Month for June 2016.
- Named to the 2015 Arizona Fall League All-Prospect Team with Salt River.
- Ranked as one of his organization's top 30 prospects by *Baseball America* entering 2014 (No. 17), 2015 (No. 30), and 2017 (No. 9).
- Played for Escogido in the Dominican Winter League (2016), Magallanes in the Venezuelan Winter League (2017), and Santurce in the Puerto Rican Winter League (2021).

2022 Highlights

- In his Mets organization debut, spent the entire season with Triple-A Syracuse and led the team in HR (26), RBI (79), games (109), runs (68), walks (48), and total bases (200).
- Among Mets minor leaguers, ranked among the top 5 in HR (T-2nd, 26), RBI (2nd, 79), SLG (4th, .506), OPS (4th, .850), and XBH (T-5th, 44).

ROOKIE SENSATION

Daniel made his MLB debut in 2018, when he hit 27 HR in only 124 games.

- Tied for the MLB rookie HR lead (also Miguel Andújar).
- Led the majors with 4 pinch-hit HR and tied for the MLB lead with 11 pinch-hit RBI.
- Tied for the MLB lead with 6 HR in the 9th inning.
- Had 3 multi-HR games: 7/3 at CIN, 7/26 at LAA, and 9/16 at BAL.
- On 4/28/18 at KC, recorded his 1st career hit (single) and 1st career HR as part of a 4-hit game.
- Belted a walk-off HR to lead off the 9th inning in a 1-0 win vs. CLE on 8/10...Also hit a walk-off single off Carlos Carrasco on 9/25 vs. CLE.

- Made 43 starts at 1B, 37 at DH, 19 in RF, and 8 in LF.
- Had an OPS above .800 against both LHP (.825, 8 HR) and RHP (.860, 18 HR).
- Named International League Player of the Week for 6/12-18 (6 G, .423 AVG, 11-for-26, 3 HR, 4 2B, 3 BB).
- Homered in 3 consecutive games from 4/20-22 and 8/21-24.
- Reached base in 20 consecutive games from 5/29-6/19...Hit safely in 19 of those games, including in 12 straight from 6/8-19.

Personal

- Full name is Daniel Bennett Palka.
- Graduated in 2010 from Greer High School (SC).
- Attended Georgia Tech, where he was a first-team All-American in 2013 as a junior...Participated in the Home Run Derby at the 2012 College World Series.
- Played in the Cape Cod League in 2012...Was named MVP of the league's All-Star Game.

In the Community

- Visited the Mitzi Freidheim Englewood Child & Family Center, reading books and delivering blankets to children before SoxFest in January 2019.
- In 2018, visited with patients and their families at Rush University Medical Center.

Daniel Palka's Career Record

YEAR	CLUB	AVG	G	AB	R	H	2B	3B	HR	RBI	SH	SF	HB	BB	SO	SB	CS	OBP	SLG	OPS
2013	Missoula	.302	56	205	36	62	20	0	7	38	0	5	2	29	45	2	2	.386	.502	.888
	Hillsboro	.340	12	47	10	16	1	2	2	10	0	1	0	7	16	1	0	.418	.574	.992
2014	South Bend	.248	118	455	63	113	23	5	22	82	0	6	4	56	129	9	3	.332	.466	.798
2015	Visalia	.280	129	511	95	143	36	3	29	90	0	5	4	56	164	24	7	.352	.532	.884
2016	Chattanooga	.270	79	300	41	81	12	4	21	65	0	6	1	38	100	7	4	.348	.547	.895
	Rochester	.232	54	203	31	47	12	0	13	25	0	1	1	18	86	2	1	.296	.483	.779
2017	GCL Twins	.278	6	18	4	5	0	0	1	2	0	0	0	2	1	1	0	.350	.444	.794
	Rochester	.274	84	332	47	91	13	3	11	42	0	2	1	27	80	1	2	.329	.431	.760
2018	Charlotte	.286	17	63	11	18	3	0	3	7	0	0	0	10	21	1	2	.384	.476	.860
	CHICAGO-AL	.240	124	417	56	100	15	3	27	67	0	0	2	30	153	2	1	.294	.484	.778
2019	Charlotte	.263	106	395	83	104	23	0	27	72	0	4	0	72	109	2	0	.374	.527	.901
	CHICAGO-AL	.107	30	84	4	9	0	0	2	4	0	0	1	8	35	0	1	.194	.179	.373
2020	Samsung (KBO)	.209	51	196	17	41	7	0	8	23	0	3	0	18	58	2	0	.272	.367	.639
2021	Rochester	.256	106	356	61	91	19	2	18	58	0	2	1	61	90	5	0	.364	.472	.836
2022	Syracuse	.263	109	395	68	104	18	0	26	79	0	1	1	48	105	0	2	.344	.506	.850
Major League Totals		.218	154	501	60	109	15	3	29	71	0	0	3	38	188	2	2	.277	.433	.710
Minor League Totals		.267	876	3280	550	875	180	19	180	570	0	33	15	424	946	55	23	.350	.498	.848
KBO Totals		.209	51	196	17	41	7	0	8	23	0	3	0	18	58	2	0	.272	.367	.639

2010: Selected by the Philadelphia Phillies in the 19th round of the First-Year Player Draft (did not sign); **2013:** Signed by the Arizona Diamondbacks as a 3rd-round selection in the June Draft (signed by T.R. Lewis); **2015:** Acquired by the Minnesota Twins in exchange for C Chirs Herrmann, 11/10; **2017:** Claimed off waivers by the Chicago White Sox, 11/4; **2020:** Signed by the Samsung Lions of the KBO; **2021:** Signed by the Washington Nationals as a minor league free agent, 4/16; Signed by the New York Mets as a minor league free agent, 12/13; **2023:** Signed by the Boston Red Sox as a minor league free agent, 2/23

Career Fielding Record

POS	PCT.	G	GS	PO	A	E	TC	DP
OF	1.000	91	83	118	5	0	123	1
1B	1.000	1	0	4	0	0	4	0

Career Single-Game Highs

HITS: 4, 4/28/18 at KC-G1; **DOUBLES:** 2, 2x, last 8/24/18 at DET; **HOME RUNS:** 2, 4x, last 9/26/19 vs. CLE; **RBI:** 3, 3x, last 8/2/18 vs. KC; **RUNS SCORED:** 3, 2x, last 7/15/18 vs. KC; **WALKS:** 2, 3x, last 4/15/19 vs. KC; **STRIKEOUTS:** 4, 8/5/18 at TB; **STOLEN BASES:** 1, 2x, last 5/27/18 at DET; **HITTING STREAK:** 6, 8/13-20/18; **EJECTIONS** (0)

Home Run Notes

MULTI-HOME RUN GAMES (4): **2-HOME RUN GAMES (4):** 7/3/18 at CIN; 7/26/18 at LAA; 9/16/18 at BAL; 9/6/19 vs. CLE; **LEADOFF (0); GRAND SLAMS (0); PINCH-HIT (4):** 6/3/18 vs. MIL off Matt Albers; 7/29/18 vs. TOR off Ryan Tepera; 8/2/18 vs. KC off Jason Hammel; 9/21/18 vs. CHC off Dillon Maples; **EXTRA-INNING (0); GAME-ENDING (1):** 8/10/18 vs. CLE off Neil Ramirez; **INSIDE-THE-PARK (0)**

Major League Firsts

GAME: 4/25/18 vs. SEA (started at designated hitter); **HIT:** 4/28/18 at KC-G1 off Trevor Oaks (single, 2nd inning); **HOME RUN:** 4/28/18 at KC-G1 off Burch Smith (3-run, 7th inning); **GAME-ENDING RBI:** 8/10/18 vs. CLE off Neil Ramirez (solo HR, 9th inning)

65 JAMES PAXTON

LHP

Bats: Left • **Throws:** Left • **Height:** 6-4 • **Weight:** 212

Opening Day Age: 34 • **MLB Service:** 8 years, 151 days

Born: 11/6/1988 in Ladner, British Columbia, Canada

Acquired: Signed as a free agent on 12/1/2021

Contract Status: Signed through 2023 (club option for 2024)



The Rundown

- Is in his 13th professional season, his 2nd with BOS.
- Originally signed by SEA as a 4th-round selection in the 2010 June Draft...Made his ML debut in September 2013 and his 1st Opening Day roster in 2014.
- Has made 7 Opening Day rosters (2014-15, '17-21)...Opened 2022 on the injured list.
- Is 57-33 with a 3.59 ERA (301 ER/754.2 IP) in 137 career appearances (all starts) for the Mariners (2013-18, '21) and Yankees (2019-20).
- Missed most of the 2020-22 seasons due to injury...Underwent Tommy John surgery on 4/13/21.
- In his last full season (2019 with NYY), set career highs in wins (15) and starts (29) and averaged 11.11 SO/9.0 IP, marking a new Yankees single-season record (min. 150.0 IP, since broken).
- Made at least 20 starts in each of the 4 seasons from 2016-19, including a career-high 29 in 2019.
- Posted a 3.90 ERA or lower in each of his first 7 ML seasons (2013-19)...Ranked 10th among ML lefties with a 3.50 ERA during that span (min. 500.0 IP).
- Threw a no-hitter on 5/8/18 at TOR (see box on right).

Awards and Records

- Named the 2017 Mariners Pitcher of the Year by the Seattle chapter of the BBWAA.
- Won the 2018 James Tip O'Neill Award, presented annually by the Canadian Baseball Hall of Fame and Museum to the Canadian player judged to have excelled in individual achievement and team contribution while adhering to baseball's highest ideals.
- Won the 2018 Best of B.C. Award, presented by the Province of British Columbia to the individual or team thought to have best represented B.C., nationally or internationally, in either a professional or amateur sport.
- Named AL Pitcher of the Month for July 2017.
- Named AL co-Player of the Week for 5/7-13/18, with CLE's Francisco Lindor.
- Is the only Mariners pitcher to earn 6 wins in a calendar month (6-0 in July 2017).
- Is 1 of only 7 pitchers in Mariners history to strike out 200+ batters in a season (208 in 2018)...His 42 BB are the fewest by a SEA pitcher during a 200-strikeout season.
- Owens the longest season-opening scoreless streak in SEA history (23.0 IP, 2017)...Also had a 21.0-inning scoreless streak from 7/9-8/4/17...Was the 3rd SEA pitcher with multiple scoreless streaks of 20.0+ IP in the same season (also Hisashi Iwakuma-2013 and Freddy Garcia-2001).

BIG MAPLE

Paxton got the nickname "Big Maple" in 2017 while pitching for the Mariners. After the left-hander threw 7.0 scoreless innings at DET on 4/26, bench coach Tim Bogar assigned the nickname that would soon be endorsed by SEA manager Scott Servais. The name stems from the maple leaf tattoo Paxton has on his right forearm, representing his Canadian roots.

HIGHEST STRIKEOUT % BY LHP, 2016-2019 (MIN. 500.0 IP)

Rk.	Pitcher	SO%
1.	Chris Sale	33.3
2.	Robbie Ray	30.8
3.	James Paxton	28.5
4.	Blake Snell	28.0
5.	Clayton Kershaw	27.8

HIGHEST SO/BB RATIO BY LHP, 2016-2019 (MIN. 500.0 IP)

Rk.	Pitcher	SO/BB
1.	Clayton Kershaw	6.47
2.	Chris Sale	6.26
3.	James Paxton	4.22
4.	Madison Bumgarner	4.15
5.	David Price	3.90

PAXTON THROWS NO-HITTER

Paxton threw a no-hitter on 5/8/18 at TOR (7 SO, 3 BB), his 1st career complete game. He became the 5th Mariners pitcher to throw a no-hitter (6th occurrence in franchise history).

Born in Ladner, British Columbia, Paxton became the 1st Canadian-born pitcher to throw a no-hitter in Canada. He was the 2nd Canadian-born pitcher overall to throw a no-hitter, joining the Philadelphia A's Dick Fowler in 1945.

Paxton needed just 99 pitches to complete the no-hitter. He was the 12th pitcher to throw a no-hitter in fewer than 100 pitches since 1988.

MOST STARTS WITH 10+ STRIKEOUTS, LHP FROM 2018-19

Rk.	Pitcher	Starts
1.	Chris Sale	25
2.	James Paxton	13
3.	Blake Snell	12
T4.	Patrick Corbin	9
T4.	Robbie Ray	9
T4.	Andrew Heaney	9

LOWEST ERA BY LHP, 2013-19 (MIN. 500.0 IP)

Rk.	Pitcher	ERA
1.	Clayton Kershaw	2.19
2.	Hyun Jin Ryu	2.98
3.	Chris Sale	3.06
4.	Madison Bumgarner	3.10
5.	Rich Hill	3.17
6.	Blake Snell	3.24
7.	Jon Lester	3.398
8.	Alex Wood	3.400
9.	David Price	3.402
10.	James Paxton	3.50

A.L. PITCHERS WITH 200+ STRIKEOUTS AND 50 OR FEWER WALKS IN A SINGLE SEASON, 2018-19

Pitcher	Seasons
Chris Sale	2 (2018-19)
Justin Verlander	2 (2018-19)
Shane Bieber	1 (2019)
Matthew Boyd	1 (2019)
Carlos Carrasco	1 (2018)
Gerrit Cole	1 (2019)
Corey Kluber	1 (2018)
James Paxton	1 (2018)
Luis Severino	1 (2018)

Paxton recorded 208 SO and 42 BB over 28 starts for SEA in 2018. He is 1 of 3 LHP with 200+ SO and 50 or fewer BB in a single season since 2018, joining Chris Sale and Matthew Boyd.

James Paxton

Additional Career Highlights

- 🔴 Ranks 10th on SEA's all-time strikeout list (619).
- 🔴 In 2018, tied 7 other pitchers for the ML lead in complete games (2).
- 🔴 Recorded 10+ SO 8 times in 2018...Is 1 of 3 SEA pitchers with at least 8 double-digit SO efforts in a season, joining Randy Johnson (6x) and Mark Langston (2x).
- 🔴 Recorded a career-high 16 SO over 7.0 scoreless IP on 5/2/18 vs. OAK, tied for the highest SO total in the majors in 2018...Were the most SO by a SEA pitcher since Randy Johnson had 19 on 8/8/97 vs. CWS...Joined Johnson (twice) as the 2nd SEA pitcher to record 16+ SO in a scoreless outing of 7.0+ IP.
- 🔴 Became the 1st AL pitcher to record 16+ SO and throw a no-hitter in the same season since TEX's Nolan Ryan did so in the same game on 5/1/91 vs. TOR.
- 🔴 Is 1 of 6 pitchers in the Live Ball Era (since 1920) to throw 6.0+ scoreless innings in each of his first 3 starts in a season, doing so in April 2017...The others are Jordan Zimmermann (2016), Woody Williams (2003), Tommy Greene (1991), Luis Tiant (1966), and Harry Brecheen (1948).
- 🔴 Had 4 SO in the 1st inning on 9/6/16 vs. TEX...Was the 4th SEA pitcher with 4 SO in an inning, joining Félix Hernández (2010), Kaz Sasaki (2003), and Matt Young (1990).
- 🔴 Did not allow a HR over his final 10 starts in 2014 (57.2 IP).

Postseason Highlights

- 🔴 Is the all-time Postseason strikeout leader among Canadian-born pitchers (20, next: John Axford-18).
- 🔴 Made his Postseason debut in 2019 with NYY, going 1-0 with a 3.46 ERA (5 ER/13.0 IP) in 3 starts.
- 🔴 Recorded 20 SO during the 2019 Postseason...Was the 3rd Yankees pitcher to record 20+ SO in his first 3 career Postseason starts, joining Red Ruffing (22 from 1932-36) and Monte Pearson (20 from 1936-38).
- 🔴 Started Game 1 of the 2019 ALDS vs. MIN, a 10-4 Yankees win (4.2 IP, 3 R, 8 SO)...Became the 4th Yankee with 8+ SO in his Postseason debut, joining Dave Righetti (10 in 1981), Lefty Gomez (8 in 1932), and Red Ruffing (10 in 1932).
- 🔴 Started Games 2 and 5 of the 2019 ALCS against HOU...In Game 5, a 4-1 win for NYY, Paxton struck out 9 and allowed 1 run over 6.0 IP at Yankee Stadium.

Minor League Career Highlights

- 🔴 Pitched for Peoria in the Arizona Fall League following the 2012 and '15 seasons...Named a 2012 AFL Rising Star.
- 🔴 Earned MiLB.com Organization All-Star honors with SEA in 3 consecutive seasons (2011-13).
- 🔴 Selected as a 2011 Midwest League mid-season All-Star with Single-A Clinton.
- 🔴 Earned MiLB Pitcher of the Week honors 3 times...Received the award twice with Double-A Jackson in the Southern League (8/1-7/11, 4/5-15/12) and once with Triple-A Tacoma in the Pacific Coast League (6/17-23/13).
- 🔴 Ranked by *Baseball America* as one of the Mariners' top prospects in 2012 (No. 3), '13 (No. 4), and '14 (No. 3)...In each of those seasons, was ranked by *BA* as a top-100 prospect in baseball: No. 52 in 2012, No. 87 in '13, and No. 99 in '14...Rated by *BA* as having the best curveball among SEA minor leaguers in each season from 2012-14.
- 🔴 Selected to the World team for the 2011 All-Star Futures Game at Chase Field in Phoenix, AZ.
- 🔴 Made his professional debut in 2010 with Grand Prairie of the independent American Association...Was teammates with Chris Martin.

James Paxton, Continued

WINNING WAYS

James joined Justin Verlander as the only pitchers from 2016-22 to win 7+ consecutive starts multiple times. He won **7 consecutive starts** from 7/2-8/4 in 2017 with the Mariners (1.59 ERA), tied with Jamie Moyer (2003) and Scott Bankhead (1989) for the longest streak in SEA history. He then won **10 consecutive starts** from 8/2-9/21 with the Yankees in 2019 (2.25 ERA), MLB's longest single-season streak since Verlander in 2011 (12 starts).

🔴 Was the 6th NYY pitcher to win 10+ consecutive starts, joining Jack Chesbro (14, 1904), Russ Ford (12, 1910), Ron Guidry (2x; 11, 1979 and 10, 1978), Whitey Ford (11, 1961), and Lefty Gomez (10, 1932).

🔴 In 5 September 2019 starts, went 4-0 with a 1.05 ERA (3 ER/25.2 IP)...That was the lowest September ERA by a Yankee since Ron Guidry in 1978 (0.96 (min. 25.0 IP)...Gerrit Cole then posted a 1.00 ERA across 4 starts in September 2020.

2022 Timeline

🔴 Missed the entire season on the Injured List recovering from Tommy John surgery performed on 4/13/21.

🔴 Placed on the 60-Day Injured List on 3/16/22.

🔴 Made 1 rehab appearance for the Rookie-level FCL Red Sox on 8/18 vs. the FCL Rays...Exited due to a left lat strain after retiring both batters faced (0.2 IP).

Personal

🔴 Full name is James Alston Paxton.

🔴 Married to wife, Katie.

🔴 Played baseball at the University of Kentucky (2007-09)...Ranked 3rd in the NCAA in SO/9.0 IP in 2009 (13.22).

🔴 Selected by TOR in the 1st round (37th overall) of the 2009 June Draft but did not sign...Became the 1st Kentucky player selected in the 1st round of the MLB Draft since Joe Blanton in 2002 (OAK).

🔴 Pitched for Anchorage in the Alaska Baseball League in 2008, making 4 starts for the Glacier Pilots.

🔴 Graduated from Delta Secondary School in Ladner, British Columbia in 2006.

🔴 Pitched for Team Canada's Bronze Medal-winning U18 squad in the 2006 World Junior Championships in Cuba.

11 AND 12

In 2019, James recorded 11+ strikeouts in a game 5 times, and had 12+ strikeouts in a game 3 times.

🔴 The only other NYY pitchers to record 11+ SO at least 5 times in a season are David Cone (7, 1998) and Gerrit Cole (7, 2021; 6, 2022).

🔴 The only other NYY pitchers to record 12+ SO at least 3 times in a season are Al Downing (4, 1963; 3, 1967), David Cone (3, 1997), Mike Mussina (3, 2001), Masahiro Tanaka (3, 2017), and Gerrit Cole (5, 2021; 3, 2022).

🔴 Threw 8.0 scoreless innings on 4/16/19 vs. BOS, recording 12 SO and allowing 2 hits...Was the 1st NYY pitcher with 8.0+ scoreless IP and 12+ SO since Mike Mussina in 2002...Gerrit Cole has since done so twice, both in 2021.

🔴 In his next start (4/21/19 vs. KC), threw 6.0 scoreless innings with 12 SO...Became the 2nd NYY pitcher to record 12+ SO in back-to-back games (David Cone in 1998), but the 1st with 12+ SO and 0 runs allowed in consecutive appearances...Only 12 others in MLB history have had such a streak.

WELCOME TO THE SHOW

In his first 15 big league outings (all starts), Paxton went 9-3 with a 2.01 ERA, a 1.01 WHIP, and a .199 opponent AVG (89.2 IP, 20 ER, 64 H).

THE FIRST 5

Game	Stats
9/7/13 vs. TB	W, 6.0 IP, 2 R (1 ER)
9/14/13 at STL	W, 6.0 IP, 0 R
9/19/13 at DET	ND, 5.0 IP, 3 R
9/24/13 vs. KC	W, 7.0 IP, 0 R
4/2/14 at LAA	W, 7.0 IP, 0 R
First 5 ML Starts:	4-0, 1.16 ERA

🔴 Became the 3rd SEA pitcher to allow 1 or 0 ER over 6.0+ IP in his ML debut, joining Blake Beavan (7/3/11 vs. SD) and Erik Hanson (9/5/88 at MIN).

🔴 Was the 5th SEA pitcher to throw 6.0+ scoreless innings within his first 2 games (also Doug Fister, Félix Hernández, Clint Nageotte, and Erik Hanson).

🔴 On 9/24/13 vs. KC, recorded 10 SO with 0 BB over 7.0 scoreless IP...Became the 3rd pitcher in ML history with 10+ SO, 0 R, and 0 BB in 1 of his first 4 career games...Joined the Mets' Dennis Ribant (1964) and the Senators' Doc Ayers (1913).

🔴 Was the 1st SEA pitcher in club history to toss 6.0+ scoreless innings multiple times in his first 4 career games.

🔴 Became the 5th pitcher in MLB history with at least 6.0+ scoreless innings in 3 of his first 5 games, and the 1st since the White Sox' Cisco Carlos in 1967.

James Paxton's Career Record

YEAR	CLUB	W-L	ERA	G-GS	CG-SHO	SV	IP	H	R	ER	HR	HB	BB	SO	SO/9	WHIP	AVG
2010	Grand Prairie (Ind.)	1-2	4.08	4-4	0-0	0	17.2	15	9	8	1	0	7	18	9.17	1.25	-
2011	Clinton	3-3	2.73	10-10	0-0	0	56.0	45	21	17	1	1	30	80	12.86	1.34	.225
	Jackson	3-0	1.85	7-7	0-0	0	39.0	28	10	8	2	1	13	51	11.77	1.05	.201
2012	Jackson	9-4	3.05	21-21	0-0	0	106.1	96	43	36	5	1	54	110	9.31	1.41	.244
2013	Tacoma	8-11	4.45	28-26	2-1	0	145.2	158	84	72	10	3	58	131	8.09	1.48	.277
	SEATTLE	3-0	1.50	4-4	0-0	0	24.0	15	5	4	2	0	7	21	7.88	0.92	.172
2014	SEATTLE	6-4	3.04	13-13	0-0	0	74.0	60	29	25	3	1	29	59	7.18	1.20	.223
	Tacoma	0-1	4.35	3-3	0-0	0	10.1	13	7	5	2	0	6	14	12.19	1.84	.295
	Everett	0-1	6.75	1-1	0-0	0	2.2	2	2	2	1	0	1	2	6.75	1.13	.222
2015	SEATTLE	3-4	3.90	13-13	0-0	0	67.0	67	34	29	8	0	29	56	7.52	1.43	.253
	Tacoma	0-1	8.10	3-3	0-0	0	6.2	12	6	6	0	0	3	4	5.40	2.25	.429
2016	Tacoma	4-3	3.73	11-11	0-0	0	50.2	43	24	21	6	0	15	53	9.41	1.14	.228
	SEATTLE	6-7	3.79	20-20	0-0	0	121.0	134	62	51	9	1	24	117	8.70	1.31	.279
2017	SEATTLE	12-5	2.98	24-24	0-0	0	136.0	113	47	45	9	3	37	156	10.32	1.10	.223
	Arkansas	0-0	4.50	1-1	0-0	0	4.0	5	2	2	1	0	0	5	11.25	1.25	.313
2018	SEATTLE	11-6	3.76	28-28	2-1	0	160.1	134	67	67	23	1	42	208	11.68	1.10	.224
2019	NEW YORK-AL	15-6	3.82	29-29	0-0	0	150.2	138	71	64	23	2	55	186	11.11	1.28	.242
2020	NEW YORK-AL	1-1	6.64	5-5	0-0	0	20.1	23	17	15	4	1	7	26	11.51	1.48	.284
2021	SEATTLE	0-0	6.75	1-1	0-0	0	1.1	0	1	1	0	0	1	2	13.50	0.75	.000
2022	FCL Red Sox	0-0	0.00	1-1	0-0	0	0.2	0	0	0	0	0	0	0	0.00	0.00	.000
Major League Totals		57-33	3.59	137-137	2-1	0	754.2	684	333	301	81	9	231	831	9.91	1.21	.239
Minor League Totals		27-24	3.60	86-84	2-1	0	422.0	402	199	169	28	6	180	450	9.61	1.38	.253
Independent Lg. Totals		1-2	4.68	4-4	0-0	0	17.2	15	9	8	1	0	7	18	9.17	1.25	-

2009: Selected by the Toronto Blue Jays in the 1st round (37th overall) of the June Draft (did not sign); **2010:** Signed by the Seattle Mariners as a 4th-round selection in the June Draft (signed by Brian Williams and Jesse Kapellusch); **2014:** On disabled list with a left lat strain, 4/9-8/1; **2015:** On disabled list with a tendon strain in his left middle finger, 5/29-9/12; **2016:** On disabled list with a left elbow contusion, 8/8-24; **2017:** On disabled list with a left forearm strain, 5/3-30; On disabled list with a left pectoral muscle strain, 8/11-9/14; **2018:** On disabled list with lower back inflammation, 7/13-29; On disabled list with a left forearm contusion, 8/15-31; Acquired by the New York Yankees in exchange for LHP Justus Sheffield, RHP Erik Swanson, and OF Dom Thompson-Williams, 11/19; **2019:** On injured list with left knee inflammation, 5/4-28; **2020:** On injured list with left flexor strain, 8/21 through end of season; **2021:** Signed by the Seattle Mariners as a free agent, 2/18; On injured list with a left forearm strain, 4/7 through end of season; Signed by the Boston Red Sox as a free agent, 12/1; **2022:** On injured list recovering from Tommy John surgery, 3/16 through end of season

Postseason Record

W-L	ERA	G-GS	CG-SHO	SV	IP	H	R	ER	HR	HB	BB	SO	SO/9	WHIP	AVG
1-0	3.46	3-3	0-0	0	13.0	13	5	5	2	0	7	20	13.85	1.54	.255

Division Series Record

YEAR	CLUB	W-L	ERA	G-GS	CG-SHO	SV	IP	H	R	ER	HR	HB	BB	SO	SO/9	WHIP	AVG
2019	NY Yankees	0-0	5.79	1-1	0-0	0	4.2	5	3	3	2	0	1	8	15.43	1.29	.263

League Championship Series Record

YEAR	CLUB	W-L	ERA	G-GS	CG-SHO	SV	IP	H	R	ER	HR	HB	BB	SO	SO/9	WHIP	AVG
2019	NY Yankees	1-0	2.16	2-2	0-0	0	8.1	8	2	2	0	0	6	12	12.96	1.68	.250

Career Single-Game Highs

INNINGS: 9.0, 2x, last 5/19/18 vs. DET; **LOW-HIT COMPLETE GAME:** 0, 5/8/18 at TOR; **STRIKEOUTS:** 16, 5/2/18 vs. OAK; **HITS:** 11, 6/21/16 at DET; **RUNS:** 9, 9/22/14 at TOR; **WALKS:** 6, 9/22/14 at TOR; **HOME RUNS:** 4, 7/26/19 at BOS; **WINNING STREAK:** 10, 8/2-9/21/19; **SCORELESS INNINGS STREAK:** 23.0, 4/5-20/17; **EJECTIONS (0)**

Major League Firsts

APPEARANCE: 9/7/13 vs. TB (6.0 IP, start); **STRIKEOUT:** 9/7/13 vs. TB (Desmond Jennings, swinging); **WIN:** 9/7/13 vs. TB (6.0 IP); **SAVE:** N/A

37 NICK PIVETTA

RHP

Bats: Right • **Throws:** Right • **Height:** 6-5 • **Weight:** 210

Opening Day Age: 30 • **MLB Service:** 4 years, 166 days

Born: 2/14/1993 in Victoria, British Columbia, Canada

Acquired: From the Phillies in a 4-player trade on 8/21/2020

Contract Status: Signed through 2023



The Rundown

Is in his 11th professional season...Is his 4th season in the Red Sox organization, his 3rd full season.

Originally selected by the Nationals in the 4th round of the 2013 June Draft...Traded to the Phillies on 7/28/15 and to the Red Sox on 8/21/20.

Made his ML debut in 2017...Made Opening Day rosters in each season from 2018-22.

Began his Red Sox career 8-0 with a 3.53 ERA...The Sox went 11-1 in his first 12 starts after acquiring him from PHI, marking the only time in club history the Sox have won 11 of a pitcher's first 12 starts with the team (source: Elias).

Pitched for Team Canada in the 2017 World Baseball Classic, making 1 start against Colombia.

Has made 30+ starts 3 times during his career: 32 in 2018, 30 in 2021, and 33 in 2022.

Has tossed 2 complete games: 6/18/19 vs. CIN (9.0 IP) and 5/18/22 vs. HOU (9.0 IP).

Additional Career Highlights

Has twice started the Little League Classic at Bowman Field in Williamsport, PA: 8/19/18 vs. NYM and 8/21/22 at BAL.

Has averaged a career-best 95.0 MPH on his 4-seam fastball twice: 2018 and 2021.

Has struck out 10+ batters in a ML game 7 times, including a career-high 13 on 6/18/18 vs. STL.

Has started three 1-0 losses, all for the Red Sox: 6/24/21 at TB (6.2 IP, 0 H, 0 R), 8/7/21 at TOR-G1 (6.0 IP, 1 H, 0 R), and 9/7/22 at TB (5.0 IP, 2 H, 1 R).

Has started three 1-0 wins: 6/15/17 vs. BOS (7.0 IP, 4 H, 0 R), 4/28/21 at NYM (5.0 IP, 1 H, 0 R), and 7/4/21 at OAK (7.0 IP, 2 H, 0 R).

On 4/28/21 at NYM, as a batter, had a 10-pitch at-bat vs. Jacob deGrom (strikeout swinging), tied for the longest by a Sox pitcher in Interleague play (also Buchholz, 6/18/15 at ATL).

Is 1 of 2 Phillies pitchers ever to record as many as 11 SO in an outing of 5.0 IP or fewer (8/16/17 at SD)...The other is Aaron Nola (6/30/21 vs. MIA).

On 8/25/18 at TOR, became the first Canadian-born Phillie to pitch in his home country since Paul Quantrill on 7/15/95 at MTL.

Among ML rookies with 125.0+ IP in 2017, ranked 1st in SO/9.0 IP (9.47)...Had the highest SO/9.0 IP and SO rate (24.0%) of any Phillies rookie ever (min. 25 GS).

A.L. LEADERS, 2021-2022

Rk.	Player	Starts
T1.	José Berrios (MIN, TOR)	64
T1.	Dylan Cease (CWS)	64
T1.	Robbie Ray (TOR, SEA)	64
T4.	Gerrit Cole (NYY)	63
T4.	Nick Pivetta (BOS)	63

Rk.	Player	IP
1.	Robbie Ray (TOR, SEA)	382.1
2.	Gerrit Cole (NYY)	382.0
3.	José Berrios (MIN, TOR)	364.0
4.	Cole Irvin (OAK)	359.1
5.	Jordan Lyles (BAL, TEX)	359.0
6.	Dylan Cease (CWS)	349.2
7.	Lucas Giolito (CWS)	340.1
T8.	Cal Quantrill (CLE)	336.0
T8.	Framber Valdez (HOU)	336.0
10.	Nick Pivetta (BOS)	334.2

RED SOX PITCHERS BORN IN CANADA

Pitcher	Years	Birthplace
Win Kellum	1901	Waterford, ON
Oscar Judd	1941-45	London, ON
Phil Marchildon	1950	Penetanguishene, ON
Ted Bowsfield	1958-60	Vernon, BC
Reggie Cleveland *	1974-78	Swift Current, SK
Fergie Jenkins	1976-77	Chatham, ON
Mike Gardiner	1991-92	Sarnia, ON
Peter Hoy	1992	Brockville, ON
Paul Quantrill	1992-94	London, ON
Rheal Cormier *	1995, '99-00	Moncton, NB
Eric Gagne *	2007	Montreal, QC
Erik Bedard	2011	Navan, ON
Ryan Dempster *	2013	Sechelt, BC
Nick Pivetta *	2020-21	Victoria, BC

*Pitched for Boston in the Postseason

RED SOX TO ALLOW 0 RUNS IN 4.0+ RELIEF INNINGS IN THE POSTSEASON

Pitcher	Game	IP
Nick Pivetta	2021 ALDS Game 3	4.0
David Price	2017 ALDS Game 3	4.0
Pedro Martinez	1999 ALDS Game 5	6.0
Tex Hughson	1946 World Series Game 6	4.1
Ray Collins	1912 World Series Game 6	7.0

Postseason Highlights

🔥 Made his Postseason debut in 2021 and went 1-0 with a 2.63 ERA, 1.02 WHIP, and .188 opponent AVG in 3 appearances (1 GS, 13.2 IP, 9 H, 4 R, 5 BB, 14 SO).

🔥 Pitched 4.2 innings of relief in Game 1 of the 2021 ALDS, allowing 3 runs in the Sox' 5-0 loss...Was the 8th Red Sox in Postseason history with 4.2+ IP in relief.

🔥 Tossed scoreless 10th through 13th innings and earned the win in Game 3 of the 2021 ALDS vs. TB (4.0 IP, 3 H, 1 BB, 7 SO)...Was the 5th Red Sox pitcher with 4.0+ scoreless IP in relief during a Postseason game (see table above).

🔥 Made his 1st career Postseason start in Game 4 of the 2021 ALCS vs. HOU (5.0 IP, 2 H, 1 R, 3 SO)...Was the 4th Sox pitcher in ALCS history to allow no more than 2 hits and 2 runs over 5.0+ IP, joining Pedro Martinez (1999-G3), Tim Wakefield (2003-G1), and Derek Lowe (2004-G7).

Minor League Career Highlights

🔥 Is a 3-time mid-season All-Star: 2014 (South Atlantic League), 2015 (Carolina League), and 2016 (Eastern League).

🔥 Named his league's Pitcher of the Week on 6/23/14 (South Atlantic) and 5/19/19 (International)...Named Phillies Minor League Pitcher of the Week for 4/6-16/17.

🔥 Ranked by *Baseball America* as a top prospect in his organization in 2014 (No. 22, WSH), 2015 (No. 10, WSH), 2016 (No. 15, PHI), and 2017 (No. 12, PHI).

🔥 Tossed 6.0 hitless innings for Single-A Hagerstown on 6/20/14 at Greensboro.

2022 Highlights

🔥 Set career highs in wins (10), starts (33), and innings pitched (179.2)...Led the Red Sox in each category, as well as in strikeouts (175).

🔥 Tied for the MLB lead in starts (33).

🔥 Ranked among AL leaders in innings (13th), strikeouts (14th), complete games (T-3rd, 1), and fWAR (17th, 1.5).

🔥 Also led Sox pitchers in starts of 5.0+ IP (25), 6.0+ IP (12), 7.0+ IP (7), and 8.0+ IP (2), as well as starts with 10+ strikeouts (2).

🔥 Made 30+ starts for the 3rd time in his career and 2nd consecutive season (also 32 in 2018, 30 in '21).

🔥 In 16 starts following a team loss, was 5-5 with a 3.41 ERA (35 ER/92.1 IP).

PITCHERS TO MAKE AN MLB-HIGH 33 STARTS IN 2022

Pitcher	Team
Corbin Burnes	MIL
Gerrit Cole	NY Yankees
Merrill Kelly	ARI
Nick Pivetta	BOS

RED SOX TO MAKE 30+ STARTS IN CONSECUTIVE SEASONS, 2000-2022

Pitcher	Seasons
Jon Lester	6 (2008-13)
Rick Porcello	4 (2016-19)
Derek Lowe	3 (2002-04)
Tim Wakefield	3 (2003-05), 2 ('07-08)
Josh Beckett	2 (2006-07)
Nick Pivetta	2 (2021-22)

A.L. PITCHERS WITH 30+ STARTS IN 2021 AND 2022

Pitcher	Teams
José Berrios	MIN, TOR
Dylan Cease	CWS
Gerrit Cole	NY Yankees
Lucas Giolito	CWS
Cole Irvin	OAK
Jordan Lyles	TEX, BAL
Nick Pivetta	BOS
Robbie Ray	TOR, SEA

PIVETTA'S A.L. RANKINGS IN MAY AND JUNE 2022

Stat	Rank
78.1 IP	1st (2nd in MLB)
8 wins	T-1st (T-1st in MLB)
0.94 WHIP	3rd
.193 opponent AVG	3rd
2.18 ERA	5th

(Among 44 pitchers to throw 50.0+ innings in May and June)

RED SOX TO MAKE AS MANY AS 5 STARTS WITH 5.0+ IP, 0 RUNS, AND 2 OR FEWER HITS ALLOWED, SINGLE SEASON

Pitcher	Starts (Season)
Pedro Martinez	7 (2002)
Pedro Martinez	5 (2000)
Derek Lowe	5 (2002)
Nick Pivetta	5 (2021)

Pivetta was 1 of 4 pitchers to make as many as 5 scoreless starts with 5.0+ IP and 2 or fewer hits allowed in 2021 (also Freddy Peralta-6, Carlos Rodón-6, and Max Scherzer-5).

2022 Timeline

- Started the Sox' 2nd game of the season on 4/9 at NYY (L, 5.2 IP, 4 H, 4 R, 3 BB, 4 SO).
- Did not complete 5.0 IP in 4 consecutive starts from 4/15-5/1 before tossing at least 5.0 innings in each of his next 12 starts from 5/7-7/5, the longest such streak of his career...Recorded 6.0+ IP in 10 of those 12 starts.
- During his 11-start stretch from 5/7-6/29, was 8-1 with a 1.95 ERA, 0.92 WHIP, and .184 opponent AVG (74.0 IP, 49-for-267, 16 R)...Prior to Pivetta, the most recent Red Sox with 8+ wins and a sub-2.00 ERA in an 11-start span were Clay Buchholz (2013) and Josh Beckett (2009).
- Earned the win in a career-best 5 straight starts from 5/13-6/4...Became the 1st Sox pitcher to earn the win in 5 consecutive starts since Eduardo Rodriguez in 2019.
- Threw at least 6.0 innings in a career-best 6 straight starts from 5/7-6/4...Was tied for the longest streak by a Red Sox pitcher in 2022 (also Wacha, 8/26-9/22).
- Tossed 6.0 scoreless innings on 5/7 vs. CWS...Earned his 1st win on 5/13 at TEX (7.0 IP, R).
- Tossed his 2nd career complete game on 5/18 vs. HOU (9.0 IP, 1 R, 2 H, 8 SO)...After allowing a 1st-inning lead-off HR to Jose Altuve on the 10th pitch, retired his next 18 batters...Prior to Pivetta, the most recent Red Sox to allow a leadoff HR in a complete game were Doug Fister (8/22/17 at CLE) and Al Nipper (6/10/87 at BAL).
- Became the 1st Sox pitcher to toss a complete game since Chris Sale on 6/5/19 at KC (shutout) and 1st at Fenway since Rick Porcello on 8/3/18 vs. NYY (1 R).
- Recorded a season-high 11 SO over 5.0 IP on 6/9 at LAA (6 H, HBP, 2 BB).
- Tossed 7.0+ innings in a career-high 3 consecutive starts from 6/14-24, allowing 2 runs or fewer in each... Was the 1st Sox pitcher to allow 2 runs over 7.0+ IP in 3 straight starts since Chris Sale in 2018 (3, 6/19-30).
- Pitching in his native Canada, allowed 2 runs over 6.0 IP on 6/29 at TOR (5 H, HBP, 3 BB, 5 SO).
- Surrendered 1 hit over 7.0 scoreless IP on 8/16 at PIT.
- Tossed at least 5.0 innings in 5 consecutive starts from 9/7-30.
- Allowed 2 runs over 4.0 IP in the Sox' regular season finale (10/5 vs. TB).

PIVETTA'S FIRST 12 STARTS WITH THE RED SOX

Game	Result	Stats
9/22/20 vs. BAL	W8-3	5.0 IP, 1 ER
9/27/20 at ATL	W9-1	5.0 IP, 1 ER
4/5/21 vs. TB	W11-2	5.0 IP, 0 ER
4/11/21 at BAL	W14-9	6.0 IP, 4 ER
4/17/21 vs. CWS	W7-4	3.2 IP, 2 ER
4/22/21 vs. SEA	L3-7	6.0 IP, 2 ER
4/28/21 at NYM	W1-0	5.0 IP, 0 ER
5/4/21 vs. DET	W11-7	5.0 IP, 3 ER
5/9/21 at BAL	W4-3	6.0 IP, 2 ER
5/14/21 vs. LAA	W4-3	6.0 IP, 2 ER
5/20/21 at TOR	W8-7	5.0 IP, 4 ER
5/26/21 vs. ATL	W9-5	6.0 IP, 4 ER

Team Record: 11-1

Pivetta's Stats: 8-0, 3.53 ERA

- The Sox went 11-1 in his first 12 starts after acquiring him from PHI...It marks the only time in club history the Sox have won 11 of a pitcher's first 12 starts with the team (source: Elias).
- Became the 3rd pitcher to go unbeaten in his first 12 starts with the Red Sox (8-0), joining Mike Nagy in 1969 (12 GS) and Matt Clement in 2005 (12 GS).
- Prior to Pivetta, the last time the Sox won each of a pitcher's first 5 starts with the club was 2002 (John Burkett, first 9).
- Became the 6th pitcher to throw 5.0+ innings and allow 1 or 0 runs in each of his first 3 outings with BOS, joining Bullet Joe Bush (1918), Tim Wakefield (1995), Pedro Martinez (1998), Eduardo Rodriguez (2015), and Tanner Houck (2020).
- Started 2021 6-0 with a 3.86 ERA... Was the 1st Red Sox starter to begin a season 6-0 or better since Jon Lester (6-0) and Clay Buchholz (11-0) in 2013.

Personal

- Full name is Nicholas Johncarlo Pivetta.
- He and his wife have a Yorkshire terrier named Tucker.
- Graduated in 2011 from Lambrick Park High School... Missed his senior baseball season due to an elbow injury and received only one scholarship offer (New Mexico Junior College)...Graduated in 2013 from NMJC.
- Was a member of the Canadian Junior National Team from 2009-12.
- His idol was Roy Halladay, though he never got to meet him...As a kid, watched a lot of Blue Jays games, most of which started shortly after he got home from school.

In the Community

- Visited Boston Children's Hospital with teammate Reese McGuire on 10/4/22.
- Recorded a public service announcement for the Greater Boston Food Bank in 2021.

NICK AND THE BABE

On 6/24/21 at TB, Pivetta was removed after allowing 0 hits and 0 runs in 6.2 IP (100 pitches). He was the 2nd Red Sox starter to be removed from a game with 0 hits allowed in 6.0+ innings, joining Babe Ruth on 5/20/1916 vs. STL (6.0 IP).

DROP A LINE

"[Fishing is] something I do to kind of clear my head, get away from everything, kind of just focus on just a relaxed mind, being in nature, putting your legs in the water, just kind of being spiritually in tuned with the earth ... It's something I did at a young age, it's something I still do today ... Hopefully I can get to a tournament one day—I think that would be a lot of fun." - Nick Pivetta on NESN's *My Story*

Nick Pivetta's Career Pitching Record

YEAR	CLUB	W-L	ERA	G-GS	CG-SHO	SV	IP	H	R	ER	HR	HB	BB	SO	SO/9	WHIP	AVG
2013	GCL Nationals	1-0	2.13	4-3	0-0	0	12.2	11	4	3	0	0	2	8	5.68	1.03	.234
	Auburn	0-1	3.38	5-5	0-0	0	21.1	19	8	8	1	1	11	17	7.17	1.41	.238
2014	Hagerstown	13-8	4.22	26-25	0-0	0	132.1	142	66	62	15	6	39	98	6.68	1.37	.277
2015	Potomac	7-4	2.29	15-14	0-0	0	86.1	70	29	22	4	2	29	72	7.53	1.15	.225
	Harrisburg	0-2	7.20	3-3	0-0	0	15.0	19	12	12	4	0	9	6	3.60	1.87	.311
	Reading	2-2	7.31	7-7	0-0	0	28.1	32	24	23	4	3	19	25	7.94	1.80	.294
2016	Reading	11-6	3.41	22-22	1-1	0	124.0	108	50	47	10	6	41	111	8.06	1.20	.235
	Lehigh Valley	1-2	2.55	5-5	0-0	0	24.2	20	7	7	2	2	10	27	9.85	1.22	.233
2017	Lehigh Valley	5-0	1.41	5-5	1-1	0	32.0	25	6	5	1	1	2	37	10.41	0.84	.208
	PHILADELPHIA	8-10	6.02	26-26	0-0	0	133.0	144	91	89	25	4	57	140	9.47	1.51	.281
2018	PHILADELPHIA	7-14	4.77	33-32	0-0	0	164.0	163	91	87	24	5	51	188	10.32	1.30	.261
2019	PHILADELPHIA	4-6	5.38	30-13	1-0	1	93.2	103	64	56	20	4	39	89	8.55	1.52	.278
	Lehigh Valley	5-1	3.07	9-6	0-0	0	41.0	23	14	14	2	1	22	58	12.73	1.10	.164
2020	PHILADELPHIA	0-0	15.88	3-0	0-0	0	5.2	10	10	10	3	1	1	4	6.35	1.94	.385
	BOSTON	2-0	1.80	2-2	0-0	0	10.0	8	2	2	1	0	5	13	11.70	1.30	.216
2021	BOSTON	9-8	4.53	31-30	0-0	1	155.0	137	80	78	24	5	65	175	10.16	1.30	.234
2022	BOSTON	10-12	4.56	33-33	1-0	0	179.2	175	91	91	27	5	73	175	8.77	1.38	.253
Major League Totals		40-50	5.02	158-136	2-0	2	741.0	740	429	413	124	24	291	784	9.52	1.39	.260
Minor League Totals		45-26	3.53	101-95	2-2	0	517.2	469	220	203	43	22	184	459	7.98	1.26	.244
Red Sox Totals		21-20	4.47	66-65	1-0	0	344.2	320	173	171	52	10	143	363	9.48	1.34	.244

2013: Signed by the Washington Nationals as a 4th-round selection in the June Draft (signed by Mitch Sokol); **2015:** Acquired by the Philadelphia Phillies in exchange for RHP Jonathan Papelbon and cash considerations, 7/28; **2020:** Acquired by the Boston Red Sox with RHP Connor Seabold in exchange for RHPs Brandon Workman and Heath Hembree, cash considerations, and a player to be named later or cash considerations, 8/21; **2021:** On the COVID-19 Related Injured List, 5/12 and 9/5-11

Postseason Record

W-L	ERA	G-GS	CG-SHO	SV	IP	H	R	ER	HR	HB	BB	SO	SO/9	WHIP	AVG
1-0	2.63	3-1	0-0	0	13.2	9	4	4	3	0	5	14	9.23	1.02	.188

Wild Card Record

YEAR	CLUB	W-L	ERA	G-GS	CG-SHO	SV	IP	H	R	ER	HR	HB	BB	SO	SO/9	WHIP	AVG
2021	BOS vs. NYY	-	-	0-0	-	-	-	-	-	-	-	-	-	-	-	-	-

Division Series Record

YEAR	CLUB	W-L	ERA	G-GS	CG-SHO	SV	IP	H	R	ER	HR	HB	BB	SO	SO/9	WHIP	AVG
2021	BOS vs. TB	1-0	3.12	2-0	0-0	0	8.2	7	3	3	2	0	3	11	11.42	1.15	.226

League Championship Series Record

YEAR	CLUB	W-L	ERA	G-GS	CG-SHO	SV	IP	H	R	ER	HR	HB	BB	SO	SO/9	WHIP	AVG
2021	BOS vs. HOU	0-0	1.80	1-1	0-0	0	5.0	2	1	1	1	0	2	3	5.40	0.80	.118

World Baseball Classic Record

YEAR	CLUB	W-L	ERA	G-GS	CG-SHO	SV	IP	H	R	ER	HR	HB	BB	SO	SO/9	WHIP	AVG
2017	Canada	0-0	2.25	1-1	0-0	0	4.0	5	1	1	0	0	0	1	2.25	1.25	.333

Career Single-Game Highs

INNINGS: 9.0, 2x, last 5/18/22 vs. HOU; **STRIKEOUTS:** 13, 6/18/18 vs. STL; **HITS:** 11, 7/19/21 at TOR; **RUNS:** 9, 7/14/17 at MIL; **WALKS:** 5, 3x, last 8/30/21 at TB; **HOME RUNS:** 4, 6/12/21 vs. TOR; **SCORELESS INNINGS STREAK:** 18.0, 9/18/17-3/30/18; **EJECTIONS (0)**

Major League Firsts

APPEARANCE: 4/30/17 at LAD (5.0 IP, start); **STRIKEOUT:** 4/30/17 at LAD (Adrian Gonzalez, swinging); **WIN:** 6/5/17 at ATL (5.0 IP); **SAVE:** 8/3/19 vs. CWS (2.0 IP)

78 CEDDANNE RAFAELA

INF/OF



Bats: Right • **Throws:** Right • **Height:** 5-8 • **Weight:** 165

Opening Day Age: 22 • **MLB Service:** None

Born: 9/18/2000 in Willemstad, Curaçao

Acquired: Signed as an international free agent on 7/2/2017

Contract Status: Signed through 2023

Career Highlights

Is in his 6th professional season, his 1st in ML Spring Training camp.

Added to the 40-man roster on 11/15/22.

As of the start of spring training in 2023, was the youngest player on the Sox' 40-man roster (22 years old).

Has made 142 starts in CF, 58 at 3B, 56 at SS, 22 at 2B, 9 in LF, and 1 in RF.

Is 79-for-98 (80.6%) in stolen base attempts...Stole 20+ bases in 2021 (23-for-26) and 2022 (28-for-35).

Enters 2023 ranked by *Baseball America* as the Sox' No. 3 prospect and No. 71 prospect in baseball...*BA* also ranked him as a top 100 prospect in 2022 and as one of the Sox' top prospects to begin 2020 (No. 24), 2021 (No. 29), and 2022 (No. 22)...Climbed to the Sox' No. 4 prospect in the 2022 mid-season rankings update.

Ranked by MLB.com as baseball's No. 86 prospect and as the Red Sox' No. 3 prospect...Also ranked by MLB.com as a top 100 prospect in 2022.

Rated by *Baseball America* as the best defensive outfielder in the Red Sox system in 2021, '22, and '23.

Twice honored as the Sox' Minor League Defensive Player of the Year (2021, '22)...Also tabbed Minor League Defensive Player of the Month (July 2018, July 2021) and Minor League Base Stealer of the Month (May 2021).

Selected by *Baseball America* as the Red Sox' Minor League Player of the Year in 2022.

Named to the 2022 SiriusXM All-Star Futures Game at Dodger Stadium.

In 2021, led Red Sox minor leaguers in triples (9) and stolen bases (23)...Led Low-A East in triples.

In 2019, led the GCL Red Sox in HR (6), triples (tied, 4), hits (tied, 38), runs (30), games (tied, 41), and total bases (tied, 65).

Named a Dominican Summer League Mid-Season All-Star in 2018...Led the DSL Red Sox1 in HR (3), RBI (28), and stolen bases (19).

Entering 2023, there have been 16 individuals born in Curaçao who have played in the majors...Among that group is Red Sox RHP Kenley Jansen, who could be the 1st Curaçao-born player to appear for the Red Sox.

BASEBALL AMERICA TOP RED SOX PROSPECTS

Rk.	Player	Pos.
1.	Marcelo Mayer	SS
2.	Triston Casas	1B
3.	Ceddanne Rafaela	INF/OF

BASEBALL AMERICA TOP 100 PROSPECTS, RED SOX

Rk.	Player	Pos.
10.	Marcelo Mayer	SS
29.	Triston Casas	1B
71.	Ceddanne Rafaela	INF/OF
87.	Masataka Yoshida	OF
88.	Miguel Bleis	OF

RAFAELA'S 2022 RANKINGS AMONG RED SOX FULL-SEASON MINOR LEAGUERS

Stat	Rank	Stat	Rank
.299 AVG	1st	.538 SLG	2nd
144 hits	1st	.880 OPS	3rd
63 XBH	1st	32 2B	2nd
259 total bases	1st	21 HR	4th
86 RBI	T-1st	82 runs scored	3rd
10 3B	T-1st	28 stolen bases	T-2nd

MOST RECENT MINOR LEAGUERS WITH 30+ 2B, 10+ 3B, AND 20+ HR IN A SEASON

Player (Org.)	Year	2B	3B	HR
Ceddanne Rafaela (BOS)	2022	32	10	21
Luis Robert (CWS)	2019	31	11	32
Trevor Story (COL)	2015	40	10	20
Brandon Belt (SF)	2010	43	10	23

MINOR LEAGUERS WITH 30+ 2B, 10+ 3B, AND 10+ HR IN 2022

Player (Org.)	2B	3B	HR
Ceddanne Rafaela (BOS)	32	10	21
Dominic Fletcher (ARI)	35	10	12
Eddinson Paulino (BOS)	35	10	13

2022 Highlights

- Selected by *Baseball America* as the Red Sox' Minor League Player of the Year.
- Named Red Sox Minor League Player of the Year by the Boston Baseball Writers.
- Named Double-A Portland's Defensive Player of the Year.
- Honored by the Red Sox as the organization's Minor League Defensive Player of the Year for the 2nd consecutive season.
- Named to the 2022 SiriusXM All-Star Futures Game at Dodger Stadium.
- Split the season between High-A Greenville (45 G) and Double-A Portland (71 G), his Double-A debut...Hit .299 (144-for-481) with an .880 OPS, 82 runs, 32 2B, 10 3B, 21 HR, 86 RBI, and 28 SB.
- Was the only minor leaguer with 30+ 2B, 10+ 3B, and 20+ HR...Ranked among minor leaguers in triples (T-4th, 10), XBH (T-14th, 63), and total bases (T-16th, 259).
- Led Red Sox full-season minor leaguers in AVG (.299), hits (144), XBH (63), total bases (259), triples (tied, 10), and RBI (tied, 86).
- Recorded 44 multi-hit games, 12 games with 3+ hits, and 5 with 4 hits.
- Hit 2 HR on 4/15 with Greenville at Asheville and 6/15 with Portland at Reading...Were the first multi-HR games of his career.

2022 Timeline

- Began the season with Greenville, where he homered in each of his first 2 games and hit 6 HR in his first 11.
- Earned South Atlantic League Player of the Week honors for 4/11-17 after going 13-for-30 (.433) in 6 games (5 2B, 3 HR, 8 RBI, 10 R).
- Recorded at least 1 XBH in 6 consecutive games (8 XBH) from 4/12-17.
- Recognized by the Red Sox as the organization's Minor League Hitter of the Month for April.
- Promoted to Portland on 6/7, where he spent the remainder of the season...Made his Double-A debut that night at Hartford...Started in CF and batted from the No. 2 spot in the order.
- Made a home run-robbing catch while playing CF on 7/8 at Binghamton, which was nominated for MiLB Play of the Month for July.
- Played in the SiriusXM All-Star Futures Game at Dodger Stadium on 7/16...Entered the game as a pinch hitter, played SS, and went 0-for-2.
- Won the Sea Dogs' Play of the Week on 8/2 for his sliding, over-the-shoulder catch while playing SS on 7/29 at Hartford.

Ceddanne Rafaela's Career Record

YEAR	CLUB	AVG	G	AB	R	H	2B	3B	HR	RBI	SH	SF	HB	BB	SO	SB	CS	OBP	SLG	OPS
2018	DSL Red Sox1	.271	54	203	31	55	9	2	3	28	1	3	4	14	39	19	7	.326	.379	.705
2019	GCL Red Sox	.248	41	153	30	38	1	4	6	17	3	1	5	14	28	9	2	.329	.425	.754
	Lowell	.182	3	11	0	2	0	0	0	1	0	1	0	0	3	0	0	.167	.182	.349
2020																				
2021	Salem	.251	102	394	73	99	20	9	10	53	2	4	7	25	79	23	3	.305	.424	.729
2022	Greenville	.330	45	197	37	65	17	4	9	36	0	0	2	10	51	14	2	.368	.594	.962
	Portland	.278	71	284	45	79	15	6	12	50	1	6	6	16	62	14	5	.324	.500	.824
Minor League Totals		.272	316	1242	216	338	62	25	40	185	7	15	24	79	262	79	19	.324	.459	.783

2017: Signed by the Boston Red Sox as an international free agent, 7/2 (signed by Dennis Neuman, Rolando Pino, and Todd Claug)

OFF THE SCALE

In both 2021 and 2022, Ceddanne was tabbed the Red Sox' Minor League Defensive Player of the Year by Boston and *Baseball America*. He told Alex Speier of *The Boston Globe* in September 2022, "I just want to keep improving more and more, and try to win a lot of Gold Gloves."

After playing with Rafaela during a rehab assignment in Portland, Red Sox infielder Trevor Story told Speier, "That's as good as I've seen, just kind of closing speed and then finish the catch. He took it right off the ground with a full Superman dive. That kid can play, man. He's super athletic. There's something about him. He's an exciting player. He kind of seems like the whole package."

Speier wrote, "A scout for a rival American League team said that his organization already pegged Rafaela as a near-elite outfielder whose skills rival that of all but a few big leaguers. A National League executive said that his organization, based on a combination of statistical data and in-person evaluations, graded Rafaela as 'literally off of our scale' in terms of defensive impact."

- In his final 12 games of the season (beginning 9/4), batted .308 (16-for-52) with 18 RBI.
- Played 19 games for Caguas in the Puerto Rican Winter League following the season...Hit .262 (17-for-65) with 10 runs, 4 2B, 1 HR, and 8 RBI...Red Sox Bench Coach Ramón Vázquez and Triple-A Worcester Bench Coach José Flores served on the coaching staff...Was teammates with BOS minor league INFs Christian Koss and Matthew Lugo.

Personal

- Full name is Ceddanne Chipper Nicasio Marte Rafaela.
- First name is pronounced "say-DAHN."
- Participated in the Red Sox 2023 Rookie Development Program in January 2023...The program included 2 workouts daily, seminars focused on assimilation into Major League life on and off the field, the Boston Bruins game on 1/22, an RBI clinic with the Red Sox Foundation on 1/23, and a visit to Boston Children's Hospital on 1/24.
- Played in the 2012 Little League World Series for Curaçao.

30 ROB REFSNYDER OF

Bats: Right • **Throws:** Right • **Height:** 6-0 • **Weight:** 203

Opening Day Age: 32 • **MLB Service:** 4 years, 48 days

Born: 3/26/1991 in Seoul, South Korea

Acquired: Signed as a free agent on 11/9/2022

Contract Status: Signed through 2023



Career Highlights

Is in his 12th professional season, his 2nd in the Red Sox organization.

Has played in 289 games for NYY (2015-17), TOR (2017), TB (2018), TEX (2020), MIN (2021), and BOS (2022)...Also spent time in the CIN (2019) and ARI (2019) organizations.

Selected by NYY in the 5th round of the 2012 June Draft.

Made Opening Day rosters in 2018 (TB) and 2020 (TEX).

During his ML career, has made 43 starts in RF, 40 in LF, 33 in CF, 29 at 2B, and 27 at 1B...Also played 1 game at 3B.

Attended his 9th consecutive Major League Spring Training camp in 2023...Attended 2015-18 as a 40-man roster player and 2019-22 as a non-roster invitee.

Against LHP from 2021-22, batted .333 with a .901 OPS (40-for-120, 14 BB, 2 SF, 8 2B, 4 HR).

Has played in 1 Postseason game...Started at 2B in the 2015 AL Wild Card Game vs. HOU at Yankee Stadium.

Ranked by *Baseball America* as one of the Yankees' top prospects in 2014 (No. 29), 2015 (No. 7), and 2016 (No. 8).

Named an MiLB.com Organization All-Star with the Yankees in 3 consecutive seasons (2013-15).

Selected as a 2014 *Baseball America* Triple-A All-Star.

Named Double-A Eastern League Player of the Week for 5/26-6/1/14 and Triple-A International League Player of the Week for 5/11-17/15.

In 2017-18, played 7 games for Gigantes del Cibao in the Dominican Winter League...Hit .370 (10-for-27).

BACK WHERE IT ALL BEGAN

Rob made his MLB debut at Fenway Park with the Yankees on 7/11/15, starting at 2nd base. The next day in Boston, he collected his 1st career hit (7th-inning single) and his 1st HR, a 2-run shot that gave the Yankees an 8-4 lead in the 9th inning.

MOST MLB GAMES PLAYED BY PLAYERS BORN IN SOUTH KOREA

Player	Games	Years
Shin-Soo Choo	1,652	2005-20
Ji-Man Choi	486	2016-22
Chan Ho Park	380	1994-2010
Hee-Seop Choi	363	2002-05
Byung-Hyun Kim	322	1999-2007
Jung Ho Kang	297	2015-19
Rob Refsnyder	289	2015-22

LEFTY GROOVE

In 2022, Rob ranked among the AL's top 10 vs. LHP in AVG (5th, .359), OBP (10th, .411), SLG (9th, .594), and OPS (7th, 1.005) (min. 50 PA).

A.I. LEADERS VS. LHP IN 2022

Rk.	Player	AVG
1.	Tim Anderson (CWS)	.397
2.	Xander Bogaerts (BOS)	.382
3.	Sam Haggerty (SEA)	.364
4.	Harold Ramírez (TB)	.360
5.	Rob Refsnyder (BOS)	.359

Rk.	Player	OPS
1.	Sam Haggerty (SEA)	1.100
2.	Jose Altuve (HOU)	1.086
3.	Mike Trout (LAA)	1.058
4.	Xander Bogaerts (BOS)	1.038
5.	Mitch Garver (MIN)	1.025
6.	Aaron Judge (NYY)	1.010
7.	Rob Refsnyder (BOS)	1.005

2022 Highlights

- 🔥 Earned the Heart and Hustle Award from the Boston Baseball Writers.
- 🔥 Played 57 games over 2 stints with BOS, batting .307 with an .881 OPS (47-for-153, 17 XBH, 21 RBI, 25 R).
- 🔥 Appeared in RF (28 G, 16 GS), CF (17, 13), and LF (6, 2).
- 🔥 Set career highs in plate appearances (177), at-bats (153), hits (47), doubles (11), HR (6), RBI (21), AVG (.307), OBP (.384), OPS (.881), and fWAR (1.3).
- 🔥 His 6 HR averaged 409 feet, tied with Christian Arroyo for longest among Red Sox (min. 5 HR).
- 🔥 Against LHP, was 23-for-64 (.359) with 9 XBH.
- 🔥 As a pinch-hitter, was 4-for-13 (.308) with 4 BB.
- 🔥 In 25 home games, hit .370 with a .960 OPS (30-for-81, 3 2B, 4 HR, 12 RBI, 4 BB).
- 🔥 Reached base safely in each of his first 15 games with the Red Sox...The most recent players to reach base safely in at least their first 15 games with the Sox were Kevin Millar and Todd Walker in 2003 (both 16).
- 🔥 Also played 42 games for Triple-A Worcester...Hit .306 (45-for-147) with a .953 OPS, 20 XBH, and 28 RBI.

2022 Timeline

- 🔥 Attended ML Spring Training as a non-roster invitee.
- 🔥 Began the season with Worcester...Hit .400 (14-for-35) in 11 games from 4/7-17 (4 2B, HR, 8 RBI, 9 BB).
- 🔥 Selected to the ML roster on 4/19...Played in 3 games (2 starts) before being returned to Worcester on 4/29.
- 🔥 Played in 31 games for the WooSox from 4/30-6/8, hitting .277 (31-for-112, 10 2B, 5 HR, 20 RBI, 19 BB).
- 🔥 Recognized by the Red Sox as the organization's Minor League Hitter of the Month for May.
- 🔥 Selected to the active ML roster on 6/10 and spent the rest of the season with BOS.
- 🔥 On 6/12 at SEA, made a catch in RF to rob Ty France of extra bases in the 8th inning...The play had a catch probability of 20% and preserved the Sox' 1-0 win.
- 🔥 Hit a game-tying 2-run HR in the 7th inning on 6/28 at TOR, his 1st career game-tying RBI in the 7th or later.
- 🔥 Tied a career high with 4 hits on 7/8 vs. NYY, his 2nd career 4-hit game (also 5/17/21 vs. CWS).
- 🔥 On 7/9 vs. NYY, hit a 436-foot solo HR, tied for his longest career HR (also 10/1/15 vs. BOS with NYY).
- 🔥 Placed on the 10-Day Injured List on 8/2 (retro to 7/30) due to a right knee sprain and missed 15 games.
- 🔥 Played in 2 rehab games with Double-A Portland from 8/13-14 (2-for-4, 2B, 2 HR, 3 RBI, 3 BB)...Hit 2 HR on 8/14, his 1st multi-HR game at any level since 5/15/16 with Scranton/Wilkes-Barre.
- 🔥 Reinstated from the IL on 8/16.
- 🔥 On 9/1 vs. TEX, hit a walk-off RBI single in the 9th inning, his 1st career walk-off...Gave the Sox a 9-8 win, capping a 5-run comeback...Also singled in the 7th and walked in the 8th.
- 🔥 Placed on the 10-Day IL on 10/3 due to low back spasms and missed the final 3 games of the season.

ALL IN THE FAMILY

Rob was born in Seoul, South Korea, and adopted by Clint and Jane Refsnyder when he was 5 months old. His older sister, Elizabeth, also was adopted. Elizabeth played softball at Kenyon College (OH); Clint played basketball at Muhlenberg College (PA). Rob's wife, Monica, was an All-American swimmer at the University of Arizona and participated in the 2008 and 2012 United States Olympic Trials.

Personal

- 🔥 Full name is Robert Daniel Refsnyder.
- 🔥 Played 3 seasons at the University of Arizona (2010-12).
- 🔥 Named Most Outstanding Player of the 2012 College World Series as the Wildcats defeated the University of South Carolina...Hit .476 (10-for-21) in Omaha and .352 with a team-high 6 HR and 63 RBI during the season.
- 🔥 Played for Wareham of the Cape Cod Baseball League in 2011...In 39 games, hit .308/.406/.436/.843 (41-for-133, 17 R, 9 2B, 4 3B, 11 RBI, 17 BB).
- 🔥 Won a Gold Medal in 2007 for the 16U USA National Team at the IBAF World Youth Championships in Venezuela.
- 🔥 Graduated from Laguna Hills High School (CA)...Also played basketball and football...As a senior, was named his division's Offensive Player of the Year at quarterback.
- 🔥 Was recruited to play quarterback by multiple Pac-10 Conference colleges.

In the Community

- 🔥 In 2017, spent time in the Dominican Republic working with Striking Out Poverty through Food for the Hungry, a non-profit organization that offers access to clean water, medical aid, food and educational opportunities to children living in underserved areas.
- 🔥 Elected by fans as the AL East Division finalist for the MLBPA's 2016 Marvin Miller Man of the Year Award, which recognizes a player's on-field performances and contributions to his community.
- 🔥 Has partnered with Athlete Brand to design a t-shirt that benefits A Kid's Place, an organization that works to provide stability and care for children removed from their homes due to abuse, neglect, or abandonment.
- 🔥 In 2016, with NYY teammates, visited Harlem Grown garden and joined a class of elementary school students in planting seeds and learning about healthy eating.

Rob Refsnyder, Continued

Rob Refsnyder's Career Record

YEAR	CLUB	AVG	G	AB	R	H	2B	3B	HR	RBI	SH	SF	HB	BB	SO	SB	CS	OBP	SLG	OPS
2012	Charleston	.241	46	162	22	39	8	0	4	22	0	1	3	16	25	11	1	.319	.364	.683
2013	Charleston	.370	13	54	9	20	4	1	0	6	0	0	2	6	12	7	0	.452	.481	.933
	Tampa	.283	117	413	66	117	28	2	6	51	2	3	11	78	70	16	6	.408	.404	.812
2014	Trenton	.342	60	228	35	78	19	5	6	30	0	0	2	14	38	5	5	.385	.548	.934
	Scranton/WB	.300	77	287	47	86	19	1	8	33	1	2	2	41	67	4	4	.389	.456	.845
2015	Scranton/WB	.271	117	450	66	122	28	2	9	56	1	6	9	56	73	12	2	.359	.402	.761
	NEW YORK-AL	.302	16	43	3	13	3	0	2	5	0	0	0	3	7	2	0	.348	.512	.860
2016	Scranton/WB	.316	54	209	25	66	10	1	2	20	0	3	1	17	30	6	0	.365	.402	.767
	NEW YORK-AL	.250	58	152	25	38	9	0	0	12	0	3	1	18	30	2	1	.328	.309	.637
2017	Scranton/WB	.312	38	138	20	43	11	2	2	12	0	2	4	15	30	2	1	.390	.464	.854
	NEW YORK-AL	.135	20	37	3	5	1	1	0	0	0	0	0	3	8	2	0	.200	.216	.416
	Buffalo	.417	4	12	3	5	1	0	0	2	0	0	0	3	2	0	0	.533	.500	1.033
	TORONTO	.196	32	51	5	10	1	0	0	0	0	0	1	5	9	2	1	.281	.216	.496
2018	TAMPA BAY	.167	40	84	10	14	3	0	2	5	0	0	0	18	26	0	2	.314	.274	.588
	Durham	.283	51	184	31	52	10	0	4	15	0	1	4	18	46	0	0	.357	.402	.760
2019	Red Sox	.000	1	4	0	0	0	0	0	0	0	0	0	0	1	0	0	.000	.000	.000
	Louisville	.315	85	298	42	94	21	2	10	45	0	4	1	31	86	0	2	.377	.500	.877
	AZL Reds	.333	2	9	1	3	1	0	0	1	0	0	1	0	1	0	0	.400	.444	.844
2020	TEXAS	.200	15	30	4	6	1	0	0	1	0	1	1	2	11	0	0	.265	.233	.498
2021	St. Paul	.318	18	66	13	21	5	0	5	14	0	1	1	12	13	0	0	.425	.621	1.046
	MINNESOTA	.245	51	139	21	34	7	0	2	12	0	1	0	17	40	1	0	.325	.338	.663
2022	Worcester	.306	42	147	31	45	14	0	6	28	0	2	5	28	42	4	0	.429	.524	.953
	BOSTON	.307	57	153	25	47	11	0	6	21	0	3	6	15	46	1	1	.384	.497	.881
	Portland	.750	2	4	4	3	1	0	2	3	0	0	0	3	0	0	0	.857	2.500	3.357
Major League Totals		.242	289	689	96	167	36	1	12	56	0	8	9	81	177	10	5	.327	.350	.677
Minor League Totals		.298	727	2665	415	794	180	16	64	338	4	25	46	338	536	67	21	.383	.450	.833
Red Sox Totals		.307	57	153	25	47	11	0	6	21	0	3	6	15	46	1	1	.384	.497	.881

2012: Signed by the New York Yankees as a 5th-round selection in the 2012 June Draft; **2017:** Acquired by the Toronto Blue Jays in exchange for 1B Ryan McMahon, 7/23; Claimed off waivers by the Cleveland Indians, 11/20; **2018:** Acquired by the Tampa Bay Rays in exchange for cash considerations, 3/27; Signed by the Arizona Diamondbacks as a minor league free agent, 11/26; **2019:** Acquired by the Cincinnati Reds in exchange for a player to be named later, 4/7; Signed by the Texas Rangers as a minor league free agent, 12/5; **2020:** Signed by the Minnesota Twins as a minor league free agent, 11/23; On injured list with a concussion, 6/1-7; On injured list with a left hamstring strain, 6/14-8/4; On injured list with a right elbow impingement, 9/18 through end of season; **2021:** Signed by the Boston Red Sox as a minor league free agent, 12/1; **2022:** On injured list with a right knee sprain, 7/30-8/15; On injured list with low back spasms, 10/3 through end of season; Signed by the Boston Red Sox as a free agent, 11/9

Wild Card Record

YEAR	CLUB	AVG	G	AB	R	H	2B	3B	HR	RBI	SH	SF	HB	BB	SO	SB	CS	OBP	SLG	OPS
2015	NY Yankees vs. HOU	.000	1	3	0	0	0	0	0	0	0	0	0	0	0	0	0	.000	.000	.000

Career Fielding Record

POS	PCT.	G	GS	PO	A	E	TC	DP
1B	.986	36	27	207	5	3	215	15
2B	.957	43	29	41	93	6	140	17
3B	-	1	0	0	0	0	0	0
OF	.988	166	116	230	10	4	244	2

Career Single-Game Highs

HITS: 4, 2x, last 7/8/22 vs. NY Yankees; **DOUBLES:** 3, 8/19/22 at BAL; **HOME RUNS:** 1, 12x, last 9/26/22 vs. BAL; **RBI:** 3, 3x, last 9/26/22 vs. BAL; **RUNS SCORED:** 3, 5/25/21 vs. BAL; **WALKS:** 2, 7x, last 9/4/21 at TB; **STRIKEOUTS:** 4, 8/11/17 vs. PIT; **STOLEN BASES:** 1, 10x, last 9/4/22 vs. TEX; **HITTING STREAK:** 6, 2x, last 6/14-24/22; **EJECTIONS (0)**

Home Run Notes

MULTI-HOME RUN GAMES (0); 2-HOME RUN GAMES (0); LEADOFF (0); GRAND SLAMS (0); PINCH-HIT (0); EXTRA-INNING (0); GAME-ENDING (0); INSIDE-THE-PARK (0)

Major League Firsts

GAME: 7/11/15 at BOS (started at 2B); **HIT:** 7/12/15 at BOS off Tommy Layne (single, 7th inning); **HOME RUN:** 7/12/15 at BOS off Alexi Ogando (2-run, 9th inning); **GAME-ENDING RBI:** 9/1/22 vs. TEX (RBI single off Jonathan Hernandez, 9th inning)

57 JOELY RODRIGUEZ

LHP



Bats: Left • **Throws:** Left • **Height:** 6-1 • **Weight:** 223

Opening Day Age: 31 • **MLB Service:** 3 years, 96 days

Born: 11/14/1991 in Santo Domingo, DR

Acquired: Signed as a free agent on 11/23/2022

Contract Status: Signed through 2023

Career Highlights

- Is in his 15th professional season, his 1st with BOS.
- Has made 157 appearances for PHI (2016-17), TEX (2020-21), NYY (2021), and NYM (2022)...Each of his 157 outings has been in relief, after 105 of his 238 in the minors were starts.
- Has also spent time in the PIT (2009-14) and BAL (2018) systems...Originally signed by PIT as an international free agent in March 2009.
- Made at least 50 appearances in each of the last 2 seasons: career-high 55 in 2022 and 52 in 2021.
- Ranked by *Baseball America* as one of his organization's top prospects in 2014 (No. 30, PIT), 2015 (No. 24, PHI), and 2017 (No. 23, PHI).
- Pitched for Gigantes Del Cibao in the Dominican Winter League each season from 2013-17...Posted a 3.64 ERA (27 ER/66.2 IP) in 41 appearances (8 starts).
- Pitched for Scottsdale in the Arizona Fall League in 2014...Named to the All-Prospect Team after going 3-0 with a 2.38 ERA (6 ER/22.2 IP) in 7 starts...Named AFL Pitcher of the Week for 10/22-28.

2022 Highlights

- Set career highs in appearances (55), innings pitched (50.1), and strikeouts (57) for the Mets.
- Attended Spring Training with the Yankees after signing with the club as a free agent in November 2021... Traded to the Mets on 4/3 and spent the remainder of the season with them.
- Allowed an average exit velocity of 85.3 MPH, the best rate of his career.
- 37 of his 55 appearances were scoreless (67.3%).
- Led Mets LHP in appearances, tied for 12th most among NL lefties.
- Limited RHH to a .220 AVG/.625 OPS and LHH to a .233 AVG/.646 OPS.
- In 28 home outings, posted a 3.49 ERA (11 ER/28.1 IP).
- Allowed 5 ER in his first 4 outings before posting a 0.79 ERA (1 ER/11.1 IP) in his next 14 (4/19-5/27).
- Went 2-2 with a 2.74 ERA, 1.09 WHIP, and .224 opponent AVG in 21 outings from 8/1 through the end of the season (23.0 IP, 19 H, 7 ER, 6 BB, 24 SO).
- Tossed a season-high 2.1 IP on 8/7 vs. ATL (1 H, 4 SO).
- Retired 16 consecutive batters across 5 appearances from 9/12-24.
- Earned the win in back-to-back outings on 9/18 vs. PIT and 9/20 at MIL (0 wins in first 49 outings).
- Was on NYM's roster for their Wild Card Series against SD but did not pitch.

RODRIGUEZ'S 2022 MLB PERCENTILE RANKINGS

Stat	Value	Percentile
Avg. exit velocity	85.3 MPH	96th
Barrel %	3.8%	95th
Chase rate	34.7%	94th
Hard-hit %	31.8%	91st
xSLG	.327	84th
Whiff %	29.2%	74th

Source: Baseball Savant

LOWEST AVERAGE EXIT VELOCITY AMONG LEFT-HANDED PITCHERS IN 2022 (MIN. 100 BATTED BALLS)

Rk.	Pitcher	AVG
1.	Caleb Thielbar	84.9
2.	Tyler Anderson	85.0
T3.	Ryan Yarbrough	85.1
T3.	Hoby Milner	85.1
5.	Lucas Luetge	85.2
6.	Joely Rodriguez	85.3

Source: Baseball Savant

AROUND THE WORLD

- Joely pitched for Chunichi in Japan's Nippon Professional Baseball (2018-19). In 90 relief appearances, he posted a 1.85 ERA with 10.57 SO/9.0 IP.
- Led NPB with a 1.64 ERA in 2019 (min. 60.0 IP) and ranked among leaders in SO/9.0 IP (3rd, 11.49), SO/BB (3rd, 5.50), and opponent AVG (4th, .194).
- Led the Central League in 2019 with 41 holds (2nd in NPB) and ranked among league leaders in appearances (8th, 64) and relief innings (10th, 60.1).
- While pitching for Chunichi, played with former Red Sox RHP Daisuke Matsuzaka.

Personal

- Full name is Joely (joh-EH-lee) Rodriguez Sanchez.
- Married to Yenelyn Estrella...The couple has a daughter, Annalisses.
- Attended Colegio Maternal Lyly High School in Santo Domingo, DR...According to Baseball-Reference, is the only player to attend the school and appear in the majors.

Joely
Rodriguez

Joely Rodriguez, Continued

Joely Rodriguez's Career Record

YEAR	CLUB	W-L	ERA	G-GS	CG-SHO	SV	IP	H	R	ER	HR	HB	BB	SO	SO/9	WHIP	AVG
2009	DSL Pirates	2-5	4.60	12-12	0-0	0	47.0	53	29	24	1	1	24	24	4.60	1.64	.291
2010	GCL Pirates	2-2	3.99	12-9	0-0	1	47.1	44	25	21	10	0	7	26	4.94	1.08	.240
	State College	0-0	6.75	2-0	0-0	0	4.0	6	4	3	0	0	2	2	4.50	2.00	.333
2011	State College	0-1	5.40	2-1	0-0	0	5.0	12	5	3	0	0	1	3	5.40	2.60	.444
2012	State College	3-4	4.50	14-14	0-0	0	64.0	74	37	32	2	1	15	32	4.50	1.39	.298
2013	West Virginia	5-5	2.72	14-14	0-0	0	72.2	79	36	22	4	4	20	57	7.06	1.36	.280
	Bradenton	4-3	2.67	12-12	0-0	0	67.1	63	24	20	4	0	19	44	5.88	1.22	.251
2014	Altoona	6-11	4.84	30-21	2-0	1	134.0	151	80	72	10	1	43	73	4.90	1.45	.289
2015	Lehigh Valley	2-6	6.32	13-13	1-0	0	68.1	89	48	48	3	1	37	33	4.35	1.84	.321
	Reading	5-4	5.90	19-8	0-0	0	61.0	73	41	40	8	0	20	41	6.05	1.52	.302
2016	Reading	7-0	2.57	33-0	0-0	2	49.0	46	18	14	3	0	16	41	7.53	1.27	.260
	Clearwater	0-0	0.00	7-0	0-0	3	8.1	3	0	0	0	0	1	10	10.80	0.48	.107
	Lehigh Valley	0-0	2.79	13-0	0-0	0	19.1	16	6	6	0	0	6	18	8.38	1.14	.232
	PHILADELPHIA	0-0	2.79	12-0	0-0	0	9.2	8	3	3	0	1	4	7	6.52	1.24	.235
2017	PHILADELPHIA	1-2	6.33	26-0	0-0	0	27.0	37	26	19	4	4	15	18	8.38	1.93	.325
	Round Rock	2-0	6.33	22-0	0-0	0	27.0	31	20	19	6	2	18	21	7.00	1.81	.292
2018	Norfolk	5-3	4.56	33-1	0-0	2	49.1	49	28	25	1	3	18	52	9.49	1.36	.250
	Chunichi (NPB)	0-3	2.16	31-0	0-0	1	33.1	25	10	8	1	1	14	31	8.37	1.17	
2019	Chunichi (NPB)	3-4	1.64	64-0	0-0	1	60.1	42	13	11	3	3	14	77	11.49	0.93	
2020	TEXAS	0-0	2.13	12-0	0-0	0	12.2	8	3	3	0	0	5	17	12.08	1.03	.174
2021	TEXAS	1-3	5.93	31-0	0-0	1	27.1	32	19	18	3	0	12	30	9.88	1.61	.288
	NEW YORK-AL	1-0	2.84	21-0	0-0	0	19.0	21	8	6	1	0	6	17	8.05	1.42	.304
2022	NEW YORK-NL	2-4	4.47	55-0	0-0	0	50.1	42	28	25	3	1	26	57	10.19	1.35	.226
Major League Totals		5-9	4.56	157-0	0-0	1	146.0	148	87	74	11	6	68	146	9.00	1.48	.264
Minor League Totals		43-44	4.34	238-105	3-0	9	723.2	789	401	349	52	13	247	477	5.93	1.43	.281
Japan Totals		3-7	1.85	90-0	0-0	2	87.2	64	22	18	4	4	28	103	10.57	1.05	

2009: Signed by the Pittsburgh Pirates as a non-drafted free agent (signed by René Gayo and Ellis Peña), 3/31; **2014:** Acquired by the Philadelphia Phillies in exchange for LHP Antonio Bastardo, 12/10; **2017:** Acquired by the Texas Rangers in exchange for a player to be named later, 6/13; Signed by the Baltimore Orioles as a minor league free agent, 11/28; **2019:** Signed by the Texas Rangers as a free agent, 12/16; **2021:** Acquired by the New York Yankees with OF Joey Gallo in exchange for RHP Glenn Otto and INFs Josh H. Smith, Ezequiel Duran, and Trevor Hauver, 7/29; Signed by the New York Yankees as a free agent, 11/10; **2022:** Acquired by the New York Mets in exchange for RHP Miguel Castro, 4/3; Signed by the Boston Red Sox as a free agent, 11/23.

Wild Card Record

YEAR	CLUB	W-L	ERA	G-GS	CG-SHO	SV	IP	H	R	ER	HR	HB	BB	SO	SO/9	WHIP	AVG
2022	NYM vs. SD	0-0	--	0-0	0-0	0	0.0	0	0	0	0	0	0	0	-	-	-

Career Single-Game Highs

INNINGS: 3.0, 10/2/21 vs. TB; **STRIKEOUTS:** 5, 9/18/22 vs. PIT; **HITS:** 6, 5/18/17 at TEX; **RUNS:** 7, 5/18/17 at TEX; **WALKS:** 4, 5/4/17 at CHC; **HOME RUNS:** 1, 11x, last 9/9/22 at MIA; **SCORELESS INNINGS STREAK:** 10.0, 4/19-5/13/21; **EJECTIONS (0)**

Major League Firsts

APPEARANCE: 9/11/16 at WSH (0.1 IP, entered in the 8th inning); **STRIKEOUT:** 9/16/16 vs. MIA (Chris Johnson, swinging); **WIN:** 4/23/17 vs. ATL (0.2 IP); **SAVE:** 6/23/21 vs. TEX (1.0 IP)

41 CHRIS SALE

LHP

Bats: Left • **Throws:** Left • **Height:** 6-6 • **Weight:** 180
Opening Day Age: 34 • **MLB Service:** 12 years, 61 days
Born: 3/30/1989 in Lakeland, FL
Acquired: From the Chicago White Sox in exchange for 4 minor league players on 12/6/2016
Contract Status: Signed through 2024



The Rundown

- Is in his 14th MLB season, his 7th with the Red Sox... Signed a 5-year extension on 3/23/19 (2020-24).
- Made his MLB debut only 60 days after being selected 13th overall by the White Sox in the 2010 June Draft.
- Pitched in relief in 2010 and 2011, then finished in the top 6 in Cy Young Award voting in each of his first 7 seasons as a starter (2012-18)...The only other pitchers ever to finish in the top 6 in Cy Young Award voting in 7 straight seasons are Greg Maddux (1992-98), Clayton Kershaw (2011-17), and Max Scherzer (2013-19).
- Is a 7-time All-Star (2012-18)...Started 3 consecutive All-Star Games for the AL from 2016-18.
- Has made 5 Opening Day starts (2013, '14, '16, '18, '19).
- Has averaged 11.07 SO/9.0 IP, the highest rate in the Live Ball Era (min. 1,000.0 IP).
- Since the start of 2012, his 40 games with 12+ SO are 16 more than any other pitcher (Scherzer-24, Cole-24).
- Recorded 200+ SO in each of the 7 seasons from 2013-19, including a career-best 308 in 2017.
- Made 25+ starts in each season from 2012-19...The only other AL pitcher to do so in that time was Rick Porcello.
- Closed out the 2018 World Series by striking out the side in the 9th inning of Game 5 at Dodger Stadium.

PERSEVERANCE

From 2012-19, Chris ranked 6th in the majors in innings pitched (1,535.1) and T-12th in starts (232). In the last three seasons (2020-22), he has made 11 starts and thrown 48.1 innings.

- Missed the entire 2020 season due to Tommy John surgery performed on 3/30/20 by Dr. Neal ElAttrache at the Kerlan-Jobe Institute in Los Angeles, CA.
- Made his 2021 debut on 8/14 vs. BAL, 732 days since his last MLB appearance (8/13/19).
- Began the 2022 season on the 60-day IL due to a right rib stress fracture...After pitching 5.0 scoreless innings in his first start of the season (7/12 vs. TB), he was removed in the 1st inning of his next start after being hit in the hand by a line drive...Missed the remainder of the season with a left fifth finger fracture.
- On 8/6/22, suffered an injury during a bicycle accident...On 8/8, underwent an open reduction and internal fixation of a right distal radius (wrist) fracture.

SALE'S CY YOUNG AWARD FINISHES

2012	6th
2013	5th
2014	3rd
2015	4th
2016	5th
2017	2nd
2018	4th

Sale is the only pitcher ever to finish in the top 6 in American League Cy Young Award voting in as many as 7 consecutive years.

SALE'S FIRST 8 SEASONS AS A STARTER (2012-2019)

Stat	AL	MLB
1,896 SO	1st	2nd
3.05 ERA	1st	5th
1.03 WHIP	1st	3rd
11.11 SO/9.0 IP	1st	3rd
5.63 SO/BB	1st	2nd
.219 opponent AVG	1st	4th
.626 opponent OPS	1st	4th
78 games w/10+ SO	1st	2nd
40 games w/12+ SO	1st	1st
<i>Min. 1,000.0 IP</i>		

LEAGUE LEADER

Chris has led the AL in the following categories:

<u>Strikeouts</u>	<u>Innings Pitched</u>
2015 - 274	2017 - 214.1 (led MLB)
2017 - 308 (led MLB)	
<u>*SO/9.0 IP</u>	<u>Complete Games</u>
2014 - 10.76	2013 - 4 (tied)
2015 - 11.82 (led MLB)	2016 - 6 (led MLB)
2017 - 12.93 (led MLB)	<u>*SO/BB</u>
	2015 - 6.52

**Qualifying seasons only*

CHRIS SALE IN THE
LIVE BALL ERA (1920-2022)

Rk.	Pitcher	SO%
1.	Jacob deGrom	30.8
2.	Chris Sale	30.6
3.	Max Scherzer	29.5

Rk.	Pitcher	SO/BB
1.	Chris Sale	5.33
2.	Jacob deGrom	5.30

Rk.	Pitcher	SO/9.0 IP
1.	Chris Sale	11.07
2.	Robbie Ray	11.04
3.	Jacob deGrom	10.91

Rk.	Pitcher	WHIP
1.	Jacob deGrom	0.998
2.	Mariano Rivera	1.000
3.	Clayton Kershaw	1.001
4.	Chris Sale	1.042
5.	Pedro Martinez	1.054

(Min. 1,000.0 IP)

CHRIS SALE'S ALL-TIME
RED SOX RANKINGS

Sale	Rank
12.99 SO/9.0 IP	1st
6.46 SO/BB	1st
.209 opponent AVG	2nd
.620 opponent OPS	2nd
0.998 WHIP	2nd
43 games w/10+ SO	3rd
20 games w/12+ SO	T-2nd

(Min. 500.0 IP)

HIGHEST SO/9.0 IP RATE IN A
SINGLE SEASON (1920-2022)

Rk.	Pitcher (Club)	Year	SO/9.0
1.	Gerrit Cole (HOU)	2019	13.82
2.	Chris Sale (BOS)	2018	13.50
3.	Randy Johnson (ARI)	2001	13.41
4.	Pedro Martinez (BOS)	1999	13.20
5.	Chris Sale (BOS)	2017	12.93

(Min. 150.0 IP)

HIGHEST STRIKEOUT % IN A
SINGLE SEASON (1920-2022)

Rk.	Pitcher (Club)	Year	SO%
1.	Gerrit Cole (HOU)	2019	39.9
2.	Chris Sale (BOS)	2018	38.4
3.	Spencer Strider (ATL)	2022	38.3
4.	Pedro Martinez (BOS)	1999	37.5
5.	Randy Johnson (ARI)	2001	37.4
6.	Chris Sale (BOS)	2017	36.2
7.	Pedro Martinez (BOS)	2001	35.7
8.	Corbin Burnes (MIL)	2021	35.6
9.	Chris Sale (BOS)	2019	35.6

(Min. 100.0 IP)

Major League Records

🔴 Started 3 consecutive All-Star Games from 2016-18, matching the longest streak in MLB history (also Lefty Gomez, 1933-35; and Robin Roberts, 1953-55)...Is the only pitcher ever to start consecutive All-Star Games for 2 different organizations (2016-CWS, 2017-BOS).

🔴 His 3 career immaculate innings (all with BOS) are tied with Sandy Koufax and Max Scherzer for the most by any pitcher on record...Joins Lefty Grove as the only pitchers ever to record multiple immaculate innings in a single season (5/8/19 at BAL and 6/5/19 at KC).

🔴 Has recorded 7 seasons with 200+ SO and 50 or fewer BB, the most in MLB history...The only other pitchers with as many as 5 such seasons are Hall of Famers Pedro Martinez and Roy Halladay (5 each).

🔴 Reached career strikeouts 1,500 and 2,000 in fewer innings than any other pitcher in history (source: Elias), doing so in 1,290.0 IP and 1,626.0 IP, respectively...In 2021, Jacob deGrom broke Sale's record for fewest innings needed to record 1,500 SO, doing so in 1,258.2 IP.

🔴 Is the only pitcher since 1900 with 10+ SO in 4 straight starts while increasing his total in each outing (source: Elias)...Had 10 SO on 5/23/15 vs. MIN, 12 on 5/28/15 at BAL, 13 on 6/3/15 at TEX, and 14 on 6/8/15 vs. HOU.

🔴 Holds the single-season AL record for SO/9.0 IP prior to the All-Star break (13.12 in 2018) (min. 15 GS).

🔴 Holds single-season records for most strikeouts on the road (191 in 2017) and games with 10+ SO on the road (13 in 2017).

🔴 Owns MLB's longest streak with 11+ SO and 1 BB or fewer (5 from 6/19-7/11/18)...No other pitcher has done that in as many as 4 consecutive starts (source: Elias).

🔴 Recorded 3 consecutive starts of 12+ SO with 1 or 0 runs allowed from 5/28-6/8/15, joining Sandy Koufax (3 straight in 1965) as the only MLB pitchers since 1900 to do that (source: Elias).

🔴 Struck out 10+ batters in 8 straight appearances from 5/23-6/30/15 and again from 4/10-5/19/17...Is the only pitcher with multiple double-digit strikeout streaks of at least 8 games (source: Elias).

🔴 In 10 starts from 6/8-8/12/18, struck out 109 batters with a 0.69 ERA (5 ER/65.0 IP)...According to Elias, he is 1 of 2 pitchers ever with 100+ SO and 5 ER or fewer allowed over any 10-start span since ER became an official stat in 1912...He also accomplished that feat in his 10 starts from 6/13-9/11/18 (101 SO, 4 ER)...Jacob deGrom aslo did so in 10 starts in 2021.

🔴 Recorded 12+ SO on just 68 pitches on 8/12/18 at BAL...Is the only MLB pitcher on record to finish a start with 12+ SO on 70 or fewer pitches.

🔴 Is the only pitcher in MLB history with multiple outings of 10+ SO and 1 or 0 hits vs. NYY, having done so on 5/22/14 with CWS and 6/30/18 with BOS (source: Elias).

🔴 Started on Opening Day in 2019 (3/28 at SEA)...He is the only pitcher since at least 1908 to strike out the final batter of a World Series, then strike out the first batter that winning club faced in the following regular season.

🔴 Prior to Sale, the last pitcher to record the final out of a World Series and then throw that winning club's first pitch of the following regular season was SF's Madison Bumgarner (2014-15)...The last AL pitcher to do so was BAL's Scott McGregor (1983-84), and the only other Sox pitcher to do it was Carl Mays (1918-19).

**MOST CONSECUTIVE
GAMES WITH 12+ SO**

Pitcher	G	Year
Randy Johnson	5	1998
Pedro Martinez	5	1999
Chris Sale	5	2015

**MOST CONSECUTIVE
GAMES WITH 10+ SO**

Pitcher	G	Year
Gerrit Cole	9	2019
Chris Sale	8	2015, '17
Pedro Martinez	8	1999

**MOST STARTS WITH 0 WALKS
AND 12+ STRIKEOUTS**

Rk.	Pitcher	Starts
1.	Randy Johnson	15
2.	Gerrit Cole	13
T3.	Roger Clemens	12
T3. Chris Sale	12	
5.	Pedro Martinez	11

**MOST GAMES WITH 10+
STRIKEOUTS, RED SOX HISTORY**

Rk.	Pitcher	Games
1.	Pedro Martinez	72
2.	Roger Clemens	68
3. Chris Sale	43	

**MOST GAMES WITH 12+
STRIKEOUTS, RED SOX HISTORY**

Rk.	Pitcher	Games
1.	Pedro Martinez	30
T2.	Roger Clemens	20
T2. Chris Sale	20	

Red Sox Records

🔴 Is the only pitcher ever to start multiple All-Star Games as a Red Sox (2017, 2018).

🔴 Owns Red Sox career records for SO/9.0 IP (12.99) and SO/BB ratio (6.46) (min. 500.0 IP).

🔴 Holds the Red Sox' single-season record for strikeouts by a LHP (308 in 2017).

🔴 Holds the Red Sox' single-season records for strikeouts prior to the All-Star break (188 in 2018), most games with 10+ strikeouts prior to the break (12 in 2017), and SO/9.0 IP prior to the break (13.12 in 2018).

🔴 Is the only pitcher in Fenway Park history to allow 0 runs and strike out 10+ batters in 3 straight starts at the venue (6/24-7/27/18)...The only other pitchers in the Live Ball Era to record 3 consecutive home starts with 10+ SO and 0 R are Randy Johnson (1998) and Sandy Koufax (1965).

🔴 In June/July 2018, joined Pedro Martinez (April/May 1999) as the only Red Sox ever to be named Player or Pitcher of the Month in back-to-back months.

🔴 Holds the Red Sox' single-game records for strikeouts against the Blue Jays (15 on 5/11/18 at TOR) and against the Rockies (17 on 5/14/19 vs. COL).

🔴 Earned his 1st win with BOS on 4/15/17 vs. TB and recorded 12 SO, the most ever by a pitcher in his 1st win as a member of the Red Sox (source: Elias).

🔴 Began his Red Sox career with 4 consecutive starts in which he threw 7.0+ innings while allowing 2 ER or fewer and 5 hits or fewer...That is the longest such streak to begin a Red Sox career since ER became an official stat.

🔴 On 7/15/17 vs. NYY, struck out 13 Yankees and allowed 3 hits over 7.2 scoreless IP...Is the only BOS pitcher in the Live Ball Era with 13+ SO and 3 or fewer hits in a scoreless start against the Yankees.

🔴 Is the only Red Sox pitcher to throw 6.0+ scoreless innings and allow no more than 1 hit on Opening Day (3/29/18 vs. TB).

🔴 Made 4 straight scoreless starts of 5.0+ IP from 7/11-8/12/18, tied for the longest such streak by a BOS pitcher (also Pedro Martinez in 2002, Luis Tiant in 1972, Ray Culp in 1968, Rube Foster in 1914, and Cy Young in 1903).

🔴 Made 3 straight scoreless starts of 5.0+ IP with 3 or fewer hits allowed from 7/22-8/12/18, tied for the longest such streak by a Red Sox pitcher (also Pedro Martinez in 2002).

🔴 Struck out 10+ batters and allowed 4 or fewer hits in 4 straight starts from 5/3-19/2019...According to Elias, that is tied for the longest such streak ever by a Red Sox pitcher (also Pedro Martinez, 1999).

White Sox Records

🔴 Named to 5 consecutive All-Star teams as a member of the White Sox (2012-16), tied with Billy Pierce (1955-59) for the longest streak by a pitcher in CWS history.

🔴 Owns 4 of the 9 highest single-season SO/9.0 IP marks in CWS history, including a then-franchise-record 11.82 in 2015 (since surpassed).

🔴 Owns the White Sox' 4 highest single-season SO/BB ratios, including a franchise-best 6.52 in 2015.

🔴 Owns the White Sox' single-season strikeout record (274 in 2015).

🔴 Holds the White Sox' record for most consecutive seasons with 200+ SO (4, 2013-16).

🔴 Owns CWS career records for most games with 10+ SO (35), most games with 12+ SO (20), and most games with 10+ SO and 0 BB (7).

🔴 His 75 SO in June 2015 are the most ever by a White Sox pitcher in any calendar month in the Live Ball Era.

🔴 Is the only pitcher in White Sox history to strike out 14+ batters and walk none in a game, doing so on 6/19/15 vs. TEX and 8/26/16 vs. SEA (CWS lost both).

🔴 Allowed 3 or fewer runs in each of his first 11 career starts, joining Gary Peters (16 GS, 1963), Cisco Carlos (13, 1967-68), and Fred Klages (12, 1966-67) as the only pitchers in CWS history to accomplish the feat.

🔴 Became the fastest pitcher in CWS history to reach 200 SO in a season (153.2 IP and 23 GS in 2015) as well as the fastest to reach 500 career SO (472.1 IP)...Dylan Cease then recorded 200 SO in 149.2 IP in 2021.

🔴 Owns the White Sox' single-season records for most games with 10+ SO (13 in 2015), most games with 11+ SO (9 in 2015), most games with 12+ SO (8 in 2015), and most games with 13+ SO (5 in 2015).

Chris Sale, Continued

Additional Career Highlights

🔴 Among active pitchers (min. 1,000.0 IP), ranks 1st in the AL and 3rd in MLB in ERA (3.03)...Also leads the AL in opponent AVG (.218) and WHIP (1.04).

🔴 Named Red Sox Pitcher of the Year by the Boston Baseball Writers in 2017 and 2018.

🔴 Was the only pitcher named to an All-Star team in each of the 7 seasons from 2012-18.

🔴 Is a 4-time AL Pitcher of the Month (September 2012, June 2015, June 2018, July 2018).

🔴 Was the only AL pitcher to win 11+ games in each of the 7 seasons from 2012-18...The only other pitchers to do that were Max Scherzer and Zack Greinke.

🔴 Has thrown 8.0+ innings in 53 starts since 2012, tied for 2nd-most in MLB (Kershaw-61, Price-53).

🔴 Has allowed 1 or 0 runs in 96 of his 243 starts (39.5%), the second most in the AL from 2012-22 (Verlander, 105).

🔴 Has posted a sub-3.50 ERA in 10 of his 11 MLB seasons, including a sub-3.00 mark in 5 of them (1.93 in 2010, 2.11 in 2018, 2.17 in 2014, 2.79 in 2011, 2.90 in 2017).

🔴 Joined Max Scherzer as the only pitchers to record 200+ SO in each of the 7 seasons from 2013-19...Is 1 of 15 pitchers in MLB history to record as many as 7 seasons with 200+ SO...Is 1 of 5 pitchers in MLB history with 200+ SO in 7+ consecutive seasons (also Walter Johnson, Tom Seaver, Roger Clemens, Max Scherzer).

🔴 Joins Roger Clemens (8) and Pedro Martinez (6) as the only Red Sox with 200+ SO in as many as 3 seasons.

🔴 Has held LHH to a .201 AVG and a .524 OPS (244-for-1,212, 12 HR)...Faced 518 consecutive lefties without allowing a HR from 9/8/12-6/10/16.

🔴 Has recorded 10+ SO in 78 starts during his career...That is the 2nd-most in the majors since the start of 2012 (Max Scherzer-104), but 26 more than any other AL pitcher in that time (Justin Verlander-52).

🔴 Recorded 12+ SO in a game 40 times from 2012-22, 16 more than any other pitcher in that span.

🔴 Has 12 career starts with 12+ SO and 0 BB, tied with Roger Clemens for the 3rd-most ever (Randy Johnson-15 and Gerrit Cole-13).

🔴 In 2017, set the AL record for fewest innings needed to reach 200 SO in a season (141.1), then broke his own record in 2018 (136.0)...That record has since been broken.

🔴 Joins Randy Johnson (1997, 1999-2001) and Pedro Martinez (2000) as the only pitchers ever to reach 250 SO in their first 25 games of a season (2017; source: Elias).

🔴 Has produced 4 scoreless streaks of 20.0+ IP: 28.0 from 5/6-6/2/13, 22.2 from 5/23-6/8/15, 21.1 IP from 7/6-26/17, and 35.0 IP from 7/6-9/21/18 (source: STATS)...Recorded MLB's longest scoreless streak (35.0 IP) and longest homerless streak (74.0 IP) of 2018.

🔴 Has struck out 6 consecutive batters faced in a game 3 times: 8/26/16 vs. SEA, 5/11/18 at TOR, and 5/14/19 vs. COL (first 6 batters).

🔴 Is 1 of 4 pitchers in MLB history to record multiple games with 14+ SO and 0 BB in a team loss, having done so 4 times (6/19/15 vs. TEX, 8/26/16 vs. SEA, 5/11/18 at TOR, 5/14/19 vs. COL)...The others are Randy Johnson (3 times), Jacob deGrom (twice) and Justin Verlander (twice).

CHRIS SALE'S 7 STARTS FROM JUNE 24-AUGUST 12, 2018

In 7 starts from 6/24-8/12/18, Chris went 6-0 with a 0.20 ERA (1 ER/44.0 IP), the lowest mark by a Red Sox pitcher over any 7-start span since ER became an official stat in the AL in 1913 (source: Elias).

🔴 The last pitcher with a 0.20 ERA or lower over a 7-start span (min. 15.0 IP) was Bob Gibson in his 1968 MVP season (0.14 ERA from 6/6-7/6, source: Elias).

Game	Stats
6/24 vs. SEA	7.0 IP, 4 H, 0 R, 1 BB, 13 SO
6/30 at NYY	7.0 IP, 1 H, 0 R, 1 BB, 11 SO
7/6 at KC	6.0 IP, 5 H, 1 R, 1 BB, 12 SO
7/11 vs. TEX	7.0 IP, 6 H, 0 R, 1 BB, 12 SO
7/22 at DET	6.0 IP, 2 H, 0 R, 0 BB, 9 SO
7/27 vs. MIN	6.0 IP, 3 H, 0 R, 2 BB, 10 SO
8/12 at BAL	5.0 IP, 1 H, 0 R, 0 BB, 12 SO
Totals:	0.20 ERA, 44.0 IP, 22 H, 1 R, 6 BB, 79 SO

🔴 Is 1 of 6 pitchers since 1900 to allow 1 or 0 hits and strike out 10+ batters in consecutive starts, doing so on 4/17/14 vs. BOS and 5/22/14 vs. NYY (source: Elias)...The others are R.A. Dickey (2012), Max Scherzer (2015), Mike Clevinger (2019), Blake Snell (2021), and Cristian Javier (2022).

🔴 In 2015, became the 1st pitcher since Pedro Martinez (2002) to lead the AL in both SO (274) and SO/BB (6.52).

🔴 Won his first 9 starts of 2016, the 2nd-longest season-opening streak in White Sox history behind Eddie Cicotte (12 in 1919) and tied for 8th-longest in the Modern Era (since 1900) at the time...Had a 1.58 ERA in those games.

🔴 Tossed 7.0+ innings and allowed 2 or fewer ER in each of his first 6 starts of 2017, joining Dave 'Boo' Ferriss (8, 1945) and Ernie Shore (6, 1914) as the only pitchers to begin a Red Sox career with such a streak since earned runs became an official stat in the AL in 1913.

🔴 Led MLB with 10 scoreless starts of 6.0+ IP in 2017, tied with Smoky Joe Wood (1912) for the 2nd-most by a Red Sox in a single season (Cy Young had 11 in 1904).

🔴 Is 1 of 6 LHP in MLB history to record 15+ SO with 1 or 0 hits allowed, doing so on 8/16/15 vs. CHC...The others are Randy Johnson (4x), Clayton Kershaw, Jon Lester, Warren Spahn, and Danny Duffy (once each).

🔴 Was the only player from the 2010 June Draft to appear in the majors that season...Became the 1st White Sox pitcher to make his MLB debut in the same year he was drafted since Alex Fernandez in 1990.

🔴 Following the 2010 season, ranked by *Baseball America* as the White Sox' No. 1 prospect and the No. 20 prospect in all of baseball...Also ranked as having the best fastball, changeup, and slider in the CWS system.

2022 Highlights

- 🔥 Missed the majority of the season on the injured list, making 2 starts for BOS during July.
- 🔥 Did not appear in a game during spring training... Began the season on the 60-Day Injured List due to a right rib stress fracture.
- 🔥 Made 4 rehab starts with the Rookie-level FCL Red Sox, Double-A Portland, and Triple-A Worcester.
- 🔥 Allowed 1 run over 3.2 innings across 2 starts for the FCL Red Sox from 6/20-25 (4 H, HBP, BB, 7 SO).
- 🔥 Started for Portland on 6/30 vs. New Hampshire... Gave up 1 run in 4.0 innings (4 H, 7 SO).
- 🔥 Made his final rehab start for Worcester on 7/6 vs. Scranton/Wilkes-Barre... Surrendered 1 run in 3.2 innings (3 H, 5 BB, 5 SO).
- 🔥 Reinstated from the injured list on 7/12 and tossed 5.0 scoreless innings vs. TB that night (3 H, BB, 5 SO).
- 🔥 Exited his start on 7/17 at NYY in the 1st inning after being hit in the hand by a batted ball (0.2 IP, 2 H, 3 R, HBP).
- 🔥 Placed on the 15-Day Injured List on 7/22 (retro to 7/19) due to a left fifth finger fracture.
- 🔥 On 8/6, suffered a right wrist injury during a bicycle accident.
- 🔥 On 8/8, underwent an open reduction and internal fixation of a right distal radius (wrist) fracture... The procedure was performed by Dr. Matthew Leibman at the Newton-Wellesley Outpatient Surgery Center in Wellesley, MA.
- 🔥 Transferred to the 60-Day Injured List on 8/13.

MOST CONSECUTIVE SEASONS WITH 200+ STRIKEOUTS

Rk.	Pitcher	Seasons
1.	Tom Seaver	9 (1968-76)
2.	Max Scherzer	8 (2012-19)
T3.	Roger Clemens	7 (1986-92)
T3.	Walter Johnson	7 (1910-16)
T3.	Chris Sale	7 (2013-19)

RED SOX IMMACULATE INNINGS

Chris Sale has recorded 3 immaculate innings, tied with Sandy Koufax and Max Scherzer for the most by any pitcher on record.

Pitcher	Game	Inning
Pedro Martinez	5/18/02 vs. SEA	1st
Clay Buchholz	8/16/12 at BAL	6th
Craig Kimbrel	5/11/17 at MIL	9th
Rick Porcello	8/9/17 at TB	5th
Chris Sale	5/8/19 at BAL	7th
Chris Sale	6/5/19 at KC	8th
Chris Sale	8/26/21 vs. MIN	3rd

ONE-TWO PUNCH

Chris Sale recorded 14 SO and 0 BB on 5/8/19 vs. BAL (8.0 IP, 3 H), then had a career-high 17 SO and 0 BB on 5/14/19 vs. COL (7.0 IP, 3 H)...According to Elias:

- 🔥 Sale became just the 2nd pitcher since 1900 to strike out 30+ batters and walk none over a 2-start span, joining Dwight Gooden in 1984.
- 🔥 Sale became the 1st pitcher ever with 17+ SO in a start of 7.0 IP or fewer.
- 🔥 Sale is the only pitcher ever to allow 3 or fewer hits with 14+ SO and 0 BB in consecutive starts.
- 🔥 Sale is only the 2nd Red Sox pitcher ever to post back-to-back starts of at least 10 SO and 0 BB, joining Cy Young (9/19 & 9/23, 1905).
- 🔥 It had been 19 years since a Sox pitcher struck out 17+ batters (Pedro Martinez, 17, 5/6/00 vs. TB).
- 🔥 Sale struck out his first 6 batters on 5/14 vs. COL, the longest streak of his career to begin a game, and tied for the longest by a Red Sox in the Expansion Era (1961-present)...Ray Culp struck out his first 6 batters faced on 5/11/70 at CAL.

SALE RECORDS 308 STRIKEOUTS IN 2017

- 🔥 According to Elias, in only 2 of the 34 previous 300-SO seasons since 1900 did a pitcher have fewer walks than Sale did (41) at the time of No. 300: Curt Schilling in 2002 (31) and Pedro Martinez in 1999 (37).
- 🔥 Sale joined Randy Johnson (1999 with ARI), Nolan Ryan (1989 with TEX & 1972 with CAL), and Steve Carlton (1972 with PHI) as the only pitchers since 1900 to record 300+ SO in his 1st season with a franchise.
- 🔥 Sale reached 300 SO in 209.1 IP...Only Johnson (197.2 in 2001) and Martinez (203.2 in 1999) have done it faster.

Chris Sale, Continued

HIGHEST SO/9.0 IP RATE VS. AL EAST OPPONENTS, LIVE BALL ERA

Opponent	Pitcher	SO/9
Baltimore Orioles	Chris Sale	12.53
Boston Red Sox	Nolan Ryan	11.15
New York Yankees	Chris Sale	11.65
Tampa Bay Rays	Chris Sale	12.68
Toronto Blue Jays	Chris Sale	10.78

Min. 100.0 IP

EASTERN STANDARD

Chris has a sub-3.00 ERA against 4 of the 5 AL East clubs: BAL (2.71), BOS (2.29), TB (2.82), and TOR (2.93)...He has a 3.12 ERA against NYY.

🔥 Has posted a 2.82 ERA (175 ER/557.2 IP) at the 5 AL East ballparks: Camden Yards (2.20), Fenway Park (3.15), Rogers Centre (2.13), Tropicana Field (1.96), and Yankee Stadium (3.96).

🔥 Has averaged 12.68 SO/9.0 IP vs. the Rays and 12.53 SO/9.0 IP vs. the Orioles, two of the three highest marks for any pitcher against any single opponent in the Live Ball Era (min. 100.0 IP)...Kenley Jansen has averaged 12.60 SO/9.0 IP vs. ARI.

🔥 Had 192 SO vs. AL East clubs in 2017, the highest single-season total ever against the division.

Personal

🔥 Full name is Christopher Allen Sale.

🔥 He and his wife, Brianne, have 3 sons: Rylan, Brayson, and Camden.

🔥 Pitched at Florida Gulf Coast University from 2008-10...His number (41) was retired by the school on 1/31/15...Was inducted into the school's inaugural Athletics Hall of Fame (Class of 2021), as well as the ASUN Conference's inaugural Hall of Fame (Class of 2015).

🔥 Named 2010 National Player of the Year by *Collegiate Baseball* after going 11-0 with a 2.01 ERA (23 ER/103.0 IP).

🔥 Named by *Baseball America* as the No. 1 prospect in the Cape Cod League in 2009 after going 4-2 with a 1.47 ERA (9 ER/55.0 IP) and 57 SO for Yarmouth-Dennis.

🔥 Graduated in 2007 from Lakeland (FL) High School...Selected by COL in the 21st round of the June Draft, but did not sign.

In the Community

🔥 In 2021, served as captain of The BASE, an urban academy that leverages sports as a vehicle to engage youth in a positive, success-driven culture.

🔥 During the 2021 season, purchased suites for 2 games for soldiers and veterans.

🔥 On 12/6/19, donated \$1 million to Florida Gulf Coast University at the school's annual Night at the Nest Gala fundraiser...It is the largest donation ever by a former FGCU athlete and the largest by an FGCU alum (Chris's wife, Brianne, graduated from FGCU).

LOWEST WHIP IN A SINGLE SEASON, RED SOX HISTORY

Rk.	Pitcher	Year	WHIP
1.	Pedro Martinez	2000	0.74
2.	Chris Sale	2018	0.86
3.	Cy Young	1905	0.87

LOWEST OPPONENT AVERAGE IN A SINGLE SEASON, RED SOX HISTORY

Rk.	Pitcher	Year	AVG
1.	Pedro Martinez	2000	.167
2.	Chris Sale	2018	.181
3.	Dick Radatz	1964	.186

Min. 150.0 IP

MOST STRIKEOUTS IN A SEASON, RED SOX HISTORY

Rk.	Pitcher	SO
1.	Pedro Martinez	313 (1999)
2.	Chris Sale	308 (2017)
3.	Roger Clemens	291 (1988)

MOST GAMES WITH 10+ STRIKEOUTS IN A SEASON, RED SOX HISTORY

Rk.	Pitcher	SO
1.	Pedro Martinez	19 (1999)
2.	Chris Sale	18 (2017)

🔥 Is a regular participant in meet-and-greet events, including with individuals and patients from Boston Children's Hospital, the Jimmy Fund, and the Home Base program, as well as military veterans and 2013 Boston Marathon survivors.

🔥 Visited the Walter Reed Medical Center in Washington, DC, in May 2019.

🔥 On 1/30/18, helped deliver nearly 10 tons of supplies to aid Hurricane Maria recovery efforts in Puerto Rico...Helped distribute food, water, and supplies to nearly 300 families, and athletic gear to roughly 100 children.

🔥 Attended Red Sox Winter Weekend in January 2017, 2018, 2019, and 2023, signing autographs, posing for pictures with fans, and taking part in panel discussions.

🔥 In spring training, has visited Golisano Children's Hospital and taken part in the annual Children's Hospital Celebrity Golf Classic...In 2019, met with the Parkland Little League team and a group from the Sunshine Kids.

🔥 Has participated in several events that benefit the Red Sox Foundation and the BoSox Club.

🔥 For the White Sox, visited patients at Lurie Children's Hospital each season from 2013-16...In 2015, participated in the Comer Teen Program and hosted a Bear Necessities event at U.S. Cellular Field.

🔥 In 2013, hosted families through the Make-A-Wish Foundation...In 2011-12, participated in the Charities Celebrity Bowling Classic and played video games with troops serving overseas as part of the "Pros vs. G.I. Joes" event.

🔥 Also visited kids at the Bulls/Sox Academy, read to children at a local library in Glendale, AZ, and visited veterans at the Hines (IL) VA Hospital.

Chris Sale's Career Record

YEAR	CLUB	W-L	ERA	G-GS	CG-SHO	SV	IP	H	R	ER	HR	HB	BB	SO	SO/9	WHIP	AVG
2010	Winston-Salem	0-0	2.25	4-0	0-0	0	4.0	3	2	1	0	0	2	4	9.00	1.25	.200
	Charlotte	0-0	2.84	7-0	0-0	0	6.1	3	2	2	2	0	4	15	22.13	1.11	.136
	CHICAGO-AL	2-1	1.93	21-0	0-0	4	23.1	15	5	2	0	10	32	12.34	1.07	.185	
2011	CHICAGO-AL	2-2	2.79	58-0	0-0	8	71.0	52	22	22	6	2	27	79	10.01	1.11	.203
2012	CHICAGO-AL	17-8	3.05	30-29	1-0	0	192.0	167	66	65	19	6	51	192	9.00	1.14	.235
2013	CHICAGO-AL	11-14	3.07	30-30	4-1	0	214.1	184	81	73	23	14	46	226	9.49	1.07	.230
2014	CHICAGO-AL	12-4	2.17	26-26	2-0	0	174.0	129	48	42	13	11	39	208	10.76	0.97	.205
	Charlotte	0-0	0.00	1-1	0-0	0	4.0	1	0	0	0	0	2	11	24.75	0.75	.077
2015	CHICAGO-AL	13-11	3.41	31-31	1-0	0	208.2	185	88	79	23	13	42	274	11.82	1.09	.233
2016	CHICAGO-AL	17-10	3.34	32-32	6-1	0	226.2	190	88	84	27	17	45	233	9.25	1.04	.227
2017	BOSTON	17-8	2.90	32-32	1-0	0	214.1	165	73	69	24	8	43	308	12.93	0.97	.208
2018	BOSTON	12-4	2.11	27-27	0-0	0	158.0	102	39	37	11	14	34	237	13.50	0.86	.181
2019	BOSTON	6-11	4.40	25-25	1-1	0	147.1	123	80	72	24	13	37	218	13.32	1.09	.221
2020	BOSTON	Did Not Pitch															
2021	FCL Red Sox	0-0	0.00	1-1	0-0	0	3.0	4	0	0	0	0	0	5	15.00	1.33	.308
	Portland	0-0	2.45	2-2	0-0	0	7.1	6	2	2	1	1	1	15	18.41	0.95	.214
	Worcester	1-0	0.93	2-2	0-0	0	9.2	7	1	1	0	0	4	15	13.97	1.14	.194
2022	BOSTON	5-1	3.16	9-9	0-0	0	42.2	45	19	15	6	4	12	52	10.97	1.34	.269
	FCL Red Sox	0-0	2.45	2-2	0-0	0	3.2	4	1	1	0	1	1	7	17.20	1.36	.267
	Portland	0-0	2.25	1-1	0-0	0	4.0	4	1	1	0	0	7	7	15.75	1.00	.267
	Worcester	0-0	2.45	1-1	0-0	0	3.2	3	1	1	0	0	5	5	12.27	2.18	.231
	BOSTON	0-1	3.18	2-2	0-0	0	5.2	5	3	2	0	1	1	5	7.94	1.06	.217
Major League Totals		114-75	3.03	323-243	16-3	12	1678.0	1362	612	565	178	103	387	2064	11.07	1.04	.219
Minor League Totals		1-0	1.77	21-10	0-0	0	45.2	35	10	9	3	2	19	84	16.55	1.18	.206
Red Sox Totals		40-25	3.09	95-95	2-1	0	568.0	440	214	195	65	40	127	820	12.99	1.00	.209

2007: Selected by the Colorado Rockies in the 21st round of the June Draft (did not sign); **2010:** Signed by the Chicago White Sox as a 1st-round selection (13th overall) in the June Draft (signed by Jose Ortega); **2014:** On disabled list with a flexor muscle strain in his left arm, 4/18-5/21; **2015:** On disabled list with a right foot cuboid avulsion fracture, 3/27-4/11; **2016:** Acquired by the Boston Red Sox in exchange for INF Yoán Moncada, OF Luis Alexander Basabe, and RHPs Michael Kopech and Victor Diaz, 12/6; **2018:** On disabled list with mild left shoulder inflammation, 7/28-8/11; On disabled list with mild left shoulder inflammation, 8/15-9/10; **2019:** On injured list with left elbow inflammation, 8/14 through end of season; **2020:** On injured list recovering from Tommy John surgery, 6/28 through end of season; **2021:** On injured list recovering from Tommy John surgery, 2/18-8/13; On COVID-19 Related Injured List, 9/10-16; **2022:** On injured list with a right rib stress fracture, 4/4-7/11; On injured list with a left fifth finger fracture, 7/19 through end of season

Postseason Record

W-L	ERA	G-GS	CG-SHO	SV	IP	H	R	ER	HR	HB	BB	SO	SO/9	WHIP	AVG
1-2	5.76	7-4	0-0	0	25.0	24	16	16	5	1	9	36	12.96	1.32	.247

Division Series Record

YEAR	CLUB	W-L	ERA	G-GS	CG-SHO	SV	IP	H	R	ER	HR	HB	BB	SO	SO/9	WHIP	AVG
2017	BOS vs. HOU	0-2	8.38	2-1	0-0	0	9.2	13	9	9	4	0	1	12	11.17	1.45	.310
2018	BOS vs. NYY	1-0	2.84	2-1	0-0	0	6.1	5	2	2	0	0	2	9	12.79	1.11	.217
2021	BOS vs. TB	0-0	45.00	1-1	0-0	0	1.0	4	5	5	1	0	1	2	18.00	5.00	.571
Division Series Totals		1-2	6.47	5-3	0-0	0	17.0	22	16	16	5	0	4	23	12.18	1.53	.306

League Championship Series Record

YEAR	CLUB	W-L	ERA	G-GS	CG-SHO	SV	IP	H	R	ER	HR	HB	BB	SO	SO/9	WHIP	AVG
2018	BOS vs. HOU	0-0	4.50	1-1	0-0	0	4.0	1	2	2	0	1	4	5	11.25	1.25	.083
2021	BOS vs. HOU	0-1	3.38	2-2	0-0	0	8.0	8	5	3	1	1	3	9	10.13	1.38	.250
ALCS Totals		0-1	3.75	3-3	0-0	0	12.0	9	7	5	1	2	7	14	10.50	1.33	.205

World Series Record

YEAR	CLUB	W-L	ERA	G-GS	CG-SHO	SV	IP	H	R	ER	HR	HB	BB	SO	SO/9	WHIP	AVG
2018	BOS vs. LAD	0-0	5.40	2-1	0-0	0	5.0	5	3	3	1	0	2	10	18.00	1.40	.250

All-Star Game Record

YEAR	CLUB	W-L	ERA	G-GS	CG-SHO	SV	IP	H	R	ER	HR	HB	BB	SO	SO/9	WHIP	AVG
2012	AL at KC	0-0	0.00	1-0	0-0	0	1.0	2	0	0	0	0	0	1	9.00	2.00	.400
2013	AL at NYM	1-0	0.00	1-0	0-0	0	2.0	0	0	0	0	0	0	2	9.00	0.00	.000
2014	AL at MIN	0-0	9.00	1-0	0-0	0	1.0	1	1	1	0	1	0	1	9.00	1.00	.200
2015	AL at CIN	Selected—Did Not Pitch															
2016	AL at SD	0-0	9.00	1-1	0-0	0	1.0	1	1	1	1	0	0	1	9.00	1.00	.250
2017	AL at MIA	0-0	0.00	1-1	0-0	0	2.0	3	0	0	0	0	0	2	9.00	1.50	.375
2018	AL at WSH	0-0	0.00	1-1	0-0	0	1.0	1	0	0	0	0	0	1	9.00	1.00	.250
All-Star Game Totals		1-0	2.25	6-3	0-0	0	8.0	8	2	2	1	1	0	8	9.00	1.00	.250

Career Batting Totals

AVG	G	AB	R	H	2B	3B	HR	RBI	SH	SF	HB	BB	SO	SB	CS	E
.115	321	26	1	3	1	0	0	0	1	0	0	0	14	0	0	0

Career Single-Game Highs

INNINGS: 9.0, 14x, last 6/5/19 at KC; **LOW-HIT COMPLETE GAME:** 1, 5/12/13 vs. LAA; **STRIKEOUTS:** 17, 5/14/19 vs. COL; **HITS:** 12, 7/30/15 at BOS; **RUNS:** 9, 4/30/15 at MIN; **WALKS:** 5, 3x, last 5/19/19 vs. HOU; **HOME RUNS:** 4, 2x, last 9/26/17 vs. TOR; **WINNING STREAK:** 10, 10/21/15-5/19/16; **SCORELESS INNINGS STREAK:** 35.0, 7/6-9/21/18; **EJECTIONS (3):** 4/23/15 vs. KC (HP, Sam Holbrook); 6/13/18 at BAL (HP, Brian Knight); 8/3/19 at NYY-G1 (HP, Mike Estabrook)

Major League Firsts

APPEARANCE: 8/6/10 at BAL (0.0 IP, entered to start 8th inning); **STRIKEOUT:** 8/12/10 vs. MIN (Danny Valencia, swinging); **WIN:** 9/6/10 at DET (2.2 IP); **SAVE:** 9/1/10 at CLE (1.0 IP)

68 VICTOR SANTOS

RHP



Bats: Right • **Throws:** Right • **Height:** 6-1 • **Weight:** 222

Opening Day Age: 22 • **MLB Service:** None

Born: 7/12/2000 in Villa Tapia, DR

Acquired: From the Philadelphia Phillies on 7/17/2021, completing the 1/18/2021 trade for INF C.J. Chatham

Contract Status: Signed through 2023

Non-Roster Invitee

Career Highlights

- Is in his 7th professional season, his 2nd full season in the Red Sox organization.
- Originally signed by PHI as an amateur free agent on 11/18/2016.
- Acquired by the Red Sox on 7/17/21, completing the trade of minor league INF C.J. Chatham from 1/18/21.
- At 22 years old, was the youngest pitcher in the Red Sox' Major League Spring Training camp in 2023.
- Has averaged only 1.54 BB/9.0 IP with a 5.30 SO/BB ratio in his minor league career.
- Named Phillies Minor League Co-Pitcher of the Month for July 2018 and Red Sox Minor League Pitcher of the Month for August 2021.
- Named South Atlantic League Pitcher of the Week for 6/17-23/19 with Single-A Lakewood.

2022 Highlights

- Completed his 1st full season in the BOS organization... Made 19 appearances (16 starts) for Double-A Portland and 9 starts for Triple-A Worcester, his Triple-A debut.
- Ranked T-1st among Red Sox minor leaguers in wins (10) and ranked among leaders in innings pitched (2nd, 145.0), starts (T-3rd, 25), and strikeouts (T-7th, 126)... Ranked 1st in complete games (2), but both were fewer than 7.0 IP (6.0 IP and 5.0 IP).
- Tossed a season-high 7.0 IP three times, twice with Portland (5/31 at New Hampshire and 6/17 at Reading) and once with Worcester (9/21 vs. Syracuse).
- Began the season with Portland... Threw 5.0+ innings in 13 of his first 14 outings with the Sea Dogs, including 6.0+ innings in 8 of them... In that stretch (through 6/23), posted a 4.05 ERA, 1.05 WHIP, and .228 opponent AVG (80.0 IP, 36 ER, 69 H, 15 BB, 60 SO).

YOUNGEST RED SOX PITCHERS IN 2023 MAJOR LEAGUE SPRING TRAINING CAMP

Pitcher	DOB
Victor Santos	7/12/2000
Brayan Bello	5/17/1999
Oddanier Mosqueda	5/6/1999
Bryan Mata	5/3/1999

- Promoted to Worcester on 8/9 and spent the remainder of the season with the WooSox.
- Went 0-3 with a 14.34 ERA in his first 3 Triple-A starts (17 ER/10.2 IP) before going 3-1 with a 1.91 ERA in his final 6 (7 ER/33.0 IP).
- Threw 5.0+ scoreless innings in 3 of his final 6 outings, including a 7.0-inning start on 9/21 vs. Syracuse.
- Recorded a career-high-tying 11 SO on 8/25 at Syracuse (6.0 IP, 3 H, 0 R, BB).
- In his final 3 starts, was 2-0 with a 1.50 ERA, 0.78 WHIP, .188 opponent AVG, 21 SO, and 2 BB (18.0 IP, 3 R, 12 H).
- Following the season, pitched for Escogido in the Dominican Winter League... Made 11 appearances (3 starts) and posted a 1.88 ERA (3 ER/14.1 IP).

Personal

- Full name is Victor Manuel Santos.

Victor Santos's Career Record

YEAR	CLUB	W-L	ERA	G-GS	CG-SHO	SV	IP	H	R	ER	HR	HB	BB	SO	SO/9	WHIP	AVG
2017	DSL Phillies Red	4-2	2.57	12-9	0-0	0	49.0	52	16	14	1	0	5	38	6.98	1.16	.268
2018	GCL Phillies	6-1	3.03	11-11	0-0	0	59.1	63	21	20	4	1	4	65	9.86	1.13	.268
2019	Lakewood	5-10	4.02	27-13	0-0	0	105.1	106	54	47	11	9	18	89	7.60	1.18	.264
2020							Did Not Play										
2021	Jersey Shore	2-1	1.33	9-1	0-0	1	20.1	17	7	3	2	1	5	25	11.07	1.08	.221
	Reading	1-1	3.05	4-4	0-0	0	20.2	17	7	7	2	0	4	15	6.53	1.02	.227
	Portland	4-2	2.58	10-8	1-0	0	45.1	43	15	13	5	2	6	45	8.93	1.08	.240
2022	Portland	7-8	4.97	19-16	1-0	0	101.1	103	62	56	17	5	20	79	7.02	1.21	.259
	Worcester	3-4	4.95	9-9	1-0	0	43.2	47	24	24	6	1	14	47	9.69	1.40	.276
Minor League Totals		32-29	3.72	101-71	3-0	1	445.0	448	206	184	48	19	76	403	8.15	1.18	.259

2016: Signed by the Philadelphia Phillies as a minor league free agent, 11/14 (signed by Carlos Salas); **2021:** Acquired by the Boston Red Sox, completing the 1/18 trade for INF C.J. Chatham, 7/17

46 JOHN SCHREIBER

RHP



Bats: Right • **Throws:** Right • **Height:** 6-2 • **Weight:** 224

Opening Day Age: 29 • **MLB Service:** 2 years, 27 days

Born: 3/5/1994 in Wyandotte, MI

Acquired: Claimed off waivers from the Detroit Tigers on 2/18/2021

Contract Status: Signed through 2023

Career Highlights

- Is in his 8th professional season, his 3rd with BOS.
- Has made 93 MLB appearances for DET (2019-20) and BOS (2021-22).
- Spent his first 5 seasons in the DET organization after being selected in the 15th round of the 2016 June Draft (No. 445 overall).
- Made his MLB debut with DET on 8/9/19 vs. KC, then made the Tigers' 2020 Opening Day roster...Opened the 2021 and 2022 seasons in Triple-A.
- Attended his 3rd consecutive MLB Spring Training camp with BOS in 2023...Attended as a 40-man roster member in 2021 and as a non-roster invitee in 2022.
- In 81 Triple-A appearances (8 starts), is 9-7 with a 2.51 ERA, 1.17 WHIP, .217 opponent AVG, and 9.67 SO/9.0 IP (125.2 IP, 100 H, 45 ER, 47 BB, 135 SO).
- Named Double-A Erie's Pitcher of the Year in 2018... That year, was rated by *Baseball America* as having the best control in the Tigers system...Following the season, pitched for Mesa in the Arizona Fall League.
- In 2017, led the Midwest League (min. 50.0 IP) in ERA (0.54), opponent AVG (.147), and WHIP (0.66) while pitching for Single-A West Michigan.

2022 Highlights

- Earned the Red Sox' Fireman Award (top relief pitcher) from the Boston Baseball Writers.
- Set career highs in appearances (64), wins (4), saves (8), innings pitched (65.0), strikeouts (74), and holds (22).
- Led Red Sox relievers in ERA (2.22), WHIP (0.98), opponent AVG (.195), holds, and saves (tied).
- His 1.7 FanGraphs WAR ranked 2nd among Red Sox pitchers (Hill-1.8) and T-4th among AL relievers.
- Recorded the Sox' longest scoreless streaks by innings (17.1) and appearances (19).
- Posted a 1.32 ERA in 33 home games (5 ER/34.0 IP) and a 3.19 ERA in 31 road games (11 ER/31.0 IP)... Owned the 11th-best home ERA in the majors.
- Held right-handed hitters to a .193 AVG (29-for-150) and left-handed hitters to a .198 AVG (16-for-81).
- Posted a sub-3.00 ERA in May (1.74), June (0.00), and September (2.61).
- Also went 2-1 with a 1.46 ERA (2 ER/12.1 IP) in 7 appearances with Triple-A Worcester.

SCHREIBER'S 2022 RANKINGS (MIN. 60 APPEARANCES)

Stat	AL	MLB
2.22 ERA	8th	15th
2.50 FIP	8th	16th
0.98 WHIP	9th	15th
.195 opp. AVG	13th	19th
83 pitchers made 60+ appearances (47 AL)		

HIGHEST FANGRAPHS WAR (A.L. RELIEF PITCHERS)

Rk.	Pitcher	fWAR
1.	Emmanuel Clase (CLE)	2.4
T2.	Reynaldo López (CWS)	1.9
T2.	Andres Muñoz (SEA)	1.9
T4.	John Schreiber (BOS)	1.7
T4.	Trevor Stephan (CLE)	1.7
T4.	Erik Swanson (SEA)	1.7
T4.	Michael King (NYY)	1.7

2022 Timeline

- Began the season with Worcester and recorded a 1.46 ERA with 15 SO and 3 BB in 12.1 IP.
- Added to the MLB roster on 4/25...Made scoreless appearances on 4/27 and 4/28 at TOR, retiring 7 of his 8 batters (2.1 IP, H, SO)...Returned to Worcester on 4/29.
- Selected to the active MLB roster on 5/6 and spent the remainder of the season with BOS.
- Recorded a 0.60 ERA in his first 31 MLB outings (2 ER/30.0 IP), allowing 0 ER in 30 of those...His 0.60 ERA entering play on 7/13 led MLB (min. 30.0 IP).
- Earned his 1st career save on 5/10 at ATL, retiring all 6 batters faced over 2.0 IP, including 3 SO.
- Did not allow an earned run over his first 11 MLB outings, through 5/26...Held opponents to 5-for-42 (.119 AVG) with 13 SO and 0 BB in 12.0 IP over that span.
- Made a career-high 19 consecutive scoreless appearances from 6/1-7/12 (17.1 IP, 6 H, 5 BB, 23 SO, HBP).
- Allowed just 1 HR over 132 batters faced in his 30 appearances after the All-Star break.
- Made 11 consecutive scoreless appearances from 8/27-9/22...Recorded 4 saves and 3 holds over those 11 outings.

John Schreiber, Continued

Personal

- Full name is John Robert Schreiber.
- Is married to Rebecca...They had their first child, a son, in January 2023.
- Graduated from the University of Northwestern Ohio...Left as the program's all-time saves leader (24) despite attending Henry Ford Community College as a freshman...Set the Racers program single-season saves record as a junior in 2015 (14).
- Enters 2023 as the only player from the University of Northwestern Ohio to play in the majors.
- Graduated from Carlson High School (MI).

In the Community

- Participated in the Red Sox 2022 Holiday Caravan on 12/6-7...During the 2 days, made stops at Shriners's Children's Boston, Mass General Hospital for Children, The BASE, Boston Children's Hospital, and Beth Israel Deaconess Medical Center.
- Participated in the Tigers' Dreams Come True program and the Tigers Winter Caravan...Also participated in the annual Holiday Giving Party with families from TAPS (Tragedy Assistance Program for Survivors).

SCHREIBER'S 2022 BY DATE

Stat	Start-7/12	7/13-8/23	8/24-End
Games	31	16	17
Innings	30.0	19.0	16.0
ERA	0.60	5.21	1.69
WHIP	0.60	1.42	1.19
AVG	.119	.301	.193
SO/BB	37/6	21/5	16/8

LONGEST SCORELESS APPEARANCE STREAKS, A.L. RELIEVERS IN 2022

Rk.	Pitcher	G (Inn.)	Dates
1.	Ryne Stanek (HOU)	30 (27.0)	4/29-7/22
2.	Clay Holmes (NYY)	29 (31.1)	4/9-6/18
3.	James Karinchak (CLE)	23 (24.2)	7/9-9/7
4.	Pete Fairbanks (TB)	22 (22.0)	7/25-9/28
5.	Emmanuel Clase (CLE)	20 (20.0)	5/20-7/3
T6.	Bryan Abreu (HOU)	19 (21.2)	7/16-9/11
T6.	John Schreiber (BOS)	19 (17.1)	6/1-7/12

John Schreiber's Career Record

YEAR	CLUB	W-L	ERA	G-GS	CG-SHO	SV	IP	H	R	ER	HR	HB	BB	SO	SO/9	WHIP	AVG
2016	Connecticut	2-3	2.76	18-0	0-0	0	29.1	23	14	9	0	1	9	24	7.36	1.09	.213
2017	West Michigan	5-1	0.54	27-0	0-0	11	50.1	25	5	3	0	3	8	70	12.52	0.66	.147
2018	Erie	3-7	2.48	49-0	0-0	18	58.0	47	25	16	2	4	19	59	9.16	1.14	.224
2019	Erie	0-0	2.57	5-0	0-0	0	7.0	4	2	2	1	0	3	12	15.43	1.00	.154
	Toledo	6-4	2.28	48-0	0-0	4	59.1	39	22	15	4	3	21	70	10.62	1.01	.187
2020	DETROIT	2-0	6.23	13-0	0-0	0	13.0	16	9	9	3	1	4	19	13.15	1.54	.296
	DETROIT	0-1	6.32	15-0	0-0	0	15.2	19	11	11	2	1	4	14	8.04	1.47	.297
2021	Worcester	3-3	2.71	33-8	0-0	1	66.1	61	23	20	3	1	26	65	8.82	1.31	.242
	BOSTON	0-0	3.00	1-0	0-0	0	3.0	4	1	1	0	0	1	5	15.00	1.67	.333
2022	Worcester	2-1	1.46	7-0	0-0	0	12.1	9	4	2	2	1	3	15	10.95	0.97	.200
	BOSTON	4-4	2.22	64-0	0-0	8	65.0	45	19	16	3	4	19	74	10.25	0.98	.195
Major League Totals		6-5	3.44	93-0	0-0	8	96.2	84	40	37	8	6	28	112	10.43	1.16	.233
Minor League Totals		21-19	2.13	187-8	0-0	34	282.2	207	95	67	12	13	89	315	10.03	1.05	.203
Red Sox Totals		4-4	2.25	65-0	0-0	8	68.0	49	20	17	3	4	20	79	10.46	1.50	.202

2016: Signed by the Detroit Tigers as a 15th-round selection in the June Draft (signed by Jeff Kunkel); 2021: Claimed off waivers by the Boston Red Sox, 2/18

Career Single-Game Highs

INNINGS: 3.0, 9/5/21 vs. CLE; STRIKEOUTS: 5, 9/5/21 vs. CLE; HITS: 4, 9/5/21 vs. CLE; RUNS: 3, 2x, last 8/24/20 vs. CHC; EARNED RUNS: 3, 2x, last 8/24/20 vs. CHC; WALKS: 2, 3x, last 9/24/22 at NYY; HOME RUNS: 1, 8x, last 9/24/22 at NYY; SCORELESS INNINGS STREAK: 17.1, 6/1-7/12/22; EJECTIONS (0)

Major League Firsts

APPEARANCE: 8/9/19 vs. KC (entered to start 9th inning); STRIKEOUT: 8/10/19 vs. KC (Ryan O'Hearn, swinging); WIN: 9/6/19 at OAK (0.2 IP); SAVE: 5/20/22 at ATL (2.0 IP)

69 STEPHEN SCOTT

CATCHER

Bats: Left • **Throws:** Right • **Height:** 5-11 • **Weight:** 205

Opening Day Age: 25 • **MLB Service:** None

Born: 5/23/1997 in Cary, NC

Acquired: Selected in the 10th round of the 2019 June Draft

Contract Status: Signed through 2023



Non-Roster Invitee

Career Highlights

Is in his 5th professional season, all in the Red Sox organization...Selected by the club in the 10th round of the 2019 First-Year Player Draft (No. 317 overall).

Drafted out of Vanderbilt University as an outfielder... Played 1B and OF in his 1st professional season (2019), made 18 starts at catcher in 2021, and transitioned to a full-time catcher for the 2022 season.

Has thrown out 27 of 101 runners attempting to steal (26.7%) in his pro career.

Has recorded an OBP of at least .360 at every level he has played: Low-A (.364), Single-A (.381), High-A (.370), and Double-A (.371).

Named a 2022 Arizona Fall League Rising Star.

2022 Highlights

Split the season between High-A Greenville and Double-A Portland, marking his Double-A debut.

Made 67 starts at catcher and 28 as the DH...Threw out 24 of 85 runners attempting to steal (28.2%).

Began the season with Greenville...Assigned to Portland on 6/24 and spent the rest of the season with the Sea Dogs.

During his time in Portland, led the team in walks (43).

Reached base in 75 of 96 games...Drew multiple walks in a game 14 times, including 3 games with 3 BB.

Played for Scottsdale in the Arizona Fall League following the regular season...Named to the Fall Stars Game and competed in the Home Run Derby.

Batted .298 with a 1.008 OPS in 15 games for Scottsdale (17-for-57, 15 R, 7 XBH, 16 RBI)...Ranked among AFL leaders in HR (T-3rd, 5), RBI (T-6th), SLG (5th, .614), and OPS (5th).

LOVE WHAT YOU DO

"Catching is one of those positions you have to love to play," said Scott, who caught regularly in high school but played mostly outfield and some first base at Vanderbilt. "It presents its own challenges. You have to be patient, and you have to want to do it. I love being involved, controlling the game. You have to think on your feet, and making those relationships with the pitchers. ... Mentally, you have to be able to turn the page when things aren't going right at the plate and make sure that that doesn't carry over to the defensive side. The demands are huge, which is one reason some people don't like it. It's not for everybody. But it's part of the reason I love it."

- *Bostonsportsjournal.com*, Mar. 29, 2022

Personal

Full name is Stephen Garrett Scott.

Played at Vanderbilt University (2016-19), where he recorded a .405 OBP and hit 31 HR in 176 games...Was a freshman on the 2016 College World Series champion team.

Selected by MIA in the 31st round of the 2018 June Draft (did not sign).

Graduated in 2015 from Cardinal Gibbons High School (NC), where he played baseball and was captain of the football team.

His parents, Curtis and Dawnette, met as students at Vanderbilt in the 1980s...Curtis was a walk-on linebacker for the football team, participating on the scout team.

Stephen Scott's Career Record

YEAR	CLUB	AVG	G	AB	R	H	2B	3B	HR	RBI	SH	SF	HB	BB	SO	SB	CS	OBP	SLG	OPS
2019	Lowell	.248	39	125	21	31	10	0	3	12	0	2	1	23	40	3	0	.364	.400	.764
2020																				
2021	Salem	.259	61	212	49	55	17	0	8	42	0	2	4	39	46	2	1	.381	.453	.834
	Greenville	.338	39	142	24	48	12	1	8	29	0	0	0	23	32	1	0	.430	.606	1.036
2022	Greenville	.188	37	128	17	24	8	1	3	14	0	3	0	23	28	2	1	.305	.336	.641
	Portland	.238	59	206	40	49	11	1	7	31	0	4	3	43	50	7	1	.371	.403	.774
Minor League Totals		.255	235	813	151	207	58	3	29	128	0	11	8	151	196	15	3	.372	.440	.812

2018: Selected by the Miami Marlins in the 31st round of the June Draft (did not sign); **2019:** Signed by the Boston Red Sox as a 10th-round selection in the June Draft (signed by Danny Watkins)

71 RYAN SHERRIFF

LHP



Bats: Left • **Throws:** Left • **Height:** 6-1 • **Weight:** 187

Opening Day Age: 32 • **MLB Service:** 1 year, 153 days

Born: 5/25/1990 in Culver City, CA

Acquired: Signed as a minor league free agent on 1/21/2023

Contract Status: Signed through 2023

Non-Roster Invitee

Career Highlights

- Is in his 13th professional season, his 1st in the Red Sox organization.
- Originally signed by STL as a 28th-round selection in the 2011 First-Year Player Draft (No. 860 overall).
- Has pitched in 44 MLB games (all in relief) with the Cardinals (2017-18) and Rays (2020-21).
- Has made 1 Opening Day roster (2021 with TB).
- Pitched in 10 games for the 2020 AL pennant-winning Rays, allowing 0 runs in 9.2 IP...Made 2 appearances in the World Series in Games 3 and 5 (both scoreless), after not appearing on the Wild Card, ALDS, or ALCS rosters.
- Underwent Tommy John surgery on 6/4/18, performed by Dr. Neal ElAttrache.
- Made his MLB debut on 8/25/17 vs. TB, throwing 3.0 scoreless innings of relief.
- Pitched for Team Israel in the 2017 World Baseball Classic qualifying rounds.

Minor League Career Highlights

- Converted to a reliever in 2014 after only starting in his first 3 pro seasons.
- Named a 2016 and 2017 Pacific Coast League mid-season All-Star.
- After the 2016 season, pitched for Glendale in the Arizona Fall League.
- Named Florida State League Pitcher of the Week for 7/29-8/4/13.
- Threw a 1-hit shutout on 8/3/13 at Dunedin (9.0 IP), facing 1 batter over the minimum...His no-hit bid was spoiled on a 9th-inning leadoff single.
- Named STL's Minor League Pitcher of the Month for June 2012.

ON THE BIG STAGE

Ryan pitched in 10 games for the 2020 AL pennant-winning Rays, allowing 0 runs in 9.2 IP. He didn't appear on the club's Wild Card, ALDS, or ALCS rosters, but he pitched in 2 World Series games against the Dodgers and allowed 0 runs in 2.0 IP (Games 3 and 5).

2022 Highlights

- Did not pitch in the majors, spending a majority of the season on the injured list.
- Pitched in 3 Grapefruit League games for the Phillies (3/21, 3/25, 3/28) but was placed on the 10-day IL on 4/4 with a left shoulder strain.
- Transferred to the 60-day IL on 4/25.
- Pitched in 4 rehab games from 6/9-17 with Single-A Clearwater, Double-A Reading, and Triple-A Lehigh Valley...Returned from his rehab assignment on 6/18...Pitched in 10 more games with Lehigh Valley from 7/3-29.
- Reinstated from the IL and designated for assignment on 8/1...Outrighted to Lehigh Valley on 8/6.
- Placed on the minor league IL on 8/12 with left shoulder tendinitis...Transferred to the 60-day IL on 8/31 and missed the remainder of the season.

Personal

- Full name is Ryan Sebastian Sherriff.
- Graduated from Culver City High School (CA)...Attended Glendale Community College (CA) and West Los Angeles College (CA).

Ryan Sherriff's Career Record

YEAR	CLUB	W-L	ERA	G-GS	CG-SHO	SV	IP	H	R	ER	HR	HB	BB	SO	SO/9	WHIP	AVG
2011	Johnson City	2-2	4.54	9-5	0-0	0	33.2	38	19	17	4	0	8	24	6.42	1.37	.297
	Batavia	1-1	2.70	3-3	0-0	0	16.2	14	5	5	0	1	2	7	3.78	0.96	.230
2012	Palm Beach	10-3	3.25	16-16	1-1	0	97.0	79	40	35	7	1	20	57	5.29	1.02	.217
2013	Palm Beach	4-4	2.31	13-13	1-1	0	78.0	67	25	20	3	1	13	41	4.73	1.03	.231
	Springfield	2-1	3.33	5-5	0-0	0	27.0	34	10	10	0	1	9	18	6.00	1.59	.318
2014	Springfield	2-7	2.64	40-3	0-0	2	64.2	63	21	19	3	1	19	48	6.68	1.27	.266
	Memphis	0-0	6.75	4-0	0-0	0	4.0	9	3	3	1	0	1	4	9.00	2.50	.450
2015	Springfield	1-1	3.15	27-0	0-0	0	34.1	36	13	12	4	0	12	31	8.13	1.40	.269
	Memphis	0-0	1.69	3-0	0-0	0	5.1	3	1	1	1	0	3	2	3.38	1.13	.167
2016	Memphis	7-1	2.84	49-0	0-0	3	66.2	66	27	21	4	0	23	55	7.43	1.34	.256
2017	Memphis	5-1	3.19	48-0	0-0	6	53.2	40	22	19	2	1	13	47	7.88	0.99	.207
	ST. LOUIS	2-1	3.14	13-0	0-0	0	14.1	13	5	5	2	1	4	15	9.42	1.19	.236
2018	Memphis	0-1	6.75	5-0	0-0	0	4.0	6	3	3	1	1	1	4	9.00	1.75	.375
	ST. LOUIS	0-0	6.35	5-0	0-0	0	5.2	8	4	4	1	1	2	3	4.77	1.76	.333
2019	GCL Rays	0-0	0.00	4-2	0-0	0	4.0	5	2	0	0	0	0	3	6.75	1.25	.250
	Charlotte	0-1	3.00	2-0	0-0	1	3.0	5	1	1	0	0	0	0	0.00	1.67	.385
2020	TAMPA BAY	1-0	0.00	10-0	0-0	1	9.2	6	0	0	0	0	2	2	1.86	0.83	.188
2021	Durham	5-4	2.81	32-2	0-0	1	25.2	18	9	8	1	1	14	28	9.82	1.25	.198
	TAMPA BAY	0-1	5.52	16-0	0-0	1	14.2	14	11	9	0	4	9	16	9.82	1.57	.241
2022	Clearwater	0-0	0.00	2-0	0-0	0	2.0	1	0	0	0	1	1	4	18.00	1.00	.143
	Reading	0-0	0.00	1-0	0-0	0	1.0	0	0	0	0	0	0	2	18.00	0.00	.000
	Lehigh Valley	1-0	3.18	11-0	0-0	0	11.1	12	4	4	1	3	6	12	9.53	1.59	.293
Major League Totals		3-2	3.65	44-0	0-0	2	44.1	41	20	18	3	6	17	36	7.31	1.31	.243
Minor League Totals		40-27	3.01	274-49	2-2	13	532.0	496	205	178	32	12	145	387	6.55	1.20	.248

2010: Selected by the Washington Nationals in the 33rd round of the June Draft (did not sign); **2011:** Signed by the St. Louis Cardinals as a 28th-round selection in the June Draft (signed by Jamal Strong); **2018:** On injured list with a right big toe fracture, 4/6-5/2; Signed by the Tampa Bay Rays as a minor league free agent, 10/17; **2021:** Claimed off waivers by the Philadelphia Phillies, 11/5; **2022:** On injured list with a left shoulder strain, 4/4-7/31; **2023:** Signed by the Boston Red Sox as a minor league free agent, 1/21

World Series Record

YEAR	CLUB	W-L	ERA	G-GS	CG-SHO	SV	IP	H	R	ER	HR	HB	BB	SO	SO/9	WHIP	AVG
2020	TB vs. LAD	0-0	0.00	2-0	0-0	0	2.0	0	0	0	0	0	1	1	4.50	0.50	.000

Career Single-Game Highs

INNINGS: 3.0, 8/25/17 vs. TB; **STRIKEOUTS:** 4, 8/25/17 vs. TB; **HITS:** 4, 5/7/18 vs. MIN; **RUNS:** 4, 6/30/21 at WSH; **WALKS:** 2, 2x, last 8/15/21 at MIN; **HOME RUNS:** 1, 3x, last 5/5/18 vs. CHC; **SCORELESS INNINGS STREAK:** 9.2, 8/26-9/27/20; **EJECTIONS (0)**

Major League Firsts

APPEARANCE: 8/25/17 at TB (3.0 IP, entered to start the 5th inning); **STRIKEOUT:** 8/25/17 at TB (Cesar Puello, looking); **WIN:** 9/6/17 at SD (2.0 IP); **SAVE:** 9/18/20 at BAL (1.0 IP)

98 CHASE SHUGART

RHP



Bats: Left • **Throws:** Right • **Height:** 5-10 • **Weight:** 200

Opening Day Age: 26 • **MLB Service:** None

Born: 10/24/1996 in Nederland, TX

Acquired: Selected in the 12th round of the 2018 June Draft

Contract: Signed through 2023

Non-Roster Invitee

Career Highlights

- Is in his 6th professional season, his 1st in ML Spring Training Camp.
- Pitched only as a starter in his first 4 professional seasons before transitioning to the bullpen in 2022.
- Entered 2019 (No. 24) and 2020 (No. 30) ranked by *Baseball America* as a top 30 Red Sox prospect.
- His 2.81 ERA in 2019 led Single-A Greenville pitchers (min. 75.0 IP)...Allowed 3 hits in a career-high 8.0 scoreless innings on 8/10/19 at Columbia.
- Struck out the side in his professional debut on 8/13/18 vs. GCL Tampa Bay (1.0 IP, 3 SO).

2022 Highlights

- Made 45 appearances (1 start) between Double-A Portland (25 G) and Triple-A Worcester (20 G/1 GS), his first experience at both levels.
- His 45 appearances ranked T-3rd among Red Sox minor leaguers...Tossed more than 1.0 inning in 16 of his outings.
- Recorded his 1st professional save on 4/15 at Harrisburg with Portland (1.0 IP, H).
- Recorded 5 consecutive scoreless appearances from 4/29-5/17 (9.0 IP, 4 H, BB, 12 SO).
- Struck out a season-high 4 batters on 5/3 vs. Reading (2.0 IP, H).
- Recorded a save in each of his 3 outings from 5/22-26, throwing a scoreless inning in each.
- In his final 19 outings with Portland (4/29-6/29), struck out 29 batters and walked only 5 in 23.0 IP...Also allowed only 1 HR in that stretch.

FINDING HIS GROOVE

Chase made his Double-A and Triple-A debuts in 2022, his first season as a reliever. In his final 19 outings with Portland (4/29-6/29), he struck out 29 batters and walked only 5 in 23.0 IP while allowing 1 HR. He was promoted to Worcester on 7/3 and spent the remainder of the season with the WooSox.

- Promoted to Worcester on 7/3, where he spent the remainder of the season.
- Made 2 appearances of 3.0 or more innings with Worcester, including a season-high 4.0 IP on 9/3 vs. Buffalo (2 H, 3 SO).

Personal

- Full name is Chase Colton Shugart.
- Pitched at the University of Texas at Austin (2016-18).
- Pitched for Cotuit in the Cape Cod Baseball League in 2017.
- Graduated in 2015 from Bridge City (TX) High School...Played football, earning second team all-district honors at safety as a sophomore and honorable mention as the quarterback his junior season.

Chase Shugart's Career Record

YEAR	CLUB	W-L	ERA	G-GS	CG-SHO	SV	IP	H	R	ER	HR	HB	BB	SO	SO/9	WHIP	AVG
2018	GCL Red Sox	0-1	1.80	3-3	0-0	0	5.0	4	3	1	0	0	1	6	10.80	1.00	.211
	Lowell	0-0	0.00	1-1	0-0	0	3.0	0	0	0	0	0	0	3	9.00	0.00	.000
2019	Greenville	6-4	2.81	16-16	1-0	0	89.2	89	36	28	4	7	23	73	7.33	1.25	.253
2020							Did Not Play										
2021	Greenville	6-6	4.78	22-22	0-0	0	105.1	122	58	56	12	6	24	93	7.95	1.39	.292
2022	Portland	2-2	3.77	25-0	0-0	5	31.0	29	17	13	3	2	10	34	9.87	1.26	.244
	Worcester	3-3	6.82	20-1	0-0	0	31.2	39	26	24	5	1	11	29	8.24	1.58	.302
Minor League Totals		17-16	4.13	87-43	1-0	5	265.2	283	140	122	24	16	69	238	8.06	1.32	.270

2018: Signed by the Boston Red Sox as a 12th-round selection in the June Draft (signed by Brandon Agamennone)

92 NICK SOGARD

INF

Bats: Switch • **Throws:** Right • **Height:** 6-1 • **Weight:** 189

Opening Day Age: 25 • **MLB Service:** None

Born: 9/9/1997 in Los Angeles, CA

Acquired: From the Tampa Bay Rays in a 4-player trade on 2/17/2021

Contract Signed through 2023



Non-Roster Invitee

Career Highlights

- Is in his 5th professional season, his 3rd in the Red Sox organization.
- Attended his first ML Spring Training camp in 2023.
- Originally selected by the Rays in the 12th round of the 2019 First-Year Player Draft (No. 368 overall).
- Has made 107 starts at 3B, 73 at 2B, 59 at SS, 9 in RF, 3 in CF, and 2 in LF.
- Is the cousin of Eric Sogard and the nephew of Steve Sax and Dave Sax (see box on right).

2022 Highlights

- Split the season between Double-A Portland and Triple-A Worcester, his Triple-A debut...Hit .254 with a .708 OPS (102-for-401, 22 2B, 2 3B, 4 HR).
- Set career highs in games (125), runs (59), doubles (22), RBI (43), and walks (61)...His 61 BB ranked T-8th among Red Sox minor leaguers.
- Was 18-for-22 (81.8%) in stolen base attempts.
- Made 64 starts at 3B, 34 at 2B, 9 in RF, 7 at SS, 3 in CF, and 2 in LF.
- Recognized by the Red Sox as the organization's Minor League Defensive Player of the Month for August.
- Began the season with Portland...Was promoted to Worcester 3 times, including on 7/12 for the remainder of the season.

FAMILY TIES

Nick's cousin, Eric, had an 11-year MLB career with OAK (2010-15), MIL (2017-18, '20), TOR (2019), TB (2019), and CHC (2021).

His uncles, Steve Sax and Dave Sax, played 14 and 5 years in MLB, respectively, with Dave playing for the Dodgers (1982-83) and Red Sox (1985-87). Steve was a 2-time World Series champion, 5-time All-Star, 1982 NL Rookie of the Year, and 1986 Silver Slugger Award winner who played for LAD (1981-88), NYY (1989-91), CWS (1992-93), and OAK (1994).

Personal

- Full name is Nicholas John Sogard.
- Played 3 seasons at Loyola Marymount University...As a junior, was named West Coast Conference Defensive Player of the Year and led the conference in stolen bases (30).

Nick Sogard's Career Record

YEAR	CLUB	AVG	G	AB	R	H	2B	3B	HR	RBI	SH	SF	HB	BB	SO	SB	CS	OBP	SLG	OPS
2019	Hudson Valley	.290	63	214	36	62	5	0	0	21	0	4	5	39	43	20	6	.405	.313	.718
2020																				
2021	Greenville	.279	62	240	44	67	12	1	13	40	0	6	2	27	48	7	3	.349	.500	.849
	Portland	.263	18	57	8	15	0	1	0	2	0	0	1	5	11	1	1	.333	.298	.631
2022	Portland	.250	60	200	33	50	9	1	4	22	0	0	4	31	43	9	3	.362	.365	.727
	Worcester	.259	65	201	26	52	13	1	0	21	1	3	2	30	45	9	1	.356	.333	.689
Minor League Totals		.270	268	912	147	246	39	4	17	106	1	13	14	132	190	46	14	.366	.377	.743

2019: Signed by the Tampa Bay Rays as a 12th-round selection in the June Draft (signed by Greg Whitworth); **2021:** Acquired by the Boston Red Sox with C Ronaldo Hernández in exchange for RHP Chris Mazza, LHP Jeffrey Springs, and cash considerations, 2/17

Nick
Sogard

10 TREVOR STORY

INF

Bats: Right • **Throws:** Right • **Height:** 6-2 • **Weight:** 209

Opening Day Age: 30 • **MLB Service:** 7 years

Born: 11/15/1992 in Irving, TX

Acquired: Signed as a free agent on 3/22/2022

Contract Status: Signed through 2027 (club option for 2028)



The Rundown

- 🔥 Is in his 13th professional season, his 2nd with BOS.
- 🔥 Signed by the Red Sox on 3/22/22 to a 6-year contract through the 2027 season, with a club option for 2028.
- 🔥 Selected by COL in the 1st round of the 2011 MLB Draft (45th overall) out of Irving (TX) High School and played in the Rockies organization from 2011-21.
- 🔥 Made 7 consecutive Opening Day rosters with the Rockies (2016-21) and Red Sox (2022).
- 🔥 Is a 2-time All-Star and Silver Slugger Award recipient at shortstop, earning each honor in 2018 and '19.
- 🔥 Finished in the top 12 in NL MVP voting in 2018 (8th), 2019 (12th), and 2020 (11th).
- 🔥 Named a Gold Glove Award finalist at SS in 2019.
- 🔥 Led the NL with 254 XBH from 2018-21...Recorded 50+ XBH in all 5 of the 162-game seasons from 2016-21.
- 🔥 Joins Alex Rodriguez as the only infielders to record at least 100+ steals and 150+ HR in their first 750 games.
- 🔥 Is 113-for-143 (79%) in stolen base attempts...Has stolen 20+ bases 3 times (2018-19, '21).
- 🔥 Has recorded 19 multi-HR games, including two 3-HR games...Has hit 4 grand slams, 4 walk-off HR, 2 leadoff HR, and a pinch-hit HR.

RECORD HOLDER

In addition to the records set by Trevor in his first 4 games in the majors (see box on right), he has set a number of other team/league records in his career:

- 🔥 Reached 100 HR in the fewest games by a shortstop in MLB history (448), surpassing Alex Rodriguez (470).
- 🔥 Became the 1st SS in MLB history to begin his career with 4 consecutive 20-HR seasons (27, 24, 37, 35).
- 🔥 In 2018, became the first SS in MLB history with at least 40 2B, 30 HR, and 25 SB in a season.
- 🔥 Is the only Rockies player to hit at least 30 HR and steal at least 20 bases in multiple seasons.
- 🔥 Hit his 100th and 101st career HR on 5/24/19 vs. BAL, his 448th career game...Marks the fewest games needed to reach 100 HR in Rockies history...Surpassed Todd Helton's previous mark (491 G).
- 🔥 His 27 HR in 2016 were the most for a rookie shortstop in NL history.
- 🔥 His 10 HR in April 2016 were tied for most by a rookie in MLB history (José Abreu, 2014).

MOST DEFENSIVE RUNS SAVED, INFELDERS FROM 2016-2022

Rk.	Player	DRS
T1.	Nolan Arenado	103
T1.	Andrelton Simmons	103
3.	Matt Chapman	80
4.	Nick Ahmed	70
5.	Trevor Story	69

MOST EXTRA-BASE HITS, 2016-2022

Rk.	Player	XBH
1.	Nolan Arenado (COL, STL)	482
2.	José Ramírez (CLE)	476
3.	Mookie Betts (BOS, LAD)	467
4.	Freddie Freeman (ATL, LAD)	458
5.	J.D. Martinez (DET, ARI, BOS)	442
6.	Manny Machado (BAL, LAD, SD)	435
7.	Paul Goldschmidt (ARI, STL)	430
8.	José Abreu (CWS)	422
9.	Nick Castellanos (4 teams)	421
10.	Charlie Blackmon (COL)	408
11.	Trevor Story (COL, BOS)	403

UNBELIEVABLE STORY

Trevor made his MLB debut in 2016, starting for COL at SS on Opening Day. He hit 2 HR in his 1st game, 1 in his 2nd, 1 in his 3rd, and 2 in his 4th.

- 🔥 Is the only player in MLB history to homer in each of his first 4 career games.
- 🔥 Is the only player in MLB history to hit 6 HR in their first 4 career games.
- 🔥 Is the only player in MLB history to record 2 multi-HR games within their first 4 career games.
- 🔥 Is the only player ever to hit 2 HR in a Major League debut on Opening Day.
- 🔥 Is 1 of 6 players to begin a season by hitting at least 1 HR in 4 consecutive games...The others are Christian Yelich (2019), Chris Davis (2013), Nelson Cruz (2011), Mark McGwire (1998), and Willie Mays (1971).

Additional Career Highlights

- 🔴 Joined Charlie Blackmon as the only players to start Opening Day for COL in each season from 2016-21.
- 🔴 From 2016-22, ranked among MLB leaders vs. LHP in SLG (.4th, .611) and OPS (5th, .987) (min. 500 PA vs. LHP).
- 🔴 Joins Alex Rodriguez as the only SS in MLB history to hit at least 30 HR and steal at least 20 bases in multiple seasons...Just 5 other Rockies have done so in 1 season: Ellis Burks (1996), Dante Bichette (1996), Larry Walker (1997), Troy Tulowitzki (2009), and Carlos González (2010).
- 🔴 Has earned Player of the Week honors 5 times: twice in 2016, once in 2018, once in 2019, and once in 2022...In 2016, joined Fernando Valenzuela as the only NL rookies to be named Player of the Week for the 1st week of a season.
- 🔴 Has hit the Rockies' 3rd-longest HR of the Statcast era (2015-present), a 487-foot shot that was part of a 3-HR day on 9/5/18 vs. SF.
- 🔴 Hit a HR in his first career All-Star at-bat in 2018 at Nationals Park (7th inning, solo off Charlie Morton).
- 🔴 Led the NL with 15 SB in 2020...Was 1 of 6 Major Leaguers with 10+ HR and 10+ SB in 2020.
- 🔴 Set career highs in 2019 in runs (111), walks (58), AVG (.294), OBP (.363), and OPS (.917)...Led NL shortstops in runs, HR (35), OBP, and SLG (.554)...Became just the 2nd Rockies shortstop to score 100 runs and hit 30 HR in a season, joining Troy Tulowitzki in 2009.
- 🔴 Led the NL with 85 XBH in 2018...The only other SS to lead the NL in XBH are Ernie Banks (1957, '58, '60) and Honus Wagner (1903, '04, '07, '08, '09)...His 85 XBH were the 2nd-most by a shortstop in NL history, trailing only Jimmy Rollins' 88 in 2007...His 108 RBI were the most by an NL shortstop since Ernie Banks' 117 in 1960.
- 🔴 Led NL shortstops with 81 RBI in 2017.
- 🔴 Led MLB rookies in HR in 2016 (27) and tied for the lead in RBI (72), despite being placed on the IL on 8/2 and missing the remainder of the season.
- 🔴 Named NL Rookie of the Month for April 2016.
- 🔴 Finished 4th in NL Rookie of the Year voting in 2016.

Minor League Career Highlights

- 🔴 Named an MiLB.com Organization All-Star in the Rockies system twice (2012, '15).
- 🔴 Tabbed a South Atlantic League post-season All-Star in 2012 and California League mid-season All-Star in 2014.
- 🔴 Earned Eastern League Player of the Month honors for April 2015 with Double-A New Britain.
- 🔴 Named Pioneer League Player of the Week in 2011 for the week of 8/15-21.
- 🔴 Played for Team USA in the 2015 All-Star Futures Game at Great American Ball Park in Cincinnati.
- 🔴 Played 22 games for Salt River in the Arizona Fall League following the 2014 season.
- 🔴 Ranked by *Baseball America* as the No. 96 prospect in baseball in 2013...Also ranked by *BA* as one of the Rockies' top prospects in 2012 (No. 6), 2013 (No. 3), 2014 (No. 9), 2015 (No. 12), and 2016 (No. 8).
- 🔴 Rated by *Baseball America* as the best defensive infielder and as having the best infield arm in the COL system in 2014, as well as the system's best athlete in 2012.

PLAYERS WITH 150+ HR AND 100+ STOLEN BASES, 2016-2022

Player	HR	SB
Jose Altuve	156	110
Mookie Betts	190	130
Francisco Lindor	172	113
José Ramírez	184	154
Trevor Story	174	113
Christian Yelich	154	109

PLAYERS WITH 150+ HR AND 100+ STOLEN BASES IN THEIR FIRST 750 GAMES

Player	HR	SB
José Canseco	174	103
Eric Davis	162	226
Willie Mays	184	120
Alex Rodríguez	178	129
Alfonso Soriano	153	156
Trevor Story	158	100
Darryl Strawberry	168	154
Mike Trout	158	130

PLAYERS WITH 40+ DOUBLES, 35+ HR, 100+ RBI, AND 25+ SB IN A SEASON, MLB HISTORY

Player	Seasons
Trevor Story (COL)	2018
Alfonso Soriano (NYY, TEX)	2002, '05
Chipper Jones (ATL)	1999
Barry Bonds (SF)	1998
Larry Walker (COL)	1997
Jeff Bagwell (HOU)	1997
Ellis Burks (COL)	1996
Howard Johnson (NYM)	1989

TREVOR STORY'S MLB RANKINGS, 2016-2022

Stat	Rank	Stat	Rank
403 XBH.....	11th	516 RBI	18th
202 doubles	T-17th	113 stolen bases..	T-13th
174 HR	19th	27 triples.....	T-17th
1,631 total bases ..	T-20th	23.7 fWAR.....	28th
516 runs.....	25th	69 DRS.....	5th

DUAL THREAT

Trevor hit at least 20 HR in each of his first five 162-game seasons (2016-19, '21) and stole at least 20 bases 3 times (2018-19, '21).

🔴 Was 1 of only 2 players with 20+ HR and 20+ SB in each of the three 162-game seasons from 2018-21 (also CLE's José Ramírez).

🔴 Is 1 of 2 shortstops ever with 30+ HR and 20+ SB in multiple seasons, joining Alex Rodríguez (5 times). Trevor has done so twice (2018-19).

Trevor Story, Continued

2022 Highlights

- 🔴 In 94 games, hit .238 (85-for-357) with a .737 OPS, 16 HR, and 66 RBI...Led the Sox in steals (13-for-13).
- 🔴 Ranked among team leaders in HR (T-2nd) and RBI (4th) despite missing 53 games due to IL stints from 7/14-8/26 (right hand contusion) and 9/19-end (left heel contusion).
- 🔴 Named Red Sox Defensive Player of the Year by the Boston Baseball Writers.
- 🔴 Made 92 starts at 2B, the first of his MLB career... Recorded 10 outs above average (source: Baseball Savant), tied for 3rd most among MLB 2nd basemen.
- 🔴 Ranked 5th among AL 2nd basemen with 6 defensive runs saved (source: FanGraphs; min. 250 inn.).
- 🔴 Hit .196 with a .562 OPS and 1 HR through his first 29 games...In 65 games from 5/16 through the end of the season, hit .257 (63-for-245) with an .818 OPS and 15 HR.
- 🔴 Batted .290 (29-for-100) with a .933 OPS with RISP.
- 🔴 Reached 500 career runs scored, 500 RBI, 200 doubles, and 400 XBH.
- 🔴 Of Story's 16 HR, only 3 came with the Sox already leading; 5 of them broke a tie, 3 tied the game, 2 turned a deficit into a lead, and 2 cut the Sox' deficit to 2 runs.
- 🔴 Became the 3rd Red Sox player to steal 13+ bases in a season without being caught...Joined Lee Tinsley (13-for-13 in 1994) and Leon Culberson (14-for-14 in 1943).

2022 Timeline

- 🔴 Started Opening Day on 4/8 at NYY at 2B, his 1st appearance at the position during his MLB career...Was his 7th consecutive Opening Day start after starting at SS for COL from 2016-21.
- 🔴 Reached base safely in a season-long 14 consecutive games from 4/9-28.
- 🔴 Hit his 1st HR with BOS on 5/11 at ATL.
- 🔴 Had 8 HR and 22 RBI in a 10-game span from 5/16-26 (see table on right).
- 🔴 Named AL Player of the Week for 5/16-22.
- 🔴 Tied the Sox' single-game record with 3 HR on 5/19 vs. SEA...Was his 2nd game with a career-high 3 HR (also 9/5/18 with COL)...Also set a career high in runs scored (5) and matched career highs in RBI (7), hits (4-for-4), and times on base (5).
- 🔴 Became the 24th MLB second baseman to hit 3 HR in a game, and just the 3rd Sox second baseman to do so, joining Dustin Pedroia (6/24/2010 at COL) and Bobby Doerr (6/8/1950 vs. SLB).
- 🔴 Hit a grand slam on 5/20 vs. SEA, becoming just the 3rd player in MLB history to hit a grand slam after hitting 3 HR in the previous game...The others to do so were Jeremy Burnitz (2001 with MIL) and Sammy Sosa (2002 with CHC) (source: Elias).
- 🔴 Exited the Sox' game on 7/12 at TB due to a right hand contusion after being hit by a pitch...Was placed on the 10-day IL on 7/16 (retro to 7/14) and missed 37 games.
- 🔴 At the time of his injury, was leading the Sox in RBI (58) and ranked 2nd in HR (15), and was 1 of only 6 players in MLB with at least 15 HR and 10 steals.
- 🔴 Made 2 rehab starts at 2B for Double-A Portland on 8/24-25 prior to being reinstated on 8/27.
- 🔴 Played in 13 more games before returning to the IL on 9/19 (left heel contusion)...Missed the rest of the season... In those 13 games, hit .340 with an .889 OPS (17-for-50, 5 2B, 1 HR)...Played in his final game on 9/11 at BAL.

PLAYERS WITH 15+ HR AND 10+ STEALS PRIOR TO THE ALL-STAR GAME IN 2022

Player	Team	HR	RBI	SB
Adolis García	TEX	15	51	13
Francisco Lindor	NYM	16	66	10
Shohei Ohtani	LAA	19	56	10
José Ramírez	CLE	19	75	13
Julio Rodríguez	SEA	16	52	21
Trevor Story	BOS	15	58	10
Dansby Swanson	ATL	15	53	14
Kyle Tucker	HOU	18	62	15

MOST RECENT RED SOX WITH 15+ HR AND 10+ STEALS PRIOR TO THE ALL-STAR GAME

Player	Year	HR	RBI	SB
Carl Yastrzemski	1969	29	70	11
Carl Yastrzemski	1970	21	50	16
Mike Greenwell	1988	15	71	10
Mo Vaughn	1995	24	60	10
Jason Bay	2009	20	72	10
Mookie Betts	2016	18	59	15
Mookie Betts	2017	16	53	15
Mookie Betts	2018	23	51	18
Trevor Story	2022	15	58	10

MAY FLOWERS

- Story hit 9 HR and led the AL with 32 RBI in May 2022, his first career 30-RBI month.
- 🔴 Prior to Story, the last Red Sox to hit 9+ HR and record 32+ RBI in a calendar month were Rafael Devers in July 2019 (9 HR, 34 RBI) and David Ortiz in July 2006 (14 HR, 35 RBI).
 - 🔴 Was named AL Player of the Week for 5/16-22.

- From 5/16-26 in 2022, Trevor hit 8 HR in 10 games. The only other Red Sox player this century to hit 8+ HR in a 10-game span is David Ortiz (several times).
- 🔴 Story recorded 21 RBI in 7 games from 5/19-26, the most ever by a Red Sox player in a 7-game span.
 - 🔴 Story's 7 HR from 5/19-26 tied the Red Sox record for a 7-game span, joining David Ortiz (2006), George Scott (1977), Dick Stuart (1964), and Jimmie Foxx (1938, '40).
 - 🔴 Was the 3rd player in MLB history with at least 7 HR, 21 RBI, and 11 runs over any 7-game span, joining Sammy Sosa (2002) and Jim Bottomley (1929).

Game	Stats
5/16 vs. HOU	1-for-3, R, HR, RBI, BB, SB
5/17 vs. HOU	2-for-4, R, 2B, BB
5/18 vs. HOU	0-for-3, R, BB
5/19 vs. SEA	4-for-4, 5 R, 3 HR, 7 RBI, BB, SB
5/20 vs. SEA	1-for-4, R, HR, 4 RBI
5/21 vs. SEA	0-for-3, RBI, SF
5/22 vs. SEA	1-for-4, R, HR, RBI, BB
5/24 at CWS	2-for-6, 2 R, HR, 4 RBI
5/25 at CWS	0-for-4
5/26 at CWS	2-for-4, 2 R, HR, 4 RBI, BB, SB
Totals: 13-for-39, 14 R, 2B, 8 HR, 22 RBI, 6 BB, 3 SB	

Personal

- Full name is Trevor John Story.
- He and his wife, Mallie, had their first child, Stetson, in March 2022 (see box below).
- Played with Major Leaguer Josh Bell on the Dallas Patriots, an elite travel team, as a teenager.
- Graduated from Irving (TX) High School.
- Committed to play at Louisiana State University prior to being selected by COL in the 2011 MLB Draft.
- Is a self-proclaimed sneaker head, with a preference for Jordan Brand footwear (see box below).

WHAT A WEEK

Trevor was introduced to Red Sox fans at a press conference in Fort Myers, FL, on Wednesday, 3/23/22. The next night, he received a call from his wife, who was going into labor back in Texas. "Yeah, it was in the middle of the night Thursday night, my wife called me and said this thing might be happening," Story told reporters. "I didn't sleep any that night. Got the earliest flight we could get out [Friday], jumped on it, and it was like a movie where I was speeding to the hospital and running through the lobby and straight to the delivery room. And he came very quick after that. I barely made it. Momma held on for me."

LEADERS AGAINST LHP, 1990-2022

Rk.	Player	SLG
1.	Mark McGwire	.640
2.	Frank Thomas	.635
3.	Albert Belle	.620
4.	Manny Ramirez	.617
5.	Paul Goldschmidt	.613
6.	Trevor Story	.611

Rk.	Player	OPS
1.	Frank Thomas	1.083
2.	Mark McGwire	1.069
3.	Manny Ramirez	1.060
4.	Paul Goldschmidt	1.047
5.	Barry Bonds	1.033
6.	Albert Belle	1.025
7.	Jeff Bagwell	1.023
8.	David Wright	.998
9.	Edgar Martinez	.997
10.	Mike Piazza	.990
11.	Ryan Braun	.989
12.	Juan Gonzalez	.988
T13.	Junior Spivey	.987
T13.	Trevor Story	.987
15.	Nolan Arenado	.985

Min. 500 PA vs. LHP

SNEAK ATTACK

In 2017, ahead of his 2nd season with Colorado, Story spoke with *The Denver Post* about his sneaker collection. "I am a huge sneaker head. I love collecting sneakers."

- Trevor shared, "I would see Jordan wearing his J's and even more with (Derek) Jeter and all of his cleats. Just being a fan of sports and seeing these guys' shoes, it made me love shoes a lot."
- Some sneakers have special meaning, including the black and white Jordan 11's he was wearing when the Rockies drafted him 45th overall in 2011.
- Trevor said in 2017 that his pair of white and baby blue Jordan Columbia 11s were his favorite at the time. They were originally released in 2001.

Trevor Story, Continued

Trevor Story's Career Record

YEAR	CLUB	AVG	G	AB	R	H	2B	3B	HR	RBI	SH	SF	HB	BB	SO	SB	CS	OBP	SLG	OPS
2011	Casper	.268	47	179	37	48	8	2	6	28	1	2	2	26	41	13	1	.364	.436	.800
2012	Asheville	.277	122	477	96	132	43	6	18	63	0	2	9	60	121	15	3	.367	.505	.872
2013	Modesto	.233	130	497	71	116	34	5	12	65	4	1	7	45	183	22	1	.305	.394	.699
2014	Modesto	.332	50	184	38	61	17	7	5	28	0	0	3	31	59	20	4	.436	.582	1.018
	Tulsa	.200	56	205	29	41	8	1	9	20	2	0	2	28	82	3	1	.302	.380	.682
	Tri-City	.286	2	7	2	2	1	0	0	0	0	0	0	1	3	0	0	.375	.429	.804
2015	New Britain	.285	69	256	46	73	20	6	10	40	0	4	5	36	73	15	2	.379	.527	.906
	Albuquerque	.277	61	256	37	71	20	4	10	40	0	1	2	16	68	7	1	.324	.504	.828
2016	COLORADO	.272	97	372	67	101	21	4	27	72	2	1	5	35	130	8	5	.341	.567	.908
2017	COLORADO	.239	145	503	68	120	32	3	24	82	0	1	2	49	191	7	2	.308	.457	.765
	Albuquerque	.273	4	11	2	3	0	0	1	2	0	0	0	2	3	1	0	.385	.545	.930
2018	COLORADO	.291	157	598	88	174	42	6	37	108	0	4	7	47	168	27	6	.348	.567	.915
2019	COLORADO	.294	145	588	111	173	38	5	35	85	0	3	7	58	174	23	8	.363	.554	.917
	Albuquerque	.333	2	6	0	2	0	0	0	0	0	0	0	0	2	0	0	.333	.333	.666
2020	COLORADO	.289	59	235	41	68	13	4	11	28	0	0	0	24	63	15	3	.355	.519	.874
2021	COLORADO	.251	142	526	88	132	34	5	24	75	0	5	11	53	139	20	6	.329	.471	.800
2022	BOSTON	.238	94	357	53	85	22	0	16	66	0	4	3	32	122	13	0	.303	.434	.707
	Portland	.600	2	5	3	3	2	1	0	1	3	0	1	0	1	1	0	.571	1.400	1.971
Major League Totals		.268	839	3179	516	853	202	27	174	516	2	18	35	298	987	113	30	.336	.513	.849
Minor League Totals		.265	545	2083	361	552	152	31	72	289	7	11	30	246	636	96	13	.349	.471	.820
Red Sox Totals		.238	94	357	53	85	22	0	16	66	0	4	3	32	122	13	0	.303	.434	.707

2011: Signed by the Colorado Rockies as a 1st-round selection (45th overall) in the June Draft (signed by Dar Cox); **2016:** On disabled list with a torn ligament in his left thumb, 8/2 through end of season; **2017:** On disabled list with a left shoulder strain, 5/10-22; **2019:** On injured list with a right thumb sprain, 6/20-7/1; **2021:** On injured list, 5/29-6/10; **2022:** Signed by the Boston Red Sox as a free agent, 3/22; On injured list with a right hand contusion, 7/14-8/26; On injured list with a left heel contusion, 9/19 through end of season

Postseason Record

AVG	G	AB	R	H	2B	3B	HR	RBI	SH	SF	HB	BB	SO	SB	CS	OBP	SLG	OPS
.318	5	22	3	7	2	0	1	1	0	0	0	0	7	0	0	.318	.545	.863

Wild Card Record

YEAR	CLUB	AVG	G	AB	R	H	2B	3B	HR	RBI	SH	SF	HB	BB	SO	SB	CS	OBP	SLG	OPS
2017	COL at ARI	.500	1	4	2	2	0	0	1	1	0	0	0	0	0	0	0	.500	1.250	1.750
2018	COL at CHC	.500	1	6	1	3	1	0	0	0	0	0	0	0	1	0	0	.500	.667	1.167
Wild Card Totals		.500	2	10	3	5	1	0	1	1	0	0	0	0	1	0	0	.500	.900	1.400

Division Series Record

YEAR	CLUB	AVG	G	AB	R	H	2B	3B	HR	RBI	SH	SF	HB	BB	SO	SB	CS	OBP	SLG	OPS
2018	COL vs. MIL	.167	3	12	0	2	1	0	0	0	0	0	0	0	6	0	0	.167	.250	.417

All-Star Game Record

YEAR	CLUB	AVG	G	AB	R	H	2B	3B	HR	RBI	SH	SF	HB	BB	SO	SB	CS	OBP	SLG	OPS
2018	NL at WSH	.500	1	2	1	1	0	0	1	1	0	0	0	0	1	0	0	.500	2.000	2.500
2019	NL at CLE	.000	1	1	0	0	0	0	0	0	0	0	0	0	1	0	0	.000	.000	.000
All-Star Game Totals		.500	2	3	1	1	0	0	1	1	0	0	0	0	2	0	0	.333	1.333	1.666

Career Fielding Record

POS	PCT.	G	GS	PO	A	E	TC	DP
2B	.984	94	92	157	215	66	378	50
SS	.979	733	722	987	2042	66	3095	487

Career Single-Game Highs

HITS: 4, 5x, last 5/19/22 vs. SEA; **DOUBLES:** 2, 20x, last 9/3/22 vs. TEX; **HOME RUNS:** 3, 2x, last 5/19/22 vs. SEA; **RBI:** 7, 2x, last 5/19/22 vs. SEA; **RUNS SCORED:** 5, 5/19/22 vs. SEA; **WALKS:** 3, 4x, last 5/1/22 at BAL; **STRIKEOUTS:** 5, 5/26/19 vs. BAL; **STOLEN BASES:** 3, 4/16/19 at SD; **HITTING STREAK:** 16, 4/11-28/19; **EJECTIONS (0)**

Home Run Notes

MULTI-HOME RUN GAMES (19): 3-HOME RUN GAMES (2): 9/5/18 vs. SF; 5/19/22 vs. SEA; **2-HOME RUN GAMES (17):** 4/4/16 at ARI; 4/8/16 vs. SD; 7/17/16 vs. PHI; 7/23/16 vs. ATL; 8/16/17 vs. ATL; 5/12/18 vs. MIL; 6/9/18 vs. ARI; 8/4/18 at MIL; 9/3/18 vs. SF; 4/5/19 vs. LAD; 5/24/19 vs. BAL; 5/31/19 vs. TOR; 9/13/19 vs. SD; 7/26/20 at TEX; 6/23/21 at SEA; 8/5/21 vs. CHC; 8/30/21 at TEX; **LEADOFF (2):** 8/30/19 vs. PIT off Dario Agrazal; 9/2/19 at LAD off Walker Buehler; **GRAND SLAMS (4):** 4/21/17 vs. SF off Johnny Cueto; 4/24/18 vs. SD off Eric Lauer; 4/25/21 vs. PHI off David Hale; 5/20/22 vs. SEA off Robbie Ray; **PINCH-HIT (1):** 6/16/17 vs. SF off Jeff Samardzija; **EXTRA-INNING (1):** 9/28/19 vs. MIL off Matt Albers (10th); **GAME-ENDING (4):** 7/15/18 vs. SEA off Nick Vincent; 5/24/19 vs. BAL off Mychal Givens; 9/28/19 vs. MIL off Matt Albers; 5/23/21 vs. ARI off Stefan Crichton; **INSIDE-THE-PARK (0)**

Major League Firsts

GAME: 4/4/16 at ARI (started at SS); **HIT:** 4/4/16 at ARI off Zack Greinke (HR, 3rd inning); **HOME RUN:** 4/4/16 at ARI off Zack Greinke (3-run, 3rd inning); **GAME-ENDING RBI:** 7/15/18 vs. SEA off Nick Vincent (HR, 9th inning)

17 RAIMEL TAPIA

OF

Bats: Left • **Throws:** Left • **Height:** 6-3 • **Weight:** 178

Opening Day Age: 29 • **MLB Service:** 5 years, 20 days

Born: 2/4/1994 in San Pedro de Macoris, DR

Acquired: Signed as a minor league free agent on 1/21/2023

Contract Status: Signed through 2023



Non-Roster Invitee

Career Highlights

Is in his 13th professional season, his 1st in the Red Sox organization.

Originally signed by COL as an international free agent in November 2010.

Has played in 567 MLB games for the Rockies (2016-21) and Blue Jays (2022).

Has made 287 starts in LF, 51 in CF, and 48 in RF.

Has made an Opening Day roster in each of the last 4 years (2019-22).

Has played 125+ MLB games in a season 3 times (138 in 2019, 133 in 2021, and 128 in 2022)...Also played 51 of 60 games in 2020.

Hit an inside-the-park HR on 4/20/19 vs. PHI and an inside-the-park grand slam on 7/22/22 at BOS.

Ranked by *Baseball America* as the No. 49 prospect in baseball in 2017...Ranked as one of his organization's top 10 prospects entering each season from 2014-17.

Named an MiLB.com Organizational All-Star every year from 2013-16.

Named a post-season All-Star in 2013 (Pioneer League), 2014 (South Atlantic League), and 2015 (California League), as well as a mid-season All-Star in 2015 (California League).

In 2013, recognized by Topps as the Pioneer League Player of the Year and as a Short-Season/Rookie All-Star.

2022 Highlights

Traded from the Rockies to the Blue Jays with INF Adrian Pinto, in exchange for OF Randal Grichuk on 3/24.

Made TOR's Opening Day roster and spent the entire season with the Blue Jays.

Played in 128 games and recorded a career-high 52 RBI.

Made 48 starts in LF, 33 in CF, 25 in RF, and 1 at DH.

Recorded 3 HR and 16 RBI in 15 games against the Red Sox, including 12 RBI in 6 games at Fenway Park.

On 4/26 vs. BOS, plated the winning run with a sac fly in the 10th inning on the 9th pitch of his at-bat.

On 6/8 at KC, hit a HR estimated at 441 feet, the 2nd-longest homer of his career (442 feet on 5/21/21 vs. ARI).

Recorded a career-high 6 RBI on 7/22 at BOS, becoming the 2nd Blue Jay ever to hit an inside-the-park grand slam.

Recorded at least 1 RBI in a career-best 6 consecutive games from 7/10-27.

Played in both of the Jays' AL Wild Card Series games against the Mariners...Started Game 1 in LF and entered Game 2 as a defensive replacement in LF.

DOWN ON THE FARM

According to a 2021 MLB.com story, Tapia has long had a love of animals and farming. "It started when I was little," said Tapia. "My dad had a lot of cows. He didn't have a farm, so they were, you know, on the patio. But that's where my love came from."

In 2016 and 2017, Tapia purchased land for a farm for his father, Rafael. On the farm, the Tapias have cows, goats, pigs, turkeys, and a lake stocked with fish and blue crabs.

PINCH ME

Tapia has slugged .455 in 120 career plate appearances as a pinch-hitter (26-for-110, 5 HR, 3 3B, 3 2B).

Made his MLB debut as a pinch-hitter on 9/2/16 vs. ARI and recorded a single off Zack Godley.

Also recorded a hit as a pinch-hitter in his 1st career Postseason plate appearance, in the 2017 NL Wild Card Game in Arizona.

His 1st career grand slam came as a pinch-hitter on 7/20/18 at ARI, giving COL a lead in the 7th inning.

Recorded 4 pinch-hit HR in 2019, including his 2nd pinch-hit grand slam on 9/27/19 vs. MIL.

Is the only player in Rockies franchise history to record multiple pinch-hit grand slams.

The only other players since the start of 2018 to record multiple pinch-hit grand slams are Hunter Renfroe (2) and Daniel Vogelbach (2).

Personal

Full name is Raimel Antonio Tapia.

Has 3 brothers and 3 sisters...His older brothers, Rafael Tapia, Antonio Linarez, and Jose Linarez, all played professional baseball but none are currently active players.

His brother, Antonio, runs a Little League program in the Dominican Republic.

Nicknamed El Cangrejo ("the crab").

Wore number 15 in Little League, his favorite number.

In 2020, donated and delivered food and supplies to his neighbors in the Dominican Republic at the onset of the COVID-19 pandemic.

Raimel Tapia, Continued

Raimel Tapia's Career Record

YEAR	CLUB	AVG	G	AB	R	H	2B	3B	HR	RBI	SH	SF	HB	BB	SO	SB	CS	OBP	SLG	OPS
2011	DSL Rockies	.262	67	248	29	65	6	3	1	35	5	1	2	26	41	15	8	.336	.323	.659
2012	DSL Rockies	.316	63	237	31	75	9	1	0	35	3	4	8	20	35	13	11	.383	.363	.746
2013	Grand Junction	.357	66	258	53	92	20	6	7	47	5	3	5	15	31	10	9	.399	.562	.961
2014	Asheville	.326	122	481	93	157	32	1	9	72	8	4	11	35	90	33	16	.382	.453	.835
2015	Modesto	.305	131	544	74	166	34	9	12	71	7	13	5	24	105	26	10	.333	.467	.800
2016	Hartford	.323	104	424	79	137	20	5	8	34	2	3	3	25	49	17	14	.363	.450	.813
	Albuquerque	.346	24	104	14	36	5	5	0	14	0	3	1	2	12	6	3	.355	.490	.845
	COLORADO	.263	22	38	4	10	0	0	0	3	0	1	0	2	11	3	0	.293	.263	.556
2017	Albuquerque	.369	58	263	45	97	20	8	2	30	0	1	0	13	42	12	2	.397	.529	.926
	COLORADO	.288	70	160	27	46	12	2	2	16	1	0	2	8	36	5	2	.329	.425	.754
2018	Albuquerque	.302	105	434	81	131	33	9	11	62	3	1	2	32	85	21	3	.352	.495	.847
	COLORADO	.200	25	25	6	5	2	1	1	6	0	0	0	2	7	0	0	.259	.480	.739
2019	COLORADO	.275	138	426	54	117	23	5	9	44	0	0	0	21	100	9	3	.309	.415	.724
2020	COLORADO	.321	51	184	26	59	8	2	1	17	1	3	2	14	38	8	2	.369	.402	.771
2021	Albuquerque	.357	4	14	2	5	3	0	0	2	0	0	0	0	2	2	0	.357	.571	.928
	COLORADO	.273	133	487	69	133	26	2	6	50	1	4	1	40	70	20	6	.327	.372	.699
2022	TORONTO	.265	128	411	47	109	20	3	7	52	3	1	0	16	81	8	2	.292	.380	.672
	Major League Totals	.277	567	1731	233	479	91	15	26	188	6	9	5	103	343	53	15	.318	.392	.710
	Minor League Totals	.320	744	3007	501	961	182	47	50	402	33	33	37	192	492	155	76	.364	.461	.825

2010: Signed by the Colorado Rockies as an non-drafted international free agent, 11/29 (signed by Rolando Fernandez, Jhonathan Leyba, and Hector Roa); **2019:** On injured list with a left hand contusion, 8/26-9/2; **2021:** On injured list with a right big toe strain, 8/10-30; **2022:** Acquired by the Toronto Blue Jays along with INF Adrian Pinto in exchange for OF Randal Grichuk and cash considerations, 3/24; **2023:** Signed by the Boston Red Sox as a minor league free agent, 1/21

Wild Card Record

YEAR	CLUB	AVG	G	AB	R	H	2B	3B	HR	RBI	SH	SF	HB	BB	SO	SB	CS	OBP	SLG	OPS
2017	COL at ARI	1.000	1	1	0	1	0	0	0	0	0	0	0	0	0	0	0	1.000	1.000	2.000
2022	TOR vs. SEA	.000	2	6	0	0	0	0	0	0	0	0	0	0	1	0	0	.000	.000	.000
	Wild Card Totals	.143	3	7	0	1	0	0	0	0	0	0	0	0	1	0	0	.143	.143	.286

Career Fielding Record

POS	PCT.	G	GS	PO	A	E	TC	DP
OF	.980	453	386	703	20	15	738	1

Career Single-Game Highs

HITS: 4, 5x, last 4/29/22 at HOU; **DOUBLES:** 2, 10x, last 6/1/22 vs. CWS; **HOME RUNS:** 1, 26x, last 9/30/22 vs. BOS; **RBI:** 6, 7/22/22 at BOS; **RUNS SCORED:** 4, 5/31/19 vs. TOR; **WALKS:** 4, 8/20/20 vs. HOU; **STRIKEOUTS:** 3, 11x, last 10/2/22 vs. BOS; **STOLEN BASES:** 2, 4x, last 7/25/21 at LAD; **HITTING STREAK:** 18, 6/2-22/21; **EJECTIONS (1):** 9/11/21 at PHI (HP, Mike Estabrook)

Home Run Notes

MULTI-HOME RUN GAMES (0); 2-HOME RUN GAMES (0); LEADOFF (1): 9/4/20 at LAD off Dustin May; **GRAND SLAMS (4):** 7/20/18 at ARI off Archie Bradley; 9/27/19 vs. MIL off Jay Jackson; 5/4/21 vs. SF-G1 off Aaron Sanchez; 7/22/22 at BOS off Austin Davis; **PINCH-HIT (5):** 7/20/18 at ARI off Archie Bradley; 4/22/19 at WSH off Kyle Barraclough; 6/22/19 at LAD off Caleb Ferguson; 7/15/19 at SF-G1 off Jeff Samardzija; 9/27/19 vs. MIL off Jay Jackson; **EXTRA-INNING (0); GAME-ENDING (1):** 4/23/19 vs. PHI off Héctor Neris; **INSIDE-THE-PARK (2):** 4/20/19 vs. PHI off Aaron Nola; 7/22/22 at BOS off Austin Davis

Major League Firsts

GAME: 9/2/16 vs. ARI (entered in 6th inning as pinch-hitter); **HIT:** 9/2/16 vs. ARI off Zack Godley (single, 6th inning); **HOME RUN:** 6/30/17 at ARI off Robbie Ray (solo, 6th inning); **GAME-ENDING RBI:** 6/15/17 vs. SF off Hunter Strickland (single, 9th inning)

2 JUSTIN TURNER

INF

Bats: Right • **Throws:** Right • **Height:** 5-11 • **Weight:** 208

Opening Day Age: 38 • **MLB Service:** 12 years, 45 days

Born: 11/23/1984 in Long Beach, CA

Acquired: Signed as a free agent on 1/6/2023

Contract Status: Signed through 2023 (player option for 2024)



The Rundown

🔥 Is in his 18th professional season, his 15th in the majors and 1st with the Red Sox.

🔥 Has batted .289 (1,307-for-4,522) with an .832 OPS, 292 2B, 164 HR, and 663 RBI in 1,393 games for BAL (2009-10), NYM (2010-13), and LAD (2014-22).

🔥 Spent 2006-08 in the CIN organization after being selected in the 7th round of the 2006 First-Year Player Draft out of California State University, Fullerton.

🔥 Is a World Series champion (2020 LAD) and 2-time NL All-Star (2017, '21).

🔥 Finished among the top 15 in NL Most Valuable Player voting in 2016 (9th), 2017 (8th), and 2018 (14th).

🔥 Batted .275 or better in each of the 10 seasons from 2013-22, 1 of 3 players to do so (min. 150 PA per season; also Freddie Freeman and Starling Marte).

🔥 Joins current Red Sox and former Dodgers teammate Kenley Jansen as the only players to appear in at least 1 Postseason game in each of the last 9 years (2014-22).

🔥 Named the 2022 Roberto Clemente Award recipient... Also nominated in 2017, 2018, 2020, and 2021.

🔥 Is the Dodgers' all-time Postseason leader in games (86), runs (43), hits (85), doubles (19), RBI (42), and HR (tied, 13).

🔥 Has 14 multi-HR games (one 3-HR game), 7 pinch-hit HR, 2 grand slams, and 1 leadoff HR.

🔥 Has been hit by a pitch 111 times, all since 2011...From 2011-22, ranked 6th in the majors in HBP.

THE JUSTIN TURNER FOUNDATION

In 2016, Justin and his wife Kourtney founded the Justin Turner Foundation. The organization's mission is to support homeless veterans and children (and their families) battling life-altering illnesses and diseases, as well as to support various youth baseball organizations.

Since its founding, the JTF has provided over 70,000 toys and 14,000 bicycles to children in the Los Angeles area through its holiday giving efforts. The foundation has also partnered with the Dream Center to provide housing for veterans and assist their drive-through and walk-up food & essentials line through the COVID-19 pandemic.

For more information, visit justinturnerfoundation.com.

TURNER'S MLB RANKINGS IN THE LAST 10 YEARS (2013-22)

Stat	Rank
.295 AVG*	14th
.372 OBP*	11th
.857 OPS*	19th
34.4 FanGraphs WAR	T-22nd

*Among 172 players with at least 3,000 PA

TURNER'S ALL-TIME POSTSEASON RANKINGS

Stat	Rank
86 games	T-13th
43 runs scored	T-15th
42 RBI	T-12th
85 hits	T-14th
19 2B	T-5th
13 HR	T-19th
33 XBH	T-10th
13 HBP	1st

TURNER IN THE REGULAR SEASON

Pos.	Games	Starts	Inn.
1B	39	25	238.1
2B	133	103	953.1
3B	963	882	7,715.2
SS	46	30	280.2
LF	1	0	1.0
P	1	0	1.0
DH	91	90	

FULL CIRCLE

Justin made his MLB debut at Fenway Park on 9/8/09 as a member of the Orioles. In the top of the 7th inning, he pinch-hit for Melvin Mora and struck out against Clay Buchholz, then remained in the game at third base. He would go on to line out against Michael Bowden in the 9th inning.

Justin Turner, Continued

Additional Career Highlights

- Has hit a career-high 27 HR three times (2016, '19, '21).
- Has posted at least a .350 OBP with fewer than 100 SO in a season 8 times, including each of the last 6 years.
- Owens a .308 career AVG with RISP (320-for-1,038).
- During his career, has hit .295 with an .839 OPS against RHP and .276 with an .818 OPS against LHP.
- Has hit .329 (25-for-76) with an .871 OPS in extra innings.
- In 2016, was named a finalist for both the Gold Glove Award at third base and Marvin Miller Man of the Year.
- Has been named NL Player of the Month (August 2018) and NL Rookie of the Month (May 2011)...Became the 1st Mets player to win Rookie of the Month.
- Recorded a career-best 16-game hitting streak during April 2017 (4/3-30), which he later matched in 2022.
- Reached base safely in a career-best 39 consecutive games from 8/4/20-4/10/21.
- His lone pitching appearance as a professional came on 8/29/21 vs. COL (scoreless 9th inning).
- Posted a 1.066 OPS after the All-Star break in 2018, the 6th-highest mark in Dodgers history behind Manny Ramirez (1.232 in 2008), Mike Piazza (1.147 in 1997), Duke Snider (1.132 in 1953), Adrián Beltré (1.106 in 2004), and Shawn Green (1.071 in 2001).
- In August 2018, became the 7th Dodger to hit .400+ with 18+ XBH in a calendar month, joining Jackie Robinson (May 1949), Babe Herman (July 1930, July 1929), Del Bishonette (May 1930), John Frederick (May 1929), and Zack Wheat (August 1925).
- Underwent arthroscopic surgery on his left knee to clean up loose bodies on 10/22/15 (performed by Dr. Neal ElAttrache).
- Made the Dodgers' Opening Day roster in 2014 after attending Spring Training as a non-roster invitee...Started Opening Day at 2B vs. ARI in Australia.
- Reached base safely in 28 consecutive games from 6/1-7/6/11...At the time, was the longest single-season on-base streak by a rookie in NYM history...It has since been surpassed by Pete Alonso (34 games in 2019).
- Recorded at least 1 RBI in a career-best 7 consecutive games during May 2011 (5/14-21, 12 RBI), also the longest streak by a rookie in NYM history.
- With Triple-A Buffalo in 2010, went 6-for-6 and hit for the cycle on 9/6...Became the 1st Bisons player to collect 6 hits in a game during the Modern Era (since 1900).
- Named a Midwest League mid- and post-season All-Star with Single-A Dayton in 2007 and Pioneer League post-season All-Star with Rookie-level Billings in 2006.

Postseason Highlights

- Ranks T-13th all-time in Postseason games played.
- Is 1 of 12 players in MLB history to appear in as many as 9 consecutive Postseasons (see table above).
- Joins current Red Sox and former Dodgers teammate Kenley Jansen as the only players to appear in at least 1 Postseason game in each of the last 9 years (2014-22).
- Is the Dodgers' all-time Postseason leader in games (86), runs (43), hits (85), doubles (19), RBI (42), and HR (tied, 13).
- Among active players in the Postseason, ranks T-2nd in games (86), 3rd in hits (85), 4th in XBH (33), and 4th in RBI (42).

PLAYERS TO APPEAR IN 9 CONSECUTIVE POSTSEASONS, MLB HISTORY

Rk.	Player	Seasons
1.	Mariano Rivera	13 (1995-2007)
T2.	Derek Jeter	12 (1996-2007)
T2.	Bernie Williams	12 (1995-2006)
T4.	Tom Glavine	*11 (1991-2002)
T4.	Chipper Jones	11 (1995-2005)
T4.	Jorge Posada	11 (1997-2007)
T4.	Mike Stanton	*11 (1991-2002)
T8.	Kenley Jansen	10 (2013-2022)
T8.	Andruw Jones	10 (1996-2005)
T8.	Greg Maddux	*10 (1993-2003)
T11.	Andy Pettitte	9 (1995-2003)
T11.	Justin Turner	9 (2014-2022)

**There was no MLB Postseason in 1994*

- Is 1 of 12 players in MLB history with at least 40 runs scored, 40 RBI, and an .800 OPS (see table on next page).
- Of his 13 career HR in the Postseason, 7 have given his team the lead and 1 has tied the score.
- Won the 2020 World Series...Also played in the Fall Classic in 2017 and '18.
- Went 4-for-5 with 2 runs, 1 2B, 1 HR, and 1 RBI in Game 4 of the 2020 World Series at TB...Is 1 of 4 Dodgers players to record a franchise-best 4 hits in a World Series game...The others are Corey Seager (also 2020 Game 4 at TB), Maury Wills (1965 Game 5 vs. MIN), and Jim Gilliam (1959 Game 5 vs. CWS).
- Recorded 14 RBI in the 2017 Postseason...At the time, were the most RBI during a single Postseason in Dodgers history...Are tied for the 2nd-most by a Dodgers player in a single Postseason (Corey Seager-20 in 2020, Max Muncy-14 in 2020).
- Named co-MVP of the 2017 NLCS with teammate Chris Taylor after batting .333 (6-for-18) with 2 HR and 7 RBI...Hit a walk-off 3-run HR in Game 2 vs. CHC off John Lackey in the 9th inning.
- Recorded a Postseason career-high 5 RBI in Game 1 of the 2017 NLDS vs. ARI...Is 1 of 5 Dodgers with as many as 5 RBI in a Postseason game...Joined by Kiké Hernández (7, 2017 NLCS Game 5 at CHC), Chris Taylor (6, 2021 NLCS Game 5 vs. ATL), Pedro Guerrero (5, 1981 World Series Game 6 at NYY), and Davey Lopes (5, 1978 World Series Game 1 vs. NYY).
- Recorded a 13-game NLDS hitting streak spanning 2016-19...Is tied for the 2nd-longest LDS hitting streak (Derek Jeter 15, David Ortiz 13, Bernie Williams 13).
- Reached base safely in 15 consecutive Postseason games from Game 1 of the 2015 NLDS through Game 5 of the 2016 NLCS...Is tied for the 3rd-longest on-base streak in Dodgers Postseason history (Chris Taylor 18, Corey Seager 17, Max Muncy 15).
- Hit 6 doubles during the 2015 NLDS vs. NYM, tied for the most ever by any player in a single Postseason series...The others are Hideki Matsui (2004 ALCS with NYY) and Pete Fox (1934 World Series with DET).

2022 MLB RANKINGS FROM 6/30 THROUGH END OF SEASON

Rk.	Player	AVG
1.	Justin Turner	.349
2.	Freddie Freeman	.341
3.	Aaron Judge	.331
4.	Christian Arroyo	.330

Rk.	Player	OPS
1.	Aaron Judge	1.212
2.	Albert Pujols	1.057
3.	Justin Turner	.968

Min. 150 PA

PLAYERS WITH AT LEAST 40 RUNS SCORED, 40 RBI, AND AN .800 OPS IN THE POSTSEASON (CAREER)

Player	R	RBI	OPS
Jose Altuve	78	49	.844
Carlos Beltrán	45	42	1.021
Reggie Jackson	41	48	.885
Derek Jeter	111	61	.838
Chipper Jones	58	47	.864
Mickey Mantle	42	40	.908
David Ortiz	51	61	.947
Albert Pujols	57	54	.995
Manny Ramirez	67	78	.937
Alex Rodriguez	43	41	.822
Justin Turner	43	42	.830
Bernie Williams	83	80	.850

2022 Highlights

- 🔥 Played 128 games...Made 66 starts at 3B and 61 at DH.
- 🔥 Hit .278 (130-for-468) with a .788 OPS, 61 runs scored, 36 2B, 13 HR, and 81 RBI.
- 🔥 Turner's 36 2B set a career high and marked his 5th season with at least 30 2B (also 2011, '16, '17, '18).
- 🔥 Ranked among NL leaders in AVG (10th), OBP (13th, .350), and doubles (T-12th).
- 🔥 With RISP, batted .339 (41-for-121) with a 1.008 OPS.
- 🔥 Hit 2 HR in a game on 6/30 vs. SD and 9/11 at SD... Were the 13th and 14th multi-HR games of his career.
- 🔥 Beginning 6/30 through the end of the season, led the majors (min. 150 PA) in AVG (.349) and ranked 3rd in OPS (.968)...Was 75-for-215 with 16 2B, 9 HR, and 43 RBI in 59 games during the stretch.
- 🔥 Matched a career best with a 16-game hitting streak from 8/19-9/7, during which he batted .441 (26-for-59) with 11 XBH and 15 RBI.
- 🔥 Reached base safely in 20 consecutive games from 6/28-8/10...During the span, batted .420 with a .494 OBP (29-for-69, 9 BB, 2 HBP).

NUMBER TWO, THROUGH AND THROUGH

In February 2023, Justin explained to media why he has worn No. 2 for most of his life. "I think I was born at 2:22 in the morning. My dad was always No. 2. My cousin was always No. 2. I've worn No. 2 since I was four years old. My freshman year in college I wore No. 23 because an older player had No. 2 and then I switched back to No. 2. And I've literally worn No. 2 pretty much every day my whole life. My (Twitter) handle is @redturn2 because of No. 2, not because I'm a master double play turner."

Turner also spoke about honoring the legacy of the late Jerry Remy. "I'm excited to hopefully make Remy proud of what I do and what I accomplish. I know a lot of guys have worn No. 2 before me. It is a big deal. I don't take it lightly and I want to make them proud. I know how beloved (Remy) is to Red Sox Nation and would never want to do anything to disrespect the number. Actually, I'm happy I get to wear it and represent him."

Personal

- 🔥 Full name is Justin Matthew Turner.
- 🔥 Married to wife, Kourtney...Their wedding in 2017 was officiated by former MLB pitcher Orel Hershiser.
- 🔥 Nickname is "Red."
- 🔥 Played 4 seasons at California State University, Fullerton (2003-06)...Won the 2004 College World Series...Named to the CWS All-Tournament team as senior in 2006 (2B) and as a freshman in 2003 (SS).
- 🔥 Selected twice in the MLB First-Year Player Draft: by NYY in 2005 (29th round, did not sign) and CIN in 2006 (7th round).
- 🔥 Graduated from Mayfair High School in Lakewood, CA.
- 🔥 Played for Yarmouth-Dennis in the Cape Cod Baseball League during the summer of 2005.

In the Community

- 🔥 Justin and Kourtney in 2016 founded the Justin Turner Foundation (see box on page 191).
- 🔥 In recognition of his impact on the local community in Los Angeles, the Los Angeles City Council proclaimed 1/22/19 as Justin Turner Day in Los Angeles.
- 🔥 Is the only 3-time winner of the Roy Campanella Award (2017, '19, '20), which is given to the Dodgers player who best exemplifies the spirit and leadership of the late Hall of Fame catcher.
- 🔥 Has held an annual charity golf tournament to benefit the Justin Turner Foundation beginning in 2016, held in 2023 at Sherwood Country Club in Thousand Oaks, CA.
- 🔥 During his time with the Dodgers, was a frequent visitor to the Los Angeles Dream Center and made numerous trips to children's hospitals to visit with patients.

Justin Turner, Continued

Justin Turner's Career Record

YEAR	CLUB	AVG	G	AB	R	H	2B	3B	HR	RBI	SH	SF	HB	BB	SO	SB	CS	OBP	SLG	OPS
2006	Billings	.338	60	231	53	78	16	3	6	41	0	2	7	23	38	12	2	.411	.511	.922
2007	Dayton	.311	117	466	70	145	25	4	10	59	0	2	9	39	72	12	8	.374	.446	.820
	Sarasota	.200	6	20	2	4	0	0	0	0	0	0	0	1	2	0	0	.238	.200	.438
2008	Sarasota	.316	33	136	23	43	8	1	0	11	0	0	3	12	19	3	1	.384	.390	.774
	Chattanooga	.289	78	280	45	81	14	1	8	42	3	6	1	33	54	2	1	.359	.432	.791
2009	Norfolk	.300	108	387	54	116	28	0	2	43	4	8	8	34	37	9	4	.362	.388	.750
	BALTIMORE	.167	12	18	2	3	0	0	0	0	0	0	0	4	3	0	0	.318	.167	.485
2010	Norfolk	.250	23	84	11	21	8	0	1	8	1	1	0	9	13	2	0	.319	.381	.700
	BALTIMORE	.000	5	9	0	0	0	0	0	0	0	0	0	0	3	0	0	.000	.000	.000
	Buffalo	.333	78	312	58	104	22	1	11	35	4	2	6	24	38	5	3	.390	.516	.906
	NEW YORK-NL	.125	4	8	1	1	1	0	0	0	0	0	0	1	0	0	0	.222	.250	.472
2011	Buffalo	.300	10	40	6	12	3	2	0	2	0	0	2	2	6	0	0	.364	.475	.839
	NEW YORK-NL	.260	117	435	49	113	30	0	4	51	2	1	10	39	59	7	2	.334	.356	.690
2012	NEW YORK-NL	.269	94	171	20	46	13	1	2	19	0	1	4	9	24	1	1	.319	.392	.711
	Buffalo	.250	2	8	0	2	0	0	0	0	0	0	0	0	0	0	0	.250	.250	.500
2013	NEW YORK-NL	.280	86	200	12	56	13	1	2	16	1	1	1	11	34	0	1	.319	.385	.704
	GCL Mets	.000	1	4	0	0	0	0	0	0	0	0	0	0	1	2	0	.200	.000	.200
	St. Lucie	.000	1	1	0	0	0	0	0	0	0	0	0	0	0	0	0	.000	.000	.000
	Binghamton	.400	4	15	5	6	2	0	0	1	0	0	1	1	2	0	0	.471	.533	1.004
	Brooklyn	.300	3	10	2	3	1	0	0	0	0	0	0	2	3	0	0	.417	.400	.817
2014	LOS ANGELES-NL	.340	109	288	46	98	21	1	7	43	0	2	4	28	58	6	1	.404	.493	.897
	Rancho Cucamonga	.200	2	5	1	1	0	0	0	0	0	0	0	2	0	0	0	.429	.200	.629
2015	LOS ANGELES-NL	.294	126	385	55	113	26	1	16	60	1	4	13	36	71	5	2	.370	.491	.861
2016	LOS ANGELES-NL	.275	151	556	79	153	34	3	27	90	0	8	10	48	107	4	1	.339	.493	.832
2017	LOS ANGELES-NL	.322	130	457	72	147	32	0	21	71	1	7	19	59	56	7	1	.415	.530	.945
	Rancho Cucamonga	.333	1	3	0	1	0	0	0	1	0	0	0	0	0	0	0	.333	.333	.666
2018	Rancho Cucamonga	.000	2	6	0	0	0	0	0	0	0	0	0	1	0	0	0	.143	.000	.143
	LOS ANGELES-NL	.312	103	365	62	114	31	1	14	52	0	2	12	47	54	2	1	.406	.518	.924
2019	LOS ANGELES-NL	.290	135	479	80	139	24	0	27	67	0	5	14	51	88	2	0	.372	.509	.881
2020	LOS ANGELES-NL	.307	42	150	26	46	9	1	4	23	0	1	6	18	26	1	0	.400	.460	.860
2021	LOS ANGELES-NL	.278	151	533	87	148	22	0	27	87	0	6	12	61	98	3	0	.361	.471	.832
2022	LOS ANGELES-NL	.278	128	468	61	130	36	0	13	81	0	8	6	50	89	3	0	.350	.438	.788
Major League Totals		.289	1393	4522	652	1307	292	9	164	663	5	46	111	462	770	41	10	.366	.466	.832
Minor League Totals		.307	529	2008	330	617	127	12	38	243	12	21	37	184	286	45	19	.372	.439	.811

2005: Selected by the New York Yankees in the 29th round of the First-Year Player Draft (did not sign); **2006:** Signed by the Cincinnati Reds as a 7th-round selection in the First-Year Player Draft (signed by Mike Misuraca); **2008:** Acquired by the Baltimore Orioles with OF Ryan Freel and INF Brandon Waring in exchange for C Ramón Hernández, 12/9; **2010:** Claimed off waivers by the New York Mets, 5/25; **2012:** On disabled list with a sprained right ankle, 5/29-6/15; **2013:** On disabled list with a left intercostal strain, 6/17-7/21; **2014:** Signed by the Los Angeles Dodgers as a minor league free agent, 2/6; On disabled list with a left hamstring strain, 6/29-7/17; **2015:** On disabled list with a right thigh skin infection, 7/27-8/12; **2016:** Signed by the Los Angeles Dodgers as a free agent, 11/3; **2017:** On disabled list with a right hamstring strain, 5/19-6/8; **2018:** On injured list with a left wrist fracture, 3/26-5/14; On injured list with a right groin strain, 7/23-8/1; **2020:** On injured list with a left hamstring strain, 9/1-14; **2021:** Signed by the Los Angeles Dodgers as a free agent, 2/19; **2022:** On injured list with an abdominal strain, 7/30-8/8; **2023:** Signed by the Boston Red Sox as a free agent, 1/6.

Postseason Record

AVG	G	AB	R	H	2B	3B	HR	RBI	SH	SF	HB	BB	SO	SB	CS	OBP	SLG	OPS
.270	86	315	43	85	19	1	13	42	0	2	13	38	59	5	0	.370	.460	.830

Wild Card Record

YEAR	CLUB	AVG	G	AB	R	H	2B	3B	HR	RBI	SH	SF	HB	BB	SO	SB	CS	OBP	SLG	OPS
2020	LAD vs. MIL	.000	2	8	0	0	0	0	0	0	0	0	0	0	1	0	0	.000	.000	.000
2021	LAD vs. STL	.250	1	4	1	1	0	0	1	1	0	0	0	0	1	0	0	.250	1.000	1.250
Wild Card Totals		.083	3	12	1	1	0	0	1	1	0	0	0	0	2	0	0	.083	.333	.416

Division Series Record

YEAR	CLUB	AVG	G	AB	R	H	2B	3B	HR	RBI	SH	SF	HB	BB	SO	SB	CS	OBP	SLG	OPS
2014	LAD vs. STL	.000	2	2	0	0	0	0	0	0	0	0	0	0	1	0	0	.000	.000	.000
2015	LAD vs. NYM	.526	5	19	2	10	6	0	0	4	0	0	0	1	3	1	0	.550	.842	1.392
2016	LAD vs. WSH	.400	5	15	5	6	0	1	1	5	0	0	2	5	2	0	0	.591	.733	1.324
2017	LAD vs. ARI	.462	3	13	1	6	0	0	1	5	0	0	1	1	1	1	0	.533	.692	1.225
2018	LAD vs. ATL	.357	4	14	2	5	1	0	0	1	0	0	0	4	0	1	0	.500	.429	.929
2019	LAD vs. WSH	.286	5	21	3	6	2	0	2	5	0	1	1	1	2	1	0	.333	.667	1.000
2020	LAD vs. SD	.200	3	10	4	2	0	0	0	3	0	1	1	3	2	0	0	.400	.200	.600
2021	LAD vs. SF	.050	5	20	1	1	0	0	0	0	0	0	1	1	4	0	0	.136	.050	.186
2022	LAD vs. SD	.154	4	13	0	2	0	0	0	0	0	0	0	3	3	0	0	.313	.154	.467
Division Series Totals		.299	36	127	18	38	9	1	4	23	0	2	6	19	18	4	0	.409	.480	.889

League Championship Series Record

YEAR	CLUB	AVG	G	AB	R	H	2B	3B	HR	RBI	SH	SF	HB	BB	SO	SB	CS	OBP	SLG	OPS
2016	LAD vs. CHC	.200	6	20	1	4	0	0	1	3	0	0	2	2	3	1	0	.333	.350	.683
2017	LAD vs. CHC	.333	5	18	3	6	0	0	2	7	0	0	0	5	4	0	1	.478	.667	1.145
2018	LAD vs. MIL	.241	7	29	2	7	0	0	1	3	0	0	1	1	7	0	0	.290	.345	.635
2020	LAD vs. ATL	.280	7	25	6	7	2	0	1	1	0	0	1	3	4	0	0	.379	.480	.859
2021	LAD vs. ATL	.200	4	10	1	2	0	0	0	0	0	0	1	1	3	0	0	.333	.200	.533
LCS Totals		.255	29	102	13	26	2	0	5	14	0	0	5	12	21	1	0	.361	.422	.783

World Series Record

YEAR	CLUB	AVG	G	AB	R	H	2B	3B	HR	RBI	SH	SF	HB	BB	SO	SB	CS	OBP	SLG	OPS
2017	LAD vs. HOU	.160	7	25	4	4	2	0	1	2	0	0	2	4	4	0	0	.323	.360	.686
2018	LAD vs. BOS	.333	5	24	2	8	2	0	0	0	0	0	0	2	6	0	0	.385	.417	.802
2020	LAD vs. TB	.320	6	25	5	8	4	0	2	2	0	0	0	1	8	0	0	.346	.720	1.066
World Series Totals		.270	18	74	11	20	8	0	3	4	0	0	2	7	18	0	0	.349	.500	.849

All-Star Game Record

YEAR	CLUB	AVG	G	AB	R	H	2B	3B	HR	RBI	SH	SF	HB	BB	SO	SB	CS	OBP	SLG	OPS
2017	NL at MIA	.000	1	1	0	0	0	0	0	0	0	0	0	0	0	0	0	.000	.000	.000
2021	NL at COL	.500	1	2	0	1	0	0	0	0	0	0	0	0	0	0	0	.500	.500	1.000
All-Star Game Totals		.333	2	3	0	1	0	0	0	0	0	0	0	0	0	0	0	.333	.333	.667

Career Fielding Record

POS	PCT.	G	GS	PO	A	E	TC	DP
P	1.000	1	0	1	0	0	1	0
1B	.987	39	25	207	15	3	225	23
2B	.977	133	103	213	298	12	523	58
3B	.965	963	882	496	1616	77	2189	141
SS	.958	46	30	44	92	6	142	18
OF	-	1	0	0	0	0	0	0

Career Single-Game Highs

HITS: 5, 5/26/19 at PIT; **DOUBLES:** 3, 3x, last 5/10/22 at PIT; **HOME RUNS:** 3, 5/7/19 vs. ATL; **RBI:** 6, 5/7/19 vs. ATL; **RUNS SCORED:** 3, 12x, last 8/25/20 at SF; **WALKS:** 3, 7x, last 6/4/22 vs. NYM; **STRIKEOUTS:** 4, 5/11/21 vs. SEA; **STOLEN BASES:** 2, 8/6/17 at NYM; **HITTING STREAK:** 16, 2x, last 8/19-9/7/22; **EJECTIONS (4):** 5/31/15 vs. STL (HP Marty Foster); 6/12/16 vs. SF (HP Mike Mutschinski); 9/6/17 vs. ARI (HP Chad Fairchild); 6/21/19 at COL (HP Chad Fairchild)

Home Run Notes

MULTI-HOME RUN GAMES (14): **3-HOME RUN GAMES (1):** 5/7/19 vs. ATL; **2-HOME RUN GAMES (13):** 8/6/11 vs. ATL; 9/23/14 vs. SF; 6/17/16 vs. MIL; 7/21/16 at WSH; 7/9/17 vs. KC; 8/8/17 at ARI; 8/13/17 vs. SD; 8/11/19 vs. ARI; 9/25/20 vs. LAA; 6/9/21 at PIT; 9/7/21 at STL; 6/30/22 vs. SD; 9/11/22 at SD; **LEADOFF (1):** 9/23/14 vs. SF off Madison Bumgarner; **GRAND SLAMS (2):** 7/10/21 vs. ARI off Caleb Smith; 9/11/22 at SD off Craig Stammen; **PINCH-HIT (7):** 4/27/15 vs. SF off Yusmeiro Petit (8th inning); 5/10/15 at COL off Scott Oberg (8th inning); 6/22/16 at SD off Ryan Buchter (7th inning); 4/29/17 vs. PHI off Héctor Neris (9th inning); 9/2/17 at SD-G1 off Brad Hand (9th inning); 7/17/19 at PHI off Austin Davis (8th inning); 5/4/21 at CHC-G2 off Dillon Maples (8th inning); **EXTRA-INNING (1):** 6/24/18 at NYM off Chris Flexen (11th inning); **GAME-ENDING (0); INSIDE-THE-PARK (0)**

Major League Firsts

GAME: 9/8/09 at BOS (entered as a pinch hitter in 7th inning); **HIT:** 9/11/09 at NYY off Mike Dunn (single, 9th inning); **HOME RUN:** 5/15/11 at HOU off Aneury Rodriguez (3-run, 6th inning); **GAME-ENDING RBI:** 6/22/11 vs. OAK off Brad Ziegler (hit by pitch, 13th inning)

83 ENMANUEL VALDEZ

INF/OF



Bats: Left • **Throws:** Right • **Height:** 5-9 • **Weight:** 188

Opening Day Age: 24 • **MLB Service:** None

Born: 12/28/1998 in San Juan, DR

Acquired: From the Houston Astros with OF Wilner Abreu in exchange for C Christian Vázquez on 8/1/2022

Contract Status: Signed through 2023

Career Highlights

- Is in his 1st full season in the Red Sox organization, after being acquired in August 2022.
- Attended his 1st MLB Spring Training camp in 2023 after being added to the 40-man roster on 11/10/22.
- Originally signed by HOU as an international free agent in July 2015.
- Enters 2023 ranked as one of the Sox' top prospects by *Baseball America* (No. 19) and *MLB.com* (No. 18).
- Hit 25+ HR with 90+ RBI in both 2021 and 2022.
- Has appeared at every position other than CF and P.
- Named to the 2022 MLB Pipeline Prospect Team of the Year (1st Team) at 2nd base.
- Named a 2021 MiLB.com Organization All-Star (HOU).
- Named Double-A Texas League Player of the Month for May 2022 with Corpus Christi.
- Has twice received MiLB Player of the Week honors, both in 2022: 5/16-22 (Double-A Texas League) and 8/29-9/4 (Triple-A International League).
- Has hit multiple HR in a game 10 times during his career: 1 in 2016, 5 in 2021, and 4 in 2022.

2022 Highlights

- Split the season between the BOS and HOU systems... Hit .296 (148-for-500) with a .918 OPS, 92 runs, 35 2B, 2 3B, 28 HR, and 107 RBI.
- Played 44 games for Triple-A Worcester, 38 for Triple-A Sugar Land, and 44 for Double-A Corpus Christi.
- Named to the 2022 MLB Pipeline Prospect Team of the Year (1st Team) at 2nd base.
- Was 1 of 4 MiLB players with at least 35 2B, 25 HR, and 100 RBI during 2022 (see table on right).
- Set career highs in games played (126), runs (92), hits (148), doubles (35), HR (28), RBI (107), AVG (.296), OBP (.376), SLG (.542), and OPS (.918).
- Ranked among all minor leaguers in RBI (T-6th), total bases (8th, 271), and XBH (T-12th, 65).
- Led HOU minor leaguers in AVG (.327).
- In 82 games at the Triple-A level, hit .265 (88-for-332) with an .815 OPS, 52 runs, 19 2B, 2 3B, 17 HR, and 62 RBI.
- Hit multiple HR in a game 4 times: twice with Sugar Land and once each with Corpus Christi and Worcester.
- Posted a .309 AVG/.996 OPS against RHP compared to a .261 AVG/.703 OPS against LHP.
- Recorded 44 multi-hit games, including 16 with at least 3 hits, and 2 with a season-high 4 hits.

SUPER UTILITY

Enmanuel has appeared at each defensive position with the exception of CF and pitcher during his minor league career. Of his 133 defensive starts at the Double-A and Triple-A levels, 108 have been at either 2B or 3B.

VALDEZ'S CAREER DEFENSIVE BREAKDOWN

Pos.	Games	Starts
2B	267	261
3B	133	128
LF	18	17
1B	6	6
SS	2	2
RF	1	1
C	1	0

VALDEZ'S RANKINGS AMONG ASTROS MINOR LEAGUERS IN 2022

Stat	Rank	Stat	Rank
.327 AVG	1st	1.016 OPS	2nd
.410 OBP	3rd	48 XBH	4th
.606 SLG	2nd	77 RBI	4th

MINOR LEAGUERS WITH 35+ DOUBLES, 25+ HOME RUNS, AND 100+ RBI IN 2022

Player (Org.)	2B	HR	RBI
Michael Busch (LAD)	38	32	108
Matt Mervis (CHC)	40	36	119
Enmanuel Valdez (HOU/BOS)	35	28	107
Jordan Westburg (BAL)	39	27	106

WELCOME TO BOSTON

Valdez, like his dad, grew up a Red Sox fan. "He was very excited about (the trade)," Valdez said. Valdez especially enjoyed watching Manny Ramirez and David Ortiz. "Those are players that came up from the Dominican, so me being from the Dominican, that's a big deal for me."

- *MassLive.com*, Aug. 24, 2022

2022 Timeline

- 🔥 Began the season with Double-A Corpus Christi, where he hit .357 (60-for-168) with a 1.112 OPS, 27 XBH, and 45 RBI in 44 games.
- 🔥 Promoted to Triple-A Sugar Land on 6/7.
- 🔥 Hit a career-high 3 HR on 6/15 at Round Rock (all solo).
- 🔥 Acquired by BOS on 8/1 and spent the remainder of the season with Triple-A Worcester.
- 🔥 Homered in back-to-back games on 7/31 with Sugar Land and 8/3 with Worcester...Homered in 2 of his first 3 games with the WooSox.
- 🔥 From his WooSox debut on 8/3 through the end of the season, led the club in hits (41), RBI (30), and total bases (73)...Also ranked 2nd in runs (26) and HR (tied, 7).
- 🔥 On 8/12 at Scranton/Wilkes-Barre, went 4-for-6 with 3 runs, 2 HR, and a season-high 6 RBI.

- 🔥 Batted .293 (22-for-75) with 9 XBH over his final 19 games, spanning 9/2-27...Homered in back-to-back games on 9/3-4 vs. Buffalo.
- 🔥 Played 25 games for Toros del Este in the Dominican Winter League following the season.

Personal

- 🔥 Grew up a Red Sox fan and enjoyed watching Manny Ramirez and David Ortiz.
- 🔥 Participated in the Red Sox 2023 Rookie Development Program in January 2023...The program included 2 workouts daily, seminars focused on assimilation into Major League life on and off the field, a Boston Bruins game on 1/22, an RBI clinic with the Red Sox Foundation on 1/23, and a visit to Boston Children's Hospital on 1/24.

Enmanuel Valdez's Career Record

YEAR	CLUB	AVG	G	AB	R	H	2B	3B	HR	RBI	SH	SF	HB	BB	SO	SB	CS	OBP	SLG	OPS
2016	DSL Astros	.282	36	131	20	37	14	2	4	24	0	5	3	14	25	4	0	.353	.511	.864
	DSL Astros Blue	.164	19	61	12	10	2	1	1	10	0	2	2	13	10	1	1	.321	.279	.600
2017	Greeneville	.083	3	12	2	1	0	0	0	0	0	0	0	3	5	0	0	.267	.083	.350
	GCL Astros	.228	42	145	23	33	10	3	4	15	0	2	2	20	31	4	2	.325	.421	.746
2018	Tri-City	.244	63	238	40	58	16	1	8	23	0	2	2	22	53	11	6	.311	.420	.731
2019	Quad Cities	.275	33	120	23	33	11	0	3	20	0	0	3	16	21	2	3	.374	.442	.816
	Fayetteville	.215	67	228	26	49	11	1	5	31	1	2	2	14	61	6	2	.264	.338	.602
2020	Did Not Play																			
2021	Asheville	.254	75	283	52	72	16	1	21	72	0	6	2	25	67	5	1	.313	.541	.854
	Corpus Christi	.256	23	82	11	21	6	0	5	18	0	1	2	13	22	0	1	.367	.512	.879
2022	Corpus Christi	.357	44	168	40	60	16	0	11	45	0	2	1	34	47	4	2	.463	.649	1.112
	Sugar Land	.296	38	159	26	47	10	1	10	32	0	1	2	11	29	1	1	.347	.560	.907
	Worcester	.237	44	173	26	41	9	1	7	30	0	2	0	19	48	3	0	.309	.422	.731
Minor League Totals		.257	487	1800	301	462	121	11	79	320	1	25	21	204	419	41	19	.335	.468	.803

2015: Signed by the Houston Astros as an international free agent, 7/2 (signed by Oz Ocampo, Roman Ocumarez, and Jose Lima); **2022:** Acquired by the Boston Red Sox with OF Wilyer Abreu in exchange for C Christian Vázquez, 8/1

99 ALEX VERDUGO OF

Bats: Left • **Throws:** Left • **Height:** 6-0 • **Weight:** 209
Opening Day Age: 26 • **MLB Service:** 4 years, 78 days
Born: 5/15/1996 in Tucson, AZ
Acquired: From the Los Angeles Dodgers
 in a 5-player trade on 2/10/2020
Contract Status: Signed through 2023



The Rundown

- Is in his 10th professional season, his 4th in the Red Sox organization.
- Selected by LAD in the 2nd round of the 2014 June Draft and spent his first 6 seasons in the Dodgers system.
- Made his MLB debut in 2017 and his 1st Opening Day roster in 2019...Entered 2019 ranked by MLB.com as the Dodgers' top prospect (No. 35 overall).
- Made the Red Sox' 2020-22 Opening Day rosters.
- In his MLB career, has made 216 starts in LF, 120 in RF, and 100 in CF...Has recorded 31 OF assists.
- Is the only player ever to start each of the Red Sox' first 3 games of a season at 3 different OF positions (2021: CF, RF, LF) (source: Elias).
- From 2020-22, led the majors in innings played in the outfield (see table on right).
- Played for Mexico in the 2017 and 2023 World Baseball Classics.

Additional Career Highlights

- Has twice recorded a career-best 14-game hitting streak, doing so in 2020 (8/10-25) and 2022 (6/19-7/4)... Reached base safely in a career-best 24 consecutive games from 4/5-5/6/21 and in 21 straight from 9/3-29/22.
- Set career highs during 2021 in runs (88), HR (13), walks (51), and stolen bases (6)...After the 2021 All-Star break, led the Sox in AVG (.304).
- In 2021, tied for the AL lead in defensive runs saved in LF (7) and recorded a career-high 9 outfield assists.
- Received a 5th-place AL MVP vote in 2020...That year, led the Sox in AVG (.308), OBP (.367), hits (62), runs (tied, 36), doubles (tied, 16), and bWAR (2.1)...Tied for the MLB lead with 7 OF assists (16 teams had 7 or fewer).
- On 8/7/20 vs. TOR, hit 2 HR, recorded an OF assist, and robbed a HR in the 9th inning of the Sox' 5-3 win.
- Recorded an XBH in 7 consecutive games from 8/13-19 in 2020...Prior to Verdugo, the last Sox OF with an XBH in 7 straight games was Dwight Evans in 1982 (8).
- Recorded his 1st career game-ending RBI with a sacrifice fly in the 9th inning on 5/29/18 vs. NYM.
- On 6/22/18 vs. COL, recorded his 1st career multi-HR game (2 HR), his 1st career walk-off HR, and his 1st career extra-inning HR, breaking a 4-4 tie in the 11th inning.
- Homered in his 1st career plate appearance at Fenway Park (7/12/19 with LAD off Eduardo Rodriguez).
- Had his contract selected on 9/1/17 and made his MLB debut that day, starting in CF at SD (0-for-3, BB)...His 1st HR came on 9/10/17 vs. COL, a pinch-hit solo homer in the 9th inning off Adam Ottavino.

MOST INNINGS PLAYED IN THE OUTFIELD, 2020-22

Rk.	Player	Innings
1.	Alex Verdugo	2,916.0
2.	Juan Soto	2,856.2
3.	Cedric Mullins	2,856.1

MOST OUTFIELD ASSISTS, 2020-22

Rk.	Player	A
1.	Hunter Renfroe	28
2.	Adolis García	26
3.	Charlie Blackmon	25
T4.	Teoscar Hernández	24
T4.	Alex Verdugo	24

MOST MULTI-HIT GAMES, 2020-22

Rk.	Player	G
1.	Freddie Freeman	131
2.	Trea Turner	130
3.	Bo Bichette	126
T4.	Alex Verdugo	114
T4.	José Abreu	114

DRESS LIKE DUGIE

On Sunday, 8/29/21, the Red Sox' dress code for their trip from Cleveland to St. Petersburg was "Dress Like Dugie." Alex Cora wore a jersey from Verdugo's high school alma mater, while the players wore outfits that matched Dugie's unique style.

FAMILY ROOTS

The walk-up song Alex has used most often is "Volver, Volver," by renowned Mexican artist Vicente Fernández. Verdugo's father is Mexican, and hearing Fernández's music when he steps to the plate allows Alex to stay connected to his family roots. He also uses a glove and cleats that are painted in the colors of Mexico's flag (red, white, and green).

Alex's mom is from International Falls, MN, a small town along Rainy River on the U.S./Canada border. When he visits his family in Minnesota, Alex enjoys ice fishing, a far cry from the city lifestyle he grew up with in Phoenix and Los Angeles. "I feel like I get the best of both worlds," he said on NESN's *My Story*.

VERDUGO'S RANKINGS, A.L. OUTFIELDERS IN 2022

Stat	Rank	Stat	Rank
.280 AVG.....	6th	75 runs.....	8th
.328 OBP.....	9th	13.4 SO%.....	3rd
166 hits.....	3rd	39 2B.....	2nd
152 games.....	7th	8 assists.....	T-5th

*Min. 50% of games played in OF

Postseason Highlights

- 🔥 Made his Postseason debut in 2021, playing in 11 games for the Red Sox...Started all 11 games in LF but also played 4.0 innings in CF and 2.0 innings in RF...Hit .310 with an .835 OPS (13-for-42, 3 2B, 1 HR, 6 RBI, 5 BB, 5 R).
- 🔥 In 2021, reached base safely in each of his first 9 games and recorded at least 1 hit in each of his first 8...That is the longest hitting streak to begin a Postseason career by a Red Sox player (previous: 7 games, Rick Burleson in 1975 and Chick Stahl in 1903).
- 🔥 Made his Postseason debut in the 2021 Wild Card Game vs. NYY...Went 2-for-4 with a double and 3 RBI...The only other Red Sox since 1990 with 3+ RBI in their first career Postseason game are Jarrod Saltalamacchia (2013 ALDS Game 1 vs. TB), Todd Walker (2003 ALDS Game 1 at OAK), and Nomar Garciaparra (1998 ALDS at CLE).
- 🔥 At 25 years old, became the youngest Sox player with at least 3 RBI in a winner-take-all Postseason game since Dustin Pedroia in Game 7 of the 2007 ALCS (5 RBI).

Minor League Career Highlights

- 🔥 Ranked by *Baseball America* as one of the top 100 prospects in baseball in each season from 2016-19 (100, 58, 37, 35)...Ranked as one of LAD's top prospects in each season from 2015-19 (5, 7, 4, 2, 2).
- 🔥 Rated by *Baseball America* as having the best outfield arm, strike-zone discipline, and as the best hitter for average in the Dodgers system in both 2018 and '19.
- 🔥 Earned 4 post-season All-Star selections: Arizona League (2014), Midwest League (2015), Texas League (2016), and Pacific Coast League (2018)...Earned 3 mid-season All-Star selections in the Texas League (2016) and Pacific Coast League (2017, '18).
- 🔥 Named a 2014 *Baseball America* Rookie All-Star.
- 🔥 Named the Dodgers' 2015 Branch Rickey Minor League Player of the Year.
- 🔥 Selected to the 2017 SiriusXM All-Star Futures Game.
- 🔥 Named a Rising Star after playing for Glendale in the 2016 Arizona Fall League.
- 🔥 Is a 2-time Player of the Week in the California League (9/7/15) and Texas League (7/17/16).
- 🔥 Had a 20-game hitting streak with Triple-A Oklahoma City from 6/8-30 in 2017, batting .488 (39-for-80).

CLUTCH FACTOR

Over the past 2 seasons, Verdugo has hit .302 (38-for-126) with 9 2B, 3 HR, and 54 RBI with RISP & 2 outs. Of his 30 HR with the Sox (2020-22), 18 have been game-tying or go-ahead HR (7 of 11 in 2022).

I TOLD YOU SO

When the Red Sox began their West Coast road trip on 6/3/22 at OAK, Verdugo was batting .235. At the time, he told MassLive.com, "I see the .230 (batting average) up there. It's very frustrating ... I feel I should be right in that .280 to .300 range." He went on to hit .300 (124-for-414) from that day forward, finishing the season with a .280 AVG.

50-50 RAFFLE

Verdugo played only LF in his first 97 games of 2022 (through 8/1), leading the majors in innings played (842.1) and starts (96) at the position over that span. From 8/2 through the end of the season, he made 52 of his 53 starts in RF, becoming just the 3rd player in Red Sox history to play 50+ games in both LF and RF during the same season. He joined Daniel Nava in 2013 and Troy O'Leary in 1996.

2022 Highlights

- 🔥 Led the Red Sox with a career-high 152 games played.
- 🔥 Also set career highs in hits (166), RBI (74), doubles (39), XBH (51), and total bases (240).
- 🔥 Ranked 2nd on the Red Sox in hits and RBI, as well as 3rd in AVG (.280), doubles, and total bases.
- 🔥 Ranked 2nd in the majors in games started in the OF (149, 1st in AL) and innings played in the OF (1,306.0).
- 🔥 Made 52 of his final 53 starts in RF, after playing only LF in his first 97 games (see box above).
- 🔥 His 8 OF assists tied for the team lead (also Pham).
- 🔥 Tied for the team lead and ranked T-5th in the AL with a career-high 49 multi-hit games.
- 🔥 Hit .227 (40-for-176) with a .598 OPS during April and May, then hit .302 (126-for-417) with a .789 OPS from 6/1 through the remainder of the season.
- 🔥 Led the Red Sox and ranked T-8th in the AL in hits after the All-Star break (78).
- 🔥 In 76 road games, hit .297 (90-for-303)...His 90 road hits ranked 5th in the AL and 11th in MLB.
- 🔥 Hit .329 with an .869 OPS when leading off an inning (46-for-140, 12 2B, 3 HR, 14 BB).

Alex Verdugo, Continued

RED SOX TO LEAD MLB IN OUTFIELD ASSISTS

Player	Seasons
Tommy Pham (CIN/BOS)	2022
Hunter Renfroe	*2021
Alex Verdugo	*2020
Andrew Benintendi	*2018
Manny Ramirez	2005
Carl Yastrzemski	*1964, '69
Dom DiMaggio	1940, **47
Ira Flagstead	1923
Tris Speaker	1909, '12, '13
Harry Hooper	*1910
Duffy Lewis	*1910

Source: Elias (*Tied for MLB lead)

2022 Timeline

- 🔥 Made his 4th Opening Day roster (2019 with LAD, 2020-22 with BOS)...Started Opening Day in LF (4/8 at NYY).
- 🔥 Recorded multiple hits and at least 1 RBI in each of the Sox' first 2 games...Hit a go-ahead RBI single in the 6th inning on 4/8 at NYY, and a go-ahead 2-run HR in the 2nd inning on 4/9 at NYY.
- 🔥 Had at least 1 RBI in 4 straight games from 4/13-17, tying the longest such streak of his career (previous: 7/7-15/19).
- 🔥 Hit 3 HR in his first 8 games of the season from 4/8-16...Hit 0 HR in his next 49 games from 4/17-6/14.
- 🔥 Scored a career-high 4 runs on 5/19 vs. SEA (3-for-5, 2B).
- 🔥 Set a season high and tied a career high with 4 hits on 5/26 at CWS (4-for-6, 2 R, 2 2B, 3 RBI).
- 🔥 Had at least 1 RBI in a career-high-tying 4 straight games from 5/24-27, his 2nd time doing so in 2022 (also 4/13-17).
- 🔥 From 6/1 through the end of the season, ranked 10th in the AL in AVG (.302), T-7th in hits (126), and T-8th in doubles (29).
- 🔥 Tied a season high with 4 RBI on 6/15 vs. OAK... Also had 4 RBI on 6/29 at TOR, a 6-5 Red Sox win in 10 innings...Hit a go-ahead 2-run HR in the 6th inning and a go-ahead 2-run double in the 10th.
- 🔥 Hit .337 (32-for-95) with 19 RBI in 24 June games, his 2nd-highest AVG in any career month (.341 in September 2020; min. .75 PA).

DUGIE AND PAPI

Alex grew up in Arizona as a Diamondbacks fan, but he also was a Red Sox fan because of David Ortiz, Manny Ramirez, and others. He sometimes wears cleats with "BIG PAPI" written on the heel. "I think about me as a kid watching him play for Boston. And just how much I looked up to him ... It gives me a little extra motivation to kind of go out there and compete." Verdugo finally met Ortiz during spring training in 2020.

- 🔥 Had a season-long 14-game hitting streak from 6/19-7/4, batting .357 (20-for-56) with 10 RBI over the span.
- 🔥 On 7/9 vs. NYY, hit a game-tying RBI single in the 8th inning and a walk-off 2-run single in the 10th inning...Was his 5th career walk-off (previous: 9/4/21 vs. CLE).
- 🔥 Batted .348 (31-for-89) in his first 25 games following the All-Star break, leading the AL with 11 doubles over that span.
- 🔥 Hit .330 with 14 XBH in 28 August games (35-for-106, 12 2B, 3B, HR)...His 35 hits were his most in any career month.
- 🔥 Went 3-for-4 with 3 runs scored and a walk in the Sox' 9-8 walk-off win on 9/1 vs. TEX.
- 🔥 Batted .358 (43-for-120) with 25 runs scored in a 30-game span from 8/5-9/6...Led the AL in hits over that stretch, his most in any career 30-game span.
- 🔥 Recorded his 500th career hit on 9/23 vs. NYY, a game-tying 3-run HR in the 6th inning.
- 🔥 Had 5 XBH and 7 RBI over a 5-game span from 9/23-28, going 8-for-20 (.400 AVG) with 3 2B, 2 HR, and 2 BB.
- 🔥 Scored 9 runs over his final 11 games of the season.

Personal

- 🔥 Full name is Alexander Brady Verdugo.
- 🔥 Has two sons, A.J. and Efrain.
- 🔥 Was a 2-way player at Sahuarto High School in Tucson, AZ...Posted a 2.19 ERA with 401 SO and 26 wins while batting .486 with 16 HR and 145 RBI.
- 🔥 Earned a spot on the National team for the 2013 Under Armour All-America Game, where he was voted MVP.

Alex Verdugo's Career Record

YEAR	CLUB	AVG	G	AB	R	H	2B	3B	HR	RBI	SH	SF	HB	BB	SO	SB	CS	OBP	SLG	OPS
2014	AZL Dodgers	.347	49	170	28	59	14	3	3	33	0	2	4	20	14	8	0	.423	.518	.941
	Ogden	.400	5	20	3	8	1	0	0	8	0	0	0	0	4	3	0	.400	.450	.850
2015	Great Lakes	.295	101	421	50	124	23	2	5	42	1	2	3	17	53	13	5	.325	.394	.719
	Rancho Cucamonga	.385	23	91	20	35	9	2	4	19	0	1	0	4	12	1	0	.406	.659	1.066
2016	Tulsa	.273	126	477	58	130	23	1	13	63	0	4	4	44	67	2	6	.336	.407	.743
2017	Oklahoma City	.314	117	433	67	136	27	4	6	62	1	5	4	52	50	9	3	.389	.436	.825
	LOS ANGELES-NL	.174	15	23	1	4	0	0	1	1	0	0	0	2	4	0	1	.240	.304	.544
2018	Oklahoma City	.329	91	343	44	113	19	0	10	44	0	1	1	34	47	8	2	.391	.472	.863
	LOS ANGELES-NL	.260	37	77	11	20	6	0	1	4	1	0	0	8	14	0	0	.329	.377	.706
2019	LOS ANGELES-NL	.294	106	343	43	101	22	2	12	44	0	6	2	26	49	4	1	.342	.475	.817
	Ogden	.000	1	1	1	0	0	0	0	0	0	0	0	2	0	0	0	.667	.000	.667
2020	BOSTON	.308	53	201	36	62	16	0	6	15	0	1	2	17	45	4	0	.367	.478	.844
2021	BOSTON	.289	146	544	88	157	32	2	13	63	0	5	4	51	96	6	2	.351	.426	.778
2022	BOSTON	.280	152	593	75	166	39	1	11	74	0	6	3	42	86	1	3	.328	.405	.733
Major League Totals		.286	509	1781	254	510	115	5	44	201	1	18	11	146	294	15	7	.341	.431	.772
Minor League Totals		.309	513	1956	271	605	116	12	41	271	2	15	16	173	247	44	16	.368	.444	.811
Red Sox Totals		.288	351	1338	199	385	87	3	30	152	0	12	9	110	227	11	5	.343	.425	.768

2014: Signed by the Los Angeles Dodgers as a 2nd-round selection in the June Draft; **2019:** On injured list with a right oblique strain, 8/5 through end of season; **2020:** Acquired by the Boston Red Sox with INF Jeter Downs and C Connor Wong in exchange for OF Mookie Betts, LHP David Price, and cash, 2/10

Postseason Record

AVG	G	AB	R	H	2B	3B	HR	RBI	SH	SF	HB	BB	SO	SB	CS	OBP	SLG	OPS
.310	11	42	5	13	3	0	1	6	0	0	0	5	3	1	1	.383	.452	.835

Wild Card Record

YEAR	CLUB	AVG	G	AB	R	H	2B	3B	HR	RBI	SH	SF	HB	BB	SO	SB	CS	OBP	SLG	OPS
2021	BOS vs. NYY	.500	1	4	0	2	1	0	0	3	0	0	0	0	0	0	0	.500	.750	1.250

Division Series Record

YEAR	CLUB	AVG	G	AB	R	H	2B	3B	HR	RBI	SH	SF	HB	BB	SO	SB	CS	OBP	SLG	OPS
2021	BOS vs. TB	.316	4	19	3	6	1	0	1	3	0	0	0	0	2	0	0	.316	.526	.842

League Championship Series Record

YEAR	CLUB	AVG	G	AB	R	H	2B	3B	HR	RBI	SH	SF	HB	BB	SO	SB	CS	OBP	SLG	OPS
2021	BOS vs. HOU	.263	6	19	2	5	1	0	0	0	0	0	0	5	1	1	1	.417	.316	.733

World Baseball Classic Record

YEAR	CLUB	AVG	G	AB	R	H	2B	3B	HR	RBI	SH	SF	HB	BB	SO	SB	CS	OBP	SLG	OPS
2017	Mexico	.357	3	14	3	5	0	0	0	0	0	0	0	0	2	0	0	.357	.357	.714
2023	Mexico	.130	6	23	2	3	1	0	0	4	0	1	1	2	2	0	0	.222	.174	.396
WBC Totals		.216	9	37	5	8	1	0	0	4	0	1	1	2	4	0	0	.268	.243	.511

Career Fielding Record

POS	PCT.	G	GS	PO	A	E	TC	DP
OF	.980	478	436	759	31	16	806	3

Career Single-Game Highs

HITS: 4, 4x, last 5/26/22 at CWS; **DOUBLES:** 3, 8/31/20 vs. ATL; **HOME RUNS:** 2, 2x, last 8/7/20 vs. TOR; **RBI:** 4, 2x, last 6/29/22 at TOR; **RUNS SCORED:** 4, 5/19/22 vs. SEA; **WALKS:** 3, 2x, last 6/26/22 at CLE; **STRIKEOUTS:** 3, 9x, last 9/22/22 at NYY; **STOLEN BASES:** 2, 4/22/21 vs. SEA; **HITTING STREAK:** 14, 2x, last 6/19-7/4/22; **EJECTIONS (0)**

Home Run Notes

2-HOME RUN GAMES (2): 6/22/19 vs. COL; 8/7/20 vs. TOR; **LEADOFF (0); GRAND SLAMS (0); PINCH-HIT (2):** 9/10/17 vs. COL off Adam Ottavino; 4/1/19 vs. SF off Drew Pomeranz; **EXTRA-INNING (1):** 6/22/19 vs. COL off Jesus Tinoco (11th); **GAME-ENDING (1):** 6/22/19 vs. COL off Jesus Tinoco; **INSIDE-THE-PARK (0)**

Major League Firsts

GAME: 9/1/17 at SD (started in CF); **HIT:** 9/12/17 at SD-G1 off Clayton Richard (single, 2nd inning); **HOME RUN:** 9/10/17 vs. COL off Adam Ottavino (solo, 9th inning); **GAME-ENDING RBI:** 5/29/19 vs. NYM off Edwin Diaz (sac fly, 9th inning)

75 BRANDON WALTER

LHP

Bats: Left • **Throws:** Left • **Height:** 6-2 • **Weight:** 201

Opening Day Age: 26 • **MLB Service:** None

Born: 9/8/1996 in New Castle, DE

Acquired: Selected in the 26th round of the 2019 June Draft

Contract Status: Signed through 2023



Career Highlights

Is in his 5th professional season since being selected by BOS in the 26th round of the 2019 First-Year Player Draft (No. 797 overall).

Attended his first MLB Spring Training camp in 2023...Added to the Sox' 40-man roster on 11/18/22.

Is ranked by MLB.com as the Red Sox' No. 8 prospect... Also ranked by *Baseball America* as the Red Sox' No. 10 prospect, as well as having the best slider and best control in the organization.

Was born in New Castle, Delaware...Only one individual born in the First State has played for the Red Sox, and that was 121 years ago (George Prentiss, 1901-02).

Underwent Tommy John surgery in 2018.

In his minor league career, has struck out 246 batters and walked only 35 in 180.1 IP (7.03 SO/BB, 12.28 SO/9.0 IP, 1.75 BB/9.0 IP).

Named Red Sox Minor League Relief Pitcher of the Month for June 2021.

Recorded a career-high 12 SO over 6.0 IP for High-A Greenville on 7/28/21 at Hickory.

2022 Highlights

Made both his Double-A and Triple-A debuts...In 11 starts between Portland (9 GS) and Worcester (2 GS), was 3-3 with a 3.59 ERA, 0.90 WHIP, .205 opponent AVG, and 10.71 SO/BB (57.2 IP, 23 ER, 75 SO, 7 BB).

For Portland, posted a 2.88 ERA, 0.78 WHIP, and 22.67 SO/BB ratio (50.0 IP, 36 H, 16 ER, 3 BB, 68 SO)... Started for Worcester on 6/2 and 6/8.

Was on the minor league injured list from 6/23 through the end of the season due to a neck strain.

Allowed 1 or 0 runs in 7 of his 11 starts.

Recorded 10+ strikeouts in a game 3 times: 4/22 vs. Binghamton (6.0 IP, 10 SO), 5/5 vs. Reading-G1 (6.0 IP, 10 SO), and 5/20 vs. Harrisburg-G2 (7.0 IP, 11 SO).

2022 Timeline

Began the season with Double-A Portland and was named Eastern League Pitcher of the Month for April, posting a 1.17 ERA (3 ER/23.0 IP) with 29 SO and 0 BB in 4 starts over the month.

Recognized by the Red Sox as the organization's Minor League Starting Pitcher of the Month for April.

Allowed 1 or 0 runs in 4 of his first 5 starts.

Allowed just 1 hit over 5.0 scoreless innings with 7 SO in his first Double-A start on 4/10 vs. New Hampshire.

MLB.COM'S TOP RED SOX PROSPECTS

Rk.	Player	Pos.
1.	Marcelo Mayer (High-A)	SS
2.	Triston Casas (MLB)	1B
3.	Ceddanne Rafaela (Double-A)	INF/OF
4.	Miguel Bleis (Rookie)	OF
5.	Mikey Romero (Single-A)	SS
6.	Nick Yorke (High-A)	2B
7.	Bryan Mata (Triple-A)	RHP
8.	Brandon Walter (Triple-A)	LHP
9.	Eddinson Paulino (Single-A)	INF/OF
10.	Roman Anthony (Single-A)	OF

*Level indicates where they finished 2022

IN CONTROL

Through his first 10 starts of 2022 (4/10-6/2), Walter struck out 68 batters and walked only 3 (22.67 SO/BB), including 29 SO and 0 BB through his first 4 starts of the season (4/10-27). He did not issue a walk to any of his first 106 batters faced, totaling 39 SO before his first free pass on 5/5 vs. Reading.

WALTER'S FIRST 5 STARTS OF 2022 (ALL WITH DOUBLE-A PORTLAND)

Game	IP	R	SO	BB
4/10 vs. NH	5.0	0	7	0
4/16 at HIL	6.0	0	5	0
4/22 vs. BIN	6.0	2	10	0
4/27 at SOM	6.0	1	7	0
5/5 vs. REA	6.0	0	10	1
Totals	29.0	3	39	1

Over his first 5 starts of the season, from 4/10-5/5, posted a 0.93 ERA and 0.62 WHIP with 39 SO and 1 BB (29.0 IP, 17 H, 3 R).

On 5/20 vs. Harrisburg-G2, set season highs in strikeouts (11) and innings pitched (7.0), allowing just 1 run and 4 hits...Also threw 7.0 innings and allowed 1 hit on 5/26 vs. Somerset (R, 8 SO, HB).

Promoted to Worcester on 5/31...Made his Triple-A debut on 6/2 vs. Syracuse (1.2 IP, 5 H, 6 R, BB, 2 SO, HB).

Allowed 1 run over 6.0 IP in his 2nd Triple-A start, 6/8 at Buffalo-G1 (4 H, 3 BB, 5 SO).

Placed on the minor league injured list on 6/24 (retro to 6/23) with a neck strain and did not pitch for the remainder of the season.

Personal

- 🦋 Full name is Brandon Lee Walter.
- 🦋 Grew up an avid Philadelphia sports fan.
- 🦋 Made 37 appearances (all starts) at the University of Delaware (2016-17, '19), where he majored in criminal justice...Finished his career ranked 3rd on the program's all-time strikeout list (252).
- 🦋 As a freshman in 2016, was named his team's Pitcher of the Year, was named to the Colonial Athletic Association All-Rookie Team, and earned Third Team All-CAA honors...Suffered a season-ending injury in April 2017 and missed the entire 2018 season...Returned as UD's ace in 2019 and became only the 4th player in program history to strike out 100+ batters in a season (106).
- 🦋 Graduated in 2015 from Paul M. Hodgson Vocational Technical High School, where he threw 2 no-hitters and went 23-3 with a 0.83 ERA...Threw 6 shutouts in 2015, setting a Delaware state single-season record.
- 🦋 On 6/30/15, while pitching for the Stahl Post American Legion team, he threw a 7.0-inning perfect game in a 6-0 victory over R.C. du Pont at Wilson Field...It was the first perfect game in Stahl Post's history, and was believed to be the first in Delaware's American Legion league, which started play in 1926.

THE FIRST STATE

Brandon was born in New Castle, Delaware. Only one individual born in the First State has played for the Red Sox, and that was 121 years ago. George Prentiss, born in Wilmington, pitched in 9 games for Boston in the franchise's first 2 seasons (1901-02).

Only 4 players who appeared in the majors in 2022 were born in Delaware: Paul Goldschmidt, Joey Wendle, Khalil Lee, and Chad Kuhl.

In the Community

- 🦋 As part of the Red Sox Rookie Development Program in 2023, visited patients at Boston Children's Hospital and hosted a Play Ball clinic with the Red Sox Foundation.

Brandon
Walter

Brandon Walter's Career Record

YEAR	CLUB	W-L	ERA	G-GS	CG-SHO	SV	IP	H	R	ER	HR	HB	BB	SO	SO/9	WHIP	AVG
2019	GCL Red Sox	4-1	2.70	13-0	0-0	0	33.1	26	11	10	2	4	8	39	10.53	1.02	.208
2020							Did Not Play										
2021	Salem	1-1	1.45	13-2	0-0	2	31.0	21	7	5	0	2	6	46	13.35	0.87	.178
	Greenville	4-3	3.70	12-12	0-0	0	58.1	46	35	24	6	5	14	86	13.27	1.03	.211
2022	Portland	2-2	2.88	9-9	0-0	0	50.0	36	20	16	6	5	3	68	12.24	0.78	.191
	Worcester	1-1	8.22	2-2	0-0	0	7.2	9	7	7	0	1	4	7	8.22	1.70	.281
Minor League Totals		12-8	3.09	49-25	0-0	2	180.1	138	80	62	14	17	35	246	12.28	0.96	.203

2016: Signed by the Boston Red Sox as a 26th-round selection in the 2019 June Draft (signed by Reed Gragnani)

25 JOSH WINCKOWSKI

RHP



Bats: Right • **Throws:** Right • **Height:** 6-4 • **Weight:** 215

Opening Day Age: 24 • **MLB Service:** 74 days

Born: 6/28/1998 in Toledo, OH

Acquired: From the New York Mets in a 3-team trade that also involved the Kansas City Royals on 2/10/2021

Contract Status: Signed through 2023

Career Highlights

- Is in his 8th professional season, his 3rd in the Red Sox organization.
- Selected by the Blue Jays in the 15th round of the 2016 June Draft and spent 2016-20 in the TOR system.
- Was traded twice in a span of 15 days in 2021, from TOR to NYM on 1/27/21 and from NYM to BOS on 2/10/21.
- Added to the Sox' 40-man roster on 11/19/21 and made his MLB debut in 2022 with BOS.
- Entered 2022 ranked by *Baseball America* as the Red Sox' No. 9 prospect, then graduated from prospect status during the 2022 season.
- Recorded a 3.27 ERA and allowed 0.61 HR/9.0 IP in 73 minor league appearances (70 starts) from 2018-22 (368.1 IP, 134 ER, 25 HR).
- Named 2018 Northwest League Pitcher of the Year after posting a 2.78 ERA in 13 starts with Short-A Vancouver.
- Named a 2018 post-season All-Star (Northwest League) and 2019 mid-season All-Star (Midwest League)...Started the 2019 Midwest League All-Star game for the East team; retired all 3 batters faced on only 10 pitches.
- Has earned MiLB Pitcher of the Week honors 3 times: 7/30-8/5/18 (Northwest League), 8/13-19/18 (Northwest League), and 5/24-30/21 (Double-A East).

2022 Highlights

- Made 15 appearances (14 starts) over 6 stints with BOS during his MLB debut.
- Led Sox rookies in starts (14)...Became the 5th rookie since 2000 to make 14+ starts for the Sox, joining Eduardo Rodriguez (21 in 2015), Clay Buchholz (15 in 2008), Daisuke Matsuzaka (32 in 2007), and Jon Lester (15 in 2006).
- Tossed at least 5.0 innings in 10 of his 14 MLB starts, including at least 6.0 innings in 3 of them...Was the 1st Sox rookie to toss 6.0+ innings in as many as 3 starts since 2015, when 3 pitchers did so.
- Allowed 2 runs or fewer over 5.0+ IP in 6 starts.
- Also went 2-4 with a 3.82 ERA over 13 outings (12 starts) for Triple-A Worcester (61.1 IP, 26 ER, 18 BB, 62 SO)...Allowed 2 ER or fewer in 8 of his 13 outings, including each of his first 6 from 4/8-5/17.

2022 Timeline

- Began the season with Triple-A Worcester, posting a 3.13 ERA (11 ER/31.2 IP) in 7 starts from 4/8-5/22.
- Appointed Boston's 27th man for the doubleheader on 5/28 vs. BAL...Made his MLB debut in Game 2, starting and allowing 4 runs in 3.0 IP (6 H, 3 BB, 4 SO).

FIRST TIME FOR EVERYTHING

From 6/15-7/2 in 2022, Josh became the first Red Sox rookie in franchise history to allow 2 runs or fewer and issue 1 or 0 BB over 5.0+ IP in 4 consecutive outings. It was just the 24th occurrence by any pitcher in club history.

Game	Stats
6/15/22 vs. OAK	5.0 IP, 0 R, 1 BB
6/20/22 vs. DET	6.2 IP, 2 R, 1 BB
6/25/22 at CLE	5.1 IP, 2 R, 1 BB
7/2/22 at CHC	6.0 IP, 2 R/1 ER, 1 BB
Totals:	3-1, 1.96 ERA

MOST STARTS OF 5.0+ INNINGS AND 2 RUNS OR FEWER, RED SOX ROOKIES IN A SINGLE SEASON SINCE 2000

Pitcher	Season	Starts
Daisuke Matsuzaka	2007	17
Eduardo Rodriguez	2015	14
Tomo Ohka	2000	9
Jon Lester	2006	7
Josh Winckowski	2022	6
Henry Owens	2015	6

- Recalled again on 6/15 and tossed 5.0 scoreless innings that night vs. OAK (4 H, BB, 3 SO).
- Went 3-0 with a 2.12 ERA for BOS in 3 June starts (4 ER/17.0 IP).
- From 6/15-7/2, became the 1st Sox rookie in franchise history to allow 2 runs or fewer and issue 1 or 0 BB over 5.0+ IP in 4 consecutive outings...It was just the 24th occurrence by any pitcher in club history.
- On the COVID-19 Related IL from 7/14-25.
- Earned the win on 7/31 vs. MIL after allowing 2 runs over 5.0 IP (7 H, HBP, BB, SO), the 1st win by a Red Sox starter since Rich Hill on 6/26 vs. CLE...Snapped the Sox' 29-game streak in which their starting pitcher did not earn the win from 6/27-7/30.
- Limited the Royals to 1 run over 5.0 innings to earn the win on 8/5 at KC (5 H, 2 BB, 4 SO).
- Held the Orioles scoreless through 5.0 IP on 8/11 at Fenway Park, before allowing 3 runs in the 6th inning (5.2 IP, 6 H, 3 R, 2 BB, 2 SO).
- Made his 1st MLB relief appearance on 10/1 at TOR (3.0 IP, 6 H, 3 R, BB, 3 SO).

Personal

- 🔥 Grew up in Fort Myers, FL, home of the Red Sox' Spring Training site...Attended Red Sox and Twins Spring Training games as a teenager.
- 🔥 One of his favorite hobbies is playing video games.
- 🔥 Graduated in 2016 from Estero (FL) High School... Transferred from Cypress Lake High School as a junior.

In the Community

- 🔥 Took part in the Red Sox Holiday Caravan in December 2022, visiting children at Shriners' Children's Boston, Mass General Hospital for Children, and The BASE, a Roxbury based community organization that utilizes sports in a way to engage youth in a positive, success-driven culture by providing athletic training, coaching, competition, and academic support.

Josh Winckowski's Career Record

YEAR	CLUB	W-L	ERA	G-GS	CG-SHO	SV	IP	H	R	ER	HR	HB	BB	SO	SO/9	WHIP	AVG
2016	GCL Blue Jays	2-2	4.61	5-3	0-0	0	13.2	16	9	7	2	0	4	13	8.56	1.46	.281
2017	GCL Blue Jays	2-2	5.33	12-11	0-0	0	54.0	61	41	32	8	2	24	45	7.50	1.57	.282
2018	Vancouver	4-5	2.78	13-13	0-0	0	68.0	68	27	21	2	6	15	71	9.40	1.22	.255
2019	Lansing	6-3	2.32	13-13	0-0	0	73.2	62	20	19	3	3	26	71	8.67	1.19	.230
	Dunedin	4-5	3.19	11-10	0-0	1	53.2	48	24	19	5	2	17	37	6.20	1.21	.232
2020							Did Not Play										
2021	Portland	8-3	4.14	21-20	0-0	0	100.0	100	54	46	10	2	30	88	7.92	1.30	.253
	Worcester	1-1	2.25	2-2	0-0	0	12.0	5	3	3	1	1	3	13	9.75	0.67	.122
2022	Worcester	2-4	3.82	13-12	1-1	0	61.1	57	38	26	4	1	18	62	9.10	1.22	.244
	BOSTON	5-7	5.89	15-14	0-0	0	70.1	85	47	46	10	2	27	44	5.63	1.59	.300
Major League Totals		5-7	5.89	15-14	0-0	0	70.1	85	47	46	10	2	27	44	5.63	1.59	.300
Minor League Totals		29-25	3.57	90-84	1-1	1	436.1	417	216	173	35	17	137	400	8.25	1.27	.247

2016: Signed by the Toronto Blue Jays as a 15th-round selection in the June Draft; **2021:** Acquired by the New York Mets with RHPs Sean Reid-Foley and Yennys Diaz in exchange for LHP Steven Matz, 1/27; Acquired by the Boston Red Sox with a player to be named later (OF Freddy Valdez) in a trade that also sent OF Andrew Benintendi and cash considerations to the Kansas City Royals in exchange for OF Franchy Cordero and 2 players to be named later (RHPs Luis De La Rosa and Grant Gambrell), 2/10; **2022:** On COVID-19 Related Injured List, 7/14-25

Career Single-Game Highs

INNINGS: 6.2, 6/20/22 vs. DET; **STRIKEOUTS:** 6, 7/2/22 at CHC; **HITS:** 7, 3x, last 8/18/22 at PIT; **RUNS:** 6, 3x, last 8/23/22 vs. TOR; **WALKS:** 5, 7/7/22 vs. NYY; **HOME RUNS:** 2, 3x, last 8/18/22 at PIT; **SCORELESS INNINGS STREAK:** 6.0, 6/15-20/22; **EJECTIONS (0)**

Major League Firsts

APPEARANCE: 5/28/22 vs. BAL-G2 (start, 3.0 IP); **STRIKEOUT:** 5/28/22 vs. BAL-G2 (Roughed Odor, swinging); **WIN:** 6/15/22 vs. OAK (5.0 IP); **SAVE:** N/A

22 GARRETT WHITLOCK

RHP



Bats: Right • **Throws:** Right • **Height:** 6-5 • **Weight:** 222
Opening Day Age: 26 • **MLB Service:** 2 years
Born: 6/11/1996 in Snellville, GA
Acquired: Selected from the New York Yankees in the Major League phase of the 2020 Rule 5 Draft
Contract Status: Signed through 2026 (club options for 2027 and 2028)

The Rundown

- Is in his 3rd season in the Red Sox organization after being selected from the Yankees in the 2020 Rule 5 Draft.
- On 4/10/22, agreed with BOS on a 4-year contract extension that spans the 2023-26 seasons, with club options for 2027 and 2028.
- Selected by the Yankees in the 18th round of the 2017 June Draft and spent his first 4 seasons in the NYY organization (2017-20).
- Underwent Tommy John surgery in July 2019, missing the remainder of that season and all of 2020.
- Made his MLB debut in 2021, when he became only the 10th Red Sox pitcher in the Live Ball Era (since 1920) to throw 70.0+ innings and record a sub-2.00 ERA (1.96).
- Made the Sox' Opening Day roster in 2021 and 2022.
- Pitched primarily as a starter prior to reaching the majors in 2021...Has made 9 MLB starts, allowing 2 ER or fewer in 6 of them (see table on next page)...Also made 23 scoreless relief appearances of 2.0+ innings from 2021-22, tied with Collin McHugh for most in MLB.
- Will serve as the Red Sox' 2023 Jimmy Fund captain.

Additional Career Highlights

- Earned the 2021 Fireman Award (top relief pitcher) and Unsung Hero Award from the Boston Baseball Writers.
- In 2021, led the Red Sox in relief innings (73.1); his 1.96 ERA led all Sox pitchers (min. 15.0 IP)...Made 24 scoreless appearances of more than 1.0 inning, the most in the majors and the most by a Red Sox pitcher since Greg Harris in 1993 (also 24).
- Was 1 of 30 rookies to throw 70.0+ innings in 2021... Among that group, ranked in the top 3 in ERA (1st, 1.96), opponent OBP (1st, .282), WHIP (2nd, 1.10), walk rate (3rd, 5.7%), and opponent OPS (3rd, .631).
- Made his MLB debut on 4/4/21 vs. BAL and threw 3.1 scoreless innings (3 H, 0 BB, 5 SO)...Is the only Red Sox pitcher ever to allow 0 runs, issue 0 walks, and strike out 5+ batters in a MLB debut.
- Began his MLB career with a 13.1-inning scoreless streak that spanned all 6 of his April outings...Retired 25 straight batters during his wins on 4/4-23.
- Through July 2021, was 4-1 with a 1.26 ERA (7 ER/50.0 IP)...That is the 3rd-lowest ERA by a Red Sox pitcher through 50.0 career innings since ER became an official stat (Boo Ferriss-0.54, Hideki Okajima-0.90) (source: Elias).
- Appeared in 5 games in the 2021 Postseason and went 1-0 with a 2.16 ERA, 0.72 WHIP, and .143 opponent AVG (8.1 IP, 4 H, 2 R, 2 BB, 5 SO)...Made 3 consecutive scoreless and hitless appearances beginning with Game 3 of the ALDS (see table on page 206).

FEEL GOOD STORY

After undergoing Tommy John surgery in July 2019, Garrett missed the entire 2020 season and was selected by Boston from the Yankees in the Rule 5 Draft. He spent the entire 2021 season with the Red Sox and led the team with a 1.96 ERA, despite having never pitched above Double-A prior to 2021. On 4/10/22, he agreed with BOS on a 4-year contract extension that spans the 2023-26 seasons, with club options for 2027 and 2028.

MOST SCORELESS OUTINGS OF 2.0+ INNINGS, 2021-2022

Rk.	Pitcher	G
1.	Collin McHugh (TB, ATL)	28
2.	Garrett Whitlock (BOS)	24

LOWEST ERA BY RED SOX THROUGH FIRST 2 SEASONS, LIVE BALL ERA

Rk.	Pitcher	Seasons	ERA
1.	Dick Radatz	1962-63	2.10
2.	Garrett Whitlock	2021-22	2.73
3.	Tex Hughson	1941-42	2.87

LOWEST WHIP BY RED SOX THROUGH FIRST 2 SEASONS, LIVE BALL ERA

Rk.	Pitcher	Seasons	WHIP
1.	Garrett Whitlock	2021-22	1.06
2.	Dick Radatz	1962-63	1.09
3.	Tex Hughson	1941-42	1.22

*Minimum 150.0 IP

- Recorded the final 3 outs of the Sox' 2021 Wild Card Game win over the Yankees (1.0 IP, 1 R)...Pitched in Games 3 and 4 of the ALDS vs. TB, allowing 0 hits and 0 runs in 3.1 IP (1 BB, 3 SO)...Earned the win in the clinching game with 2.0 perfect innings...Threw 2.0 scoreless and hitless innings in Game 2 of the ALCS at HOU.
- Ranked by *Baseball America* as one of NYY's top prospects in 2019 (No. 18) and 2020 (No. 14), as well as the Red Sox' No. 14 prospect entering 2021.
- Named South Atlantic League Pitcher of the Week for 4/30-5/6/18 with Single-A Charleston.

2022 Highlights

- 🔴 Made 31 appearances, including the first 9 starts of his MLB career...Missed 48 games due to 2 IL stints.
- 🔴 His 1.4 FanGraphs WAR ranked 5th among Sox pitchers.
- 🔴 Among AL pitchers with at least 75.0 IP, ranked 8th in SO/BB ratio (5.47), 11th in WHIP (1.02), 15th in opponent AVG (.222), and 17th in opponent OPS (.639).
- 🔴 Opponents were 8-for-71 (.113) vs. his changeup, MLB's 5th-lowest mark against the pitch (min. 50 PA).
- 🔴 Allowed 5 runs on 10 hits in 3.0 IP on 5/21 vs. SEA, but posted a 3.25 ERA with a .224 opponent AVG in his other 8 starts (36.0 IP, 13 ER, 30-for-134).
- 🔴 In his 22 relief outings, was 3-1 with a 2.75 ERA, 0.79 WHIP, and .179 opponent AVG (39.1 IP, 25 H, 12 ER)... Each of his final 18 appearances came in relief.
- 🔴 Made 8 scoreless appearances of at least 2.0 innings, including 7 in relief.
- 🔴 Limited LHH to a .192/.215/.344 batting line (24-for-125, 3 HR) and RHH to a .244/.293/.405 line (41-for-168, 7 HR).
- 🔴 Posted a sub-1.00 ERA in April (0.54, 16.2 IP) and July (0.90, 10.0 IP).

2022 Timeline

- 🔴 Began the season in the bullpen...On Opening Day at NYY (4/8), tossed scoreless 6th and 7th innings before allowing 1 run in the 8th (2.1 IP, 2 H, 4 SO).
- 🔴 On 4/10, agreed with BOS on a 4-year contract extension that spans the 2023-26 seasons, with club options for 2027 and 2028.
- 🔴 Did not allow a hit over 4.0 scoreless innings to earn the win in relief on 4/12 at DET (BB, 2 SO, 39 pitches)... Became the 1st pitcher in Sox history to throw fewer than 40 pitches in a hitless relief outing of at least 4.0 innings...Was the 16th pitcher in MLB history to do so, the 1st since Derek Lowe on 4/20/13 with TEX vs. SEA.
- 🔴 Earned his 1st save of the season on 4/19 vs. TOR, tossing a perfect 9th inning.
- 🔴 Made his 1st MLB start on 4/23 at TOR...Was his 1st professional start since 7/3/19 with Double-A Trenton (NYY) at Portland (BOS)...Tossed 4.0 scoreless innings, limiting the Blue Jays to 1 hit with 7 SO.
- 🔴 Each of his 9 appearances from 4/23-6/7 were starts, the first of his MLB career...Went 1-1 with a 4.15 ERA (18 ER/39.0 IP)...Tossed 5.0+ innings in 4 starts and a career-high 6.0 innings twice.
- 🔴 Recorded a career-high 9 SO on 5/4 vs. LAA (5.0 IP).
- 🔴 On 6/1 vs. CIN, earned the win after allowing 1 run in 6.0 IP...Was the 1st pitcher in MLB with 0 ER, 0 BB, and 0 SO over 6.0+ IP since Rick Porcello on 7/1/14 with DET vs. OAK (9.0 IP)...Threw fewer than 10 pitches in the 1st (7), 2nd (9), 3rd (9), and 5th innings (8).
- 🔴 Placed on the 15-Day Injured List on 6/10 (retro to 6/9) with right hip inflammation.
- 🔴 Made 1 appearance for both Triple-A Worcester (7/8) and Double-A Portland (7/12) during his rehab assignment.
- 🔴 Reinstated from the IL on 7/15 and pitched only in relief for the remainder of the season...Did not allow a run in any of his first 4 appearances after being reinstated, spanning 7/15-25 (6.0 IP, H, 9 SO).
- 🔴 Tossed perfect 8th and 9th innings on 7/25 vs. CLE to earn his 2nd save of 2022 (2.0 IP, 2 SO)...Picked up his 3rd save on 7/28 vs. CLE (2.0 IP, 2 H, R, BB, SO).

RULE 5 REWARDS

Garrett became the first pitcher to make the Sox' Opening Day roster after being selected by the club in the Rule 5 Draft the previous December since Vaughn Eshelman in 1995. Prior to Whitlock, it had been 17 years since a pitcher selected by the Sox in the Rule 5 Draft pitched for Boston in the ensuing season. The last to do so was current NESN analyst Lenny DiNardo in 2004.

WHITLOCK'S CAREER STARTS

Game	IP	ER	BB	SO
4/23/22 at TB	4.0	0	0	7
4/28/22 at TOR	3.0	0	2	2
5/4/22 vs. LAA	5.0	2	0	9
5/10/22 at ATL	3.0	3	4	5
5/16/22 vs. HOU	5.0	2	2	3
5/21/22 vs. SEA	3.0	5	0	3
5/27/22 vs. BAL	6.0	2	1	4
6/1/22 vs. CIN	6.0	0	0	0
6/7/22 at LAA	4.0	4	0	5
Totals	39.0	18	9	38

- 🔴 Retired each of his first 8 batters faced on 8/6 at KC, including perfect 7th and 8th innings, before allowing a walk-off solo HR to Nick Pratto with 2 outs in the 9th.
- 🔴 Retired 6 of his 7 batters faced in the 9th and 10th innings on 8/12 vs. NYY, earning the win in the Sox' 3-2 victory (2.0 IP, BB, 3 SO)...Struck out Josh Donaldson and Gleyber Torres to strand 2 runners and preserve a 2-2 tie.
- 🔴 Tossed a perfect 9th inning on 8/14 vs. NYY (2 SO) to earn his 4th save of the season in the Sox' 3-0 win.
- 🔴 Retired 6 of his 7 batters faced in scoreless 7th and 8th innings on 8/24 vs. TOR (2.0 IP, H, 2 SO).
- 🔴 Picked up the save on 8/26 vs. TB after retiring each of his 3 batters faced in the 9th inning (SO).
- 🔴 Placed on the 15-Day IL on 9/21 with a right hip impingement and missed the remainder of the season.
- 🔴 Underwent a successful right hip arthroscopy on 9/26, performed by Dr. Bryan Kelly at the Hospital for Special Surgery in New York.

Personal

- 🔴 Full name is Garrett Gets Whitlock.
- 🔴 Married to his wife, Jordan.
- 🔴 Is an avid fisherman.
- 🔴 Pitched 2 seasons (2016-17) at the University of Alabama-Birmingham, going 7-11 with 2 saves and a 3.56 ERA in 42 games (8 starts).
- 🔴 Begins 2022 as 1 of 7 former University of Alabama-Birmingham players to appear in MLB...He joins Charlie Moore (1973-87), Hector Villanueva (1993-96), Chris Hammond (1990-2006), James Naile (2022), Graham Ashcraft (2022), and Brewer Hicklen (2022).
- 🔴 Pitched for Chatham in the Cape Cod Baseball League in 2016.
- 🔴 Graduated from Providence Christian Academy (GA).

Garrett Whitlock, Continued

LOWEST ERA BY RED SOX ROOKIES (MIN. 60.0 IP)

Rk.	Pitcher	Season	ERA
1.	Jonathan Papelbon	2006	0.92
2.	Fritz Coumbe	1914	1.44
3.	Garrett Whitlock	2021	1.96

RED SOX PITCHERS WITH 70.0+ INNINGS AND A SUB-2.00 ERA IN THE LIVE BALL ERA (1920-2022)

Rk.	Pitcher	Season	ERA
1.	Koji Uehara	2013	1.09
2.	Pedro Martinez	2000	1.742
3.	Clay Buchholz	2013	1.745
4.	Ellis Kinder	1953	1.85
5.	Brandon Workman	2019	1.88
6.	Luis Tiant	1972	1.91
7.	Daniel Bard	2010	1.929
8.	Roger Clemens	1990	1.931
9.	Garrett Whitlock	2021	1.96
10.	Dick Radatz	1963	1.97

ON THE BIG STAGE

In the 2021 Postseason, Garrett made 3 consecutive scoreless and hitless appearances of more than 1.0 inning, matching MLB's longest such streak in a single Postseason (also NYY's Ron Davis in 1981). The only other Red Sox to make as many as 3 scoreless and hitless appearances of more than 1.0 inning at any point in a single Postseason are Koji Uehara (3 in 2013), Hideki Okajima (3 in 2007), and Keith Foulke (3 in 2004). The only Red Sox with *more than 3* such appearances in an entire Postseason career are Okajima (5), Jonathan Papelbon (5), and Mike Timlin (4).

Garrett is the only Red Sox pitcher ever to throw 2.0+ hitless and scoreless innings in consecutive Postseason appearances. That ties the longest such streak in MLB history, as he became the 16th pitcher to accomplish the feat in a single Postseason for any team.

Game	Stats
ALDS-G3 vs. TB	1.1 IP, 0 H, 0 R, 1 BB, 3 SO
ALDS-G4 vs. TB	2.0 IP, 0 H, 0 R, 0 BB, 0 SO
ALCS-G2 at HOU	2.0 IP, 0 H, 0 R, 1 BB, 2 SO

Garrett Whitlock's Career Pitching Record

YEAR	CLUB	W-L	ERA	G-GS	CG-SHO	SV	IP	H	R	ER	HR	HB	BB	SO	SO/9	WHIP	AVG
2017	GCL Yankees West	0-0	1.04	3-3	0-0	0	8.2	4	2	1	0	1	0	14	14.54	0.46	.138
	Pulaski	1-0	7.94	2-0	0-0	0	5.2	10	5	5	1	1	0	8	12.71	1.76	.400
2018	Charleston	2-2	1.13	7-7	0-0	0	40.0	23	5	5	1	2	7	44	9.90	0.75	.168
	Tampa	5-3	2.44	14-13	1-0	0	70.0	60	23	19	2	5	27	74	9.51	1.24	.231
	Trenton	1-0	0.84	2-1	0-0	0	10.2	10	2	1	0	2	7	4	3.38	1.59	.263
2019	Trenton	3-3	3.07	14-14	0-0	0	70.1	73	34	24	4	2	18	57	7.29	1.29	.265
2020							Did Not Pitch										
2021	BOSTON	8-4	1.96	46-0	0-0	2	73.1	64	22	16	6	3	17	81	9.94	1.10	.233
2022	BOSTON	4-2	3.45	31-9	0-0	6	78.1	65	32	30	10	1	15	82	9.42	1.02	.222
	Worcester	0-0	9.00	1-0	0-0	0	2.0	6	2	2	0	0	0	3	13.50	3.00	.500
	Portland	0-0	0.00	1-0	0-0	0	2.0	1	0	0	0	0	0	1	4.50	0.50	.143
Major League Totals		12-6	2.73	77-9	0-0	8	151.2	129	54	46	16	4	32	163	9.67	1.06	.227
Minor League Totals		12-8	2.45	44-38	1-0	0	209.1	187	73	57	8	13	59	205	8.81	1.18	.239

2017: Signed by the New York Yankees as an 18th-round selection in the June Draft; **2020:** Selected by the Boston Red Sox in the Major League phase of the Rule 5 Draft, 12/10; **2021:** On COVID-19 Related Injured List, 5/15-16; On injured list with a right pectoral strain, 9/20-10/2; **2022:** On injured list with right hip inflammation, 6/9-7/14; On injured list with a right hip impingement, 9/21 through end of season

Postseason Record

W-L	ERA	G-GS	CG-SHO	SV	IP	H	R	ER	HR	HB	BB	SO	SO/9	WHIP	AVG
1-0	2.16	5-0	0-0	0	8.1	4	2	2	2	0	2	5	5.40	0.72	.143

Wild Card Record

YEAR	CLUB	W-L	ERA	G-GS	CG-SHO	SV	IP	H	R	ER	HR	HB	BB	SO	SO/9	WHIP	AVG
2021	BOS vs. NYY	0-0	9.00	1-0	0-0	0	1.0	1	1	1	1	0	0	0	0.00	1.00	.250

Division Series Record

YEAR	CLUB	W-L	ERA	G-GS	CG-SHO	SV	IP	H	R	ER	HR	HB	BB	SO	SO/9	WHIP	AVG
2021	BOS vs. TB	1-0	0.00	2-0	0-0	0	3.1	0	0	0	0	0	1	3	8.10	0.30	.000

League Championship Series Record

YEAR	CLUB	W-L	ERA	G-GS	CG-SHO	SV	IP	H	R	ER	HR	HB	BB	SO	SO/9	WHIP	AVG
2021	BOS vs. HOU	0-0	2.25	2-0	0-0	0	4.0	3	1	1	1	0	1	2	4.50	1.00	.214

Career Single-Game Highs

INNINGS: 6.0, 2x, last 6/1/22 vs. CIN; **STRIKEOUTS:** 9, 5/4/22 vs. LAA; **HITS:** 10, 5/21/22 vs. SEA; **RUNS:** 5, 5/21/22 vs. SEA; **WALKS:** 4, 5/10/22 at ATL; **HOME RUNS:** 2, 9/3/22 vs. TEX; **WINNING STREAK:** 4, 6/5-7/28/21; **SCORELESS INNINGS STREAK:** 15.0, 7/2-8/7/21; **EJECTIONS (0)**

Major League Firsts

APPEARANCE: 4/4/21 vs. BAL (3.1 IP, entered with 2 outs in 3rd inning); **STRIKEOUT:** 4/4/21 vs. BAL (Chance Sisco, swinging); **WIN:** 6/5/21 at NYY (1.2 IP); **SAVE:** 5/13/21 vs. OAK (3.0 IP)

12 CONNOR WONG

CATCHER

Bats: Right • **Throws:** Right • **Height:** 6-1 • **Weight:** 190

Opening Day Age: 26 • **MLB Service:** 79 days

Born: 5/19/1996 in Houston, TX

Acquired: From the Los Angeles Dodgers
in a 5-player trade on 2/10/2020

Contract Status: Signed through 2023



The Rundown

Is in his 7th professional season, his 3rd in the Red Sox organization.

Selected by LAD in the 3rd round of the 2017 June Draft.

Added to the Red Sox' 40-man roster on 11/20/20 and made his MLB debut in 2021.

Begins 2023 ranked by *Baseball America* as the Sox' No. 20 prospect and as the Sox' best defensive catcher...Also ranked by *Baseball America* as one of his organization's top 30 prospects in each season from 2018-22.

In his professional career, has made 293 starts at catcher, 24 at 2B, and 8 at 3B...Has thrown out 94 of 324 (29.0%) attempted base stealers...In MLB, has started at no position other than catcher but has played 5.0 innings at 2B and 1.0 inning at 3B.

In the majors, has a 3.83 catcher ERA (169.0 IP, 72 ER).

Additional Career Highlights

Made his MLB debut in 2021, appearing in 6 games (3 starts) over 6 stints with BOS...In his 3 starts (all at catcher), Sox pitchers allowed a total of 7 ER in 26.0 IP (2.42 ERA).

Recalled by BOS on 6/22/21 and made his debut that day at TB...Pinch ran in the 11th inning and scored a run in a 9-5 win (see table on next page).

Made his 1st career start on 6/26/21 vs. NYY...Recorded a hit in his 1st career PA that day, a single off Jordan Montgomery with 2 outs in the 2nd inning.

Doubled off Shohei Ohtani for his 1st career XBH on 7/6/21 at LAA.

Split the 2020 season between the Red Sox' Alternate Training Site and the Taxi Squad after attending Spring Training as a non-roster invitee.

Selected as a California League mid-season All-Star in 2018 and 2019...Started at catcher in the 2018 ASG and participated in the 2019 Home Run Derby.

Named an MiLB.com Organization All-Star in 2018 and 2019.

In 2019 between High-A Rancho Cucamonga (71 G) and Double-A Tulsa (40 G), hit .281 (119-for-423) with an .878 OPS, 24 HR, 82 RBI, 24 2B, and 7 3B.

Named Texas League Player of the Week for 8/26-9/2/19.

Named MiLB.com Player of the Month for August 2019.

Threw out all 3 attempted base stealers for High-A Rancho Cucamonga on 6/20/19 at Lancaster, as well as all 3 for Double-A Tulsa on 8/20/19 vs. Amarillo.

WONG'S 2022 TRIPLE-A SEASON BREAKDOWN

Stat	Start-5/15	5/16-End
Games	15	65
AVG	.143	.316
OPS	.399	.931
HR	0	15
RBI	3	41

WONG'S 2021 TRIPLE-A SEASON BREAKDOWN

Stat	Start-7/15	7/16-End
Games	21	29
AVG	.152	.325
OPS	.459	.910
HR	1	7
Steals	0	7

DOG DAYS OF AUGUST

Wong had 9 HR and 22 RBI in only 16 games with Triple-A Worcester in August 2022. Among the 173 minor leaguers who hit at least 5 HR during the month, Wong ranked among leaders in:

Stat	Rank
8.1 PA per HR	2nd
3.3 PA per RBI	8th
.368 AVG	11th
.838 SLG	2nd
1.249 OPS	4th

Hit .512 (22-for-43) with 4 HR during an 11-game hitting streak with Tulsa from 8/16-27/19...Collected 3 hits in 6 of 7 games from 8/24-31, including in 4 straight from 8/24-27.

Hit safely in each of Tulsa's 10 playoff games in 2019, batting .417 (15-for-37) with 3 HR and 11 RBI...Recorded an RBI in each of his first 3 playoff games...Had multiple RBI in 3 straight Finals games vs. Amarillo (3, 2, 2).

Connor Wong

Connor Wong, Continued

2022 Highlights

🔥 Played 27 games for the Red Sox across 4 MLB stints...Appeared in 20 games at catcher (17 starts)... Also appeared in 2 games at 2B and 1 at 3B.

🔥 Named Triple-A Worcester's team MVP, batting .288 (93-for-323) with 20 2B, 15 HR, and 44 RBI over 81 games... Made 53 starts at catcher, 26 at DH, and 1 at 2B.

🔥 Threw out 12 of 49 (24.5%) runners attempting to steal in the minors and 3 of 21 (14.3%) in the majors.

🔥 Recognized by the Red Sox as the organization's Minor League Defensive Player of the Month for May and Hitter of the Month for August.

🔥 Began the season with Worcester and had a .399 OPS in his first 15 games (through 5/15), then hit .419 with a 1.026 OPS in his final 10 games in May (18-for-43).

🔥 In 65 games for Worcester from 5/18-8/31, hit .316 with a .931 OPS and 41 RBI (83-for-263, 19 2B, 15 HR).

🔥 Hit a walk-off double on 5/31 vs. Syracuse (10th inn.).

🔥 Prior to the All-Star break, played in 5 games over 3 stints with BOS (2-for-8).

🔥 Named the International League's Player of the Month for August, batting .368 (25-for-68) with 9 HR, 22 RBI, and a 1.249 OPS in 16 games.

🔥 Homered in back-to-back games 3 times in August (8/13-14, 8/18-19, 8/30-31).

🔥 Hit a season-high 2 HR with a season-high 5 RBI on 8/25 at SYR, then had 4 RBI the next day against the club.

🔥 Recorded multiple hits in 4 consecutive games from 8/24-27 (11-for-20, .550 AVG)...Collected 3 hits in 3 of those contests.

HELPING IN A PINCH

Connor was recalled by BOS on 6/22/21 and made his MLB debut that day at TB. He pinch ran in the 11th inning and scored a run in a 9-5 win, becoming the 1st AL player to pinch run in extra innings and score in his MLB debut since Cal Ripken Jr. on 8/10/81 (source: STATS).

🔥 Had 5 HR and 14 RBI in his final 6 games with Worcester.

🔥 Recalled by BOS on 9/1 and remained in the majors for the rest of the season, appearing in 22 of the Sox' final 31 games.

🔥 Hit his 1st Major League HR on 9/2 vs. TEX, a 2-run shot in the 7th inning that was projected to travel 439 feet.

Personal

🔥 Full name is Connor Sun-Han Wong.

🔥 Graduated from Pearland (TX) High School.

🔥 Played baseball at the University of Houston from 2015-17...Was a 3-year starter...Named to the All-American Conference First Team in 2016 as a utility player, and to the Second Team in 2017 as a catcher.

🔥 Played for Yarmouth-Dennis (2015) and Bourne (2016) of the Cape Cod Baseball League.

🔥 His father, Matt Maysey, was a right-handed pitcher in the SD (1985-90), MTL (1991-92), MIL (1993), and PIT (1994-95) systems...Made 23 relief appearances between the Expos (1992) and Brewers (1993).

Connor Wong's Career Record

YEAR	CLUB	AVG	G	AB	R	H	2B	3B	HR	RBI	SH	SF	HB	BB	SO	SB	CS	OBP	SLG	OPS
2017	AZL Dodgers	.000	1	1	0	0	0	0	0	0	0	0	0	0	1	0	0	.000	.000	.000
	Great Lakes	.278	27	97	19	27	6	0	5	18	0	1	2	7	26	1	1	.336	.495	.831
2018	Rancho Cucamonga	.269	102	383	64	103	20	2	19	60	0	0	10	38	138	6	2	.350	.480	.831
	Rancho Cucamonga	.245	71	274	39	67	15	6	15	51	1	2	4	21	93	9	2	.306	.507	.813
2019	Tulsa	.349	40	149	17	52	9	1	9	31	0	2	1	11	50	2	1	.393	.604	.997
	Did Not Play																			
2020	Worcester	.256	50	199	22	51	13	0	8	26	0	0	0	9	58	7	1	.288	.442	.731
	BOSTON	.308	6	13	3	4	1	1	0	1	0	0	0	1	7	0	0	.357	.538	.896
2022	Worcester	.288	81	323	47	93	20	0	15	44	0	1	4	27	80	7	3	.349	.489	.838
	BOSTON	.188	27	48	8	9	3	0	1	7	1	1	1	5	16	0	0	.273	.313	.586
Major League Totals		.213	33	61	11	13	4	1	1	8	1	1	1	6	23	0	0	.290	.361	.651
Minor League Totals		.276	372	1426	208	393	83	9	71	230	1	6	21	113	446	32	10	.337	.496	.833

2017: Signed by the Los Angeles Dodgers as a 3rd-round selection in the June Draft (signed by Clint Bowers); **2020:** Acquired by the Boston Red Sox with OF Alex Verdugo and INF Jeter Downs in exchange for OF Mookie Betts, LHP David Price, and cash, 2/10

Career Fielding Record

POS	PCT.	G	GS	PO	A	E	TC	DP	CCS	SB	CCS%	PB	PKO	INN
C	.988	25	20	160	8	2	170	0	4	18	18.2	1	0	169.0
2B	---	2	0	0	0	0	0	0						
3B	---	1	0	0	0	0	0	0						

Career Single-Game Highs

HITS: 1, 13x, last 10/4/22 vs. TB; **DOUBLES:** 1, 4x, last 10/4/22 vs. TB; **HOME RUNS:** 1, 9/2/22 vs. TEX; **RBI:** 2, 2x, last 9/27/22 vs. BAL; **RUNS SCORED:** 2, 9/27/22 vs. BAL; **WALKS:** 3, 9/4/22 vs. TEX; **STRIKEOUTS:** 4, 9/20/22 at CIN; **STOLEN BASES:** None; **HITTING STREAK:** 3, 6/26-7/6/21; **EJECTIONS:** (0)

Home Run Notes

MULTI-HOME RUN GAMES: (0); **LEADOFF:** (0); **GRAND SLAMS:** (0); **PINCH-HIT:** (0); **EXTRA-INNING:** (0); **GAME-ENDING:** (0); **INSIDE-THE-PARK:** (0)

Major League Firsts

GAME: 6/22/21 at TB (entered in 11th inning as pinch-hitter); **HIT:** 6/26/21 vs. NYY off Jordan Montgomery (single, 2nd inning); **HOME RUN:** 9/2/22 vs. TEX off A.J. Alexy (2-run, 7th inning); **GAME-ENDING RBI:** N/A

7 MASATAKA YOSHIDA OF

Bats: Left • **Throws:** Right • **Height:** 5-8 • **Weight:** 192

Opening Day Age: 29 • **MLB Service:** None

Born: 7/15/1993 in Fukui, Japan

Acquired: Signed as a free agent on 12/15/2022

Contract Status: Signed through 2027



Career Highlights

🔥 Is making his MLB debut in 2023 after playing in 762 games over 7 seasons (2018-22) with the Orix Buffaloes of Japan's Nippon Professional Baseball.

🔥 Is a 4-time NPB All-Star (2018-19, '21-22).

🔥 Recorded 162-game averages of 28 HR and 99 RBI in Japan (762 G, 133 HR, 467 RBI).

🔥 In each of the last 5 seasons, he hit at least .320 with an OBP above .400 and a SLG above .500.

🔥 Has raised or matched his OPS from each season to the next: .854, .928, .956, .966, .992, 1.008.

🔥 Led NPB in AVG in 2020 (.350) and 2021 (.339)... Also led the Pacific League in both OBP and OPS in 2021 (.429/.992) and 2022 (.447/1.008).

🔥 Recorded more walks than strikeouts in each of the last 4 seasons (289 BB and 160 SO in that time).

🔥 In 2022, set career highs in RBI (88), walks (80), and OPS (1.008).

🔥 Helped lead Orix to the 2022 Japan Series title, the club's first in 26 years...Hit a walk-off HR in Game 5.

🔥 Earned a Gold Medal with Japan at the Tokyo 2020 Olympic Games.

🔥 Helped Japan win the 2023 World Baseball Classic title... Named to the All-World Baseball Classic Team, selected by a panel of broadcasters, media members and WBC official scorers...Set a WBC record with 13 RBI in only 7 games... Recorded a 1.258 OPS and struck out only once.

🔥 In the WBC semifinals against Mexico, tied the score at 3-3 in the 7th inning with a 2-out, 3-run HR...Also threw out a runner at home in Japan's eventual 6-5 win.

BORN IN JAPAN AND PLAYED FOR THE RED SOX

Name	Pos.	Years
Tomo Ohka	RHP	1999-2001
Hideo Nomo	RHP	2001
Dave Roberts	OF	2004
Daisuke Matsuzaka	RHP	2007-12
Hideki Okajima	LHP	2007-11
Takashi Saito	RHP	2009
Junichi Tazawa	RHP	2009, '11-16
Koji Uehara	RHP	2013-16
Hirokazu Sawamura	RHP	2021-22

CLUTCH PERFORMER

Yoshida hit 2 HR in Game 5 of the 2022 Japan Series, including a 2-run, walk-off homer that tied the series against the Tokyo Yakult Swallows. Orix went on to win its first Japan Series championship since 1996.

In the 2023 World Baseball Classic semifinals against Mexico, Yoshida tied the score at 3-3 in the 7th inning with a 2-out, 3-run HR. Japan went on to win the tournament, defeating USA in the finals.

WELCOME TO BOSTON

On Dec. 15, 2022, the Red Sox introduced Yoshida at a press conference in the Dell Technologies Club at Fenway Park. During a welcome message in English, Yoshida told fans, "I'm honored to be in Red Sox Nation. I'll do my best."

Masataka Yoshida's Career Record

YEAR	CLUB	AVG	G	AB	R	H	2B	3B	HR	RBI	SH	SF	HB	BB	SO	SB	CS	OBP	SLG	OPS
2016	Orix (NPB)	.290	63	231	35	67	17	0	10	34	0	1	1	25	34	0	2	.360	.494	.854
2017	Orix (NPB)	.311	64	228	42	71	11	0	12	38	0	1	1	38	32	1	1	.410	.518	.928
2018	Orix (NPB)	.321	143	514	77	165	37	2	26	86	0	8	7	69	74	3	1	.403	.553	.956
2019	Orix (NPB)	.322	143	521	92	168	24	2	29	85	0	5	5	79	64	5	1	.413	.543	.956
2020	Orix (NPB)	.350	120	408	55	143	22	1	14	64	0	4	8	72	29	8	5	.453	.512	.966
2021	Orix (NPB)	.339	110	389	61	132	22	1	21	72	0	3	5	58	26	0	0	.429	.563	.992
2022	Orix (NPB)	.335	119	412	56	138	28	1	21	88	0	7	9	80	41	4	0	.447	.561	1.008
NPB Totals		.327	762	2703	418	884	161	7	133	467	0	29	36	421	300	21	10	.421	.539	.960

2022: Signed by the Boston Red Sox as a free agent, 12/15

World Baseball Classic Record

YEAR	CLUB	AVG	G	AB	R	H	2B	3B	HR	RBI	SH	SF	HB	BB	SO	SB	CS	OBP	SLG	OPS
2023	Japan	.409	7	22	5	9	1	0	2	13	0	2	4	4	1	0	0	.531	.727	1.258

Masataka
Yoshida

2023 Red Sox Spring Training Roster

*Non-Roster Invitee ^60-day Injured List

Numerical

2-Justin Turner, INF
3-Reese McGuire, C
5-Kiké Hernández, INF/OF
7-Masataka Yoshida, OF
10-Trevor Story, INF^
11-Rafael Devers, 3B
12-Connor Wong, C
13-Alex Cora, Manager
16-Jarren Duran, OF
17-Raimel Tapia, OF*
18-Adam Duvall, OF
19-Daniel Palka, 1B/OF*
20-Yu Chang, INF
22-Garrett Whitlock, RHP
23-Niko Goodrum, INF/OF*
25-Josh Winckowski, RHP
28-Corey Kluber, RHP
29-Bobby Dalbec, INF
30-Rob Refsnyder, OF
31-Greg Allen, OF*
32-Jake Faria, RHP*
33-Jason Varitek, Game Planning Coord.
35-Richard Bleier, LHP
36-Triston Casas, 1B
37-Nick Pivetta, RHP
38-Jorge Alfaro, C*
39-Christian Arroyo, INF
40-Wyatt Mills, RHP
41-Chris Sale, LHP
43-Adalberto Mondesi, INF
46-John Schreiber, RHP
50-Kutter Crawford, RHP
51-Kevin Walker, Bullpen Coach
53-Carlos Febles, Third Base Coach
54-Luis Ortiz, Assistant Hitting Coach
55-Chris Martin, RHP
57-Joely Rodriguez, LHP
58-Dave Bush, Pitching Coach
59-Ronaldo Hernández, C*
60-Ramón Vázquez, Bench Coach
61-Kaleb Ort, RHP
62-Pete Fatse, Hitting Coach
63-Durbin Feltman, RHP*
64-Dan Altavilla, RHP*
65-James Paxton, LHP
66-Brayan Bello, RHP
67-Matt Dermody, LHP*
68-Victor Santos, RHP*
69-Stephen Scott, C*
70-Ryan Brasier, RHP
71-Ryan Sherriff, LHP*
72-Chris Murphy, LHP
73-Ryan Fitzgerald, INF/OF*
74-Kenley Jansen, RHP
75-Brandon Walter, LHP
76-Zack Kelly, RHP
77-Caleb Hamilton, C*
78-Ceddanne Rafaela, INF/OF
79-Bryan Mata, RHP
80-David Hamilton, INF
81-Andy Fox, Major League Field Coord.
82-Narciso Crook, OF*
83-Enmanuel Valdez, INF/OF
84-Kyle Hudson, First Base Coach
85-Ben Rosenthal, Assistant Hitting Coach
86-Wilyer Abreu, OF
89-Tanner Houck, RHP
91-Matthew Lugo, INF*
92-Nick Sogard, INF/OF*
93-Norwith Gudiño, RHP*
94-Christian Koss, INF*
95-Oddanier Mosqueda, LHP*
96-Elih Marrero, C*
97-Taylor Broadway, RHP*
98-Chase Shugart, RHP*
99-Alex Verdugo, OF

Alphabetical

86-Wilyer Abreu, OF
38-Jorge Alfaro, C*
31-Greg Allen, OF*
64-Dan Altavilla, RHP*
39-Christian Arroyo, INF
66-Brayan Bello, RHP
35-Richard Bleier, LHP
70-Ryan Brasier, RHP
97-Taylor Broadway, RHP*
58-Dave Bush, Pitching Coach
36-Triston Casas, 1B
20-Yu Chang, INF
13-Alex Cora, Manager
50-Kutter Crawford, RHP
82-Narciso Crook, OF*
29-Bobby Dalbec, INF
67-Matt Dermody, LHP*
11-Rafael Devers, 3B
16-Jarren Duran, OF
18-Adam Duvall, OF
32-Jake Faria, RHP*
62-Pete Fatse, Hitting Coach
53-Carlos Febles, Third Base Coach
63-Durbin Feltman, RHP*
73-Ryan Fitzgerald, INF/OF*
81-Andy Fox, Major League Field Coord.
23-Niko Goodrum, INF/OF*
93-Norwith Gudiño, RHP*
77-Caleb Hamilton, C*
80-David Hamilton, INF
5-Kiké Hernández, INF/OF
59-Ronaldo Hernández, C*
89-Tanner Houck, RHP
84-Kyle Hudson, First Base Coach
74-Kenley Jansen, RHP
76-Zack Kelly, RHP
28-Corey Kluber, RHP
94-Christian Koss, INF*
91-Matthew Lugo, INF*
96-Elih Marrero, C*
55-Chris Martin, RHP
79-Bryan Mata, RHP
3-Reese McGuire, C
40-Wyatt Mills, RHP
43-Adalberto Mondesi, INF
95-Oddanier Mosqueda, LHP*
72-Chris Murphy, LHP
61-Kaleb Ort, RHP
54-Luis Ortiz, Assistant Hitting Coach
19-Daniel Palka, 1B/OF*
65-James Paxton, LHP
37-Nick Pivetta, RHP
78-Ceddanne Rafaela, INF/OF
30-Rob Refsnyder, OF
57-Joely Rodriguez, LHP
85-Ben Rosenthal, Assistant Hitting Coach
41-Chris Sale, LHP
68-Victor Santos, RHP*
46-John Schreiber, RHP
69-Stephen Scott, C*
71-Ryan Sherriff, LHP*
98-Chase Shugart, RHP*
92-Nick Sogard, INF/OF*
10-Trevor Story, INF^
17-Raimel Tapia, OF*
2-Justin Turner, INF
83-Enmanuel Valdez, INF/OF
33-Jason Varitek, Game Planning Coord.
60-Ramón Vázquez, Bench Coach
99-Alex Verdugo, OF
51-Kevin Walker, Bullpen Coach
75-Brandon Walter, LHP
22-Garrett Whitlock, RHP
25-Josh Winckowski, RHP
12-Connor Wong, C
7-Masataka Yoshida, OF

By Position

13-Alex Cora, Manager
33-Jason Varitek, Game Planning Coord.
51-Kevin Walker, Bullpen Coach
53-Carlos Febles, Third Base Coach
54-Luis Ortiz, Assistant Hitting Coach
58-Dave Bush, Pitching Coach
60-Ramón Vázquez, Bench Coach
62-Pete Fatse, Hitting Coach
81-Andy Fox, Major League Field Coord.
84-Kyle Hudson, First Base Coach
85-Ben Rosenthal, Assistant Hitting Coach
22-Garrett Whitlock, RHP
25-Josh Winckowski, RHP
28-Corey Kluber, RHP
32-Jake Faria, RHP*
35-Richard Bleier, LHP
37-Nick Pivetta, RHP
40-Wyatt Mills, RHP
41-Chris Sale, LHP
46-John Schreiber, RHP
50-Kutter Crawford, RHP
55-Chris Martin, RHP
57-Joely Rodriguez, LHP
61-Kaleb Ort, RHP
63-Durbin Feltman, RHP*
64-Dan Altavilla, RHP*
65-James Paxton, LHP
66-Brayan Bello, RHP
67-Matt Dermody, LHP*
68-Victor Santos, RHP*
70-Ryan Brasier, RHP
71-Ryan Sherriff, LHP*
72-Chris Murphy, LHP
74-Kenley Jansen, RHP
75-Brandon Walter, LHP
76-Zack Kelly, RHP
79-Bryan Mata, RHP
89-Tanner Houck, RHP
93-Norwith Gudiño, RHP*
95-Oddanier Mosqueda, LHP*
97-Taylor Broadway, RHP*
98-Chase Shugart, RHP*
3-Reese McGuire, C
12-Connor Wong, C
38-Jorge Alfaro, C*
59-Ronaldo Hernández, C*
69-Stephen Scott, C*
77-Caleb Hamilton, C*
96-Elih Marrero, C*
2-Justin Turner, INF
10-Trevor Story, INF^
11-Rafael Devers, 3B
29-Bobby Dalbec, INF
36-Triston Casas, 1B
39-Christian Arroyo, INF
43-Adalberto Mondesi, INF
80-David Hamilton, INF
91-Matthew Lugo, INF*
94-Christian Koss, INF*
20-Yu Chang, INF
7-Masataka Yoshida, OF
16-Jarren Duran, OF
17-Raimel Tapia, OF*
18-Adam Duvall, OF
30-Rob Refsnyder, OF
31-Greg Allen, OF*
82-Narciso Crook, OF*
86-Wilyer Abreu, OF
99-Alex Verdugo, OF
5-Kiké Hernández, INF/OF
19-Daniel Palka, 1B/OF*
23-Niko Goodrum, INF/OF*
73-Ryan Fitzgerald, INF/OF*
78-Ceddanne Rafaela, INF/OF
83-Enmanuel Valdez, INF/OF
92-Nick Sogard, INF/OF*

Pronunciation Guide

Wilyer (WHEEL-yair) Abreu
Dan **Altavilla** (alt-uh-VILL-uh)
Bryan (like "Brian") **Bello** (BAY-oh)
Richard **Bleier** (like "liar")
Ryan **Brasier** (like "Frasier")
Triston **Casas** (KOSS-iss)
Narciso (nar-SEE-so) Crook
Bobby **Dalbec** (DAHL-beck)
Matt **Dermody** (DERM-uh-dee)
Rafael **Devers** (DEHV-ers)
Jarren **Duran** (duh-RAN)
Jake **Faria** (fuh-REE-uh)
Pete **Fatse** (FATS-ee)
Carlos **Febles** (FEB-less)
Niko (NEE-koh) Goodrum
Norwith (NOR-weeth) **Gudiño** (goo-DEEN-yo)
Kiké (KEE-kay) Hernández

Tanner **Houck** ("how" + k)
Elih (EE-lie) Marrero
Bryan **Mata** (MAH-ta)
Adalberto (ad-ahl-BAIR-toh) Mondesi
Oddanier (oh-dahn-YAIR) **Mosqueda** (moh-SKAY-dah)
Daniel **Palka** (PAHL-kuh)
Ceddanne (say-DAHN) Rafaela
Joely (jo-ELL-ee) Rodriguez
Victor **Santos** (SAHN-tos)
John **Schreiber** (like "fiber")
Chase **Shugart** ("sugar" + t)
Nick **Sogard** (SO-gard)
Raimel (rye-MEL) **Tapia** (TOP-ee-uh)
Enmanuel (en-mahn-WELL) **Valdez** (VAHL-dez)
Alex **Verdugo** (vehr-DOO-go)
Josh **Winckowski** (win-COW-skee)
Masataka (mah-sah-TAH-kah) **Yoshida** (yo-SHEE-dah)

HOW THEY WERE OBTAINED (40-MAN ROSTER AND INJURED LIST)

Free Agents (14): Brasier (Mar. 2018), Chang (Feb. 2023), Duvall (Jan. 2023), K. Hernández (Feb. 2021), Jansen (Dec. 2022), Kelly (Dec. 2020), Kluber (Jan. 2023), Martin (Dec. 2022), Paxton (Dec. 2021), Refsnyder (Dec. 2021), Rodriguez (Nov. 2022), Story (Mar. 2022), Turner (Jan. 2023), Yoshida (Dec. 2022)

Amateur Draft Picks (7): Casas (2018-1st round), Crawford (2017-16th round), Dalbec (2016-4th round), Duran (2018-7th round), Houck (2017-1st round), Murphy (2019-6th round), Walter (2019-26th round)

By Trade (12): Abreu (From Astros, Aug. 2022), Bleier (From Marlins, Feb. 2023), Hamilton (From Brewers, Dec. 2021), McGuire (From White Sox, Aug. 2022), Mills (From Royals, Dec. 2022), Mondesi (From Royals, Jan. 2023), Pivetta (From Phillies, Aug. 2020), Sale (From White Sox, Dec. 2016), Valdez (From Astros, Aug. 2022), Verdugo (From Dodgers, Feb. 2020), Winckowski (From Mets, Feb. 2021), Wong (From Dodgers, Feb. 2020)

International Free Agents (4): Bello (July 2017), Devers (Aug. 2013), Mata (Jan. 2016), Rafaela (July 2017)

Claimed off Waivers (2): Arroyo (From Cleveland, Aug. 2020), Schreiber (From Detroit, Feb. 2021)

Rule 5 Draft Picks (2): Ort (From Yankees, Dec. 2020), Whitlock (From Yankees, Dec. 2020)

RED SOX PLAYERS LOST IN EXPANSION DRAFTS

1960 – To Los Angeles Angels: RHP Jerry Casale, INF Jim Fregosi, RHP Fred Newman, C Ed Sadowski
To Washington Senators: INF Jim Mahoney, RHP Tom Sturdivant, C Haywood Sullivan, OF Willie Tasby

1968 – To Kansas City Royals: INF Jerry Adair, INF Joe Foy, RHP Dave Morehead
To Seattle Pilots: RHP Dick Baney, RHP Gary Bell, RHP Darrell Brandon

1976 – To Seattle Mariners: RHP Steve Burke, OF Luis Delgado, LHP Rick Jones, RHP Dick Pole
To Toronto Blue Jays: C Ernie Whitt

1992 – To Colorado Rockies: INF Jody Reed, C Eric Wedge

1997 – To Arizona Diamondbacks: RHP Jeff Suppan
To Tampa Bay Devil Rays: RHP Jim Mecir

LIVE LOOK-INS AND ANALYSIS ON
MLB TONIGHT
WITH LIVE GAMES EVERY WEEK



GO TO
FINDMLBNETWORK.COM
FOR CHANNEL NUMBER



© 2023 MLB. Major League Baseball trademarks and copyrights are used with permission of Major League Baseball. Visit MLB.com. Any other marks used herein are trademarks of their respective owners.

2022 IN REVIEW



BOSTON



RED SOX

2022 Season Recap & Highlights

Overall

STATE OF THE SOX: The Red Sox finished in 5th place in the AL East at 78-84 (.481), tied for the AL's 9th best record and MLB's 17th best record.

- The Sox finished with a record below .500 in a 162-game season for the 1st time since 2015 (also 78-84)...Following that 2015 season, they won the next 3 AL East titles.
- Under the 6-division format, the 2022 Sox were only the 4th team to finish in last place with a win % of .481 or higher, joining the 2005 Nationals (.500, 81-81), 2006 Mariners (.481, 78-84), and 2015 Red Sox (.481, 78-84).

LONG DIVISION: The Red Sox were 26-50 (.342) against AL East opponents, compared to 52-34 (.605) vs. all other teams.

- The Sox went 15-5 against Postseason teams outside of the AL East (5-0-1 in series).
- 30 games against NYY, TB, and TOR were decided by 2 runs or fewer...The Sox were 9-21 (.300) in those games, compared to 30-19 (.612) in games decided by 2 runs or fewer vs. other teams.

ALL TOGETHER: 54 players appeared in at least 1 game for BOS (26 position players, 28 pitchers).

- 20 players made their Red Sox debut in 2022...6 players made their Major League debut (Bello, German, Kelly, Winckowski, Casas, and Downs).
- The Red Sox had 3 players selected to the 2022 MLB All-Star Game: Rafael Devers (fan vote), Xander Bogaerts (player ballot), and J.D. Martinez (injury replacement).

THANKS FOR COMING OUT: The Sox had a paid home attendance of 2,624,924 in 81 games (approx. 32,406 per game).

Team Pitching & Fielding

YOU COMPLETE ME: The Red Sox threw 5 complete games, most in the AL and 2nd most in the majors behind MIA (6)...2 of those came in contests shortened due to inclement weather: Brayan Bello on 9/25 at NYY (6.0 IP) and Nathan Eovaldi on 10/4 vs. TB (5.0 IP, shutout).

- The Sox' 3 complete games of 9.0+ innings ranked 1st in the AL and 2nd in MLB (MIA-5) and were the club's most since 2016 (5).

ROOKIE BALL: 4 rookie pitchers started for the Red Sox in 2022: Josh Winckowski (14 starts), Kutter Crawford (12), Brayan Bello (11), and Connor Seabold (5).

- The Sox started a rookie pitcher in 42 games...Prior to 2022, the most recent seasons in which the Sox had 40+ games started by a rookie pitcher were 2015 (45), 2007 (43), and 1984 (44).

GETTING DEFENSIVE: In their final 61 games (beginning 7/30), the Sox ranked 2nd in the AL in fewest errors (24) and fielding percentage (.989) behind HOU (21 E, .990).

MLB'S HIGHEST WIN % IN 2022

Rk.	Team	Win%	Rk.	Team	Win%
1.	Dodgers	.685	17.	Red Sox	.481
2.	Astros	.654		Twins	.481
3.	Braves	.623	19.	D-Backs	.457
	Mets	.623		Cubs	.457
5.	Yankees	.611	21.	Angels	.451
6.	Cardinals	.574	22.	Marlins	.426
7.	Blue Jays	.568	23.	Rockies	.420
	Guardians	.568		Rangers	.420
9.	Mariners	.556	25.	Tigers	.407
10.	Padres	.549	26.	Royals	.401
11.	Phillies	.537	27.	Pirates	.383
12.	Rays	.531		Reds	.383
	Brewers	.531	29.	A's	.370
14.	Orioles	.512	30.	Nationals	.340
15.	White Sox	.500			
	Giants	.500			

HIGHEST WIN % OUTSIDE OF OWN DIVISION

Rk.	Team	Record
1.	Dodgers	57-29 (.663)
2.	Astros	55-31 (.640)
3.	Braves	53-33 (.616)
T4.	Red Sox	52-34 (.605)
T4.	Yankees	52-34 (.605)

RED SOX A.L. PITCHING RANKINGS

Stat	Rank	Stat	Rank
4.53 ERA.....	14th	1.16 HR/9.0.....	14th
10 SHO.....	T-7th	21.8 SO%.....	10th
5 CG.....	1st	8.5 BB%.....	11th
1.35 WHIP.....	14th	2.56 SO/BB.....	11th
.256 AVG.....	13th		

2022 Season Recap & Highlights, Continued

Team Batting

SLUGGING SOX: The Red Sox led the majors in doubles (352) and tied for the AL lead in XBH (519)...They ranked 2nd in the AL in AVG (.258), 3rd in OBP (.325), and 4th in SLG (.424), OPS (.730), and runs scored (735).

- Beginning 8/25 through the end of the season, the Sox led MLB in AVG (.269) and OBP (.342) and ranked 2nd in OPS (.766).

GIVE ME FIVE: Boston was 53-21 (.644) when scoring at least 5 runs, compared to 25-63 (.226) when scoring 4 runs or fewer.

- The Sox scored 12+ runs 7 times, 2nd most in the AL behind the Yankees (14)...They scored 15+ runs 3 times, tied for 2nd most in the majors (CHC-4, NYY-3, STL-3).

RED SOX A.L. OFFENSIVE RANKINGS

Stat	Rank	Stat	Rank
735 runs	4th	352 doubles...	1st
.258 AVG	2nd	1,427 hits.....	3rd
.321 OBP	3rd	155 HR.....	9th
.409 SLG	4th	478 BB	7th
.730 OPS	4th	52 SB.....	13th
519 XBH.....	T-1st	50 SF.....	2nd

Season Timeline

TURNING POINT: The Red Sox entered play on 5/10 with a 10-19 record after being swept by CWS in a 3-game series.

- The Sox then went 33-14 (.702) in 47 games from 5/10-6/30, the 2nd-best record in the majors during that span, trailing only the Yankees (37-13, .740).
- At the end of play on 6/30, the Red Sox owned the 3rd-best record in the AL behind the Yankees (56-21, .727) and Astros (48-27, .640) and were tied with the Blue Jays for the league's top Wild Card position.

RED SOX MONTHLY WIN-LOSS RECORDS

Month	W-L (%)
April	9-13 (.409)
May	14-14 (.500)
June	20-6 (.769)
July	8-19 (.296)
August	12-16 (.429)
September/October	15-16 (.484)

JUNE CASH: The Red Sox went 20-6 (.769) in June...It marked only the 5th time since 2000 that the Red Sox earned 20+ wins in a calendar month (also May 2002, August 2004, May 2007, and July 2011).

TOUGH STRETCH: Each of Boston's 27 games from 7/4-8/3 were against teams that entered 8/3 with at least a .500 record: NYY (7), TB (7), CLE (4), HOU (3), MIL (3), and TOR (3)...The Sox went 9-18 (.333) during that stretch, falling from the AL's top Wild Card position to 3.0 games out of the 3rd and final position.

LITTLE LEAGUE CLASSIC: The Red Sox and Orioles played in the 2022 MLB Little League Classic at Muncy Bank Ballpark at Bowman Field in Williamsport, PA on 8/21...The Orioles won the game, 5-3.

UP AND DOWN: After winning 3 straight games from 8/14-17, the Sox had a .500 record (59-59) before going 19-25 in their final 44 games.

- The Sox were eliminated from Postseason contention on 9/25, following a 2-0 loss at NYY.

HIGHEST ORGANIZATIONAL MINOR LEAGUE WIN % (ALL AFFILIATES)

Rk.	Org.	Record	Win%
1.	Tampa Bay Rays	411-302	.576
2.	Colorado Rockies	395-325	.549
3.	New York Yankees	393-324	.548
4.	Los Angeles Dodgers	393-328	.545
5.	Minnesota Twins	351-309	.532
6.	Boston Red Sox	381-339	.529

Source: Baseball America

FINISH STRONG: The Sox went 6-3 in their last 9 games, including a 3-game series sweep against the Rays at Fenway Park to conclude the season.

- Boston wrapped up the season going 9-7-1 in their final 17 series (beginning 8/11).

2022 Season Recap & Highlights, Continued

Regular Season Breakdown

AL East Standing.....	5th, -21.0
Home/Road	43-38/35-46
Day/Night.....	24-26/54-58
April/May/June.....	9-13/14-14/20-6
July/August	8-19/12-16
September/October	12-14/3-2
vs. AL East.....	26-50
vs. AL Central	18-15
vs. AL West.....	25-8
vs. National League.....	9-11
vs. RH/LH starter	55-71/23-13
Leading after 6/7/8 innings.....	63-10/67-7/71-4
Tied after 6/7/8 innings.....	9-11/6-12/4-14
Trailing after 6/7/8 innings.....	5-62/4-64/2-65
Red Sox score first.....	51-32
Opponents score first.....	27-52

Shutouts.....	10-8
Scoring less than 4 runs.....	13-51
Scoring 4 or more runs.....	65-33
Red Sox hit HR/hit 0 HR	52-40/26-44
1-run/2-run games	24-26/15-14
Walk-offs.....	4-9
Extra innings (home/road).....	3-6/4-5
Series openers/finales	28-24/24-28
Series W-L-T (home)	12-10-4
Series W-L-T (road).....	10-14-2
Series W-L-T (total).....	22-24-6
Series sweeps (home/road)	5-5/2-4
Come-from-behind wins	32

Pitching Breakdown

	IP	ERA	AVG
STARTERS	807.2	4.49	.265
RELIEVERS	623.1	4.59	.244

Ejections (6)

Alex Cora - 5/8 vs. CWS (3rd inning by HP umpire Carlos Torres)
Kevin Plawecki - 5/11 at ATL (6th inning by HP umpire Adam Beck)
Alex Cora - 5/11 at ATL (6th inning by HP umpire Adam Beck)
Alex Cora - 8/4 at KC (7th inning by HP umpire Bill Welke)
Xander Bogaerts - 8/19 at BAL (4th inning by HP umpire Todd Tichenor)
Alex Cora - 8/19 at BAL (4th inning by HP umpire Todd Tichenor)

Walk-Off Wins (4)

5/22 vs. SEA (Franchy Cordero grand slam in 10th inning)
7/9 vs. NYY (Alex Verdugo 2-run single in 10th inning)
8/13 vs. NYY (Tommy Pham RBI single in 10th inning)
9/1 vs. TEX (Rob Refsnyder RBI single in 9th inning)

FIRST-INNING LEADOFF HOME RUNS (3)

Kiké Hernández - 5/24 at CWS
Kiké Hernández - 5/26 at CWS
Jarren Duran - 7/1 at CHC

BACK-TO-BACK HOME RUNS (0)

2-HOME RUN GAMES (5)

Rafael Devers - 5/21 vs. SEA
Rafael Devers - 7/7 vs. NYY
Christian Vázquez - 7/22 vs. TOR
Bobby Dalbec - 7/27 vs. CLE
J.D. Martinez - 10/5 vs. TB

3-HOME RUN GAMES (1)

Trevor Story - 5/19 vs. SEA

GRAND SLAMS (7)

J.D. Martinez - 5/1 at BAL
Rafael Devers - 5/10 at ATL
Trevor Story - 5/20 vs. SEA
Franchy Cordero - 5/22 vs. SEA
Xander Bogaerts - 8/31 at MIN
Rafael Devers - 9/10 at BAL
Xander Bogaerts - 10/4 vs. TB

PINCH-HIT HOME RUNS (3)

Bobby Dalbec - 5/28 vs. BAL-G1
Franchy Cordero - 8/21 at BAL
Reese McGuire - 9/22 at NYY

OPPONENTS



BOSTON



RED SOX



ARIZONA DIAMONDBACKS

Chase Field
401 East Jefferson St., Phoenix, AZ 85004 | 602-462-6500

Series Facts (2002-2022)

All-Time Record vs. Arizona.....	13-8 (10-5 home, 3-3 road)
All-Time Record at Chase Field.....	3-3
All-Time Record at Fenway Park.....	10-5
Longest Red Sox Winning Streak.....	5 (2x, last: 8/3/2013-8/14/2016)
Longest Diamondbacks Winning Streak.....	3 (6/7-9/2002)
Most consecutive series won by Red Sox.....	5 (6/8/2007-8/14/2016)
Most consecutive series won by Diamondbacks.....	1 (2x, last: 4/5-7/2019)

Series Highs

(Most Recent Occurrence)

Red Sox (in Boston)

Runs.....	16 (8/14/2016)
Hits.....	19 (8/14/2016)

Red Sox (in Arizona)

Runs.....	10 (6/8/2007)
Hits.....	12 (2x, last: 4/5/2019)

Diamondbacks (in Boston)

Runs.....	7 (3x, last: 8/2/2013)
Hits.....	16 (8/2/2013)

Diamondbacks (in Arizona)

Runs.....	15 (4/5/2019)
Hits.....	18 (4/5/2019)



ATLANTA BRAVES

Truist Park
755 Battery Avenue, SE, Atlanta, GA 30339 | 404-614-1463

Series Facts (1997-2022)

All-Time Record vs. Atlanta.....	46-40 (18-25 home, 28-15 road)
All-Time Record at Truist Park.....	8-2
All-Time Record at Fenway Park.....	18-25
Longest Red Sox Winning Streak.....	6 (6/23/2012-5/28/2014)
Longest Braves Winning Streak.....	4 (4x, last: 8/31-9/25/2020)
Most consecutive series won by Red Sox.....	9 (5/20/2005-5/29/2014)
Most consecutive series won by Braves.....	4 (2x, last: 7/6/2001-7/4/2004)

Series Highs

(Most Recent Occurrence)

Red Sox (in Boston)

Runs.....	13 (5/19/2007)
Hits.....	18 (2x, last: 6/16/2015)

Red Sox (in Atlanta)

Runs.....	11 (2x, last: 4/26/2016)
Hits.....	15 (2x, last: 9/27/2020)

Braves (in Boston)

Runs.....	15 (8/30/1997)
Hits.....	19 (8/30/1997)

Braves (in Atlanta)

Runs.....	10 (7/4/2004)
Hits.....	15 (2x, last: 6/18/2007)



BALTIMORE ORIOLES

Oriole Park at Camden Yards
333 W. Camden Street, Baltimore, MD 21201 | 410-547-6150

Series Facts (1954-2022)

All-Time Record vs. Orioles.....	619-519 (312-256 home, 307-263 road)
All-Time Record at Oriole Park.....	157-105
All-Time Record at Fenway Park.....	312-256
Longest Red Sox Winning Streak.....	13 (9/3/2005-5/16/2006)
Longest Orioles Winning Streak.....	8 (4/27-5/30/1960)
Most consecutive series won by Red Sox.....	12 (5/30/2008-4/25/2010)
Most consecutive series won by Orioles.....	6 (4/27-8/21/1960)

Series Highs

(Most Recent Occurrence)

Red Sox (in Boston)

Runs.....	19 (9/26/2018)
Hits.....	22 (9/26/2018)

Red Sox (in Baltimore)

Runs.....	19 (8/10/2018)
Hits.....	23 (2x, last: 8/2/2009)

Orioles (in Boston)

Runs.....	17 (9/27/1960)
Hits.....	21 (3x, last: 8/25/2017)

Orioles (in Baltimore)

Runs.....	18 (4/26/2015)
Hits.....	20 (2x, last: 4/26/2015)



CHICAGO CUBS

Wrigley Field
1060 West Addison St., Chicago, IL 60613 | 773-404-2827

Series Facts (1997-2022)

All-Time Record vs. Chicago.....	8-10 (4-5 home, 4-5 road)
All-Time Record at Wrigley Field.....	4-5
All-Time Record at Fenway Park.....	4-5
Longest Red Sox Winning Streak.....	2 (2x, last: 6/16-17/2012)
Longest Cubs Winning Streak.....	3 (6/30-7/2/2014)
Most consecutive series won by Red Sox.....	2 (5/20/2011-6/17/2012)
Most consecutive series won by Cubs.....	3 (3x, last: 7/1-3/2022)

Series Highs

(Most Recent Occurrence)

Red Sox (in Boston)

Runs.....	15 (5/20/2011)
Hits.....	19 (5/20/2011)

Red Sox (in Chicago)

Runs.....	8 (6/17/2012)
Hits.....	17 (6/12/2005)

Cubs (in Boston)

Runs.....	16 (7/2/2014)
Hits.....	19 (7/2/2014)

Cubs (in Chicago)

Runs.....	16 (7/2/2014)
Hits.....	20 (6/10/2005)



CHICAGO WHITE SOX

Guaranteed Rate Field
333 W. 35th Street, Chicago, IL 60616 | 312-674-1000

Series Facts (1901-2022)

All-Time Record vs. Chicago	995-953-11 (570-405-7 home, 425-548-4 road)
All-Time Record at Guaranteed Rate Field	67-60
All-Time Record at Fenway Park	498-352-3
Longest Red Sox Winning Streak	12 (8/5/1921-5/15/1922)
Longest White Sox Winning Streak	10 (2x, last: 8/21/1906-5/18/1907)
Most consecutive series won by Red Sox	7 (6/6/1941-5/14/1942)
Most consecutive series won by White Sox	17 (8/20/1963-7/31/1966)

Series Highs

(Most Recent Occurrence)

Red Sox (in Boston)

Runs	19 (2x, last: 5/14/1947)
Hits	23 (6/5/1929)

Red Sox (in Chicago)

Runs	21 (8/30/1970)
Hits	22 (2x, last: 8/30/1970)

White Sox (in Boston)

Runs	22 (5/31/1970)
Hits	25 (8/15/1922)

White Sox (in Chicago)

Runs	21 (6/26/1960)
Hits	22 (6/26/1960)



CINCINNATI REDS

Great American Ball Park
100 Joe Nuxhall Way, Cincinnati, OH 45202 | 513-765-7800

Series Facts (1997-2022)

All-Time Record vs. Cincinnati	14-3 (6-1 home, 8-2 road)
All-Time Record at Great American Ball Park	8-2
All-Time Record at Fenway Park	6-1
Longest Red Sox Winning Streak	9 (6/14/2008-9/24/2017)
Longest Reds Winning Streak	1 (3x, last: 9/21/2022)
Most consecutive series won by Red Sox	5 (6/13/2005-9/24/2017)
Most consecutive series won by Reds	0

Series Highs

(Most Recent Occurrence)

Red Sox (in Boston)

Runs	10 (6/13/2005)
Hits	16 (6/13/2005)

Red Sox (in Cincinnati)

Runs	9 (6/15/2008)
Hits	13 (6/14/2008)

Reds (in Boston)

Runs	3 (3x, last: 5/6/2014)
Hits	10 (5/6/2014)

Reds (in Cincinnati)

Runs	5 (9/21/2022)
Hits	10 (8/13/2014)



CLEVELAND GUARDIANS

Progressive Field
2401 Ontario Street, Cleveland, OH 44115 | 216-420-4380

Series Facts (1901-2022)

All-Time Record vs. Guardians	996-1050-8 (539-487-5 home, 457-563-3 road)
All-Time Record at Progressive Field	58-55
All-Time Record at Fenway Park	472-429-4
Longest Red Sox Winning Streak	11 (2x, last: 9/7/1985-8/22/1986)
Longest Guardians Winning Streak	11 (4/12-6/25/1996)
Most consecutive series won by Red Sox	7 (6/28/1983-9/2/1984)
Most consecutive series won by Guardians	9 (4/29/1954-5/2/1955)

Series Highs

(Most Recent Occurrence)

Red Sox (in Boston)

Runs	18 (5/5/1930)
Hits	23 (3x, last: 5/5/1930)

Red Sox (in Cleveland)

Runs	24 (8/21/1986)
Hits	24 (8/21/1986)

Guardians (in Boston)

Runs	19 (2x, last: 4/10/1977)
Hits	24 (7/28/1925)

Guardians (in Cleveland)

Runs	27 (7/7/1923)
Hits	25 (6/5/1930)



COLORADO ROCKIES

Coors Field
2001 Blake St., Denver, CO 80205 | 303-292-0200

Series Facts (1997-2022)

All-Time Record vs. Colorado	13-10 (8-5 home, 5-5 road)
All-Time Record at Coors Field	5-5
All-Time Record at Fenway Park	8-5
Longest Red Sox Winning Streak	3 (5/15/2019-present)
Longest Rockies Winning Streak	4 (6/13/2007-6/23/2010)
Most consecutive series won by Red Sox	1 (4x, last: 8/27-28/2019)
Most consecutive series won by Rockies	3 (6/15/2004-6/24/2010)

Series Highs

(Most Recent Occurrence)

Red Sox (in Boston)

Runs	20 (6/25/2013)
Hits	11 (6/25/2013)

Red Sox (in Colorado)

Runs	15 (9/25/2013)
Hits	16 (9/25/2013)

Rockies (in Boston)

Runs	12 (6/13/2007)
Hits	14 (6/13/2007)

Rockies (in Colorado)

Runs	11 (6/24/2010)
Hits	18 (6/24/2010)



DETROIT TIGERS

Comerica Park
2100 Woodward, Detroit, MI 48201 | 313-471-2000

Series Facts (1901-2022)

All-Time Record vs. Detroit	1,053-981-13 (575-444-6 home, 478-537-7 road)
All-Time Record at Comerica Park	44-37
All-Time Record at Fenway Park	514-381-4
Longest Red Sox Winning Streak	11 (8/25/1989-4/11/1990)
Longest Tigers Winning Streak	10 (2x, last: 8/16/1927-5/6/1928)
Most consecutive series won by Red Sox	9 (8/28/1951-8/27/1952)
Most consecutive series won by Tigers	9 (9/13/1921-6/16/1923)

Series Highs

(Most Recent Occurrence)

Red Sox (in Boston)

Runs	23 (6/18/1953)
Hits	27 (6/18/1953)

Red Sox (in Detroit)

Runs	18 (2x, last: 8/2/1956)
Hits	22 (8/28/1947)

Tigers (in Boston)

Runs	20 (7/7/1928)
Hits	22 (6/13/1934)

Tigers (in Detroit)

Runs	17 (3x, last: 7/28/1990)
Hits	22 (5/9/1927)



HOUSTON ASTROS

Minute Maid Park
501 Crawford Street, Houston, TX 77002 | 713-259-8900

Series Facts (1962-2022)

All-Time Record vs. Houston	38-31 (20-14 home, 18-17 road)
All-Time Record at Minute Maid Park	18-17
All-Time Record at Fenway Park	20-14
Longest Red Sox Winning Streak	7 (7/1/2011-4/28/2013)
Longest Astros Winning Streak	3 (3x, last: 5/31-6/3/2021)
Most consecutive series won by Red Sox	4 (7/1/2011-7/13/2014)
Most consecutive series won by Astros	5 (9/7/2018-6/10/2021)

Series Highs

(Most Recent Occurrence)

Red Sox (in Boston)

Runs	12 (6/10/2021)
Hits	17 (4/26/2013)

Red Sox (in Houston)

Runs	15 (8/6/2013)
Hits	16 (2x, last: 4/24/2016)

Astros (in Boston)

Runs	13 (5/7/2022)
Hits	17 (3x, last: 6/9/2021)

Astros (in Houston)

Runs	11 (2x, last: 5/31/2021)
Hits	14 (2x, last: 6/18/2017)



KANSAS CITY ROYALS

Kauffman Stadium
One Royal Way, Kansas City, MO 64129 | 816-921-8000

Series Facts (1969-2022)

All-Time Record vs. Kansas City	253-243 (140-109 home, 113-134 road)
All-Time Record at Kauffman Stadium	103-120
All-Time Record at Fenway Park	140-109
Longest Red Sox Winning Streak	8 (5/12/2018-8/5/2019)
Longest Royals Winning Streak	12 (8/23/1970-8/25/1971)
Most consecutive series won by Red Sox	6 (2x, last: 4/19/2002-8/4/2005)
Most consecutive series won by Royals	8 (8/12/1970-6/15/1972)

Series Highs

(Most Recent Occurrence)

Red Sox (in Boston)

Runs	17 (5/28/1977)
Hits	21 (8/14/1985)

Red Sox (in Kansas City)

Runs	22 (4/12/1994)
Hits	20 (2x, last: 5/8/1998)

Royals (in Boston)

Runs	13 (5x, last: 6/1/2000)
Hits	20 (5/28/2010)

Royals (in Kansas City)

Runs	13 (5x, last: 8/7/2022)
Hits	20 (8/2/1987)



LOS ANGELES ANGELS

Angel Stadium of Anaheim
2000 E. Gene Autry Way, Anaheim, CA 92806 | 714-940-2000

Series Facts (1961-2022)

All-Time Record vs. Los Angeles	357-315-1 (198-141-1 home, 159-174 road)
All-Time Record at Angel Stadium	143-145
All-Time Record at Fenway Park	198-141-1
Longest Red Sox Winning Streak	10 (7/19/1993-7/4/1994)
Longest Angels Winning Streak	9 (2x, last: 5/4/2011-6/8/2013)
Most consecutive series won by Red Sox	5 (9/5/2009-4/24/2011)
Most consecutive series won by Angels	4 (8/25/1961-6/28/1962)

Series Highs

(Most Recent Occurrence)

Red Sox (in Boston)

Runs	17 (2x, last: 5/3/2010)
Hits	20 (5/3/2010)

Red Sox (in Los Angeles)

Runs	16 (7/21/1984)
Hits	20 (7/21/1984)

Angels (in Boston)

Runs	21 (7/2/2016)
Hits	26 (6/20/1980)

Angels (in Los Angeles)

Runs	13 (3x, last: 8/18/2005)
Hits	19 (9/22/1965)



LOS ANGELES DODGERS

Dodger Stadium
1000 Vin Scully Avenue, Los Angeles, CA 90012 | 323-224-1301

Series Facts (1997-2022)

All-Time Record vs. Los Angeles	9-9 (6-3 home, 3-6 road)
All-Time Record at Dodger Stadium	3-6
All-Time Record at Fenway Park	6-3
Longest Red Sox Winning Streak	4 (6/13/2004-6/20/2010)
Longest Dodgers Winning Streak	3 (6/21-23/2002)
Most consecutive series won by Red Sox	3 (6/11/2004-8/25/2013)
Most consecutive series won by Dodgers	2 (8/5/2016-present)

Series Highs

(Most Recent Occurrence)

Red Sox (in Boston)

Runs	10 (6/18/2010)
Hits	13 (6/18/2010)

Red Sox (in Los Angeles)

Runs	9 (8/5/2016)
Hits	12 (8/25/2013)

Dodgers (in Boston)

Runs	14 (6/12/2004)
Hits	15 (6/12/2004)

Dodgers (in Los Angeles)

Runs	9 (6/23/2002)
Hits	13 (6/23/2002)



MIAMI MARLINS

Marlins Park
501 Marlins Way, Miami, FL 33125 | 305-480-1300

Series Facts (1997-2022)

All-Time Record vs. Miami	31-13 (19-6 home, 12-7 road)
All-Time Record at Marlins Park	6-4
All-Time Record at Fenway Park	19-6
Longest Red Sox Winning Streak	7 (6/12/2012-7/8/2015)
Longest Marlins Winning Streak	2 (2x, last: 8/11-12/2015)
Most consecutive series won by Red Sox	10 (6/26/1998-7/8/2015)
Most consecutive series won by Marlins	1 (2x, last: 8/11-12/2015)

Series Highs

(Most Recent Occurrence)

Red Sox (in Boston)

Runs	25 (6/27/2003)
Hits	28 (6/27/2003)

Red Sox (in Miami)

Runs	11 (7/1/2006)
Hits	14 (2x, last: 6/13/2012)

Marlins (in Boston)

Runs	10 (2x, last: 6/28/2003)
Hits	16 (7/19/1999)

Marlins (in Miami)

Runs	14 (8/12/2015)
Hits	17 (8/12/2015)



MILWAUKEE BREWERS

American Family Field
One Brewers Way, Milwaukee, WI 53214 | 414-902-4500

Series Facts (1969-2022)

All-Time Record vs. Milwaukee	220-192 (119-90 home, 101-102 road)
All-Time Record at American Family Field	3-3
All-Time Record at Fenway Park	119-90
Longest Red Sox Winning Streak	6 (6/7/2003-6/17/2011)
Longest Brewers Winning Streak	5 (4/4/2014-5/10/2017)
Most consecutive series won by Red Sox	5 (9/5/1997-6/19/2011)
Most consecutive series won by Brewers	3 (4/4/2014-present)

Series Highs

(Most Recent Occurrence)

Red Sox (in Boston)

Runs	12 (6/19/2011)
Hits	15 (5/18/2008)

Red Sox (in Milwaukee)

Runs	11 (2x, last: 6/7/2003)
Hits	14 (6/7/2003)

Brewers (in Boston)

Runs	9 (7/30/2022)
Hits	19 (4/5/2014)

Brewers (in Milwaukee)

Runs	13 (6/4/1997)
Hits	16 (6/4/1997)



MINNESOTA TWINS

Target Field
1 Twins Way, Minneapolis, MN 55403 | 612-659-3400

Series Facts (1961-2022)

All-Time Record vs. Minnesota	324-320 (187-137 home, 137-183 road)
All-Time Record at Target Field	21-16
All-Time Record at Fenway Park	187-137
Longest Red Sox Winning Streak	10 (8/27/1977-7/17/1978)
Longest Twins Winning Streak	17 (6/2/1965-5/7/1966)
Most consecutive series won by Red Sox	6 (5/30/1975-6/14/1976)
Most consecutive series won by Twins	6 (5/25-9/12/1965)

Series Highs

(Most Recent Occurrence)

Red Sox (in Boston)

Runs	18 (7/9/2008)
Hits	23 (7/9/2008)

Red Sox (in Minnesota)

Runs	17 (5/7/2017)
Hits	18 (3x, last: 4/24/2012)

Twins (in Boston)

Runs	17 (5/25/1965)
Hits	24 (5/25/1977)

Twins (in Minnesota)

Runs	21 (5/20/1994)
Hits	22 (5/20/1994)



NEW YORK METS

Citi Field
41 Seaver Way, Flushing, NY 11368 | 718-565-4330

Series Facts (1997-2022)

All-Time Record vs. New York.....	21-14 (11-8 home, 10-6 road)
All-Time Record at Citi Field.....	6-1
All-Time Record at Fenway Park.....	11-8
Longest Red Sox Winning Streak.....	6 (7/29/2020-present)
Longest Mets Winning Streak.....	2 (5x, last: 7/27-28/2020)
Most consecutive series won by Red Sox.....	3 (7/29/2020-present)
Most consecutive series won by Mets.....	2 (6/5/1998-6/13/1999)

Series Highs

(Most Recent Occurrence)

Red Sox (in Boston)

Runs... 12 (2x, last: 9/22/2021)
Hits 16 (5/24/2009)

Red Sox (in New York)

Runs 10 (6/15/1997)
Hits 13 (6/15/1997)

Mets (in Boston)

Runs 9 (6/5/1998)
Hits 12 (7/14/2000)

Mets (in New York)

Runs..... 5 (4x, last: 7/29/2020)
Hits 12 (7/14/2000)



NEW YORK YANKEES

Yankee Stadium
One East 161st Street, Bronx, NY 10451 | 718-579-4460

Series Facts (1903-2022)

All-Time Record vs. New York.....	1,013-1,234-14 (559-566-7 home, 454-668-7 road)
All-Time Record at Yankee Stadium.....	51-78
All-Time Record at Fenway Park.....	509-505-4
Longest Red Sox Winning Streak.....	17 (10/3/1911-7/1/1912)
Longest Yankees Winning Streak.....	12 (3x, last: 9/7/2019-9/10/2020)
Most consecutive series won by Red Sox.....	7 (10/3/1911-9/26/1912)
Most consecutive series won by Yankees.....	21 (9/28/1930-6/6/1933)

Series Highs

(Most Recent Occurrence)

Red Sox (in Boston)

Runs 19 (7/25/2019)
Hits 23 (7/25/2019)

Red Sox (in New York)

Runs 17 (5/28/2005)
Hits 27 (5/28/2005)

Yankees (in Boston)

Runs 24 (9/28/1923)
Hits 30 (9/28/1923)

Yankees (in New York)

Runs 19 (8/13/1940)
Hits 22 (5/22/1928)



OAKLAND ATHLETICS

Oakland Coliseum
7000 Coliseum Way, Oakland, CA 94621 | 510-562-4900

Series Facts (1968-2022)

All-Time Record vs. Oakland.....	308-251 (179-99 home, 128-151 road, 1-1 neutral)
All-Time Record at Oakland Coliseum.....	128-151
All-Time Record at Fenway Park.....	179-99
Longest Red Sox Winning Streak.....	11 (7/10/1993-4/28/1994)
Longest Athletics Winning Streak.....	8 (5/1-9/2/2015)
Most consecutive series won by Red Sox.....	7 (4/14/1997-8/27/1998)
Most consecutive series won by Athletics.....	4 (2x, last: 7/2/1987-5/29/1988)

Series Highs

(Most Recent Occurrence)

Red Sox (in Boston)

Runs... 16 (2x, last: 5/20/1996)
Hits 21 (5/20/1996)

Red Sox (in Oakland)

Runs 16 (9/2/2016)
Hits 19 (2x, last: 5/8/2002)

Athletics (in Boston)

Runs 21 (6/14/1969)
Hits 25 (6/14/1969)

Athletics (in Oakland)

Runs 20 (8/31/2012)
Hits 19 (2x, last: 8/31/2012)



PHILADELPHIA PHILLIES

Citizens Bank Park
One Citizens Bank Way, Philadelphia, PA 19148 | 215-463-6000

Series Facts (1997-2022)

All-Time Record vs. Philadelphia.....	48-33 (22-14 home, 26-19 road)
All-Time Record at Citizens Bank Park.....	24-13
All-Time Record at Fenway Park.....	22-14
Longest Red Sox Winning Streak.....	7 (4/9/2015-6/14/2017)
Longest Phillies Winning Streak.....	5 (7/16/1999-6/4/2000)
Most consecutive series won by Red Sox.....	8 (6/25/2004-6/13/2010)
Most consecutive series won by Phillies.....	3 (6/22/1998-6/4/2000)

Series Highs

(Most Recent Occurrence)

Red Sox (in Boston)

Runs... 12 (4x, last: 6/11/2010)
Hits 17 (6/11/2010)

Red Sox (in Philadelphia)

Runs 13 (9/1/2003)
Hits 15 (2x, last: 6/26/2005)

Phillies (in Boston)

Runs 13 (8/18/2000)
Hits 18 (7/17/1999)

Phillies (in Philadelphia)

Runs... 11 (2x, last: 6/14/2009)
Hits 15 (5/19/2012)



PITTSBURGH PIRATES

PNC Park at North Shore
115 Federal St., Pittsburgh, PA 15212 | 412-323-5000

Series Facts (2003-2022)

All-Time Record vs. Pittsburgh	10-8 (5-1 home, 5-7 road)
All-Time Record at PNC Park	5-7
All-Time Record at Fenway Park	5-1
Longest Red Sox Winning Streak	5 (4/3/2017-8/17/2022)
Longest Pirates Winning Streak	3 (9/16-18/2014)
Most consecutive series won by Red Sox	2 (2x, last: 4/3/2017-8/18/2022)
Most consecutive series won by Pirates	2 (6/24/2011-9/18/2014)

Series Highs

(Most Recent Occurrence)

Red Sox (in Boston)

Runs	8 (6/19/2005)
Hits	11 (6/17/2005)

Red Sox (in Pittsburgh)

Runs	11 (6/4/2003-G1)
Hits	16 (6/4/2003-G1)

Pirates (in Boston)

Runs	5 (6/17/2005)
Hits	10 (6/18/2005)

Pirates (in Pittsburgh)

Runs	9 (9/17/2014)
Hits	15 (9/17/2014)



SAN DIEGO PADRES

Petco Park
100 Park Boulevard, San Diego, CA 92101 | 619-795-5000

Series Facts (2002-2022)

All-Time Record vs. San Diego	14-7 (6-3 home, 8-4 road)
All-Time Record at Petco Park	6-3
All-Time Record at Fenway Park	6-3
Longest Red Sox Winning Streak	4 (9/6/2016-8/24/2019)
Longest Padres Winning Streak	2 (6/21-22/2011)
Most consecutive series won by Red Sox	3 (2x, last: 9/5/2016-8/25/2019)
Most consecutive series won by Padres	1 (6/20-22/2011)

Series Highs

(Most Recent Occurrence)

Red Sox (in Boston)

Runs	14 (6/20/2011)
Hits	18 (7/4/2013)

Red Sox (in San Diego)

Runs	11 (8/23/2019)
Hits	14 (8/23/2019)

Padres (in Boston)

Runs	8 (6/8/2004)
Hits	13 (6/20/2011)

Padres (in San Diego)

Runs	6 (6/23/2007)
Hits	11 (6/23/2007)



SAN FRANCISCO GIANTS

Oracle Park
24 Willie Mays Plaza, San Francisco, CA 94107 | 415-972-2000

Series Facts (2004-2022)

All-Time Record vs. San Francisco	12-7 (6-2 home, 6-5 road)
All-Time Record at Oracle Park	6-5
All-Time Record at Fenway Park	6-2
Longest Red Sox Winning Streak	3 (2x, last: 6/26/2010-8/19/2013)
Longest Giants Winning Streak	2 (2x, last: 9/17-18/2019)
Most consecutive series won by Red Sox	3 (6/15/2007-8/21/2013)
Most consecutive series won by Giants	1 (2x, last: 9/17-19/2019)

Series Highs

(Most Recent Occurrence)

Red Sox (in Boston)

Runs	11 (7/20/2016)
Hits	16 (7/20/2016)

Red Sox (in San Francisco)

Runs	14 (6/18/2004)
Hits	14 (6/18/2004)

Giants (in Boston)

Runs	11 (9/18/2019)
Hits	15 (2x, last: 9/18/2019)

Giants (in San Francisco)

Runs	9 (6/18/2004)
Hits	12 (6/25/2010)



SEATTLE MARINERS

T-Mobile Park
1250 First Avenue South, Seattle, WA 98134 | 206-346-4000

Series Facts (1977-2022)

All-Time Record vs. Seattle	256-187 (136-80 home, 120-107 road)
All-Time Record at T-Mobile Park	47-54
All-Time Record at Fenway Park	136-80
Longest Red Sox Winning Streak	15 (5/4/1977-6/17/1978)
Longest Mariners Winning Streak	5 (7/22-8/27/2006)
Most consecutive series won by Red Sox	6 (5/3/1977-6/18/1978)
Most consecutive series won by Mariners	5 (5/29/1992-5/4/1993)

Series Highs

(Most Recent Occurrence)

Red Sox (in Boston)

Runs	22 (8/15/2005)
Hits	26 (8/15/2015)

Red Sox (in Seattle)

Runs	14 (7/21/1983)
Hits	18 (2x, last: 9/11/1991)

Mariners (in Boston)

Runs...13 (2x, last: 5/21/1996)	
Hits	24 (9/3/1981)

Mariners (in Seattle)

Runs...15 (2x, last: 5/24/1995)	
Hits18 (2x, last: 7/20/2004)	



ST. LOUIS CARDINALS

Busch Stadium
700 Clark St., St. Louis, MO 63102 | 314-345-9600

Series Facts (1997-2022)

All-Time Record vs. St. Louis	10-9 (6-5 home, 4-4 road)
All-Time Record at Busch Stadium	4-4
All-Time Record at Fenway Park	6-5
Longest Red Sox Winning Streak	2 (5/16/2017-6/17/2022)
Longest Cardinals Winning Streak	3 (6/12/2003-6/7/2005)
Most consecutive series won by Red Sox	2 (5/16-8/16/2017)
Most consecutive series won by Cardinals	4 (6/10/2003-8/7/2014)

Series Highs

(Most Recent Occurrence)

Red Sox (in Boston)

Runs	13 (6/11/2003)
Hits	19 (6/11/2003)

Red Sox (in St. Louis)

Runs	6 (5/16/2017)
Hits	11 (5/17/2017)

Cardinals (in Boston)

Runs	11 (6/18/2022)
Hits	16 (6/22/2008)

Cardinals (in St. Louis)

Runs	9 (6/7/2005)
Hits	12 (5/17/2017)



TAMPA BAY RAYS

Tropicana Field
One Tropicana Drive, St. Petersburg, FL 33705 | 727-825-3242

Series Facts (1998-2022)

All-Time Record vs. Tampa Bay	239-201 (129-88 home, 110-113 road)
All-Time Record at Tropicana Field	110-113
All-Time Record at Fenway Park	129-88
Longest Red Sox Winning Streak	11 (4/6-6/26/2001)
Longest Rays Winning Streak	6 (4x, last: 7/5-14/2022)
Most consecutive series won by Red Sox	7 (4/28/2004-4/17/2005)
Most consecutive series won by Rays	5 (9/17/2008-5/3/2009)

Series Highs

(Most Recent Occurrence)

Red Sox (in Boston)

Runs	22 (7/23/2002)
Hits	21 (7/5/2007)

Red Sox (in Tampa Bay)

Runs	15 (9/20/2005)
Hits	21 (2x, last: 9/15/2017)

Rays (in Boston)

Runs	17 (8/13/2020)
Hits	21 (7/24/2003)

Rays (in Tampa Bay)

Runs	13 (3x, last: 6/27/16)
Hits	19 (4/1/2003)



TEXAS RANGERS

Globe Life Field
734 Stadium Drive, Arlington, TX 76011 | 817-273-5203

Series Facts (1972-2022)

All-Time Record vs. Texas	254-231 (150-94 home, 104-141 road)
All-Time Record at Globe Life Field	3-4
All-Time Record at Fenway Park	150-94
Longest Red Sox Winning Streak	9 (7/2/2007-9/5/2008)
Longest Rangers Winning Streak	9 (2x, last: 4/28/1978-5/30/1979)
Most consecutive series won by Red Sox	6 (7/9/2004-4/5/2006)
Most consecutive series won by Rangers	5 (2x, last: 8/24/1993-7/16/1995)

Series Highs

(Most Recent Occurrence)

Red Sox (in Boston)

Runs	19 (8/12/2008)
Hits	21 (2x, last: 7/4/2016)

Red Sox (in Texas)

Runs	17 (8/5/1997)
Hits	24 (8/5/1997)

Rangers (in Boston)

Runs	18 (4/17/2012)
Hits	22 (6/11/2006)

Rangers (in Texas)

Runs	19 (8/1/2002)
Hits	20 (8/1/2002)



TORONTO BLUE JAYS

Rogers Centre
1 Blue Jays Way, Toronto, ON M5V 1J1 | 647-283-8795

Series Facts (1977-2022)

All-Time Record vs. Toronto	382-320 (188-166 home, 194-154 road)
All-Time Record at Rogers Centre	145-119
All-Time Record at Fenway Park	188-166
Longest Red Sox Winning Streak	11 (4/16-7/11/2002)
Longest Blue Jays Winning Streak	9 (7/22/2022-present)
Most consecutive series won by Red Sox	6 (2x, last: 4/24-9/13/2018)
Most consecutive series won by Blue Jays	7 (2x, last: 8/6/2021-present)

Series Highs

(Most Recent Occurrence)

Red Sox (in Boston)

Runs	18 (9/13/2011)
Hits	22 (10/4/1980)

Red Sox (in Toronto)

Runs	16 (2x, last: 6/11/2011)
Hits	21 (2x, last: 7/2/2017)

Blue Jays (in Boston)

Runs	28 (7/22/2022)
Hits	29 (7/22/2022)

Blue Jays (in Toronto)

Runs	13 (2x, last: 9/24/2006)
Hits	21 (10/1/2022)



WASHINGTON NATIONALS

Nationals Park
1500 South Capitol Street, SE, Washington, DC 20003 | 202-640-7000

Series Facts (2006-2022)

All-Time Record vs. Washington	15-6 (7-5 home, 8-1 road)
All-Time Record at Nationals Park	8-1
All-Time Record at Fenway Park	7-5
Longest Red Sox Winning Streak	5 (2x, last: 8/29/2020-present)
Longest Nationals Winning Streak	4 (6/25/2009-6/10/2012)
Most consecutive series won by Red Sox	4 (4/13/2015-present)
Most consecutive series won by Nationals	1 (3x, last: 6/8-10/2012)

Series Highs

(Most Recent Occurrence)

Red Sox (in Boston)

Runs	11 (6/20/2006)
Hits	17 (6/20/2006)

Red Sox (in Washington)

Runs	17 (6/23/2009)
Hits	11 (2x, last: 7/3/2018)

Nationals (in Boston)

Runs	10 (2x, last: 8/28/2020)
Hits	16 (8/28/2020)

Nationals (in Washington)

Runs	9 (6/25/2009)
Hits	12 (7/3/2018)

ACTIVE OPPONENT LEADERS VS. RED SOX (REGULAR SEASON)

RK.	PLAYER	AVG*	RK.	PLAYER	HR	RK.	PLAYER	RBI
1.	Whit Merrifield	.402	1.	Evan Longoria	31	1.	Robinson Canó	117
2.	Luke Voit	.351	2.	Nelson Cruz	26	2.	Evan Longoria	107
3.	Freddie Freeman	.349	3.	Robinson Canó	25	3.	Nelson Cruz	75
4.	Rowdy Tellez	.340	4.	Teoscar Hernández	22	4.	Teoscar Hernández	64
5.	Jose Altuve	.335	5.	Aaron Judge	21	5.	Josh Donaldson	61

*Minimum 100 PA

RK.	PLAYER	ERA*	RK.	PLAYER	W	RK.	PLAYER	SO
1.	David Robertson	1.73	1.	David Price	11	1.	David Price	139
2.	Blake Snell	2.59	2.	Alex Cobb	9	2.	Chris Archer	132
3.	Zack Britton	2.78	T3.	4 pitchers tied	7	3.	Kevin Gausman	129
4.	Justin Verlander	2.87				4.	Gerrit Cole	110
5.	David Price	3.08				5.	Justin Verlander	105

*Minimum 50.0 IP

ALL-TIME OPPONENT HOME RUN LEADERS AT FENWAY PARK (REG. SEASON)

PLAYER	HR	YEARS
Babe Ruth (L)	38	1920-1934
Mickey Mantle (S)	38	1951-1968
Harmon Killebrew	37	1954-1975
Al Kaline	30	1953-1974
Joe DiMaggio	29	1936-1951
Alex Rodriguez	29	1994-2016
Gus Zernial	28	1949-1959
Lou Gehrig (L)	27	1923-1939
Joe Gordon	27	1938-1943/1946-1950

ACTIVE OPPONENT HR LEADERS AT FENWAY PARK (REG. SEASON)

PLAYER	HR
Evan Longoria	17
Robinson Canó (L)	15
Nelson Cruz	14
Teoscar Hernández	13
Gary Sánchez	9
Manny Machado	8
7 players tied	7

ALL-TIME OPPONENT BATTING LEADERS AT FENWAY PARK

Batting Leaders

AVG (min. 100 AB)	.415	Tommy Harper
OBP (min. 100 PA)	.484	Tommy Harper
SLG (min. 100 AB)	.724	Frank Robinson
OPS (min. 100 PA)	1.188	Frank Robinson
Hits	218	Al Kaline
Runs	140	Lou Gehrig
Walks	126	Eddie Yost
Stolen bases	47	Rickey Henderson
Doubles	49	Al Kaline
Triples	17	Ty Cobb
HR	38	B. Ruth, M. Mantle
RBI	152	Lou Gehrig

ALL-TIME OPPONENT PITCHING LEADERS AT FENWAY PARK

Pitching Leaders

Wins	19	Hooks Dauss
Strikeouts	186	Bob Feller
ERA (min. 100.0 IP)	1.72	Lefty Grove
Saves	36	Mariano Rivera

Year-by-Year Results vs. American League

YEAR	BAL	CWS	CLE	DET	HOU	KC	LAA	MIL	MIN	NYN	OAK	SEA	TB	TEX	TOR
2022	10-9	2-4	5-2	5-1	4-2	3-4	4-3	-	3-4	6-13	5-1	6-1	7-12	6-1	3-16
2021	13-6	3-4	4-2	3-3	2-5	5-2	3-3	-	5-2	10-9	3-3	4-3	8-11	3-4	10-9
2020	5-5	-	-	-	-	-	-	-	-	1-9	-	-	3-7	-	5-5
2019	12-7	5-2	3-3	5-2	2-4	5-1	4-3	-	3-3	5-14	4-3	4-3	7-12	4-3	11-8
2018	16-3	3-4	3-4	4-2	3-4	5-1	6-0	-	4-3	10-9	2-4	4-3	11-8	6-1	15-4
2017	9-10	6-1	4-3	3-4	3-4	2-4	2-4	-	5-2	8-11	3-4	3-3	11-8	5-1	13-6
2016	11-8	3-4	4-2	2-5	5-2	2-4	4-3	-	4-3	11-8	5-1	4-3	12-7	3-3	9-10
2015	8-11	3-4	2-4	4-2	2-4	4-3	2-5	-	2-5	8-11	5-1	4-3	9-10	2-5	10-9
2014	8-11	4-3	2-5	1-5	4-3	6-1	2-5	-	4-2	7-12	3-4	1-5	9-10	4-2	7-12
2013	8-11	4-2	6-1	3-4	6-1	2-5	3-3	-	4-3	13-6	3-3	6-1	12-7	2-4	11-8
2012	5-13	6-2	5-3	5-5	-	4-3	0-6	-	4-3	5-13	1-8	5-4	9-9	2-6	7-11
2011	10-8	2-4	4-6	5-1	-	5-3	6-2	-	5-2	12-6	6-2	5-4	6-12	4-6	10-8
2010	9-9	1-6	4-4	3-3	-	4-3	9-1	-	3-2	9-9	4-5	7-3	7-11	4-6	12-6
2009	16-2	4-4	7-2	6-1	-	5-3	4-5	-	4-2	9-9	5-5	2-4	9-9	2-7	11-7
2008	12-6	4-3	5-1	5-2	-	6-1	1-8	-	4-3	9-9	6-4	6-3	8-10	9-1	9-9
2007	12-6	7-1	5-2	3-4	-	3-3	6-4	-	4-3	8-10	4-4	4-5	13-5	6-4	9-9
2006	15-3	4-2	3-4	3-3	-	4-5	3-3	-	1-5	8-11	3-7	4-6	10-9	5-4	7-12
2005	10-8	4-3	4-2	6-4	-	4-2	6-4	-	4-2	9-10	6-4	3-3	13-6	7-2	7-11
2004	9-10	4-2	3-4	6-1	-	4-2	5-4	-	2-4	11-8	8-1	5-4	14-5	4-5	14-5
2003	10-9	5-4	4-2	8-1	-	5-1	6-3	-	2-4	9-10	3-4	5-2	12-7	5-4	10-9
2002	13-6	2-4	5-4	5-5	-	4-2	4-3	-	3-3	9-10	6-3	4-5	16-3	4-3	13-6
2001	10-9	3-3	3-6	4-5	-	3-3	3-4	-	3-3	5-13	4-5	3-6	14-5	5-2	12-7
2000	7-5	7-5	6-6	7-5	-	4-6	4-5	-	8-2	6-7	5-5	5-5	6-6	7-3	4-8
1999	7-5	7-5	8-4	7-5	-	8-2	9-1	-	6-4	8-4	4-6	7-3	4-9	4-5	12-9
1998	6-6	7-5	8-3	5-5	-	8-3	5-6	-	5-6	5-7	9-2	7-4	9-3	6-5	5-7
1997	7-5	3-8	6-5	5-7	-	3-8	5-6	8-3	8-3	4-8	7-4	7-4	-	3-8	6-6
1996	6-7	6-6	1-11	12-1	-	3-9	8-4	7-5	6-6	7-6	8-5	7-6	-	6-6	8-5
1995	9-4	5-3	6-7	8-5	-	3-2	11-3	8-4	5-4	5-8	8-4	7-5	-	3-4	8-5
1994	2-4	2-4	3-7	4-2	-	4-2	7-5	5-5	1-8	3-7	9-3	6-6	-	1-5	7-3
1993	7-6	7-5	5-8	6-7	-	5-7	7-5	5-8	7-5	6-7	9-3	7-5	-	6-6	3-10
1992	5-8	6-6	6-7	4-9	-	7-5	8-4	5-8	3-9	7-6	5-7	6-6	-	4-8	7-6
1991	5-8	7-5	9-4	5-8	-	7-5	4-8	7-6	3-9	6-7	8-4	9-3	-	5-7	9-4
1990	9-4	6-6	9-4	8-5	-	4-8	7-5	5-8	4-8	9-4	4-8	8-4	-	5-7	10-3
1989	7-6	7-5	8-5	11-2	-	4-8	4-8	6-7	6-6	7-6	7-5	5-7	-	6-6	5-8
1988	9-4	7-5	8-5	6-7	-	6-6	8-4	10-3	7-5	9-4	3-9	6-6	-	8-4	2-11
1987	12-1	3-9	7-6	2-11	-	6-6	4-8	6-7	7-5	7-6	4-8	7-5	-	7-5	6-7
1986	9-4	7-5	10-3	7-6	-	6-6	5-7	6-6	10-2	5-8	7-5	8-4	-	8-4	7-6
1985	8-5	4-8	8-5	6-7	-	5-7	5-7	5-8	7-5	5-8	8-4	6-6	-	5-7	9-4
1984	7-6	7-5	10-3	7-6	-	3-9	9-3	9-4	6-6	7-6	7-5	4-8	-	5-7	5-8
1983	5-8	6-6	7-6	4-9	-	5-7	6-6	4-9	5-7	7-6	8-4	7-5	-	7-5	7-6
1982	9-4	4-8	6-7	8-5	-	6-6	7-5	4-9	6-6	7-6	8-4	7-5	-	10-2	7-6
1981	2-2	5-4	7-6	6-1	-	3-3	2-4	6-7	2-5	3-3	7-5	9-3	-	3-6	4-0
1980	5-8	6-4	7-6	8-5	-	5-7	9-3	6-7	6-6	3-10	9-3	7-5	-	5-7	7-6
1979	5-8	5-6	6-7	8-5	-	8-4	5-7	8-4	9-3	5-8	9-3	8-4	-	6-6	9-4
1978	8-7	7-3	7-8	12-3	-	4-6	9-2	10-5	9-2	7-9	5-5	7-3	-	3-7	11-4
1977	8-6	3-7	8-7	9-6	-	5-5	7-3	9-6	4-6	8-7	8-3	10-1	-	6-4	12-3
1976	11-7	6-6	9-9	14-4	-	3-9	7-5	12-6	7-5	7-11	4-8	-	-	3-9	-
1975	9-9	8-4	7-11	13-5	-	7-5	6-6	10-8	10-2	11-5	6-6	-	-	8-4	-
1974	8-10	8-4	9-9	11-7	-	4-8	4-8	10-8	6-6	11-7	8-4	-	-	5-7	-
1973	11-7	6-6	9-9	3-15	-	8-4	7-5	12-6	6-6	14-4	4-8	-	-	9-3	-
1972	11-7	6-6	8-7	5-9	-	6-6	8-4	11-7	4-8	9-9	9-3	-	-	8-4	-
1971	9-9	10-2	11-7	12-6	-	1-11	6-6	6-6	8-4	7-11	3-9	-	-	-	-
1970	5-13	8-4	12-6	9-9	-	7-5	5-7	5-7	7-5	10-8	7-5	-	-	-	-
1969	8-10	5-7	12-6	10-8	-	10-2	8-4	-	7-5	11-7	4-8	-	-	-	-
1968	9-9	14-4	10-8	6-12	-	-	9-9	-	9-9	10-8	8-10	-	-	-	-
1967	8-10	8-10	13-5	11-7	-	-	10-8	-	7-11	12-6	-	-	-	-	-
1966	6-12	11-7	7-11	8-10	-	-	9-9	-	6-12	8-10	-	-	-	-	-
1965	7-11	4-14	8-10	6-12	-	-	5-13	-	1-17	9-9	-	-	-	-	-
1964	7-11	4-14	9-9	5-13	-	-	9-9	-	5-13	9-9	-	-	-	-	-
1963	11-7	8-10	10-8	9-9	-	-	9-8	-	7-11	6-12	-	-	-	-	-
1962	10-8	8-10	7-11	11-6	-	-	6-12	-	10-8	6-12	-	-	-	-	-
1961	7-11	9-9	5-13	8-10	-	-	11-7	-	11-7	5-13	-	-	-	-	-
1960	6-16	5-17	9-13	14-8	-	-	-	-	-	7-15	-	-	-	-	-
1959	14-8	8-14	8-14	11-11	-	-	-	-	-	13-9	-	-	-	-	-
1958	12-10	10-12	12-10	10-12	-	-	-	-	-	9-13	-	-	-	-	-
1957	14-8	8-14	12-10	10-12	-	-	-	-	-	8-14	-	-	-	-	-
1956	16-6	14-8	13-9	12-10	-	-	-	-	-	8-14	-	-	-	-	-
1955	14-8	9-13	11-11	13-9	-	-	-	-	-	8-14	-	-	-	-	-
1954	11-11	5-17	2-20	2-14	-	-	-	-	-	9-13	-	-	-	-	-
1953	-	6-16	13-9	13-9	-	-	-	-	-	10-11	-	-	-	-	-
1952	-	12-10	9-13	16-6	-	-	-	-	-	8-14	-	-	-	-	-
1951	-	11-11	8-14	12-10	-	-	-	-	-	11-11	-	-	-	-	-
1950	-	15-7	10-12	10-12	-	-	-	-	-	9-13	-	-	-	-	-

2023 Opponents

Year-by-Year Results vs. American League, Continued

YEAR	BAL	CWS	CLE	DET	HOU	KC	LAA	MIL	MIN	NYG	OAK	SEA	TB	TEX	TOR
1949	-	17-5	8-14	15-7-1	-	-	-	-	-	9-13	-	-	-	-	-
1948	-	14-8	11-12	15-7	-	-	-	-	-	14-8	-	-	-	-	-
1947	-	16-6-1	9-13	12-10-1	-	-	-	-	-	9-13	-	-	-	-	-
1946	-	13-9	15-7	15-7-1	-	-	-	-	-	14-8	-	-	-	-	-
1945	-	9-13	11-11	12-10-1	-	-	-	-	-	6-16	-	-	-	-	-
1944	-	17-5	8-14	10-12-2	-	-	-	-	-	11-11	-	-	-	-	-
1943	-	8-14	12-10	11-11-1	-	-	-	-	-	5-17-1	-	-	-	-	-
1942	-	13-8	14-8	15-7	-	-	-	-	-	12-10	-	-	-	-	-
1941	-	16-6	9-13	11-11	-	-	-	-	-	9-13-1	-	-	-	-	-
1940	-	11-11	8-14	11-11	-	-	-	-	-	9-13	-	-	-	-	-
1939	-	8-14	11-11	10-12	-	-	-	-	-	11-8-1	-	-	-	-	-
1938	-	12-6	12-10	10-12	-	-	-	-	-	11-11-1	-	-	-	-	-
1937	-	10-12	11-11	12-10-1	-	-	-	-	-	7-15	-	-	-	-	-
1936	-	12-10	9-13	13-9	-	-	-	-	-	7-15-1	-	-	-	-	-
1935	-	13-9	9-13	9-13	-	-	-	-	-	9-12	-	-	-	-	-
1934	-	11-10	9-13	8-14	-	-	-	-	-	10-12	-	-	-	-	-
1933	-	11-7	9-13-1	11-11	-	-	-	-	-	8-14	-	-	-	-	-
1932	-	12-10	7-15	6-16	-	-	-	-	-	5-17	-	-	-	-	-
1931	-	12-10-1	6-16	12-10	-	-	-	-	-	6-16	-	-	-	-	-
1930	-	13-9	7-15	8-14	-	-	-	-	-	6-16	-	-	-	-	-
1929	-	11-11	9-13	8-14	-	-	-	-	-	5-17	-	-	-	-	-
1928	-	10-12	9-13	7-15	-	-	-	-	-	6-16	-	-	-	-	-
1927	-	11-11	15-7	5-17	-	-	-	-	-	4-18	-	-	-	-	-
1926	-	6-16	6-16	7-15	-	-	-	-	-	5-17	-	-	-	-	-
1925	-	9-13	7-15	5-17	-	-	-	-	-	9-13	-	-	-	-	-
1924	-	10-12	14-8	6-16	-	-	-	-	-	5-17-1	-	-	-	-	-
1923	-	9-13	10-12	10-12-1	-	-	-	-	-	8-14	-	-	-	-	-
1922	-	10-12	6-16	5-17	-	-	-	-	-	13-9	-	-	-	-	-
1921	-	15-7	8-14	15-7	-	-	-	-	-	7-15	-	-	-	-	-
1920	-	12-10	6-16	13-9	-	-	-	-	-	9-13	-	-	-	-	-
1919	-	9-11	4-15	9-11	-	-	-	-	-	10-9	-	-	-	-	-
1918	-	12-7	10-10	13-5	-	-	-	-	-	6-11	-	-	-	-	-
1917	-	10-12-1	10-12	9-12	-	-	-	-	-	13-9-1	-	-	-	-	-
1916	-	14-8	15-7	14-8	-	-	-	-	-	11-11	-	-	-	-	-
1915	-	12-10	16-4	14-8	-	-	-	-	-	10-12	-	-	-	-	-
1914	-	13-9	16-6	15-7-1	-	-	-	-	-	11-11	-	-	-	-	-
1913	-	10-11	8-13	13-9	-	-	-	-	-	14-6-1	-	-	-	-	-
1912	-	16-6-1	11-11-11	5-6	-	-	-	-	-	19-2	-	-	-	-	-
1911	-	11-11	11-11	10-12	-	-	-	-	-	12-10	-	-	-	-	-
1910	-	10-12	14-8-3	12-10	-	-	-	-	-	9-13-1	-	-	-	-	-
1909	-	13-9-1	14-8	9-13	-	-	-	-	-	13-9	-	-	-	-	-
1908	-	6-16-1	10-12	11-11	-	-	-	-	-	12-10	-	-	-	-	-
1907	-	10-11-3	8-13	6-16	-	-	-	-	-	8-12-1	-	-	-	-	-
1906	-	4-18	8-14	10-12	-	-	-	-	-	5-17-1	-	-	-	-	-
1905	-	6-16-1	14-8	10-12	-	-	-	-	-	13-8	-	-	-	-	-
1904	-	13-9	9-13	16-6	-	-	-	-	-	12-10-2	-	-	-	-	-
1903	-	14-6	12-8	10-9-1	-	-	-	-	-	13-7	-	-	-	-	-
1902	-	12-8	6-14	11-7-1	-	-	-	-	-	-	-	-	-	-	-
1901	-	12-8	12-6	9-11-1	-	-	-	-	-	-	-	-	-	-	-
Totals	619-519	995-953-11	996-1050-8	1053-981-13	31-29	253-243	357-315-1	205-177	324-320	1013-1234-14	308-251	256-187	239-201	254-235	382-320

Year-by-Year Results in Interleague Play

YEAR	ARI	ATL	CHC	CIN	COL	HOU	LAD	MIA	MIL	NYM	PHI	PIT	SDP	SFG	STL	WSH	Total
2022	-	1-3	1-2	2-2	-	-	-	-	1-2	-	-	2-1	-	-	2-1	-	9-11
2021	-	3-1	-	-	-	-	-	3-0	-	4-0	3-3	-	-	-	-	3-0	16-4
2020	-	2-4	-	-	-	-	-	2-1	-	2-2	2-2	-	-	-	-	2-1	10-10
2019	1-2	-	-	-	3-1	-	1-2	-	-	-	2-2	-	2-1	1-2	-	-	10-10
2018	-	5-1	-	-	-	-	-	4-0	-	2-1	2-2	-	-	-	-	3-0	16-4
2017	-	-	2-1	3-0	-	-	-	-	1-2	-	3-1	3-0	-	-	4-0	-	16-4
2016	3-0	3-1	-	-	2-1	-	1-2	-	-	-	-	2-1	3-1	-	-	-	14-6
2015	-	2-2	-	-	-	-	-	2-2	-	2-1	5-1	-	-	-	-	2-1	13-7
2014	-	4-0	0-3	4-0	-	-	-	-	0-3	-	-	0-3	-	-	1-2	-	9-11
2013	2-1	-	-	-	3-1	-	2-1	-	-	-	2-2	-	3-0	2-1	-	-	14-6
2012	-	2-1	2-1	-	-	-	-	5-1	-	-	2-1	-	-	-	-	0-3	11-7
2011	-	-	2-1	-	-	3-0	-	-	2-1	-	1-2	1-2	1-2	-	-	-	10-8
2010	3-0	-	-	-	1-2	-	3-0	-	-	-	4-2	-	-	2-1	-	-	13-5
2009	-	4-2	-	-	-	-	-	2-1	-	1-2	2-1	-	-	-	-	2-1	11-7
2008	2-1	-	-	2-1	-	1-2	-	-	3-0	-	2-1	-	-	-	1-2	-	11-7
2007	2-1	4-2	-	-	1-2	-	-	-	-	-	-	2-1	3-0	-	-	-	12-6
2006	-	3-0	-	-	-	-	-	2-1	-	3-0	5-1	-	-	-	-	3-0	16-2
2005	-	2-1	1-2	3-0	-	-	-	-	-	-	3-0	2-1	-	-	1-2	-	12-6
2004	-	1-2	-	-	1-2	-	2-1	-	-	-	2-1	-	2-1	1-2	-	-	9-9
2003	-	-	-	-	-	3-0	-	2-1	2-1	-	1-2	2-1	-	-	1-2	-	11-7
2002	0-3	1-5	-	-	2-1	-	0-3	-	-	-	-	2-1	-	-	-	-	5-13
2001	-	3-3	-	-	-	-	-	2-1	-	1-2	2-1	-	-	-	-	2-1	10-8
2000	-	2-4	-	-	-	-	-	2-1	-	2-1	0-3	-	-	-	-	3-0	9-9
1999	-	2-4	-	-	-	-	-	2-1	-	1-2	1-2	-	-	-	-	0-3	6-12
1998	-	2-1	-	-	-	-	-	2-1	-	1-2	1-3	-	-	-	-	3-0	9-7
1997	-	0-3	-	-	-	-	-	1-2	-	2-1	3-0	-	-	-	-	0-3	6-9
Totals	13-8	46-40	8-10	14-3	13-10	7-2	9-9	31-13	9-9	21-14	48-33	10-8	14-7	12-7	10-9	23-13	288-195

HISTORY & RECORDS



BOSTON



RED SOX

The History of the Red Sox

9 WORLD SERIES TITLES: 1903, 1912, 1915, 1916, 1918, 2004, 2007, 2013, 2018

14 AL PENNANTS: 1903, 1904, 1912, 1915, 1916, 1918, 1946, 1967, 1975, 1986, 2004, 2007, 2013, 2018

10 AL EAST TITLES: 1975, 1986, 1988, 1990, 1995, 2007, 2013, 2016, 2017, 2018

8 AL WILD CARD BERTHS: 1998, 1999, 2003, 2004, 2005, 2008, 2009, 2021

Boston is one of only four remaining charter members of the American League, which was formed in 1901. The Red Sox franchise won five of Major League Baseball's 15 World Series championships from 1903-1918 and has seen similar success of late, adding four titles in a 15-year span from 2004-18. Along the way, Boston has been at the center of some of the game's greatest moments and served as a home to some of its most accomplished players. Playing their home games at "America's Most Beloved Ballpark," the Red Sox have called Fenway Park home since 1912, making it baseball's oldest venue and one of the most famous landmarks in all of sports. Thirty-seven former Red Sox have been enshrined in the National Baseball Hall of Fame for their playing careers, from legends like Cy Young and Babe Ruth, to Ted Williams, the greatest hitter who ever lived. In one of the franchise's signature moments, the Red Sox rallied for the biggest comeback in baseball history in 2004, defeating the New York Yankees in the ALCS after trailing in the series, three games to none. In 2013, the Red Sox demonstrated how important a role they can play in their community, using yet another World Series championship to help a city heal after the tragic events of the Boston Marathon bombing. Boston has since showed no sign of slowing down, most recently claiming three consecutive AL East titles from 2016-18 and capping off the 2018 season—which featured a franchise-record 108 regular-season victories—with the ninth World Series championship in the club's history.

How They Became the "Red Sox"

The Boston American League Base Ball Club was officially known as the Americans, but also known by the media as the Somersets—after owner Charles Somers—as well as the Plymouth Rocks, Speed Boys, Puritans, and Pilgrims. These various names were applied until December 18, 1907, when the current name "Red Sox" was adopted. The origin of this name is traced to the Boston Red Stockings of the powerful National League in the 1870s and 1880s. In 1907, the Red Stockings (who later became the Braves) abandoned the red hosiery they customarily wore, as Manager Fred Tenney believed that the red dye in the socks could possibly cause infection in spike wounds. Red Sox Owner John I. Taylor stated, "From now on we'll wear red stockings, and I'm grabbing that name Red Sox!"

The Early Years (1901-1938)

The Boston Americans didn't need long to cement their status as a serious contender. In **1903**, the team finished in first place with a 91-47 record and earned a berth in Major League Baseball's first ever World Series against the Pittsburgh Pirates of the more established National League. Boston won the best-of-nine series, five games to three, in only its third year of existence, causing such an embarrassment that the National League refused to participate in the World Series the following year when the Americans repeated as AL champions. During that **1904** season, Boston went 95-59 and saw **Cy Young** pitch the first perfect game of the modern era on May 5. In the latter half of the decade, Young continued to dominate, throwing a no-hitter in New York in **1908** on the way to his 511 career wins, still the most in MLB history.



Cy Young pitched the first perfect game of the modern era in 1904.

When **Fenway Park** opened in **1912**—replacing Huntington Avenue Grounds as the Red Sox' home ballpark—a decade of dynasty began. The new park, named after its location in the Fenway area of Boston, opened April 20, 1912, with the Red Sox taking a 7-6, 11-inning decision from the New York Highlanders (Yankees). With a 105-47 record that season, the Sox headed for the World Series and defeated the Giants, four games to three with one tie. The Red Sox picked up a young left-handed pitcher in **1914** by the name of **George Herman "Babe" Ruth**, who would figure prominently in the team's World Series dynasty of the next several years. The Sox went to the World Series three more times in the decade, winning in **1915**, **1916**, and **1918**. Ruth was the hero in 1916, with a 23-12

regular-season record and a 1.75 ERA. In Game 2 of the World Series that year, Ruth pitched a 14-inning, complete-game, 2-1 win against Brooklyn. In 1918, Ruth extended his streak to 29.2 consecutive scoreless World Series innings, a record that stood until 1961, and also tied for the league lead with 11 home runs.

The History of the Red Sox, Continued

After Sox owner **Harry Frazee** sold Ruth and most of his best players to the Yankees, the “Roaring Twenties” were anything but for the Red Sox. To add to difficulties on the field, Fenway Park itself suffered a setback. On May 8, **1926**, fire roared through the ballpark, destroying much of the left-field bleacher sections. Then-owner **Bob Quinn** could not afford to rebuild the sections, and the difficult decade for the Sox continued. When 30-year-old millionaire **Tom Yawkey** bought the club in **1933**, his first order of business was to rebuild the fire-scarred stadium. Ironically, on January 5, **1934**, during construction of the new Fenway Park, another fire raged through and destroyed much of the progress. The Red Sox fielded far better teams in the 1930s than they had in the decade prior, and also saw attendance figures increase, especially after Fenway was refurbished. On August 12, 1934, 46,766 fans attended Ruth’s farewell game at Fenway, spilling out onto the field.

The Ted Williams Era (1939-1960)

1939 brought forth a new era in Red Sox baseball, when **Ted Williams** began his legendary career at only 20 years old. That season, the Red Sox had five future Hall of Famers on the roster in Williams, **Joe Cronin**, **Jimmie Foxx**, **Lefty Grove**, and **Bobby Doerr**. The early 1940s featured several individual milestones, highlighted by Williams batting .406 in **1941** and winning the Triple Crown in **1942**, as well as Grove earning his 300th victory. After winning only 71 games in **1945**, the Sox claimed the **1946** pennant by a comfortable 12-game margin with 104 wins before falling to the St. Louis Cardinals in seven games in the World Series. Fenway also played host to the 1946 All-Star Game, in which Williams went 4-for-4 with two home runs. Coming off the AL pennant year, Williams won a second Triple Crown in **1947**. Lights were also installed that season to start the era of night baseball at Fenway. Despite collecting 96 wins in **1948** and **1949**, the Sox finished both seasons one game out of first place.

By the end of the 1940s, Williams had established himself as one of the greatest players in baseball. He had played eight Major League seasons through 1949—missing the 1943-45 seasons to serve in **World War II**—and in that time he earned two MVP awards, two Triple Crowns, four RBI titles, four home run titles, and four batting titles. Along with Williams and Doerr—one of the game’s greatest second basemen—the Red Sox’ impressive core featured standout center fielder **Dom DiMaggio** and shortstop **Johnny Pesky**, with the four players forming a special bond that would one day be the inspiration for a statue outside of Fenway Park titled, “Teammates.” Doerr and Williams would end up in the National Baseball Hall of Fame, while DiMaggio was a seven-time All-Star and Pesky spent 61 seasons in the Red Sox organization in various capacities.



Ted Williams began his Hall of Fame career with the Red Sox in 1939.

The 1950s brought more offensive prowess for the Sox, with the **1950** club featuring perhaps the best-hitting Red Sox team ever. Boston hit .302 as a team and scored 1,027 runs—both franchise records that still stand today—as **Billy Goodman** won the batting championship (.354) and helped the team post a 94-60 record, the club’s best mark of the decade. For the second time in his career, Williams put off baseball for military service, this time in the Korean War in **1952** and **1953**. Upon his return, Williams continued his usual impressive hitting with a tremendous league-leading .388 batting average and 38 home runs in **1957**, followed by a second straight batting title with a .328 average at the age of 40 in **1958**. Meanwhile, **Jackie Jensen** won the RBI title in 1955 (tied), 1958, and 1959, and was named American League MVP in 1958. On July 21, **1959**, infielder **Pumpsie Green** made his debut as the first Red Sox African-American Major Leaguer, a day that was recognized as a “Memorable Red Sox Moment” during the club’s 2018 Hall of Fame induction ceremonies.

The end of the 1950s also brought the end of the Williams era in Red Sox history. “Teddy Ballgame” hit his 521st and final home run into the Red Sox bullpen in his final Major League at-bat on September 28, **1960**. The spot he vacated in left field was filled in **1961** by rookie **Carl Yastrzemski**, who would later match some of Williams’ feats as part of an illustrious 23-year career, all spent with the Red Sox en route to being enshrined in the National Baseball Hall of Fame.

The History of the Red Sox, Continued

The Birth of Red Sox Nation (1961-2001)

The early years of the post-Williams era featured several noteworthy accomplishments, including no-hitters by **Earl Wilson** and **Bill Monbouquette** in **1962**, as well as Yastrzemski's first batting title in **1963**. **Dave Morehead** added another no-hitter in **1965**, but that season the Sox had their worst record of the decade, losing 100 games. After finishing in ninth place in **1966** with 90 losses, the Red Sox overcame 100-to-1 odds to win the "**Impossible Dream**" pennant in **1967** with a 92-70 record. Though they did not win the World Series, that season lives on as one of the greatest in Red Sox history, beginning a stretch of 16 consecutive winning seasons (1967-82), which is still a club record. During that magical 1967 season, **Jim Lonborg** won 22 games and the Cy Young Award, while Yastrzemski won the Triple Crown and was named MVP of the American League.

While Yastrzemski and Massachusetts native **Tony Conigliaro** helped carry the Red Sox into the 1970s, a young catcher and New England native by the name of **Carlton Fisk** made his mark by unanimously winning the **1972** Rookie of the Year Award. Pitcher **Luis Tiant** thrilled Sox fans and took home the ERA title that season. Two other famous rookies, **Jim Rice** and **Fred Lynn**, were added to the mix in **1975**, contributing to another AL championship season. Lynn won both MVP and Rookie of the Year honors, the first player ever to do so in the same year, while Rice hit 22 home runs to Lynn's 21. In Game 6 of the 1975 World Series, **Bernie Carbo's** two-out, three-run home run against the Reds in the 8th inning tied the game at 6-6. Fisk then left his mark on baseball history when he hit a 12th-inning pitch off the left-field foul pole for a dramatic finish for the Red Sox, in what many consider to be the greatest World Series game ever. Once again, however, the Sox came up short, and were defeated by Cincinnati in seven games.



Yaz was inducted into the National Baseball Hall of Fame in 1989.

The Sox continued to be successful through the end of the 1970s, winning 97 games in **1977**, 99 in **1978**, and 91 in **1979**. Rice won the home run title in 1977 and took home MVP honors in 1978, Lynn won the 1979 batting championship, and Yastrzemski recorded his 3,000th hit on September 12, 1979. **Dwight Evans** did his part, not only with his bat, but also in right field, picking up three Gold Glove Awards in the last four seasons of the decade.

The Red Sox' next great run came in **1986**, a season that got off to an auspicious start when Evans homered in Detroit on the first pitch of the Major League season. **Roger Clemens**, who won the Cy Young and MVP Awards, dominated AL batters in 1986, winning 24 games—including his first 14 decisions—with a 2.48 ERA. He also broke a Major League record, striking out 20 batters in a 3-1 win over Seattle on April 29. **Wade Boggs** led the offense, winning his third of five batting titles in the decade. Under manager **John McNamara's** leadership, the team won 95 games and came back from a three-games-

to-one deficit in the ALCS to earn a World Series matchup with the Mets, which the Sox lost in seven games. The Red Sox returned to their winning ways in **1988** with **Joe Morgan's** miracle team. After Morgan took over from McNamara in July, the Sox won 12 straight and 19 of 20 games, to come from nine games behind and move into first place in the AL East. "Morgan's Magic" became the team's slogan, but the Red Sox were overpowered by Oakland in the ALCS.

The Sox started the next decade off on the right foot by winning the AL East in **1990**. They fared well after the new division setup was established in **1995**, reaching postseason play three times in the final five years of the decade. In 1995, the Red Sox and the Cleveland Indians started a Division Series rivalry that would last throughout the decade. Behind the powerful hitting of **Mo Vaughn**—who led the AL in home runs and earned the MVP Award—and the stable pitching of Clemens and knuckleballer **Tim Wakefield**, the Sox won the East Division title and faced the Indians in the 1995 ALDS. In **1996**, Clemens struck out 20 batters in a game for the second time in his career, tying his own Major League record. In **1997**, shortstop **Nomar Garciaparra** made his way to Fenway and picked up the Rookie of the Year Award while leading the league with 209 hits.

The History of the Red Sox, Continued

The **1998** campaign began a string of 14 consecutive winning seasons for the Red Sox (1998-2011), as Boston earned back-to-back postseason appearances in 1998 and 1999. The Sox' winning ways of 1998 coincided with the arrival of **Pedro Martinez**, who won the 1997 Cy Young Award as a member of the Montreal Expos before being traded to the Red Sox that offseason. After winning 19 games and posting a 2.89 ERA in 1998, Martinez won another Cy Young Award in **1999** and finished second in MVP voting, going 23-4 with a 2.07 ERA. The Sox also hosted the final All-Star Game of the century in 1999, with Martinez retiring all six batters faced—five on strikeouts—en route to MVP honors. Martinez repeated as Cy Young Award winner in **2000**, the same year Garciaparra won his second consecutive AL batting title (.372). On December 13, 2000, the Red Sox signed outfielder **Manny Ramirez**, a move that would help make Boston one of the best offensive teams of the 2000s. On April 4, **2001**, **Hideo Nomo** won his Red Sox debut by throwing the club's first no-hitter since 1965, but the Sox would win only 82 games that season, the final year of Jean R. Yawkey Trust ownership era.

A New Era (2002-Present)

Prior to the **2002** season, a new ownership group led by **John Henry**, **Tom Werner**, and **Larry Lucchino** took control of the Red Sox and instilled unprecedented success and change to the organization. Following a 93-69 season that featured yet another no-hitter—thrown by **Derek Lowe**—**Theo Epstein** was named GM on November 25, 2002, making him the youngest in MLB history at 28 years and 10 months old. Epstein made offseason moves to help the team become an offensive powerhouse that set several records. The additions of **David Ortiz**, **Kevin Millar**, **Bill Mueller**, and **Todd Walker** solidified a batting order that produced 961 runs, 2nd-most in club history, and hit 238 home runs, then a single-season franchise record. The **2003** Red Sox had an exciting 95-67 regular season, their most wins since 1995, and came back from a 2-0 deficit in the ALDS to win three straight vs. Oakland and advance to the ALCS against the Yankees. A dramatic seven-game series wasn't resolved until Aaron Boone's 11th-inning home run stopped the Red Sox.

In his first year as manager, **Terry Francona** led the **2004** Red Sox to a 98-64 record and a Wild Card berth. The Sox swept the Anaheim Angels in the ALDS, as Ortiz's dramatic home run in the 10th inning of Game 3 ensured a rematch with the Yankees for the AL pennant. After dropping the first three games to New York, the Red Sox rallied behind the bat of Ortiz, the baserunning of **Dave Roberts**, timely hitting by Mueller, an airtight bullpen, and the gritty performance of **Curt Schilling** to win the final four games of the series, completing the greatest comeback in Major League history. The Red Sox then swept the Cardinals to win the World Series for the sixth time, the first since 1918. Martinez and Schilling became the first Red Sox teammates ever to strike out 200 batters in the same season, while Ramirez and Ortiz became the first AL teammates to bat .300, hit 30 HR, and drive in 100 runs since 1931. The Red Sox sold out their entire 81-game home schedule for the first time in franchise history.



The Red Sox stormed the field in 2004 to celebrate the club's 1st World Series title since 1918.

The Sox followed with a 95-67 record in **2005**, while the **2006** season was highlighted by Ortiz setting a single-season club record with 54 home runs. In **2007**, the Red Sox clinched their first AL East title since 1995, going 96-66. After sweeping the Angels 3-0 in the ALDS, Boston went down three games to one in the ALCS vs. Cleveland. The Sox completed another comeback to clinch their 12th AL pennant, then swept the Rockies to win their second World Series title in four years and seventh overall. The Sox joined the Yankees as the only teams in AL history to sweep in successive World Series appearances. Boston led the AL East for the final 166 days of 2007 beginning April 18, the longest consecutive stretch in club history.

The **2008** Red Sox began their World Series title defense on March 25, 2008 in Tokyo, Japan vs. the A's. The club finished with a 95-67 record to clinch their sixth AL Wild Card berth. After defeating the Los Angeles Angels three games to one in the ALDS, Boston lost the ALCS to the Rays in seven games. **Dustin Pedroia**, who earned Rookie of the Year honors in 2007, was named the AL's MVP in 2008. In **2009**, for the 10th straight year, the Red Sox set a new club record for home attendance, an accomplishment unprecedented in MLB. Boston won 95 games that year, followed by 89 wins in **2010** and 90 in **2011**.

The History of the Red Sox, Continued

After losing 93 games in **2012**—a season that marked the 100th anniversary of Fenway Park—the **2013** Red Sox had a storybook year, going from last place to first place in the East, winning the AL pennant, and capturing their third World Series title in 10 years (eighth overall). New manager **John Farrell**, the club's pitching coach from 2007-10, became the fourth manager to lead the Red Sox to a World Series title in his first year. At 97-65, the Sox were in first place an AL-high 158 days after failing to spend one day in first in 2012. The **all-time home sellout streak in American sports history** ended on April 10, the second game of the season. The streak began on May 15, 2003 and reached 794 games, plus 26 more in postseason play. Following the tragic events of the Boston Marathon bombing on April 15, Ortiz ignited a rallying cry for the city during a pre-game speech on April 20, the club's first home game since the marathon. Standing on the pitcher's mound, Ortiz declared, "This is our [expletive] city" and urged fans to "stay strong." Following a comeback win over the Royals that day, "**Boston Strong**" became the team's—and the city's—mantra. It all culminated in October with wins over Tampa Bay in the ALDS (3-1), Detroit in the ALCS (4-2), and St. Louis in the World Series (4-2). It was the first time the Red Sox clinched a World Series title at home since 1918. Ortiz went 11-for-16 (.688) with two home runs and eight walks in the Fall Classic en route to World Series MVP honors, with his game-tying grand slam in Game 2 of the ALCS saving the Sox' season as one of the most clutch hits in the franchise's history.

The **2014** and **2015** seasons were highlighted by the emergence of several young players, including **Mookie Betts**, **Xander Bogaerts**, and **Jackie Bradley Jr.** On August 18, 2015, **Dave Dombrowski** was hired as President of Baseball Operations, a newly created position in the organization. In his first full season, Dombrowski helped the Red Sox return to the top of the division, as they won 15 more games in **2016** (93) than they did in 2015 (78) en route to the AL East title. With Ortiz leading the way during his farewell tour season, Boston led the majors in runs scored with 878, while **Rick Porcello** won the AL Cy Young Award. The Ortiz era came to a close on October 10 when, after Boston's 4-3 loss to Cleveland in Game 3 of the ALDS, the largest postseason crowd in Fenway Park history (39,530) stayed long after the final out to give Big Papi a proper sendoff. Ortiz emerged from the clubhouse, walked to the pitcher's mound and saluted the crowd, unable to hold back tears as he showed his appreciation. The Red Sox won 93 games and were crowned champions of the AL East once again in **2017**, but they were eliminated by the eventual AL champion for the second time in as many years, this time suffering a three-games-to-one loss to the Houston Astros. **Chris Sale** finished second in AL Cy Young Award voting in his Red Sox debut, as he led the majors with 308 strikeouts in a season that was constantly compared to Martinez's magical 1999 run. The Sox tied a franchise record with 15 extra-inning wins against only three losses thanks to an outstanding bullpen led by **Craig Kimbrel**, who earned the Mariano Rivera American League Reliever of the Year Award.



The Red Sox are the only franchise to win 4 World Series titles in the 21st century.

Alex Cora was hired on October 22, 2017, as the 47th manager in Red Sox history, becoming only the second Puerto Rico native to manage a Major League team. In **2018** he helped the Red Sox win 17 of its first 19 games en route to a 108-54 record, the club's third consecutive AL East title, and the franchise's fourth World Series championship in 15 years. The Sox' 108 wins bested the club's previous record of 105, which had been set in 1912. Among many individual accolades, Betts was named the AL's Most Valuable Player. In his first season with Boston, **J.D. Martinez** hit .330 with 43 home runs and 130 RBI, as he earned the AL's Hank Aaron Award as the league's top offensive performer. The Red Sox saw their run of AL East titles come to a halt in **2019**, as they finished 84-78. On June 29-30, the Sox joined the Yankees in the two-game **London Series**, MLB's first games ever

played in Europe. Boston set the franchise's single-season home run record (245), while Martinez, Bogaerts, and **Rafael Devers** became the first Sox trio ever to hit at least .300 with 30 or more home runs in the same season. In **2020**, Sale and **Eduardo Rodriguez** missed the entire season on the injured list as the Sox finished 24-36 in a season that was shortened due to the coronavirus pandemic. The Club returned to the Postseason in **2021**, finishing the regular season with a 92-70 record before defeating the Yankees in the AL Wild Card Game, 6-2, in front of an electric Fenway Park. The Red Sox went on to upset the division-winning Rays in the ALDS, 3 games to 1, treating their fans to walk-off victories in Games 3 and 4. The team's magical run ended at the hands of the Astros in the ALCS, as Boston fell just 2 wins shy of reaching the World Series. In **2022**, the Red Sox finished below .500 (78-84) in a full season for the first time since 2015, as they went 52-34 (.605) outside of the AL East but struggled in divisional play (26-50, .342). On January 11, **2023**, the Red Sox signed Devers to a 10-year contract extension spanning the 2024-33 seasons, marking the longest contract in franchise history.

Ownership History

1901-02

Charles W. Somers of Ohio was one of the founders and financiers of the new American League who also owned the Cleveland team and made his fortune in the lumber and coal business.

1903-04

Henry J. Killilea was a Milwaukee lawyer and expert on baseball law who played an important role in the negotiations that ended the National League-American League war in early 1903.

1904-11

John I. Taylor was an avid sportsman and son of the owner, publisher and editor of *The Boston Globe*. He changed the team's nickname to "Red Sox" in 1907 and oversaw the land acquisition and construction of Fenway Park, which opened in 1912.

1912-13

James R. McAleer was a National League outfielder during the 1890s who came out of retirement to help form the new American League's St. Louis franchise in 1901 as a player-manager. In December 1911, he bought 50 percent of the Red Sox from Taylor and was named club president.

1914-16

Joseph J. Lannin was a Canadian-born hotel and real estate tycoon in New York and Boston. He was a zealous baseball fan with a minority share in the National League Boston Braves before he purchased McAleer's 50 percent controlling interest in the Red Sox in early 1914.

1917-23

Harry H. Frazee was a long-time flamboyant baseball fan who was born in Peoria, IL. He became successful in real estate management and stock brokerage and as a Broadway theatrical producer. He purchased the Red Sox in late 1916 from Lannin in a deal that included Fenway Park.

1923-33

J.A. Robert Quinn was a career baseball executive who was business manager of the St. Louis Browns prior to putting together a syndicate that purchased the Red Sox from Frazee on August 1, 1923. He was appointed team president and presiding owner.

1933

Thomas A. Yawkey was a New York entrepreneur who bought the team on February 25, 4 days after his 30th birthday, and placed the club in a Trust.

7/9/1976

Tom Yawkey died, leaving his widow, Jean, as the primary beneficiary.

1978

The Yawkey Estate sold the team to a partnership including Jean R. Yawkey, Edward G. (Buddy) LeRoux, Jr. and Haywood C. Sullivan. The sale was approved by the American League on May 23.

1981

Jean R. Yawkey moved to Boston, established the Jean R. Yawkey Trust, and transferred team ownership interests to it. She appointed John L. Harrington as co-Trustee.

1987

The Jean R. Yawkey Trust bought out Edward G. (Buddy) LeRoux, Jr., giving it 2 out of 3 General Partner votes.

1992

Jean R. Yawkey died in February and the Jean R. Yawkey Trust continued with John Harrington as Trustee with sole authority over Red Sox matters.

1993

The Jean R. Yawkey Trust bought out Haywood C. Sullivan's 1 General Partnership unit, giving it all 3 General Partnership units of the Red Sox, along with the three Red Sox limited partnership units previously acquired (53.49%).

2002

The Jean R. Yawkey Trust sold the club to a group led by John W. Henry, Tom Werner and Larry Lucchino on December 20, 2001. The sale was approved by Major League Baseball on January 16 and closed on February 27.

Managerial History

	*G	W	L	T	PCT.	YEARS
Baker, Del	7	2	5		.286	1960
Barrow, Ed	418	213	203	2	.512	1918-20
Barry, Jack	157	90	62	5	.592	1917
Boudreau, Lou	463	229	232	2	.497	1952-54
Carrigan, Bill	1,003	489	500	14	.494	1913-16; '27-29
Chance, Frank	154	61	91	2	.401	1923
Collins, Jimmy	842	455	376	11	.548	1901-06
Collins, J. "Shano"	208	73	134	1	.353	1931-32
Cora, Alex	648	362	286		.559	2018-19, '21-22
Cronin, Joe	2,007	1071	916	20	.539	1935-47
Donovan, Patsy	311	159	147	5	.520	1910-11
Duffy, Hugh	308	136	172		.442	1921-22
Farrell, John	810	432	378		.533	2013-17
Fohl, Lee	463	160	299	3	.349	1924-26
Francona, Terry	1,296	744	552		.574	2004-11
Harris, Bucky	153	76	76	1	.500	1934
Herman, Billy	310	128	182		.413	1964-66
Higgins, Mike	1,119	560	556	3	.502	1955-59; '60-62
Hobson, Butch	439	207	232		.472	1992-94
Houk, Ralph	594	312	282		.525	1981-84
Huff, George	8	2	6		.250	1907
Johnson, Darrell	408	220	188		.539	1974-76
Jurges, Billy	122	59	63		.484	1959-60
Kasko, Eddie	640	345	295		.539	1970-73
Kennedy, Kevin	306	171	135		.559	1995-96
Kerrigan, Joe	43	17	26		.395	2001
Lake, Fred	192	110	80	2	.579	1908-09
Little, Grady	324	188	136		.580	2002-03
McCarthy, Joe	369	223	145	1	.606	1948-50
McGuire, Deacon	227	98	123	6	.443	1907-08
McManus, Marty	248	95	153		.383	1932-33
McNamara, John	571	297	273	1	.521	1985-88
Morgan, Joe	563	301	262		.535	1988-91
O'Neill, Steve	249	150	99		.602	1950-51
Pesky, Johnny	326	147	179		.451	1963-64; '80
Popowski, Eddie	10	6	4		.600	1969, '73
Roenicke, Ron	60	24	36		.400	2020
Runnels, Pete	16	8	8		.500	1966
Stahl, C. "Chick"	40	14	26		.350	1906
Stahl, Jake	235	144	88	3	.621	1912-13
Unglaub, Bob	29	9	20		.310	1907
Valentine, Bobby	162	69	93		.426	2012
Wagner, C. "Heinie"	154	52	102		.338	1930
Williams, Dick	477	260	217		.545	1967-69
Williams, Jimmy	766	414	352		.540	1997-2001
York, Rudy	1	0	1		.000	1959
Young, Cy	6	3	3		.500	1907
Zimmer, Don	715	411	304		.575	1976-80
TOTALS	18,977	9,796	9,098	82	.518	1901-2022

NOTE: The W-L-T columns total 1 game less than the 18,977 game total reflected above as a result of a protested game and a Major League ruling. On 7/28/1924 the Red Sox played a 10-inning game vs. STL, a supposed 10-5 win. St. Louis protested the game and AL President Ban Johnson ordered the game replayed on 9/13 as the 2nd game of a doubleheader. The game of 7/28 was discounted and Red Sox Manager Lee Fohl and the STL manager were credited with a no decision. The Red Sox won the replay of the protested game, 13-11.

Beginning with the 1920 season, the MLB rule states: "If a protested game of at least 5 innings duration was ordered replayed in its entirety, then no win or loss is credited, but both managers are credited with a no-decision game."

All-Time Roster

1,886 players have appeared in at least 1 game for the Red Sox since the team joined the American League in 1901. (**Bold-faced = living through 3/22/22**)

A (60)

Aardsma, David, rhp - 2008
Aase, Don, rhp - 1977
Abad, Andy, of-1b - 2003
Abad, Fernando, lhp - 2016-17
Aceves, Alfredo, rhp - 2011-13
 Adair, Jerry, inf - 1967-68
 Adams, Bob, rhp - 1925
Adams, Terry, rhp - 2004
 Adkins, Doc, rhp - 1902
Agbayani, Benny, of - 2002
 Agganis, Harry, 1b - 1954-55
 Agnew, Sam, c - 1916-18
Aguilera, Rick, rhp - 1995
Albers, Matt, rhp - 2011-12
Alcantara, Israel, of - 2000-01
 Alexander, Dale, 1b - 1932-33
Alexander, Manny, inf - 2000
Alicea, Luis, 2b - 1995
Allenson, Gary, c - 1979-84
 Almada, Mel, of - 1933-37
Almonte, Abraham, of - 2022
Almonte, Hector, rhp - 2003
 Altrock, Nick, lhp - 1902-03
 Alvarado, Luis, inf - 1968-70
Alvarez, Abe, lhp - 2004-06
Andersen, Larry, rhp - 1990
Anderson, Brady, of - 1988
Anderson, Brian, of - 2009
 Anderson, Fred, rhp - 1909, '13
Anderson, Jimmy, lhp - 2004
Anderson, Lars, 1b - 2010-12
 Andres, Ernie, 3b - 1946
Andrew, Kim, 2b - 1975
 Andrews, Ivy, rhp - 1932-33
Andrews, Mike, 2b - 1966-70
 Andrews, Shane, inf - 2002
Andriese, Matt, rhp - 2021
Aparicio, Luis, ss - 1971-73
Aponte, Luis, rhp - 1980-83
Araúz, Jonathan, inf - 2020-22
 Arellanes, Frank, rhp - 1908-10
Armas, Tony, cf - 1983-86
 Armbruster, Charley, c - 1905-07
Aro, Jonathan, rhp - 2015
Arrojo, Rolando, rhp - 2000-02
Arroyo, Bronson, rhp - 2003-05
Arroyo, Christian, inf - 2020-22
 Asbjornson, Asby, c - 1928-29
Ashley, Billy, lf - 1998
Aspromonte, Ken, 2b - 1957-58
Astacio, Pedro, rhp - 2004
Atchison, Scott, rhp - 2010-12
 Atkins, Jim, rhp - 1950, '52
 Auker, Elden, rhp - 1939
 Aulds, Doyle, c - 1947
Avery, Steve, lhp - 1997-98
 Avila, Bobby, 2b - 1959
Aviles, Mike, inf - 2011-12
 Aviles, Ramon, inf - 1977
Azcue, Joe, c - 1969

B (166)

Badenhop, Burke, rhp - 2014
 Bader, Lore, rhp - 1917-18
Baerga, Carlos, 2b-3b - 2002
 Bagby, Jr., Jim, rhp - 1938-40, '46
Bailey, Andrew, rhp - 2012-13

Bailey, Bob, inf-of - 1977-78
Bailey, Cory, rhp - 1993-94
 Bailey, Gene, of - 1920
Bailey, Jeff, 1b-of - 2008-09
 Baker, Al, rhp - 1938
 Baker, Floyd, inf - 1953-54
Baker, Jack, 1b - 1976-77
 Baker, Tracy, 1b - 1911
Baldelli, Rocco, of - 2009
 Ball, Neal, inf - 1912-13
Bankhead, Scott, rhp - 1993-94
Banks, Willie, rhp - 2001-02
 Barbare, Walter, 3b - 1918
 Barberich, Frank, rhp - 1910
Bard, Daniel, rhp - 2009-13
Bard, Josh, c - 2006
Bark, Brian, lhp - 1995
Barkley, Brian, lhp - 1998
 Barna, Babe, of - 1943
Barnes, Matt, rhp - 2014-22
Barr, Steve, lhp - 1974-75
 Barrett, Bill, of - 1929-30
 Barrett, Bob, 3b - 1929
 Barrett, Frank, rhp - 1944-45
 Barrett, Jimmy, lf - 1907-08
Barrett, Marty, 2b - 1982-90
Barrett, Tommy, 2b - 1992
 Barry, Ed, lhp - 1905-07
 Barry, Jack, ss-2b - 1915-17, '19
Bates, Aaron, inf - 2009
 Batts, Matt, c - 1947-51
 Baumann, Frank, lhp - 1955-59
Bay, Jason, lf - 2008-09
 Baylor, Don, dh-of - 1986-87
 Bayne, Bill, lhp - 1929-30
Bazardo, Eduard, rhp - 2021-22
Beato Pedro, rhp - 2012-13
 Beck, Rod, rhp - 1999-2001
Beckett, Josh, rhp - 2006-12
Bedard, Erik, lhp - 2011
 Bedient, Hugh, rhp - 1912-14
Beeks, Jalen, lhp - 2018
Belinda, Stan, rhp - 1995-96
Bell, Gary, rhp - 1967-68
 Bell, Juan, 3b - 1995
Bellhorn, Mark, 2b - 2004-05
Bello, Brayan, rhp - 2022
Beltré, Adrián, 3b - 2010
Beltre, Esteban, inf - 1996
Benintendi, Andrew, of - 2016-20
Beniquez, Juan, ss-lf - 1971-72, '74-75
Benjamin, Mike, inf - 1997-98
 Bennett, Dennis, lhp - 1965-67
 Bennett, Frank, rhp - 1927-28
 Benton, Al, rhp - 1952
Benzinger, Todd, of-1b - 1987-88
 Berberet, Lou, c - 1958
 Berg, Moe, c - 1935-39
 Berger, Boze, inf - 1939
 Berry, Charley, c - 1928-32
Berry, Quintin, of - 2013
Berry, Sean, 3b - 2000
Berryhill, Damon, c - 1994
Betts, Mookie, of-inf - 2014-19
 Bevan, Hal, 3b - 1952
 Beville, Ben, rhp - 1901
Bianchi, Jeff, inf - 2015
Bichette, Dante, dh-of - 2000-01
 Bigelow, Elliott, of - 1929

Billingham, Jack, rhp - 1980
Bird, Doug, rhp - 1983
 Bischoff, John, c - 1925-26
 Bishop, Max, inf - 1934-35
 Black, Dave, lhp - 1923
Blackwell, Tim, c - 1974-75
 Blethen, Clarence, rhp - 1923
Blosser, Greg, of - 1993-94
 Bluhm, Red, ph - 1918
Boddicker, Mike, rhp - 1988-90
 Boerner, Larry, rhp - 1932
Bogaerts, Xander, ss - 2013-22
Boggs, Wade, 3b - 1982-92
Bolin, Bob, rhp - 1970-73
 Bolling, Milt, inf - 1952-57
Bolton, Tom, lhp - 1987-92
Bonser, Boom, rhp - 2010
 Boone, Ike, rf - 1923-25
 Boone, Ray, 1b - 1960
Borland, Toby, rhp - 1997
 Borland, Tom, lhp - 1960-61
 Boudreau, Lou, ss - 1951-52
Bowden, Michael, rhp - 2008-12
Bowen, Sam, of - 1977-78, '80
 Bowers, Stew, rhp - 1935-37
 Bowman, Joe, rhp - 1944-45
Bowsfield, Ted, lhp - 1958-60
Boyd, Dennis, rhp - 1982-89
Boyer, Blaine, rhp - 2017
Bradford, Chad, rhp - 2005
 Bradley, Herb, rhp - 1927-29
 Bradley, Hugh, 1b - 1910-12
Bradley Jr., Jackie, of - 2013-20, '22
 Brady, Cliff, 2b - 1920
 Brady, King, rhp - 1908
Bragg, Darren, of - 1996-98
Brandenburg, Mark, rhp - 1996-97
Brandon, Darrell, rhp - 1966-68
Brasier, Ryan, rhp - 1988-22
 Bratschi, Fred, of - 1926-27
Brennan, Brandon, rhp - 2021
Brentz, Bryce, of - 2014, '16
Breslow, Craig, lhp - 2006, '12-15
Bressoud, Ed, ss - 1962-65
 Brett, Ken, lhp - 1967, 1969-71
Brewer, Colten, rhp - 2019-21
 Brewer, Tom, rhp - 1954-61
Brice, Austin, rhp - 2020-21
 Brickner, Ralph, rhp - 1952
 Brittleheart, Jim, lhp - 1931
Britton, Drake, lhp - 2013-14
 Brodowski, Dick, rhp - 1952, '55
Brogna, Rico, 1b - 2000
Brohamer, Jack, inf - 1978-80
Brown, Adrian, of - 2003
Brown, Corey, of - 2014
Brown, Dusty, c - 2009-10
 Brown, Hal, rhp - 1953-55
Brown, Jamie, rhp - 2004
Brown, Kevin, c - 2002
 Brown, Lloyd, lhp - 1933
 Brown, Mace, rhp - 1942-43, '46
Brown, Mike, rhp - 1982-86
Brumley, Mike, inf - 1991-92
Brunansky, Tom, rf - 1990-92, '94
 Bucher, Jim, inf - 1944-45
Buchholz, Clay, rhp - 2007-16
 Buckner, Bill, 1b - 1984-87, '90
 Buddin, Don, ss - 1956, '58-61

All-Time Roster, Continued

Buford, Damon, of - 1998-99

Bullinger, Kirk, rhp - 1999

Burchell, Fred, lhp - 1907-09

Burda, Bob, 1b - 1972

Burgmeier, Tom, lhp - 1978-82

Burkett, Jesse, lhp - 1905

Burkett, John, rhp - 2002-03

Burkhart, Morgan, dh-1b - 2000-01

Burks, Ellis, cf - 1987-92, '04

Burleson, Rick, ss - 1974-80

Burns, George, 1b - 1922-23

Burns, Mike, rhp - 2006

Burton, Jim, lhp - 1975, '77

Busby, Jim, of - 1959-60

Bush, Joe, rhp - 1918-21

Bushelman, Jack, rhp - 1911-12

Bushey, Frank, rhp - 1927, '30

Butland, Bill, rhp - 1940, '42, '46-47

Butler, Dan, c - 2014, '18

Byerly, Bud, rhp - 1958

Byrd, Jim, inf - 1993

Byrd, Marlon, of - 2012

Byrd, Paul, rhp - 2008-09

C (146)

Cabrera, Fernando, rhp - 2009-10

Cabrera, Orlando, ss - 2004

Cady, Hick, c - 1912-17

Calderon, Ivan, of - 1993

Caldwell, Earl, rhp - 1948

Caldwell, Ray, rhp - 1919

Camilli, Dolf, 1b - 1945

Cameron, Mike, of - 2010-11

Campbell, Bill, rhp - 1977-81

Campbell, Paul, 1b - 1941-42, '46

Canseco, Jose, dh-of - 1995-96

Capuano, Chris, lhp - 2014

Carbo, Bernie, of - 1974-78

Carey, Tom, inf - 1939-42, '46

Carlisle, Walter, of - 1908

Carlstrom, Swede, ss - 1911

Carlyle, Cleo, of - 1927

Carlyle, Roy, of - 1925-26

Carp, Mike, 1b-of - 2013-14

Carpenter, Chris, rhp - 2012

Carrasco, Hector, rhp - 2000

Carrigan, Bill, c - 1906, '08-16

Carroll, Ed, rhp - 1929

Carter, Chris, of - 2008-09

Casale, Jerry, rhp - 1958-60

Casas, Triston, 1b - 2022

Cascarella, Joe, rhp - 1935-36

Casey, Sean, 1b-dh - 2008

Cash, Kevin, c - 2007-08, '10

Cashner, Andrew, rhp - 2019

Cassidy, Scott, rhp - 2005

Castillo, Carlos, rhp - 2001

Castillo, Frank, rhp - 2001-02, '04

Castillo, Rusney, of - 2014-16

Cater, Danny, 1b-of - 1972-74

Cecchini, Garin, 3b - 2014-15

Cecil, Rex, rhp - 1944-45

Centeno, Juan, c - 2019

Cepeda, Orlando, dh - 1973

Cerone, Rick, c - 1988-89

Chapedes, Yoenis, of - 2014

Chacin, Jhoulys, rhp - 2019

Chadbourne, Chet, inf-of - 1906-07

Chakales, Bob, rhp - 1957

Chamberlain, Wes, rf - 1994-95

Chaney, Esty, rhp - 1913

Chang, Yu, inf - 2022

Chaplin, Ed, c - 1920-22

Chapman, Ben, of - 1937-38

Charton, Pete, rhp - 1964

Chase, Ken, lhp - 1942-43

Chavis, Michael, inf - 2019-21

Chech, Charley, rhp - 1909

Checo, Robinson, rhp - 1997-98

Chen, Bruce, lhp - 2003

Chesbro, Jack, rhp - 1909

Chittum, Nels, rhp - 1959-60

Cho, Jin Ho, rhp - 1998-99

Christopher, Joe, of - 1966

Christopher, Lloyd, of - 1945

Cicero, Joe, of - 1929-30

Cicotte, Ed, rhp - 1908-12

Ciriaco, Pedro, inf - 2012-13

Cisco, Galen, rhp - 1961-62, '67

Cissell, Bill, 2b - 1934

Clark, Danny, 3b - 1924

Clark, Jack, 1b-dh - 1991-92

Clark, Otey, rhp - 1945

Clark, Phil, of - 1996

Clark, Tony, 1b - 2002

Clayton, Royce, inf - 2007

Clear, Mark, rhp - 1981-85

Clemens, Roger, rhp - 1984-96

Clement, Matt, rhp - 2005-06

Clemons, Lance, lhp - 1974

Cleveland, Reggie, rhp - 1974-78

Clevenger, Tex, rhp - 1954

Clinton, Lou, rf - 1960-64

Clowers, Bill, lhp - 1926

Cochran, George, 3b - 1918

Coello, Robert, rhp - 2010

Coffey, Jack, 3b - 1918

Cole, Jr., Alex, of - 1996

Coleman, Dave, of - 1977

Coleman, Michael, of - 1997, '99

Collier, Lou, inf-of - 2003

Collins, Jimmy, 3b - 1901-07

Collins, Ray, lhp - 1909-15

Collins, Rip, rhp - 1922

Collins, Shano, of - 1921-25

Colon, Bartolo, rhp - 2008

Combs, Merrill, 3b - 1947, 1949-50

Comstock, Ralph, rhp - 1915

Cone, David, rhp - 2001

Congalton, Bunk, rf - 1907

Conigliaro, Billy, of - 1969-71

Conigliaro, Tony, rf - 1964-67, '69-70, '75

Conley, Gene, rhp - 1961-63

Connolly, Bud, inf - 1925

Connolly, Sr., Ed, c - 1929-32

Connolly, Jr., Ed, lhp - 1964

Connolly, Joe, of - 1924

Conroy, Bill, c - 1942-44

Consolo, Billy, inf - 1953-59

Cook, Aaron, rhp - 2012

Cook, Ryan, rhp - 2015

Cooke, Dusty, of - 1933-36

Cooney, Jimmy, 2b - 1917

Cooper, Cecil, 1b - 1971-76

Cooper, Guy, rhp - 1914-15

Cooper, Scott, 3b - 1990-94

Cora, Alex, inf - 2005-08

Cordero, Franchy, of - 2021-22

Cordero, Wilfredo, of - 1996-97

Corey, Bryan, rhp - 2006-08

Cormier, Rheel, lhp - 1995, '99-00

Correll, Vic, c - 1972

Corsi, Jim, rhp - 1997-99

Coughtry, Marlan, 2b - 1960

Coumbe, Fritz, lhp - 1914

Covey, Dylan, rhp - 2020

Cox, Ted, dh - 1977

Craig, Allen, of-1b, 2014-15

Cramer, Doc, of - 1936-40

Cravath, Gavy, of - 1908

Crawford, Carl, lf - 2011-12

Crawford, Kutter, rhp - 2021-22

Crawford, Paxton, rhp - 2000-01

Crawford, Steve, rhp - 1980-82, '84-87

Creedon, Pat, 2b - 1931

Cremins, Bob, lhp - 1927

Crespo, Cesar, inf-of - 2004

Criger, Lou, c - 1901-08

Crisp, Coco, cf - 2006-08

Cronin, Joe, ss - 1935-45

Crouch, Zach, lhp - 1988

Croushore, Rick, rhp - 2000

Cruz, Jr., Jose, of - 2005

Cuevas, William, rhp - 2016, '18

Culberson, Leon, of - 1943-47

Culp, Ray, rhp - 1968-73

Cummings, Midre, of - 1998, '00

Cuppy, George, rhp - 1901

Curry, Steve, rhp - 1988

Curtis, John, lhp - 1970-73

Cuyler, Milt, of - 1996

D (85)

Dahlgren, Babe, 1b - 1935-36

Dalbec, Bobby, 1b/3b - 2020-22

Daley, Pete, c - 1955-59

Dallesandro, Dom, of - 1937

Damon, Johnny, cf - 2002-05

Danish, Tyler, rhp - 2022

Danzig, Babe, 1b - 1909

d'Arnaud, Chase, inf-of - 2017

Darwin, Bobby, rhp - 1976-77

Darwin, Danny, rhp - 1991-94

Daubach, Brian, 1b-dh - 1999-02, '04

Daughters, Bob, pr - 1937

Davis, Austin, lhp - 2021-22

Davis, Jaylin, of - 2022

Davis, Rajai, of - 2017

Dawson, Andre, of-dh - 1993-94

Deal, Cot, rhp - 1947-48

De Aza, Alejandro, of - 2015

Deer, Rob, rf - 1993

Deininger, Pep, lhp - 1902

De Jesus, Ivan, inf - 2012

De La Rosa, Rubby, rhp - 2013-14

De La Torre, Jose, rhp - 2013

Delcarmen, Manny, rhp - 2005-10

Delgado, Alex, inf - 1996

Delock, Ike, rhp - 1952-53, '55-63

Demeter, Don, of - 1966-67

Dempster, Ryan, rhp - 2013

Denman, Brian, rhp - 1982

Dente, Sam, 3b - 1947

Derrick, Mike, of - 1970

Desautels, Gene, c - 1937-40

Deutsch, Mel, rhp - 1946

Devers, Rafael, 3b - 2017-22

Devine, Mickey, c - 1920

Deviney, Hal, rhp - 1920

De Vormer, Al, c - 1923

Diaz, Bo, c - 1977

Diaz, Jonathan, inf - 2013

Diaz, Juan, 1b-dh - 2002

Dickey, George, c - 1935-36

Dickman, Emerson, rhp - 1936, '38-41

Didier, Bob, c - 1974

Diekman, Jake, lhp - 2022

Dillard, Steve, inf - 1975-77

DiMaggio, Dom, cf - 1940-42, '46-53

DiNardo, Lenny, lhp - 2004-06

Dinneen, Bill, rhp - 1902-07
 DiPietro, Bob, of - 1951
 Dobens, Ray, lhp - 1929
 Dobson, Joe, rhp - 1941-43, '46-50, '54
 Dodge, Sam, rhp - 1921-22
Dodson, Pat, 1b - 1986-88
 Doerr, Bobby, 2b - 1937-44, '46-51
Doherty, John, rhp - 1996
Dominique, Andy, c - 2004
 Donahue, John, of - 1993
 Donahue, Pat, c - 1908-10
Donnelly, Brendan, rhp - 2007
Donnels, Chris, inf - 1995
 Donohue, Pete, rhp - 1932
Dopson, John, rhp - 1989-93
 Doran, Tom, c - 1904-06
 Dorish, Harry, rhp - 1947-49, '56
Dorsey, Jim, rhp - 1984-85
Doubront, Felix, lhp - 2010-14
 Dougherty, Patsy, lf - 1902-04
 Dowd, Tommy, lf - 1901
Downs, Jeter, inf - 2022
 Doyle, Danny, c - 1943
 Doyle, Denny, 2b - 1975-77
Drago, Dick, rhp - 1974-75, '78-80
 Dreisewerd, Clem, lhp - 1944-46
Drew, J.D., rf - 2007-11
Drew, Stephen, ss - 2013-14
 Dropo, Walt, 1b - 1949-52
 Dubuc, Jean, rhp - 1918
Duffy, Frank, inf - 1978-79
 Dugan, Joe, 3b - 1922
Duliba, Bob, rhp - 1965
 Dumont, George, rhp - 1919
Duran, Jarren, of - 2021-22
 Durham, Ed, rhp - 1929-32
 Durst, Cedric, of - 1930
Dwyer, Jim, of - 1979-80

E (24)

Earley, Arnold, lhp - 1960-65
Easler, Mike, dh-1b - 1984-85
Eckersley, Dennis, rhp - 1978-84, '89
 Eggert, Elmer, 2b - 1927
 Ehmkke, Howard, rhp - 1923-26
 Eibel, Hack, lhp - 1920
Elias, Roenis, lhp - 2016-17
Ellsbury, Jacoby, of - 2007-13
 Ellsworth, Dick, lhp - 1968-69
Ellsworth, Steve, lhp - 1988
Embree, Alan, lhp - 2002-05
 Engle, Clyde, inf-of - 1910-14
Evoaldi, Nathan, rhp - 2018-22
Erdos, Todd, rhp - 2001
Esasky, Nick, 1b - 1989
Escobar, Edwin, lhp - 2014
 Eshelman, Vaughn, lhp - 1995-97
Espinal, Raynel, rhp - 2021
 Evans, Al, c - 1951
 Evans, Bill, rhp - 1951
Evans, Dwight, rf - 1972-90
Everett, Carl, cf - 2000-01
 Evers, Hoot, of - 1952-54
 Ezzell, Homer, inf - 1924-25

F (59)

Familia, Jeurys, rhp - 2022
Fanzone, Carmen, 3b - 1970
Farr, Steve, rhp - 1994
 Farrell, Doc, 2b - 1935
 Farrell, Duke, c - 1903-05
Fassero, Jeff, lhp - 2000

Feliz, Michael, rhp - 2021-22

Ferguson, Alex, rhp - 1922-25
 Ferrell, Rick, c - 1933-37
 Ferrell, Wes, rhp - 1934-37
 Ferris, Hobe, 2b - 1901-07
 Ferriss, Dave, rhp - 1945-50
 Fewster, Chick, inf - 1922-23
Finch, Joel, rhp - 1979
 Fine, Tom, rhp - 1947
 Finney, Lou, 1b-of - 1939-42, '44-45
Finnvold, Gar, rhp - 1994
Fiore, Mike, 1b - 1970-71
Fischer, Hank, rhp - 1966-67
Fisk, Carlton, c - 1969, '71-80
Fister, Doug, rhp - 2017
 Fitzgerald, Howie, of - 1926
 Flagstead, Ira, of - 1923-29
Flaherty, John, c - 1992-93
 Flair, Al, 1b - 1941
 Fleming, Bill, rhp - 1940-41
Fletcher, Scott, 2b - 1993-94
Florie, Bryce, rhp - 1999-01
 Flowers, Ben, rhp - 1951, 1953
Floyd, Cliff, of - 2002
Fonville, Chad, inf - 1999
 Foreman, Frank, rhp - 1901
 Foreman, Happy, lhp - 1926
 Fornieles, Mike, rhp - 1957-63
 Fortune, Gary, rhp - 1920
Fossas, Tony, lhp - 1991-94
Fossum, Casey, lhp - 2001-03
 Foster, Eddie, 3b - 1920-22
 Foster, Rube, rhp - 1913-17
 Fothergill, Bob, of - 1933
Foulke, Keith, rhp - 2004-06
 Fowler, Boob, inf - 1926
Fox, Chad, rhp - 2003
Fox, Matt, rhp - 2010
 Fox, Pete, of - 1941-45
 Fox, Jimmie, 1b - 1936-42
 Foy, Joe, 3b - 1966-68
 Francis, Ray, lhp - 1925
 Freeman, Buck, 1b-rf - 1901-07
 Freeman, Hersh, rhp - 1952-53, '55
 Freeman, John, of - 1927
 French, Charley, inf - 1909-10
 Friberg, Bernie, inf-of - 1933
 Friend, Owen, ss - 1955
 Frohwirth, Todd, rhp - 1994
Frye, Jeff, 2b - 1996-97, '99-00
 Fuhr, Oscar, lhp - 1924-25
 Fuller, Frank, 2b - 1923
 Fullerton, Curt, rhp - 1921-25, '33

G (99)

Gabbard, Kason, lhp - 2006-07
Gaetti, Gary, 3b - 2000
 Gaffke, Fabian, of - 1936-39
 Galliano, Phil, inf - 1971-72
Gagne, Eric, rhp - 2007
 Gainer, Del, inf-of - 1914-17, '19
Gale, Rich, rhp - 1984
 Galehouse, Denny, rhp - 1939-40, '47-49
Gallagher, Bob, of - 1972
 Gallagher, Ed, lhp - 1932
 Galvin, Jim, ph - 1930
 Garbark, Bob, c - 1945
Garces, Rich, rhp - 1996-02
Garciparra, Nomar, 3b - 1996-04
Gardiner, Mike, rhp - 1991-92
Gardner, Billy, inf - 1962-63
 Gardner, Larry, 3b - 1908-17
Gardner, Wes, rhp - 1986-90

Garman, Mike, rhp - 1969, '71-73

Garrison, Cliff, rhp - 1928
 Garrison, Ford, of - 1943-44
 Gaston, Alex, c - 1926, 1929
 Gaston, Milt, rhp - 1929-31
Gathright, Joey, of - 2009, '11
Gedman, Rich, c - 1980-90
 Geiger, Gary, of - 1959-65
 Gelbert, Charley, 3b - 1940
 Gerber, Wally, inf - 1928-29
German, Franklin, rhp - 2022
Germano, Justin, rhp - 1912
 Gernert, Dick, 1b - 1952-59
 Gessler, Doc, rf - 1908-09
 Geygan, Chappie, inf - 1924-26
 Giambi, Jeremy, of-dh - 2003
 Giannini, Joe, ss - 1911
 Gibson, Norwood, rhp - 1903-06
 Gibson, Russ, c - 1967-69
 Gilbert, Andy, of - 1942, '46
 Gile, Don, c - 1959-62
 Gilhooly, Frank, of - 1919
Gilkey, Bernard, lf - 2000
 Gillespie, Bob, rhp - 1950
 Gillis, Grant, 2b - 1929
 Ginsberg, Joe, c - 1961
 Glaze, Ralph, rhp - 1906-08
 Gleason, Harry, inf - 1901-03
 Glenn, Joe, c - 1940
Godley, Zack, rhp - 2020
 Godwin, John, inf-of - 1905-06
Goggin, Chuck, 2b - 1974
Gomes, Jonny, of - 2013-14
Gomes, Wayne, rhp - 2002
Gomez, Mauro, 1b - 2012
Gonsalves, Stephen, lhp - 2021
 Gonzales, Eusebio, ss - 1918
 Gonzales, Joe, rhp - 1937
Gonzalez, Adrian, 1b - 2011-12
Gonzalez, Alex, ss - 2006, '09
Gonzalez, Enrique, rhp - 2009
 Gonzalez, Geremi, rhp - 2005
Gonzalez, Marwin, inf/of - 2021
 Gooch, Johnny, c - 1933
 Goodman, Billy, inf - 1947-57
Gordon, Tom, rhp - 1996-99
Gosger, Jim, of - 1963, 1965-66
Graffanino, Tony, inf - 2005
 Graham, Charley, c - 1906
Graham, Lee, of - 1983
 Graham, Skinny, of - 1934-35
 Gray, Dave, rhp - 1964
Gray, Jeff, rhp - 1990-91
Grebeck, Craig, ss - 2001
 Green, Lenny, of - 1965-66
Green, Nick, inf - 2009
 Green, Pumpsie, inf - 1959-62
Greenwell, Mike, lf - 1985-96
 Gregg, Vean, lhp - 1914-16
 Griffin, Doug, 2b - 1971-77
 Griffin, Marty, rhp - 1928
Grilli, Guido, lhp - 1966
 Grimes, Ray, 1b - 1920
 Grimshaw, Moose, 1b - 1905-07
 Grissom, Marv, rhp - 1953
Gross, Kip, rhp - 1999
 Gross, Turkey, ss - 1925
 Grove, Lefty, lhp - 1934-41
Grullón, Deivy, c - 2020
Grundt, Ken, lhp - 1996-97
Gubanich, Creighton, c - 1999
 Guerra, Mike, c - 1951
Guerrero, Mario, ss - 1973-74

All-Time Roster, Continued

Guindon, Bob, 1b - 1964
Gumpert, Randy, rhp - 1952
Gunderson, Eric, lhp - 1995-96
Gunning, Hy, 1b - 1911
Guthrie, Mark, lhp - 1999
Gutierrez, Jackie, ss - 1983-85
Gutierrez, Ricky, inf - 2004
Gutteridge, Don, inf - 1946-47

H (141)

Hageman, Casey, rhp - 1911-12
Halama, John, lhp - 2005
Hale, Odell, 3b - 1941
Haley, Justin, rhp - 2018
Haley, Ray, c - 1915-16
Hall, Bill, inf-of - 2010
Hall, Charley, rhp - 1909-13
Hall, Matt, lhp - 2020
Hammond, Chris, lhp - 1997
Hancock, Garry, of - 1978, '80-82
Hancock, Josh, rhp - 2002
Haney, Chris, lhp - 2002
Haney, Fred, 3b - 1926-27
Hanigan, Ryan, c - 2015-16
Hanrahan, Joel, rhp - 2013
Hansack, Devern, rhp - 2006-08
Hansen, Craig, rhp - 2005-06, '08
Hanson, Erik, rhp - 1995
Hardy, Carroll, of - 1960-62
Harikkala, Tim, rhp - 1999
Harper, Harry, lhp - 1920
Harper, Tommy, of - 1972-74
Harrell, Billy, inf - 1961
Harrelson, Ken, 1b-rf - 1967-69
Harris, Bill, rhp - 1938
Harris, Greg, rhp - 1989-94
Harris, Joe, rhp - 1905-07
Harris, Joe, of-1b - 1922-25
Harris, Mickey, lhp - 1940-41, '46-49
Harris, Reggie, rhp - 1996
Harris, Willie, inf-of - 2006
Harriss, Slim, rhp - 1926-28
Harshman, Jack, lhp - 1959
Hart, Kyle, lhp - 2020
Hartenstein, Chuck, rhp - 1970
Hartley, Grover, c - 1927
Hartley, Mike, rhp - 1995
Hartman, Charley, lhp - 1908
Harville, Chad, rhp - 2005
Haselman, Bill, c - 1995-97, '03
Hash, Herb, rhp - 1940-41
Hassan, Alex, of - 2014
Hassler, Andy, lhp - 1978-79
Hatcher, Billy, of - 1992-94
Hatfield, Fred, 3b - 1950-52
Hatteberg, Scott, c - 1995-01
Hatton, Grady, 3b - 1954-56
Hausmann, Clem, rhp - 1944-45
Hayden, John, rf - 1906
Hayes, Frankie, c - 1947
Hearne, Ed, ss - 1910
Heep, Danny, of - 1989-90
Heffner, Bob, rhp - 1963-65
Hefflin, Randy, rhp - 1945-46
Heimach, Fred, lhp - 1926
Heise, Bob, inf - 1975-76
Helms, Tommy, inf - 1977
Hembree, Heath, rhp - 2014-20
Hemphill, Charley, rf - 1901
Henderson, Dave, of - 1986-87
Henderson, Rickey, of - 2002
Hendryx, Tim, of - 1920-21
Henriksen, Olaf, of - 1911-17

Henry, Bill, lhp - 1952-55
Henry, Butch, lhp - 1997-98
Henry, Jim, rhp - 1936-37
Hermanson, Dustin, rhp - 2002
Hermida, Jeremy, of - 2010
Hernandez, Darwinzon, lhp - 2019-22
Hernández, Gorkys, of - 2019
Hernández, Kiké, inf/of - 2021-22
Hernández, Marco, inf - 2016-17, '19
Hernandez, Ramon, lhp - 1977
Herrera, Jonathan, inf - 2014
Herrera, Mike, inf - 1925-26
Herrin, Tom, rhp - 1954
Hesketh, Joe, lhp - 1990-94
Hetzel, Eric, rhp - 1989-90
Heving, Joe, rhp - 1938-40
Heving, Johnnie, c - 1924-25, '28-30
Hickman, Piano Legs, rhp - 1902
Higgins, Mike, 3b - 1937-38, '46
Hill, Aaron, inf - 2016
Hill, Rich, lhp - 2010-12, '15, '22
Hillenbrand, Shea, 3b - 2001-03
Hiller, Hob, inf - 1920-21
Hillman, Dave, rhp - 1960-61
Hinkle, Gordie, c - 1934
Hinojosa, Dalier, rhp - 2015
Hinrichs, Paul, rhp - 1951
Hinske, Eric, of-1b - 2006-07
Hinson, Paul, ph - 1928
Hisner, Harley, rhp - 1951
Hitchcock, Billy, inf - 1948-49
Hoblitzell, Dick, 1b - 1914-18
Hobson, Butch, 3b - 1975-80
Hockette, George, lhp - 1934-35
Hodapp, Johnny, 2b - 1933
Hoderlein, Mel, inf - 1951
Hoelt, Billy, lhp - 1959
Hoey, John, lf - 1906-08
Hoffman, Glenn, ss-3b - 1980-87
Hofmann, Fred, c - 1927-28
Holaday, Bryan, c - 2016
Holcombe, Ken, rhp - 1953
Hollins, Dave, inf - 1995
Holm, Billy, c - 1945
Holt, Brock, inf-of - 2013-19
Holtz, Mike, lhp - 2006
Hooper, Harry, rf - 1909-20
Horn, Sam, dh-1b - 1987-89
Horton, Tony, 1b - 1964-67
Hosey, Dwayne, of - 1995-96
Hosmer, Eric, 1b - 2022
Hottovy, Tommy, lhp - 2011
Houck, Tanner, rhp - 2020-22
House, Tom, lhp - 1976-77
Housie, Wayne, of - 1991
Howard, Chris, lhp - 1994
Howard, Elston, c - 1967-68
Howard, Paul, of - 1909
Howe, Les, rhp - 1923-24
Howry, Bob, rhp - 2002-03
Hoy, Peter, rhp - 1992
Hoyt, Waite, rhp - 1919-20
Huckaby, Ken, c - 2006
Hudson, Joe, rhp - 1995-97
Hudson, Sid, rhp - 1952-54
Hughes, Ed, rhp - 1905-06
Hughes, Long Tom, rhp - 1902-03
Hughes, Terry, 3b - 1974
Hughson, Tex, rhp - 1941-44, '46-49
Humphrey, Bill, rhp - 1938
Hunt, Ben, lhp - 1910
Hunter, Buddy, inf - 1971, '73, '75
Hunter, Herb, of - 1920

Hurd, Tom, rhp - 1954-56
Hurst, Bruce, lhp - 1980-88
Huskey, Butch, of-inf - 1999
Husting, Bert, rhp - 1902
Hydzu, Adam, of - 2004-05

I (2)

Iglesias, Jose, ss - 2011-13, '21
Irvine, Daryl, rhp - 1990-92

J (46)

Jablonski, Pete, rhp - 1932
(later known as Pete Appleton)
Jackson, Conor, of - 2011
Jackson, Damian, inf-of - 2003
Jackson, Ron H., 1b - 1960
Jacobson, Baby Doll, of - 1926-27
Jacobson, Beany, lhp - 1907
Jamerson, Charley, lhp - 1924
James, Bill, rhp - 1919
James, Chris, of - 1995
Janvrin, Hal, inf - 1911, '13-17
Jarvis, Kevin, rhp - 2006
Jarvis, Ray, rhp - 1969-70
Jefferson, Reggie, dh-1b - 1995-99
Jenkins, Ferguson, rhp - 1976-77
Jenkins, Tom, of - 1925-26
Jenks, Bobby, rhp - 2011
Jensen, Jackie, rf - 1954-59, 1961
Jensen, Marcus, c - 2001
Jimenez, Luis, inf - 2015
Johns, Keith, 2b - 1998
Johnson, A. Rankin, rhp - 1914
Johnson, Bob, lf - 1944-45
Johnson, Brian, lhp - 2015, '17-19
Johnson, Deron, dh-1b - 1974-76
Johnson, Earl, lhp - 1940-41, '46-50
Johnson, Hank, rhp - 1933-35
Johnson, Jason, rhp - 2006
Johnson, John Henry, lhp - 1983-84
Johnson, Kelly, inf-of - 2014
Johnson, Roy, lf-rf - 1932-35
Johnson, Vic, lhp - 1944-45
Johnston, Joel, rhp - 1995
Jolley, Smead, lf - 1932-33
Jones, Bobby M, lhp - 2004
Jones, Charley, of - 1901
Jones, Dalton, inf - 1964-69
Jones, Hunter, lhp - 2009
Jones, Jake, 1b - 1947-48
Jones, Rick, lhp - 1976
Jones, Sad Sam, rhp - 1916-21
Jones, Todd, rhp - 2003
Joost, Eddie, inf - 1955
Josephson, Duane, c - 1971-72
Judd, Oscar, lhp - 1941-45
Judge, Joe, 1b - 1933-34
Jurak, Ed, inf - 1982-85

K (56)

Kalish, Ryan, of - 2010, '12
Kallio, Rudy, rhp - 1925
Kapler, Gabe, of - 2003-06
Karger, Ed, lhp - 1909-11
Karf, Andy, rhp - 1943
Karow, Marty, inf - 1927
Karr, Benn, rhp - 1920-22
Kasko, Eddie, ss - 1966
Kell, George, 3b - 1952-54
Kellelt, Al, rhp - 1924
Kellelt, Red, inf - 1934
Kelley, Trevor, rhp - 2019
Kellum, Win, lhp - 1901

Kelly, Ed, rhp - 1914
Kelly, Joe, rhp - 2014-18
Kelly, Zack, rhp - 2022
 Keltner, Ken, 3b - 1950
 Kemmerer, Russ, rhp - 1954-55, '57
Kendall, Fred, c - 1978
Kendrick, Kyle, rhp - 2017
 Kennedy, Bill, lhp - 1953
 Kennedy, John, inf - 1970-74
Keough, Marty, of - 1956-60
Kickham, Mike, lhp - 2020
Kiecker, Dana, rhp - 1990-91
 Kiefer, Joe, rhp - 1925-26
Kielty, Bobby, of - 2007
 Kiely, Leo, lhp - 1951, '54-56, '58-59
 Killilay, Jack, rhp - 1911
Kim, Byung-Hyun, rhp - 2003-04
Kim, Sun-Woo, rhp - 2001-02
Kimbrel, Craig, rhp - 2016-18
 Kinder, Ellis, rhp - 1948-55
 Kinney, Walt, lhp - 1918
Kinsler, Ian, 2b - 2018
 Kison, Bruce, rhp - 1985
 Klaus, Billy, ss-3b - 1955-58
 Kleinow, Red, c - 1910-11
 Kline, Bob, rhp - 1930-33
 Kline, Ron, rhp - 1969
 Klinger, Bob, rhp - 1946-47
Knackert, Brent, rhp - 1996
 Knight, John, 3b - 1907
Kolstad, Hal, rhp - 1962-63
 Koonce, Cal, rhp - 1970-71
Kosco, Andy, of - 1972
Kotchman, Casey, inf - 2009
Kotsay, Mark, of-1b - 2008-09
Kottaras, George, c - 2008-09
 Kramer, Jack, rhp - 1948-49
 Krausse, Lew, rhp - 1972
Kreuger, Rick, lhp - 1975-77
 Kroh, Rube, lhp - 1906-07
 Kroner, John, inf - 1935-36
 Krug, Marty, inf - 1912
Kutcher, Randy, of - 1988-90

L (90)

LaChance, Candy, 1b - 1902-05
Lackey, John, rhp - 2010-14
Lacy, Kerry, rhp - 1996-97
 LaForest, Ty, 3b - 1945
LaFrancois, Roger, c - 1982
Lahoud, Joe, of - 1968-71
 Lake, Eddie, rhp - 1943-45
Lakins, Travis, rhp - 2019
 Lamabe, Jack, rhp - 1963-65
 Lamar, Bill, of - 1919
LaMarre, Ryan, of - 2016
Lamp, Dennis, rhp - 1988-91
Lancellotti, Rick, 1b - 1990
Landis, Bill, lhp - 1967-69
 Landis, Jim, of - 1967
 Langford, Sam, of - 1926
Lansford, Carney, 3b - 1981-82
Lansing, Mike, inf - 2000-01
 LaPorte, Frank, inf-of - 1908
LaRoche, Adam, 1b - 2009
 LaRose, John, lhp - 1978
 Lary, Lyn, ss - 1934
Lavarney, Ryan, c - 2011-14
Layne, Tommy, lhp - 2014-16
 Lazor, Johnny, of - 1943-46
Lee, Bill, lhp - 1969-78
 Lee, Dud, ss - 1924-26
Lee, Sang-Hoon, lhp - 2000

LeFebvre, Lefty, lhp - 1938-39
 Legett, Lou, c - 1933-35
 Leheny, Regis, lhp - 1932
 Lehner, Paul, of - 1952
 Leibold, Nemo, of - 1921-23
Leister, John, rhp - 1987, '90
Lemke, Mark, 2b - 1998
 Lenhardt, Don, of - 1952, '54
León, Sandy, c - 2015-19
 Leonard, H. Dutch, lhp - 1913-18
 Lepcio, Ted, inf - 1952-59
 Lerchen, Dutch, ss - 1910
 LeRoy, Louis, rhp - 1910
Leskanic, Curtis, rhp - 2004
Lester, Jon, lhp - 2006-14
Lewis, Darren, of - 1998-01
 Lewis, Duffy, lf - 1910-17
 Lewis, John, 2b - 1911
 Lewis, Ted, rhp - 1901
Leyer, Robinson, rhp - 2020
Leyritz, Jim, c - 1998
Lickert, John, c - 1981
Light, Pat, rhp - 2016
Lillibridge, Brent, inf-of - 2012
Lilliquest, Derek, lhp - 1995
Lin, Che-Hsuan, of - 2012
Lin, Tzu-Wei, inf - 2017-20
 Lipon, Johnny, ss - 1952-53
 Lisenbee, Hod, rhp - 1929-32
 Littlefield, Dick, lhp - 1950
Litton, Greg, inf - 1994
 Lock, Don, of - 1969
Lockwood, Skip, rhp - 1980
 Loepp, George, of - 1928
Lofton, James, inf - 2001
Lollar, Tim, lhp - 1985-86
Lomasney, Steve, c - 1999
Lonborg, Jim, rhp - 1965-71
 Lonergan, Walt, inf - 1911
Loney, James, 1b - 2012
Looney, Brian, lhp - 1995
Lopez, Felipe, inf - 2010
López, Jack, inf - 2021
Lopez, Javier, lhp - 2006-09
Lopez, Javy, c - 2006
 Lord, Harry, 3b - 1907-10
Loretta, Mark, 2b - 2006
Lowe, Derek, rhp - 1997-04
Lowell, Mike, 3b - 2006-10
Lowrie, Jed, inf - 2008-11
 Lucas, Johnny, of - 1931-32
 Lucey, Joe, rhp - 1925
 Lucier, Lou, rhp - 1943-44
Lucroy, Jonathan, c - 2020
 Lugo, Julio, ss - 2007-09
 Lundgren, Del, rhp - 1926-27
 Lupien, Tony, 1b - 1940, '42-43
Lyle, Sparky, lhp - 1967-71
 Lynch, Walt, c - 1922
Lynn, Fred, cf - 1974-80
Lyon, Brandon, rhp - 2003
Lyons, Steve, of-inf - 1985-86, '91-93

M (194)

Macfarlane, Mike, c - 1995
 MacFayden, Danny, rhp - 1926-32
Machado, Alejandro, inf - 2005
Machi, Jean, rhp - 2015
Mack, Shane, of - 1997
 MacLeod, Bill, lhp - 1962
MacWhorter, Keith, rhp - 1980
 Madden, Tom, c - 1909-11
Maddox, Austin, rhp - 2017
Maddux, Mike, rhp - 1995-96
 Magrini, Pete, rhp - 1966
Mahay, Ron, of-lhp - 1995, '97-98
Mahomes, Pat, rhp - 1996-97
 Mahoney, Chris, rhp - 1910
Mahoney, Jim, ss - 1959
Malaska, Mark, lhp - 2004
Malave, Jose, of - 1996-97
Mallett, Jerry, of - 1959
 Maloy, Paul, rhp - 1913
 Malzone, Frank, 3b - 1955-65
Mantei, Matt, rhp - 2005
Mantilla, Felix, 2b - 1963-65
Manto, Jeff, inf - 1996
Manuel, Robert, rhp - 2010
 Manush, Heinie, of - 1936
Manzanillo, Josias, rhp - 1991
 Marchildon, Phil, rhp - 1950
 Marcum, Johnny, rhp - 1936-38
Marichal, Juan, rhp - 1974
 Marquardt, Ollie, 2b - 1931
Marrero, Deven, inf - 2015-17
 Marshall, Bill, ph - 1931
Marshall, Mike, 1b-of - 1990-91
 Martin, Babe, c - 1948-49
Martin, Kyle, rhp - 2017
Martinez, Anastacio, rhp - 2004
Martinez, J.D., of/dh - 2018-22
Martinez, Michael, inf-of - 2016
Martinez, Pedro, rhp - 1998-04
Martinez, Ramon, rhp - 1999-00
Martinez, Sandy, c - 2004
Martinez, Victor, c - 2009-10
 Marzano, John, c - 1987-92
Masterson, Justin, rhp - 2008-09, '15
 Masterson, Walt, rhp - 1949-52
 Matchick, Tommy, inf - 1970
 Matthews, Bill, rhp - 1909
Matsuzaka, Daisuke, rhp - 2007-12
 Mauch, Gene, 2b - 1956-57
Maxwell, Charley, of-1b - 1950-52, '54
 Mayer, Wally, c - 1917-18
 Maynard, Chick, ss - 1922
 Mays, Carl, rhp - 1915-19
Mazza, Chris, rhp - 2020
 McAuliffe, Dick, inf - 1974-75
 McBride, Tom, of - 1943-47
 McCabe, Dick, rhp - 1918
 McCall, Windy, lhp - 1948-49
 McCann, Emmett, inf - 1926
McCarthy, Tom, rhp - 1985
McCarthy, David, of-1b - 2003-05
 McCarver, Tim, c - 1974-75
 McConnell, Amby, 2b - 1908-10
 McDermott, Maurice, lhp - 1948-53
McDill, Allen, lhp - 2001
McDonald, Darnell, of - 2010-12
 McDonald, Jim, rhp - 1950
McDonald, John, inf - 2013
 McFarland, Ed, c - 1908
 McGah, Ed, c - 1946-47
McGee, Willie, of - 1995
 McGlothen, Lynn, rhp - 1972-73
 McGovern, Art, c - 1905
 McGraw, Bob, rhp - 1919
 McGuire, Deacon, c - 1907-08
McGuire, Reese, c - 2022
 McHale, Jim, of - 1908
 McHale, Marty, rhp - 1910-11, '16
 McInnis, Stuffy, 1b - 1918-21
 McKain, Archie, lhp - 1937-38
 McKeel, Walt, c - 1996-97
 McLaughlin, Jud, lhp - 1931-33

All-Time Roster, Continued

McLean, Larry, 1b - 1901
 McMahon, Doc, rhp - 1908
 McMahon, Don, rhp - 1966-67
 McManus, Marty, inf - 1931-33
 McMillan, Norm, inf - 1923
 McNair, Eric, inf - 1936-38
 McNally, Mike, inf - 1915-17, '19-20
 McNaughton, Gordon, rhp - 1932
McNeely, Jeff, of - 1993
 McNeil, Norm, c - 1919
 McWilliams, Bill, ph - 1931
 Mejías, Román, of - 1963-64
Melancon, Mark, rhp - 2012
 Mele, Sam, of - 1947-49, '54-55
Melendez, Jose, rhp - 1993-94
 Melillo, Oscar, 2b - 1935-37
Melvin, Bob, c - 1993
Mendez, Roman, rhp - 2015
Mendoza, Ramiro, rhp - 2003-04
 Menosky, Mike, of - 1920-23
 Meola, Mike, rhp - 1933, '36
Merced, Orlando, rf - 1998
Merchant, Andy, c - 1975-76
Mercker, Kent, lhp - 1999
Meredith, Cla, rhp - 2005
 Merena, Spike, lhp - 1934
Merloni, Lou, inf - 1998-03
 Merson, Jack, 2b - 1953
 Metkovich, George, of-1b - 1943-46
 Meyer, Russ, rhp - 1957
 Michaels, John, lhp - 1932
Middlebrooks, Will, 3b - 2012-14
 Midkiff, Dick, rhp - 1938
Mientkiewicz, Doug, 1b - 2004
 Miles, Dee, of - 1943
Miley, Wade, lhp - 2015
Miller, Kevin, 1b-dh - 2003-05
Miller, Andrew, lhp - 2011-14
 Miller, Bing, of - 1935-36
Miller, Corky, c - 2006
 Miller, Elmer, of - 1922
 Miller, Hack, of - 1918
Miller, Mike, inf - 2016
 Miller, Otto, 3b - 1930-32
Miller, Rick, of - 1971-77, '81-85
Miller, Trevor, lhp - 2011
Miller, Wade, rhp - 2005
 Mills, Buster, lf - 1937
 Mills, Dick, rhp - 1970
 Minarcin, Rudy, rhp - 1956-57
Minchey, Nate, rhp - 1993-94, '96
Mirabelli, Doug, c - 2001-07
Mitchell, Charlie, rhp - 1984-85
 Mitchell, Fred, rhp - 1901-02
 Mitchell, Johnny, ss - 1922-23
Mitchell, Keith, of - 1998
Mitchell, Kevin, of - 1996
 Moford, Herb, rhp - 1959
Mohr, Dustan, of - 2006
Molina, Gustavo, c - 2010
 Molyneux, Vince, rhp - 1918
 Monbouquette, Bill, rhp - 1958-65
Moncada, Yoan, inf - 2016
 Moncewicz, Freddie, ss - 1928
Montgomery, Bob, c - 1970-79
 Moore, Bill, c - 1926-27
 Moore, Wilcy, rhp - 1931-32
Morales, Franklin, lhp - 2011-13
Morehead, Dave, rhp - 1963-68
Moreland, Mitch, 1b - 2017-20
 Moret, Roger, lhp - 1970-75
 Morgan, Cy, rhp - 1907-09
 Morgan, Eddie, 1b - 1934

Morgan, Red, 3b - 1906
 Morris, Ed, rhp - 1928-31
 Morrissey, Deacon, rhp - 1901
Mortensen, Clayton, rhp - 2012-13
 Morton, Guy, c - 1954
Morton, Kevin, lhp - 1991
 Moseley, Earl, rhp - 1913
 Moser, Walter, rhp - 1911
 Moses, Jerry, c - 1965, '68-70
 Moses, Wally, of - 1946-48
 Moskiman, Doc, 1b-of - 1910
Moss, Brandon, of - 2007-08
 Moss, Les, c - 1951
Motter, Taylor, inf - 2021
Moyer, Jamie, lhp - 1996
Mueller, Bill, 3b - 2003-05
 Mueller, Gordie, rhp - 1950
 Muffett, Billy, rhp - 1960-62
Mujica, Edward, rhp - 2014-15
 Mulleavy, Greg, inf - 1933
 Muller, Freddie, inf - 1933-34
 Mulligan, Joe, rhp - 1934
 Mulroney, Frank, rhp - 1930
 Mundy, Bill, 1b - 1913
Muñoz, Yairo, of/inf - 2020-21
Murphy, David, of - 2006-07
 Murphy, Johnny, rhp - 1947
Murphy, Rob, lhp - 1989-90
Murphy, Tom, rhp - 1976-77
 Murphy, Walter, rhp - 1931
 Murray, George, rhp - 1923-24
Murray, Matt, rhp - 1995
Muser, Tony, 1b - 1969
 Musser, Paul, rhp - 1919
 Mustaikis, Alex, rhp - 1940
 Myer, Buddy, ss-3b - 1927-28
 Myers, Elmer, rhp - 1920-22
 Myers, Hap, 1b - 1910-11
Myers, Mike, lhp - 2004-05

N (35)

Nabholz, Chris, lhp - 1994
Naehring, Tim, ss-3b - 1990-97
 Nagle, Judge, rhp - 1911
Nagy, Mike, rhp - 1969-72
Napoli, Mike, 1b - 2013-15
 Narleski, Bill, inf - 1929-30
Nava, Daniel, of - 2010, '12-15
Navarro, Yamaico, ss - 2010-11
Neal, Blaine, rhp - 2005
 Neitzke, Ernie, rhp - 1921
Nelson, Bryant, inf-of - 2002
Nelson, Joe, rhp - 2004, '10
 Neubauer, Hal, rhp - 1925
Newhauser, Don, rhp - 1972-74
Newman, Jeff, c - 1983-84
 Newsom, Bobo, rhp - 1937
 Newsome, Dick, rhp - 1941-43
 Newsome, Skeeter, inf - 1941-45
 Niarhos, Gus, c - 1952-53
 Nichols, Chet, lhp - 1960-63
Nichols, Reid, of - 1980-85
 Niemiec, Al, rhp - 1934
 Niles, Harry, of-inf - 1908-10
Nipper, Al, rhp - 1983-87
Nippert, Merlin, rhp - 1962
Nixon, Otis, cf - 1994
 Nixon, Russ, c - 1960-65, '68
Nixon, Trot, rf - 1996, 1998-06
 Nixon, Willard, rhp - 1950-58
Nomo, Hideo, rhp - 2001
 Nonnenkamp, Leo, of - 1938-40
 Nourse, Chet, rhp - 1909

Nunamaker, Les, c - 1911-14
Nunez, Eduardo, inf - 2017-19
Nunnally, Jon, of - 1999

O (46)

Oberlin, Frank, rhp - 1906-07
O'Berry, Mike, c - 1979
 O'Brien, Buck, rhp - 1911-13
 O'Brien, Jack, of - 1903
O'Brien, Syd, inf - 1969
 O'Brien, Tom, of - 1949-50
 O'Doul, Lefty, lhp - 1923
Offerman, Jose, inf-dh - 1999-02
Ogando, Alexi, rhp - 2015
Oglivie, Ben, of - 1971-73
Ohka, Tomokazu, rhp - 1999-01
Ojeda, Bob, lhp - 1980-85
Okajima, Hideki, lhp - 2007-11
 Okrie, Len, c - 1952
O'Leary, Troy, of - 1995-01
Olerud, John, 1b - 2005
Oliver, Darren, lhp - 2002
 Oliver, Gene, c - 1968
Oliver, Joe, c - 2001
 Oliver, Tom, cf - 1930-33
 Olmstead, Hank, rhp - 1905
 Olson, Karl, of - 1951, '53-55
 Olson, Marv, 2b - 1931-33
 Olson, Ted, rhp - 1936-38
 O'Neill, Bill, of - 1904
 O'Neill, Emmett, rhp - 1943-45
 O'Neill, Steve, c - 1924
Ontiveros, Steve, rhp - 2000
 Orme, George, of - 1920
 O'Rourke, Frank, inf - 1922
Ort, Kaleb, rhp - 2021-22
Ortiz, David, dh-1b - 2003-16
Ortiz, Luis, 3b - 1993-94
Osich, Josh, lhp - 2020
 Osinski, Dan, rhp - 1966-67
 Ostdiek, Harry, c - 1908
 Ostermueller, Fritz, lhp - 1934-40
 Ostrowski, John, of-inf - 1948
O'Sullivan, Sean, rhp - 2016
Ottavino, Adam, rhp - 2021
 Owen, Marv, inf - 1940
 Owen, Mickey, c - 1954
Owen, Spike, ss - 1986-88
 Owens, Frank, c - 1905
Owens, Henry, lhp - 2015-16
Owings, Chris, inf - 2019

P (103)

Padilla, Vicente, rhp - 2012
 Pagliaroni, Jim, c - 1955, '60-62
 Palm, Mike, rhp - 1948
Pankovits, Jim, inf - 1990
 Papai, Al, rhp - 1950
 Pape, Larry, rhp - 1909, '11-12
Papelbon, Jonathan, rhp - 2005-11
Papi, Stan, inf - 1979-80
 Parent, Freddy, ss - 1901-07
 Parnell, Mel, lhp - 1947-56
Parrish, Larry, 1b-dh - 1988
 Partee, Roy, c - 1943-44, '46-47
 Partenheimer, Stan, lhp - 1944
 Paschal, Ben, of - 1920
 Patten, Casey, lhp - 1908
Patterson, Eric, inf-of - 2010
 Patterson, Hank, c - 1932
 Pattin, Marty, rhp - 1972-73
Pauley, David, rhp - 2006, '08
 Pavletich, Don, c - 1970-71

Paxton, Mike, rhp - 1977
 Payton, Jay, of - 2005
 Peacock, Brad, rhp - 2021
 Peacock, Johnny, c - 1937-44
 Pearce, Steve, 1b - 2018-19
 Peavy, Jake, rhp - 2013-14
 Pedroia, Dustin, 2b - 2006-19
 Peguero, Carlos, of - 2015
 Pellagrini, Eddie, inf - 1946-47
 Pemberton, Rudy, of - 1996-97
 Pena, Alejandro, rhp - 1995
 Pena, Carlos, 1b - 2006
 Pena, Jesus, lhp - 2000
 Pena, Juan, rhp - 1999
 Peña, Tony, c - 1990-93
 Pena, Willy Mo, of-dh - 2006-07
 Pennington, Brad, lhp - 1996
 Pennock, Herb, lhp - 1915-17, '19-22, '34
 Penny, Brad, rhp - 2009
 Peraza, José, inf - 2020
 Pérez, Martin, lhp - 2020-21
 Perez, Tony, 1b-dh - 1980-82
 Perisho, Matt, lhp - 2005
 Perrin, Jack, of - 1921
 Person, Robert, rhp - 2003
 Pertica, Bill, rhp - 1918
 Pesky, Johnny, ss-3b - 1942, '46-52
 Petagine, Roberto, 1b - 2005
 Peters, Gary, lhp - 1970-72
 Peterson, Bob, c - 1906-07
 Petrocelli, Rico, ss-3b - 1963, '65-76
 Petry, Dan, rhp - 1991
 Pham, Tommy, of - 2022
 Philley, Dave, of - 1962
 Phillips, Brandon, inf - 2018
 Phillips, Ed, rhp - 1970
 Pichardo, Hipolito, rhp - 2000-01
 Picinich, Val, c - 1923-25
 Pickering, Calvin, 1b-dh - 2001
 Pickering, Urbane, 3b - 1931-32
 Pierce, Jeff, rhp - 1995
 Piercy, Bill, rhp - 1922-24
 Piersall, Jimmy, cf - 1950, '52-58
 Pierzynski, A.J., c - 2014
 Pillar, Kevin, of - 2020
 Pineiro, Joel, rhp - 2007
 Pipgras, George, rhp - 1933-35
 Pirkil, Greg, 1b - 1996
 Pittenger, Pinky, of-inf - 1921-23
 Pivetta, Nick, rhp - 2020-22
 Pizarro, Juan, lhp - 1968-69
 Plantier, Phil, of - 1990-92
 Plawecki, Kevin, c - 2020-22
 Plews, Herb, 2b - 1959
 Plympton, Jeff, rhp - 1991
 Podsednik, Scott, of - 2012
 Poindexter, Jennings, lhp - 1936
 Pole, Dick, rhp - 1973-76
 Polly, Nick, 3b - 1945
 Pomeranz, Drew, lhp - 2016-18
 Pond, Ralph, of - 1910
 Porcello, Rick, rhp - 2015-19
 Poquette, Tom, of - 1979, '81
 Porter, Dick, of - 1934
 Porterfield, Bob, rhp - 1956-58
 Portugal, Mark, rhp - 1999
 Potter, Nelson, rhp - 1941
 Poulsen, Ken, inf - 1967
 Poyner, Bobby, lhp - 2018-19
 Pozo, Arquimede, inf - 1996-97
 Pratt, Del, 2b - 1921-22
 Pratt, Larry, c - 1914
 Prentiss, George, rhp - 1901-02

Price, David, lhp - 2016-19
 Price, Joe, lhp - 1989
 Pride, Curtis, of-dh - 1997, '00
 Prothro, Doc, 3b - 1925
 Puiett, Tex, rhp - 1907-08
 Puello, César, of - 2020
 Pulsipher, Bill, lhp - 2001
 Punto, Nick, inf - 2012
 Purtell, Billy, inf - 1910-11
 Pytlak, Frankie, c - 1941, '45-46

Q (6)

Quantrill, Paul, rhp - 1992-94
 Quinn, Frank, rhp - 1949-50
 Quinn, Jack, rhp - 1922-25
 Quinones, Rey, ss - 1986
 Quintana, Carlos, 1b-of - 1988-91, '93
 Quiroz, Guillermo, c - 2012

R (108)

Radatz, Dick, rhp - 1962-66
 Rader, Dave, c - 1980
 Rainey, Chuck, rhp - 1979-82
 Ramirez, Erasmo, rhp - 2019
 Ramirez, Hanley, inf - 2005, '15-18
 Ramirez, Manny, lf - 2001-08
 Ramirez, Noe, rhp - 2015-17
 Ramirez, Ramon, rhp - 2009-10
 Ranaudo, Anthony, rhp - 2014
 Rapp, Pat, rhp - 1999
 Reardon, Jeff, rhp - 1990-92
 Reder, Johnny, 1b - 1932
 Reddick, Josh, of - 2009-11
 Reed, Addison, rhp - 2017
 Reed, Jerry, rhp - 1990
 Reed, Jody, 2b-ss - 1987-92
 Reese, Pokey, ss-2b - 2004
 Reeves, Bobby, inf - 1929-31
 Refsnyder, Rob, of - 2022
 Regan, Bill, 2b - 1926-30
 Rehg, Wally, of - 1913-15
 Reichle, Dick, of - 1922-23
 Remlinger, Mike, lhp - 2005
 Remmerswaal, Win, rhp - 1979-80
 Remy, Jerry, 2b - 1978-84
 Renda, Tony, inf - 2018
 Renfroe, Hunter, of - 2021
 Renko, Steve, rhp - 1979-80
 Renna, Bill, of - 1958-59
 Renteria, Edgar, ss - 2005
 Repko, Jason, of - 2012
 Repulski, Rip, of - 1960-61
 Reyes, Carlos, rhp - 1998
 Reyes, Dennys, lhp - 2011
 Reynolds, Carl, of - 1934-35
 Rhodes, Gordon, rhp - 1932-35
 Rhodes, Tuffy, of - 1995
 Rhyne, Hal, ss - 1929-32
 Rice, Jim, lf-dh - 1974-89
 Rich, Woody, rhp - 1939-41
 Richards, Garrett, rhp - 2021
 Richardson, Dustin, lhp - 2009-10
 Richardson, Jeff, inf - 1993
 Richter, Al, ss - 1951, '53
 Riggert, Joe, of - 1911
 Rigney, Topper, ss - 1926-27
 Riles, Ernest, inf - 1993
 Rios, Yacksel, rhp - 2021
 Ripley, Allen, rhp - 1978-79
 Ripley, Walt, rhp - 1935
 Rising, Pop, of - 1905
 Riske, David, rhp - 2006
 Ritchie, Jay, rhp - 1964-65

Rivera, Luis, ss - 1989-93
 Rivero, Carlos, inf - 2014
 Roberts, Dave, of - 2004
 Roberts, Ryan, inf - 2014
 Robidoux, Billy Jo, 1b - 1990
 Robinson, Aaron, c - 1951
 Robinson, Floyd, of - 1968
 Robinson, Jack, rhp - 1949
 Robles, Hansel, rhp - 2021-22
 Rochford, Mike, lhp - 1988-90
 Rodgers, Bill, 2b - 1915
 Rodriguez, Carlos, inf - 1994-95
 Rodriguez, Eduardo, lhp - 2015-19, '21
 Rodriguez, Frankie, rhp - 1995
 Rodriguez, Steve, inf - 1995
 Rodriguez, Tony, inf - 1996
 Rogell, Billy, inf - 1925, '27-28
 Rogers, Lee, lhp - 1938
 Roggenbuck, Garry, lhp - 1966, '68-69
 Rohr, Billy, lhp - 1967
 Rollings, Red, inf - 1927-28
 Romero, Ed, inf - 1986-89
 Romero, J.C., lhp - 2007
 Romero, Mandy, c - 1998
 Romero, Niuman, inf - 2010
 Romine, Kevin, of - 1985-91
 Romo, Vicente, rhp - 1969-70
 Rosar, Buddy, c - 1950-51
 Rose, Brian, rhp - 1997-00
 Rosenthal, Simon, of - 1925-26
 Ross, Buster, lhp - 1924-26
 Ross, Cody, of - 2012
 Ross, David, c - 2008, '13-14
 Ross Jr., Robbie, lhp - 2015-17
 Roth, Braggio, cf - 1919
 Rothrock, Jack, rhp - 1925-32
 Rowland, Rich, c - 1994-95
 Royer, Stan, inf - 1994
 Rudi, Joe, of - 1981
 Ruel, Muddy, c - 1921-22, '31
 Ruffing, Red, rhp - 1924-30
 Runnels, Pete, 2b-1b - 1958-62
 Rupe, Ryan, rhp - 2003
 Russell, Allan, rhp - 1919-22
 Russell, Jack, rhp - 1926-32, '36
 Russell, Jeff, rhp - 1993-94
 Russell, Rip, 3b - 1946-47
 Ruth, Babe, lhp-of - 1914-19
 Rutledge, Josh, inf - 2015-17
 Ryan, Jack, rhp - 1909
 Ryan, Jack, of - 1929
 Ryan, Ken, rhp - 1992-95
 Ryan, Mike, c - 1964-67
 Ryba, Mike, rhp - 1941-46
 Rye, Gene, of - 1931

S (195)

Säberhagen, Bret, rhp - 1997-01
 Sadler, Donnie, 2b-ss - 1998-00
 Sadowski, Bob, rhp - 1966
 Sadowski, Ed, c - 1960
 Saito, Takashi, rhp - 2009
 Sale, Chris, lhp - 2017-19, '21-22
 Saltalamacchia, Jarrod, c - 2010-13
 Sambito, Joe, lhp - 1986-87
 Sanchez, Angel, inf - 2010
 Sanchez, Freddy, inf - 2002-03
 Sanchez, Rey, inf - 2002
 Sánchez, Yolmer, inf - 2022
 Sanders, Ken, rhp - 1966
 Sandoval, Pablo, 3b - 2015-17
 Santana, Danny, inf/of - 2021
 Santana, Marino, rhp - 1999

All-Time Roster, Continued

Santiago, Jose, rhp - 1966-70
Santos, Angel, inf - 2001
Satriano, Tom, c - 1969-70
Sauerbeck, Scott, lhp - 2003
Sawamura, Hirokazu, rhp - 2021-22
Sax, Dave, c - 1985-87
 Sayles, Bill, rhp - 1939
 Scarborough, Ray, rhp - 1951-52
 Scarritt, Russ, lf - 1929-31
 Schang, Wally, c-of - 1918-20
 Schanz, Charley, rhp - 1950
 Scherbarth, Bob, c - 1950
 Schilling, Chuck, 2b - 1961-65
Schilling, Curt, rhp - 2004-07
Schiraldi, Calvin, rhp - 1986-87
Schlesinger, Bill, of - 1965
 Schlitzer, Biff, rhp - 1909
 Schmees, George, lhp - 1952
Schmidt, Dave, c - 1981
 Schmitz, Johnny, lhp - 1956
Schoeneweis, Scott, lhp - 2010
 Schofield, Dick, inf - 1969-70
Schourek, Pete, lhp - 1998, '00-01
 Schrecongost, Ossee, c - 1901
Schreiber, John, rhp - 2021-22
 Schroll, Al, rhp - 1958-59
Schwall, Don, rhp - 1961-62
Schwarber, Kyle, of - 2021
 Scott, Everett, ss - 1914-21
 Scott, George, 1b - 1966-71, '77-79
Scott, Robby, lhp - 2016-18
Scutaro, Marco, ss - 2010-11
Seabold, Connor, rhp - 2021-22
Seanez, Rudy, rhp - 2003, '06
 Seaver, Tom, rhp - 1986
 Seeds, Bob, inf-of - 1933-34
Segui, Diego, rhp - 1974-75
Seibel, Phil, lhp - 2004
 Selbach, Kip, of - 1904-06
Selby, Bill, inf - 1996
Sele, Aaron, rhp - 1993-97
Sellers, Jeff, rhp - 1985-88
Selsky, Steve, of-inf - 2017
 Settlemyre, Merle, lhp - 1928
 Shaner, Wally, of - 1926-27
 Shanks, Howard, inf - 1923-24
 Shannon, Red, 2b - 1919
 Shaw, Al, c - 1907
Shaw, Travis, inf - 2015-16, '21-22
Shawaryn, Mike, rhp - 2019
 Shea, John, lhp - 1928
 Shea, Merv, c - 1933
Sheaffer, Danny, c - 1987
Shealy, Ryan, 1b - 2010
 Shean, Dave, 2b - 1918-19
Sheets, Andy, inf - 2000
Sheldon, Rollie, rhp - 1966
Shepherd, Keith, rhp - 1995
 Sheridan, Neill, of - 1948
 Shields, Ben, lhp - 1930
Shiell, Jason, rhp - 2003
 Shofner, Strick, 3b - 1947
Shoppach, Kelly, c - 2005, '12
 Shore, Ernie, rhp - 1914-17
 Short, Bill, lhp - 1966
 Shorten, Chick, of - 1915-17
Shouse, Brian, lhp - 1998
Shumpert, Terry, inf - 1995
 Siebern, Norm, 1b-of - 1967-68
Siebert, Sonny, rhp - 1969-73
 Simmons, Al, of - 1943
 Simmons, Pat, rhp - 1928-29

Sisler, Dave, rhp - 1956-59
Sizemore, Grady, of - 2014
Sizemore, Ted, 2b - 1979-80
 Skinner, Camp, of - 1923
Skok, Craig, lhp - 1973
 Slattery, Jack, c - 1901
 Slayton, Steve, rhp - 1928
Slocumb, Heathcliff, rhp - 1996-97
 Small, Charley, of - 1930
 Smith, Al, 3b-of - 1964
 Smith, Bob, lhp - 1955
 Smith, Bob Riverboat, lhp - 1958
 Smith, Broadway Aleck, c - 1903
Smith, Carson, rhp - 2016-18
 Smith, Charley, rhp - 1909-11
Smith, Chris, rhp - 2008
Smith, Dan, rhp - 2000
 Smith, Doug, lhp - 1912
 Smith, Eddie, lhp - 1947
 Smith, Elmer, of - 1922
 Smith, Frank, rhp - 1910-11
 Smith, George, C., 2b - 1966
 Smith, George, S., rhp - 1930
 Smith, John, 1b - 1931
Smith, Josh, rhp - 2019
Smith, Lee, rhp - 1988-90
 Smith, Paddy, c - 1920
Smith, Pete, rhp - 1962-63
Smith, Reggie, cf-rf - 1966-73
Smith, Zane, lhp - 1995
Smithson, Mike, rhp - 1988-89
Smoltz, John, rhp - 2009
 Snell, Wally, c - 1913
Snopek, Chris, inf - 1998
Snow, J.T., 1b - 2006
Snyder, Brandon, inf - 2013
Snyder, Earl, 3b - 2004
Snyder, Kyle, rhp - 2006-08
 Solters, Moose, of - 1934-35
 Sommers, Rudy, lhp - 1926-27
 Sothoron, Allan, rhp - 1921
 Spanswick, Bill, lhp - 1964
 Sparks, Tully, rhp - 1902
 Speaker, Tris, cf - 1907-15
Spears, Nate, inf - 2011-12
 Spence, Stan, of - 1940-41, '48-49
 Spencer, Tubby, c - 1909
 Spognardi, Andy, inf - 1932
Sprague, Ed, inf - 2000
 Spring, Jack, lhp - 1957
Springs, Jeffrey, lhp - 2020
Sprowl, Bobby, lhp - 1978
 Stahl, Chick, cf - 1901-06
 Stahl, Jake, 1b-c - 1903, '08-10, '12-13
Stairs, Matt, of - 1995
 Stallard, Tracy, rhp - 1960-62
 Standaert, Jerry, 1b - 1929
 Stange, Lee, rhp - 1966-70
Stanifer, Rob, rhp - 2000
Stanley, Bob, rhp - 1977-89
Stanley, Mike, c-1b - 1996-00
 Stansbury, John, 3b - 1918
Stanton, Mike, lhp - 1995-96, '05
Stapleton, Dave, inf - 1980-86
 Statz, Jigger, of - 1920
 Steele, Elmer, rhp - 1907-09
 Steiner, Ben, 2b - 1945-46
 Steiner, Red, c - 1945
Stenhouse, Mike, of-1b - 1986
 Stephens, Gene, of - 1952-53, '55-60
 Stephens, Vern, ss-3b - 1948-52
 Stephenson, Jerry, rhp - 1963, '65-68

Stern, Adam, of - 2005-06
 Stewart, Sammy, rhp - 1986
Stewart, Zach, rhp - 2012
Stigman, Dick, lhp - 1966
 Stimson, Carl, rhp - 1923
 Stobbs, Chuck, lhp - 1947-51
Stock, Robert, rhp - 2020
 Stokes, Al, c - 1925-26
 Stone, Dean, lhp - 1957
 Stone, George, of - 1903
Stone, Jeff, of - 1989-90
 Storie, Howie, c - 1931-32
Story, Trevor, 2b - 2022
Strahm, Matt, lhp - 2022
 Stringer, Lou, inf - 1948-50
 Strunk, Amos, of - 1918-19
 Stuart, Dick, 1b - 1963-64
 Stumpf, George, of - 1931-33
 Sturdivant, Tom, rhp - 1960
Stynes, Chris, inf-of - 2001
 Suchecki, Jim, rhp - 1950
 Sullivan, Denny, cf - 1907-08
 Sullivan, Frank, rhp - 1953-60
 Sullivan, Haywood, c - 1955, '57, '59-60
Sullivan, Marc, c - 1982, '84-87
 Sumner, Carl, of - 1928
Suppan, Jeff, rhp - 1995-97, '03
 Susce, George, D., rhp - 1955-58
Sutton, Drew, inf - 2011
 Swanson, Bill, inf - 1914
 Sweeney, Bill, 1b - 1930-31
Sweeney, Ryan, of - 2012
Swihart, Blake, c-of - 2015-19
Swindle, Greg, lhp - 1998
 Swormstedt, Len, rhp - 1906

T (58)

Tabor, Jim, 3b - 1938-44
 Taft, Doug, of - 1928-29
Tanana, Frank, lhp - 1981
 Tannehill, Jesse, lhp - 1904-08
Tapia, Domingo, rhp - 2020
 Tarbert, Arlie, of - 1927-28
Tartabull, Jose, of - 1966-68
Tarver, La Schelle, of - 1986
Tasby, Willie, cf - 1960
 Tate, Bennie, c - 1932
Tatum, Jim, 3b - 1996
Tatum, Ken, rhp - 1971-73
Tavares, Jesus, of - 1997
Tavarez, Julian, rhp - 2006-08
Taylor, Ben, rhp - 2017
 Taylor, Harry, rhp - 1950-52
Taylor, Josh, lhp - 2019-21
Taylor, Scott, lhp - 1992-93
Tazawa, Junichi, rhp - 2009, '11-16
 Tebbetts, Birdie, c - 1947-50
 Terry, Yank, rhp - 1940, '42-45
 Thielman, Jake, rhp - 1908
 Thomas, Blaine, rhp - 1911
 Thomas, Fred, 3b - 1918
Thomas, George, of - 1966-71
Thomas, Justin, lhp - 2012
 Thomas, Lee, 1b-rf - 1964-65
 Thomas, Pinch, c - 1912-17
 Thomas, Tommy, rhp - 1937
 Thomson, Bobby, of - 1960
 Thoney, Jack, of - 1908-09, '11
 Thormahlen, Hank, lhp - 1921
Thornburg, Tyler, rhp - 2018-19
Thornton, Matt, lhp - 2013
 Throneberry, Fay, of - 1952, '55-57

Thurston, Joe, inf - 2008**Tiant, Luis, rhp - 1971-78**

Tillman, Bob, c - 1962-67

Timlin, Mike, rhp - 2003-08

Tinsley, Lee, of - 1994-96

Tobin, Jack, of - 1926-27

Tobin, Jackie, 3b - 1945

Toldt, Phil, 1b - 1924-30

Tolar, Kevin, rhp - 2003**Tomberlin, Andy, of - 1994**

Tonneman, Tony, c - 1911

Torrez, Mike, rhp - 1978-82**Traber, Billy, lhp - 2009****Trautwein, John, rhp - 1988****Travis, Sam, 1b - 2017-19****Triggs, Andrew, rhp - 2020**

Trimble, Joe, rhp - 1955

Tricek, Ricky, rhp - 1994, '97

Trout, Dizzy, rhp - 1952

Truesdale, Frank, 2b - 1918

Trujillo, Mike, rhp - 1985-86**Tudor, John, lhp - 1979-83**

Turley, Bob, rhp - 1963

U (4)**Uehara, Koji, rhp - 2013-16**

Umphlett, Tom, cf - 1953

Unglaub, Bob, inf - 1904-05, '07-08

Urbina, Ugueth, rhp - 2001-02**V (35)**

Vache, Tex, of - 1925

Valdez, Carlos, rhp - 1998

Valdez, Julio, ss - 1980-83

Valdez, Phillips, rhp - 2020-22**Valdez, Sergio, rhp - 1994****Valencia, Danny, 3b - 2012****Valentin, John, ss-3b - 1992-01****Valle, Dave, c - 1994**

Van Camp, Al, of-1b - 1931-32

Vandenburg, Hy, rhp - 1935

Van Buren, Jermaine, rhp - 2006

Van Dyke, Ben, lhp - 1912

VanEgmond, Tim, rhp - 1994-95**Van Every, Jonathan, of - 2008-10****Varitek, Jason, c - 1997-11**

Varvaro, Anthony, rhp - 2015

Vaughn, Mo, 1b - 1991-98**Vázquez, Christian, c - 2014, '16-22****Vazquez, Ramon, inf - 2005**

Veach, Bobby, rhp - 1924-25

Veale, Bob, lhp - 1972-74**Velazquez, Gil, inf - 2008-09****Velazquez, Hector, rhp - 2017-19****Veras, Dario, rhp - 1998****Veras, Wilton, 3b - 1999-00****Verdugo, Alex, of - 2020-22**

Vernon, Mickey, 1b - 1956-57

Vick, Sammy, of - 1921

Victorino, Shane, of - 2013-15**Villarreal, Brayan, rhp - 2013****Viola, Frank, lhp - 1992-94**

Vitt, Oscar, inf - 1919-21

Vollmer, Clyde, of - 1950-53

Volz, Jake, rhp - 1901

Vosmik, Joe, lf - 1938-39

W (112)**Wacha, Michael, rhp - 2022**

Wade, Jake, lhp - 1939

Wagner, Charlie, rhp - 1938-42, '46

Wagner, Billy, lhp - 2009**Wagner, Gary, rhp - 1969-70**

Wagner, Hal, c - 1944, '46-47

Wagner, Heinie, ss-2b - 1906-13, '15-16, '18

Wakefield, Tim, rhp - 1995-11

Walberg, Rube, lhp - 1934-37

Walden, Marcus, rhp - 2018-20**Walker, Chico, of - 1980-81, '83-84**

Walker, Tillie, cf - 1916-17

Walker, Todd, 2b - 2003

Wall, Murray, rhp - 1957-59

Walsh, Jimmy, of - 1916-17

Walters, Bucky, inf - 1933-34

Walters, Fred, c - 1945

Walters, Roxy, c - 1919-23

Wambsganss, Bill, 2b - 1924-25

Wanninger, Pee Wee, ss - 1927

Warner, John, c - 1902

Warstler, Rabbit, ss-2b - 1930-33

Wasdin, John, rhp - 1997-00**Waslewski, Gary, rhp - 1967-68**

Watson, Bob, 1b - 1979

Watwood, Johnny, of-1b - 1932-33

Weaver, Monte, rhp - 1939

Webb, Earl, rf - 1930-32

Weber, Ryan, rhp - 2019-21**Webster, Allen, rhp - 2013-14****Webster, Lenny, c - 1999**

Webster, Ray, 2b - 1960

Wedge, Eric, c - 1991-92, '94**Weeks, Jemile, inf-of - 2014-15**

Weiland, Bob, lhp - 1932-34

Weiland, Kyle, rhp - 2011

Welch, Frank, of - 1927

Welch, Herb, ss - 1925

Welch, Johnny, rhp - 1932-36

Wells, David, lhp - 2005-06

Welzer, Tony, rhp - 1926-27

Wenz, Fred, rhp - 1968-69

Werber, Bill, inf - 1933-36

Werle, Bill, lhp - 1953-54

Wertz, Vic, 1b - 1959-61

West, David, lhp - 1998

Wheeler, Dan, rhp - 2011**White, Matt, lhp - 2003**

White, Sammy, c - 1951-59

Whiteman, George, of - 1907, '18

Whiten, Mark, rf - 1995**Whitlock, Garrett, rhp - 2021-22****Whitt, Ernie, c - 1976**

Widmar, Al, rhp - 1947

Wight, Bill, lhp - 1951-52

Wilber, Del, c - 1952-54

Wilhoit, Joe, of - 1919

Williams, Dana, lf - 1989

Williams, Dave, lhp - 1902

Williams, Denny, of - 1924-25, '28

Williams, Dib, inf - 1935

Williams, Dick, inf-of - 1963-64

Williams, Ken, of - 1928-29

Williams, Randy, lhp - 2011

Williams, Rip, 1b-c - 1911

Williams, Stan, rhp - 1972

Williams, Ted, lf - 1939-42, '46-60

Williamson, Scott, rhp - 2003-04**Willoughby, Jim, rhp - 1975-77****Wills, Ted, lhp - 1959-62****Wilson, Alex, rhp - 2013-14**

Wilson, Archie, of - 1952

Wilson, Duane, lhp - 1958

Wilson, Earl, rhp - 1959-60, '62-66

Wilson, Gary, 2b - 1902

Wilson, Jack, rhp - 1935-41

Wilson, Jim, rhp - 1945-46

Wilson, John, rhp - 1927-28

Wilson, Les, of - 1911

Wilson, Squanto, 1b - 1914

Wiltse, Hal, lhp - 1926-28

Winkowski, Josh, rhp - 2022

Wingfield, Ted, rhp - 1924-27

Winn, George, lhp - 1919

Winningham, Herm, of - 1992

Winsett, Tom, rhp - 1930-31, '33

Winter, George, rhp - 1901-08

Winters, Clarence, rhp - 1924

Wise, Rick, rhp - 1974-77

Wittig, Johnny, rhp - 1949

Wolcott, Bob, rhp - 1999**Wolfe, Larry, inf - 1979-80**

Wolter, Harry, lhp - 1909

Wong, Connor, c - 2021-22

Wood, Smoky Joe, rhp - 1908-15

Wood, Joe, rhp - 1944

Wood, Ken, of - 1952

Wood, Wilbur, lhp - 1961-64**Woodard, Steve, rhp - 2003**

Woods, John, rhp - 1924

Woods, Pinky, rhp - 1943-45

Woodward, Chris, inf - 2009**Woodward, Rob, rhp - 1985-88****Wooten, Shawn, c-of - 2005****Workman, Brandon, rhp - 2013-14, '17-21**

Workman, Hoge, rhp - 1924

Worthington, Al, rhp - 1960**Wright, Jim, rhp - 1978-79****Wright, Steven, rhp - 2013-19**

Wright, Tom, of - 1948-51

Wyatt, John, rhp - 1966-68

Wyckoff, John, rhp - 1916-18

X (0)**Y (8)****Yastrzemski, Carl, lf-1b - 1961-83**

Yerkes, Steve, 2b-ss - 1909, '11-14

York, Harry, 1b - 1946-47

Youkilis, Kevin, 1b-3b - 2004-12**Young, Chris, of - 2016-17**

Young, Cy, rhp - 1901-08

Young, Matt, lhp - 1991-92**Young, Tim, lhp - 2000****Z (8)**

Zahniser, Paul, rhp - 1925-26

Zarilla, Al, of - 1949-50, '52-53

Zauchin, Norm, 1b - 1951, '55-57

Zeiser, Matt, rhp - 1914

Ziegler, Brad, rhp - 2016**Zink, Charlie, rhp - 2008**

Zuber, Bill, rhp - 1946-47

Zupcic, Bob, of - 1991-94

All-Time Roster, Continued

All-Time Red Sox Managers (With Positions As Players)

*Baker, Del, c - 1960
Barrow, Ed - 1918-20 (no pro exp.)
Barry, Jack, ss-2b - 1917
Boudreau, Lou, ss - 1952-54
Carrigan, Bill, c - 1913-16, '27-29
Chance, Frank, 1b - 1923
Collins, Jimmy, 3b - 1901-06
Collins, Shano, of - 1931-32
Cora, Alex, inf - 2018-19, '21-22
Cronin, Joe, ss - 1935-47
Donovan, Patsy, of - 1910-11
Duffy, Hugh, of - 1921-22
Farrell, John, rhp - 2013-17
Fohl, Lee, c - 1924-26
Francona, Terry, inf-of - 2004-11
Harris, Bucky, 2b - 1934
Herman, Billy, 2b - 1964-66

Higgins, Mike, 3b - 1955-59, '60-62
Hobson, Butch, 3b - 1992-94
Houk, Ralph, c - 1981-84
Huff, George, c - 1907
Johnson, Darrell, c - 1974-76
Jorges, Billy, inf - 1959-60
Kasko, Eddie, ss - 1970-73
Kennedy, Kevin, c - 1995-96
Kerrigan, Joe, rhp - 2001
Lake, Fred, c - 1908-09
Little, Grady, c - 2002-03
***Lovullo, Torey, inf - 2015**
McCarthy, Joe, inf-of - 1948-50
McGuire, Deacon, c - 1907-08
McManus, Marty, inf - 1932-33
McNamara, John, c - 1985-88
Morgan, Joe, inf - 1988-91

O'Neill, Steve, c - 1950-51
Pesky, Johnny, ss-3b - 1963-64, *80
*Popowski, Eddie, inf - 1969, '73
Roenicke, Ron, of - 2020
*Runnels, Pete, 2b-1b - 1966
Stahl, Chick, cf - 1906
Stahl, Jake, 1b-c - 1912-13
Unglaub, Bob, inf - 1907
Valentine, Bobby, of - 2012
Wagner, Heinie, ss-2b - 1930
Williams, Dick, inf-of - 1967-69
Williams, Jim, inf - 1997-01
*York, Rudy, 1b - 1959
*Young, Cy, rhp - 1907
Zimmer, Don, inf - 1976-80

*Interim Manager

All-Time Red Sox Coaches (1921-2022) and Head Trainers (1940-2022)

Alicea, Luis - 2007-08
Allenson, Gary - 1992-94
Amaro Jr., Ruben - 2016-17
Bailey, Buddy - 2000
Baker, Del - 1945-48, '53-60
Bannister, Brian - 2016-19
Barkett, Andy - 2018-19
Berardino, Dick - 1989-91
Berg, Moe - 1939-41
Beyeler, Arnie - 2013-15
Bjornson, Craig - 2018-19
Bogar, Tim - 2009-12
Brown, Mace - 1965
Bryant, Don - 1974-76
Bumbry, Al - 1988-93
Burke, Jimmy - 1921-23
Burleson, Rick - 1992-93
Burns, Jack - 1955-59
Burwell, Bill - 1944
Bush, Dave - 2020-22
Butterfield, Brian - 2013-17
Camilli, Doug - 1970-73
Carey, Tom - 1946-47
Carlucci, Dave - 1996
Cloninger, Tony - 2002-03
Colbrunn, Greg - 2013-14
Coleman, Bob - 1928
Combs, Earl - 1948-52
Cubbage, Mike - 2002-03
Cumberland, John - 1995, '99-01
Cuyler, Kiki - 1949
Daly, Tom - 1933-46
Davis, Chili - 2015-17
DiSarcina, Gary - 2017
Dobson, Joe - 1954
Doerr, Bobby - 1967-69
Dorish, Harry - 1963
Down, Rick - 2001
Duffy, Hugh - 1931, '39
Easler, Mike - 1993-94
Ellis, Sammy - 1996
Evans, Dwight - 2002
Falk, Bibb - 1934
Farrell, John - 2007-10
Fatse, Peter - 2020-22
Febles, Carlos - 2018-22
Ferriss, Dave - 1955-59
Fischer, Bill - 1985-91
Fox, Andy - 2022
Gale, Rich - 1992-93
Gardner, Billy - 1965-66
Goodwin, Tom - 2018-21
***Gregson, Goose - 2003**
Haddix, Harvey - 1971
Hale, DeMarlo - 2006-11
Harper, Tommy - 1980-84, '00-02
Haselman, Bill - 2005-06
Hebner, Richie - 1989-91

Herman, Billy - 1960-64
Hriniak, Walt - 1977-88
Hulswitt, Rudy - 1931-33
Hyers, Tim - 2014*, '18-21
Jackson, Al - 1977-79
Jackson, Ron - 2003-06
Jauss, Dave - 1997-99, '01
Johnson, Darrell - 1968-69
Johnson, Ron - 2010-11
Johnson, Tim - 1995-96
Jones, Lynn - 2004-05
Kerrigan, Joe - 1997-01
Kim, Wendell - 1997-00
Kipper, Bob - 2002
Lachemann, Rene - 1985-86
Lakeman, Al - 1963-64, '67-69
Lamont, Gene - 2001
Leifield, Lefty - 1924-26
Lenhardt, Don - 1970-73
LeVangie, Dana - 2013-19
Little, Grady - 1997-99
Lovullo, Torey - 2013-16
Magadan, Dave - 2007-12
Maglie, Sal - 1960-62, '66-67
Malmberg, Harry - 1963-64
Mayo, Eddie - 1951
McCallister, Jack - 1930
McClure, Bob - 2012
McKechnie, Bill - 1952-53
McLaren, John - 1991
McNertney, Jerry - 1988
Melillo, Oscar - 1952-53
Miller, Bing - 1937
Mills, Brad - 2004-09
Mills, Buster - 1954
Morgan, Joe - 1985-88
Narron, Jerry - 2003, '20
Niemann, Randy - 2012
Nieves, Juan - 2013-15
Nipper, Al - 1995-96, '06
Norman, Nelson - 2001
Ochoa, Alex - 2012
Okrie, Len - 1961-62, '65-66
Oliver, Dave - 1995-96
O'Neill, Steve - 1950
Onslow, Jack - 1934
Ortiz, Luis - 2022
Owen, Mickey - 1955-56
Pennock, Herb - 1936-39
Pesky, Johnny - 1975-84
Podres, Johnny - 1980
Pole, Dick - 1998
Popowski, Eddie - 1967-74, '76
Rice, Jim - 1995-00
Roarke, Mike - 1994
Rodriguez, Victor - 2013-17
Roenicke, Ron - 2018-19
Rojas, Euclides - 2003-04

Rosenthal, Ben - 2022
Royster, Jerry - 2012
Runnels, Pete - 1965-66
Ryan, John - 1923-27
Schacht, Al - 1935-36
Schreiber, Paul - 1947-58
Schulte, John - 1949-50
Shellenback, Frank - 1940-44
Slider, Rac - 1987-90
Stange, Lee - 1972-74, '81-84
Stanley, Mike - 2002
Starrette, Herm - 1955-97
Susce, George, C.M. - 1950-54
Sveum, Dale - 2004-05
Thomas, George - 1970
Torchia, Tony - 1985
Treuel, Ralph - 2001, '06
Tuck, Gary - 2007-12
Turley, Bob - 1964
Varitek, Jason - 2021-22
Vázquez, Ramón - 2018-22
Venable, Will - 2021-22
Wagner, Charlie - 1970
Wagner, Heinie - 1927-29
Walker, Kevin - 2020-22
****Wallace, Dave - 2003-06**
Wathan, John - 1994
White, Frank - 1994-96
Williams, Dallas - 2003
Williams, Stan - 1975-76
Willis, Carl - 2015-17
Woodall, Larry - 1942-48
York, Rudy - 1959-62
Yost, Eddie - 1977-84
Young, Curt - 2011
Zimmer, Don - 1974-76, '92

*interim **interim in 2003

HEAD TRAINERS

Fadden, Jack - 1950-65
Froelich, Ed - 1948-50
*Green, Win - 1940-47
Jameyson, Rick - 2012-15
LeRoux, Buddy - 1966-74
Lessard, Paul - 2006-09
Moss, Charlie - 1975-94
Pearson, Brad - 2015-22
Reinold, Mike - 2010-11
Rowe, Jim - 1995-05
****Zawacki, Rich - 1981-2000**

*Green was assistant trainer from the mid-1950s through the 1960s.

**Zawacki was the physical therapist with the Red Sox from 1981 and began traveling with the team full-time in 1990.

Relatives Who Played For the Red Sox

BROTHERS	POS.	YEARS	FATHERS/SONS	POS.	YEARS
Barrett, Marty	2B	1982-90	Camilli, Dolf	1B	1945
Barrett, Tommy	2B	1992	Camilli, Doug	Coach	1970-73
Carlyle, Roy	OF	1925-26	Connolly, Sr., Ed	C	1929-32
Carlyle, Cleo	OF	1927	Connolly, Jr., Ed	LHP	1964
Conigliaro, Tony	OF, DH	1964-67, 69-70, 75	Ellsworth, Dick	LHP	1968-69
Conigliaro, Billy	OF	1969-71	Ellsworth, Steve	RHP	1988
Drew, J.D.	RF	2007-11	Ripley, Walt	RHP	1935
Drew, Stephen	SS	2013	Ripley, Allen	RHP	1978-79
Ferrell, Rick	C	1933-37	Sullivan, Haywood	C	1955, '57, 1959-60
Ferrell, Wes	RHP	1934-37	Sullivan, Marc	C	1982, '84-'87
Gaston, Alex	C	1926, 1929	Wood, Smoky Joe	RHP	1908-15
Gaston, Milt	RHP	1929-31	Wood, Joe	RHP	1944
Heving, Johnnie	C	1924-25, 1928-30	GRANDFATHER/SON	POS.	YEARS
Heving, Joe	RHP	1938-40	Collins, John "Shano"	OF	1921-25
Hughes, Long Tom	RHP	1902-03	Gallagher, Bob	PH-PR	1972
Hughes, Ed	RHP	1905-06	Dente, Sam	3B	1947
Johnson, Roy	OF	1932-35	Porcello, Rick	RHP	2015-18
Johnson, Bob	OF	1944-45	UNCLE/NEPHEW	POS.	YEARS
Martinez, Pedro	RHP	1998-04	Aviles, Ramon	INF	1977
Martinez, Ramon	RHP	1999-00	Aviles, Mike	INF	2011-12
Sadowski, Ed	C	1960	Batts, Matt	C	1947-51
Sadowski, Bob	RHP	1966	Heep, Danny	OF	1989-90
			Dallessandro, Dom	OF	1937
			Gernert, Dick	1B-OF	1952-59

Red Sox Hall of Fame/Cooperstown

Since its inception in 1995, the **Red Sox Hall of Fame** has recognized the outstanding careers of former Red Sox players and managers. Selections are made by a committee comprised of club executives, local and national media members, historians, and fan representatives.

To be eligible for nomination, players and managers must have spent at least three years with the Red Sox and have been out of uniform as an active player or manager at least three years.

Also eligible for induction are non-playing and non-managing personnel, which include front office executives, broadcasters, scouts and coaches, as well as other deserving members of the Red Sox organization.

The committee also singles out a memorable moment in Red Sox history for special recognition.



Red Sox Hall of Fame Classes

1995: Tony Conigliaro, Joe Cronin, Dom DiMaggio, Bobby Doerr, Rick Ferrell, Frank Malzone, Herb Pennock, Johnny Pesky, Jim Rice, Red Ruffing, Babe Ruth, Ted Williams, Smokey Joe Wood, Carl Yastrzemski, Jean Yawkey, Tom Yawkey

1997: Carlton Fisk, Jimmie Foxx, Harry Hooper, Dick O'Connell, Mel Parnell, Rico Petrocelli, Dick Radatz, Luis Tiant, Cy Young

2000: Ken Coleman, Dwight Evans, Larry Gardner, Curt Gowdy, Jackie Jensen, Ned Martin, Bill Monbouquette, Reggie Smith, Tris Speaker, Bob Stanley

2002: Rick Burleson, Boo Ferriss, Lou Gorman, Lefty Grove, John Harrington, Tex Hughson, Duffy Lewis, Jim Lonborg, Fred Lynn

2004: Wade Boggs, Bill Carrigan, Jimmy Collins, Dennis Eckersley, Billy Goodman, Bruce Hurst, Ben Mondor, Pete Runnels, Haywood Sullivan

2006: Dick Bresciani, Eddie Collins, Ellis Kinder, Joe Morgan, Jerry Remy, George Scott, Vern Stephens, Dick Williams

2008: George Digby, Wes Ferrell, Mike Greenwell, Ed Kennedy Sr., Bill Lee, Everett Scott, Frank Sullivan, Mo Vaughn

2010: Tommy Harper, Eddie Kasko, Jimmy Piersall, John Valentin, Don Zimmer

2012: Marty Barrett, Ellis Burks, Joe Dobson, Dutch Leonard, Joe Mooney, Curt Schilling, John I. Taylor

2014: Joe Castiglione, Roger Clemens, Nomar Garciaparra, Pedro Martinez

2016: Ira Flagstead, Larry Lucchino, Jason Varitek, Tim Wakefield

2018: Arthur D'Angelo, John Frank "Buck" Freeman, Alphonso "Al" Green, Derek Lowe, Mike Lowell, Kevin Youkilis

2020: Bill Dinneen, Dan Duquette, Rich Gedman, David Ortiz, Manny Ramirez

Red Sox Hall of Fame Memorable Moments

1995: Roger Clemens' 20-strikeout game on 4/29/1986 vs. Seattle in Fenway Park.

1997: Carlton Fisk's 12th-inning, winning HR in Game 6 of the 1975 World Series vs. Cincinnati.

2000: Dave Henderson's 9th-inning, 2-out, go-ahead HR in Game 5 of the 1986 ALCS in Anaheim.

2002: Earl Wilson's no-hit game vs. the Los Angeles Angels on 6/26/1962 in Fenway Park, the first by an African-American in AL history.

2004: Bernie Carbo's 2-out, pinch-hit, game-tying, 3-run HR in the 8th inning of Game 6 in the 1975 World Series vs. Cincinnati in Fenway Park.

2006: Dave Roberts' 9th-inning stolen base in Game 4 of the 2004 ALCS vs. the Yankees in Fenway Park.

2008: Curt Schilling's ALCS Game 6 win in Yankee Stadium on 10/19/2004; Ted Williams' last HR on his final at-bat on 9/28/1960 in Fenway Park.

2010: Tom Brunansky's sliding catch vs. the White Sox to end the season and clinch the AL East on 10/3/1990.

2012: The final game of the 1967 season (10/1) when the Red Sox clinched the pennant, featuring Carl Yastrzemski and Jim Lonborg.

2014: Pedro Martinez's 17-strikeout, one-hit game vs. the Yankees in New York on 9/10/99.

2016: David Ortiz's game-tying grand slam in Game 2 of the 2013 ALCS vs. the Detroit Tigers.

2018: Pumpsie Green's Major League debut on 7/21/1959 at Comiskey Park, as he became the first African-American player in Red Sox history.

2020: The Red Sox' 3-0, World Series-clinching win over the St. Louis Cardinals on October 27, 2004.

Red Sox Hall of Fame/Cooperstown, Continued

Below are the **100 members of the Red Sox Hall of Fame**. In all, 37 former Red Sox have been enshrined in the National Baseball Hall of Fame in Cooperstown for their playing careers. Individuals who have been inducted to both the Red Sox Hall of Fame and National Baseball Hall of Fame are in **red boldface** below.

Name (Pos., Years with BOS)	Inducted	Name (Pos., Years with BOS)	Inducted
Barrett, Marty (2B, 1982-90).....	2012	Lonborg, Jim (RHP, 1965-71).....	2002
Boggs, Wade (3B, 1982-92).....	2004	Lowe, Derek (RHP, 1997-2004).....	2018
Bresciani, Dick (Executive, 1972-2014).....	2006	Lowell, Mike (3B, 2006-10).....	2018
Burks, Ellis (CF, 1987-92, 2004).....	2012	Lucchino, Larry (President/CEO, 2002-2015).....	2016
Burleson, Rick (SS, 1974-80).....	2002	Lynn, Fred (CF, 1974-80).....	2002
Carrigan, Bill (C/Manager, 1906, '08-16, '27-29)...	2004	Malzone, Frank (3B, 1955-65).....	1995
Castiglione, Joe (Broadcaster, 1983-present).....	2014	Martin, Ned (Broadcaster, 1961-92).....	2000
Clemens, Roger (RHP, 1984-96).....	2014	Martinez, Pedro* (RHP, 1998-2004).....	2014
Coleman, Ken (Broadcaster, 1966-74, '79-89).....	2000	Monbouquette, Bill (RHP, 1958-65).....	2000
Collins, Eddie* (Executive, 1933-51).....	2006	Mondor, Ben (PawSox Owner, 1977-2010).....	2004
Collins, Jimmy* (3B/Manager, 1901-07).....	2004	Mooney, Joe (Groundskeeper, 1970-2011).....	2012
Conigliaro, Tony (RF, 1964-67, '69-70, '75).....	1995	Morgan, Joe (Coach/Manager, 1988-91).....	2006
Cronin, Joe* (SS/Manager, 1935-47).....	1995	O'Connell, Dick (Executive, 1949-77).....	1997
D'Angelo, Arthur^N/A.....	2018	Ortiz, David (DH/1B, 2003-16).....	2020
Digby, George (Scout, 1944-94).....	2008	Parnell, Mel (LHP, 1947-56).....	1997
DiMaggio, Dom (CF, 1940-42, '46-53).....	1995	Pennoch, Herb* (LHP/Coach, 1915-22, '34, '36-39).....	1995
Dinneen, Bill (RHP, 1902-07).....	2020	Pesky, Johnny (SS/3B/Coach, 1942, '46-52, '75-84).....	1995
Dobson, Joe (RHP, 1941-43, '46-50, '54).....	2012	Petrocelli, Rico (SS/3B, 1963, '65-76).....	1997
Doerr, Bobby* (2B/Coach, 1937-51, '67-69).....	1995	Piersall, Jimmy (CF, 1950, '52-58).....	2010
Duquette, Dan (Executive, 1994-2002).....	2020	Radatz, Dick (RHP, 1962-66).....	1997
Eckersley, Dennis (RHP, 1978-84, '98).....	2004	Ramirez, Manny (OF, 2001-08).....	2020
Evans, Dwight (RF/Coach, 1972-90, 2002).....	2000	Remy, Jerry (2B, 1978-84).....	2006
Ferrell, Rick* (C, 1933-37).....	1995	Rice, Jim (LF/Coach, 1974-89, '95-2000).....	1995
Ferrell, Wes (RHP, 1934-37).....	2008	Ruffing, Red* (RHP, 1924-30).....	1995
Ferriss, Boo (RHP/Coach, 1945-50, '55-59).....	2002	Runnels, Pete (1B/2B/Coach, 1958-62, '65-66).....	2004
Fisk, Carlton (C, 1969, '71-80).....	1997	Ruth, Babe* (LHP/OF, 1914-19).....	1995
Flagstead, Ira (OF/SS, 1923-29).....	2016	Schilling, Curt (RHP, 2004-07).....	2012
Foxx, Jimmie* (1B, 1936-42).....	1997	Scott, Everett (SS, 1914-21).....	2008
Freeman, John Frank (OF/1B, 1901-07).....	2018	Scott, George (1B, 1966-71, '77-79).....	2006
Garcia, Nomar (SS, 1996-2004).....	2014	Smith, Reggie (CF/RF, 1966-73).....	2000
Gardner, Larry (3B, 1908-17).....	2000	Speaker, Tris* (CF, 1907-15).....	2000
Gedman, Rich (C, 1980-90).....	2020	Stanley, Bob (RHP, 1977-89).....	2000
Goodman, Billy (INF/OF, 1947-57).....	2004	Stephens, Vern (SS, 1948-52).....	2006
Gorman, Lou (Executive, 1984-2011).....	2002	Sullivan, Frank (RHP, 1953-60).....	2008
Growdy, Curt* (Broadcaster, 1951-65).....	2000	Sullivan, Haywood (C/Executive, 1966-93).....	2004
Green, Alphonso (Fan Services Employee, 1973-2020)...	2018	Taylor, John I. (Owner, 1904-11).....	2012
Greenwell, Mike (LF, 1985-96).....	2008	Tiant, Luis (RHP, 1971-78).....	1997
Grove, Lefty* (LHP, 1934-41).....	2002	Valentin, John (SS/3B, 1992-2001).....	2010
Harper, Tommy (OF/Coach, 1972-74, '80-85, 2000).....	2010	Varitek, Jason (C, 1997-2011).....	2016
Harrington, John (Executive, 1973-2002).....	2002	Vaughn, Mo (1B, 1991-98).....	2008
Hooper, Harry* (RF, 1909-20).....	1997	Wakefield, Tim (RHP, 1995-2011).....	2016
Hughson, Tex (RHP, 1941-44, '46-49).....	2002	Williams, Dick (OF/Manager, 1963-64, '67-69).....	2006
Hurst, Bruce (LHP, 1980-88).....	2004	Williams, Ted* (LF, 1939-60).....	1995
Kasko, Eddie (SS/Manager/Executive, 1966-94).....	2010	Wood, Smokey Joe (RHP, 1908-15).....	1995
Kenney, Sr., Ed (Executive, 1948-91).....	2008	Yastrzemski, Carl* (LF, 1961-83).....	1995
Kinder, Ellis (RHP, 1948-55).....	2006	Yawkey, Jean (Owner, 1976-92).....	1995
Jensen, Jackie (RF, 1954-59, '61).....	2000	Yawkey, Tom* (Owner, 1933-76).....	1995
Lee, Bill (LHP, 1969-78).....	2008	Youkilis, Kevin (3B/1B, 2004-12).....	2018
Leonard, Dutch (LHP, 1913-18).....	2012	Young, Cy* (RHP, 1901-08).....	1997
Lewis, Duffy (LF, 1910-17).....	2002	Zimmer, Don (Coach/Manager, 1974-80, '92).....	2010

* Elected to National Baseball Hall of Fame prior to the Red Sox Hall of Fame

% Curt Growdy was awarded the Ford C. Frick Award in 1984.


^ Arthur D'Angelo (founder of '47 Brand) was the Red Sox Hall of Fame's first-ever "Special Achievement" inductee

Other Red Sox in Cooperstown

17 additional National Baseball Hall of Fame players appeared in at least 1 game with the Red Sox: OF Jesse Burkett, P Jack Chesbro, OF Al Simmons, OF Heinie Manush, P Waite Hoyt, SS Lou Boudreau, 2B/OF George Kell, P Juan Marichal, SS Luis Aparicio, P Ferguson Jenkins, P Tom Seaver, DH Orlando Cepeda, 1B Tony Perez, OF Rickey Henderson, OF Andre Dawson, P John Smoltz, and P Lee Smith. In addition to Jimmy Collins and Joe Cronin, **9** other National Baseball Hall of Famers have managed the Red Sox: Ed Barrow, Lou Boudreau, Frank Chance, Hugh Duffy, Billy Herman, Bucky Harris, Joe McCarthy, Dick Williams, and Cy Young.

Retired Numbers

In 1997 the Red Sox retired No. 42, joining the rest of MLB in honoring Jackie Robinson. The organization has retired 10 additional numbers: **1** (Bobby Doerr), **4** (Joe Cronin), **6** (Johnny Pesky), **8** (Carl Yastrzemski), **9** (Ted Williams), **14** (Jim Rice), **26** (Wade Boggs), **27** (Carlton Fisk), **34** (David Ortiz), and **45** (Pedro Martinez).



1 - Bobby Doerr, 2B

Born: 4/7/1918 in Los Angeles, CA • **Died:** 11/13/2017 in Junction City, OR
Red Sox Player: 1937-44, '46-'51 • **Coach:** 1967-69
Number Formally Retired: 5/21/1988
Formally Inducted into Red Sox HOF: 11/1/1995
Elected to National Baseball HOF: 1986 (Veterans Committee)

MLB Playing Record

	AVG	G	R	H	2B	3B	HR	RBI	BB	SO	SB
BOS	.288	1865	1094	2042	381	89	223	1247	809	608	54

- Spent entire 14-year ML playing career with the Red Sox (1937-44, 1946-51), before retiring due to back injury... Missed the 1945 season due to military service...Also coached for the Red Sox (1967-69) and Blue Jays (1977-81).
- 9-time All-Star (started at 2B in 1941, '43, '44, '46, '50)...Served as Honorary Captain for the 1988 All-Star Game.
- Ranks among all-time Red Sox leaders in runs (6th), hits (7th), doubles (7th), triples (4th), home runs (8th), RBI (6th), walks (7th), extra-base hits (6th), total bases (6th), and times on base (7th).
- Only Red Sox to hit for cycle twice in the regular season (5/17/44 vs. St. Louis, 5/13/47 vs. Chicago).
- Had six 100-RBI seasons, the last in 1950; the next 2nd baseman to drive in 100 runs was Joe Morgan in 1976.
- Named *The Sporting News* AL Player of the Year in 1944 when he led the AL with a .528 SLG.
- Led the Sox with a .409 AVG (9-for-22) in the 1946 World Series.



4 - Joe Cronin, SS/Mgr.


Born: 10/12/1906 in San Francisco, CA • **Died:** 9/7/1984 in Osterville, MA
Red Sox Player: 1935-45 • **Manager:** 1935-47 • **GM:** 1948-58
Number Formally Retired: 5/29/1984
Formally Inducted into Red Sox HOF: 11/1/1995
Elected to National Baseball HOF: 1956 (BBWAA)

MLB Playing Record

	AVG	G	R	H	2B	3B	HR	RBI	BB	SO	SB
BOS	.300	1134	645	1168	270	44	119	737	585	408	31
MLB	.301	2124	1233	2285	515	118	170	1424	1059	700	87

- Spent 24 seasons with the Red Sox as a player, manager, and general manager (1935-58).
- Participated in 12 All-Star Games for the AL: 6 as a player (1933, '35, '37-39, '41), 1 as a player/manager (1934), 2 as a manager (1940, '47), 2 as a coach (1936, '44), and 1 as an honorary captain (1983).
- Hit .301 in 20 ML seasons with the Pirates (1926-27), Senators (1928-34), and Red Sox (1935-45)...Named AL MVP in 1930...Led the AL in triples in 1932 and in doubles in 1933 and '38...Holds the AL record for pinch-hit HR in a season (5 in 1943)...Became the first player to record pinch-hit homers in both games of a doubleheader on 6/17/1943... Playing career ended with a broken leg at Yankee Stadium, 4/19/1945.
- Went 1,236-1,055 (.540) as a manager...Managed the Senators to the AL pennant in his first season as player-manager in 1933...Sold to the Red Sox after the 1934 season for \$250,000, a tremendous amount in the Depression era.
- Managed the Red Sox for 13 seasons (1935-47), most in team history...Leads all Red Sox managers with 1,071 wins (1,071-916, .539)...Managed Red Sox to AL pennant in 1946...Promoted to Red Sox general manager on 9/29/1947.
- Was the first modern-day player to become a league president (named AL President on 1/31/1959)...Named AL Chairman on 1/1/1974.

Retired Numbers, Continued




6 - Johnny Pesky, SS/3B

Born: 2/27/1919 in Portland, OR • **Died:** 8/13/2012 in Danvers, MA
Red Sox Player: 1942, '46-52 • **Manager:** 1963-64, '80 • **Coach:** 1975-84
Number Formally Retired: 9/28/2008
Formally Inducted into Red Sox HOF: 11/1/1995

MLB Playing Record

	AVG	G	R	H	2B	3B	HR	RBI	BB	SO	SB
BOS	.313	1029	776	1277	196	46	13	361	581	189	48
MLB	.307	1270	867	1455	226	50	17	404	662	218	53

- Spent 61 seasons in the Red Sox organization as a player (1940-52), minor league manager (1961-62, '90), Major League manager (1963-64, '80), radio/TV analyst (1969-74), first base coach (1975-84), special assistant to the GM (1985-92), special assistant for player development (1993-99), and special assignment instructor (2000-12).
- Fenway Park's right-field foul pole was officially dedicated as Pesky's Pole on 9/27/2006.
- Managed Boston from 1963-64 and the last 5 games of 1980 (147-179, .451)...Managed the Seattle Rainiers of the Pacific Coast League from 1961-62 and served as interim manager at Triple-A Pawtucket for part of 1990.
- In addition to his 61 seasons in the Red Sox organization, played for the Tigers (1952-54) and Senators (1954)...Coached Triple-A Denver (NYY) in 1955 and managed in the Detroit system with 5 teams from 1956-60...Spent part of 1959 managing the Cinco Estrellas of the Nicaraguan Winter League...Was a coach with the Pirates from 1965-67 and managed their Triple-A Columbus club in 1968.
- Missed the 1943-45 seasons due to military service.
- Was a 1946 AL All-Star and finished in the top 20 in MVP voting in 1942 (3rd), '46 (4th), and '47 (18th).
- Among Red Sox with 1,500 at-bats, ranks 8th in AVG (.313) and 7th in OBP (.401)...Scored 6 runs on 5/8/1946 vs. CWS, tied for the modern day ML record.
- Led the AL in hits in each of his first 3 seasons, the first ML player to do so (205, 208, 207)...Led the majors with 205 hits in 1942, the Red Sox' rookie record until Nomar Garciaparra's 209 in 1997...Batted .331 in 1942, 2nd behind Ted Williams (.356) in the AL.



8 - Carl Yastrzemski, LF/1B


Born: 8/22/1939 in Southampton LI, NY
Red Sox Player: 1961-83
Number Formally Retired: 8/6/1989
Formally Inducted into Red Sox HOF: 11/1/1995
Elected to National Baseball HOF: 1989 (BBWAA)

MLB Playing Record

	AVG	G	R	H	2B	3B	HR	RBI	BB	SO	SB
BOS	.285	3308	1816	3419	646	59	452	1844	1845	1393	168

- Spent his entire 23-year ML playing career with the Red Sox (1961-83)...Shares the ML record with Brooks Robinson for playing 23 consecutive seasons with a single club.
- Was an 18-time AL All-Star...Named Outstanding Player of the 1970 All-Star Game...Was the AL Honorary Captain for the 1989 All-Star Game.
- In 1967, named AL Most Valuable Player and won the Triple Crown...Finished in the top 20 in MVP voting 12 times, including in the top 10 five times...Named *The Sporting News* AL Player of the Year in 1967...Received the Joe Cronin AL Award for Significant Achievement in 1979.
- Won 3 AL batting titles (.321 in 1963, .326 in 1967, and .301 in 1968)...Led the AL in SLG in 1965 (.536), '67 (.622), and '70 (.592)...Led the AL in total bases in 1967 (360) and '70 (335).
- Set AL records with 3,308 games played, 11,988 at-bats, and 13,990 plate appearances...Was the first AL player with 400 homers and 3,000 hits...Held the AL record with 190 career intentional walks until the mark was broken by George Brett (228).
- Is 1 of 3 players to play in 100+ games in 22 years, an AL Record (also Pete Rose-23 and Hank Aaron-22)...AL-record 20 consecutive seasons with 100+ games played...Is the only player to collect 100+ hits in each of his first 20 years, and 1 of 3 players with 100+ hits in 22 years (also Ty Cobb and Pete Rose).
- Earned 7 Gold Glove Awards...Led AL outfielders in assists a record 7 times...Totaled 195 outfield assists in his career...Held Red Sox outfield record with 354 consecutive errorless chances (7/28/1976-4/7/1978), until Coco Crisp exceeded the mark with 429 total chances (7/21/2006-8/7/2007).
- Elected to the National Baseball Hall of Fame on the 1st ballot, receiving 95% of the BBWAA vote, at the time the 7th-highest total in history...Was the first Little League alumnus to be elected to the Hall of Fame.

Retired Numbers, Continued



9 - Ted Williams, LF

Born: 8/30/1918 in San Diego, CA • **Died:** 7/5/2002 in Inverness, FL

Red Sox Player: 1939-42, '46-'60

Number Formally Retired: 5/29/1984

Formally Inducted into Red Sox HOF: 11/1/1995

Elected to National Baseball HOF: 1966 (BBWAA)

MLB Playing Record

	AVG	G	R	H	2B	3B	HR	RBI	BB	SO	SB
BOS	.344	2292	1798	2654	525	71	521	1839	2021	709	24

- Was a 1st-ballot inductee into the National Baseball Hall of Fame in 1966, receiving 93.4% of BBWAA votes.
- Spent all 19 of his ML seasons with the Red Sox...Missed the 1943-45 seasons while serving as a pilot instructor in World War II...Also missed most of the 1952-53 seasons serving in the Korean War.
- Finished in the top 5 in AL Most Valuable Player voting 9 times, winning the award in 1946 and 1949 and finishing 2nd 4 times (1941-42, '47, '57)...Named *The Sporting News* No. 1 Major League Player 5 times (1941-42, '47, '49, '57).
- Named MLB's Player of the Decade for the 1950s...Named to the starting outfield on the Greatest Living Team in 1969...Voted Greatest Red Sox Player of all time by fans in 1969 and 1982.
- Won the AL Triple Crown twice (1942, 47)...Hit for the cycle on 7/21/1946.
- Was a 19-time AL All-Star (including 1953, when he threw out the ceremonial first pitch but did not play).
- Holds the ML record with a .482 career OBP and is 2nd all-time with a .634 SLG (Babe Ruth - .690)...Hit 20+ homers in 16 seasons, tied for the AL record (also Babe Ruth, Reggie Jackson, and Alex Rodriguez)...Hit 30+ HR 8 times.
- Is the last ML player to hit .400 in a season (.406 in 1941)...Led the AL in batting 6 times (1941-42, '47-48, '57-58)...Became the oldest player to win a batting title with a .388 AVG in 1957 at age 39...Won again in 1958 at age 40.
- Led the AL in HR 4 times (1941-42, '47, '49)...Led the AL in OBP 12 times (1940-42, '46-49, '51, '54, '56-58)...Led the AL in SLG 9 times (1941-42, '46-49, '51, '54, '57)...Led the AL in total bases 5 times (1939, '42, '46-47, '51)...Led the AL in walks 8 times (1941-42, '46-49, '51, '54)...Holds the ML record for most consecutive years leading in walks (6).
- Hit a Red Sox record 17 grand slams...Holds the ML rookie record for most RBI (145)...Holds the ML record for most successive times reaching base safely (16 in Sept. 1957: 2 1B, 4 HR, 9 BB, 1 HBP).
- Managed WSH/TEX from 1969-72 (.429, 273-364)...Named Red Sox Consultant, Organizational Hitting Instructor in 1978...Member of the Hall of Fame's Committee on Veterans from 1986-2002.



14 - Jim Rice, LF

Born: 3/8/1953 in Anderson, SC

Red Sox Player: 1974-89 • **Coach:** 1995-2000

Number Formally Retired: 7/28/2009

Formally Inducted into Red Sox HOF: 11/1/1995

Elected to National Baseball HOF: 2009 (BBWAA)

MLB Playing Record

	AVG	G	R	H	2B	3B	HR	RBI	BB	SO	SB
BOS	.298	2089	1249	2452	373	79	382	1451	670	1423	58

- Was the Red Sox' 1st-round selection in the 1971 June Draft (15th overall)...Spent all 16 of his ML seasons with the Red Sox, 5th-most in franchise history.
- Ranks among the top 5 in Red Sox history in games (4th), runs (4th), hits (3rd), HR (4th), RBI (4th), XBH (5th), and total bases (3rd).
- Won the AL MVP in 1978 and finished in the top 5 five other times: 1975 (3rd), 1977 (4th), 1979 (5th), 1983 (4th), and 1986 (3rd)...Was an 8-time All-Star (1977-80, '83-86), including 4 starts...Selected as a coach for the 1999 All-Star Game at Fenway Park.
- Is the only ML player ever to record 3 straight 35-HR, 200-hit seasons (1977-79)...Recorded 200+ hits 4 times (2nd-most in BOS history), 20+ HR 11 times, and 100+ RBI 8 times.
- Led the AL in total bases 3 straight years (1977-79) to tie Ted Williams and Ty Cobb for the AL record.
- Is the only AL player since 1938 with 400+ total bases in a season (406 in 1978)...In 1978, also led the majors in HR (46), RBI (139), triples (15), hits (213), and SLG (.600)...Is the only player ever to lead either league in HR, triples, and RBI in the same season.
- Served as Red Sox roving minor league hitting instructor (1992-94) and Red Sox hitting coach (1995-2000).
- Inducted into the Ted Williams Hitters Hall of Fame in 2001.

Retired Numbers, Continued




26 - Wade Boggs, 3B

Born: 6/15/1958 in Omaha, NE
Red Sox Player: 1982-92
Number Formally Retired: 5/26/2016
Formally Inducted into Red Sox HOF: 11/10/2004
Elected to National Baseball HOF: 2005 (BBWAA)

MLB Playing Record

	AVG	G	R	H	2B	3B	HR	RBI	BB	SO	SB
BOS	.338	1625	1067	2098	422	47	85	687	1004	470	16
MLB	.328	2440	1513	3010	578	61	118	1014	1412	745	24

- Was a 1st-ballot inductee into the National Baseball Hall of Fame in 2005, receiving 91.9% of BBWAA votes.
- Is the all-time leader among ML third basemen in times on base (4,445)...Ranks 3rd at the position in hits (3,010) and doubles (578) and is 4th in runs scored (1,513)...Among players with at least 5,000 plate appearances who played at least 50% of their games at 3B, his .328 AVG and .415 OBP both rank 1st all-time.
- During his Boston career (1982-92), led all Major Leaguers in AVG (.338), hits (2,098), doubles (422), OBP (.428), and times on base (3,124), and led the AL in walks (1,004) and OPS (.890).
- With the Red Sox, was an 8-time All-Star (1985-92), won 5 batting titles (1983, '85-88), led the AL in OBP 6 times (1983, '85-89), won 6 Silver Slugger Awards (1983, '86-89, '91), and recorded 200+ hits a franchise-record 7 times (1983-89)...Started 7 straight All-Star Games from 1986-92.
- Ranks 2nd in Sox history in AVG behind only Ted Williams, and is 3rd in OBP behind only Williams and Jimmie Foxx...Led Boston in both hits and AVG in 9 straight years (1983-91).
- Has played more games at 3B than any other player in Red Sox history (1,520).
- Totaled at least 200 hits and 100 walks in 4 straight seasons (1986-89), still the longest streak in big league history...Holds the all-time record for seasons leading the AL in intentional walks (6, 1987-92).
- In 1985, established still-standing club records in hits (240) and multi-hit games (72)...His 135 games with at least 1 hit in 1985 are still tied for the single-season ML record, most recently matched by Ichiro Suzuki in 2001.
- Became the 23rd member of the 3,000-hit club with a home run on 8/7/99 vs. Cleveland.
- Also played with the Yankees (1993-97) and Devil Rays (1998-99).



27 - Carlton Fisk, C


Born: 12/26/1947 in Bellows Falls, VT
Red Sox Player: 1969, '71-80
Number Formally Retired: 9/4/2000
Formally Inducted into Red Sox HOF: 9/8/1997
Elected to National Baseball HOF: 2000 (BBWAA)

MLB Playing Record

	AVG	G	R	H	2B	3B	HR	RBI	BB	SO	SB
BOS	.284	1078	627	1097	207	33	162	568	389	588	61
MLB	.269	2499	1276	2356	421	47	376	1330	849	1386	128

- Joins Rick Ferrell as the only former Red Sox catchers elected to the National Baseball Hall of Fame...Was elected by the BBWAA in his 2nd year of eligibility, receiving 79.6% of votes.
- After 24 ML seasons, retired with the most games (2,226) and HR (351 of career 376) of any catcher in ML history...Retired as 1 of only 3 catchers in ML history with 300 HR, 1,000 runs scored, and 1,000 RBI.
- Hit a game-winning, 12th-inning home run in Game 6 of the 1975 World Series, one of the most dramatic moments in baseball history...Fenway Park's left-field foul pole was officially dedicated Fisk Pole on 6/13/2005.
- Appeared in 11 All-Star Games, his last in 1991 at the age of 43...7 of those came as a Red Sox (1972-74, '76-'78, '80), including 4 starts...Named AL Honorary Captain for the 1999 All-Star Game at Fenway Park.
- Finished in the top 10 in AL MVP voting 4 times: 1972 (4th), 1977 (8th), and 1978 (9th) with the Red Sox, and in 1983 (3rd) with the White Sox.
- Earned 3 Louisville Slugger Silver Slugger Awards (1981, '85, '88).
- In 1972, was the first unanimous winner of the AL Rookie of the Year Award...Also won his lone AL Rawlings Gold Glove Award that season.
- In 1977, became just the 5th catcher in ML history with 100+ runs and 100+ RBI (.315 AVG, 106 R, 102 RBI)...Set the ML record in 1977 with only 4 passed balls in 151 games (broken by Gary Carter, 1 with Montreal in 1978).
- Was the Red Sox' all-time leader in games caught (990) until that record was broken by Jason Varitek in 2006.

Retired Numbers, Continued




34 - David Ortiz, DH/1B

Born: 11/18/1975 in Santo Domingo, DR
Red Sox Player: 2003-16
Number Formally Retired: 6/23/2017
Formally Inducted into Red Sox HOF: 5/26/2022
Elected to National Baseball HOF: 2022 (BBWAA)

MLB Playing Record

	AVG	G	R	H	2B	3B	HR	RBI	BB	SO	SB
BOS	.290	1953	1204	2079	524	16	483	1530	1133	1411	13
MLB	.286	2408	1419	2472	632	19	541	1768	1319	1750	17

- Was a 1st-ballot inductee into the National Baseball Hall of Fame in 2022, receiving 77.9% of BBWAA votes.
- Led the Red Sox to World Series titles in 2004, 2007, and 2013...Played 14 of his 20 ML seasons with Boston...Is 1 of 4 players with 500+ HR and 3 World Series titles (also Babe Ruth, Mickey Mantle, and Reggie Jackson).
- His 10 All-Star Game selections (7 starts), 7 top-10 MVP finishes, and 7 Silver Slugger Awards all came with the Red Sox...Finished in the top 5 in MVP voting in each of his first 5 seasons with Boston (5th, 4th, 2nd, 3rd, 4th).
- Twice earned the AL's Hank Aaron Award (2005, '16), given to the top offensive performer in each league.
- Earned the Edgar Martinez Outstanding Designated Hitter Award a record 8 times (2003-07, '11, '13, '16)...His 7 Silver Slugger Awards as a DH are the most ever at the position...Is the all-time leader in games played as a DH (2,029), as well as in hits (2,191), doubles (557), HR (485), XBH (1,060), total bases (4,239), and RBI (1,569) at the position.
- Has the most walk-off HR (10) in Red Sox history...His 17 game-ending RBI also rank 1st in franchise history...Ranks top-5 in Sox history in games (5th), runs (5th), doubles (3rd), HR (2nd), RBI (3rd), walks (4th), SLG (4th), XBH (3rd), and total bases (5th)...Hit 483 HR with the Sox, trailing only Ted Williams (521) on the franchise's all-time list.
- Is 1 of only 5 players to record as many as 10 seasons with 30+ HR and 100+ RBI for a single team (also Babe Ruth, Lou Gehrig, Hank Aaron, and Albert Pujols).
- Holds Red Sox records for postseason games (76), runs (51), hits (80), doubles (19), HR (17), XBH (38), RBI (57), total bases (154), and walks (59)...Won Games 4 and 5 of the 2004 ALCS with walk-off hits...Hit a game-tying grand slam in the 8th inning of a 6-5 win in Game 2 of the 2013 ALCS vs. DET...Among ML players with at least 50 plate appearances in the Fall Classic, owns the best-ever World Series AVG (.455), OBP (.576), and OPS (1.372).
- Was honored with the 2011 Roberto Clemente Award, MLB's highest honor for community service.



45 - Pedro Martinez, RHP

Born: 10/25/1971 in Manoguayabo, DR
Red Sox Player: 1998-2004
Number Formally Retired: 7/28/2015
Formally Inducted into Red Sox HOF: 8/14/2014
Elected to National Baseball HOF: 2015 (BBWAA)

MLB Playing Record

	W-L	ERA	G	GS	IP	ER	BB	SO	WHIP	AVG
BOS	117-37	2.52	203	201	1383.2	387	309	1683	0.98	.206
MLB	219-100	2.93	476	409	2827.1	919	760	3154	1.05	.214

- First pitcher, and first foreign-born player, to have his number retired by the Red Sox...Was the 2nd Dominican-born player to be inducted into the National Baseball Hall of Fame (joining Juan Marichal).
- Went 117-37 with a 2.52 ERA in 7 years with Boston (1998-2004)...Owns the best winning percentage in team history (.760)...Also owns club records (min. 1,000 IP) with 10.95 SO/9 IP and a .206 opponent AVG.
- Won 2 Cy Young Awards with Boston and 3 in his career (unanimous winner in 1999 and 2000).
- Was an 8-time All-Star, 4 with the Red Sox...Was the starter, winner, and MVP of the memorable 1999 All-Star Game at Fenway Park, striking out 5 of 6 batters faced: Larkin, Walker, McGwire, Sosa, and Bagwell.
- During his tenure with Boston, was MLB's leader in win %, ERA, opponent AVG, opponent OPS (.578), and WHIP (0.98), and also the AL leader in strikeout rate.
- Led MLB in ERA a record 5 times, including 4 of his first 5 years with Red Sox: 1999 (2.07), 2000 (1.74), 2002 (2.26), and 2003 (2.22)...Won the AL strikeout title in 1999 (313), 2000 (284), and 2002 (239).
- Won the AL Triple Crown in 1999 with a Red Sox-record 313 SO in 213.1 IP, and set an MLB record by striking out 37.5% of batters (since surpassed)...His 1.74 ERA in 2000 is the best by a qualified AL pitcher since 1969 (min. 100.0 IP)...Also holds modern MLB records for lowest opponent AVG (.167), opponent OBP (.213), and WHIP (0.74) all set in 2000 (min. 100.0 IP and qualified for ERA title).
- Was key part of 2004 team that brought a World Series title to Boston for the 1st time since 1918...Last game of Red Sox playing career was his World Series victory in Game 3 in St. Louis in 2004.
- Career .687 winning percentage (219-100) ranks 3rd since 1900 (min. 250 decisions)...Owns the 2nd-lowest career opponent OBP (.276) in the live ball era (since 1920, min. 2,500 IP) and 3rd-lowest opponent AVG (.214).

Red Sox All-Fenway Park Team

As part of the 100th Anniversary Celebration of Fenway Park in 2012, the Red Sox presented an All-Fenway Park Team comprising the greatest 40 Red Sox players, and 3 managers, in Fenway Park history to appear in their positions of play. The All-Fenway Park Team was voted on by fans, historians, front office staff, and the club's historical and archival consultants. Below are the three teams that make up the 40-man roster along with the 3 managers of each team.

Position	Starting Lineup (Voted by Fans)	First Reserves	Second Reserves
C	Carlton Fisk	Jason Varitek	Rich Gedman
1B	Jimmie Foxx	Mo Vaughn	George Scott
2B	Dustin Pedroia	Bobby Doerr	Jerry Remy
3B	Wade Boggs	Mike Lowell	Frank Malzone
SS	Nomar Garciaparra	Johnny Pesky	Rico Petrocelli
LF	Ted Williams	Carl Yastrzemski	Jim Rice
CF	Fred Lynn	Dom DiMaggio	Reggie Smith
RF	Dwight Evans	Trot Nixon	Tony Conigliaro
DH	David Ortiz	-	-
Pinch Hitter	Bernie Carbo	-	-
Pinch Runner	Dave Roberts	-	-
Manager	Terry Francona	Joe Cronin	Dick Williams
Pitchers	Pedro Martinez (RHP)	Roger Clemens	Babe Ruth
	Lefty Grove (LHP)	Luis Tiant	Smoky Joe Wood
	Jonathan Papelbon (Closer)	Tim Wakefield	Curt Schilling
		Dennis Eckersley	Bill Lee
		Dick Radatz	Jim Lonborg

Previous Red Sox All-Time Teams

Voted by Fans in 1969

Position	Player
C	Birdie Tebbetts
1B	Jimmie Foxx
2B	Bobby Doerr
3B	Frank Malzone
SS	Joe Cronin
OF	Ted Williams
OF	Carl Yastrzemski
OF	Tris Speaker
RHP	Cy Young
LHP	Lefty Grove

Greatest Player: Ted Williams

Voted by Fans in 1982

Position	First Team	Second Team
C	Carlton Fisk	Birdie Tebbetts
1B	Jimmie Foxx	George Scott
2B	Bobby Doerr	Jerry Remy
3B	Rico Petrocelli	Frank Malzone
SS	Rick Burleson	Johnny Pesky
OF	Ted Williams	Jim Rice
OF	Carl Yastrzemski	Dom DiMaggio
OF	Dwight Evans	Fred Lynn
RHP	Cy Young	Luis Tiant
LHP	Babe Ruth	Lefty Grove
Reliever	Dick Radatz	Sparky Lyle
Manager	Dick Williams	Joe Cronin

Greatest Player: Ted Williams

Award Winners

AL Most Valuable Player

(Presented By BBWAA since 1911)

YEAR	PLAYER	STATS
1912	Tris Speaker, CF*383 AVG, 136 R, 53 2B, 52 SB
1938	Jimmie Fox, 1B349 AVG, 50 HR, 175 RBI, 139 R
1946	Ted Williams, LF342 AVG, 38 HR, 123 RBI, 142 R
1949	Ted Williams, LF343 AVG, 43 HR, 159 RBI, 150 R
1958	Jackie Jensen, RF286 AVG, 35 HR, 31 2B, 122 RBI
1967	Carl Yastrzemski, LF326 AVG, 44 HR, 121 RBI
1975	Fred Lynn, CF331 AVG, 21 HR, 105 RBI, 103 R
1978	Jim Rice, LF/DH315 AVG, 46 HR, 139 RBI, 121 R
1986	Roger Clemens, RHP24-4, 2.48 ERA, 238 SO
1995	Mo Vaughn, 1B300 AVG, 39 HR, 126 RBI, 98 R
2008	Dustin Pedroia, 2B326 AVG, 54 2B, 118 R, 20 SB
2018	Mookie Betts, OF346 AVG, 32 HR, 30 SB, 129 R

*Officially called the Chalmers Award from 1910-14

AL Manager of the Year

(Presented By BBWAA since 1983)

YEAR	MANAGER	W-L
1986	John McNamara	95-66, 1st place in AL East
1999	Jimmy Williams	94-68, 2nd place in AL East

Edgar Martinez Outstanding

Designated Hitter Award

(Presented By MLB since 1973)

YEAR	PLAYER	STATS
1973	Orlando Cepeda289 AVG, 20 HR, 25 2B, 86 RBI
1977	Jim Rice320 AVG, 39 HR, 114 RBI, 83 XBH
1986	Don Baylor238 AVG, 31 HR, 94 RBI, 93 R
2003	David Ortiz288 AVG, .961 OPS, 31 HR, 101 RBI
2004	David Ortiz301 AVG, .983 OPS, 41 HR, 139 RBI
2005	David Ortiz	1.001 OPS, 47 HR, 148 RBI, 119 R
2006	David Ortiz	1.049 OPS, 54 HR, 137 RBI, 115 R
2007	David Ortiz	1.066 OPS, 35 HR, 117 RBI, 116 R
2011	David Ortiz309 AVG, .953 OPS, 29 HR, 96 RBI
2013	David Ortiz309 AVG, .959 OPS, 30 HR, 103 RBI
2016	David Ortiz315 AVG, 1.021 OPS, 38 HR, 127 RBI

Ballots are cast by club beat writers, broadcasters and American League public relations departments, with nominees including all players with a minimum of 100 at-bats as a designated hitter.

Mariano Rivera AL Reliever of the Year

(Presented By MLB since 1976)

YEAR	PLAYER	STATS
1977	Bill Campbell	69 G, 31 SV, 2.96 ERA, 140.0 IP
1998	Tom Gordon	73 G, 46 SV, 2.72 ERA, 79.1 IP
2017	Craig Kimbrel	67 G, 1.43 ERA, 16.43 SO/9.0 IP

Called the Rolands Relief Man Award from 1976-2012

Roberto Clemente Award (Presented By MLB since 1971)

The award is given annually to a player who demonstrates the values Roberto Clemente displayed in his commitment to community and understanding the value of helping others. Originally the Commissioner's Award, the honor was renamed for Clemente in 1973. **Tim Wakefield** (2010) and **David Ortiz** (2011) are the Red Sox' honorees.

Comeback Player of the Year (Presented By MLB since 2005)

The Comeback Player of the Year Awards are presented annually to one player in each league who has re-emerged on the field during the season. The 30 club beat reporters from MLB.com selected the winners from an original list of 30 candidates (one per MLB club). **Jacoby Ellsbury** (2011), **Rick Porcello** (2016), and **David Price** (2018) are the Red Sox' winners.

AL Cy Young Award

(Presented By BBWAA since 1956)

YEAR	PITCHER	STATS
1967	Jim Lonborg	22-9, 3.16 ERA, 246 SO, 15 CG
1986	Roger Clemens	24-4, 2.48 ERA, 238 SO, .195 AVG
1987	Roger Clemens	20-9, 2.97 ERA, 256 SO, 18 CG
1991	Roger Clemens	18-10, 2.62 ERA, 241 SO, 13 CG
1999	Pedro Martinez	23-4, 2.07 ERA, 313 SO, 37 BB
2000	Pedro Martinez	18-6, 1.74 ERA, 284 SO, 0.74 WHIP
2016	Rick Porcello	22-4, 3.15 ERA, 1.01 WHIP, 26 QS

In 2000, Martinez was a unanimous choice, the 5th in the AL since the award was split between leagues in 1967. He joined **Sandy Koufax** (1965-66) and **Greg Maddux** (1994-95) as the only 3 unanimous consecutive season selections.

AL Rookie of the Year

(Presented By BBWAA since 1947)

YEAR	PLAYER	STATS
1950	Walt Dropo, 1B322 AVG, 34 HR, 144 RBI, 101 R
1961	Don Schwall, RHP	15-7, 3.22 ERA, 10 CG
1972	Carlton Fisk, C*293 AVG, 22 HR, .909 OPS
1975	Fred Lynn, CF331 AVG, 21 HR, 105 RBI, 103 R
1997	Nomar Garciaparra, SS*306 AVG, 30 HR, 98 RBI, 122 R
2007	Dustin Pedroia, 2B317 AVG, 39 2B, 86 R, .380 OBP

*Unanimous

Renamed the Jackie Robinson Award in July 1987

AL Hank Aaron Award

(Presented By MLB since 1999)

YEAR	PLAYER	STATS
2004	Manny Ramirez, OF	1.009 OPS, 43 HR, 130 RBI
2005	David Ortiz, 1B/DH	1.001 OPS, 47 HR, 148 RBI
2008	Kevin Youkilis, 1B/3B958 OPS, 29 HR, 115 RBI
2016	David Ortiz, DH	1.021 OPS, 38 HR, 127 RBI
2018	J.D. Martinez, OF/DH	1.031 OPS, 43 HR, 130 RBI

Presented annually to the best overall offensive performer in each league

All-MLB Team

(Presented By MLB since 2019)

YEAR	PLAYER	POS.	TEAM
2019	Xander Bogaerts	SS	First
2019	Mookie Betts	OF	Second
2021	Rafael Devers	3B	Second

The All-MLB Team recognizes and commemorates the top performances by players during the regular season. Winners are selected in a vote by fans, media members, broadcasters, former players, and other officials throughout the game.

Heart and Hustle Award (Presented By MLBPA since 2005)

Presented by the MLB Players Alumni Association, the Heart and Hustle Award honors active players who demonstrate a passion for the game of baseball and best embody the values, spirit, and tradition of the game. **Dustin Pedroia** (2013) and **Mookie Betts** (2018) are the Red Sox' honorees.

Louisville Slugger Silver Slugger Award (Presented since 1980)

23 different Red Sox have won a total of 49 Silver Slugger Awards since the award began in 1980. David Ortiz (7) is the all-time club leader, while Wade Boggs and Manny Ramirez rank 2nd with 6 apiece.

YEAR	PLAYER	POS	YEAR	PLAYER	POS	YEAR	PLAYER	POS
1981	Carney Lansford	3B	1997	Nomar Garciaparra	SS	2011	Adrián González	1B
	Dwight Evans	OF	2001	Manny Ramirez	OF		Jacoby Ellsbury	CF
1983	Wade Boggs	3B	2002	Manny Ramirez	OF		David Ortiz	DH
	Jim Rice	OF	2003	Bill Mueller	3B	2013	David Ortiz	DH
1984	Tony Armas	OF		Manny Ramirez	OF	2015	Xander Bogaerts	SS
	Jim Rice	OF	2004	David Ortiz	DH	2016	Mookie Betts	RF
1986	Wade Boggs	3B		Manny Ramirez	OF		Xander Bogaerts	SS
	Don Baylor	DH	2005	David Ortiz	DH		David Ortiz	DH
1987	Wade Boggs	3B		Manny Ramirez	OF	2018	Mookie Betts	OF
	Dwight Evans	OF		Jason Varitek	C		J.D. Martinez	OF
1988	Wade Boggs	3B	2006	David Ortiz	DH		J.D. Martinez	DH
	Mike Greenwell	OF		Manny Ramirez	OF	2019	Mookie Betts	OF
1989	Wade Boggs	3B	2007	David Ortiz	DH		Xander Bogaerts	SS
1990	Ellis Burks	OF	2008	Dustin Pedroia	2B	2021	Xander Bogaerts	SS
1991	Wade Boggs	3B	2009	Jason Bay	OF		Rafael Devers	3B
1995	John Valentin	SS	2010	Adrián Beltré	3B	2022	Xander Bogaerts	SS
	Mo Vaughn	1B						

NOTE: J.D. Martinez is the only Major Leaguer ever to win multiple Silver Slugger Awards in a single season.

Rawlings Gold Glove Award (Presented since 1957)

23 different Red Sox have won a total of 49 Gold Glove Awards since the award began in 1957. Dwight Evans (8) is the all-time club leader while Carl Yastrzemski is 2nd with 7.

YEAR	PLAYER	POS	YEAR	PLAYER	POS	YEAR	PLAYER	POS
1957	Frank Malzone	* 3B	1975	Fred Lynn	OF	2005	Jason Varitek	C
1958	Frank Malzone	3B	1976	Dwight Evans	OF	2007	Kevin Youkilis	1B
	Jimmy Piersall	CF	1977	Carl Yastrzemski	OF	2008	Dustin Pedroia	2B
1959	Frank Malzone	3B	1978	Dwight Evans	OF	2011	Adrián González	1B
	Jackie Jensen	RF		Fred Lynn	OF		Dustin Pedroia	2B
1963	Carl Yastrzemski	OF	1979	Rick Burleson	SS		Jacoby Ellsbury	CF
1965	Carl Yastrzemski	OF		Dwight Evans	OF	2013	Dustin Pedroia	2B
1967	George Scott	1B		Fred Lynn	OF		Shane Victorino	OF
	Carl Yastrzemski	OF	1980	Fred Lynn	OF	2014	Dustin Pedroia	2B
1968	George Scott	1B	1981	Dwight Evans	OF	2016	Mookie Betts	RF
	Carl Yastrzemski	OF	1982	Dwight Evans	OF	2017	Mookie Betts	RF
	Reggie Smith	OF	1983	Dwight Evans	OF	2018	Mookie Betts	RF
1969	Carl Yastrzemski	OF	1984	Dwight Evans	OF		Jackie Bradley Jr.	CF
1971	Carl Yastrzemski	OF	1985	Dwight Evans	OF		Ian Kinsler	2B
	George Scott	1B	1990	Mike Boddicker	P	2019	Mookie Betts	RF
1972	Carlton Fisk	C		Ellis Burks	OF			
	Doug Griffin	2B	1991	Tony Peña	C			

* 1 ML team selected

Wilson Defensive Player of the Year (Presented since 2012)

The Wilson Defensive Player of the Year Award is the official MLB defensive achievement award. Since 2014, the award has recognized the top defensive player at each position *across leagues*, and has also recognized the best overall defensive team. One player is also recognized as the top Overall Defensive Player in MLB. From 2012-13, Wilson recognized the top defensive player on each team.

YEAR	PLAYER	POS	YEAR	PLAYER	POS	YEAR	PLAYER	POS
2012	Dustin Pedroia	2B	2016	Mookie Betts*	RF	2018	Mookie Betts	RF
2013	Dustin Pedroia^	2B		Dustin Pedroia	2B			

*Selected as MLB's Overall Defensive Player of the Year ^Selected as the AL's Overall Defensive Player of the Year

Award Winners, Continued

The Hutch Award (Presented by the Fred Hutchinson Cancer Research Center since 1965)

The Hutch Award has been given annually to the Major League player who best exemplifies the character, fighting spirit and competitive desire of the late pitcher (Detroit 1939-53) and manager (Tigers, Cardinals, Reds), Fred Hutchinson. The award, which sits in the Baseball Hall of Fame in Cooperstown, NY, is sponsored by the Fred Hutchinson Cancer Research Center in Seattle, WA. Five Red Sox players have received the award: **Carl Yastrzemski** in 1967, **Tony Conigliaro** in 1970, **Andre Dawson** in 1994, **Mark Loretta** in 2006, and **Jon Lester** in 2008.

BoSox Club Man of the Year

Selected for contributions to the success of the Red Sox and for cooperation and efforts in community endeavors, the BoSox Club Man of the Year Award is presented at the annual BoSox Awards Luncheon near the end of the season.

YEAR	PLAYER	POS	YEAR	PLAYER	POS	YEAR	PLAYER	POS
1967	Rico Petrocelli.....	SS	1986	Marty Barrett	2B	2005	Mike Timlin.....	RHP
1968	Mike Andrews	2B	1987	Bruce Hurst	LHP	2006	Gabe Kapler	OF
1969	Lee Stange	RHP	1988	Bill Fischer	Pitch. Coach	2007	Kevin Youkilis	1B
1970	Gerry Moses	C	1989	Dennis Lamp	RHP	2008	Manny Delcarmen	RHP
1971	John Kennedy	INF	1990	Tony Peña	C	2009	Mike Lowell	3B
1972	Bob Montgomery	C	1991	Tony Fossas	LHP	2010	Clay Buchholz	RHP
1973	Tommy Harper	LF	1992	Roger Clemens	RHP	2011	Jed Lowrie	INF
1974	Rick Miller	CF	1993	Mo Vaughn	1B	2012	Jarrod Saltalamacchia	C
1975	Denny Doyle	2B	1994	Ken Ryan	RHP	2013	Craig Breslow	LHP
1976	Reggie Cleveland	RHP	1995	Tim Lincecum	3B	2014	Victor Rodriguez...Asst. Coach	
1977	Butch Hobson	3B	1996	Heathcliff Slocumb	RHP	2015	Brock Holt	INF/OF
1978	Bill Campbell	RHP	1997	Wendell Kim	3B Coach	2016	Rick Porcello	RHP
1979	Tom Burgmeier	LHP	1998	Tim Wakefield	RHP	2017	Jackie Bradley Jr.	OF
1980	Steve Renko	RHP	1999	Trot Nixon	RF	2018	Blake Swihart	C/Util
1981	Jerry Remy	2B	2000	John Harrington	EXEC	2019	Mitch Moreland	1B
1982	Bob Stanley	RHP	2001	Ben Mondor	EXEC	2020	N/A	
1983	Carl Yastrzemski	DH	2002	Carlos Baerga	INF	2021	N/A	
1984	Mike Easler	DH	2003	Ron Jackson	Hit. Coach	2022	Nathan Eovaldi	RHP
1985	Wade Boggs	3B	2004	Jason Varitek	C			

Tony Conigliaro Award

In 1990, the Red Sox instituted a national award to honor the memory of their former star outfielder Tony Conigliaro. The award is presented to a Major Leaguer who has overcome adversity through the attributes of spirit, determination and courage, which were trademarks of Tony C. Voting is conducted by media members, MLB executives, Red Sox officials, and members of the Conigliaro family. The presentation takes place at the Boston Baseball Writers dinner in January.

Conigliaro died on 2/24/1990 after an 8-year struggle to return from a massive heart attack that left him severely handicapped. Tony signed with the Red Sox in 1963 after graduating from St. Mary's High School in Lynn, MA. In his only minor league season, he hit .363 with 24 HR and 74 RBI in 83 games for Wellsville, earning New York-Penn League MVP Rookie of the Year honors. He broke in with the Red Sox in 1964, hit a HR in his 1st at-bat at Fenway Park, and finished with a .290 AVG and 24 HR to earn an All-Rookie selection. Tony became the youngest player to lead a league in HR with 32 in 1965 and the youngest AL player to reach 100 career HR. Mel Ott was the youngest in history at 22 years, 4 months, 10 days. He was 2nd-youngest (22 years, 6 months, 16 days). His career was tragically shortened when he was hit in the face by a pitch at Fenway Park 8/18/1967. He made a dramatic comeback in 1969, hit 56 HR with 198 RBI in 2 years, but he was never the same player. Conigliaro spent 1971 with the Angels and was out of baseball until he tried another comeback with the Red Sox in 1975. After an excellent Spring Training, he made the regular-season roster and got the team's 1st hit of that season and later the club's 1st HR. He was outrighted to Triple-A Pawtucket in mid-June and retired shortly after.



YEAR	PLAYER	TEAM	YEAR	PLAYER	TEAM	YEAR	PLAYER	TEAM
1990	Jim Eisenreich	KC	2001	Jason Johnson	BAL	2012	R.A. Dickey	NYM
1991	Dickie Thon	PHI		Graeme Lloyd	MON	2013	John Lackey	BOS
1992	Jim Abbott	CAL	2002	Jose Rijo	CIN	2014	Wilson Ramos	WAS
1993	Bo Jackson	CWS	2003	Jim Mecer	OAK	2015	Mitch Harris	STL
1994	Mark Leiter	CAL	2004	Dewon Brazelton	TB	2016	Yangervis Solarte	SD
1995	Scott Radinsky	CWS	2005	Aaron Cook	COL	2017	Chad Bettis	COL
1996	Curtis Pride	DET	2006	Freddy Sanchez	PIT	2018	Stephen Piscotty	OAK
1997	Eric Davis	BAL	2007	Jon Lester	BOS	2019	Rich Hill	LAD
1998	Bret Saberhagen	BOS	2008	Rocco Baldelli	TB	2020	Daniel Bard	COL
1999	Mike Lowell	FLA	2009	Chris Carpenter	STL	2021	Trey Mancini	BAL
2000	Kent Mercker	ANA	2010	Joaquin Benoit	TB	2022	Jose Cuas	KC
	Tony Saunders	FLA	2011	Tony Campana	CHC			

Thomas A. Yawkey Red Sox Most Valuable Player Award

Each year, the Boston chapter of the Baseball Writers' Association of America presents the Thomas A. Yawkey Award to the Red Sox Most Valuable Player. From 1937 through 1952 the award went to either a Red Sox or a member of the Boston Braves. The Braves moved to Milwaukee prior to the 1953 season and the award became strictly a Red Sox MVP selection. After Mr. Yawkey's death in 1976, the Boston Writers renamed the award in his honor. Carl Yastrzemski (6), David Ortiz (5), Roger Clemens (4), Dwight Evans (4), Mo Vaughn (4), Ted Williams (4), and Pedro Martinez (3) each won the award three or more times.

YEAR	PLAYER	YEAR	PLAYER	YEAR	PLAYER	YEAR	PLAYER
1937	*Jim Turner, RHP	1960	Vic Wertz, 1B	1983	Jim Rice, LF	2004	David Ortiz, DH-1B
1938	Jimmie Foxx, RHP	1961	Chuck Schilling, 2B	1984	Dwight Evans, RF	2005	David Ortiz, DH-1B
1939	Joe Cronin, SS	1962	Eddie Bressoud, SS		Tony Armas, CF	2006	David Ortiz, DH-1B
1940	*Johnny Cooney, OF	1963	Carl Yastrzemski, LF	1985	Wade Boggs, 3B	2007	Mike Lowell, 3B
1941	Ted Williams, LF	1964	Dick Radatz, RHP	1986	Roger Clemens, RHP	2008	Dustin Pedroia, 2B
1942	(No winners	1965	Carl Yastrzemski, LF	1987	Dwight Evans, RF	2009	Kevin Youkilis, 1B-3B
1943	awarded during	1966	Tony Conigliaro, RF	1988	Mike Greenwell, LF	2010	Adrián Beltré, 3B
1944	World War II)	1967	Carl Yastrzemski, LF	1989	Nick Esasky, 1B	2011	Jacoby Ellsbury, CF
1945	*Tommy Holmes, RF	1968	Ken Harrelson, 1B-RF	1990	Roger Clemens, RHP	2012	Dustin Pedroia, 2B
1946	Ted Williams, LF	1969	Rico Petrocelli, SS-3B	1991	Roger Clemens, RHP	2013	David Ortiz, DH
1947	*Bob Elliott, 3B	1970	Carl Yastrzemski, 1B-LF	1992	Roger Clemens, RHP	2014	David Ortiz, DH
1948	*Johnny Sain, RHP	1971	Reggie Smith, CF-RF	1993	Mo Vaughn, 1B	2015	Xander Bogaerts, SS
1949	Ted Williams, LF	1972	Carlton Fisk, C	1994	Mo Vaughn, 1B	2016	Mookie Betts, RF
1950	Billy Goodman, INF	1973	Tommy Harper, OF	1995	Mo Vaughn, 1B	2017	Mookie Betts, RF
1951	Ellis Kinder, RHP	1974	Carl Yastrzemski, 1B-LF	1996	Mo Vaughn, 1B	2018	Mookie Betts, RF
1952	*Walker Cooper, C	1975	Fred Lynn, CF	1997	Nomar Garciaparra, SS	2019	Xander Bogaerts, SS
1953	Ellis Kinder, RHP	1976	Carl Yastrzemski, 1B-LF	1998	Nomar Garciaparra, SS	2020	(No winner named due to COVID-19)
1954	Jackie Jensen, RF	1977	Carlton Fisk, C	1999	Pedro Martinez, RHP	2021	Rafael Devers, 3B
1955	Ted Williams, LF	1978	Jim Rice, LF	2000	Pedro Martinez, RHP	2022	Rafael Devers, 3B
1956	Jim Piersall, CF	1979	Rick Burleson, SS	2001	Trot Nixon, RF		
1957	Frank Malzone, 3B	1980	Rick Burleson, SS	2002	Derek Lowe, RHP		
1958	Jackie Jensen, RF	1981	Dwight Evans, RF		Pedro Martinez, RHP		
1959	Frank Malzone, 3B	1982	Dwight Evans, RF	2003	Jason Varitek, C		

*Boston Braves

Miscellaneous Boston Baseball Writers Awards

The Boston Baseball Writers Chapter also presents other awards annually, if applicable. Among them, since 1990:

YEAR	RED SOX PITCHER	RED SOX ROOKIE	HEART & HUSTLE	GOOD GUY
1990	Roger Clemens	Dana Kiecker	Tony Pena	Ken Coleman
1991	Roger Clemens	Phil Plantier	Jeff Gray	Tim Horgan
1992	Roger Clemens	Bob Zupic	Steve Palermo	Ernie Harwell
1993	Danny Darwin	Aaron Sele	Andre Dawson	John Donovan, Jr.
1994	Roger Clemens	Carlos Rodriguez	No Selection	Joe Gilda
1995	Tim Wakefield	Troy O'Leary	No Selection	Frank MacKay
1996	Roger Clemens	No Selection	Bill Haselman	Bill Wanless
1997	Tom Gordon	Nomar Garciaparra	Jeff Frye	Mary Jane Ryan
1998	Pedro Martinez	Jason Varitek	Bret Saberhagen	Jim Corsi
1999	Pedro Martinez	T. Nixon & B. Daubach	Jason Varitek	Mike Port
2000	Pedro Martinez	No Selection	Pete Schourek	Rich Garces
2001	Hideo Nomo	Shea Hillenbrand	Brian Daubach	Jon Miller
2002	Pedro Martinez	Casey Fossum	Tim Wakefield	Johnny Damon
2003	Derek Lowe	No Selection	Kevin Millar	Joe Cochran
2004	Curt Schilling	Kevin Youkilis	Johnny Damon	Joe Castiglione
2005	Tim Wakefield	No Selection	Johnny Damon	J.P. Villaman
2006	Jonathan Papelbon	Jonathan Papelbon	Mike Lowell	Ron Jackson
2007	Josh Beckett	Dustin Pedroia	Kevin Youkilis	Mike Lowell
2008	Jon Lester	Jacoby Ellsbury	Kevin Youkilis	Sean Casey
2009	Jon Lester	Daniel Bard	Nick Green	John Farrell
2010	J. Lester & C. Buchholz	Ryan Kalish	Darnell McDonald	Bill Hall
2011	Alfredo Aceves	Josh Reddick	Dustin Pedroia	Jarrold Saltaalamacchia
2012	Clay Buchholz	Will Middlebrooks	Mike Aviles	Cody Ross
2013	Jon Lester	Jose Iglesias	Jonny Gomes	David Ross
2014	Jon Lester	Brock Holt	Dustin Pedroia	Brian Butterfield
2015	Eduardo Rodriguez	Eduardo Rodriguez	Mookie Betts	Don Orsillo
2016	Rick Porcello	N/A	Xander Bogaerts	Steven Wright
2017	Chris Sale	Andrew Benintendi	Xander Bogaerts	Jack McCormick
2018	Chris Sale	Ryan Brasier	Brock Holt	Kevin Doyle
2019	Eduardo Rodriguez	Michael Chavis	Rafael Devers	Rick Porcello
2020	None	None	None	None
2021	Nathan Eovaldi	Bobby Dalbec	Hunter Renfro	Adam Ottavino
2022	Michael Wacha	Brayan Bello	Rob Refsnyder	Rich Hill

Red Sox in the All-Star Game

Luis Alicea, coach (1).....	2008
Mike Andrews, 2B (1).....	1969
Luis Aparicio, SS (2).....	1971 , 72
Tony Armas, outfield (1).....	1984
Del Baker, coach (1).....	1947
Andy Barkett, coach (1).....	2019
Matt Barnes, RHP (1).....	2021
Jason Bay, OF (1).....	2009
Josh Beckett, P (3).....	2007, 2009, 2011
Gary Bell, P (1).....	1968
Adrián Beltré, 3B (1).....	2010
Mookie Betts, OF (4).....	2016 , 17 , 18 , 19
Arnie Beyeler, coach (1).....	2014
Craig Bjornson, coach (1).....	2019
Xander Bogaerts, SS (4).....	2016 , 19, 21 , 22
Wade Boggs, 3B (8).....	1985, 86 , 87 , 88 , 89 , 90 , 91 , 92
Lou Boudreau, coach (1).....	1953
Jackie Bradley Jr., OF.....	2016
Eddie Bressoud, SS (1).....	1964
Tom Brewer, P (1).....	1956
Don Bryant, coach (1).....	1976
Clay Buchholz, P (2).....	2010, 2013
Tom Burgmeier, P (1).....	1980
Ellis Burks, OF (1).....	1990
Rick Burleson, SS (3).....	1977 , 78, 79
Brian Butterfield, coach (1).....	2014
Bill Campbell, P (1).....	1977
Mark Clear, P (1).....	1982
Roger Clemens, P (5).....	1986 , 88, 90, 91, 92
Matt Clement, P (1).....	2005
Greg Colbrunn, coach (1).....	2014
Eddie Collins, coach (1).....	1933
Tony Conigliaro, OF (1).....	1967
Scott Cooper, 3B (2).....	1993, 94
Alex Cora, manager (1).....	2019
Roger Cramer, OF (4).....	1937, 38, 39 , 40
Joe Cronin, manager, coach, SS (9).....	1935 , 36, 37 , 38 , 39 , 40*, 41, 44, 47*, 83†
Ray Culp, P (1).....	1969
Tom Daley, coach (1).....	1940
Johnny Damon, OF (2).....	2002, 05
Rafael Devers, 3B (2).....	2021 , 22
Dom DiMaggio, OF (7)...	1941, 42, 46 , 49 , 50, 51 , 52
Joe Dobson, P (1).....	1948
Bobby Doerr, 2B (9).....	1941 , 42, 43 , 44 , 46 , 47, 48, 50 , 51, 88†
J.D. Drew, OF (1).....	2008
Walter Dropo, 1B (1).....	1950
Dennis Eckersley, P (1).....	1982
Jacoby Ellsbury, OF (1).....	2011
Nathan Eovaldi, RHP (1).....	2021
Dwight Evans, OF (3).....	1978, 81, 87
Carl Everett, OF (1).....	2000
John Farrell, coach, manager (2).....	2008, 14
Johns Febles, coach (1).....	2019
Rick Ferrell, C (4).....	1933 , 34, 35, 36
Dave Ferriss, P (1).....	1946
Lou Finney, OF (1).....	1940
Bill Fischer, coach (1).....	1987
Carlton Fisk, C (7).....	1972, 73 , 74, 76, 77 , 78 , 80 , 99†
Mike Fornieles, P (1).....	1961 (1st G)

Pete Fox, OF (1).....	1944
Jimmie Foxx, 3B, 1B (6).....	1936, 37, 38 , 39, 40 , 41
Terry Francona, manager (2).....	2005*, 08*
Nomar Garciaparra, SS (5).....	1997, 99 , 00, 02, 03
Rich Gedman, C (2).....	1985, 86
Adrián González, 1B (1).....	2011
Billy Goodman, 1B, 2B (2).....	1949, 53
Tom Goodwin, coach (1).....	2019
Tom Gordon, P (1).....	1998
Mike Greenwell, OF (2).....	1988, 89
Lefty Grove, P (5).....	1935, 36 , 37, 38, 39
DeMarlo Hale, coach (1).....	2008
Erik Hanson, P (1).....	1995
Ken Harrelson, OF (1).....	1968
Mickey Harris, P (1).....	1946
Bill Haselman, coach (1).....	2005
Mike Higgins, coach (1).....	1961 (2nd G)
Shea Hillenbrand, 3B (1).....	2002
Brock Holt (1).....	2015
Tex Hughson, P (3).....	1942, 43, 44
Bruce Hurst, P (1).....	1987
Tim Hyers, coach (1).....	2019
Ron Jackson, coach (1).....	2005
Jackie Jensen, OF (2).....	1955, 58
Bob Johnson, OF (1).....	1944
Darrell Johnson, manager (1).....	1976*
Lynn Jones, coach (1).....	2005
Oscar Judd, P (1).....	1943
George Kell, 3B (2).....	1952, 53
Craig Kimbrel, P (3).....	2016, 17, 18
Bill Lee, P (1).....	1973
Jon Lester, P (3).....	2010, 11, 14
Dana LeVangie, coach (2).....	2014, 19
Jim Lonborg, P (1).....	1967
Mark Loretta, 2B (1).....	2006
Derek Lowe, P (2).....	2000, 02
Torey Lovullo, coach (1).....	2014
Mike Lowell, 3B (1).....	2007
Fred Lynn, OF (6).....	1975, 76 , 77, 78 , 79 , 80
Dave Magadan, coach (1).....	2008
Frank Malzone, 3B (8).....	1957, 58 , 59, 59 , 60 , 60 , 63 , 64
Felix Mantilla, 2B (1).....	1965
J.D. Martinez, DH (4).....	2018 , 19 , 21, 22
Pedro Martinez, P (4).....	1998, 99 , 2000, 02
Victor Martinez, C (1).....	2010
John McNamara, manager, coach (2).....	1986, 87*
Brad Mills, coach (2).....	2005, 08
Bill Monbouquette, P (4).....	1960 , 60, 62 (1st G), 63
Mitch Moreland, 1B (1).....	2018
Joe Morgan, coach (1).....	1989
Jerry Moses, C (1).....	1970
Juan Nieves, coach (1).....	2014
Jose Offerman, 2B (1).....	1999
Hideki Okajima, P (1).....	2007
David Ortiz, DH, 1B (10).....	2004, 05 , 06 , 07 , 08, 10, 11 , 12 , 13 , 16
Jonathan Papelbon, P (4).....	2006, 07, 08, 09
Mel Parnell, P (2).....	1949 , 51
Dustin Pedroia, 2B (4).....	2008 , 09, 10, 13
Johnny Pesky, SS, coach (2).....	1946 , 63
Rico Petrocelli, SS (2).....	1967 , 69

Bold Red indicates selected to start game

*Manager, AL Team

†Honorary AL Captain

Teams chosen by vote of fans 1947 thru 1957 and 1970 on; 2 games were played 1959-62

Red Sox in the All-Star Game, Continued

Jimmy Piersall, OF (2)	1954, 56
Dick Radatz, P (2)	1963, 64
Manny Ramirez, OF (8)	2001, 02, 03, 04, 05, 06, 07, 08
Jeff Reardon, P (1)	1991
Jerry Remy, 2B (1)	1978
Jim Rice, OF, coach (9)	1977, 78, 79, 80, 83, 84, 85, 86, 99
Victor Rodriguez, coach (1)	2014
Ron Roenicke, coach (1)	2019
Pete Runnels, 1B, 2B (5)	1959, 59, 60, 60, 62 (G2)
Chris Sale, P (2)	2017, 18
Jose Santiago, P (1)	1968
Curt Schilling, P (1)	2004
Don Schwall, P (1)	1961 (2nd G)
George Scott, 1B (2)	1966, 77
Sonny Siebert, P (1)	1971
Reggie Smith, OF (2)	1969, 72
Bob Stanley, P (2)	1979, 83
Vern Stephens, SS, 3B (4)	1948, 49, 50, 51
Frank Sullivan, P (2)	1955, 56
Dale Sveum, coach	2005
Birdie Tebbetts, C (2)	1948, 49

Luis Tiant, P (2)	1974, 76
Gary Tuck, coach (1)	2008
Koji Uehara, P (1)	2014
Ugueth Urbina, P (1)	2002
Jason Varitek, C (2)	2003, 05
Mo Vaughn, 1B (3)	1995, 96, 98
Ramón Vázquez, coach (1)	2019
Mickey Vernon, 1B (1)	1956
Hal Wagner, C (1)	1946
Tim Wakefield, P (1)	2009
Dave Wallace, coach	2005
Sammy White, C (1)	1953
Dick Williams, manager (1)	1968*
Jimmy Williams, coach (1)	1999
Ted Williams, OF (19) ...	1940, 41, 42, 46, 47, 48, 49, 50, 51, 53, 54, 55, 56, 57, 58, 59, 59, 60, 60
Steven Wright, P (1)	2016
Carl Yastrzemski, OF, 1B (18)	1963, 65, 66, 67, 68, 69, 70, 71, 72, 73, 74, 75, 76, 77, 78, 79, 82, 83, 89†
Rudy York, 1B (1)	1946
Kevin Youkilis, 1B, 3B (3)	2008, 09, 11
Don Zimmer, coach (1)	1978

Bold Red indicates selected to start game

*Manager, AL Team

†Honorary AL Captain

Teams chosen by vote of fans 1947 thru 1957 and 1970 on; 2 games were played 1959-62

MOST ALL-STAR GAMES AS PLAYER, RED SOX HISTORY

Player	Games
Ted Williams	19
Carl Yastrzemski	18
David Ortiz	10
Bobby Doerr	9
Jim Rice	8
Wade Boggs	8
Frank Malzone	8
Manny Ramirez	8
Dom DiMaggio	7
Carlton Fisk	7
Jimmie Foxx	6
Fred Lynn	6
Roger Clemens	5
Nomar Garciaparra	5
Lefty Grove	5
Pete Runnels	5

YEARS WITH MOST RED SOX ALL-STAR SELECTIONS

Year Players

1946	8 (DiMaggio, Doerr, Ferriss, Harris, Pesky, Wagner, Williams, York)
1978	7 (Burleson, Evans, Fisk, Lynn, Remy, Rice, Yastrzemski)
2002	7 (Damon, Garciaparra, Hillenbrand, Lowe, Martinez, Ramirez, Urbina)
2016	6 (Betts, Bogaerts, Bradley Jr., Kimbrel, Ortiz, Wright)
2011	6 (Beckett, Ellsbury, Gonzalez, Lester, Ortiz, Youkilis)
2010	6 (Beltre, Buchholz, Lester, Martinez, Ortiz, Pedroia)
2009	6 (Bay, Beckett, Papelbon, Pedroia, Wakefield, Youkilis)
2008	6 (Drew, Ortiz, Papelbon, Pedroia, Ramirez, Youkilis)
1977	6 (Burleson, Campbell, Fisk, Lynn, Scott, Yastrzemski)

5 All-Stars: 1940, '41, '48, '49, '50, '51, '56, '69, '79, 2005, '07, '18, '21;

4 All-Stars: 1936, '37, '38, '39, '42, '44, '53, '60g1, '60g2, '63, '67, '68, '72, '76, '80, '86, 2000, '06; **3 All-Stars:** 1935, '43, '55, '58, '59g1, '59g2, '64, '71, '73, '74, '82, '83, '85, '87, '88, '89, '90, '91, '98, '99, 2003, '04, '13, '17, '19, '22; **2 All-Stars:** 1947, '52, '54, '57, '65, '66, '70, '75, '84, '92, '95, 2014; **1 All-Star:** 1933, '34, '61g2, '62g1, '62g2, '81, '93, '94, '96, '97, 2001, '12, '15; **0 All-Stars:** 1945 (no game), '61g1

MOST ALL-STAR STARTS, RED SOX HISTORY

Player	Starts
Ted Williams	12
Carl Yastrzemski	8
Wade Boggs	7
David Ortiz	7
Manny Ramirez	7
Bobby Doerr	5
Frank Malzone	5
Carlton Fisk	4
Fred Lynn	4
Jim Rice	4

YEARS WITH MOST RED SOX ALL-STAR STARTERS

Year Players

1946	4 (DiMaggio-CF, Doerr-2B, Pesky-SS, Williams-LF)
1949	4 (DiMaggio-RF, Parnell-P, Tebbetts-C, Williams-LF)
2005	4 (Damon-CF, Ortiz-DH, Ramirez-LF, Varitek-C)
2016	4 (Betts-RF, Bogaerts-SS, Bradley Jr.-LF, Ortiz-DH)

3 starters: 11 times; **2 starters:** 18 times; **1 starter:** 38 times;

0 starters: 21 times

Red Sox in the All-Star Game, Continued

All-Star Game Home Runs by Red Sox

PLAYER	DATE	WHERE	INN.	ON BASE	PITCHER
Ted Williams	7/8/41	DET	9th	2	Claude Passeau
Bobby Doerr	7/13/43	PHI (AL)-a	2nd	2	Mort Cooper
Ted Williams	7/9/46	Fenway	4th	0	Kirby Higbe
Ted Williams	7/9/46	Fenway	8th	2	Rip Sewell
Ted Williams	7/10/56	WAS-b	6th	1	Warren Spahn
Frank Malzone	8/3/59	LAD-c	2nd	0	Don Drysdale
Pete Runnels	7/30/62	CHC	3rd	0	Art Mahaffey
Carl Yastrzemski (PH)	7/15/75	MIL	6th	2	Tom Seaver
Fred Lynn	7/13/76	PHI (NL)	4th	0	Tom Seaver
George Scott	7/19/77	NYN	9th	1	Rich Gossage
Fred Lynn	7/17/79	SEA	1st	1	Steve Carlton
Fred Lynn	7/8/80	LAD-d	5th	1	Bob Welch
Jim Rice	7/6/83	CWS	3rd	0	Atlee Hammaker
Wade Boggs	7/11/89	ANA	1st	0	Rick Reuschel
Manny Ramirez	7/13/04	HOU	1st	1	Roger Clemens
David Ortiz	7/13/04	HOU	6th	1	Carl Pavano
J.D. Drew	7/15/08	NYN	7th	1	Edinson Volquez
Adrián González	7/12/11	ARI	4th	0	Cliff Lee

a-Shibe Park b-Griffith Stadium c-LA Coliseum d-Dodger Stadium

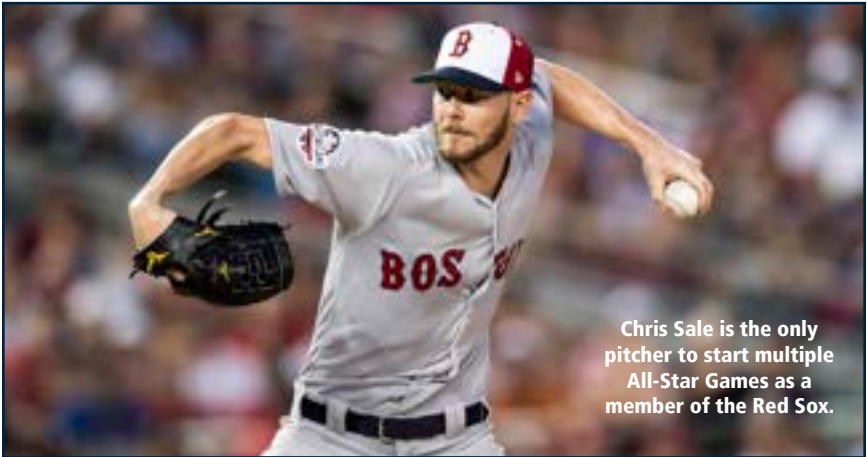
Red Sox Pitchers Who Have Started the All-Star Game

PITCHER	YEAR/CITY	DEC.	IP	H	R	ER	BB	SO
Lefty Grove	1936/Boston (NL)	Lost	3.0	3	2	2	2	2
Mel Parnell	1949/Brooklyn	ND	†1.0	3	3	3	1	1
Bill Monbouquette	1960/Kansas City	Lost	2.0	5	4	4	0	2
Dennis Eckersley	1982/Montreal	Lost	3.0	2	3	3	2	1
Roger Clemens*	1986/Houston	Won	3.0	0	0	0	0	2
Pedro Martinez*	1999/Boston	Won	2.0	0	0	0	0	5
Derek Lowe	2002/Milwaukee	ND	2.0	2	1	1	0	0
Chris Sale	2017/Miami	ND	2.0	3	0	0	0	2
Chris Sale	2018/Washington	ND	1.0	1	0	0	0	1

*Selected MVP †Faced 3 batters in 2nd inning

Most Hits in an All-Star Game

Ted Williams and Carl Yastrzemski are tied with Joe Medwick for most hits in an All-Star Game with 4. Williams had his 4 (2 singles, 2 home runs) on 7/9/1946 at Fenway Park in a 12-0 American League win. Yastrzemski hit 3 singles and a double on 7/14/1970 in Cincinnati in a 12-inning, 5-4 National League win. He was named Outstanding Player of the game.



All-Star Games at Fenway Park

On 7/13/1999, the Red Sox hosted the 3rd All-Star Game ever to be played at Fenway Park. The American League defeated the National League, 4-1, as Pedro Martinez, the eventual MVP of the Mid-Summer Classic, started and struck out 5 of the 6 batters he faced for the win.

Fenway Park was the site of the 2nd All-Star Game played in 1961. That game featured solid pitching by both sides and ended in a 1-1 tie that was called after 9 innings and a 30-minute rain delay. The Tigers' Rocky Colavito hit a 1st-inning home run for the AL, which managed only 4 hits in the game. The NL's only run scored on an RBI single by the Cardinals' Bill White off Red Sox rookie Don Schwall, who allowed all 5 NL hits in 3.0 innings. The other Red Sox representative at the '61 game at Fenway was manager Mike Higgins, who served as a coach.

The 1st All-Star Game held at Fenway was on 7/9/1946 after a 1-year hiatus due to World War II-related travel restrictions. The American League defeated the National League, 12-0, in a game highlighted by the hitting heroics of Ted Williams. Williams delivered 2 home runs, 2 singles and a walk in his 5 plate appearances, scoring 4 runs and driving in 5 as the AL out-hit the NL, 14-3. In addition to Williams, 7 other Red Sox were AL All-Stars in '46: Johnny Pesky, Dom DiMaggio, Bobby Doerr, Rudy York, Hal Wagner, Dave Ferriss and Mickey Harris.

1945 All-Star Replacement Game

The 1945 All-Star Game was scheduled for Fenway Park. However, due to the on-going war in Europe and with Japan, the game was cancelled, the only year no game has been played since the series began in 1933.

On 7/9-10/1945, there were 9 exhibitions played with proceeds going to benefit war relief efforts. On 7/9, games were played at Chicago's Comiskey Park (Cubs vs. White Sox), New York's Polo Grounds (Yankees vs. Giants), in Great Lakes, IL (Athletics vs. Great Lakes Navy Team), in Cleveland (Reds vs. Indians), and in Indiantown Gap, PA (Pirates vs. Indiantown Gap Army Team). The biggest crowds were 47,144 (Chicago) and 41,267 (New York).

On 7/10, games were played at Washington's Griffith Stadium (Dodgers vs. Senators), St. Louis' Sportsmans Park (Cardinals vs. Browns), Boston's Fenway Park (Braves vs. Red Sox), and Philadelphia's Shibe Park (Phillies vs. Athletics). The highest attendance figures were in Washington (28,791) and St. Louis (24,113).

The only ML team that didn't play was Detroit, which was denied permission to travel to Pittsburgh by the U.S. Government. The Pirates therefore played a U.S. Army team. The A's played a game each day in 2 locations.

The game at Fenway Park drew 22,809 plus 846 servicemen and women and raised \$70,000 for the United War Fund. New Commissioner Senator A.B. "Happy" Chandler made his 1st official visit to Boston and took part in the 1st-pitch ceremonies with Massachusetts Governor Maurice Tobin.


The Red Sox won the game, 8-1, behind rookie pitching star Dave Ferriss and 3 hits, including a home run, by right fielder George "Catfish" Metkovich.

1945 All-Star Replacement Game Box Score

Braves	0	0	0	0	0	0	1	0	0	--	1	7	0
Red Sox	0	2	2	0	0	2	1	1	x	--	8	13	0

Braves - Javery (L), Hutchings (4), J. Tobin (5), Hutchinson (7) and Masi
Red Sox - Ferriss (W), Heflin (4), Hausmann (7) and Garbark, Walters (4)
HR - Metkovich
T - 1:42; Att. - 22,809

Special thanks to Walt Wilson of the Society for American Baseball Research (SABR) and the *Boston Globe* sports department for the information on the 1945 All-Star replacement games.



Ted Williams waved to the crowd at the 1999 All-Star Game.

Fenway Park

Major League Baseball's oldest and smallest ballpark, Fenway Park has been the home of the Boston Red Sox since April 20, 1912 when, after two days of rainouts, the park hosted its first regular season game, an 11-inning, 7-6 Boston win over the New York Highlanders in front of 27,000 fans.

In 111 seasons, venerable Fenway Park has been home to many of the greatest players in baseball history, including Hall of Famers Babe Ruth, Tris Speaker, Lefty Grove, Jimmie Foxx, Joe Cronin, Ted Williams, Bobby Doerr, Carl Yastrzemski, Carlton Fisk, Jim Rice, Pedro Martinez, and David Ortiz. The park has witnessed some of the most memorable moments in baseball history, highlighted, perhaps, by Fisk's 12th-inning home run to win Game 6 of the 1975 World Series, and the amazing comeback against the Yankees in Game 4 of the 2004 American League Championship Series.

Among the world's most famous sporting venues, Fenway Park is best known for the 37-foot high, 231-foot long "Green Monster" left-field wall, which looms only 310 feet from home plate. Equally enticing to hitters is "Pesky's Pole," the right-field foul pole named for Red Sox great Johnny Pesky, which stands only 302 feet from home plate.

Nestled into the Fenway neighborhood of Boston, the park was largely rebuilt for the 1934 season after a five-alarm fire destroyed construction underway by new owner Tom Yawkey. Fenway Park has undergone a series of improvements since the Henry-Werner Group purchased the team in 2002.

The astounding popularity of the ballpark and the team enabled the Red Sox to sell out 793 consecutive games from 2003-13, the longest recorded regular-season sellout streak in U.S. professional sports history. Hundreds of thousands of fans from all over the globe visit Fenway Park year-round. Tours of the ballpark, conducted in English, Spanish, and Japanese, are available daily.

FENWAY FACTS

Constructed	1912
Rebuilt	1934
First Game.....	April 20, 1912
.....	Red Sox 7, Highlanders 6 (11 inn.)
Seating Capacity (Night).....	37,555
Seating Capacity (Day)	37,105
Dell Technologies and State Street Levels	5,457
Box Seats	13,806
Grandstand.....	11,563
Bleachers	6,257
Green Monster	269
Right Field Sam Deck.....	203

OUTFIELD DIMENSIONS

Left Field	310 feet
Left-Center Field	379 feet
Center Field	390 feet
Deep Center Field.....	420 feet
Deep Right Field	380 feet
Right Field	302 feet

HEIGHT OF OUTFIELD WALLS

Left Field	37 feet
Center Field.....	17 feet
Bullpens	5 feet
Right Field	3-5 feet

LENGTH OF LEFT FIELD WALL

231 feet (228 feet in fair territory)

ALL-TIME RED SOX BATTING LEADERS AT FENWAY PARK

Batting Leaders

AVG (min. 2,000 AB)	.369	Wade Boggs
Hits	1,822	Carl Yastrzemski
HR	248	Ted Williams
RBI	1,063	Carl Yastrzemski

ALL-TIME RED SOX PITCHING LEADERS AT FENWAY PARK

Pitching Leaders

Wins	98	Tim Wakefield
Strikeouts	1,332	Roger Clemens
ERA (min. 500.0 IP)	1.80	Carl Mays
Saves	104	Jonathan Papelbon



The Seats

The Wooden Grandstands

Installed during the **1933-34** off-season, Fenway Park's wooden grandstand seats serve as living tributes to the ballpark's history. A fire in January 1934 interrupted renovations, but the park was ready for Opening Day, including these seats. Roughly 75 years later, as part of major improvements between 2008 and 2010, the seats were refurbished and reinstalled. Fans who attend games at Fenway Park today can sit in the same seats their grandparents (and great-grandparents) sat in decades prior.



The Red Seat

On June 9, 1946, Ted Williams hit a 502-foot home run to right field off Detroit RHP Fred Hutchinson. The ball landed on top of the straw hat of Joseph A. Boucher, 56, a construction engineer from Albany, NY who was sitting in **Section 42, Row 37, Seat 21**. "The sun was right in our eyes," he said. "All we could do was duck. I'm glad I didn't stand up. They say it bounced a dozen rows higher, but after it hit my head, I was no longer interested." At that time, the bleachers were benches and not individual seats. In 2016, David Ortiz said reaching the Red Seat is "unhuman." It is still the longest home run ever measured at Fenway Park.



The Foul Poles

Fisk Pole

In Game 6 of the 1975 World Series, Carlton Fisk led off the bottom of the 12th inning with a walk-off home run that clanged off the foul pole above Fenway Park's Green Monster, giving the Red Sox a 7-6 win over the Cincinnati Reds and tying the series at 3-3. Nearly 30 years later, on **June 13, 2005**, prior to an Interleague game against the Reds, the Red Sox honored their former catcher by officially renaming it "Fisk Pole" during a ceremony in the Monster Seats. "The video of Fisk trying to wave the ball fair remains one of the game's enduring images," Red Sox then-president Larry Lucchino said in 2005. "That home run, and that World Series, helped revitalize baseball."



Pesky's Pole

Johnny Pesky was one of the longest-serving ambassadors in Red Sox history, spending 61 years with the organization in nearly every role imaginable, beginning with his minor league playing career in 1940 and lasting until his death at the age of 93 in 2012. Believed to be coined by former Red Sox pitcher Mel Parnell, Fenway Park's right field foul pole was informally known as "Pesky's Pole" for decades beginning in the 1960s, a playful reference to Pesky taking advantage of Fenway's short distance to the right field corner (302 feet). It wasn't until **September 27, 2006** (Pesky's 87th birthday) that the Red Sox made the name official. The pole has been dented by baseballs and signed by thousands of fans over the years, though it underwent significant repairs and received a fresh coat of paint in December 2016.



The Green Monster

Fenway Park's "Green Monster"—the 37-foot, 2-inch wall that extends 231 feet from the left-field foul line to the center-field bleachers—is arguably the most iconic feature of any ballpark in Major League Baseball, rivaled only by Wrigley Field's ivy-covered walls and the upper-deck façade of Yankee Stadium.

"Duffy's Cliff"

The wall did not exist in its current incarnation when Fenway Park opened on April 20, 1912. The original wall was a 25-foot wood-plank fence held fast by horizontal supports known as "whalers" on the backside, built to keep spectators from watching from the Boston Garage Company across Lansdowne Street. The fence was fronted by a 6-to-10 foot earthen embankment, which extended from the bleachers to the property line and was needed because the plot of land on which Fenway Park was built was on an uneven grade, higher on the street side. The embankment was soon dubbed "Duffy's Cliff" because of the skillful way Red Sox left fielder Duffy Lewis navigated the incline in pursuit of fly balls. During the 1912 World Series against the New York Giants, seven rows of bleachers were temporarily installed on the embankment.



In Fenway Park's early years, a 25-foot wood-plank fence was fronted by an embankment known as "Duffy's Cliff."

First baseman Hugh Bradley, a Holy Cross graduate and native of Worcester, Mass., hit the first home run in Fenway Park on April 26, 1912, in the seventh inning of a 7-6 victory over the Philadelphia Athletics. Bradley's three-run home run, which erased a 6-4 deficit, cleared the wall in left field, which previously had been thought to be out of reach of hitters in baseball's "deadball" era. Paul Shannon, writing in the *Boston Post*, called it a "feat that may never be duplicated."

The Manual Scoreboard

The original left-field scoreboard was nearly identical to the one built in Detroit's Navin Field, which opened on the same day as Fenway Park in 1912. It was called an electronic scoreboard, but that was only partially the case; a pressbox keyboard operator communicated information to the scoreboard operators electronically. Operators behind the scoreboard then scrambled up and down a network of ladders and steps and benches, and manually slid markers into slots.

A new scoreboard debuted after Fenway Park was renovated for the 1934 season, the first truly electronically operated scoreboard in baseball with its red, green and yellow lights to signal balls, strikes and outs. It remains one of two manually operated scoreboards in the Major Leagues, the other being in Wrigley Field.

Creating a Monster

When Fenway Park was renovated for the 1934 season, work crews leveled Duffy's Cliff and replaced the wooden fence with what we now know as the Green Monster. The lower 18 feet of the wall was concrete and topped by a 19-foot frame made of 2-by-4 railroad ties bolted together, the entire structure covered with a skin of tin. The wall's reinforced steel-and-concrete foundation extended 22 feet below field level.

Red Sox left fielder Julius "Moose" Solters hit the first home run over the new wall on April 19, 1934, a walk-off home run in the ninth inning of a 5-4 victory over the Washington Senators in the first game of a Patriots Day doubleheader. Newspaper reports said Solters' home run off General Crowder of the Senators went into the windows of the auto shop across Lansdowne Street.



After the 1933 season, the wooden fence in left field was replaced by what we know today as the Green Monster (photo courtesy of the Boston Public Library).

In 1936, a 23-foot, 7-inch net was placed on top of the wall, to protect the windows of business establishments across the street. It was a prudent decision: right-handed slugger Jimmie Foxx would hit 217 home runs over the next six seasons, including 50 in 1938.

In 1947, the year light towers were installed in Fenway Park, the Red Sox elected to scrape the ads that had adorned the wall and painted it "Dartmouth green" to match the rest of the ballpark.

The Modern Wall

It is unclear when the term “Green Monster” first was used. For many years—through the 1980s—it was usually referred to as “The Wall.” In a 1958 story, *Boston Globe* reporter Hy Hurwitz referred to the “easy to reach green monster in Ted Williams’ territory,” and a *UPI* story on August 24, 1960 referred to a double off Fenway Park’s “Green Monster.” Red Sox reliever John Wyatt in 1966 referred to the “jolly green monster” in left, and during the 1967 World Series frequent references were made to the Green Monster.



After the 1975 season, the original tin facing of the Green Monster was stripped off.

The left-field foul pole is known as the “Fisk Pole,” in honor of the game-winning, 12th-inning home run hit off the pole by Hall of Fame catcher Carlton Fisk in Game 6 of the 1975 World Series against Cincinnati on October 21, 1975. The home run came off Reds pitcher Pat Darcy and broke a 6-6 tie.

After the 1975 season, the original tin facing of the wall was stripped off and cut into thousands of 2 ½ inch-by-4 ½ inch rectangles that were mounted on wooden plaques and sold to raise money for the Jimmy Fund, which supports research and care for pediatric and adult cancer at the Dana-Farber Cancer Institute. Installed in its place was a Formica-like material.

After the 2002 season, the team’s new ownership group, headed by John Henry and Tom Werner, decided to remove the screen atop the wall and replaced it with 269 barstool-type seats, which have quickly become among some of the most highly sought seats in the ballpark. Standing-room tickets are also available on the Monster.



Today, seats atop the Green Monster are some of the most coveted in all of baseball.

The Statues

Some of the greatest Red Sox players are immortalized outside Fenway Park's Gate B on Van Ness Street.



TED WILLIAMS

The Red Sox honored Hall of Famer Ted Williams with the first statue in the ballpark's history, unveiled on April 16, 2004. An idea originally proposed by Mayor Thomas M. Menino after Williams' passing in 2002, the statue depicts the slugger, standing 8-feet, 6-inches tall, holding a bat and placing his cap on a child with cancer. The statue was moved a few feet down Van Ness St. in 2010, when the Teammates statue was installed.



CARL YASTRZEMSKI

Hall of Famer Carl Yastrzemski was on hand when a statue in his honor was dedicated on September 22, 2013. The statue captures a moment that took place on Sunday, October 2, 1983, when the lifelong Red Sox star tipped his helmet to fans at Fenway Park before the final at-bat of his 23-year career. Yaz retired that day having played the most games that any player had ever played to that point in the history of MLB (3,308).

TEAMMATES

On June 9, 2010, the Red Sox unveiled a statue dedicated to Bobby Doerr, Dom DiMaggio, Johnny Pesky, and Ted Williams. The statue recognizes the remarkable bonds of camaraderie that these four Red Sox legends enjoyed for over half a century, first as teammates, and then as lifelong friends, the story of which was immortalized in David Halberstam's memorable book, *The Teammates – Portrait of a Friendship*.



Beyond Baseball

Football

Fenway Park's first non-baseball sporting event took place on November 28, 1912, when Boston Latin defeated Boston English, 7-6, in Fenway's first high school football game. Football at the high school, collegiate, and professional levels remained a constant at the venue through 1968, then returned in 2015 after a 47-year hiatus when Notre Dame defeated Boston College in the Shamrock Series, 19-16. High school football at Fenway has become an annual November tradition, while the Fenway Bowl—a collegiate Bowl Game featuring teams from the AAC and ACC—made its debut in 2022 (Louisville vs. Cincinnati) after being cancelled due to the COVID-19 pandemic in 2020 and 2021.



Hockey

The first hockey game at Fenway Park was played on January 1, 2010, when the Boston Bruins defeated the Philadelphia Flyers in overtime, 2-1, in the NHL's Winter Classic. That event paved the way for the inaugural "Frozen Fenway" event in 2010, featuring several men's and women's high school and collegiate games in January. The NHL's Winter Classic returned in January 2023 when the Bruins faced off against the Pittsburgh Penguins, making Fenway the first venue to host the event multiple times.



Music

Fenway Park hosted the Newport Jazz Festival in July 1973, an event that featured Ray Charles and Stevie Wonder. Thirty years later, when Bruce Springsteen and the E Street Band entertained thousands of fans from the Fenway outfield, it began a new era of America's Most Beloved Ballpark hosting some of the biggest music acts in the world (see below).

Other Events

Fenway Park has hosted a number of other sporting events, including lacrosse, boxing, wrestling, and soccer. In recent years, Fenway Sports Group has found new and exciting ways to showcase the ballpark's multi-use possibilities, perhaps none more daring than the 2016 Polartec Big Air, a skiing and snowboarding competition that featured a 140-foot snow ramp that stood taller than the ballpark's light towers. Other events of the past 20 years have included the Irish sport of hurling, the Spartan Race, Red Bull Crashed Ice, and Topgolf. In recent years, Fenway Park has served as an early voting center and as a mass vaccination site to help administer COVID-19 vaccines and booster shots.



BANDS/ARTISTS/COMEDIANS TO PERFORM AT FENWAY PARK, 2003-2022

Sir Paul McCartney • Lady Gaga • Bruce Springsteen and the E Street Band • Zac Brown Band
Billy Joel • Dave Matthews Band • Pearl Jam • The Rolling Stones • James Taylor • Bonnie Raitt
Jay-Z and Justin Timberlake • Jackson Browne • Foo Fighters • The Who • Jimmy Buffett
The Police • Luke Bryan • Jason Aldean • Joan Jett and the Blackhearts
Neil Diamond • Phish • Aerosmith • J. Geils Band • Sheryl Crow • Red Hot Chili Peppers
Tom Petty & the Heartbreakers • Imagine Dragons • Jack White • Dead & Company • Black Eyed Peas
Bill Burr • Jonas Brothers • Maroon 5 • Guns N' Roses • Green Day • Weezer • Poison
Bad Bunny • The Backstreet Boys • Journey and Def Leppard • Mötley Crüe • Kid Rock • Dropkick Murphys
Florida Georgia Line • Nelly • Chris Lane • Roger Waters performing "The Wall"
Mighty Mighty Bosstones • Willie Nelson • Bleachers • Royal Blood • Boyz II Men • Bell Biv DeVoe
New Kids on the Block • Paula Abdul • Kelsea Ballerini • Teddy Swims • Ashland Craft
Drake White and the Big Fire • Mammoth WVH • Mission to Burma • The Interrupters
Thomas Rhett & A Thousand Horses • Fiction Plane • MGMT • Miranda Lambert • Macklemore
Jenny Dee and the Deelinquents • Jordin Sparks • Street Dogs • Jake Owen • Cody Johnson
Gavin DeGraw • Steve Winwood • Olivia Jean • Muddy Magnolias • Dee Jay Silver • Robert Randolph Band
DJ White Shadow • Mark O'Connor Band • Darrel Scott • Sam Hunt • Jon Pardi • Alesso
Morgan Wallen • DJ Rock • The Monsieurs • The Struts • Speedy Ortiz • Dinosaur Jr. • Kings Elliot
Peter Wolf & the Midnight Travelers • Caroline Jones • Cheap Trick • Peter Wolf • St. Vincent • Thundercat
Lukas Nelson & Promise of the Real • Ava Max • blackbear • Jordan McGraw • Extreme • Classless Act

Fenway Park History: 1912-1941

RED SOX BASEBALL AT FENWAY

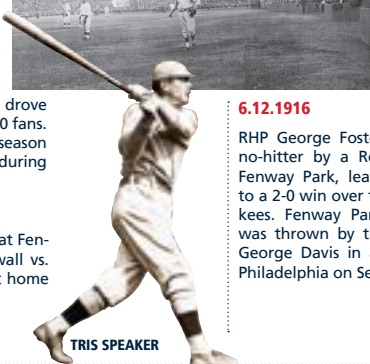
4.20.1912

Following an April 9 exhibition victory over Harvard and a pair of rainouts, the Red Sox won the first official game at Fenway, beating the New York Highlanders (who'd later become the Yankees) 7-6 in 11 innings. Tris Speaker drove home the game winner in front of 27,000 fans. The Red Sox go on to win 105 regular season games and capture the World Series during their first season at Fenway Park.

4.26.1912

1B Hugh Bradley hit the first home run at Fenway and the first over the left field wall vs. Philadelphia. It was the second and last home run of his Major League career.

FENWAY PARK 1912



TRIS SPEAKER

9.11.1918

The Red Sox clinched the 1918 World Series with a 2-1, Game Six victory over the Chicago Cubs. This was the last championship-clinching victory won by the Red Sox at Fenway Park until Game 6 of the 2013 Series.

6.12.1916

RHP George Foster threw the first no-hitter by a Red Sox pitcher at Fenway Park, leading the Red Sox to a 2-0 win over the New York Yankees. Fenway Park's first no-hitter was thrown by the Boston Braves' George Davis in a 7-0 victory over Philadelphia on September 9, 1914.

1912

OTHER FENWAY EVENTS

11.28. 1912

Boston Latin defeated Boston English 7-6 in Fenway Park's first high school football game. Two days later, Oak Park (IL) High School beat Everett (MA) High School 32-12 in the National High School Championship Game. Over the next few decades, several high school football games were played at the park.

10.31.1914

Boston College and Norwich University competed in Fenway Park's first college football game with BC winning 28-6. The Eagles used the park as a frequent home venue through the 1950s.

BOSTON UNIVERSITY AT FENWAY PARK



5.23.1915

In memory of American military members killed in the Spanish-American War, a memorial service was held at Fenway Park with 15,000 in attendance. A memorial service was regularly held at the park over the next few decades.

1914

1918

FENWAY PARK CONSTRUCTION

6.24.1911

Representing his family, John Taylor announced their intention to build Fenway Park. Prior to the 1912 season, the Red Sox played their home games at the Huntington Avenue Grounds, now part of the campus of Northeastern University.

FENWAY PARK 1912



9.24.1911

The groundbreaking occurred for the new ballpark.

5.8.1926

In the first Fenway Park fire, the bleachers along the left-field foul line burned down and were not replaced, giving fielders the chance to snare foul flies behind the third base grandstand.

1918

7.3.1932

The Sox were hammered by the Yankees 13-2 in the first Sunday game at Fenway Park. Sunday baseball was approved in Boston three years earlier, but not at Fenway due to its proximity to a church. The Sox played their Sunday games at Braves Field on Commonwealth Avenue until the law was changed. They actually played the first Boston Sunday game, a 7-3 loss to Philadelphia, at Braves Field, April 28, 1929 in front of 22,000 fans.



1932

TED WILLIAMS



11.14.1925

Boston University played its first football game at Fenway Park, a 14-6 victory over Providence College. BU played occasional home games at Fenway Park through the mid-20th century.

1941

1.5.1934

A five-alarm, four-hour blaze, the second Fenway Park fire, virtually destroyed the construction underway by new owner Thomas A. Yawkey to refurbish the park. Following the fire, construction began on a new left-field grandstand, the bleachers, and the new left field wall.

1936

A 23-foot tall screen was installed above the left field wall. The screen would remain until the Green Monster Seats were constructed in 2003.

9.22.1935

The largest crowd to ever see a game at Fenway Park – 47,627 – turned out for a double-header with the Yankees. Crowds of this size will never be equaled under Fenway Park's current dimensions. More stringent fire laws and league rules after World War II prohibited overcrowding that was permitted in the 1930's.

1940

Bullpens were constructed in front of the bleachers replacing the old bullpen areas in the outfield foul territory beyond the dugouts. Tom Yawkey replaced the right field pavilion section he built in 1934 with an extension of the grandstand, reducing the distance to the right field foul pole to 302 feet.

1934

1940

Fenway Park History: 1942-2001

RED SOX BASEBALL AT FENWAY

6.9.1946

Ted Williams hit a monumental 502-foot home run to right field off Detroit right-hander Fred Hutchinson. The ball landed on top of the straw hat of Joseph A. Boucher, a 56-year-old construction engineer from Albany, NY who was sitting in Section 42, Row 37, Seat 21. "The sun was right in our eyes," he said. "All we could do was duck. I'm glad I didn't stand up. They say it bounced a dozen rows higher, but after it hit my head, I was no longer interested." At that time the bleachers were actual bleachers and not individual seats.

1946

7.9.1946

The Red Sox hosted their first All-Star Game at Fenway Park, a 12-0 American League win. Eight Red Sox were on the All-Star team, but Ted Williams stole the show, going 4-for-4 with two homers, a walk, five RBI and four runs scored.

7.31.1961

Fenway Park was the site of the second All-Star Game played in 1961. The game ended in a 1-1 tie, called after nine innings and a 30-minute rain delay.

10.4.1948

The first playoff game in AL history took place at Fenway, and Cleveland rookie left-hander Gene Bearden beat the Red Sox 8-3. Shortstop-Manager Lou Boudreau led the Indians with two homers and two singles. The defeat prevented the only cross-town World Series in Boston history. Cleveland went on to beat the Boston Braves 4-2 in the World Series.

OTHER FENWAY EVENTS

11.4.1944

Just three days before being elected to an unprecedented fourth term in the Oval Office, President Franklin D. Roosevelt delivered the final speech of his political career at Fenway Park before more than 40,000 supporters. Republican presidential nominee Barry Goldwater and Democratic presidential candidate Eugene McCarthy also gave speeches at Fenway Park in 1964 and 1968, respectively.

FENWAY PARK 1961



7.29.1954

Fenway Park's first basketball game took place as the Harlem Globetrotters defeated the George Mikan United States All-Stars, 61-41.

1960

FENWAY PARK CONSTRUCTION

1947

Green paint replaced advertisements covering the left field wall. No more Calvert Owl ("Be wise"), Gem Blades ("Avoid 5 o'clock shadow"), Lifebuoy ("The Red Sox use it") and Vimms ("Get that Vimms feeling").

1976

Fenway Park's first message board in center field was part of a construction project that included a rebuilding of the left field wall as well as a new enclosed press box. Starting in 1976, National League scores were shown only on the new message board. They returned to the left field scoreboard in 2003.

6.13.1947

The Red Sox defeated the White Sox 5-3 in Fenway Park's first night game. The Red Sox were the third-to-last of the 16 Major League clubs to add lights to the playing field.

1947

1976

6.26.1962

Red Sox RHP Earl Wilson no-hit the Los Angeles Angels in a 2-0 Boston win, becoming the first African-American to throw a no-hitter in the American League.



10.21.1975

The first AL World Series night game was played at Fenway Park, and it was a classic. The memorable Game 6, delayed three days by rain, lasted 4:01. The Red Sox tied the game at 6-6 in the last of the eighth on Bernie Carbo's three-run, pinch-hit homer with two outs, taking the win with Carlton Fisk's oft-replayed home run off Pat Darcy leading off the last of the 12th.



10.1.1967

On the final day of the regular season, the "Impossible Dream" Red Sox clinched the American League pennant with a 5-3 victory over Minnesota. The Red Sox would fall in seven games to the St. Louis Cardinals in the World Series.

1967

10.2.1978

After finishing the season with identical records, the Red Sox and New York Yankees played the second playoff game of its kind in American League history at Fenway Park. On the strength of Bucky Dent's three-run, 7th inning homer, the Yankees defeated the Red Sox 5-4 to capture the AL East Division crown.

4.29.1986

RHP Roger Clemens struck out a Major League, single-game record 20 batters in a 3-1 victory over the Seattle Mariners. Clemens earned AL MVP and Cy Young honors, leading the Red Sox to the 1986 World Series where they lost to the New York Mets in seven games.

7.13.1999

The Red Sox hosted their third All-Star Game, a 4-1 AL win. For the first time in history, the All-Star Game was a three-day event featuring a celebrity hitting contest, a Futures game, and a home run derby.

9.8.1963

The AFL's Boston Patriots downed the Oakland Raiders, 20-14, kicking off a six-year stay at Fenway Park. The Boston Shamrocks, Boston Redskins, and Boston Yanks also played professional football games at the park.



FENWAY PARK 1967

7.27-28.1973

The Newport-New England Jazz Festival brought Ray Charles, Stevie Wonder, B.B. King, and many other famous musicians to play at Fenway Park.

7.8.1968

Legendary soccer player Pelé led his Santos FC team to a 7-1 victory over the Boston Beacons. Occasional soccer matches also took place at the park in the 1920s and 1930s.

1978

FENWAY PARK 1975



1988-1989

The 600 Club, a glass-enclosed section of 606 stadium club seats, was added on the roof behind home plate. New broadcast booths and the press box were relocated on top of the 600 Club. In 2002, the club was renamed the .406 Club in honor of the late Ted Williams, who passed away earlier that year.

1982-1983

Private suites were built atop the left and right field stands.

1989

Fenway Park History: 2002-2022

RED SOX BASEBALL AT FENWAY

10.17.2004

With the Red Sox down to their last three outs in the 2004 ALCS, pinch-runner Dave Roberts stole second base off Yankees closer Mariano Rivera and set up a game-tying RBI by third baseman Bill Mueller. The game ended on a David Ortiz walk-off home run in the 12th inning.

DAVE ROBERTS



4.11.2005

The defending champions received their World Series rings prior to the home opener against the Yankees. Led by Johnny Pesky and Carl Yastrzemski, former players who had longed for such a day helped the active players raise the World Championship flag. James Taylor sang "America the Beautiful," the Boston Symphony and Boston Pops played "The Star-Spangled Banner," and wounded soldiers back from war presented the rings. Boston icons Bobby Orr, Bill Russell, Teddy Bruschi and Richard Seymour threw the Ceremonial First Pitches. And, in fitting style, the Red Sox beat the Yankees.

9.1.2007

Clay Buchholz became the first Red Sox rookie to ever pitch a no-hitter, blanking the Baltimore Orioles 10-0.

5.19.2008

Jon Lester threw the first no-hitter of 2008 in a 7-0 win vs. Kansas City. He became the fourth lefty ever to throw a no-hitter at Fenway Park.

4.19.2012

In perhaps the highest-attended event in Fenway Park history, the Red Sox welcomed nearly 55,000 fans to the storied ballpark for a free Open House on the eve of its official centennial.



4.20.2012

Over 200 Red Sox alumni returned to Fenway Park 100 years to the date of the first Red Sox game at the ballpark. This reunion served as a major highlight of the season-long, 100th Anniversary celebration of Fenway Park. The Red Sox and Yankees battled it out in throwback uniforms, a reenactment of the franchise's Fenway opener in 1912.


2007

OTHER FENWAY EVENTS

9.6-7.2003

Bruce Springsteen and the E Street Band performed the first concerts at Fenway Park in three decades, beginning a series of concerts the park has held in recent years. See page 297 for a complete list of concerts at Fenway Park.

2010 WINTER CLASSIC



9.17.2008

More than 3,000 new citizens were sworn in as Fenway Park hosted its first naturalization ceremony. The park also hosted a naturalization ceremony in 2010, the largest such ceremony ever held.

2008

1.1.2010

On New Year's Day, the NHL's Boston Bruins won the 2010 Winter Classic beating the Philadelphia Flyers in a 2-1 overtime victory.

7.21.2010

42 years after Fenway Park's last soccer match, Celtic F.C. beat Sporting Lisbon, 2-1.

7.25.2012

Soccer fans from around the world turned out for a pre-season friendly at Fenway Park between Liverpool F.C. and A.S. Roma, with Roma ultimately prevailing by a 2-1 score. Roma won again, 1-0, when Fenway Park hosted a rematch on July 23, 2014.

WINTER 2011-12

An ice rink once again topped the Fenway Park tundra as several college and high school teams played at "Frozen Fenway," while open-public skating was also offered to Boston residents. "Frozen Fenway" has since returned several times.

FENWAY PARK CONSTRUCTION

INSTALLING GREEN MONSTER SEATS



APRIL 2002

Two rows of "dugout" seats debuted, along with a media interview room, players lounge and expanded family lounge. With these changes, a ten-year cycle of major, annual improvements to Fenway Park began.

2003

Among many additions, Green Monster seats debuted above the left-field wall and Yawkey Way opened to the public after a one-month trial the previous September.

3.25.2005

The Red Sox announced a long-term commitment to remain at Fenway Park, "America's Most Beloved Ballpark," and the oldest park in the Major Leagues. A comprehensive plan for a complete renovation was submitted to the City of Boston Landmarks Commission, the Massachusetts Historic Commission, and the National Park Service.

2012

"Fenway Park: A Living Museum," a collection of 100 plaques, historical markers, and displays debuted throughout the ballpark in early 2012, as part of an effort to help educate guests about Fenway's wide-ranging history.



2015

Fenway Farms opens as a rooftop garden in time for Opening Day in 2015.

2002

2015



10.30.2013

Boston's 6-1 win over St. Louis in Game 6 secured the franchise's eighth World Series title, and third in ten years. It was the Red Sox' first clinching World Series win at Fenway Park since the 1918 team won it all 95 years prior.

4.20.2013

In an emotional day at Fenway Park and throughout the City of Boston, the Red Sox played their first home game following the tragic events at the Boston Marathon five days earlier. An emotional David Ortiz proclaimed during pre-game ceremonies that "This is our...city," and Daniel Nava hit a go-ahead homer in the bottom of the eighth inning, leading the Red Sox to a 4-3 victory over the Royals.



10.10.2016

Boston's season ended with a 4-3 loss to Cleveland in the ALDS, but the largest postseason crowd in Fenway's history (39,530) stayed long after the final out to give David Ortiz a proper sendoff in his final game as a player.



9.30.2018

The Red Sox closed out their 2018 regular season with a 10-2 win over the Yankees. Boston's 108 wins were 3 more than the previous franchise best, established 106 years prior in 1912 (105).

OCTOBER 10-11, 2021

One day after defeating the Rays in Game 3 of the ALDS on a 13th-inning walk-off home run from Christian Vázquez, the Red Sox punched their ticket to the ALCS with another walk-off victory in Game 4, this time on a sacrifice fly from Kiké Hernández in front of an electric Fenway crowd. Boston became only the 2nd team ever to clinch a Post-season series with back-to-back walk-off wins, joining the 1991 Twins.



2013



SHAMROCK SERIES

FALL 2015

Fenway Park donned football goalposts for the first time since 1968, playing host to the Shamrock Series, a 19-16 Notre Dame win over Boston College, as well as Thanksgiving high school games. The same week, Galway defeated Dublin in the first hurling match at Fenway since 1954.

9.1-2.2017

Lady Gaga made her Fenway Park debut as part of her *Joanne World Tour*, becoming the first female to headline a concert at the venue.



WINTER 2020-21

After more than 4,500 people voted early at Fenway Park from Oct. 17-18, 2020, the ball park opened as Boston's first mass vaccination site on 2/1/21.



BIG AIR AT FENWAY

2.11-12.2016

An incredible 140-foot snow ramp, taller than the light towers, stood as the centerpiece of "Big Air at Fenway," a two-day snowboarding and freeskiing event.

12.17.2022

Scheduled to debut in 2020 but delayed twice due to the COVID-19 pandemic, the 2022 Wasabi Fenway Bowl was the culmination of years of preparation and hard work to bring a collegiate bowl game to 4 Jersey Street. The University of Louisville defeated the University of Cincinnati, 24-7.

2022

2016

The State Street Pavilion level was extended to accommodate 265 new seats in the Right Field Pavilion Reserved and Left Field Pavilion Reserved sections.



JIM BEAM DUGOUT

2017

The Red Sox made several new improvements for the 2017 season, including the addition of two rows of dugout seats, a new video board on the right-field roof deck, the restoration of Pesky Pole, and a removable bullpen wall that allows Fenway to better adapt to non-baseball events.

2018

The Jim Beam Dugout, a new field-level group seating area situated beyond the Red Sox dugout on the first base line, was built to give fans a view similar to the players by recreating the dugout experience with bats, helmets, and even a giant Gatorade cooler. As part of a new partnership with Samuel Adams, the Official Beer of the Boston Red Sox, the Right Field Roof Deck was refreshed and rebranded as the "Sam Deck."



2016

Annual Standings and Attendance

YEAR	POS	W - L	PCT.	GA/GB	MANAGER	ATTENDANCE
1901	2	79 - 57	.581	4	James J. Collins	289,448
1902	3	77 - 60	.562	6 1/2	James J. Collins	348,567
1903	1E	91 - 47	.659	14 1/2	James J. Collins	379,338
1904	1	95 - 59	.617	1 1/2	James J. Collins	*623,295
1905	4	78 - 74	.513	16	James J. Collins	466,828
1906	8	49 - 105	.318	45 1/2	Collins, Charles S. Stahl	410,209
1907	7	59 - 90	.396	32 1/2	G. Huff, B. Unglaub, C. Young, J. McGuire	436,777
1908	5	75 - 79	.487	15 1/2	McGuire, Fred Lake	473,048
1909	3	88 - 63	.583	9 1/2	Fred Lake	668,965
1910	4	81 - 72	.529	22 1/2	Patrick J. Donovan	584,619
1911	5	78 - 75	.510	24	Patrick J. Donovan	503,961
1912	1E	105 - 47	.691	14	J. Garland (Jake) Stahl	597,096
1913	4	79 - 71	.527	15 1/2	Stahl, William F. Carrigan	437,194
1914	2	91 - 62	.595	8 1/2	William F. Carrigan	*481,359
1915	1E	101 - 50	.669	2 1/2	William F. Carrigan	*539,885
1916	1E	91 - 63	.591	2	William F. Carrigan	496,397
1917	2	90 - 62	.592	9	John J. Barry	387,856
1918	1E	75 - 51	.595	2 1/2	Edward G. Barrow	249,513
1919	6	66 - 71	.482	20 1/2	Edward G. Barrow	417,291
1920	5	72 - 81	.471	25 1/2	Edward G. Barrow	402,445
1921	5	75 - 79	.487	23 1/2	Hugh Duffy	279,273
1922	8	61 - 93	.396	33	Hugh Duffy	259,184
1923	8	61 - 91	.401	37	Frank L. Chance	229,688
1924	7	67 - 87	.435	25	Lee A. Fohl	448,556
1925	8	47 - 105	.309	49 1/2	Lee A. Fohl	267,782
1926	8	46 - 107	.301	44 1/2	Lee A. Fohl	285,155
1927	8	51 - 103	.331	59	William F. Carrigan	305,275
1928	8	57 - 96	.373	43 1/2	William F. Carrigan	396,920
1929	8	58 - 96	.377	48	William F. Carrigan	394,620
1930	8	52 - 102	.338	50	Charles H. Wagner	444,045
1931	6	62 - 90	.408	45	John F. (Shano) Collins	350,975
1932	8	43 - 111	.279	64	Collins, Martin J. McManus	182,150
1933	7	63 - 86	.423	34 1/2	Martin J. McManus	268,715
1934	4	76 - 76	.500	24	Stanley R. (Bucky) Harris	610,640
1935	4	78 - 75	.510	16	Joseph E. Cronin	558,568
1936	6	74 - 80	.481	28 1/2	Joseph E. Cronin	626,895
1937	5	80 - 72	.526	21	Joseph E. Cronin	559,659
1938	2	88 - 61	.591	9 1/2	Joseph E. Cronin	646,459
1939	2	89 - 62	.589	17	Joseph E. Cronin	573,070
1940	4	82 - 72	.532	8	Joseph E. Cronin	716,234
1941	2	84 - 70	.545	17	Joseph E. Cronin	718,497
1942	2	93 - 59	.612	9	Joseph E. Cronin	730,340
1943	7	68 - 84	.447	29	Joseph E. Cronin	358,275
1944	4	77 - 77	.500	12	Joseph E. Cronin	506,975
1945	7	71 - 83	.461	17 1/2	Joseph E. Cronin	603,794
1946	1	104 - 50	.675	12	Joseph E. Cronin	1,416,944
1947	3	83 - 71	.539	14	Joseph E. Cronin	1,427,315
1948	2	96 - 59	.619	1	Joseph V. McCarthy	1,558,798
1949	2	96 - 58	.623	1	Joseph V. McCarthy	1,596,650
1950	3	94 - 60	.610	4	McCarthy, Stephen F. O'Neill	1,344,080
1951	3	87 - 67	.565	11	Stephen F. O'Neill	1,312,282
1952	6	76 - 78	.494	19	Louis Boudreau	1,115,750
1953	4	84 - 69	.549	16	Louis Boudreau	1,026,133
1954	4	69 - 85	.448	42	Louis Boudreau	931,127
1955	4	84 - 70	.545	12	Michael F. Higgins	1,203,200
1956	4	84 - 70	.545	13	Michael F. Higgins	1,137,158
1957	3	82 - 72	.532	16	Michael F. Higgins	1,181,087
1958	3	79 - 75	.513	13	Michael F. Higgins	1,077,047
1959	5	75 - 79	.487	19	Higgins, R. York, William F. Jurges	984,102
1960	7	65 - 89	.422	32	Jurges, Higgins, Del Baker	1,129,866
1961	6	76 - 86	.469	33	Michael F. Higgins	850,589
1962	8	76 - 84	.475	19	Michael F. Higgins	733,080
1963	7	76 - 85	.472	28	John M. Pesky	942,642
1964	8	72 - 90	.444	27	Pesky, William J. Herman	883,276
1965	9	62 - 100	.383	40	William J. Herman	652,201
1966	9	72 - 90	.444	26	Herman, James E. (Pete) Runnels	811,172
1967	1	92 - 70	.568	1	Richard H. Williams	*1,727,832
1968	4	86 - 76	.531	17	Richard H. Williams	1,940,788
1969	3E	87 - 75	.537	22	Williams, Edward J. Popowski	*1,833,246

History & Records

Annual Standings and Attendance, Continued

YEAR	POS	W - L	PCT.	GA/GB	MANAGER	ATTENDANCE
1970	3E	87 - 75	.537	21	Edward M. Kasko	*1,595,278
1971	3E	85 - 77	.525	18	Edward M. Kasko	*1,678,732
1972	2E	85 - 70	.548	1/2	Edward M. Kasko	1,441,718
1973	2E	89 - 73	.549	8	Edward M. Kasko	1,481,002
1974	3E	84 - 78	.519	7	Darrell D. Johnson	*1,566,411
1975	1E\$	95 - 65	.594	4 1/2	Darrell D. Johnson	*1,748,587
1976	3E	83 - 79	.512	15 1/2	Johnson, Donald W. Zimmer	1,895,846
1977	2TE	97 - 64	.602	2 1/2	Donald W. Zimmer	2,074,549
1978	2E	99 - 64	.607	1	Donald W. Zimmer	2,320,643
1979	3E	91 - 69	.569	11 1/2	Donald W. Zimmer	2,353,114
1980	4E	83 - 77	.519	19	Zimmer, John M. Pesky	1,956,092
1981	5E†	59 - 49	.546	2 1/2†	Ralph G. Houk	1,060,379
	2TE	29 - 23	.558	1 1/2	2nd half	
	5E	30 - 26	.536	4	1st half	
1982	3E	89 - 73	.549	6	Ralph G. Houk	1,950,124
1983	6E	78 - 84	.481	20	Ralph G. Houk	1,782,285
1984	4E	86 - 76	.531	18	Ralph G. Houk	1,661,618
1985	5E	81 - 81	.500	18 1/2	John F. McNamara	1,786,633
1986	1E\$	95 - 66	.590	5 1/2	John F. McNamara	2,147,641
1987	5E	78 - 84	.481	20	John F. McNamara	2,231,551
1988	1E	89 - 73	.549	1	McNamara, Jos. M. Morgan	2,464,851
1989	3E	83 - 79	.512	6	Joseph M. Morgan	2,510,012
1990	1E	88 - 74	.543	2	Joseph M. Morgan	2,528,986
1991	2TE	84 - 78	.519	7	Joseph M. Morgan	2,562,435
1992	7E	73 - 89	.451	23	Clell L. Hobson	2,468,574
1993	5E	80 - 82	.494	15	Clell L. Hobson	2,422,021
1994	4E	54 - 61	.470	17	Clell L. Hobson	1,775,818
1995	1E	86 - 58	.597	7	Kevin C. Kennedy	2,164,410
1996	3E	85 - 77	.525	7	Kevin C. Kennedy	2,315,231
1997	4E	78 - 84	.481	20	James F. Williams	2,226,136
1998	2E	92 - 70	.568	22	James F. Williams	2,343,947
1999	2E†	94 - 68	.580	4	James F. Williams	2,446,162
2000	2E	85 - 77	.525	2 1/2	James F. Williams	2,586,024
2001	2E	82 - 79	.509	13 1/2	Williams, Joseph T. Kerrigan	2,625,333
2002	2E	93 - 69	.574	10 1/2	William G. Little	2,650,063
2003	2E†	95 - 67	.586	6	William G. Little	2,724,162
2004	2E†	98 - 64	.605	3	Terry J. Francona	2,837,304
2005	1TE	95 - 67	.586	15	Terry J. Francona	2,847,888
2006	3E	86 - 76	.531	11	Terry J. Francona	2,930,588
2007	1E†	96 - 66	.593	2	Terry J. Francona	2,971,025
2008	2E†	95 - 67	.586	2	Terry J. Francona	3,048,248
2009	2E	95 - 67	.586	8	Terry J. Francona	3,062,699
2010	3E	89 - 73	.549	7	Terry J. Francona	3,046,444
2011	3E	90 - 72	.556	7	Terry J. Francona	3,054,001
2012	5E	69 - 93	.426	26	Robert J. Valentine	3,043,003
2013	1E†	97 - 65	.599	5 1/2	John E. Farrell	2,833,333
2014	5E	71 - 91	.438	25	John E. Farrell	2,956,089
2015	5E	78 - 84	.497	15 1/2	John E. Farrell	2,880,694
2016	1E	93 - 69	.574	4	John E. Farrell	2,955,434
2017	1E	93 - 69	.574	2	John E. Farrell	2,917,678
2018	1E†	108 - 54	.667	8	J. Alexander Cora	2,895,575
2019	3E	84 - 78	.519	19	J. Alexander Cora	2,924,627
2020	5E	24 - 36	.400	16	Ronald J. Roenicke	N/A
2021	2TE†	92 - 70	.568	8	J. Alexander Cora	1,725,323
2022	5E	78 - 84	.481	21	J. Alexander Cora	2,625,089
TOTALS		9,796-9,098	.518			

Bold-Played in Postseason *led AL EWon WS \$Won ALCS ‡Won Div. Series †Overall record

Attendance Records

10 Largest Crowds Since 1967

Due to ballpark expansion since 2002, the seating capacity of Fenway Park has increased. Since 1967, the top 10 paid regular season attendances are:

ATTENDANCE	DATE	OPPONENT	RESULT
38,540	9/18/2013	Baltimore	L3-5 (12)
38,525	8/16/2011 (G1)	Tampa Bay	W3-1
38,477	8/4/2011	Cleveland	L3-7
38,422	6/21/2011	San Diego	L4-5
38,416	8/7/2012	Texas	L3-6
38,413	7/19/2012	Chicago (AL)	W3-1
38,378	7/26/2016	Detroit	L8-9
38,347	5/21/2009	Toronto	W5-1
38,334	7/16/2012	Chicago (AL)	W5-1
38,329	7/27/2011	Kansas City	W12-5

All-Time Record Crowds

47,627	9/22/1935 (DH) vs. NYY
46,995	8/19/1934 (DH) vs. DET
46,766	8/12/1934 (DH) vs. NYY

Postseason Single-Game Record

39,530	10/10/2016 vs. CLE (ALDS G3 - night)
--------	--------------------------------------

Night Game Record

38,477	8/4/2011 vs. CLE
--------	------------------

Opening Day Record

37,440	4/4/2010 vs. NYY (night)
--------	--------------------------

The Red Sox sold out 794 consecutive regular season games from 5/15/03-4/8/13, the longest regular season sellout streak in Major League sports history.

Crowds of 60,000 on the Road

There are 22 known regular season games and 3 postseason games that the Red Sox have played before a paid attendance of at least 60,000.

Single-Game Highs

ATTENDANCE	DATE	OPP.
75,997	8/26/1951	at CLE
74,747	5/16/1947	at NYY (n)
73,982	8/28/1949	at CLE
69,755	8/26/1948	at NYY
69,551	10/1/1949	at NYY

Doubleheader Highs

ATTENDANCE	DATE	OPP.
81,841	5/30/1938	at NYY
73,728	5/30/1950	at NYY
73,599	7/17/1949	at CLE
71,513	7/30/1950	at CLE

Most Recent (Since 1986)

ATTENDANCE	DATE	OPP.
65,813	4/11/1992	at CLE
61,068	9/1/2003	at PHI
60,960	6/22/2003	at PHI

Postseason

ATTENDANCE	DATE	OPP.
64,223	10/12/1986	at CAL (ALCS)
64,223	10/11/1986	at CAL (ALCS)
64,206	10/10/1986	at CAL (ALCS)

Top 5 AL Attendance Ranks Since 2002

2002	2006	2010	2014	2017	2020
SEA 3,540,658	NYN 4,243,780	NYN 3,765,807	NYN 3,401,624	TOR 3,203,886	No attendance
NYN 3,465,807	LAA 3,406,790	LAA 3,250,756	LAA 3,095,935	NYN 3,146,966	due to the
BAL 2,682,917	CWS 2,957,411	MIN 3,223,640	BOS 2,956,089	LAA 3,019,583	COVID-19
BOS 2,650,063	BOS 2,930,588	BOS 3,046,444	DET 2,917,209	BOS 2,917,678	pandemic.
CLE 2,616,940	DET 2,595,937	TEX 2,505,171	TEX 2,718,733	TEX 2,507,760	
2003	2007	2011	2015	2018	2021
NYN 3,465,585	NYN 4,271,083	NYN 3,653,680	NYN 3,193,795	NYN 3,482,855	TEX 2,110,258
SEA 3,268,864	LAA 3,365,632	MIN 3,168,107	LAA 3,012,765	LAA 3,020,216	HOU 2,068,509
ANA 3,061,090	DET 3,047,139	LAA 3,166,321	BOS 2,880,694	HOU 2,980,549	NYN 1,959,854
BOS 2,724,162	BOS 2,971,025	BOS 3,054,001	TOR 2,794,891	BOS 2,895,575	BOS 1,725,323
BAL 2,454,523	CWS 2,684,395	TEX 2,946,949	DET 2,726,048	TOR 2,325,281	CWS 1,596,385
2004	2008	2012	2016	2019	2022
NYN 3,775,292	NYN 4,287,132	NYN 3,542,406	TOR 3,392,099	NYN 3,304,404	NYN 3,136,207
ANA 3,375,677	LAA 3,336,747	TEX 3,460,280	NYN 3,063,405	LAA 3,019,012	HOU 2,688,998
SEA 2,940,731	DET 3,202,645	LAA 3,061,770	LAA 3,016,142	BOS 2,924,627	TOR 2,653,830
BOS 2,837,304	BOS 3,048,248	BOS 3,043,003	BOS 2,955,434	HOU 2,857,367	BOS 2,625,089
BAL 2,747,573	CWS 2,500,648	DET 3,028,033	TEX 2,710,402	MIN 2,294,152	LAA 2,457,461
2005	2009	2013	The top 10 single-season attendance figures at Fenway Park were reached under the current ownership group.		
NYN 4,090,692	NYN 3,674,495	NYN 3,279,589			
LAA 3,404,686	LAA 3,240,374	TEX 3,178,273			
BOS 2,847,888	BOS 3,062,699	DET 3,083,397			
SEA 2,725,549	DET 2,567,193	LAA 3,019,505			
BAL 2,624,740	MIN 2,416,237	BOS 2,833,33			

Best Win-Loss Records

Overall				Home				Road			
Year	W	L	Pct.	Year	W	L	Pct.	Year	W	L	Pct.
1912	105	47	.691	1946	61	16	.792	1912	48	27	.640
1946	104	50	.675	1949	61	16	.792	2002	51	30	.630
1915	101	50	.669	1912	57	20	.740	2018	51	30	.630
2018	108	54	.667	1915	55	20	.733	1904	46	29	.613
1903	91	47	.659	1978	59	23	.720	1995	44	28	.611
1949	96	58	.623	1950	55	22	.714	1939	47	30	.610
1948	96	59	.619	1903	49	20	.710	1903	42	27	.609
1904	95	59	.617	1901	49	20	.710	1917	45	29	.608
1942	93	59	.612	1948	55	23	.705	1975	48	31	.608
1950	94	60	.610	2018	57	24	.704	1915	46	30	.605

Milestone Victories

VICTORY	DATE	OPPONENT	SCORE	WINNING PITCHER
1	4/30/1901	at Philadelphia	8-6 (10)	Cy Young
100	6/5/1902	at Cleveland	3-2	Cy Young
500	7/21/1907	at Chicago-G1	3-0	George Winter
1,000	7/29/1913	vs. Chicago-G1	2-0	Rube Foster
2,000	7/19/1927	at Cleveland-G2	6-5	Slim Harriss
3,000	9/1/1941	vs. Washington-G2	10-2	Joe Dobson
4,000	7/5/1953	at Philadelphia	10-2	Mel Parnell
5,000	8/27/1966	at Baltimore	3-2	Jim Lonborg
6,000	5/6/1978	vs. Chicago	6-4	Bob Stanley
7,000	4/14/1990	vs. Milwaukee	4-3	Roger Clemens
8,000	5/8/2002	at Oakland	12-6	John Burkett
9,000	5/10/2013	vs. Toronto	5-0	Jon Lester

Cumulative Standings

Since Divisional Play (1969-2022)

	W	L	PCT.
New York (AL)	4,787	3,716	.563
Los Angeles (NL)	4,658	3,859	.547
Boston	4,603	3,909	.541
St. Louis	4,495	4,012	.528
Atlanta	4,414	4,087	.519

Since Free Agency (1976-2022)

	W	L	PCT.
New York (AL)	4,201	3,178	.569
Los Angeles (NL)	4,027	3,365	.545
Boston	3,991	3,396	.540
St. Louis	3,918	3,462	.531
Atlanta	3,862	3,515	.524

Since 3-Divisional Play (1995-2022)

	W	L	PCT.
New York (AL)	2,589	1,823	.587
Los Angeles (NL)	2,457	1,959	.556
Atlanta	2,455	1,957	.556
Boston	2,421	1,994	.548
St. Louis	2,406	2,005	.545

Since New Ownership (2002-2022)

	W	L	PCT.
New York (AL)	1,928	1,371	.584
Los Angeles (NL)	1,869	1,431	.566
St. Louis	1,837	1,460	.557
Boston	1,819	1,481	.551
Atlanta	1,776	1,520	.539

Earliest/Latest Win Dates

WINS	EARLIEST	LATEST
20	4/29/2018	7/16/1927 and 1932*
30	5/17/2018	8/18/1932
40	6/2/2018	9/13/1925
50	6/21/2018	9/24/1927
55	6/28/2018	9/21/1929 and 1931**
60	7/6/2018	9/29/1923
65	7/11/2018	9/28/1960
70	7/22/2018	9/27/1905, 1920 and 1992
75	7/30/2018	10/7/1908
80	8/7/2018	10/1/1937, 1985; 10/5/2001***
85	8/12/2018	10/4/1972
90	8/23/2018	10/3/1904
95	9/3/2018	10/10/1904
100	9/12/2018	10/6/1915
105	9/21/2018	10/5/1912

*The 20th win of 2020 came on 9/20 of a season that did not begin until 7/24 due to the COVID-19 pandemic.

**The 55th win of 1981 came on 9/23 of a season interrupted by a strike.

***The 2001 season was halted for 6 days due to the tragic events of 9/11.

Longest Games by Innings

INN.	GAME	SCORE	INN.	GAME	SCORE	INN.	GAME	SCORE
24	9/1/1906 vs. PHA	1-4	19	4/10/2015 at NYY	6-5	18*	10/26/2018 at LAD	2-3
20	9/3-4/1981 vs. SEA	7-8	19	8/9/2014 at LAA	4-5	18	8/25/2001 at TEX	7-8
20	7/27/1969 at SEA	5-3	19	7/9/2006 at CWS	5-6	18	6/5/2001 vs. DET	4-3
20	8/29/1967 at NYY-G2	3-4	19	8/1/2000 at SEA	4-5	18	8/25/1968 at BAL	2-3
20	7/4/1905 vs. PHA	2-4	19	4/11/1992 at CLE	7-5	18	4/16/1967 at NYY	6-7
19	9/5/2017 vs. TOR	3-2	19	7/13/1951 at CWS	4-5	18	9/5/1927 vs. NYY-G1	12-11

*Longest game by inn. in World Series history.

Largest Win-Loss Margins

Wins

DATE	OPP.	SCORE	RUNS
6/8/1950	vs. STL	29-4	+25
9/27/1940	vs. WAS	24-4	+20
6/18/1953	vs. DET	23-3	+20
6/24/1949	vs. STL	21-2	+19
4/30/1950 (G1)	vs. PHA	19-0	+19
8/21/1986	at CLE	24-5	+19
7/11/1954 (G1)	at PHA	18-0	+18
7/23/2002 (G1)	vs. TB	22-4	+18
4/24/1906	at WAS	19-2	+17
6/27/2003	vs. FLA	25-8	+17

Losses

DATE	OPP.	SCORE	RUNS
7/7/1923 (G1)	at CLE	3-27	-24
7/22/2022	vs. TOR	5-28	-23
6/19/2000	vs. NYY	1-22	-21
9/28/1923	vs. NYY	4-24	-20
5/18/1955	vs. CLE	0-19	-19
5/20/1994	at MIN	2-21	-19
7/2/2016	vs. LAA	2-21	-19
5/1/1929	vs. PHA	6-24	-18
6/20/1980	vs. CAL	2-20	-18
4/16/1990	vs. MIL	0-18	-18

20-Run Games

SCORE	DATE	OPP.	WINNER	SCORE	DATE	OPP.	WINNER
29-4	6/8/1950	vs. STL	Chuck Stobbs	22-14	6/29/1950	at PHA	Al Papai
25-8	6/27/2003	vs. FLA	Byung-Hyun Kim	21-11	8/30/1970 (G1)	at CWS	Ken Brett
24-5	8/21/1986	at CLE	Oil Can Boyd	21-2	6/24/1949	vs. STL	Ellis Kinder
24-4	9/27/1940	vs. WAS	Fritz Ostermueller	21-8	5/29/1912 (G1)	vs. WAS	Joe Wood
23-7	10/10/1999*	vs. CLE	Rich Garces	20-8	8/11/2021	vs. TB	Nathan Eovaldi
23-3	6/18/1953	vs. DET	Ellis Kinder	20-4	9/4/2013	vs. DET	Ryan Dempster
23-12	5/2/1901	at PHA	Ted Lewis	20-6	9/6/1975	at MIL	Roger Moret
22-10	8/15/2015	vs. SEA	Wade Miley	20-10	5/31/1954 (G1)	vs. PHA	Tom Herrin
22-4	7/23/2002 (G1)	vs. TB	Tim Wakefield	20-4	6/7/1950	vs. STL	Joe Dobson
22-11	4/12/1994	at KC	Danny Darwin				

*ALDS G4

20-Run Games by Red Sox Opponents

SCORE	DATE	OPP.	LOSER	SCORE	DATE	OPP.	LOSER
28-5	7/22/2022	vs. TOR	Nathan Eovaldi	21-2	5/20/1994	at MIN	Joe Hesketh
27-3	7/7/1923 (G1)	at CLE	Curt Fullerton	21-7	6/14/1969	vs. OAK	Ray Jarvis
24-6	5/1/1929	vs. PHA	Milt Gaston	21-7	6/26/1960 (G2)	at CWS	Tom Borland
24-4	9/28/1923	vs. NYY	Howard Ehmke	20-2	8/31/2012	at OAK	Aaron Cook
22-1	6/19/2000	vs. NYY	Brian Rose	20-11	8/21/2009	vs. NYY	Brad Penny
22-13	5/31/1970	vs. CWS	Gary Peters	20-2	6/20/1980	vs. CAL	Steve Renko
22-9	7/8/1902	vs. PHA	George Prentiss	20-8	7/7/1928 (G1)	vs. DET	Slim Harris
21-2	7/2/2016	vs. LAA	Clay Buchholz				

10-Run Innings

R	GAME	INN.	R	GAME	INN.	R	GAME	INN.
17	6/18/1953 vs. DET	7	11	8/29/2018 vs. MIA	7	10	5/7/2017 at MIN	9
14	6/27/2003 vs. FLA	1	11	6/26/1999 vs. CWS	1	10	6/20/2011 vs. SD	7
14	7/4/1948 vs. PHI	7	11	5/31/1998 at NYY	3	10	8/12/2008 vs. TEX	1
12	5/7/2009 vs. CLE	6	11	6/8/1977 vs. BAL	2	10	7/23/2002 vs. TB-G1	3
12	8/21/1986 at CLE	6	11	6/23/1952 at DET	4	10	6/21/1994 at TOR	1
12	8/10/1965 vs. BAL-G1	5	11	7/14/1950 vs. CWS	3	10	7/30/1991 vs. TEX	3
12	5/4/1962 vs. CWS	5	11	4/30/1950 vs. PHI	4	10	8/26/1957 at KC	7
12	8/4/1945 at WSH-G2	4	11	8/25/1940 vs. STL	6	10	7/26/1949 vs. CWS	8
12	7/25/1936 at DET	5	11	7/5/1936 vs. PHI-G1	2	10	9/27/1940 vs. WSH	4
12	5/6/1934 vs. DET	4	11	8/13/1933 vs. PHI	1	10	9/21/1937 vs. DET	5
			11	5/12/1928 vs. STL	3	10	7/11/1929 at DET	6
						10	4/19/1924 vs. PHI	2
						10	5/2/1901 at PHI	3

Team Streaks

Longest Red Sox Single-Season Winning Streaks

STREAK	DATES	STREAK	DATES	STREAK	DATES
15 games	4/25/1946-5/10/1946	11 games	9/15/2016-9/25/2016	10 games	7/2/2018-7/12/2018
13 games	7/18/1948-7/27/1948		4/15/2009-4/27/2009		8/24/2004-9/3/2004
12 games	6/16/2006-6/29/2006		8/30/1986-9/10/1986		7/16/1993-7/25/1993
	8/3/1995-8/14/1995		7/28/1977-8/10/1977		8/24/1990-9/2/1990
	7/15/1988-7/25/1988		8/15/1950-8/25/1950		7/7/1975-7/19/1975
	5/29/1946-6/11/1946*		9/13/1949-9/27/1949		7/14/1967-7/23/1967
	7/4/1939-7/16/1939		8/4/1909-8/18/1909		5/21/1951-5/30/1951
	7/28/1937-8/8/1937*		5/28/1903-6/8/1903		5/20/1917-5/31/1917*
					8/28/1912-9/6/1912

* plus 1 tie game within the streak

Longest Red Sox Single-Season Losing Streaks

STREAK	DATES	STREAK	DATES	STREAK	DATES
20 games	5/1/1906-5/24/1906	14 games	5/17/1930-5/31/1930	10 games	5/15/2014-5/25/2014
17 games	8/20/1926-9/7/1926	11 games	6/8/1994-6/19/1994		4/29/1976-5/11/1976
16 games	9/12/1907-10/2/1907**		7/31/1932-8/10/1932		5/14/1960-5/24/1960
15 games	6/21/1927-7/4/1927		7/25/1930-8/3/1930		9/17/1944-9/26/1944
					8/12/1927-8/24/1927

** plus 2 tie games within the streak

Winningest Months

20-Win Months

W-L	MONTH	W-L	MONTH	W-L	MONTH	W-L	MONTH	W-L	MONTH
25-9	July 1948	22-9	Aug. 1996	21-9	July 1988	20-7	Aug. 1980	20-9	June 1955
24-6	Aug. 1950	22-10	July 1915	21-9	Sept. 1914	20-7	Sept. 1915	20-9	July 1918
23-7	Aug. 1995	22-11	July 1975	21-9	July 1912	20-7	Aug. 1912	20-10	July 1946
23-7	May 1978	21-6	May 1946	21-11	Aug. 1946	20-8	May 2007	20-10	July 1916
23-8	Aug. 1949	21-6	Aug. 1915	21-13	June 1961	20-8	May 2002	20-12	July 1972
23-9	Aug. 1942	21-7	Aug. 2004	20-5	June 1901	20-8	May 1999	20-15	Aug. 1967
23-10	July 1939	21-7	May 1986	20-6	June 2022	20-8	June 1979		
23-10	July 1910	21-8	July 1955	20-6	July 2011	20-9	June 1990		
22-8	Sept. 1977	21-8	June 1912	20-7	July 1993	20-9	Sept. 1972		

Best Monthly Records

MOST WINS

March (2-1, 2018); April (19-6, 2018); May (23-7, 1978); June (21-8, 1912; 21-13, 1961); July (25-9, 1948); August (24-6, 1950); September (22-8, 1977); October (8-2, 1904)

BEST WINNING PERCENTAGE

March (.667, 2-1, 2018); April (.846, 11-2, 1918); May (.778, 21-6, 1946); June (.800, 20-5, 1901); July (.769, 20-6, 2011); August (.800, 24-6, 1950); September (.792, 19-5, 1949); October (1.000, 7-0, 1905)

NOTE: There have been 12 other years in which the Red Sox were undefeated in October with fewer than 7 wins.

Suspended Games and Doubleheaders

Suspended Games Since 1970

DATE	OPP.	SUSP.	TIME	SCORE	REASON	RESUMED	RESULT	INN.
8/7/2019	vs. KC	9 1/2	12:36 a.m.	4-4	Rain	8/22	W 5-4	10
4/16/2010	vs. TB	8 1/2	11:24 p.m.	1-1	Rain	4/17	L 1-3	12
5/3/1996	vs. TOR	6	1:06 a.m.	6-1	Curfew	5/4	W 8-7	9
7/27/1994	at NYY	8 1/2	11:22 p.m.	3-3	Rain	7/28	L 3-4	11
4/28/1989	at TEX	10	1:21 a.m.	6-6	Curfew	4/29	L 6-7	12
9/3/1981	vs. SEA	19	1:16 a.m.	7-7	Curfew	9/4	L 7-8	20
5/4/1981	at KC	10	1:12 a.m.	5-5	Curfew	5/5	W 8-7	12
8/2/1978	at NYY	14	1:16 a.m.	5-5	Curfew	8/3	W 7-5	17

Doubleheaders at Home

LAST, single admission9/21/1998 vs. TB
LAST, originally scheduled single admission ... 8/30/1978 vs. TOR
LAST, day/night5/28/2022 vs. BAL
LAST SWEEP.....6/18/2013 vs. TB
LAST TIME SWEPT4/18/2021 vs. CWS

Doubleheaders on the Road

LAST, single admission4/14/2021 at MIN
LAST, originally scheduled single admission ... 7/27/1984 at DET
LAST, day/night 8/17/2021 at NYY
LAST SWEEP.....4/14/2021 at MIN
LAST TIME SWEPT 8/17/2021 at NYY

Club Season Records

+ML record (since 1900) ++tied for ML record *AL record **tied for AL record

General

MOST PLAYERS	56 in 2012 and 2021
MOST PLAYERS, making first appearance for Boston	41 in 1995
FEWEST PLAYERS	18+ in 1904
MOST PITCHERS	37 in 2021
MOST GAMES	163 in 1985; 1978; 1961
MOST GAMES, ahead during a season	16.5, 9/4-6/1946; 9/14-15/1912
MOST EXTRA-INNING GAMES	31+ in 1943 (15-14-2)
MOST ONE-RUN GAMES	59 in 1961 (32-27) and 1943 (29-30)
FEWEST ONE-RUN GAMES	28 in 1901 (14-14)/13 in 2020 (4-9; 60-game season)
MOST GAMES WON, by one run	35 in 1953 (lost 16)
FEWEST GAMES WON, by one run	13 in 2002 (lost 23) and 1989 (lost 25)/4 in 2020 (lost 9; 60-game season)
MOST GAMES LOST, by one run	36 in 1930 (won 17)
FEWEST GAMES LOST, by one run	10 in 1986 (won 24)/9 in 2020 (won 4; 60-game season)
HIGHEST WINNING PERCENTAGE691 in 1912 (105-47)
MOST GAMES WON	108 in 2018
MOST CONSECUTIVE GAMES WON, start of season	6 in 1918
MOST CONSECUTIVE GAMES WON, season	15 in 1946
MOST CONSECUTIVE GAMES WON, home	24* in 1988
MOST CONSECUTIVE GAMES WON, road	15 in 1939
MOST CONSECUTIVE GAMES WON, following All-Star Break	12 in 1988
MOST CONSECUTIVE GAMES WON, end of season	8 in 1905
MOST CONSECUTIVE GAMES WON, extra innings	9 in 2017-18; 1937-38
LOWEST WINNING PERCENTAGE279 in 1932 (43-111)
MOST GAMES LOST	111 in 1932
MOST CONSECUTIVE GAMES LOST, start of season	8 in 1945
MOST CONSECUTIVE GAMES LOST, season	20 in 1906
MOST CONSECUTIVE GAMES LOST, home	19 in 1906
MOST CONSECUTIVE GAMES LOST, road	18 in 1932
MOST CONSECUTIVE GAMES LOST, following All-Star Break	7 in 2015
MOST CONSECUTIVE GAMES LOST, end of season	9 in 1951
MOST SHUTOUTS WON	26 in 1918
MOST SHUTOUTS LOST	28 in 1906
MOST 1-0 GAMES WON	8 in 1918 (lost 11)
MOST 1-0 GAMES LOST	7 in 1914 (won 21); 1909 (won 23)
TIMES FINISHED, first	19
TIMES FINISHED, second	24
TIMES FINISHED, last	16

Club Batting Records

+ML record (since 1900) ++tied for ML record *AL record **tied for AL record

Single Season

MOST CONSECUTIVE DAYS IN FIRST PLACE	166, 2007
MOST AT-BATS	5,781+ in 1997 (162 games)
MOST RUNS	1,027 in 1950 (154 games)
FEWEST RUNS	463 in 1906 (155 games)/292 in 2020 (60 games)
MOST 20-RUN GAMES	3+, 1950
MOST RUNS, TWO CONSECUTIVE GAMES	49+, vs. STL, 6/7-8/1950
MOST RUNS, THREE CONSECUTIVE GAMES	56+, vs. STL, 6/7-9/1950
MOST RUNS, FOUR CONSECUTIVE GAMES	65+, 6/5-8/1950
MOST CONSECUTIVE GAMES, 10 OR MORE RUNS	4, 5/9-12/2016; 8/24-26/2007; 6/2-5/1950; 6/20-22/1912; 6/14-17/1901
MOST HITS	1,684 in 1997 (162 games); 1,665 in 1950 (154 games)
FEWEST HITS	552 in 2020 (60 games); 990 in 1918 (126 games); 1,179 in 1905 (153 games)
MOST SINGLES	1,156 in 1950 (154 games)
MOST DOUBLES	373 in 2004 (162 games) and 1997 (162 games)
MOST TRIPLES	113* in 1903 (141 games)
MOST HOME RUNS	245 in 2019 (162 games)

Club Batting Records, Continued

MOST EXTRA-BASE HITS	649+ in 2003 (162 games)
MOST SACRIFICE FLIES	64 in 2003 (162 games)
MOST STOLEN BASES	215 in 1909 (152 games)
BEST STOLEN BASE PERCENTAGE	86.6* in 2013 (123 SB/19 CS)
LEAST CAUGHT STEALING	9 in 2020 (40 attempts)/12 in 2005 (57 attempts)
MOST WALKS	835+ in 1949 (155 games)
MOST STRIKEOUTS	1,386 in 2021 (162 games)
FEWEST STRIKEOUTS	281*, 1901 (138 games)
MOST HIT BY PITCHER	77 in 1909 (152 games)
FEWEST HIT BY PITCHER	10 in 1940 (154 games)
HIGHEST BATTING AVERAGE302 in 1950 (154 games)
LOWEST BATTING AVERAGE234 in 1905 (153 games)
HIGHEST SLUGGING PERCENTAGE491 in 2003 (162 games)
LOWEST SLUGGING PERCENTAGE292 in 1907 (155 games)
MOST GROUNDED INTO DOUBLE PLAY	174+ in 1990 (162 games)
FEWEST GROUNDED INTO DOUBLE PLAY	51 in 2020 (60 games); 87 in 1994 (115 games); 94 in 1942 (152 games)
MOST .300 HITTERS (AL qualifiers)	6 in 1938
MOST TIMES SHUT OUT	28 in 1906
FEWEST TIMES SHUT OUT	1 in 1995; 1 in 2020 (60 games)

Single Game

LONGEST 9-INNING GAME, by time	4:45+, 8/18/2006 (G2) vs. NYY
LONGEST GAME, by time	6:49 (19 inn.), 4/10/2015 at NYY
MOST RUNS	BOS 29, STL 4, 6/8/1950
MOST RUNS, both clubs	36*, BOS (19) vs. TEX (17), 8/12/2008; BOS (22) at PHA (14), 6/29/1950
MOST RUNS, shutout	BOS 19, PHA 0, 4/30/1950
LARGEST DEFICIT OVERCOME TO WIN	11, 8/28/1950 vs. CLE, down 12-1, won 15-14
MOST SPECTACULAR RALLY TO WIN	down 12-5, one on and one out in 9th, 6/18/1961 (G1) vs. WAS, won 13-12
MOST RUNS, first inning	14**, 6/27/2003 vs. FLA, won 25-8
MOST RUNS, before first out in first inning	10+, 6/27/2003 vs. FLA
MOST HITS	28, 6/27/2003 vs. FLA; 6/8/1950 vs. STL
MOST HITS, both clubs	45*, PHA 27, BOS 18, 7/8/1902
MOST HITS IN CONSECUTIVE AT-BATS	12+, 8/29/2018 vs. MIA (7th)
MOST DOUBLES	12**, 7/29/1990 at DET
MOST RUNNERS LOB, 9 innings	19, 5/2/1971 vs. MIN-G2, won 9-8
MOST RUNNERS LOB, extra innings	22, 8/22/1951 at STL (13 inn.), won 3-1
MOST RUNNERS LOB, 9-inning shutout	14, 5/16/1988 vs. OAK (L, 3-0); 5/2/1988 vs. KC (L, 2-0)
MOST STOLEN BASES	8, 9/29/1940-G2 vs. PHA (8 inn.); 7/4/1913 vs. PHA
MOST EXTRA-BASE HITS	17+, 6/8/1950 vs. STL
MOST PINCH HITS	4, 9/8/1995 at NYY; 6/23/1954 at BAL
MOST STRIKEOUTS, 9 innings	19, 8/12/1974 at CAL
MOST WALKS, 9 innings	15, 5/7/1992 at CWS, (L, 6-7); 6/16/1961 vs. WAS, (W, 14-9); 7/7/1949 at WAS (W, 8-4); 5/18/1946 at STL (W, 18-8); 4/29/1924 at WAS (W, 15-6)
MOST WALKS, extra innings	18, 9/17/1920 at DET (12 inn.), lost 14-13
MOST BATTERS WALKED, none scored	13, 5/18/1986 vs. TEX
MOST GROUNDED INTO DOUBLE PLAYS, 9 innings	6*, 7/18/1990 vs. MIN; 4/13/1984 vs. DET; 5/1/1966, vs. CAL-G1
MOST PLAYERS USED IN 9-INNING GAME, both clubs	46+, 10/2/2005 vs. NYY (NYY 24, BOS 22)

Single Inning

MOST PLATE APPEARANCES	23+, 6/18/1953 vs. DET (7th)
MOST RUNS	17*, 6/18/1953 vs. DET (7th)
MOST RUNS, none out	12+++, 5/7/2009 vs. CLE (6th)
MOST RUNS, with 2 out	11, 8/21/1986 at CLE (6th)
MOST RUNS, with 2 out, none on	9, 6/2/1901 vs. MIL (9th)
MOST RUNS, extra inning	9, 7/8/1973 at CWS-G2 (10th)
MOST HITS	14*, 6/18/1953 vs. DET (7th)
MOST HITS IN CONSECUTIVE AT-BATS	12+++, 8/29/2018 vs. MIA (7th)
MOST BATTERS REACHING BASE	20+, 6/18/1953 vs. DET (7th)
MOST BATTERS REACHING BASE, consecutive	12, 6/23/1952 vs. DET (4th)
MOST DOUBLES	5, 6/1/2003 at TOR (3rd); 9/6/1997 vs. MIL (3rd); 6/21/1994 at TOR (1st)
MOST TRIPLES	4, 5/6/1934 vs. DET (4th)
MOST HOME RUNS	4, 11 times (see page 324)
MOST EXTRA-BASE HITS	7, 9/24/1940 at PHA (G1) (6th)
MOST TOTAL BASES	25, 9/24/1940 at PHA (G1) (6th)
MOST PINCH HITS	4+++, 9/8/1995 at NYY (8th)

Individual Batting Records

+ML record (since 1900) ++tied for ML record *AL record **tied for AL record

Single Season

MOST GAMES.....	163, Jim Rice, 1978
MOST AT-BATS.....	684, Nomar Garciaparra, 1997
MOST PLATE APPEARANCES.....	758, Wade Boggs, 1985

HIGHEST BATTING AVERAGE, right-handed.....	.372, Nomar Garciaparra, 2000
HIGHEST BATTING AVERAGE, left-handed.....	.406, Ted Williams, 1941
HIGHEST BATTING AVERAGE, switch-hitter.....	.326, Bill Mueller, 2003
HIGHEST ON-BASE PERCENTAGE.....	.553*, Ted Williams, 1941
HIGHEST SLUGGING PERCENTAGE.....	.735, Ted Williams, 1941

MOST SINGLES.....	187, Wade Boggs, 1985
MOST DOUBLES.....	67+, Earl Webb, 1931
MOST TRIPLES.....	22, Tris Speaker, 1913
MOST HOME RUNS.....	54, David Ortiz, 2006
MOST EXTRA-BASE HITS.....	92, Jimmie Foxx, 1938

MOST GROUNDED INTO DOUBLE PLAYS.....	36+, Jim Rice, 1984
--------------------------------------	---------------------

MOST HIT BY PITCHER.....	35*, Don Baylor, 1986
--------------------------	-----------------------

MOST HITS, right-handed.....	214, Mookie Betts, 2016
MOST HITS, left-handed.....	240, Wade Boggs, 1985
MOST HITS, switch-hitter.....	176, Reggie Smith, 1970
MOST HITS, consecutive.....	12++, Mike Higgins (plus 2 BB), 1938
MOST HITS, month.....	53, Dom DiMaggio, August 1950; Johnny Pesky, August 1946
LONGEST HITTING STREAK.....	34, Dom DiMaggio, 1949
LONGEST HITTING STREAK, to start season.....	20, Eddie Bressoud, 1964
MOST GAMES HIT SAFELY.....	135++, Wade Boggs, 1985
MOST MULTI-HIT GAMES.....	72, Wade Boggs, 1985
MOST MULTI-HIT GAMES, consecutive.....	9, Xander Bogaerts, 2022; Kevin Youkilis, 2007

LONGEST ON-BASE STREAK, consecutive PA.....	16+, Ted Williams (2 singles, 4 HR, 9 BB, 1 HBP), 9/17-23/1957
LONGEST ON-BASE STREAK, consecutive games.....	84+, Ted Williams, 1949

MOST RUNS.....	150, Ted Williams, 1949
----------------	-------------------------

MOST RUNS BATTED IN, right-hander.....	175, Jimmie Foxx, 1938
MOST RUNS BATTED IN, left-hander.....	159, Ted Williams, 1949
MOST RUNS BATTED IN, switch-hitter.....	108, Carl Everett, 2000
MOST RUNS BATTED IN, leadoff hitter.....	98, Nomar Garciaparra, 1997
MOST RUNS BATTED IN, consecutive games.....	12, Ted Williams (18 RBI), 1942; Joe Cronin (19 RBI), 1939
MOST RUNS BATTED IN, pinch-hitter.....	25++, Joe Cronin, 1943
MOST RUNS BATTED IN, back-to-back games.....	14, Rudy York, July 26-27, 1946

MOST SACRIFICE FLIES.....	12, Jackie Jensen, 1955, 1959; Jim Piersall, 1956
MOST SACRIFICE HITS.....	54, Jack Barry, 1917

MOST STOLEN BASES.....	70, Jacoby Ellsbury, 2009
MOST STOLEN BASES, consecutive.....	20, Julio Lugo, 2007
MOST CAUGHT STEALING.....	31, Duffy Lewis, 1914

MOST STRIKEOUTS, right-hander.....	187, Mike Napoli, 2013
MOST STRIKEOUTS, left-hander.....	155, Jackie Bradley Jr., 2019
MOST STRIKEOUTS, switch-hitter.....	177, Mark Bellhorn, 2004
FEWEST STRIKEOUTS (minimum 400 at-bats).....	9, Stuffey McNnis, 1921

MOST TOTAL BASES.....	406, Jim Rice, 1978
-----------------------	---------------------

MOST WALKS, right-handed.....	119, Jimmie Foxx, 1938
MOST WALKS, left-handed.....	162, Ted Williams, 1947, 1949
MOST WALKS, switch-hitter.....	96, Jose Offerman, 1999
MOST WALKS, intentional.....	33**, Ted Williams, 1957

Individual Batting Records, Continued

Single Season Rookie

MOST GAMES.....	162, George Scott, 1966
MOST AT-BATS.....	684, Nomar Garciaparra, 1997
HIGHEST BATTING AVERAGE.....	.342, Patsy Dougherty, 1902
HIGHEST ON-BASE PERCENTAGE.....	.436, Ted Williams, 1939
HIGHEST SLUGGING PERCENTAGE.....	.609, Ted Williams, 1939
MOST HITS.....	209, Nomar Garciaparra, 1997
LONGEST HITTING STREAK.....	30 games*, Nomar Garciaparra, 1997
MOST SINGLES.....	165, Johnny Pesky, 1942
MOST DOUBLES.....	47**, Fred Lynn, 1975
MOST TRIPLES.....	17, Russ Scarritt, 1929
MOST HOME RUNS.....	34, Walt Dropo, 1950
MOST EXTRA-BASE HITS.....	86, Ted Williams, 1939
MOST TOTAL BASES.....	365, Nomar Garciaparra, 1997
MOST RUNS.....	131, Ted Williams, 1939
MOST RUNS BATTED IN.....	145+, Ted Williams, 1939
MOST STOLEN BASES.....	50, Jacoby Ellsbury, 2008
MOST STRIKEOUTS.....	156, Bobby Dalbec, 2021
FEWEST STRIKEOUTS (minimum 400 at-bats).....	20, Tony Lupien, 1942
MOST WALKS.....	107, Ted Williams, 1939
MOST WALKS, intentional.....	13, George Scott, 1966

Single Game

MOST RUNS.....	6++, Spike Owen, 8/21/1986 at CLE; Johnny Pesky, 5/8/1946 vs. CWS
MOST HITS, 9 innings.....	Jimmy Piersall, 6/10/1953-G1 (5 1B, 2B) at STL
MOST HITS, extra innings.....	6**, Rafael Devers, 8/13/2019 (2 1B, 4 2B) 10 inn. at CLE; Nomar Garciaparra, 6/21/2003 (6 1B), 13 inn. at PHI; Jerry Remy, 9/3/1981 (6 1B), 20 inn. vs. SEA; Pete Runnels, 8/30/1960-G1 (5 1B, 2B), 15 inn. vs. DET
MOST HITS IN A DOUBLEHEADER (not a day-night DH).....	9, Pete Runnels, 8/30/1960 (25 inn.) vs. DET
MOST CONSECUTIVE HITS, to start career.....	6+, Ted Cox, 9/18-19/1977
MOST HITS IN ML DEBUT, 9 innings.....	4++, Ted Cox, 9/18/1977 at BAL
MOST HITS BY PITCHER.....	5++, Babe Ruth, 5/9/1918 at WAS (1B, 3 2B, 3B)
MOST SINGLES, 9 innings.....	5, 11 times, last Mookie Betts, 8/26/2016 vs. KC
MOST SINGLES, extra innings.....	6, Nomar Garciaparra, 6/21/2003, 13 inn. at PHI; Jerry Remy, 9/3-4/1981, 20 inn. vs. SEA
MOST DOUBLES.....	4++, Rafael Devers, 8/13/2019 at CLE; Brock Holt, 6/1/2014 vs. TB; Victor Martinez, 6/1/2010 vs. OAK; Rick Miller, 5/11/1981 at TOR; Orlando Cepeda, 8/8/1973 at KC; Al Zarilla, 6/8/1950 vs. STL; Billy Werber, 7/17/1935-G1 vs. CLE
MOST CONSECUTIVE DOUBLES.....	4++, Victor Martinez, 6/1/2010 vs. OAK; Billy Werber, 7/17/1935, G1, vs. CLE
MOST TRIPLES.....	3++, Patsy Dougherty, 9/5/1903 vs. PHA
MOST TOTAL BASES.....	16, Fred Lynn, 6/18/1975 at DET
MOST RBI.....	10, 4 times (see page 321)
MOST WALKS.....	6++, Jimmie Foxx, 6/16/1938 at STL
MOST INTENTIONAL WALKS, 9 innings.....	3**, Adrián González, 9/28/2011 at BAL; David Ortiz, 7/6/2010 at TB; Wade Boggs, 4/10/1990 vs. DET; Carl Yastrzemski, 4/17/1968 vs. CWS
MOST INTENTIONAL WALKS, extra innings.....	4**, Manny Ramirez, 6/5/2001 vs. DET (18 inn.)
MOST STRIKEOUTS, 9 innings.....	5++, Michael Chavis, 8/18/2020 vs. PHI; Phil Plantier, 10/1/1991 vs. DET; Ray Jarvis, 4/20/1969 vs. CLE
MOST STRIKEOUTS, extra innings.....	6++, Cecil Cooper, 6/14/1974 at CAL
MOST SACRIFICE HITS.....	3, Jack Barry, 8/21/1916 vs. CLE
MOST STOLEN BASES.....	5, Jacoby Ellsbury, 5/30/2013 at PHI
MOST RUNNERS LOB.....	12, David Ortiz, 5/14/2009 at LAA (12 inn.); Trot Nixon, 6/12/2003 vs. STL (13 inn.)

Single Inning

MOST RUNS.....	3++, Sammy White, 6/18/1953 (7th) vs. DET
MOST HITS.....	3++, Johnny Damon, 6/27/2003 (1st) vs. FLA; Gene Stephens, 6/18/1953 (7th) vs. DET
MOST DOUBLES.....	2++, 9 times, last David Ortiz, 5/9/2016 (4th) vs. OAK
MOST HOME RUNS.....	2++, David Ortiz, 8/12/2008 (1st) vs. TEX; Nomar Garciaparra, 7/23/2002 (3rd) vs. TB (G1); Ellis Burks, 8/27/1990 (4th) at CLE; Bill Regan, 6/16/1928 (4th) vs. CWS
MOST PINCH HITS.....	2++, Blake Swihart, 8/29/2018 vs. MIA (7th); Nick Punto, 6/13/2012 (8th) at MIA; Eric Hinske, 7/21/2007 (7th) vs. CWS; Dave Henderson, 5/17/1987 (8th) at MIN; Russ Nixon, 5/4/1962 (5th) vs. CWS
MOST WALKS.....	2++, Kevin Plawewski, 5/29/2022 (8th) vs. BAL; Andrew Benintendi, 5/7/2017 (9th) at MIN; Sandy León, 8/14/2016 (5th) vs. ARI; David Ortiz, 6/18/2010 (5th) vs. LAD; Bobby Doerr and Ted Williams, 7/4/1948 (7th) vs. PHA
MOST RBI.....	6, David Ortiz, 8/12/2008 (1st) vs. TEX; Carlos Quintana, 7/30/1991 (3rd) vs. TEX; Tom McBride, 8/4/1945 (4th) at WSH (G2)

Career Batting Leaders

Games

1. Yastrzemski (L).....	3,308
2. Evans.....	2,505
3. T. Williams (L).....	2,292
4. Rice.....	2,089
5. Ortiz (L).....	1,953
6. Doerr.....	1,865
7. Hooper (L).....	1,646
8. Boggs (L).....	1,625
9. Petrocelli.....	1,553
10. Varitek (S).....	1,546
11. Pedroia.....	1,512
12. DiMaggio.....	1,399
13. Malzone.....	1,359
14. Greenwell (L).....	1,269
15. Bogaerts.....	1,264
16. G. Scott.....	1,192
17. Du. Lewis.....	1,184
18. Goodman (L).....	1,177
19. Cronin.....	1,134
20. Gardner (L).....	1,123

Hits

1. Yastrzemski (L).....	3,419
2. T. Williams (L).....	2,654
3. Rice.....	2,452
4. Evans.....	2,373
5. Boggs (L).....	2,098
6. Ortiz (L).....	2,079
7. Doerr.....	2,042
8. Pedroia.....	1,805
9. Hooper (L).....	1,707
10. DiMaggio.....	1,680
11. Malzone.....	1,454
12. Bogaerts.....	1,410
13. Greenwell (L).....	1,400
14. Petrocelli.....	1,352
15. Goodman (L).....	1,344
16. Speaker (L).....	1,328
17. Varitek (S).....	1,307
18. Garciaparra.....	1,281
19. Pesky (L).....	1,277
20. Du. Lewis.....	1,248

Home Runs

1. T. Williams (L).....	521
2. Ortiz (L).....	483
3. Yastrzemski (L).....	452
4. Rice.....	382
5. Evans.....	379
6. Ramirez.....	274
7. Vaughn (L).....	230
8. Doerr.....	223
9. Foxx.....	222
10. Petrocelli.....	210
11. Varitek (S).....	193
12. Garciaparra.....	178
13. Jensen.....	170
14. T. Conigliaro.....	162
Fisk.....	162
16. Bogaerts.....	156
17. G. Scott.....	154
18. R. Smith (S).....	149
19. Pedroia.....	140
20. Betts.....	139

At-Bats

1. Yastrzemski (L).....	11,988
2. Evans.....	8,726
3. Rice.....	8,225
4. T. Williams (L).....	7,706
5. Ortiz (L).....	7,163
6. Doerr.....	7,093
7. Hooper (L).....	6,270
8. Boggs (L).....	6,213
9. Pedroia.....	6,031
10. DiMaggio.....	5,640
11. Petrocelli.....	5,390
12. Malzone.....	5,273
13. Varitek (S).....	5,099
14. Bogaerts.....	4,834
15. Greenwell (L).....	4,623
16. Goodman (L).....	4,399
17. Du. Lewis.....	4,325
18. G. Scott.....	4,234
19. Pesky (L).....	4,085
20. Burleson.....	4,064

Doubles

1. Yastrzemski (L).....	646
2. T. Williams (L).....	525
3. Ortiz (L).....	524
4. Evans.....	474
5. Boggs (L).....	422
6. Pedroia.....	394
7. Doerr.....	381
8. Rice.....	373
9. DiMaggio.....	308
Bogaerts.....	308
11. Varitek (S).....	306
12. Garciaparra.....	279
13. Greenwell (L).....	275
14. Cronin.....	270
15. Valentin.....	266
16. Ramirez.....	256
17. Du. Lewis.....	254
18. Goodman (L).....	248
19. Hooper (L).....	246
20. Speaker (L).....	241

Runs Batted In

1. Yastrzemski (L).....	1,844
2. T. Williams (L).....	1,839
3. Ortiz (L).....	1,530
4. Rice.....	1,451
5. Evans.....	1,346
6. Doerr.....	1,247
7. Ramirez.....	868
8. Foxx.....	788
9. Petrocelli.....	773
10. Varitek (S).....	757
11. Vaughn (L).....	752
12. Cronin.....	737
13. Jensen.....	733
14. Greenwell (L).....	726
15. Pedroia.....	725
16. Malzone.....	716
17. Garciaparra.....	690
18. Boggs (L).....	687
19. Bogaerts.....	683
20. Du. Lewis.....	629

Runs

1. Yastrzemski (L).....	1,816
2. T. Williams (L).....	1,798
3. Evans.....	1,435
4. Rice.....	1,249
5. Ortiz (L).....	1,204
6. Doerr.....	1,094
7. Boggs (L).....	1,067
8. DiMaggio.....	1,046
9. Hooper (L).....	988
10. Pedroia.....	922
11. Pesky (L).....	776
12. Bogaerts.....	752
13. Ramirez.....	743
14. Foxx.....	721
15. Garciaparra.....	709
16. Speaker (L).....	703
17. Goodman (L).....	688
18. Varitek (S).....	664
19. Greenwell (L).....	657
20. Petrocelli.....	653

Triples

1. Hooper (L).....	130
2. Speaker (L).....	106
3. Freeman (L).....	90
4. Doerr.....	89
5. Gardner (L).....	87
6. Rice.....	79
7. Ferris.....	77
8. Evans.....	72
9. T. Williams (L).....	71
10. J. Collins.....	65
11. Parent.....	63
12. Du. Lewis.....	62
C. Stahl (L).....	62
14. Yastrzemski (L).....	59
15. DiMaggio.....	57
16. Todd (L).....	56
17. Garciaparra.....	50
J. Stahl.....	50
19. Boggs (L).....	47
He. Wagner.....	47

Walks

1. T. Williams (L).....	2,021
2. Yastrzemski (L).....	1,845
3. Evans.....	1,337
4. Ortiz (L).....	1,133
5. Boggs (L).....	1,004
6. Hooper (L).....	826
7. Doerr.....	809
8. DiMaggio.....	750
9. Rice.....	670
10. Petrocelli.....	661
11. Ramirez.....	636
12. Foxx.....	624
Pedroia.....	624
14. Varitek (S).....	614
15. Cronin.....	585
Jensen.....	585
17. Pesky (L).....	581
18. Goodman (L).....	561
19. Vaughn (L).....	519
20. Youkilis.....	494

Career Batting Leaders, Continued

Batting Avg. (1,500 AB)

1. T. Williams (L).....	344
2. Boggs (L).....	338
3. Speaker (L).....	337
4. Garciaparra.....	323
5. Runnels (L).....	320
6. Foxx.....	320
7. R. Johnson (L).....	313
8. Pesky (L).....	313
9. Ramirez.....	312
10. Lynn (L).....	308
11. Goodman (L).....	306
12. Vaughn (L).....	304
13. Greenwell (L).....	303
14. Cramer (L).....	302
15. R. Ferrell.....	302
16. Betts.....	301
17. Finney (L).....	301
18. Cronin.....	300
19. Pedroia.....	299
20. Rice.....	298

Stolen Bases

1. Hooper (L).....	300
2. Speaker (L).....	267
3. Ellsbury (L).....	241
4. Yastrzemski (L).....	168
5. He. Wagner.....	141
6. Pedroia.....	138
7. Gardner (L).....	134
8. Parent.....	129
9. Betts.....	126
10. T. Harper.....	107
Werber.....	107
12. C. Stahl (L).....	105
13. J. Collins.....	102
Du. Lewis.....	102
15. DiMaggio.....	100
16. Damon (L).....	98
Remy (L).....	98
18. Burks.....	95
Jensen.....	95
20. Garciaparra.....	84
R. Smith (S).....	84

On-Base Pct. (1,500 AB)

1. T. Williams (L).....	482
2. Foxx.....	429
3. Boggs (L).....	428
4. Speaker (L).....	414
5. Ramirez.....	411
6. Runnels (L).....	408
7. Pesky (L).....	401
8. Vaughn (L).....	394
9. Cronin.....	394
10. R. Ferrell.....	394
11. Youkilis.....	388
12. R. Johnson (L).....	386
13. Goodman (L).....	386
14. Ortiz (L).....	386
15. DiMaggio.....	383
16. Lynn (L).....	383
17. Yastrzemski (L).....	379
18. Jensen.....	374
19. Flagstead.....	374
20. Betts.....	374

Extra-Base Hits

1. Yastrzemski (L).....	1,157
2. T. Williams (L).....	1,117
3. Ortiz (L).....	1,023
4. Evans.....	925
5. Rice.....	834
6. Doerr.....	693
7. Boggs (L).....	554
8. Pedroia.....	549
9. Ramirez.....	537
10. Varitek (S).....	513
11. Garciaparra.....	507
12. Bogaerts.....	479
13. Petrocelli.....	469
14. DiMaggio.....	452
15. Foxx.....	448
16. Greenwell (L).....	443
17. Vaughn (L).....	439
18. Cronin.....	433
19. Hooper (L).....	406
20. Valentin.....	404

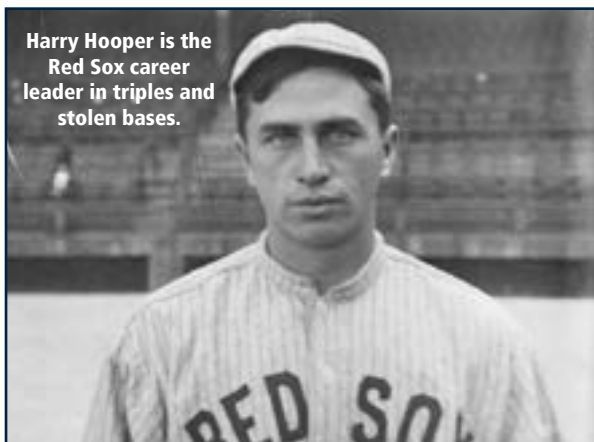
Slugging Pct. (1,500 AB)

1. T. Williams (L).....	634
2. Foxx.....	605
3. Ramirez.....	588
4. Ortiz (L).....	570
5. Garciaparra.....	553
6. Vaughn (L).....	542
7. J.D. Martinez.....	526
8. Lynn (L).....	520
9. Betts.....	519
10. Devers (L)	512
11. Rice.....	502
12. V. Stephens.....	492
13. Daubach (L).....	488
14. T. Conigliaro.....	488
15. Youkilis.....	487
16. Cronin.....	484
17. Speaker (L).....	482
18. Fisk.....	481
19. Armas.....	480
20. T. Nixon (L).....	478

Total Bases

1. Yastrzemski (L).....	5,539
2. T. Williams (L).....	4,884
3. Rice.....	4,129
4. Evans.....	4,128
5. Ortiz (L).....	4,084
6. Doerr.....	3,270
7. Boggs (L).....	2,869
8. Pedroia.....	2,649
9. DiMaggio.....	2,363
10. Ramirez.....	2,324
11. Hooper (L).....	2,303
12. Petrocelli.....	2,263
13. Varitek (S).....	2,220
14. Bogaerts.....	2,216
15. Garciaparra.....	2,194
16. Greenwell (L).....	2,141
17. Malzone.....	2,123
18. Vaughn (L).....	2,074
19. Foxx.....	1,988
20. Speaker (L).....	1,898

Harry Hooper is the
Red Sox career
leader in triples and
stolen bases.



Single-Season Batting Leaders

* led AL † tied for AL lead **376 AB for Red Sox but led AL at .367 overall

Games

1. Rice.....	*163, 1978
2. Buckner (L).....	*162, 1985
Evans.....	*162, 1984
Evans.....	*162, 1982
Yastrzemski (L).....	*162, 1969
Scott.....	*162, 1966
7. Vaughn (L).....	*161, 1996
Boggs (L).....	*161, 1985
Yastrzemski (L).....	*161, 1970
Yastrzemski (L).....	*161, 1967

Hits

1. Boggs (L).....	*240, 1985
2. Speaker (L).....	*222, 1912
3. Betts.....	*214, 2016
Boggs (L).....	*214, 1988
5. Gonzalez (L).....	*213, 2011
Pedroia.....	*213, 2008
Rice.....	*213, 1978
8. Ellsbury (L).....	*212, 2011
9. Boggs (L).....	*210, 1983
10. Garciaparra.....	*209, 1997

Home Runs

1. Ortiz (L).....	*54, 2006
2. Foxx.....	*50, 1938
3. Ortiz (L).....	*47, 2005
4. Rice.....	*46, 1978
5. M. Ramirez.....	*45, 2005
6. Vaughn (L).....	*44, 1996
Yastrzemski (L).....	*44, 1967
8. J.D. Martinez.....	*43, 2018
M. Ramirez.....	*43, 2004
Armas.....	*43, 1984
T. Williams (L).....	*43, 1949

Batting Avg.

1. T. Williams (L).....	*.406, 1941
2. T. Williams (L).....	*.388, 1957
3. Speaker (L).....	*.383, 1912
4. Garciaparra.....	*.372, 2000
5. Alexander.....	*.372, 1932
6. T. Williams (L).....	*.369, 1948
7. Boggs (L).....	*.368, 1985
8. Boggs (L).....	*.366, 1988
9. Boggs (L).....	*.363, 1987
Speaker (L).....	*.363, 1913

Stolen Bases

1. Ellsbury (L).....	*70, 2009
2. T. Harper.....	*54, 1973
3. Ellsbury (L).....	*52, 2013
Speaker (L).....	*52, 1912
5. Ellsbury (L).....	*50, 2008
6. Speaker (L).....	*46, 1913
7. O. Nixon (S).....	*42, 1994
Speaker (L).....	*42, 1914
9. Werber.....	*40, 1934
Hooper (L).....	*40, 1910

Pinch Hits

1. Cronin.....	*18, 1943
2. R. Miller (L).....	*16, 1983
D. Williams.....	*16, 1963
4. R. Miller (L).....	*14, 1984
L. Green (L).....	*14, 1966
6. D. Jones (L).....	*13, 1967
D. Jones (L).....	*13, 1966
Finney (L).....	*13, 1939
B. Miller.....	*13, 1935
10. 2 tied.....	*12, 1928

At-Bats

1. Garciaparra.....	*684, 1997
2. Rice.....	*677, 1978
3. Buckner (L).....	*673, 1985
4. Betts.....	*672, 2016
5. Burleson.....	*663, 1977
6. Cramer (L).....	*661, 1940
7. Ellsbury (L).....	*660, 2011
8. Garciaparra.....	*658, 2003
Cramer (L).....	*658, 1938
10. Rice.....	*657, 1984

Doubles

1. Webb (L).....	*67, 1931
2. Garciaparra.....	*56, 2002
3. Devers (L).....	*54, 2019
Pedroia.....	*54, 2008
5. Speaker (L).....	*53, 1912
6. Bogaerts.....	*52, 2019
Ortiz (L).....	*52, 2007
8. Garciaparra.....	*51, 2000
Boggs (L).....	*51, 1989
Cronin.....	*51, 1938

Runs Batted In

1. Foxx.....	*175, 1938
2. V. Stephens.....	*159, 1949
T. Williams (L).....	*159, 1949
4. Ortiz (L).....	*148, 2005
5. T. Williams (L).....	*145, 1939
6. Ramirez.....	*144, 2005
Dropo.....	*144, 1950
V. Stephens.....	*144, 1950
9. Vaughn (L).....	*143, 1996
Foxx.....	*143, 1936

On-Base Pct.

1. T. Williams (L).....	*.553, 1941
2. T. Williams (L).....	*.526, 1957
3. T. Williams (L).....	*.513, 1954
4. T. Williams (L).....	*.499, 1942
5. T. Williams (L).....	*.499, 1947
6. T. Williams (L).....	*.497, 1946
7. T. Williams (L).....	*.497, 1948
8. T. Williams (L).....	*.490, 1949
9. T. Williams (L).....	*.479, 1956
10. Boggs (L).....	*.476, 1988

Extra-Base Hits

1. Foxx.....	*92, 1938
2. Ortiz (L).....	*91, 2004
3. Devers (L).....	*90, 2019
Ortiz (L).....	*88, 2007
4. Ortiz (L).....	*88, 2005
6. Ortiz (L).....	*87, 2016
Ramirez.....	*87, 2004
8. Rice.....	*86, 1978
T. Williams (L).....	*86, 1939
10. 5 tied.....	*85, 1928

Multi-Hit Games

1. Boggs (L).....	*72, 1985
2. Rice.....	*69, 1978
3. Garciaparra.....	*68, 1997
Boggs (L).....	*68, 1983
5. Betts.....	*67, 2016
Gonzalez (L).....	*66, 2011
T. Williams (L).....	*66, 1940
8. Garciaparra.....	*65, 2000
Pesky (L).....	*65, 1942
10. 2 tied.....	*64, 1928

Runs

1. T. Williams (L).....	*150, 1949
2. T. Williams (L).....	*142, 1946
3. T. Williams (L).....	*141, 1942
4. Foxx.....	*139, 1938
5. Speaker (L).....	*136, 1912
6. Betts.....	*135, 2019
T. Williams (L).....	*135, 1941
8. T. Williams (L).....	*134, 1940
9. DiMaggio.....	*131, 1950
T. Williams (L).....	*131, 1939

Triples

1. Speaker (L).....	*22, 1913
2. Freeman (L).....	*20, 1903
3. L. Gardner (L).....	*19, 1914
Freeman (L).....	*19, 1904
C. Stahl (L).....	*19, 1904
Freeman (L).....	*19, 1902
7. Speaker (L).....	*18, 1914
L. Gardner (L).....	*18, 1912
9. 4 tied.....	*17, 1902

Walks

1. T. Williams (L).....	*162, 1949
T. Williams (L).....	*162, 1947
3. T. Williams (L).....	*156, 1946
4. T. Williams (L).....	*147, 1941
5. T. Williams (L).....	*145, 1942
6. T. Williams (L).....	*144, 1951
7. T. Williams (L).....	*136, 1954
8. Yastrzemski (L).....	*128, 1970
9. T. Williams (L).....	*126, 1948
10. Boggs (L).....	*125, 1988

Slugging Pct.

1. T. Williams (L).....	*.735, 1941
2. T. Williams (L).....	*.731, 1957
3. Foxx.....	*.704, 1938
4. Foxx.....	*.694, 1939
5. T. Williams (L).....	*.667, 1946
6. Ruth (L).....	*.657, 1919
7. T. Williams (L).....	*.650, 1949
8. T. Williams (L).....	*.648, 1942
9. Ramirez.....	*.647, 2002
10. Betts.....	*.640, 2018

Total Bases

1. Rice.....	*406, 1978
2. Foxx.....	*398, 1938
3. Rice.....	*382, 1977
4. Vaughn (L).....	*370, 1996
5. Rice.....	*369, 1979
Foxx.....	*369, 1936
7. T. Williams (L).....	*368, 1949
8. Garciaparra.....	*365, 1997
9. Ellsbury (L).....	*364, 2011
10. Ortiz (L).....	*363, 2005

Intentional Walks

1. T. Williams (L).....	*33, 1957
2. Ramirez.....	*28, 2003
3. Ortiz (L).....	*27, 2013
4. Ramirez.....	*25, 2001
Boggs (L).....	*25, 1991
6. Ortiz (L).....	*23, 2006
Vaughn (L).....	*23, 1993
8. Ortiz (L).....	*22, 2014
9. 3 tied.....	*20, 1928

Annual Batting Leaders

BATTING AVERAGE

2022	Bogaerts.....	.307	1991	Boggs.....	.332	1960	Runnels.....	*.320	1929	Rothrock.....	.300
2021	Bogaerts.....	.295	1990	Boggs.....	.302	1959	Runnels.....	.314	1928	Myer.....	.313
2020	Verdugo.....	.308	1989	Boggs.....	.330	1958	T. Williams.....	*.328	1927	Tobin.....	.310
2019	Devers.....	.311	1988	Boggs.....	*.366	1957	T. Williams.....	*.388	1926	Rigney.....	.270
2018	Betts.....	*.346	1987	Boggs.....	*.363	1956	T. Williams.....	.345	1925	I. Boone.....	.330
2017	Bogaerts.....	.273	1986	Boggs.....	*.357	1955	Goodman.....	.294	1924	I. Boone.....	.337
2016	Betts.....	.318	1985	Boggs.....	*.368	1954	T. Williams.....	.345	1923	J. Harris.....	.335
2015	Bogaerts.....	.320	1984	Boggs.....	.325	1953	Goodman.....	.313	1922	J. Harris.....	.316
2014	Pedroia.....	.278	1983	Boggs.....	*.361	1952	Goodman.....	.306	1921	Pratt.....	.324
2013	Ortiz.....	.309	1982	Rice.....	.309	1951	T. Williams.....	.318	1920	Hooper.....	.312
2012	González.....	.300	1981	Lansford.....	*.336	1950	Goodman.....	*.354	1919	Ruth.....	.322
2011	González.....	.338	1980	Rice.....	.294	1949	T. Williams.....	.343	1918	Hooper.....	.289
2010	Beltré.....	.321	1979	Lynn.....	*.333	1948	T. Williams.....	*.369	1917	Du. Lewis.....	.302
2009	Youkilis.....	.305	1978	Rice.....	.315	1947	T. Williams.....	*.343	1916	Gardner.....	.308
2008	Pedroia.....	.326	1977	Rice.....	.320	1946	T. Williams.....	.342	1915	Speaker.....	.322
2007	Ortiz.....	.332	1976	Lynn.....	.314	1945	B. Johnson.....	.280	1914	Speaker.....	.338
2006	Ramírez.....	.321	1975	Lynn.....	.331	1944	Doerr.....	.325	1913	Speaker.....	.365
2005	Damon.....	.316	1974	Yastrzemski.....	.301	1943	Fox.....	.288	1912	Speaker.....	.383
2004	Ramírez.....	.308	1973	Yastrzemski.....	.296	1942	T. Williams.....	*.356	1911	Speaker.....	.334
2003	Mueller.....	*.326	1972	Fisk.....	.293	1941	T. Williams.....	*.406	1910	Speaker.....	.340
2002	Ramírez.....	*.349	1971	R. Smith.....	.283	1940	T. Williams.....	.344	1909	Lord.....	.311
2001	González.....	.306	1970	Yastrzemski.....	.329	1939	Fox.....	.360	1908	Gessler.....	.308
2000	Garciparra.....	*.372	1969	R. Smith.....	.309	1938	Fox.....	*.349	1907	Congalton.....	.286
1999	Garciparra.....	*.357	1968	Yastrzemski.....	*.301	1937	Chapman.....	.307	1906	Grimshaw.....	.290
1998	Vaughn.....	.337	1967	Yastrzemski.....	*.326	1936	Fox.....	.338	1905	J. Collins.....	.276
1997	Jefferson.....	.319	1966	Yastrzemski.....	.278	1935	R. Johnson.....	.315	1904	Parent.....	.291
1996	Vaughn.....	.326	1965	Yastrzemski.....	.312	1934	Werber.....	.321	1903	Dougherty.....	.331
1995	Naehring.....	.307	1964	Bressoud.....	.293	1933	R. Johnson.....	.313	1902	Dougherty.....	.342
1994	Vaughn.....	.310	1963	Yastrzemski.....	*.321	1932	Alexander.....	.372	1901	Freeman.....	.339
1993	Greenwell.....	.315	1962	Runnels.....	*.326	1931	Webb.....	.333			
1992	Brunansky.....	.266	1961	Malzone.....	.266	1930	Webb.....	.323			

HOME RUNS

2022	Devers.....	.27	1991	J. Clark.....	.28	1960	T. Williams.....	.29	1929	Rothrock.....	.6
2021	Devers.....	.38	1990	Burks.....	.21	1959	Jensen.....	.28	1928	Todd.....	.12
2020	Bogaerts, Devers.....	.11	1989	Esasky.....	.30	1958	Jensen.....	.35	1927	Todd.....	.6
2019	J.D. Martinez.....	.36	1988	Greenwell.....	.22	1957	T. Williams.....	.38	1926	Todd.....	.7
2018	J.D. Martinez.....	.43	1987	Evans.....	.34	1956	T. Williams.....	.24	1925	Todd.....	.11
2017	Betts.....	.24	1986	Baylor.....	.31	1955	T. Williams.....	.28	1924	I. Boone.....	.13
2016	Ortiz.....	.38	1985	Evans.....	.29	1954	T. Williams.....	.29	1923	J. Harris.....	.13
2015	Ortiz.....	.37	1984	Armas.....	*.43	1953	Gernert.....	.21	1922	Burns.....	.12
2014	Ortiz.....	.35	1983	Rice.....	*.39	1952	Gernert.....	.19	1921	Pratt.....	.5
2013	Ortiz.....	.30	1982	Evans.....	.32	1951	T. Williams.....	.30	1920	Hooper.....	.7
2012	Saltalamacchia.....	.25	1981	Evans.....	*.22	1950	Drope.....	.34	1919	Ruth.....	*.29
2011	Ellsbury.....	.32	1980	T. Perez.....	.25	1949	T. Williams.....	*.43	1918	Ruth.....	*.11
2010	Ortiz.....	.32	1979	Lynn, Rice.....	.39	1948	V. Stephens.....	.29	1917	Hooper.....	.3
2009	Bay.....	.36	1978	Rice.....	*.46	1947	T. Williams.....	*.32	1916	3 tied.....	.3
2008	Youkilis.....	.29	1977	Rice.....	*.39	1946	T. Williams.....	.38	1915	Ruth.....	.4
2007	Ortiz.....	.35	1976	Rice.....	.25	1945	B. Johnson.....	.12	1914	Speaker.....	.4
2006	Ortiz.....	*.54	1975	Rice.....	.22	1944	B. Johnson.....	.17	1913	Hooper.....	.4
2005	Ortiz.....	.47	1974	Petrolle, Yastrzemski.....	.15	1943	Doerr.....	.16	1912	Speaker.....	*.10
2004	Ramírez.....	*.43	1973	Fisk.....	.26	1942	T. Williams.....	*.36	1911	Speaker.....	.8
2003	Ramírez.....	.37	1972	Fisk.....	.22	1941	T. Williams.....	*.37	1910	J. Stahl.....	*.10
2002	Ramírez.....	.33	1971	R. Smith.....	.30	1940	Fox.....	.36	1909	Speaker.....	.7
2001	Ramírez.....	.41	1970	Yastrzemski.....	.40	1939	Fox.....	*.35	1908	Gessler.....	.3
2000	Everett.....	.34	1969	Petrolle, Yastrzemski.....	.40	1938	Fox.....	.50	1907	Ferris.....	.4
1999	O'Leary.....	.28	1968	Harrelson.....	.35	1937	Fox.....	.36	1906	C. Stahl.....	.4
1998	Vaughn.....	.40	1967	Yastrzemski.....	*.44	1936	Fox.....	.41	1905	Ferris.....	.6
1997	Vaughn.....	.35	1966	T. Conigliaro.....	.28	1935	Werber.....	.14	1904	Freeman.....	.7
1996	Vaughn.....	.44	1965	T. Conigliaro.....	*.32	1934	Werber.....	.11	1903	Freeman.....	*.13
1995	Vaughn.....	.39	1964	Stuart.....	.33	1933	R. Johnson.....	.10	1902	Freeman.....	.11
1994	Vaughn.....	.26	1963	Stuart.....	.42	1932	Jolley.....	.18	1901	Freeman.....	.12
1993	Vaughn.....	.29	1962	Malzone.....	.21	1931	Webb.....	.14			
1992	Brunansky.....	.15	1961	Geiger.....	.18	1930	Webb.....	.16			

* led AL ** tied for AL lead

Annual Batting Leaders, Continued

RUNS SCORED

2022	Bogaerts, Devers	..84	1991	Boggs93	1960	Runnels80	1929	Rothrock70
2021	Devers101	1990	Boggs, Burks89	1959	Jensen101	1928	Flagstead84
2020	Bogaerts, Verdugo	..36	1989	Boggs**113	1958	Runnels103	1927	Flagstead63
2019	Betts*135	1988	Boggs*128	1957	Piersall103	1926	Rigney71
2018	Betts**129	1987	Evans109	1956	Klaus, Piersall91	1925	Flagstead84
2017	Betts101	1986	Boggs107	1955	Goodman100	1924	Flagstead106
2016	Betts122	1985	Evans110	1954	T. Williams93	1923	Burns91
2015	Betts92	1984	Evans*121	1953	Piersall76	1922	Pratt73
2014	Pedroia72	1983	Boggs100	1952	DiMaggio81	1921	Leibold88
2013	Ellsbury92	1982	Evans122	1951	DiMaggio*113	1920	Hooper91
2012	Pedroia81	1981	Evans84	1950	DiMaggio*131	1919	Ruth*103
2011	Ellsbury119	1980	Burleson89	1949	T. Williams*150	1918	Hooper81
2010	Scutaro92	1979	Rice117	1948	DiMaggio127	1917	Hooper89
2009	Pedroia*115	1978	Rice121	1947	T. Williams*125	1916	Hooper75
2008	Pedroia*118	1977	Fisk106	1946	T. Williams*142	1915	Speaker108
2007	Ortiz116	1976	Fisk, Lynn76	1945	Lake81	1914	Speaker100
2006	Ortiz115	1975	Lynn*103	1944	B. Johnson106	1913	Hooper100
2005	Ortiz119	1974	Yastrzemski93	1943	Doerr78	1912	Speaker136
2004	Damon123	1973	T. Harper92	1942	T. Williams*141	1911	Hooper93
2003	Garcia120	1972	T. Harper92	1941	T. Williams*135	1910	Speaker92
2002	Damon118	1971	R. Smith85	1940	T. Williams*134	1909	Lord86
2001	T. Nixon100	1970	Yastrzemski*125	1939	T. Williams131	1908	McConnell77
2000	Garcia104	1969	Yastrzemski96	1938	Foxx139	1907	D. Sullivan73
1999	Offerman107	1968	Yastrzemski90	1937	Foxx111	1906	Parent67
1998	Valentin113	1967	Yastrzemski*112	1936	Foxx130	1905	Burkett78
1997	Garcia122	1966	Foy97	1935	Almadá85	1904	Collins, Parent85
1996	Vaughn118	1965	T. Conigliaro82	1934	Werber129	1903	Dougherty*107
1995	Valentin108	1964	Bressoud86	1933	R. Johnson88	1902	C. Stahl92
1994	Vaughn65	1963	Yastrzemski91	1932	R. Johnson70	1901	J. Collins109
1993	Vaughn86	1962	Yastrzemski99	1931	Webb96			
1992	Reed64	1961	Schilling87	1930	Oliver86			

RUNS BATTED IN

2022	Devers88	1991	J. Clark87	1960	Wertz103	1929	Scarritt71
2021	Devers113	1990	Burks89	1959	Jensen*112	1928	Regan75
2020	Devers43	1989	Esasky108	1958	Jensen*122	1927	Flagstead69
2019	Bogaerts117	1988	Greenwell119	1957	Jensen, Malzone103	1926	Jacobson, Todt69
2018	J.D. Martinez*130	1987	Evans123	1956	Jensen97	1925	Todt75
2017	Betts102	1986	Rice110	1955	Jensen*116	1924	Veach99
2016	Ortiz*127	1985	Buckner110	1954	Jensen117	1923	Burns82
2015	Ortiz108	1984	Armas*123	1953	Kell73	1922	Pratt86
2014	Ortiz104	1983	Rice*126	1952	Gernert67	1921	Pratt102
2013	Ortiz103	1982	Evans98	1951	T. Williams126	1920	Hendryx73
2012	González86	1981	Evans71	1950	Dropo, Stephens*144	1919	Ruth*114
2011	González117	1980	T. Perez105	1949	Stephens, Williams159	1918	Ruth66
2010	Beltré, Ortiz102	1979	Rice130	1948	V. Stephens137	1917	D. Lewis65
2009	Bay119	1978	Rice*139	1947	T. Williams*114	1916	Gardner62
2008	Youkilis115	1977	Rice114	1946	T. Williams123	1915	Du. Lewis76
2007	Lowell120	1976	Yastrzemski102	1945	B. Johnson74	1914	Speaker90
2006	Ortiz*137	1975	Lynn105	1944	B. Johnson106	1913	Du. Lewis90
2005	Ortiz*148	1974	Yastrzemski79	1943	Tabor85	1912	Du. Lewis109
2004	Ortiz139	1973	Yastrzemski95	1942	T. Williams*137	1911	Du. Lewis86
2003	Garcia105	1972	Petrocelli75	1941	T. Williams120	1910	J. Stahl77
2002	Garcia120	1971	R. Smith96	1940	Foxx119	1909	Speaker77
2001	Ramirez125	1970	T. Conigliaro116	1939	T. Williams*145	1908	Gessler63
2000	Everett108	1969	Yastrzemski111	1938	Foxx*175	1907	Unglaub62
1999	Garcia104	1968	Harrelson*109	1937	Foxx127	1906	C. Stahl51
1998	Garcia122	1967	Yastrzemski*121	1936	Foxx143	1905	J. Collins65
1997	Garcia98	1966	T. Conigliaro93	1935	Cronin95	1904	Freeman84
1996	Vaughn143	1965	Mantilla92	1934	R. Johnson119	1903	Freeman*104
1995	Vaughn**126	1964	Stuart114	1933	R. Johnson95	1902	Freeman*121
1994	Vaughn82	1963	Stuart*118	1932	Jolley99	1901	Freeman114
1993	Vaughn101	1962	Malzone95	1931	Webb103			
1992	Brunansky74	1961	Malzone87	1930	Webb66			

* led AL ** tied for AL lead

Annual Batting Leaders, Continued

HITS

2022	Bogaerts.....	171	1991	Boggs.....	181	1960	Runnels.....	169	1929	Scarritt.....	159
2021	Devers.....	165	1990	Boggs.....	187	1959	Runnels.....	176	1928	Myer.....	168
2020	Verdugo.....	61	1989	Boggs.....	205	1958	Malzone.....	185	1927	Myer.....	135
2019	Devers.....	201	1988	Boggs.....	214	1957	Malzone.....	185	1926	Todt.....	153
2018	J.D. Martinez.....	188	1987	Boggs.....	200	1956	Jensen.....	182	1925	Flagstead.....	160
2017	Betts.....	166	1986	Boggs.....	207	1955	Goodman.....	176	1924	Wambsganss.....	174
2016	Betts.....	214	1985	Boggs.....	*240	1954	Jensen.....	160	1923	Burns.....	181
2015	Bogaerts.....	196	1984	Boggs.....	203	1953	Goodman.....	161	1922	Pratt.....	183
2014	Pedroia.....	153	1983	Boggs.....	210	1952	Goodman.....	157	1921	McInnis.....	179
2013	Pedroia.....	193	1982	Evans, Remy.....	178	1951	DiMaggio.....	189	1920	Hooper.....	167
2012	Pedroia.....	163	1981	Lansford.....	134	1950	DiMaggio.....	193	1919	E. Scott.....	141
2011	González.....	**213	1980	Burleson.....	179	1949	T. Williams.....	194	1918	Hooper.....	137
2010	Beltré.....	189	1979	Rice.....	201	1948	T. Williams.....	188	1917	Du. Lewis.....	167
2009	Ellsbury.....	188	1978	Rice.....	*213	1947	Pesky.....	*207	1916	Hooper.....	156
2008	Pedroia.....	**213	1977	Rice.....	206	1946	Pesky.....	*208	1915	Speaker.....	176
2007	Lowell.....	191	1976	Rice.....	164	1945	B. Johnson.....	148	1914	Speaker.....	*193
2006	Loretta.....	181	1975	Lynn.....	175	1944	B. Johnson.....	170	1913	Speaker.....	190
2005	Damon.....	197	1974	Yastrzemski.....	155	1943	Doerr.....	163	1912	Speaker.....	222
2004	Damon.....	189	1973	Yastrzemski.....	160	1942	Pesky.....	*205	1911	Speaker.....	167
2003	Garciaparra.....	198	1972	T. Harper.....	141	1941	T. Williams.....	185	1910	Speaker.....	183
2002	Garciaparra.....	197	1971	R. Smith.....	175	1940	Cramer.....	*200	1909	Speaker.....	168
2001	Ramirez.....	162	1970	Yastrzemski.....	186	1939	T. Williams.....	185	1908	Lord.....	145
2000	Garciaparra.....	197	1969	R. Smith.....	168	1938	Vosmik.....	*201	1907	Congalton.....	142
1999	Garciaparra.....	190	1968	Yastrzemski.....	162	1937	Cronin.....	175	1906	C. Stahl.....	170
1998	Vaughn.....	205	1967	Yastrzemski.....	*189	1936	Foxo.....	198	1905	Burkett.....	147
1997	Garciaparra.....	*209	1966	Yastrzemski.....	165	1935	Almada.....	176	1904	Parent.....	172
1996	Vaughn.....	207	1965	Yastrzemski.....	154	1934	Werber.....	200	1903	Dougherty.....	*195
1995	Vaughn.....	165	1964	Stuart.....	168	1933	R. Johnson.....	151	1902	Freeman.....	174
1994	Vaughn.....	122	1963	Yastrzemski.....	*183	1932	Jolley.....	164	1901	J. Collins.....	185
1993	Greenwell.....	170	1962	Yastrzemski.....	191	1931	Webb.....	196			
1992	Reed.....	136	1961	Schilling.....	167	1930	Oliver.....	189			

STOLEN BASES

2022	Story.....	13	1991	Greenwell.....	15	1960	Runnels, Stephens.....	5	1929	Rothrock.....	23
2021	Vázquez.....	8	1990	Burks.....	9	1959	Jensen.....	20	1928	Myer.....	*30
2020	Bogaerts.....	8	1989	Burks.....	21	1958	Piersall.....	12	1927	Flagstead.....	12
2019	Betts.....	16	1988	Burks.....	25	1957	Piersall.....	14	1926	Haney.....	*13
2018	Betts.....	30	1987	Burks.....	27	1956	Jensen.....	11	1925	Ezzell, Prothro.....	9
2017	Betts.....	26	1986	Barrett.....	15	1955	Jensen.....	16	1924	Wambsganss.....	14
2016	Betts.....	26	1985	Buckner.....	18	1954	Jensen.....	*22	1923	McMillan.....	13
2015	Betts.....	21	1984	Gutierrez.....	12	1953	Piersall.....	11	1922	Menosky.....	9
2014	Holt.....	12	1983	Remy.....	11	1952	Throneberry.....	16	1921	S. Collins.....	15
2013	Ellsbury.....	*52	1982	Remy.....	16	1951	Goodman.....	7	1920	Menosky.....	23
2012	Pedroia.....	20	1981	Lansford.....	15	1950	DiMaggio.....	*15	1919	Hooper.....	23
2011	Ellsbury.....	39	1980	Remy.....	14	1949	DiMaggio.....	9	1918	Hooper.....	24
2010	Kalish.....	10	1979	Remy.....	14	1948	DiMaggio.....	10	1917	Hooper.....	21
2009	Ellsbury.....	*70	1978	Remy.....	30	1947	Pesky.....	12	1916	Hooper.....	27
2008	Ellsbury.....	*50	1977	Burleson.....	13	1946	DiMaggio.....	10	1915	Speaker.....	29
2007	Lugo.....	33	1976	Burleson, Lynn.....	14	1945	Metkovich.....	19	1914	Speaker.....	42
2006	Crisp.....	22	1975	Lynn, Rice.....	10	1944	Metkovich.....	13	1913	Speaker.....	46
2005	Damon.....	18	1974	T. Harper.....	28	1943	Fox.....	22	1912	Speaker.....	52
2004	Damon.....	19	1973	T. Harper.....	*54	1942	DiMaggio.....	16	1911	Hooper.....	38
2003	Damon.....	30	1972	T. Harper.....	25	1941	Tabor.....	17	1910	Hooper.....	40
2002	Damon.....	31	1971	Griffin, Smith.....	11	1940	Tabor.....	14	1909	Lord.....	36
2001	Everett.....	9	1970	Yastrzemski.....	23	1939	Tabor.....	16	1908	McConnell.....	31
2000	Everett.....	11	1969	Yastrzemski.....	15	1938	Chapman.....	13	1907	He. Wagner.....	20
1999	Offerman.....	18	1968	Foy.....	26	1937	Chapman.....	27	1906	Parent.....	16
1998	Da. Lewis.....	29	1967	R. Smith.....	16	1936	Werber.....	23	1905	Parent.....	25
1997	Garciaparra.....	22	1966	Tartabull.....	11	1935	Werber.....	*29	1904	Parent.....	20
1996	Frye.....	18	1965	L. Green, Jones.....	8	1934	Werber.....	*40	1903	Dougherty.....	35
1995	Valentin.....	20	1964	Jones, Yastrzemski.....	6	1933	Werber.....	15	1902	C. Stahl.....	24
1994	O. Nixon.....	42	1963	Geiger.....	9	1932	R. Johnson.....	13	1901	Dowd.....	33
1993	Fletcher.....	16	1962	Geiger.....	18	1931	Rothrock.....	13			
1992	Reed.....	7	1961	Geiger.....	16	1930	Oliver, Reeves.....	6			

* led AL ** tied for AL lead

Annual Batting Leaders, Continued

DOUBLES

2022	Martinez.....	43	1991	Boggs, Reed.....	42	1960	Malzone.....	30	1929	Todt.....	38
2021	Martinez.....	42	1990	Reed.....	**45	1959	Malzone.....	34	1928	Flagstead.....	41
2020	Devers, Verdugo, Martinez.....	16	1989	Boggs.....	*51	1958	Runnels.....	32	1927	Regan.....	37
2019	Devers.....	*54	1988	Boggs.....	*45	1957	Malzone.....	31	1926	Jacobson.....	36
2018	Betts.....	47	1987	Boggs.....	40	1956	Piersall.....	*40	1925	Flagstead.....	38
2017	Betts.....	46	1986	Boggs.....	47	1955	Goodman.....	31	1924	Wambsganss.....	41
2016	Ortiz.....	*48	1985	Buckner.....	46	1954	3 tied.....	25	1923	Burns.....	47
2015	Betts.....	42	1984	Evans.....	37	1953	Kell.....	41	1922	Pratt.....	44
2014	Pedroia.....	33	1983	Boggs.....	44	1952	Goodman.....	27	1921	Pratt.....	36
2013	Pedroia.....	42	1982	Evans.....	37	1951	DiMaggio, Goodman.....	34	1920	Hooper, Schang.....	30
2012	Pedroia.....	39	1981	Lansford.....	23	1950	V. Stephens.....	34	1919	Ruth.....	34
2011	Ellsbury.....	46	1980	Evans.....	37	1949	T. Williams.....	*39	1918	Hooper, Ruth.....	26
2010	Beltré.....	*49	1979	Lynn.....	42	1948	T. Williams.....	*44	1917	Du. Lewis.....	29
2009	Pedroia.....	48	1978	Fisk.....	39	1947	T. Williams.....	40	1916	Lewis, Walker.....	29
2008	Pedroia.....	*54	1977	Burleson.....	36	1946	Pesky.....	43	1915	Du. Lewis.....	31
2007	Ortiz.....	52	1976	Evans.....	34	1945	Newsome.....	30	1914	Speaker.....	*46
2006	Lowell.....	47	1975	Lynn.....	*47	1944	B. Johnson.....	40	1913	Speaker.....	35
2005	Ortiz.....	40	1974	Yastrzemski.....	25	1943	Doerr.....	32	1912	Speaker.....	*53
2004	Ortiz.....	47	1973	Cepeda, Yastrzemski.....	25	1942	DiMaggio.....	36	1911	Speaker.....	34
2003	Mueller.....	45	1972	T. Harper.....	29	1941	Cronin.....	38	1910	Du. Lewis.....	29
2002	Garcia, Parra.....	*56	1971	R. Smith.....	*33	1940	T. Williams.....	43	1909	Speaker.....	26
2001	Ramirez.....	33	1970	R. Smith.....	32	1939	T. Williams.....	44	1908	Lord.....	15
2000	Garcia, Parra.....	51	1969	Petrocelli.....	32	1938	Cronin.....	*51	1907	Ferris.....	25
1999	Garcia, Parra.....	42	1968	R. Smith.....	*37	1937	Cronin.....	40	1906	Ferris.....	25
1998	Valentin.....	44	1967	Yastrzemski.....	31	1936	McNair.....	36	1905	J. Collins.....	25
1997	Valentin.....	*47	1966	Yastrzemski.....	*39	1935	Cronin.....	37	1904	J. Collins.....	33
1996	Jefferson.....	30	1965	Yastrzemski.....	*45	1934	R. Johnson.....	43	1903	Freeman.....	39
1995	Valentin.....	37	1964	Bressoud.....	41	1933	Cooke.....	35	1902	Freeman.....	38
1994	Valentin.....	26	1963	Yastrzemski.....	*40	1932	Pickering.....	28	1901	J. Collins.....	42
1993	Valentin.....	40	1962	Yastrzemski.....	43	1931	Webb.....	*67			
1992	Brunansky.....	31	1961	Yastrzemski.....	31	1930	Regan.....	35			

TRIPLES

2022	Duran.....	3	1991	Greenwell.....	6	1960	Buddin, Clinton.....	5	1929	Scarritt.....	17
2021	Dalbec.....	5	1990	Burks.....	8	1959	Runnels.....	6	1928	Taitt.....	14
2020	Pillar.....	3	1989	Boggs.....	7	1958	Piersall, Runnels.....	5	1927	Myer.....	11
2019	Benintendi, Betts.....	5	1988	Greenwell.....	8	1957	Malzone, Piersall.....	5	1926	Todd.....	12
2018	Benintendi.....	6	1987	Owen.....	7	1956	Jensen.....	**11	1925	Todt.....	13
2017	Bogaerts.....	6	1986	Armas, Barrett.....	4	1955	Jensen.....	6	1924	Harris, Veach.....	9
2016	Bradley Jr.....	7	1985	Armas, Gedman.....	5	1954	Agganis.....	8	1923	J. Harris.....	11
2015	Betts.....	8	1984	Evans.....	8	1953	Piersall.....	9	1922	J. Harris.....	9
2014	Holt.....	5	1983	Boggs.....	7	1952	Evers, Vollmer.....	4	1921	S. Collins.....	12
2013	Drew, Ellsbury.....	8	1982	Evans.....	7	1951	Pesky.....	6	1920	Hooper.....	17
2012	Pedroia.....	3	1981	Evans.....	4	1950	DiMaggio, Doerr.....	**11	1919	Ruth.....	12
2011	Crawford.....	7	1980	Rice.....	6	1949	Doerr.....	9	1918	Hooper.....	13
2010	Youkilis.....	5	1979	Hobson.....	7	1948	V. Stephens.....	8	1917	Hooper.....	11
2009	Ellsbury.....	*10	1978	Rice.....	*15	1947	Doerr.....	10	1916	Hooper, Walker.....	11
2008	Ellsbury.....	7	1977	Rice.....	15	1946	Doerr.....	9	1915	Hooper.....	13
2007	Crisp.....	7	1976	Lynn, Rice.....	8	1945	Johnson, McBride.....	7	1914	Gardner.....	19
2006	7 tied.....	2	1975	Lynn.....	7	1944	Doerr.....	10	1913	Speaker.....	22
2005	Damon.....	6	1974	Evans.....	8	1943	Lupien.....	9	1912	Gardner.....	18
2004	Damon.....	6	1973	R. Miller.....	7	1942	Pesky.....	9	1911	Speaker.....	13
2003	Garcia, Parra.....	13	1972	Fisk.....	**9	1941	Finney.....	10	1910	J. Stahl.....	16
2002	Damon.....	*11	1971	Kennedy.....	5	1940	Finney.....	15	1909	Speaker.....	13
2001	O'Leary.....	6	1970	R. Smith.....	7	1939	T. Williams.....	11	1908	Gessler.....	14
2000	T. Nixon.....	8	1969	R. Smith.....	7	1938	Fox.....	9	1907	Unghlaub.....	13
1999	Offerman.....	11	1968	R. Smith.....	5	1937	Chapman, Cramer.....	11	1906	Ferris.....	13
1998	Garcia, Parra, O'Leary.....	8	1967	G. Scott.....	7	1936	Fox, Kroner.....	8	1905	Ferris.....	16
1997	Garcia, Parra.....	*11	1966	Foy.....	8	1935	Cronin.....	14	1904	Freeman, Stahl.....	19
1996	O'Leary.....	5	1965	L. Green.....	6	1934	Johnson, Werber.....	10	1903	Freeman.....	20
1995	O'Leary.....	6	1964	Yastrzemski.....	9	1933	Cooke.....	10	1902	Freeman.....	19
1994	S. Cooper.....	4	1963	Clinton.....	7	1932	Olson.....	6	1901	Collins, Stahl.....	16
1993	Greenwell.....	6	1962	Clinton.....	*10	1931	Oliver.....	5			
1992	Boggs.....	4	1961	Geiger, Yastrzemski.....	6	1930	Regan.....	10			

* led AL ** tied for AL lead

RBI History

Most Career 100-RBI Seasons

No.	PLAYER	YEARS	No.	PLAYER	YEARS	No.	PLAYER	YEARS
10	Ortiz	2003-07, 10, 13-16	6	Foxx	1936-41	4	Evans	1984, 87-89
9	T. Williams	1939-42, 46-49, 51	5	Yastrzemski	1967, 69-70, 76-77	3	V. Stephens	1948-50
8	Rice	1975, 77-79, 83-86	5	Jensen	1954-55, 57-59	3	Cronin	1937, 39-40
6	Ramirez	2001-06	4	Garcia-parra	1998-99, 2002-03	3	Freeman	1901-03
6	Doerr	1940, 42, 46, 48-50	4	Vaughn	1993, 95-96, 98			

Red Sox 30-RBI Months (Since 1970)

YEAR	MONTH	PLAYER	RBI	YEAR	MONTH	PLAYER	RBI
2022	May	Trevor Story	32	1992	July	Tom Brunansky	32
2019	July	Rafael Devers	34	1989	Aug.	Nick Esasky	35
2011	May	Adrián González	31	1988	June	Mike Greenwell	31
2009	May	Jason Bay	30	1987	Aug.	Dwight Evans	31
2006	July	David Ortiz	35	1984	June	Tony Armas	30
2005	Aug.	David Ortiz	30	1983	Aug.	Jim Rice	32
2004	June	David Ortiz	31	1980	Sept.	Jim Rice	31
2002	Sept.	Manny Ramirez	30	1978	Aug.	Jim Rice	33
2001	April	Manny Ramirez	31	1978	May	Jim Rice	33
1999	May	Nomar Garciaparra	33	1977	Sept.	Carlton Fisk	35
1998	July	Nomar Garciaparra	33	1975	June	Fred Lynn	32
1995	Aug.	John Valentin	31	1973	Sept.	Carl Yastrzemski	30

NOTE: Ted Williams holds the club record for RBI in a month with 41 in May 1942 (28 G). He also had 40 RBI in June 1950 (29 G). Clyde Vollmer is the only other Red Sox player to reach 40 in a month with 40 in July 1951 (29 G).

Most RBI in One Game

RBI	PLAYER	DATE	OPP.	RBI	PLAYER	DATE	OPP.
10	Nomar Garciaparra	5/10/1999	vs. SEA	9	Jim Tabor	7/4/1939	at PHA (G2)
10	Fred Lynn	6/18/1975	at DET	8	Mookie Betts^	7/2/2017	at TOR
10	Norm Zaichin	5/27/1955	vs. WAS	8	Mookie Betts	8/14/2016	vs. ARI
10	Rudy York	7/27/1946	at STL	8	Nomar Garciaparra	7/23/2002	vs. TB (G1)
9	Bill Mueller	7/29/2003	at TEX	8	Bobby Doerr	6/8/1950	vs. STL
9	Mike Greenwell*	9/2/1996	at SEA (10)	8	Ted Williams	7/14/1946	vs. CLE (G1)
9	Jackie Jensen	8/2/1956	at DET	8	Jimmie Foxx	9/7/1938	vs. NYY (G6)

*ML record for a player who drove in all his team's runs in a single game

^Tied for ML record for most RBI as a leadoff hitter

Most Consecutive Games with at least One RBI (Since 1920)

PLAYER	GAMES	RBI	YEAR	DATES
Ted Williams	12	18	1942	8/31-9/13
Joe Cronin	12	19	1939	6/27-7/9
Ted Williams	11	21	1950	5/30 (G1)-6/10
Manny Ramirez	10	12	2002	9/14-24
Dwight Evans	10	18	1989	9/15-26
Butch Hobson	10	21	1978	4/14-23
Mike Higgins	10	16	1938	8/30-9/6
Joe Cronin	10	14	1935	8/7 (G1)-17 (G1)
Roy Johnson	10	16	1934	7/6-16 (G2)
Joe Harris	10	13	1924	5/14-24

Walk-off RBI Leaders (Since 1916)

Rank	RBI	Rank	RBI	Rank	RBI	Rank	RBI
1. Ortiz	17	T8. Foxx	8	T15. Malzone	6	T19. Goodman	5
2. Yastrzemski	14	T8. Fisk	8	T15. Cronin	6	T19. Smith	5
T3. Jensen	11	T10. Williams	7	T15. White	6	T19. Varitek	5
T3. Doerr	11	T10. Ferrell	7	T15. Boggs	6	T19. DiMaggio	5
T5. Evans	9	T10. Petrocelli	7	T19. Garciaparra	5	T19. Youkilis	5
T5. Stephens	9	T10. O'Leary	7	T19. Vaughn	5		
T5. Rice	9	T10. Piersall	7	T19. Finney	5		

Miscellaneous Batting

Hitting for the Cycle

PLAYER	DATE/OPP.	PLAYER	DATE/OPP.	PLAYER	DATE/OPP.
Brock Holt... 10/8/2018 at NYY (ALDS G3)*		Fred Lynn..... 5/13/1980 vs. MIN		Leon Culberson 7/3/1943 at CLE	
Mookie Betts..... 8/9/2018 at TOR		Bob Watson..... 9/15/1979 at BAL		Joe Cronin 8/2/1940 at DET	
Brock Holt..... 6/16/2015 vs. ATL		Carl Yastrzemski..... 5/14/1965 vs. DET (10)		Julius Solters..... 8/19/1934 (G1) at DET	
John Valentin 6/6/1996 vs. CWS		Lou Clinton..... 7/13/1962 at KCA (15)**		Roy Carlyle 7/21/1925 (G1) at CWS	
Scott Cooper 4/12/1994 at KC		Bobby Doerr 5/13/1947 vs. CWS		Tris Speaker..... 6/9/1912 at STL	
Mike Greenwell..... 9/14/1988 vs. BAL		Ted Williams 7/21/1946 (G2) vs. STL		Patsy Dougherty 7/29/1903 vs. NY	
Rich Gedman 9/18/1985 vs. TOR		Bob Johnson 7/6/1944 vs. DET		Buck Freeman 6/21/1903 at CLE	
Dwight Evans ... 6/28/1984 vs. SEA (11)		Bobby Doerr 5/17/1944 (G2) vs. STL			

*Marks the only cycle in MLB postseason history

**Hit for cycle in 9 innings

200-Hit Seasons

RANK/PLAYER	HITS, YEAR	RANK/PLAYER	HITS, YEAR	RANK/PLAYER	HITS, YEAR
1. Boggs..... *240, 1985		10. Garciaparra..... *209, 1997		19. Boggs..... 203, 1984	
2. Speaker..... 222, 1912		11. Pesky *208, 1946		20. Devers..... 201, 2019	
3. Betts 214, 2016		12. Vaughn 207, 1996		Pedroia 201, 2016	
Boggs..... 214, 1988		Boggs..... 207, 1986		Buckner 201, 1985	
5. González..... +213, 2011		Pesky *207, 1947		Rice..... 201, 1979	
Pedroia +213, 2008		15. Rice..... 206, 1977		Vosmik..... 201, 1938	
Rice *213, 1978		16. Vaughn 205, 1998		25. Boggs..... 200, 1987	
8. Ellsbury..... 212, 2011		Boggs..... 205, 1989		Rice..... 200, 1986	
9. Boggs..... 210, 1983		Pesky *205, 1942		Cramer..... +200, 1940	
*led AL	+tied for AL lead			Werber..... 200, 1934	

20-Game Hitting Streaks

RANK/PLAYER	G	YEAR(S)	RANK/PLAYER	G	YEAR(S)	RANK/PLAYER	G	YEAR(S)
1. DiMaggio	34	1949	Boggs	25	1987	31. Garciaparra	21	2000-01
2. Garciaparra	30	1997	Metkovich	25	1944	Greenwell	21	1989
Speaker	30	1912	18. Garciaparra	24	1998	Rice	21	1980
4. Bradley Jr.	29	2016	19. Youkilis	23	2007	Doerr	21	1943
Damon	29	2005	Bressoud	23	1963-64	35. Walker	20	2003
6. Boggs	28	1985	T. Williams	23	1941	Boggs	20	1986
7. D. Ortiz	27	2012-13	Myer	23	1928	Easler	20	1984
Ramirez	27	2006	Burns	23	1922	Lynn	20	1979
DiMaggio	27	1951	Pratt	23	1922	Lynn	20	1975
10. Bogaerts	26	2016	25. Ellsbury	22	2009	Jolley	20	1932
Garciaparra	26	2003	Ramirez	22	2002-03	Boone	20	1925
Pesky	26	1947	Jefferson	22	1997	Ruth	20	1919
Freeman	26	1902	Doyle	22	1975	Speaker	20	1912
14. Pedroia	25	2011	DiMaggio	22	1942	Speaker	20	1912
V. Martinez	25	2009	Speaker	22	1913			

20-Homer, 20-Steal Seasons

YEAR	PLAYER	POS.	HR	SB	YEAR	PLAYER	POS.	HR	SB
2018	Mookie Betts	RF	32	30	1997	Nomar Garciaparra	SS	30	22
2017	Andrew Benintendi	LF	20	20	1995	John Valentin	SS	27	20
2017	Mookie Betts	RF	24	26	1987	Ellis Burks	CF	20	27
2016	Mookie Betts	RF	31	26	1970	Carl Yastrzemski	1B	40	23
2011	Jacoby Ellsbury	CF	32	39	1959	Jackie Jensen	RF	28	20
2011	Dustin Pedroia	2B	21	26	1954	Jackie Jensen	RF	25	22

NOTE: Jacoby Ellsbury (2011) and Mookie Betts (2018) are the only Red Sox players to reach 30 homers and 30 steals in a season.

Triple Crown Winners

PLAYER	SEASON	HR	RBI	AVG
Ted Williams	1942	36	137	.356
Ted Williams	1947	32	114	.343
Carl Yastrzemski	1967	44	121	.326

NOTES: Ted Williams is the only player to win the AL Triple Crown multiple times. After Carl Yastrzemski in 1967, it would be another 45 years before a player won the Triple Crown (Miguel Cabrera in 2012).



Carl Yastrzemski

Miscellaneous Batting, Continued

Red Sox with 30 or More Steals in a Season

Rank/Player	SB	Year	Rank/Player	SB	Year	Rank/Player	SB	Year
1. Ellsbury.....	*70	2009	11. Ellsbury.....	39	2011	21. Betts.....	30	2018
2. Harper	*54	1973	12. Hooper	38	1911	Damon	30	2003
3. Ellsbury.....	*52	2008	13. H. Lord	36	1909	Remy	30	1978
Speaker	52	1912	14. Speaker	35	1910	Myer.....	*30	1928
5. Ellsbury.....	*50	2008	Speaker	35	1909			
6. Speaker	46	1913	Dougherty	35	1903			
7. O. Nixon	42	1994	17. Lugo	33	2007			
Speaker	42	1914	Dowd.....	33	1901			
9. Werber	*40	1934	19. Damon	31	2002			
Hooper	40	1910	McConnell.....	31	1908			

*Led the AL

Career Pinch-Hit Leaders

Rank/Player	H	Rank/Player	H	Rank/Player	H	Rank/Player	H
1. D. Jones	55	5. Cronin	29	9. G. Stephens	24	13. Geiger	22
2. R. Miller	49	Henricksen	29	10. Finney	23	14. L. Green	21
3. R. Nixon	42	Varitek	29	Gedman	23	15. Spence	20
4. T. Williams	33	8. Rothrock	27	P. Green	23	Tartabull	20

Pitchers Batting Since DH Rule (Non-Interleague Games)

DATE/OPP.	PITCHER	RESULT	DATE/OPP.	PITCHER	RESULT
8/12/2012 at CLE	Clayton Mortensen	SO (swing)	8/13/1985 vs. KC	Tim Lollar-PH	Line out (L-5)
7/31/2000 at SEA	Hipolito Pichardo	SO (called)	7/29/1980 at KC	Dick Drago	Ground out (6-3)
6/28/2000 vs. BAL	Tim Wakefield-PH	Sac. bunt	7/25/1979 vs. OAK	Joel Finch	Fly out (F-9)
6/28/2000 vs. BAL	Pete Schourek-PH	Single CF	7/5/1976 vs. CHW	Luis Tiant	SO (swinging)
5/13/2000 at BAL	Derek Lowe	SO (called)	6/17/1976 at OAK	Dick Pole	Ground out (1-3)
4/22/1998 at DET	Tim Wakefield-PH	Sac. bunt	5/21/1976 at NYY	Jim Willoughby	Fly out (F-8)
5/23/1996 vs. SEA	Roger Clemens	Single CF	7/12/1975 vs. TEX	Luis Tiant	Fly out (F-9)
8/12/1986 at KC (G2)	Tim Lollar-PH	Single CF			

Red Sox Consecutive Innings Streaks

INNINGS	PLAYER	FROM	THROUGH
3,873	Candy LaChance	5/23/1902 (1st inn.)	— 4/28/1905 (9th inn.)
2,935	Buck Freeman	7/29/1901 (1st inn.)	— 9/9/1903-G1 (3rd inn.)
2,726	Frank Malzone	6/12/1958 (1st inn.)	— 6/7/1960 (9th inn.)

NOTE: Thanks to Trent McCotter of SABR for this research.

Red Sox Consecutive Games Played Streaks

GAMES	PLAYER	FROM	THROUGH
832	Everett Scott*	6/20/1916	— 10/2/1921
535	Buck Freeman	7/27/1901	— 6/6/1905
475	Frank Malzone	5/21/1957	— 6/7/1960
448	Candy LaChance	4/19/1902	— 4/28/1905
413	Freddy Parent	4/26/1901	— 9/25/1903
408	Freddy Parent	5/23/1904	— 9/4/1906
380	Dwight Evans	10/4/1980	— 8/6/1983
360	Vern Stephens	4/19/1948	— 8/28/1950
352	Bobby Doerr	7/19/1942	— 8/22/1944
350	Carl Yastrzemski	7/27/1968	— 8/21/1970

*Overall Scott played in 1,307 consecutive games, including 4/12/22-5/5/25 with the Yankees.

Home Run Records

Most Home Runs in a Game (Team)

HR	DATE	OPP.	PLAYERS	SCORE
8	9/4/2013	vs. DET	Napoli, Lavarnway, Nava, Middlebrooks, Ortiz (2), Ellsbury, Drew	20-4
8	7/4/1977	vs. TOR	Lynn (2), Scott (2), Carbo, Hobson, Rice, Yastrzemski	9-6
7	7/4/2003	at NYY	Mueller (2), Ortiz (2), Varitek (2), Ramirez	10-3
7	7/23/2002 (G1)	vs. TB	Garcia-parra (3), Ramirez (2), Damon, Nixon	22-4
7	7/24/1999	at DET	Nixon (3), Garcia-parra (2), Daubach, O'Leary	11-4
7	6/8/1950	vs. STL	Doerr (3), Dropo (2), Williams (2)	29-4

NOTE: Boston has hit 6 homers in a game 26 times, last on 7/19/21 at TOR

Most Home Runs in an Inning

HR	DATE	OPP.	INN.	PLAYERS
4	5/20/2009	vs. TOR	5	Varitek, Ortiz, Bay, Lowell
4	4/22/2007	vs. NYY	3	Ramirez, Drew, Lowell, Varitek*
4	7/23/2002 (G1)	vs. TB	3	Damon, Garcia-parra, Ramirez, Garcia-parra
4	7/3/2000	at MIN	4	Everett, O'Leary, Varitek, Burkhardt
4	7/18/1998	at DET	4	Sadler, Lewis, Garcia-parra, Vaughn
4	5/31/1980	vs. MIL	4	Stapleton, Perez, Fisk, Hobson
4	7/4/1977	vs. TOR	8	Lynn, Rice, Yastrzemski, Scott
4	6/17/1977	vs. NYY	1	Burleson, Lynn, Fisk, Scott
4	8/26/1957	at KCA	7	Zauchin, Lepcio, Piersall, Malzone
4	5/22/1957	vs. CLE	6	Mauch, Williams, Gernert, Malzone
4	9/24/1940 (G1)	at PHA	6	Williams, Foxx, Cronin, Tabor

*Tied a ML record with 4 consecutive home runs in an inning

Single-Season Multi-Homer Game Leaders

Rank/Player	G	Year	Rank/Player	G	Year	Rank/Player	G	Year
1. Foxx.....	10	1938	5. Ortiz.....	6	2014	Armas.....	6	1983
2. Ortiz.....	9	2005	Ortiz.....	6	2006	Rice.....	6	1983
3. Ramirez.....	7	2002	Ortiz.....	6	2003			
Rice.....	7	1977	Vaughn.....	6	1996			

Career Multi-Homer Game Leaders

Rank/Player	G	Rank/Player	G	Rank/Player	G	Rank/Player	G
1. D. Ortiz.....	49	7. D. Evans.....	22	13. Devers.....	12	Fisk.....	11
2. T. Williams.....	37	Vaughn.....	22	Lynn.....	12	Valentin.....	11
3. Rice.....	35	9. Garcia-parra.....	17	Malzone.....	12	Varitek.....	11
4. M. Ramirez.....	28	10. Betts.....	16	G. Scott.....	12	22. Armas.....	10
5. Yastrzemski.....	27	11. Doerr.....	14	R. Smith.....	12		
6. Foxx.....	23	12. V. Stephens.....	13	18. J.D. Martinez.....	11		

Red Sox to Hit 3 Home Runs in a Single Game

NOTE: No Red Sox player has ever hit as many as 4 HR in a game. There have been 35 3-HR games, accomplished by 26 different players

PLAYER	GAME	PLAYER	GAME	PLAYER	GAME
Trevor Story.....	5/19/2022 vs. SEA	Bill Mueller.....	7/29/2003 at TEX	Carl Yastrzemski.....	5/19/1976 at DET
J.D. Martinez.....	4/11/2021 at BAL	^Nomar Garcia-parra...7/23/2002 vs. TB		*Fred Lynn.....	6/18/1975 at DET
^Mookie Betts.....	7/26/2019 vs. NYY	Jason Varitek.....	5/20/2001 at KC	*Joe Lahoud.....	6/11/1969 at MIN
Steve Pearce.....	8/2/2018 vs. NYY	*Trot Nixon.....	7/24/1999 at DET	^Ken Harrelson.....	6/14/1968 at CLE
^Mookie Betts.....	5/2/2018 vs. KC	Nomar Garcia-parra...5/10/1999 vs. SEA		Ted Williams.....	6/13/1957 at CLE
Mookie Betts.....	4/17/2018 at LAA	Mo Vaughn.....	5/30/1997 vs. NYY	Ted Williams.....	5/8/1957 at CWS
Mookie Betts.....	8/14/2016 vs. ARI	^Mo Vaughn.....	9/24/1996 vs. BAL	*Norm Zauchin.....	5/27/1955 vs. WAS
Hanley Ramirez.....	7/20/2016 vs. SF	John Valentin.....	6/2/1995 vs. SEA	Clyde Vollmer.....	7/26/1951 vs. CWS
Mookie Betts.....	5/31/2016 at BAL	Jack Lamort.....	7/31/1991 vs. OAK	Bobby Doerr.....	6/8/1950 vs. STL
Will Middlebrooks.....	4/7/2013 at TOR	^Tom Brunansky.....	9/29/1990 vs. TOR	Ted Williams.....	7/14/1946 vs. CLE-G1
Dustin Pedroia.....	6/24/2010 at COL	Jim Rice.....	8/29/1983 at TOR-G2	Jim Tabor*.....	7/4/1939 at PHA-G2
^Kevin Millar.....	7/23/2004 vs. NYY	Jim Rice.....	8/29/1977 vs. OAK		

* Rookie ^ HR in 3 straight PA

Opponents to Hit 3 Home Runs vs. the Red Sox in a Single Game

NOTE: No player has ever hit as many as 4 HR in a game vs. BOS. There have been 26 3-HR games, accomplished by 24 different players

PLAYER	GAME	PLAYER	GAME	PLAYER	GAME
Adam Duvall.....	9/2/2020 vs. ATL	Mark McGwire.....	6/11/1995 vs. OAK	Don Leppert.....	4/11/1963 at WAS
Marcell Ozuna.....	9/1/2020 vs. ATL	Tim Lincecum.....	4/18/1994 vs. CWS	Bob Cerv.....	8/20/1959 at KCA
Aaron Hicks.....	7/1/2013 at NYY	Joe Carter.....	5/28/1987 vs. CLE	Bobby Avila.....	6/20/1951 vs. CLE
Mark Teixeira.....	5/8/2010 vs. NYY	Joe Carter.....	8/29/1986 vs. CLE	Sam Chapman.....	8/15/1946 at PHA
Adam Lind.....	9/29/2009 vs. TOR	Ned Oglivie.....	5/14/1983 at MIL	Mike Higgins.....	5/20/1940 at DET
Frank Thomas.....	9/17/2007 at TOR	Freddie Patek.....	6/20/1980 vs. CAL	Ken Keltner.....	5/25/1939 vs. CLE
Vernon Wells.....	5/30/2006 at TOR	Bill Freehan.....	8/9/1971 vs. DET	Pinky Higgins.....	6/27/1935 at PHA
Roberto Alomar.....	4/26/1997 at BAL	Boog Powell.....	8/15/1966 vs. BAL	Lou Gehrig.....	6/23/1927 vs. NYY
Frank Thomas.....	9/15/1996 vs. CWS	Harmon Killebrew.....	9/21/1963 vs. MIN-G1		

Home Run Records, Continued

Career Pinch-Hit Home Run Leaders

Rank/Player	HR	Rank/Player	HR	Rank/Player	HR
1. T. Williams	7	Hatteberg	3	B. Stanley.....	3
2. Gomes	6	Holt	3	Varitek	3
3. Cronin.....	5	C. Maxwell	3	Vollmer	3
4. Wilber.....	4	Ortiz	3	Vázquez.....	3
5. Carbo.....	3	Millar	3	17. 23 players.....	2
Gedman.....	3	Spence.....	3		

Single-Season Pinch-Hit Home Run Leaders

Rank/Player	HR	Year	Rank/Player	HR	Year	Rank/Player	HR	Year
1. Cronin.....	5	1943	Gomes	2	2014	Peters	2	1971
2. Gomes	4	2013	Carp.....	2	2013	Ch. Schilling.....	2	1965
Wilber.....	4	1953	Hatteberg	2	2000	Tillman.....	2	1962
4. Carbo.....	3	1977	Cummings	2	1998	Repulski.....	2	1960
T. Williams	3	1957	B. Stanley.....	2	1997	T. Williams	2	1953
C. Maxwell	3	1951	Gedman.....	2	1984	Vollmer	2	1950
Vázquez.....	3	2019	T. Perez	2	1982	Spence	2	1940
8. Holt	2	2018	Kosco.....	2	1972	Reynolds.....	2	1934

Pinch-Hit Grand Slams

PLAYER	DATE	OPP.	PITCHER	INN.	SCORE
Christian Arroyo	6/16/2021	at ATL	A.J. Minter	7	10-8
Mike Carp	9/11/2013	at TB	Roberto Hernandez	10	7-3
Kevin Millar	6/7/2003	at MIL	Jayson Durocher	7	11-10
Shea Hillenbrand	5/4/2002	at TB	Victor Zambrano	9	7-5
Rich Gedman	8/10/1986	at DET	Willie Hernandez	8	8-6
Vic Wertz	8/25/1960	vs. CLE	Don Newcombe	4	10-6
Rip Repulski	5/10/1960	vs. CWS	Don Ferrarese	8	9-7
Vic Wertz	8/14/1959	at NYY	Ryne Duren	8	11-6
Charlie Maxwell	8/2/1951 (G2)	vs. STL	Satchel Paige	7	11-6
Clyde Vollmer	8/27/1950	vs. CLE	Al Benton	7	11-9

Career Grand Slam Leaders

Rank/Player	GS	Rank/Player	GS	Rank/Player	GS
1. T. Williams	17	7. Bogaerts	7	15. T. Conigliaro	5
2. Ortiz	10	Foxx	7	DiMaggio.....	5
3. Petrocelli.....	9	Jensen	7	Evans.....	5
4. Doerr	8	Ramirez	7	Foy.....	5
Nixon.....	8	Vaughn	7	GarciaParra.....	5
Rice	8	Yastrzemski	7	V. Stephens.....	5
		13. Burks	6	Wertz.....	5
		Tabor	6		

NOTE: The Red Sox have hit a total of 404 grand slams, including 232 at Fenway Park and 3 at the Huntington Avenue Grounds.

Single-Season Grand Slam Leaders

Rank/Player	GS	Year	Rank/Player	GS	Year	Rank/Player	GS	Year
1. Ruth.....	4	1919	Petrocelli.....	3	1972	Foxx.....	3	1940
2. Bogaerts	3	2018	Yastrzemski	3	1969	Foxx.....	3	1938
Napoli.....	3	2013	Stuart.....	3	1964	13. 51 players.....	2	
Ramirez	3	2005	Wertz.....	3	1960			
Vaughn	3	1995	T. Williams	3	1955			

Red Sox Hitting 2 Grand Slams in a Game (Team)

NOTE: The Red Sox have never hit 3 grand slams in a game. They own the Major League record for most multi-slam games with 10.

GAME	PLAYERS	GAME	PLAYERS	GAME	PLAYERS
5/22/2008 vs. KC.....	Drew, Lowell	6/10/1987 at BAL	Burks, Barrett	7/4/1939 at PHA-G2.....	Tabor (2)
7/29/2003 at TEX	Mueller (2)	8/7/1984 vs. DET-G1....	Armas, Buckner	5/13/1934 vs. CWS.....	Walters, Morgan
5/10/1999 vs. SEA	GarciaParra (2)	5/10/1960 vs. CWS.....	Wertz, Repulski		
5/2/1995 at NYY	Valentin, Vaughn	7/27/1946 at STL.....	York (2)		

NOTE: Rafael Devers and J.D. Martinez became the 1st teammates ever to each hit a grand slam in a Postseason game (2021 ALCS Game 2 at HOU, Oct. 10).

Pitchers With Grand Slams

PITCHER	DATE	OPP.	SCORE	DECISION
Ellis Kinder	8/6/1950	at CWS	9-2 (G1)	Won
Wes Ferrell	8/12/1936	vs. PHA	6-4 (G1)	Won
Lefty Grove	7/27/1935	at PHA	6-7 (G1)	Lost
Babe Ruth	5/20/1919	at STL	6-4	Won

Home Run Records, Continued

Career Extra-Inning Home Run Leaders

Rank/Player	HR	Rank/Player	HR	Rank/Player	HR
1. T. Williams	13	6. D. Evans	7	V. Stephens	5
2. D. Ortiz	11	7. Foxx	6		
3. Jensen	8	8. Betts	5		
Rice	8	Doerr	5		
Yastrzemski	8	Gernert	5		

Single-Season Extra-Inning Home Run Leaders

Rank/Player	HR	Year	Rank/Player	HR	Year	Rank/Player	HR	Year
1. Betts	3	2019	Armas	2	1984	Jensen	2	1959
Ortiz	3	2014	Yastrzemski	2	1975	Gernert	2	1958
Ortiz	3	2003	Montgomery	2	1973	T. Williams	2	1958
T. Williams	3	1946	Petrocelli	2	1969	Gernert	2	1952
5. Napoli	2	2014	Foy	2	1966	Vollmer	2	1951
Youkilis	2	2008	Horton	2	1965	T. Williams	2	1951
Ortiz	2	2005	Stuart	2	1963	Stephens	2	1949
Evans	2	1990	Tillman	2	1962	Tabor	2	1943
Evans	2	1985	Jensen	2	1961	Foxx	2	1941
Greenwell	2	1985	Buddinn	2	1959	Foxx	2	1940

NOTE: The Red Sox club record for most extra-inning home runs in a season is 9 in 2019 (tied for ML record). They hit 8 in 1951 and 1959.

Game-Ending Grand Slams

PLAYER	DATE	OPP.	PITCHER	INN.	SCORE
Franchy Cordero	5/22/2022	vs. SEA	Andres Munoz	10	8-4
Travis Shaw	8/23/2021	vs. TEX	Dennis Santana	11	8-4
Xander Bogaerts	7/14/2018	vs. TOR	Chris Rowley	10	6-2
Rico Brogna	8/14/2000	vs. TB	Billy Taylor	9	7-3
Nomar Garciaparra	9/2/1998	vs. SEA	Bobby Ayala	9	7-3
Mo Vaughn	4/10/1998	vs. SEA	Paul Spoljaric	9	9-7
Bob Zupcic	6/30/1992	vs. DET	Mike Henneman	9	8-5
Jim Rice	7/4/1984	vs. OAK	Gorman Heimueller	10	13-9
Ken Harrelson	6/13/1968 (G2)	vs. CAL	Andy Messersmith	9	5-1
George Smith	7/10/1966 (G2)	vs. CWS	Juan Pizarro	10	10-6
Dick Stuart	4/28/1964	vs. BAL	Dick Hall	11	6-4
Carroll Hardy	4/11/1962	vs. CLE	Ron Taylor	12	4-0
Don Buddin	7/11/1959	vs. NYY	Bob Turley	10	8-4
Mickey Owen	7/19/1954 (G1)	vs. BAL	Mike Blyzka	9	9-7
Sammy White	6/11/1952	vs. STL	Satchel Paige	9	11-9
Don Lenhardt	6/2/1952	vs. CWS	Ken Holcombe	10	6-2
Clyde Vollmer	7/28/1951	vs. CLE	Bob Feller	16	8-4
Vern Stephens	8/24/1950	vs. STL	Ned Garver	9	6-2
Vern Stephens	8/13/1949	vs. WAS	Joe Haynes	12	5-1
Jake Jones	6/15/1947 (G2)	vs. CWS	Orval Grove	9	8-4
Leon Culberson	5/7/1946	vs. STL	Tex Shirley	14	10-6
Jimmie Foxx	8/23/1938 (G2)	vs. CLE	Willis Hudlin	9	14-12

Additional Extra-Inning Grand Slams

PLAYER	DATE	OPP.	PITCHER	INN.	SCORE
Mike Carp	9/11/2013	at TB	Roberto Hernandez	10	7-3
Dwight Evans	5/19/1989	at OAK	Dennis Eckersley	10	7-4
Bob Montgomery	7/8/1973	at CWS	Steve Kealey	10	11-2

Career Game-Ending Home Run Leaders

Rank/Player	HR	Rank/Player	HR	Rank/Player	HR
1. D. Ortiz	10	3. Doerr	6	5. Rice	5
2. Foxx	8	Jensen	6	V. Stephens	5

Single-Season Game-Ending Home Run Leaders

Rank/Player	HR	Year	Rank/Player	HR	Year	Rank/Player	HR	Year
1. Foxx	4	1940	Ortiz	2	2005	Foxx	2	1938
2. Ortiz	3	2006	Garciaparra	2	1998	W. Ferrell	2	1935
3. Gomes	2	2013	V. Stephens	2	1948	S. White	2	1952

NOTE: The Red Sox club record for most game-ending home runs in a season is 6 in 1959.

Home Run Records, Continued

Single-Season Leadoff Home Run Leaders

Rank/Player	HR	Year	Rank/Player	HR	Year	NOTE: The Red Sox club record for most leadoff home runs in a season is 8 in 1997.
1. Garciaparra.....	7	1997	4. Betts.....	5	2018	
2. Betts.....	6	2016	Evans.....	5	1985	
K. Hernández.....	6	2021				

Career Leadoff Home Run Leaders

Rank/Player	HR	Rank/Player	HR	Rank/Player	HR
1. Betts.....	20	5. K. Hernández.....	8	Hooper.....	7
2. Ellsbury.....	10	M. Andrews.....	8	10. Burks.....	6
3. DiMaggio.....	9	7. D. Evans.....	7	Damon.....	6
T. Harper.....	9	Garciaparra.....	7	12. Burleson.....	5

Red Sox Home Runs from Both Sides of the Plate

PLAYER	GAME	PLAYER	GAME	PLAYER	GAME
Victor Martinez	5/17/2010 at NYY	Carl Everett	8/29/2000 at TB	Reggie Smith	7/2/1972 vs. MIL-G1
Jason Varitek	8/16/2005 at DET	Carl Everett	4/11/2000 vs. MIN	Reggie Smith	8/11/1968 at DET-G2
Bill Mueller	7/29/2003 at TEX	Luis Alicea	7/28/1995 at TEX	Reggie Smith	8/20/1967 vs. CAL-G1
Bill Mueller	7/4/2003 at NYY	Reggie Smith	4/16/1973 vs. DET		

Home Runs in First Red Sox Plate Appearance

PLAYER	DATE	OPP.	PITCHER	INN.	ON BASE	SCORE
Daniel Nava*	6/12/2010	vs. PHI	Joe Blanton	2	3	10-2
Darnell McDonald (PH)	4/20/2010	vs. TEX	Darren Oliver	8	1	4-6
Orlando Cabrera	8/1/2004	at MIN	Johan Santana	1	0	3-4
Curtis Pride (PH)	9/19/1997	vs. CWS	Keith Foulke	9	0	4-5
Rob Deer	8/22/1993	vs. CLE	Derek Lilliquist	2	0	2-3
John Kennedy (PH)**	7/5/1970	vs. CLE	Rick Austin	5	0	8-4
Ken Harrelson	8/29/1967 (G2)	at NYY	Bill Monbouquette	2	0	3-4 (20)
Rip Repulski	5/10/1960	vs. CWS	Don Ferrarese	8	3	9-7
Vern Stephens	4/19/1948 (G1)	vs. PHA	Phil Marchildon	2	0	4-5 (11)
Eddie Pellagrini*	4/22/1946	vs. WAS	Sid Hudson	7	0	5-4
Lefty LeFebvre*	6/10/1938	vs. CWS	Mike Kreevich	8	1	2-15

* First ML plate appearance ** Inside-the-park

NOTE: Bob Tillman hit a solo homer in his 1st career AB (BB in 1st 2 PA) off Ted Bowsfield in the 4th inning on 5/19/1962 vs. the Angels.

Rookie Home Run Leaders

Rank/Player	HR	Year	Rank/Player	HR	Year	Rank/Player	HR	Year
1. Droptop.....	34	1950	6. Dalbec.....	25	2021	Lynn.....	21	1975
2. T. Williams.....	31	1939	7. T. Conigliaro.....	24	1964	12. Burks.....	20	1987
3. Garciaparra.....	30	1997	8. Rice.....	22	1975	Benintendi.....	20	2017
4. G. Scott.....	27	1966	Fisk.....	22	1972			
Zachin.....	27	1955	10. Daubach.....	21	1999			

Red Sox Monthly Home Run Records

MONTH	HR	PLAYERS (YEARS)
April	10	Hanley Ramirez (2015), David Ortiz (2006)
May	13	Jim Rice (1978), J.D. Martinez (2018)
June	14	Jackie Jensen (1958)
July	14	David Ortiz (2006)
August	13	Dwight Evans (1987), Jimmie Foxx (1940)
September	11	David Ortiz (2005)
Sept.-Oct.	12	Manny Ramirez (2005, 9 in Sept., 3 in Oct.), Jimmie Foxx (1938, 10 in Sept., 2 in Oct.)

Most Home Runs by Position

POSITION	SINGLE SEASON	CAREER
Pitcher	6 - W. Ferrell (1935), E. Wilson (1965), S. Siebert (1971)	17 - Earl Wilson
Catcher	26 - Carlton Fisk (1973, 1977)	193 - Jason Varitek
First Base	50 - Jimmie Foxx (1938)	217 - Mo Vaughn
Second Base	27 - Bobby Doerr (1948, 1950)	223 - Bobby Doerr
Third Base	38 - Rafael Devers (2021)	137 - Rafael Devers
Shortstop	40 - Rico Petrocelli (1969)	177 - Nomar Garciaparra
Left Field	45 - Manny Ramirez (2005)	477 - Ted Williams
Center Field	38 - F. Lynn (1979), T. Armas (1984)	123 - Fred Lynn
Right Field	36 - Tony Conigliaro (1970)	319 - Dwight Evans
Designated Hitter	47 - David Ortiz (2006)	443 - David Ortiz

Home Run Records, Continued

Single-Season Inside-The-Park Home Run Leaders

Rank/Player	HR	Year	Rank/Player	HR	Year	Rank/Player	HR	Year
1. H. Ferris	9	1903	Freeman.....	6	1901	H. Ferris	5	1902
2. Speaker.....	8	1912	C. Stahl.....	6	1901	Freeman.....	5	1902
3. Freeman.....	7	1903	7. Parent.....	5	1904	11. 13 players.....	4	
4. Speaker.....	6	1909	J. Collins	5	1902			

Career Inside-The-Park Home Run Leaders

Rank/Player	HR	Rank/Player	HR	Rank/Player	HR
1. Speaker.....	25	6. L. Gardner.....	14	He. Wagner	8
2. H. Ferris	24	Parent	14	12. Criger.....	6
3. J. Collins	21	8. Hooper.....	11	13. C. Young	5
Freeman.....	21	Du. Lewis.....	11	14. 5 players.....	4
5. C. Stahl	16	10. J. Stahl	8		

Inside-The-Park Grand Slams

PLAYER	DATE	OPP.	PITCHER	INN.	SCORE
Mike Greenwell	9/1/1990	vs. NYY	Greg Cadaret	5	15-1
Gary Geiger	8/8/1961	vs. MIN	Camilo Pascual	3	5-6
Don Lenhardt	4/19/1952 (G1)	vs. PHA	Dick Fowler	4	11-2
Jim Tabor	7/4/1939 (G2)	at PHA	Lynn Nelson	6	18-12
Shano Collins	8/18/1921 (G1)	at DET	Red Oldham	1	6-5 (11)
Duffy Lewis	10/3/1912	at PHA	Boardwalk Brown	5	17-5
Duffy Lewis	5/13/1911	at DET	Ed Willett	9	13-11
Freddy Parent	7/8/1904	at NYY	Jack Powell	2	12-3
Hobe Ferris	6/5/1903	vs. CWS	Roy Patterson	5	10-8
Jimmy Collins	7/25/1902	vs. STL	Jack Harper	4	6-3

Inside-The-Park and Conventional Home Runs in Same Game

PLAYER	DATE	INN. INSIDE	INN. CONV.	OPP.
Pokey Reese	5/8/2004	5	6	vs. KC
Tony Armas	9/24/1983	8	1	at DET
Carl Yastrzemski	4/10/1968	9	7	at DET
Dick Stuart	8/19/1963	2	9	vs. CLE
Jim Tabor	7/4/1939 (G2)	6	3	vs. PHA
Bill Regan	6/16/1928	4	4	vs. CWS
Buck Freeman	7/17/1901	9	6	vs. CLE

Most Recent Inside-The-Park Home Runs by Red Sox

PLAYER	DATE	OPP.	PITCHER	INN.	ON BASE
Eduardo Núñez	3/29/2018	at TB	Chris Archer	2	1
Blake Swihart	8/28/2015	at NYM	Carlos Torres	10	0
Jacoby Ellsbury	9/19/2011 (G2)	vs. BAL	Jeremy Accardo	7	0
Kevin Youkilis	5/28/2007	vs. CLE	Roberto Hernandez	7	0
Trot Nixon	7/15/2005	vs. NYY	Darrell May	2	2
Pokey Reese	5/8/2004	vs. KC	Jimmy Gobble	5	0
Kevin Millar	8/26/2003	vs. TOR	Aquilino Lopez	9	0
Darren Lewis	7/28/1998	at OAK	T. J. Mathews	6	2
Nomar Garciaparra	7/26/1998	vs. TOR	Pat Hentgen	7	2
Luis Rivera	6/21/1991	vs. OAK	Mike Moore	6	0

NOTE: **Rafael Devers** hit the most recent inside-the-park home run by a Red Sox player in the postseason (2017 ALDS Game 4 vs. HOU, Oct. 9).

Most Recent Inside-The-Park Home Runs by Opponents

PLAYER	DATE	OPP.	PITCHER	INN.	ON BASE
Raimel Tapia	7/22/2022	vs. TOR	Austin Davis	3	3
Austin Meadows	9/6/2021	vs. TB	Garrett Whitlock	9	0
Denard Span	4/28/2018	vs. TB	David Price	2	1
Kevin Kiermaier	5/31/2014	vs. TB	Alex Wilson	8	0
Robert Andino	9/26/2011	at BAL	Josh Beckett	6	2
Adrián Beltré	7/23/2006	at SEA	Mike Timlin	8	0
David Newhan	7/21/2004	vs. BAL	Pedro Martinez	7	1
Carlos Beltrán	4/29/2003	vs. KC	Tim Wakefield	3	0
Junior Spivey	6/9/2002	vs. ARI	Chris Haney	7	0
Roberto Alomar	6/18/1993	at TOR	Tony Fossas	8	0
Gene Larkin	5/26/1990	at MIN	Mike Boddicker	6	0
Junior Felix	6/2/1989	vs. TOR	Bob Stanley	9	3
Don Baylor	6/4/1984	at NYY	Bob Ojeda	1	1

Home Run Records, Continued

Major League Ballparks with the Most Regular Season Home Runs

RANK	BALLPARK	TEAM	HR	YEARS
1.	Wrigley Field	Cubs	13,924	1914-present
2.	Fenway Park	Red Sox	13,039	1912-present
3.	Yankee Stadium	Yankees	11,270	1923-2008

NOTE: The Red Sox have hit 6,910 home runs in Fenway Park. Kevin Millar hit No. 10,000 in Fenway Park history on 8/9/2003 vs. Baltimore.

Red Sox with 100+ Home Runs at Fenway Park

Rank/Player	HR	Rank/Player	HR
1. Ted Williams	248	6. Bobby Doerr	145
2. Carl Yastrzemski	237	7. Manny Ramirez	136
3. David Ortiz	221	8. Rico Petrocelli	134
4. Jim Rice	208	9. Jimmie Foxx	126
5. Dwight Evans	199	10. Mo Vaughn	118

Most Home Runs at Home in a Single Season

Rank/Player	HR	Year	Rank/Player	HR	Year	Rank/Player	HR	Year
1. Foxx	35	1938	4. Vaughn	27	1996	8. J.D. Martinez	26	2018
2. Lynn	28	1979	Rice	27	1979	9. Stuart	25	1963
Rice	28	1978	Rice	27	1977			
			Yastrzemski	27	1967			

Most Home Runs on The Road in a Single Season

Rank/Player	HR	Year	Rank/Player	HR	Year	Rank/Player	HR	Year
1. Ortiz	32	2006	2. Ortiz	27	2005	3. T. Williams	26	1957

NOTE: Tony Armas (1984), Jimmie Foxx (1936), David Ortiz (2005-06), Manny Ramirez (2001, 2004-05) and Ted Williams (1949) are the only Red Sox ever with at least 20 homers in a season at home and on the road. Ortiz tied Babe Ruth's (1927) AL record with 32 road home runs in 2006.

Longest Known Home Runs at Fenway Park

On June 9, 1946, Ted Williams hit a 502-foot home run to right off Detroit RHP Fred Hutchinson, the longest home run ever measured at Fenway Park (see "The Red Seat" on page 293 for more information).

In the Statcast Era (2015-present), the two longest estimated home runs were hit by Minnesota's Miguel Sanó on August 25, 2021 (495 feet) and Boston's Hanley Ramirez on April 29, 2017 (469 feet).

On June 19, 1977, Carl Yastrzemski hit the longest known home run to the right of the bleachers, an 8th-inning bomb off Yankees RHP Dick Tidrow. It reached approximately 460 feet before striking the facing of the right-field roof about 20 feet to the right of where the retired No. 42 now appears. It is the only ball to reach the right-field roof façade.

On September 21, 1956, Mickey Mantle of the Yankees, batting left-handed, hit the longest known homer to straight-away center field off RHP Frank Sullivan. It carried approximately 480 feet before it struck one foot below the top of the brick barrier located behind Section 36.

Six home runs were hit over the old center field wall to the right of the flag pole. The elevation over the old brick wall was installed prior to the 1976 season and was removed prior to the 2003 season. Those six home runs were hit by Hank Greenberg (5/22/37 at BOS), Jimmie Foxx (8/12/37 vs. NYY-G1), Bill Skowron (4/20/57 at BOS), Carl Yastrzemski (5/16/70 vs. CLE), Bobby Mitchell (9/29/73 at BOS), and Jim Rice (7/18/75 vs. KC).

Top Pairs of Major League Teammates Homering in Same Game

NO.	PLAYERS	G	NO.	PLAYERS	G
1.	Hank Aaron/Eddie Mathews	75	10.	Yogi Berra/Mickey Mantle.....	55
2.	Lou Gehrig/Babe Ruth	73	11.	Jay Buhner/Ken Griffey Jr.	53
3.	Willie Mays/Willie McCovey	68	12.	Jim Edmonds/Albert Pujols	52
4.	Gil Hodges/Duke Snider	67	13.	Ryan Howard/Chase Utley	51
5.	Ron Santo/Billy Williams	64	14.	Orlando Cepeda/Willie Mays	50
6.	Bob Allison/Harmon Killebrew	61	15.	David Ortiz/Manny Ramirez	48
7.	Andruw Jones/Chipper Jones.....	59		Manny Ramirez/Jim Thome	48
8.	Dwight Evans/Jim Rice	56		Albert Pujols/Mike Trout	48
	Joe Adcock/Eddie Mathews	56			

Top Pairs of Red Sox Teammates Homering in Same Game

NO.	PLAYERS	G	NO.	PLAYERS	G
1.	Dwight Evans/Jim Rice	56	10.	J.D. Martinez/Xander Bogaerts	26
2.	David Ortiz/Manny Ramirez	48		Reggie Smith/Carl Yastrzemski	26
3.	Bobby Doerr/Ted Williams	38		David Ortiz/Dustin Pedroia	26
4.	Tony Conigliaro/Carl Yastrzemski	29	13.	David Ortiz/Kevin Youkilis	25
5.	Trot Nixon/Manny Ramirez	28		Manny Ramirez/Jason Varitek	25
	Rico Petrocelli/Carl Yastrzemski	28		John Valentin/Mo Vaughn	25
7.	David Ortiz/Jason Varitek	27		Jackie Jensen/Ted Williams	25
	Jim Rice/Carl Yastrzemski	27	17.	Carlton Fisk/Jim Rice	24
	George Scott/Carl Yastrzemski	27		Jimmie Foxx/Ted Williams	24
				Joe Cronin/Jimmie Foxx	24

Miscellaneous Home Run Records

+ML record (since 1900) ++tied for ML record *AL record **tied for AL record

Individual

MOST, Consecutive At-Bats	4++	Ted Williams, 9/17-22, 1957
MOST, Consecutive Innings	3++	Nomar Garciaparra, 7/23/2002 (G1) vs. TB (3rd & 4th)
MOST, Doubleheader	4**	Jim Tabor, 7/4/1939 (G2) at PHA
MOST, Inning	2++	David Ortiz, 8/12/2008 vs. TEX (1st); Nomar Garciaparra, 7/23/2002 (G1) vs. TB (3rd); Ellis Burks, 8/27/1990 at CLE (4th); Bill Regan, 7/16/1928 at CWS (4th)
MOST GRAND SLAMS, Consecutive Innings	2++	Bill Mueller, 6/29/2003 at TEX (7th & 8th)
GRAND SLAMS, Both Sides of Plate		+Bill Mueller, 6/29/2003 at TEX
MOST GRAND SLAMS, Rookie	2	Ryan Kalish, 2010; Bob Zupcic, 1992; Ellis Burks, 1987; Faye Throneberry, 1952; Walt Dropo, 1950; Jim Tabor, 1939; Ted Williams, 1939
MOST CONSECUTIVE GAMES WITH HR	5	Bobby Dalbec, 9/5-10/2020; Jose Canseco, 8/21-25/1995; George Scott, 6/14-19/1977; Dick Stuart, 6/11-16/1963; Ted Williams, 7/12-16/1957; Jimmie Foxx, 8/13-17/1940
MOST IN TWO CONSECUTIVE GAMES	5++	Mookie Betts, 5/31-6/1/2016; Nomar Garciaparra, 7/21-23 (G1)/2002; Carl Yastrzemski, 5/19-20/1976
PINCH HIT, Both Games of DH	++	Joe Cronin, 6/17/1943 vs. PHA
YOUNGEST PLAYER TO HIT HR		Jerry Moses, 18 years 289 days, 5/25/1965 vs. MIN (PH)
OLDEST PLAYER TO HIT HR		Carl Yastrzemski, 44 years 19 days, 9/10/1983 at CLE
MOST, First Two ML Games (HR each game)	2	Sam Horn, 7/25-26/1987
MOST SEASONS, 20 or More	16**	Ted Williams
MOST SEASONS, 30 or More	10	David Ortiz
MOST SEASONS, 40 or More	3	David Ortiz, Manny Ramirez, Carl Yastrzemski
MOST, Season vs. Opponent	12	Ted Williams vs. CWS, 1949; Jimmie Foxx vs. CLE, 1938
MOST, Season vs. Opponent at Fenway Park	9	Jimmie Foxx vs. CLE, 1938
MOST, Season vs. Opponent on Road	8	Mookie Betts vs. BAL, 2016; Jimmie Foxx vs. STL, 1939

Club

MOST, Season Opener	5	4/6/2015 at PHI; 4/12/1965 vs. WAS
MOST, Season Opener, Both Clubs	7**	4/12/1965 vs. WAS
MOST, Inning by Opponent	5	5/17/2022 vs. HOU (2nd)
MOST WITH 2 OUTS, Inning	4**	4/22/2007 vs. NYY (3rd); 7/18/1998 at DET (4th)
MOST PLAYERS HOMERING IN GAME, Both Clubs	9	6/13/21 vs. TOR; 9/15/2008 at TB; 5/22/1977 vs. MIL (G1); 5/17/1967 vs. BAL; 5/25/1965 vs. MIN
MOST PLAYERS, 2 or more HR	3++	7/4/2003 at NYY; 6/8/1950 vs. STL
MOST, To start game	2	7 times, last 5/31/2016 at BAL (Betts, Pedroia)
MOST IN EXTRA INNINGS, Game	3	4/29/1951 at PHA
MOST PINCH-HIT, Game	2**	6/7/2003 at MIL (Kevin Millar, Bill Mueller); 9/19/1997 (10 inn.) vs. CWS (Scott Hatteberg, Curtis Pride)
MOST PINCH-HIT, Inning	2++	vs. CWS, 9/19/1997 (Hatteberg, Pride) (9th inn.)
MOST Season at Home	124	1977
MOST, Season on Road	127	2019; 2003
MOST LEADOFF, Season	9	2021
MOST LEADOFF ALLOWED, Season	8	1999
MOST ALLOWED IN EXTRA INNINGS, Season	7	1987; 1969
MOST GRAND SLAMS, Season	11	2005
MOST GRAND SLAMS ALLOWED, Season	8	2005; 2004
MOST INSIDE-THE-PARK, Season	38	1903
MOST INSIDE-THE-PARK ALLOWED, Season	27	1906
MOST HIT BY PITCHERS, Season	8	1971; 1935
MOST IN ONE MONTH	55	July 2003
MOST ALLOWED IN ONE MONTH	49	June 1966
MOST IN A SEASON, by teammates	92	2005 (Ortiz-47; Ramirez-45)
MOST GAMES, HR by Teammates, Season	12	2006 (Ortiz, Ramirez); 2004 (Ortiz, Ramirez)
MOST GAMES, Five or More HR	8	1977 (161 games)
MOST TIMES, Two or More Consecutive HR in One Game	16	1977 (161 games)
MOST CONSECUTIVE GAMES, One or More HR	22	36 HR, 4/29-5/22/2016
MOST IN BACK-TO-BACK GAMES	12	7/21 at TB-7/23/2002 (G1) at NYY; 6/7-8/1950 vs. STL
FEWEST GAMES TO REACH 100 HR	65	1977
MOST PLAYERS, at least one HR, Season	24**	2009
MOST PLAYERS, 10 or More HR, Season	9	2019; 2003
MOST, Season vs. One Opponent	38	BAL, 2003 (19 games)
MOST, Season vs. One Opponent, Fenway Park	22	NY, 1977 (7 games)
MOST, Season vs. One Opponent, Road	23	BAL, 2016 (10 games)
MOST, Season by One Opponent	43	NY, 2012 (18 games)
MOST, Season by One Opponent, Fenway Park	25	CLE, 1954 (13 games)
MOST, Season by One Opponent, Road	24	NY, 2012 (9 games)

Club Pitching Records

+ML record (since 1900) ++tied for ML record *AL record **tied for AL record

Team Pitching

MOST COMPLETE GAMES.....148+ in 1904
FEWEST COMPLETE GAMES.....0 in 2020 (60-game season) and 2021

LOWEST ERA.....2.12 in 1904
HIGHEST ERA.....5.58 in 2020 (60 games); 5.02 in 1932

MOST HOME RUNS.....215 in 2019
MOST HOME RUNS, home.....97 in 2022 (81 games); 2019 (81 games); 2012 (81 games); 1966 (81 games)
MOST HOME RUNS, road.....118 in 2019 (81 games)
MOST HOME RUNS, leadoff.....8 in 1999
MOST HOME RUNS, extra innings.....7 in 1987; 1969
MOST HOME RUNS, bases loaded.....8 in 2005; 2004
MOST HOME RUNS, pinch hit.....8 in 1991
MOST HOME RUNS, one month.....49, June 1966 (31 games)
FEWEST HOME RUNS.....6* in 1913

MOST SAVES.....53 in 1998
MOST PITCHERS, 10 or more saves.....3++ in 1999

MOST SHUTOUTS.....26 in 1918
FEWEST SHUTOUTS.....2, in 2020 (60-game season)
MOST CONSECUTIVE SHUTOUTS.....3, 11 times, last time 9/25-27/2015

MOST STRIKEOUTS.....1,633 in 2019 (162 games)
FEWEST STRIKEOUTS.....310 in 1925 (152 games)

MOST WALKS.....748 in 1950
FEWEST WALKS.....233 in 1904

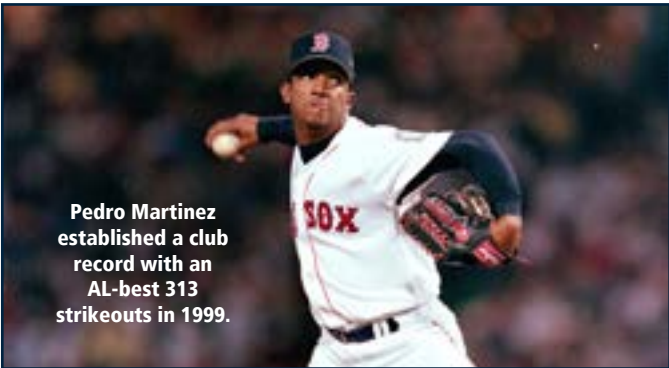
Team Pitching, Game

LARGEST LEAD RELINQUISHED IN LOSS.....10 runs up, 6/4/1989 vs. TOR (10-0 after 6 inn., lost 13-11 in 12 inn.)

MOST RUNS.....28-5 loss, 7/22/2022 vs. TOR
MOST RUNS, shutout.....19-0 loss, 5/18/1955 vs. CLE

MOST HOME RUNS.....8, 6/13/2021 vs. TOR
MOST STRIKEOUTS.....24, 5/14/2019 vs. COL (L, 5-4, 11 inn.); 9/15/2017 at TB (W, 13-6, 15 inn.)
MOST STRIKEOUTS, 9-inning game.....20++, 5/25/2017 vs. TEX (W, 6-2); 9/18/1996 at DET (W, 4-0);
.....4/29/1986 vs. SEA (W, 3-1)

MOST WALKS, 9-inning game.....18++, 5/20/1948 at CLE (L, 4-13), Harris 7 (1.1 IP), McDermott 11 (6.2 IP)



Pedro Martinez established a club record with an AL-best 313 strikeouts in 1999.

Pitching
Records

Individual Pitching Records

+ML record (since 1900) ++tied for ML record *AL record **tied for AL record

Single Season

LOWEST OPPONENTS BATTING AVERAGE167*, Pedro Martinez, 2000
LOWEST OPPONENTS ON-BASE PERCENTAGE213, Pedro Martinez, 2000
LOWEST WHIP	0.74+, Pedro Martinez, 2000

LOWEST EARNED RUN AVERAGE, left-handed	0.96+, Dutch Leonard (224.2 IP), 1914
LOWEST EARNED RUN AVERAGE, right-handed	1.26, Cy Young (299.0 IP), 1908
MOST EARNED RUNS	140, Wes Ferrell, 1936
MOST RUNS	172, Ted Lewis, 1901

MOST GAMES, left-handed	74, Rob Murphy, 1989
MOST GAMES, right-handed	81, Mike Timlin, 2005
MOST COMPLETE GAMES	41, Cy Young, 1902
MOST GAMES FINISHED	69, Tom Gordon, 1998
MOST CONSECUTIVE GAMES, scoreless	27, Koji Uehara, 2013

MOST HITS	350, Cy Young, 1902
MOST CONSECUTIVE BATTERS RETIRED	37, Koji Uehara, 2013
MOST CONSECUTIVE BATTERS RETIRED, without a hit	76+, Cy Young, 1904

MOST HIT BATSMEN	20, Bronson Arroyo, 2004; Howard Ehmke, 1923
------------------------	----------------------------------------------

MOST HOME RUNS, left-handed	35, Bruce Hurst, 1987
MOST HOME RUNS, right-handed	38, Rick Porcello, 2017; Tim Wakefield, 1996
MOST HOME RUNS, bases loaded	3, Clay Buchholz, 2016; Ramon Martinez, 2000
MOST HOME RUNS, leadoff	5, Pedro Martinez, 2004

MOST INNINGS, left-handed	326.1, Babe Ruth, 1917
MOST INNINGS, right-handed	384.2, Cy Young, 1902
MOST INNINGS, as reliever	168.1*, Bob Stanley, 1982
MOST CONSECUTIVE INNINGS, hitless	24.0+, Cy Young, 1904
MOST CONSECUTIVE INNINGS, scoreless	45.2, Cy Young, 1904

MOST LOSSES, left-handed	18, Hal Wiltse, 1927
MOST LOSSES, right-handed	25, Red Ruffing, 1928
MOST CONSECUTIVE LOSSES	14, Joe Harris, 1906

MOST SAVES, left-handed	24, Tom Burgmeier, 1980
MOST SAVES, right-handed	46, Tom Gordon, 1998
MOST SAVES, one month	12, Bob Stanley, Aug. 1980
MOST CONSECUTIVE SAVES	43, Tom Gordon, 1998
MOST CONSECUTIVE SAVES, spanning seasons	54, Tom Gordon, 4/19/1998-5/31/1999
MOST CONSECUTIVE SAVES, to start season	20, Jonathan Papelbon, 2006
MOST CONSECUTIVE SEASONS, 30 or more saves	6, Jonathan Papelbon, 2006-11

MOST SHUTOUT WINS, left-handed	9**, Babe Ruth, 1916
MOST SHUTOUT WINS, right-handed	10, Joe Wood, 1912; Cy Young, 1904
MOST SHUTOUT WINS, by score of 1-0	5**, Joe Bush, 1918
MOST SHUTOUT LOSSES	8, Joe Harris, 1906

MOST STARTS, left-handed	41, Babe Ruth, 1916
MOST STARTS, right-handed	43, Cy Young, 1902

MOST STRIKEOUTS, left-handed	308, Chris Sale, 2017
MOST STRIKEOUTS, right-handed	313, Pedro Martinez, 1999
MOST GAMES, 10 or more strikeouts	19, Pedro Martinez, 1999
MOST CONSECUTIVE GAMES, 10 or more strikeouts	8, Chris Sale, 2017; Pedro Martinez, 1999
MOST STRIKEOUTS PER 9.0 INNINGS	13.2, Pedro Martinez, 1999

MOST WALKS, left-handed	134, Mel Parnell, 1949
MOST WALKS, right-handed	121, Mike Torrez, 1979; Don Schwall, 1962

MOST WILD PITCHES	21, Earl Wilson, 1963
-------------------------	-----------------------

Individual Pitching Records, Continued

+ML record (since 1900) ++tied for ML record *AL record **tied for AL record

Single Season (continued)

HIGHEST WINNING PERCENTAGE	.882, Bob Stanley (15-2), 1978
MOST WINS, left-handed	.25, Mel Parnell, 1949
MOST WINS, right-handed	34, Joe Wood, 1912
MOST WINS, as reliever	16, Dick Radatz, 1964
MOST WINS, at home	19, Cy Young, 1901
MOST WINS, at Fenway Park	18, Joe Wood, 1912
MOST WINS, on road	16, Joe Wood, 1912
MOST CONSECUTIVE WINS	16**, Joe Wood, 1912
MOST CONSECUTIVE WINS, at home	13, Rick Porcello, 2016; Dave Ferriss, 1946; Tex Hughson, 1944
MOST CONSECUTIVE WINS, on road	11, Dutch Leonard, 1914
MOST CONSECUTIVE WINS, to start season	14, Roger Clemens, 1986

Single Season Rookie

LOWEST EARNED RUN AVERAGE	2.39, Dutch Leonard, 1913
MOST COMPLETE GAMES	26, Dave Ferriss, 1945; George Winter, 1901
MOST GAMES	70, Marcus Walden, 2019
MOST INNINGS	275.2, Buck O'Brien, 1912
MOST LOSSES	21, Joe Harris, 1906
MOST SAVES	35, Jonathan Papelbon, 2006
MOST SHUTOUTS	5, Dave Ferriss, 1945
MOST STARTS	34, Buck O'Brien, 1912
MOST STRIKEOUTS	201, Daisuke Matsuzaka, 2007
MOST RUNS	149, Ted Wingfield, 1925
MOST WALKS	110, Don Schwall, 1961
MOST WINS	21, Dave Ferriss, 1945

Single Game

MOST BALKS	4**, John Dopson, 6/13/1989 vs. DET
MOST CONSECUTIVE BATTERS RETIRED	34, Waite Hoyt, 9/24/1919 (G2) at NYY (2nd to 13th)
MOST EXTRA-BASE HITS	10, Curt Schilling, 8/10/2006 at KC
FEWEST HITS ALLOWED, complete game in ML debut	1++, Billy Rohr, 4/14/1967 at NYY, 3-0
MOST HOME RUNS	6++, Tim Wakefield, 8/8/2004 at DET
MOST INNINGS	24.0**, Joe Harris, 9/1/1906 vs. PHA (L, 4-1)
MOST INNINGS, in relief	11.0, Babe Ruth, 5/15/1919 at CWS (W); Ted Lewis, 7/27/1901 at CWS (L)
MOST CONSECUTIVE SCORELESS INNINGS	20.0*, Joe Harris, 9/1/1906 (4th thru 23rd) vs. PHA
MOST STRIKEOUTS, 9 innings	20++, Roger Clemens, 9/18/1996 at DET; 4/29/1986 vs. SEA
MOST STRIKEOUTS, in relief	12, Diego Segui, 9/22/1974 (7.2 IP) vs. BAL
MOST STRIKEOUTS, rookie	15, Roger Clemens, 8/21/1984 vs. KC
MOST CONSECUTIVE STRIKEOUTS	8, Roger Clemens, 4/29/1986 vs. SEA
MOST WALKS	12, Fritz Ostermueller, 7/30/1935 at WAS
MOST WALKS, in relief	11, Mickey McDermott, 5/20/1948 at CLE; Ken Chase, 6/13/1943 vs. WAS (G1)
MOST WILD PITCHES	4, Daisuke Matsuzaka, 5/27/2009 at MIN; Milt Gaston, 9/14/1929 vs. DET

Single Inning

MOST BATTERS FACED	16++, Howard Ehmke, 9/28/1923 (6th) vs. NYY; Lefty O'Doul, 7/7/1923 (6th) vs. CLE; Doc Adkins, 7/8/1902 (6th) vs. PHA
MOST HITS	12+, Doc Adkins, 7/8/1902 (6th) vs. PHA
MOST RUNS	13+, Lefty O'Doul, 7/7/1923 (6th) at CLE (G1)
MOST STRIKEOUTS	4++, Craig Kimbrel, 5/25/17 (9th) vs. TEX; Tim Wakefield, 8/10/1999 (9th) at KC
MOST WALKS	6, Lefty O'Doul, 7/7/1923 (6th) at CLE

Longest Winning Streaks (Single Season)

RANK/PITCHER	NO.	DATES	RANK/PITCHER	NO.	DATES
1. J. Wood	16	7/8-9/15/1912	J. Kramer	11	6/3-8/3/1948
2. Clemens	14	4/11-6/27/1986*	Hughson	11	6/30-8/23/1942
3. Kinder	13	7/28-9/24/1949	12. Wakefield	10	6/29-8/13/1995
4. Ferriss	12	7/12-9/2/1946	Boddicker	10	4/30-7/2/1990
Leonard (L)	12	6/2-8/9/1914	Radatz	10	5/15-7/21/1963
C. Young	12	6/2-7/16/1901	Delock	10	5/1-7/20/1958*
7. Buchholz	11	4/3-9/15/2013*	Ferriss	10	4/26-6/9/1946*
B. Stanley	11	5/6-8/28/1978	C. Young	10	5/3-6/8/1902
Moret (L)	11	4/22-9/12/1973*			(L) left-hander * from start of season

NOTE: Ellis Kinder defeated the Chicago White Sox in 18 straight decisions from 7/22/1948-5/12/1953. Mel Parnell beat the Washington Senators in 17 straight decisions from 7/8/1948-9/20/1952. Joe Wood defeated the St. Louis Browns in 15 straight decisions from 5/25/1911-9/26/1914. Tom Brewer defeated the Philadelphia/Kansas City Athletics in 14 straight decisions from 7/2/1954-7/24/1957. Jon Lester defeated the Orioles in his first 14 career decisions against the club from 8/13/2006-4/28/2011.

Career Pitching Records

Wins

1. Clemens	192
2. C. Young	192
3. Wakefield	186
4. Parnell (L)	123
5. Tiant	122
6. P. Martinez	117
7. J. Wood	116
8. B. Stanley	115
9. Lester (L)	110
10. Dobson	106
11. Grove (L)	105
12. Hughson	96
Monbouquette	96
14. B. Lee (L)	94
15. Brewer	91
16. Leonard (L)	90
F. Sullivan	90
18. Beckett	89
Ruth (L)	89
20. 2 players	88

ERA (Min. 1,000 IP)

1. J. Wood	1.99
2. C. Young	2.00
3. Leonard (L)	2.13
4. Ruth (L)	2.19
5. Mays	2.21
6. R. Collins (L)	2.51
7. P. Martinez	2.52
8. Dinneen	2.81
9. Winter	2.91
10. Hughson	2.94
11. Clemens	3.06
12. Kinder	3.28
13. Grove (L)	3.34
14. Tiant	3.36
15. S. Jones	3.39
16. F. Sullivan	3.47
17. Culp	3.50
18. Parnell (L)	3.50
19. Dobson	3.57
20. B. Stanley	3.64

Games

1. B. Stanley	637
2. Wakefield	590
3. Barnes	429
4. Papelbon	396
5. Timlin	394
6. Lowe	384
7. Clemens	383
8. Kinder	365
9. C. Young	327
10. Delock	322
11. B. Lee (L)	321
12. Tazawa	302
13. Delcarmen	289
Parnell (L)	289
15. G. Harris	287
16. Fornieles	286
Radatz	286
18. Tiant	274
19. Garces	261
Okajima (L)	261

Losses

1. Wakefield	168
2. C. Young	112
3. Clemens	111
4. B. Stanley	97
Winter	97
6. Ruffing	96
7. Ja. Russell	94
8. Monbouquette	91
9. Dinneen	85
10. Brewer	82
11. Tiant	81
12. F. Sullivan	80
13. MacFayden	78
14. Parnell (L)	75
15. Hurst (L)	73
16. Delock	72
Dobson	72
W. Nixon	72
19. Eckersley	71
20. B. Lee (L)	68

Strikeouts

1. Clemens	2,590
2. Wakefield	2,046
3. P. Martinez	1,683
4. Lester (L)	1,386
5. C. Young	1,341
6. Beckett	1,108
7. Tiant	1,075
8. Hurst (L)	1,043
9. J. Wood	986
10. Monbouquette	969
11. Buchholz	899
12. E. Rodriguez (L)	892
13. Porcello	852
14. F. Sullivan	821
15. Sale (L)	820
16. Culp	794
17. Lonborg	784
18. Eckersley	771
Leonard (L)	771
20. Grove (L)	743

Games Started

1. Wakefield	430
2. Clemens	382
3. C. Young	297
4. Lester (L)	241
5. Tiant	238
6. Parnell (L)	232
7. Monbouquette	228
8. Brewer	217
Hurst (L)	217
10. Dobson	202
11. P. Martinez	201
F. Sullivan	201
13. Beckett	194
14. Eckersley	191
15. Grove (L)	190
16. Buchholz	188
17. W. Nixon	177
18. Winter	176
19. Dinneen	174
20. B. Lee (L)	167

Winning Pct. (Min. 100 Decisions)

1. P. Martinez760 (117-37)
2. J. Wood676 (117-56)
3. Ruth (L)659 (89-46)
4. Hughson640 (96-54)
5. Lester (L)636 (110-63)
6. Clemens634 (192-111)
7. C. Young632 (192-112)
8. Grove (L)629 (105-62)
9. Kinder623 (86-52)
10. E. Rodriguez (L)621 (64-39)
11. Parnell (L)621 (123-75)
12. Tannehill (L)620 (62-38)
13. W. Ferrell608 (62-40)
14. Beckett605 (89-58)
15. Tiant601 (122-81)
16. Dobson596 (106-72)
17. Mays585 (72-51)
18. Leonard (L)584 (90-64)
19. Lee (L)580 (94-68)
20. Collins (L)575 (84-62)

Saves

1. Papelbon	219
2. B. Stanley	132
3. Kimbrel	108
4. Radatz	104
5. Kinder	91
6. Reardon	88
7. Lowe	85
8. Uehara	79
9. Lyle (L)	69
10. Gordon	68
11. L. Smith	58
12. B. Campbell	51
13. Urbina	49
14. Fornieles	48
Slocumb	48
16. Barnes	47
Foulke	47
18. Je. Russell	45
19. Drago	41
20. Burgmeier (L)	40

Innings

1. Wakefield	3,006.0
2. Clemens	2,776.0
3. C. Young	2,728.1
4. Tiant	1,774.2
5. Parnell (L)	1,752.2
6. B. Stanley	1,707.0
7. Monbouquette	1,622.0
8. Winter	1,599.2
9. Dobson	1,544.0
10. Grove (L)	1,539.2
11. Lester (L)	1,519.1
12. Brewer	1,509.1
13. F. Sullivan	1,505.1
14. B. Lee (L)	1,503.1
15. Dinneen	1,501.0
16. Hurst (L)	1,459.0
17. J. Wood	1,418.0
18. P. Martinez	1,383.2
19. Hughson	1,375.2
20. Eckersley	1,371.2

(L) left-hander

Career Pitching Records, Continued

Complete Games

1. C. Young.....	275
2. Dinneen.....	156
3. Winter.....	141
4. J. Wood.....	121
5. Grove (L).....	119
6. Parnell (L).....	113
Tiant.....	113
8. Ruth (L).....	105
9. Clemens.....	100
10. Hughson.....	99
11. Leonard (L).....	96
12. R. Collins (L).....	90
Dobson.....	90
14. Mays.....	87
15. Tannehill (L).....	85
16. Ehmke.....	83
S. Jones.....	83
18. W. Ferrell.....	81
19. Brewer.....	75
20. Ruffing.....	73

Home Runs Allowed

1. Wakefield.....	401
2. Clemens.....	194
3. Monbouquette.....	180
4. Hurst (L).....	173
5. Tiant.....	170
6. Eckersley.....	167
7. Beckett.....	153
8. Porcello.....	144
9. Lester (L).....	138
10. B. Lee (L).....	136
11. Delock.....	134
12. Boyd.....	126
Brewer.....	126
14. F. Sullivan.....	123
E. Wilson.....	123
16. Buchholz.....	116
B. Stanley.....	113
18. Eduardo Rodriguez (L).....	107
19. Lonborg.....	105
20. Parnell (L).....	104

20-Game Winners

Rank/Player	W-L	Year
1. J. Wood.....	*34-5	1912
2. C. Young.....	*33-10	1901
3. C. Young.....	*32-11	1902
4. C. Young.....	*28-9	1903
5. C. Young.....	26-16	1904
6. Parnell (L).....	*25-7	1949
Ferriss.....	25-6	1946
W. Ferrell.....	*25-14	1935
9. Clemens.....	*24-4	1986
Ruth (L).....	24-13	1917
11. P. Martinez.....	*23-4	1999
Kinder.....	23-6	1949
S. Jones.....	23-16	1921
Ruth (L).....	23-12	1916
J. Wood.....	23-17	1911
Dinneen.....	23-14	1904

Shutouts

1. Clemens.....	38
C. Young.....	38
3. J. Wood.....	28
4. Tiant.....	26
5. Leonard (L).....	25
6. Parnell (L).....	20
7. R. Collins (L).....	19
Hughson.....	19
9. S. Jones.....	18
10. Dobson.....	17
Ruth (L).....	17
12. Dinneen.....	16
Monbouquette.....	16
14. Foster.....	15
Grove (L).....	15
16. Mays.....	14
F. Sullivan.....	14
Tannehill (L).....	14
19. 3 players.....	13

SO/9.0 IP (Min. 1,000 IP)

1. P. Martinez.....	10.95
2. Clemens.....	8.40
3. Lester (L).....	8.21
4. Beckett.....	8.04
5. Buchholz.....	6.93
6. Culp.....	6.54
7. Hurst (L).....	6.43
8. Lonborg.....	6.42
9. E. Wilson.....	6.27
10. J. Wood.....	6.26
11. Wakefield.....	6.13
12. Lowe.....	5.84
13. Tiant.....	5.45
14. Monbouquette.....	5.38
15. Leonard (L).....	5.10
16. Eckersley.....	5.06
17. Boyd.....	5.05
18. Delock.....	4.93
19. F. Sullivan.....	4.91
20. Ja. Wilson.....	4.75

Walks

1. Wakefield.....	1,095
2. Clemens.....	856
3. Parnell (L).....	758
4. Brewer.....	669
5. Dobson.....	604
6. J. Wilson.....	564
7. W. Nixon.....	530
8. Lester (L).....	529
9. Delock.....	514
10. McDermott (L).....	504
11. Tiant.....	501
12. Ostermueller (L).....	491
13. E. Wilson.....	481
14. Hurst (L).....	479
15. F. Sullivan.....	475
16. B. Stanley.....	471
17. Ruffing.....	459
18. B. Lee (L).....	448
19. Grove (L).....	447
20. MacFayden.....	430

Relief Wins

1. B. Stanley.....	85
2. Radatz.....	49
3. Kinder.....	40
4. Clear.....	35
5. Delock.....	34
6. Barnes.....	32
7. Fornieles.....	31
8. Timlin.....	30
9. B. Campbell.....	28
10. Ryba.....	26
Ja. Wilson.....	26

10-Strikeout Games

1. P. Martinez.....	72
2. Clemens.....	68
3. Sal (L).....	43
4. Lester (L).....	20
5. J. Wood.....	17
6. Hurst (L).....	13
7. Price (L).....	11
8. Culp.....	10
Lonborg.....	10
Morehead.....	10

Rank/Player	W-L	Year
17. Porcello.....	*22-4	2016
Tiant.....	22-13	1974
Lonborg.....	†22-9	1967
Hughson.....	*22-6	1942
Mays.....	22-9	1917
Tannehill (L).....	22-9	1905
23. Schilling.....	*21-6	2004
Lowe.....	21-8	2002
Clemens.....	21-6	1990
Tiant.....	21-12	1976
Parnell (L).....	21-8	1953
Ferriss.....	21-10	1945
Mays.....	21-13	1918
C. Young.....	21-11	1908
C. Young.....	21-15	1907
Tannehill (L).....	21-11	1904

Rank/Player	W-L	Year
Dinneen.....	21-13	1903
Dinneen.....	21-21	1902
35. Beckett.....	*20-7	2007
P. Martinez.....	20-4	2002
Clemens.....	†20-9	1987
Eckersley.....	20-8	1978
Tiant.....	20-13	1973
Monbouquette.....	20-10	1963
Hughson.....	20-11	1946
W. Ferrell.....	20-15	1936
Grove (L).....	20-12	1935
Ehmke.....	20-17	1923
Ra. Collins (L).....	20-13	1914
Bedient.....	20-9	1912
O'Brien.....	20-13	1912
Hughes.....	20-7	1903

(L) left-handed * led AL † tied for AL lead

Pitching
Records

Single-Season Pitching Leaders

Wins

1. J. Wood.....	*34-5, 1912
2. C. Young.....	*33-10, 1901
3. C. Young.....	*32-11, 1902
4. C. Young.....	*28-9, 1903
5. C. Young.....	26-16, 1904
6. Parnell (L).....	*25-7, 1949
Ferriss.....	25-6, 1946
Ferrell.....	*25-14, 1935
9. Clemens.....	*24-4, 1986
Ruth (L).....	24-13, 1917

Strikeouts

1. P. Martinez.....	*313, 1999
2. Sale (L).....	*308, 2017
3. Clemens.....	*291, 1988
4. P. Martinez.....	*284, 2000
5. J. Wood.....	258, 1912
6. Clemens.....	*257, 1996
7. Clemens.....	256, 1987
8. P. Martinez.....	251, 1998
9. Lonborg.....	*246, 1967
10. Clemens.....	*241, 1991

Games Started

1. C. Young.....	*43, 1902
2. Dinneen.....	42, 1902
3. Ruth (L).....	*41, 1916
C. Young.....	41, 1904
C. Young.....	41, 1901
6. Lonborg.....	139, 1967
Ehmke.....	39, 1923
8. 7 players.....	38

Shutouts

1. J. Wood.....	*10, 1912
C. Young.....	*10, 1904
3. Ruth (L).....	*9, 1916
4. Clemens.....	*8, 1988
Mays.....	18, 1918
6. Clemens.....	*7, 1987
Tiant.....	*7, 1974
Bush.....	7, 1918
Leonard (L).....	7, 1914
C. Young.....	*7, 1903

10-Strikeout Games

1. P. Martinez.....	*19, 1999
2. Sale (L).....	*18, 2017
3. P. Martinez.....	*15, 2000
4. Sale (L).....	14, 2019
5. Clemens.....	*12, 1988
6. Sale (L).....	11, 2018
7. P. Martinez.....	*9, 2002
P. Martinez.....	*9, 2001
Clemens.....	19, 1987
10. P. Martinez.....	8, 1998
Clemens.....	*8, 1996
Clemens.....	18, 1986
Lonborg.....	*8, 1967

Losses

1. Ruffing.....	*10-25, 1928
2. Ruffing.....	*9-22, 1929
3. S. Harriss.....	*14-21, 1927
J. Harris.....	12-21, 1906
C. Young.....	113-21, 1906
Dinneen.....	*21-21, 1902
7. Gaston.....	113-20, 1930
J. Russell.....	19-20, 1930
Ehmke.....	9-20, 1925
S. Jones.....	12-20, 1919

Earned Run Average

1. Leonard (L).....	*0.96, 1914
2. C. Young.....	1.26, 1908
3. J. Wood.....	*1.49, 1915
4. R. Collins (L).....	1.62, 1910
5. C. Young.....	*1.62, 1901
6. Shore.....	1.64, 1915
7. J. Wood.....	1.68, 1910
8. Foster.....	1.70, 1914
9. P. Martinez.....	*1.74, 2000
10. Mays.....	1.74, 1917

Games

1. Timlin.....	*81, 2005
2. G. Harris.....	*80, 1993
3. Radatz.....	79, 1964
4. Timlin.....	76, 2004
5. Slocumb.....	75, 1996
6. Lowe.....	74, 2000
Lowe.....	74, 1999
R. Murphy (L).....	74, 1989
9. 6 players.....	73

Complete Games

1. C. Young.....	*41, 1902
2. C. Young.....	40, 1904
3. Dinneen.....	39, 1902
4. C. Young.....	38, 1901
5. Dinneen.....	37, 1904
6. Ruth (L).....	*35, 1917
J. Wood.....	*35, 1912
8. C. Young.....	134, 1903
9. C. Young.....	33, 1907
10. Dinneen.....	32, 1903

Home Runs Allowed

1. Wakefield.....	38, 1996
Porcello.....	*38, 2017
3. E. Wilson.....	37, 1964
4. Beckett.....	36, 2006
5. Wakefield.....	*35, 2005
Hurst (L).....	35, 1987
7. Wise.....	34, 1975
Monbouquette.....	34, 1964
9. Conley.....	33, 1961
10. Boyd.....	32, 1986
Tudor (L).....	32, 1983
Tiant.....	32, 1973
Monbouquette.....	32, 1965

Win Pct. (Min. 15 decisions)

1. B. Stanley.....	.882 (15-2), 1978
2. J. Wood.....	*.872 (34-5), 1912
3. Moret (L).....	*.867 (13-2), 1973
4. Clemens.....	.857 (24-4), 1986
Matsuzaka.....	*.857 (18-3), 2008
6. P. Martinez.....	*.852 (23-4), 1999
7. Porcello.....	.846 (22-4), 2016
8. P. Martinez.....	*.833 (20-4), 2002
9. Moret (L).....	*.824 (14-3), 1975
10. Ferriss.....	*.806 (25-6), 1946

Saves

1. T. Gordon.....	*46, 1998
2. Kimbrel.....	42, 2018
Lowe.....	142, 2000
4. Papelbon.....	41, 2008
5. Urbina.....	40, 2002
Reardon.....	40, 1991
7. Papelbon.....	38, 2009
8. Papelbon.....	37, 2010
Papelbon.....	37, 2007
10. Papelbon.....	35, 2006
Kimbrel.....	35, 2017

Innings

1. C. Young.....	*384.2, 1902
2. C. Young.....	380.0, 1904
3. Dinneen.....	371.1, 1902
C. Young.....	371.1, 1901
5. J. Wood.....	344.0, 1912
6. C. Young.....	343.1, 1907
7. C. Young.....	*341.2, 1903
8. Dinneen.....	335.2, 1904
9. Ruth (L).....	326.1, 1917
10. Ruth (L).....	323.2, 1916

Walks

1. Parnell (L).....	134, 1949
2. McDermott (L).....	124, 1950
3. Torrez.....	*121, 1979
Schwall.....	121, 1962
5. Newsom.....	119, 1937
Ja. Wilson.....	119, 1937
Ferrell.....	119, 1936
Ehmke.....	119, 1923
9. Ruffing.....	118, 1929
Ruth (L).....	118, 1916

Relief Wins

1. Radatz.....	*16, 1964
2. Radatz.....	*15, 1963
3. Clear.....	*14, 1982
4. B. Stanley.....	*13, 1978
Campbell.....	13, 1977
6. B. Stanley.....	12, 1982
7. Delock.....	*11, 1956
8. 8 players.....	10

* led AL (L) left-hander

† tied for AL lead

Wins (Rookies)

Rank/Player	W-L	Year
1. Ferriss.....	21-10	1945
2. Bedient.....	20-9	1912
B. O'Brien.....	20-13	1912

Rank/Player	W-L	Year
4. D. Newsome.....	19-10	1941
E. Morris.....	19-15	1928
6. Ruth (L).....	18-8	1915
7. Winter.....	16-12	1901

Rank/Player	W-L	Year
8. Matsuzaka.....	15-12	2007
Schwall.....	15-7	1961
F. Sullivan.....	15-12	1954
Bagby Jr.....	15-11	1938

Annual Pitching Leaders

WINS

2022	Wacha	11-2	1991	Clemens	18-10	1960	Monbouquette	14-11	1929	E. Morris	14-14
2021	Rodriguez	13-8	1990	Clemens	21-6	1959	Casale	13-8	1928	E. Morris	19-15
2020	Evoldi	4-2	1989	Clemens	17-11	1958	Delock	14-8	1927	S. Harris	14-21
2019	Rodriguez	19-6	1988	Clemens, Hurst	18	1957	Brewer	16-13	1926	Wingfield	11-16
2018	Porcello	17-7	1987	Clemens	**20-9	1956	Brewer	19-9	1925	Wingfield	12-19
2017	Sale, Pomeranz	17	1986	Clemens	*24-4	1955	F. Sullivan	**18-13	1924	Ehmke	19-17
2016	Porcello	*22-4	1985	Boyd	15-13	1954	F. Sullivan	15-12	1923	Ehmke	20-17
2015	Miley	11-11	1984	3 players	12	1953	Parnell	21-8	1922	Ri. Collins	14-11
2014	Lackey	11-7	1983	Tudor	13-12	1952	Parnell	12-12	1921	S. Jones	23-16
2013	Lester	15-8	1982	Clear	14-9	1951	Parnell	18-11	1920	Pennock	16-13
2012	Buchholz, Doubront	11	1981	B. Stanley, Torrez	10	1950	Parnell	18-10	1919	Pennock	16-8
2011	Lester	15-9	1980	Eckersley	12-14	1949	Parnell	*25-7	1918	Mays	21-13
2010	Lester	19-9	1979	Eckersley	17-10	1948	Kramer	18-5	1917	Ruth	24-13
2009	Beckett	17-6	1978	Eckersley	20-8	1947	Dobson	18-8	1916	Ruth	23-12
2008	Matsuzaka	18-3	1977	Campbell	13-9	1946	Ferriss	25-6	1915	Foster, Shore	19
2007	Beckett	*20-7	1976	Tiant	21-12	1945	Ferriss	21-10	1914	Ra. Collins	20-13
2006	Beckett	16-11	1975	Wise	19-12	1944	Hughson	18-5	1913	Ra. Collins	19-8
2005	Wakefield	16-12	1974	Tiant	22-13	1943	Hughson	12-15	1912	J. Wood	*34-5
2004	Schilling	*21-6	1973	Tiant	20-13	1942	Hughson	*22-6	1911	J. Wood	23-17
2003	Lowe	17-7	1972	Pattin	17-13	1941	Newsome	19-10	1910	Cicotte	15-11
2002	Lowe	21-8	1971	Siebert	16-10	1940	Heving, Ja. Wilson	12	1909	Arellanes	16-12
2001	Nomo	13-10	1970	Culp	17-14	1939	Grove	15-4	1908	C. Young	21-11
2000	P. Martinez	18-6	1969	Culp	17-8	1938	Bagby Jr., Ja. Wilson	15	1907	C. Young	21-15
1999	P. Martinez	*23-4	1968	Culp, Ellsworth	16	1937	Grove	17-9	1906	Tannehill, C. Young	13
1998	P. Martinez	19-7	1967	Lonborg	*22-9	1936	W. Ferrell	20-15	1905	Tannehill	22-9
1997	Sele	13-12	1966	Santiago	12-13	1935	W. Ferrell	*25-14	1904	C. Young	26-16
1996	Wakefield	14-13	1965	E. Wilson	13-14	1934	W. Ferrell	14-5	1903	C. Young	*28-9
1995	Wakefield	16-8	1964	Radatz	16-9	1933	Rhodes	12-15	1902	C. Young	*32-11
1994	Clemens	9-7	1963	Monbouquette	20-10	1932	Kline	11-13	1901	C. Young	*33-10
1993	Darwin	15-11	1962	Conley, Monbouquette	15	1931	MacFayden	16-12			
1992	Clemens	18-11	1961	Schwall	15-7	1930	Gaston	13-20			

EARNED RUN AVERAGE

2022	Wacha	3.32	1991	Clemens	*2.62	1960	Monbouquette	3.64	1929	MacFayden	3.62
2021	Evoldi	3.75	1990	Clemens	*1.93	1959	Brewer	3.76	1928	E. Morris	3.53
2020	Pérez	4.50	1989	Clemens	3.13	1958	Delock	3.38	1927	S. Harris	4.18
2019	Rodriguez	3.81	1988	Clemens	2.93	1957	F. Sullivan	2.73	1926	Wiltse	4.22
2018	Price	3.58	1987	Clemens	2.97	1956	F. Sullivan	3.42	1925	Ehmke	3.73
2017	Sale	2.90	1986	Clemens	*2.48	1955	F. Sullivan	2.91	1924	Quinn	3.27
2016	Porcello	3.15	1985	Boyd	3.70	1954	F. Sullivan	3.14	1923	Piercy	3.41
2015	Miley	4.46	1984	Nipper	3.89	1953	McDermott	3.01	1922	Quinn	3.48
2014	Buchholz	5.34	1983	Ojeda	4.04	1952	Parnell	3.62	1921	S. Jones	3.22
2013	Lackey	3.52	1982	B. Stanley	3.10	1951	Parnell	3.26	1920	H. Harper	3.04
2012	Buchholz	4.56	1981	Torrez	3.68	1950	Parnell	3.61	1919	Mays	2.47
2011	Beckett	2.89	1980	B. Stanley	3.39	1949	Parnell	*2.77	1918	Bush	2.11
2010	Buchholz	2.33	1979	Eckersley	2.99	1948	Parnell	3.14	1917	Mays	1.74
2009	Lester	3.41	1978	Eckersley	2.99	1947	Dobson	2.95	1916	Ruth	*1.75
2008	Matsuzaka	2.90	1977	Jenkins	3.68	1946	Hughson	2.75	1915	J. Wood	*1.49
2007	Beckett	3.27	1976	Tiant	3.06	1945	Ferriss	2.96	1914	Leonard	*0.96
2006	Schilling	3.97	1975	B. Lee	3.95	1944	Hughson	2.26	1913	Leonard	2.39
2005	Wakefield	4.15	1974	Tiant	2.92	1943	Hughson	2.64	1912	J. Wood	1.91
2004	Schilling	3.26	1973	B. Lee	2.75	1942	Hughson	2.59	1911	J. Wood	2.02
2003	P. Martinez	*2.22	1972	Tiant	*1.91	1941	C. Wagner	3.07	1910	Ra. Collins	1.62
2002	P. Martinez	*2.26	1971	Siebert	2.91	1940	Bagby Jr.	4.73	1909	Cicotte	1.97
2001	Wakefield	3.90	1970	Culp	3.04	1939	Grove	*2.54	1908	C. Young	1.26
2000	P. Martinez	*1.74	1969	Nagy	3.11	1938	Grove	*3.08	1907	C. Young	1.99
1999	P. Martinez	*2.07	1968	Culp	2.91	1937	Grove	3.02	1906	Dinneen	2.92
1998	P. Martinez	2.89	1967	Stange	2.77	1936	Grove	*2.81	1905	C. Young	1.82
1997	Gordon	3.74	1966	Santiago	3.66	1935	Grove	*2.70	1904	C. Young	1.97
1996	Clemens	3.63	1965	Monbouquette	3.70	1934	Ostermueller	3.49	1903	C. Young	2.08
1995	Wakefield	2.95	1964	Monbouquette	4.04	1933	B. Weiland	3.87	1902	C. Young	2.15
1994	Clemens	2.85	1963	E. Wilson	3.76	1932	Durham	3.80	1901	C. Young	*1.62
1993	Viola	3.14	1962	Monbouquette	3.33	1931	W. Moore	3.88			
1992	Clemens	*2.41	1961	Schwall	3.22	1930	Gaston	3.92			

* led AL ** tied for AL lead

Annual Pitching Leaders, Continued

GAMES

2022	Brasier.....	68	1991	Fossas.....	64	1960	Fornieles.....	*70	1929	Gaston.....	39
2021	Ottavino.....	69	1990	R. Murphy.....	68	1959	Fornieles.....	46	1928	E. Morris.....	47
2020	Brasier.....	25	1989	R. Murphy.....	74	1958	Wall.....	52	1927	S. Harris.....	44
2019	Workman.....	73	1988	L. Smith.....	64	1957	Delock.....	49	1926	Wingfield.....	43
2018	Kelly.....	73	1987	Schiraldi.....	62	1956	Delock.....	48	1925	Wingfield.....	41
2017	Barnes.....	70	1986	B. Stanley.....	66	1955	Hurd, Kinder.....	43	1924	Ehmke.....	45
2016	Barnes.....	62	1985	B. Stanley.....	48	1954	Kinder.....	48	1923	Ehmke.....	43
2015	Layne, Ogando.....	64	1984	B. Stanley.....	57	1953	Kinder.....	*69	1922	Karr.....	41
2014	Tazawa.....	71	1983	B. Stanley.....	64	1952	Delock.....	39	1921	S. Jones.....	40
2013	Uehara.....	73	1982	Clear.....	55	1951	Kinder.....	*63	1920	S. Jones, Pennock..	37
2012	Aceves.....	69	1981	B. Stanley.....	35	1950	Kinder.....	48	1919	S. Jones.....	35
2011	D. Bard.....	70	1980	Burgmeier.....	62	1949	Kinder.....	43	1918	Bush.....	36
2010	D. Bard.....	73	1979	Drago.....	53	1948	Dobson.....	38	1917	Ruth.....	41
2009	R. Ramirez.....	70	1978	B. Stanley.....	52	1947	E. Johnson.....	45	1916	Leonard.....	48
2008	Delcarmen.....	73	1977	Campbell.....	69	1946	Ferriss.....	40	1915	Mays, Shore.....	38
2007	Okajima.....	66	1976	Willoughby.....	54	1945	Barrett.....	37	1914	Bedient.....	42
2006	Timlin.....	68	1975	B. Lee.....	41	1944	Ryba.....	42	1913	Bedient.....	43
2005	Timlin.....	*81	1974	Segui.....	58	1943	M. Brown.....	*49	1912	J. Wood.....	43
2004	Timlin.....	76	1973	Bolin.....	39	1942	Hughson.....	38	1911	J. Wood.....	44
2003	Timlin.....	72	1972	B. Lee.....	47	1941	Ryba.....	40	1910	Cicotte.....	36
2002	Urbina.....	61	1971	Bolin.....	52	1940	J.A. Wilson.....	41	1909	Arellanes.....	45
2001	Beck.....	68	1970	Lyle.....	63	1939	Dickman.....	48	1908	Cicotte.....	39
2000	Lowe.....	74	1969	Lyle.....	71	1938	Bagby Jr.....	43	1907	C. Young.....	43
1999	Lowe.....	74	1968	Stange.....	50	1937	J.A. Wilson.....	51	1906	C. Young.....	39
1998	Gordon.....	73	1967	Wyatt.....	60	1936	Ostermueller.....	43	1905	C. Young.....	38
1997	Wasdin.....	53	1966	McMahon.....	49	1935	Walberg.....	44	1904	C. Young.....	43
1996	Slocumb.....	75	1965	Radatz.....	63	1934	Rhodes.....	44	1903	C. Young.....	40
1995	Belinda.....	63	1964	Radatz.....	79	1933	Welch.....	47	1902	C. Young.....	*45
1994	Fossas.....	44	1963	Radatz.....	66	1932	Kline.....	47	1901	C. Young.....	43
1993	G. Harris.....	*80	1962	Radatz.....	*62	1931	W. Moore.....	53			
1992	G. Harris.....	70	1961	Fornieles.....	57	1930	Gaston.....	38			

GAMES STARTED

2022	Pivetta.....	33	1991	Clemens.....	**35	1960	Monbouquette.....	30	1929	Ja. Russell.....	32
2021	Evoldi.....	32	1990	Boddicker.....	34	1959	Brewer.....	32	1928	Ruffing.....	34
2020	Pérez.....	12	1989	Clemens.....	35	1958	Brewer.....	32	1927	Wiltse.....	29
2019	Rodriguez.....	34	1988	Clemens.....	35	1957	Brewer.....	32	1926	Wiltse.....	29
2018	Porcello.....	33	1987	Clemens.....	36	1956	F. Sullivan.....	33	1925	Ehmke.....	31
2017	Porcello.....	33	1986	Clemens.....	33	1955	F. Sullivan.....	*35	1924	Ehmke.....	36
2016	Price.....	*35	1985	Boyd.....	35	1954	W. Nixon.....	30	1923	Ehmke.....	39
2015	Miley.....	32	1984	Hurst.....	33	1953	Parnell.....	34	1922	Quinn.....	32
2014	Buchholz.....	28	1983	Tudor.....	34	1952	Parnell.....	29	1921	S. Jones.....	38
2013	Lester.....	33	1982	Eckersley.....	33	1951	Parnell.....	29	1920	S. Jones.....	33
2012	Lester.....	33	1981	Eckersley, Tanana..	23	1950	Parnell.....	31	1919	S. Jones.....	31
2011	Lester.....	31	1980	Torrez.....	32	1949	Parnell.....	33	1918	Mays.....	33
2010	Lackey.....	33	1979	Torrez.....	36	1948	Dobson.....	32	1917	Ruth.....	38
2009	Beckett, Lester.....	32	1978	Torrez.....	36	1947	Dobson.....	31	1916	Ruth.....	*41
2008	Lester.....	33	1977	Tiant.....	32	1946	Ferriss, Hughson.....	35	1915	Foster.....	33
2007	Matsuzaka.....	32	1976	Tiant.....	38	1945	Ferriss.....	31	1914	Ra. Collins.....	30
2006	Beckett.....	33	1975	Tiant, Wise.....	35	1944	Bowman.....	24	1913	Ra. Collins.....	30
2005	Wakefield.....	33	1974	Tiant.....	38	1943	Hughson.....	32	1912	J. Wood.....	38
2004	Lowe, P. Martinez.....	33	1973	Tiant.....	35	1942	Hughson.....	30	1911	J. Wood.....	33
2003	Lowe, Wakefield.....	33	1972	Pattin.....	35	1941	Newsome.....	29	1910	Cicotte.....	30
2002	Lowe.....	32	1971	Culp.....	35	1940	Bagby Jr, Grove.....	21	1909	Arellanes.....	28
2001	Nomo.....	33	1970	Peters.....	34	1939	Auker.....	25	1908	C. Young.....	33
2000	P. Martinez.....	29	1969	Culp.....	32	1938	J.A. Wilson.....	27	1907	C. Young.....	37
1999	P. Martinez.....	29	1968	Culp.....	30	1937	Grove.....	32	1906	C. Young.....	34
1998	P. Martinez, Wakefield..	33	1967	Lonborg.....	**39	1936	W. Ferrell.....	38	1905	C. Young.....	33
1997	Selle.....	33	1966	Santiago.....	28	1935	W. Ferrell.....	*38	1904	C. Young.....	41
1996	Clemens, Gordon.....	34	1965	E. Wilson.....	36	1934	Rhodes.....	31	1903	C. Young.....	35
1995	Hanson.....	29	1964	Monbouquette.....	35	1933	Rhodes.....	29	1902	C. Young.....	*43
1994	Clemens.....	24	1963	Monbouquette.....	36	1932	B. Welland.....	27	1901	C. Young.....	41
1993	Darwin.....	34	1962	Monbouquette.....	35	1931	MacFayden.....	32			
1992	Viola.....	35	1961	Monbouquette.....	32	1930	Gaston.....	34			

* led AL ** tied for AL lead

Annual Pitching Leaders, Continued

COMPLETE GAMES

2022	Eovaldi	2	1991	Clemens	13	1960	Monbouquette	12	1929	Gaston	20
2021	N/A		1990	Clemens	7	1959	Brewer	11	1928	Ruffing	*25
2020	N/A		1989	Clemens	8	1958	Brewer, F. Sullivan	10	1927	Wiltse	13
2019	Sale	1	1988	Clemens	**14	1957	Brewer	15	1926	Wiltse, Wingfield	9
2018	Porcello, Price	1	1987	Clemens	*18	1956	Brewer	15	1925	Ehmke	**22
2017	Porcello	2	1986	Hurst	11	1955	F. Sullivan	16	1924	Ehmke	26
2016	Wright	4	1985	Boyd	13	1954	F. Sullivan	11	1923	Ehmke	28
2015	Buchholz, Hill, Miley	1	1984	Boyd	10	1953	Parnell	12	1922	Quinn	16
2014	Buchholz	2	1983	Tudor	7	1952	Parnell	15	1921	S. Jones	25
2013	Lackey	2	1982	Eckersley	11	1951	Parnell	11	1920	S. Jones	21
2012	Lester	3	1981	Eckersley	8	1950	Parnell	21	1919	S. Jones	21
2011	Beckett, Wakefield	1	1980	Eckersley	8	1949	Parnell	*27	1918	Mays	*30
2010	Lester	2	1979	Eckersley	17	1948	Dobson, Parnell	16	1917	Ruth	*35
2009	Beckett	4	1978	Eckersley	16	1947	Dobson	15	1916	Ruth	23
2008	Lester	2	1977	Jenkins	11	1946	Ferriss	26	1915	Foster	21
2007	5 players	1	1976	Tiant	19	1945	Ferriss	26	1914	Foster, Leonard	17
2006	3 players	1	1975	Tiant	18	1944	Hughson	19	1913	Ra. Collins	19
2005	Wakefield	3	1974	Tiant	25	1943	Hughson	**20	1912	J. Wood	*35
2004	Schilling	3	1973	Tiant	23	1942	Hughson	**22	1911	J. Wood	25
2003	P. Martinez	3	1972	Pattin	13	1941	Newsome	17	1910	Cicotte	20
2002	P. Martinez	2	1971	Culp, Siebert	12	1940	Grove, Ja. Wilson	9	1909	Arellanes	17
2001	Nomo	2	1970	Culp	15	1939	Grove	17	1908	C. Young	30
2000	P. Martinez	7	1969	Culp	9	1938	Grove	12	1907	C. Young	33
1999	P. Martinez	5	1968	Culp	11	1937	Grove	21	1906	C. Young	28
1998	P. Martinez	3	1967	Lonborg	15	1936	W. Ferrell	*28	1905	C. Young	31
1997	Wakefield	4	1966	Stange	8	1935	W. Ferrell	*31	1904	C. Young	40
1996	Clemens, Wakefield	6	1965	Monbouquette	10	1934	W. Ferrell	17	1903	C. Young	*34
1995	Wakefield	6	1964	Monbouquette	7	1933	Rhodes	14	1902	C. Young	*41
1994	Clemens	3	1963	Monbouquette	13	1932	Andrews	8	1901	C. Young	38
1993	3 players	2	1962	Monbouquette	11	1931	MacFayden	17			
1992	Clemens	11	1961	Monbouquette	12	1930	Gaston	20			

SAVES

2022	Barnes, Houck, Schreiber	8	1991	Reardon	40	1960	Fornieles	**14	1929	Gaston	2
2021	Barnes	24	1990	Reardon	21	1959	Fornieles	11	1928	E. Morris	5
2020	Barnes, Workman	9	1989	L. Smith	25	1958	Kiely	12	1927	MacFayden, Ruffing	2
2019	Workman	16	1988	L. Smith	29	1957	Delock	11	1926	Wingfield	3
2018	Kimbrel	42	1987	Gardner	10	1956	Delock	9	1925	Wingfield	2
2017	Kimbrel	35	1986	B. Stanley	16	1955	Kinder	18	1924	Quinn	7
2016	Kimbrel	31	1985	Crawford	12	1954	Kinder	15	1923	Quinn	7
2015	Uehara	25	1984	B. Stanley	22	1953	Kinder	*27	1922	Ferguson, A. Russell	2
2014	Uehara	26	1983	B. Stanley	33	1952	Benton	6	1921	A. Russell	3
2013	Uehara	21	1982	Clear, B. Stanley	14	1951	Kinder	*14	1920	Pennock	2
2012	Aceves	25	1981	Clear	9	1950	Kinder	9	1919	A. Russell	4
2011	Papelbon	31	1980	Burgmeier	24	1949	2 players	4	1918	Bush	2
2010	Papelbon	37	1979	Drago	13	1948	E. Johnson	5	1917	Ruth	2
2009	Papelbon	38	1978	B. Stanley	10	1947	E. Johnson	8	1916	Leonard	6
2008	Papelbon	41	1977	Campbell	*31	1946	Klinger	*9	1915	Mays	*7
2007	Papelbon	37	1976	Willoughby	10	1945	Barrett	3	1914	Leonard	3
2006	Papelbon	35	1975	Drago	15	1944	Barrett	8	1913	Bedient	5
2005	Foulke	15	1974	Segui	10	1943	M. Brown	9	1912	Bedient, Hall	2
2004	Foulke	32	1973	Bolin	15	1942	M. Brown	6	1911	Hall	*4
2003	Kim	16	1972	Bolin, B. Lee	5	1941	Ryba	6	1910	Hall	2
2002	Urbina	40	1971	Lyle	16	1940	Ja. Wilson	5	1909	Arellanes	*8
2001	Lowe	24	1970	Lyle	20	1939	Heving	7	1908	3 players	2
2000	Lowe	*42	1969	Lyle	17	1938	McKain	6	1907	Pruitt	3
1999	Lowe, Wakefield	15	1968	Stange	12	1937	Ja. Wilson	7	1906	3 players	2
1998	Gordon	*46	1967	Wyatt	20	1936	Ja. Wilson	3	1905	Dinneen	1
1997	Slocumb	17	1966	McMahon	9	1935	Walberg	3	1904	C. Young	*1
1996	Slocumb	31	1965	Radatz	22	1934	Ostermueller	3	1903	Dinneen, Young	**2
1995	Aguilera	20	1964	Radatz	*29	1933	Kline	4	1902	Altrock	1
1994	Ryan	13	1963	Radatz	25	1932	W. Moore	4	1901	T. Lewis	1
1993	Je. Russell	33	1962	Radatz	*24	1931	W. Moore	*10			
1992	Reardon	27	1961	Fornieles	15	1930	Gaston, MacFayden	2			

* led AL ** tied for AL lead # saves first became an official statistic in 1969

Annual Pitching Leaders, Continued

INNINGS

2022	Pivetta.....	179.2	1991	Clemens.....	*271.1	1960	Monbouquette.....	215.0	1929	Ruffing.....	244.1
2021	Evoldi.....	182.1	1990	Clemens.....	228.1	1959	Brewer.....	215.1	1928	Ruffing.....	289.1
2020	Pérez.....	62.0	1989	Clemens.....	253.1	1958	Brewer.....	227.1	1927	Wiltse.....	219.0
2019	Rodriguez.....	203.1	1988	Clemens.....	264.0	1957	F. Sullivan.....	240.2	1926	Wiltse.....	196.1
2018	Porcello.....	191.1	1987	Clemens.....	281.2	1956	Brewer.....	244.1	1925	Ehmke.....	260.2
2017	Sale.....	*214.1	1986	Clemens.....	254.0	1955	F. Sullivan.....	*260.0	1924	Ehmke.....	*315.0
2016	Price.....	*230.0	1985	Boyd.....	272.1	1954	F. Sullivan.....	206.1	1923	Ehmke.....	316.2
2015	Miley.....	193.2	1984	Hurst.....	218.0	1953	Parnell.....	241.0	1922	Quinn.....	256.0
2014	Buchholz.....	170.1	1983	Tudor.....	242.0	1952	Parnell.....	214.0	1921	S. Jones.....	298.2
2013	Lester.....	213.1	1982	Eckersley.....	224.1	1951	Parnell.....	221.0	1920	S. Jones.....	274.0
2012	Lester.....	205.1	1981	Eckersley.....	154.0	1950	Parnell.....	249.0	1919	S. Jones.....	245.0
2011	Beckett.....	193.0	1980	Torrez.....	207.1	1949	Parnell.....	*295.1	1918	Mays.....	293.1
2010	Lackey.....	215.0	1979	Torrez.....	252.1	1948	Dobson.....	245.1	1917	Ruth.....	326.1
2009	Beckett.....	212.1	1978	Eckersley.....	268.1	1947	Dobson.....	228.2	1916	Ruth.....	323.2
2008	Lester.....	210.1	1977	Jenkins.....	193.0	1946	Hughson.....	278.0	1915	Foster.....	255.1
2007	Matsuzaka.....	204.2	1976	Tiant.....	279.0	1945	Ferriss.....	264.2	1914	Ra. Collins.....	272.1
2006	Beckett.....	204.2	1975	B. Lee, Tiant.....	260.0	1944	Hughson.....	203.1	1913	Leonard.....	259.1
2005	Wakefield.....	225.1	1974	Tiant.....	311.1	1943	Hughson.....	266.0	1912	J. Wood.....	344.0
2004	Schilling.....	226.2	1973	B. Lee.....	284.2	1942	Hughson.....	*281.0	1911	J. Wood.....	275.2
2003	Lowe.....	203.1	1972	Pattin.....	253.0	1941	Newsome.....	213.2	1910	Cicotte.....	250.0
2002	Lowe.....	219.2	1971	Culp.....	242.1	1940	Bagby Jr.....	182.2	1909	Arellanes.....	230.2
2001	Nomo.....	198.0	1970	Culp.....	251.1	1939	Grove.....	191.0	1908	C. Young.....	299.0
2000	P. Martinez.....	217.0	1969	Culp.....	227.0	1938	Bagby Jr.....	198.2	1907	C. Young.....	343.1
1999	P. Martinez.....	213.1	1968	Culp.....	216.1	1937	Grove.....	262.0	1906	C. Young.....	287.2
1998	P. Martinez.....	233.2	1967	Lonborg.....	273.1	1936	W. Ferrell.....	*301.0	1905	C. Young.....	320.2
1997	Wakefield.....	201.1	1966	Lonborg.....	181.2	1935	W. Ferrell.....	*322.1	1904	C. Young.....	380.0
1996	Clemens.....	242.2	1965	E. Wilson.....	230.2	1934	Rhodes.....	219.0	1903	C. Young.....	*341.2
1995	Wakefield.....	195.1	1964	Monbouquette.....	234.0	1933	Rhodes.....	232.0	1902	C. Young.....	*384.2
1994	Clemens.....	170.2	1963	Monbouquette.....	266.2	1932	B. Weiland.....	195.2	1901	C. Young.....	371.1
1993	Darwin.....	229.1	1962	Conley.....	241.2	1931	Ja. Russell.....	232.0			
1992	Clemens.....	246.2	1961	Monbouquette.....	236.1	1930	Gaston.....	273.0			

STRIKEOUTS

2022	Pivetta.....	175	1991	Clemens.....	*241	1960	Monbouquette.....	134	1929	Ruffing.....	109
2021	Evoldi.....	195	1990	Clemens.....	209	1959	Brewer.....	121	1928	Ruffing.....	118
2020	Evoldi.....	52	1989	Clemens.....	230	1958	Brewer.....	124	1927	S. Harriss, Ruffing.....	77
2019	Sale.....	218	1988	Clemens.....	*291	1957	Brewer.....	128	1926	Wiltse.....	59
2018	Sale.....	237	1987	Clemens.....	256	1956	Brewer.....	127	1925	Ehmke.....	95
2017	Sale.....	*308	1986	Clemens.....	238	1955	F. Sullivan.....	129	1924	Ehmke.....	119
2016	Price.....	228	1985	Hurst.....	189	1954	F. Sullivan.....	124	1923	Ehmke.....	121
2015	Porcello.....	149	1984	Ojeda.....	137	1953	Parnell.....	136	1922	Ri. Collins.....	69
2014	Lester.....	149	1983	Tudor.....	136	1952	McDermott.....	117	1921	S. Jones.....	98
2013	Lester.....	177	1982	Tudor.....	146	1951	McDermott.....	127	1920	Bush.....	88
2012	Doubront.....	167	1981	Clear.....	82	1950	McDermott.....	96	1919	Pennock.....	70
2011	Lester.....	182	1980	Eckersley.....	121	1949	Kinder.....	138	1918	Bush.....	125
2010	Lester.....	225	1979	Eckersley.....	150	1948	Dobson.....	116	1917	Leonard.....	144
2009	Lester.....	225	1978	Eckersley.....	162	1947	Hughson.....	119	1916	Ruth.....	170
2008	Beckett.....	172	1977	Tiant.....	124	1946	Hughson.....	172	1915	Leonard.....	116
2007	Matsuzaka.....	201	1976	Jenkins.....	142	1945	Ferriss.....	94	1914	Leonard.....	176
2006	Schilling.....	183	1975	Tiant.....	142	1944	Hughson.....	112	1913	Leonard.....	144
2005	Wakefield.....	151	1974	Tiant.....	176	1943	Hughson.....	114	1912	J. Wood.....	258
2004	P. Martinez.....	227	1973	Tiant.....	206	1942	Hughson.....	*113	1911	J. Wood.....	231
2003	P. Martinez.....	206	1972	Pattin.....	168	1941	M. Harris.....	111	1910	J. Wood.....	145
2002	P. Martinez.....	*239	1971	Culp.....	151	1940	Ja. Wilson.....	102	1909	J. Wood.....	88
2001	Nomo.....	*220	1970	Culp.....	197	1939	Grove.....	81	1908	C. Young.....	150
2000	P. Martinez.....	*284	1969	Culp.....	172	1938	Grove.....	99	1907	C. Young.....	147
1999	P. Martinez.....	*313	1968	Culp.....	190	1937	Grove.....	153	1906	C. Young.....	140
1998	P. Martinez.....	251	1967	Lonborg.....	*246	1936	Grove.....	130	1905	C. Young.....	210
1997	Gordon.....	159	1966	Lonborg.....	131	1935	Grove.....	121	1904	C. Young.....	200
1996	Clemens.....	*257	1965	E. Wilson.....	164	1934	Welch.....	91	1903	C. Young.....	176
1995	Hanson.....	139	1964	Radatz.....	181	1933	B. Weiland.....	97	1902	C. Young.....	160
1994	Clemens.....	168	1963	Monbouquette.....	174	1932	B. Weiland.....	63	1901	C. Young.....	*158
1993	Clemens.....	160	1962	Monbouquette.....	153	1931	MacFayden.....	74			
1992	Clemens.....	208	1961	Monbouquette.....	161	1930	Gaston.....	99			

* led AL ** tied for AL lead

No-Hitters/1-Hitters

No-Hitters by Red Sox (18)

PITCHER	GAME	STATS
Jon Lester (L)	5/19/2008 vs. KC (W, 7-0)	9.0 IP, 2 BB, 9 SO
Clay Buchholz	9/1/2007 vs. BAL (W, 10-0)	9.0 IP, 3 BB, 9 SO
Derek Lowe	4/27/2002 vs. TB (W, 10-0)	9.0 IP, 1 BB, 6 SO
Hideo Nomo	4/4/2001 at BAL (W, 3-0)	9.0 IP, 3 BB, 11 SO
Dave Morehead	9/16/1965 vs. CLE (W, 2-0)	9.0 IP, 1 BB, 8 SO
Bill Monbouquette	8/1/1962 at CWS (W, 1-0)	9.0 IP, 1 BB, 7 SO
Earl Wilson	6/26/1962 vs. LAA (W, 2-0)	9.0 IP, 4 BB, 5 SO
Mel Parnell (L)	7/14/1956 vs. CWS (W, 4-0)	9.0 IP, 2 BB, 4 SO
Howard Ehmke	9/7/1923 at PHI (W, 4-0)	9.0 IP, 1 BB, 1 SO
Dutch Leonard (L)	6/3/1918 at DET (W, 5-0)	9.0 IP, 1 BB, 4 SO
*Babe Ruth (L), Ernie Shore	6/23/1917 vs. WSH-G1 (W, 4-0)	9.0 IP, 0 BB, 2 SO
Dutch Leonard (L)	8/30/1916 vs. STL (W, 4-0)	9.0 IP, 2 BB, 3 SO
Rube Foster	6/21/1916 vs. NYY (W, 2-0)	9.0 IP, 3 BB, 3 SO
Smoky Joe Wood	7/29/1911 vs. STL-G1 (W, 5-0)	9.0 IP, 2 BB, 12 SO
Cy Young	6/30/1908 at NYY (W, 8-0)	9.0 IP, 1 BB, 2 SO
Bill Dinneen	9/27/1905 vs. CWS-G1 (W, 2-0)	9.0 IP, 2 BB, 6 SO
Jesse Tannehill (L)	8/17/1904 at CWS (W, 6-0)	9.0 IP, 1 BB, 4 SO
Cy Young	5/5/1904 vs. PHI (W, 3-0)	9.0 IP, 0 BB, 8 SO

bold=perfect game

*Babe Ruth started the game but was ejected by home plate umpire Brick Owen after walking leadoff batter Eddie Foster. Ernie Shore relieved Ruth, Foster was thrown out stealing, and Shore retired the next 26 batters.

Other notable games:

On 10/1/2006, RHP Devern Hansack allowed 0 hits and threw all 5.0 innings in the Sox' 9-0, rain-shortened win vs. BAL (1 BB, 6 SO).

On 4/12/1992, LHP Matt Young threw an 8.0-inning complete game and allowed 0 hits in a 2-1 loss at CLE-G1 (7 BB, 6 SO).

No-Hitters Against Red Sox (12)

PITCHER	DATE	OPP.	IP	BB	K	SCORE	SOX W/L
Sean Manaea (L)	4/21/2018	at OAK	9.0	2	10	0-3	C. Sale
Chris Bosio	4/22/1993	at SEA	9.0	2	4	0-7	J. Hesketh
Dave Righetti (L)	7/4/1983	at NYY	9.0	4	9	0-4	J. Tudor
Tom Phoebus	4/27/1968	at BAL	9.0	3	9	0-6	G. Waslewski
Jim Bunning	7/20/1958 (G1)	vs. DET	9.0	2	12	0-3	F. Sullivan
Allie Reynolds	9/28/1951 (G1)	at NYY	9.0	4	9	0-8	M. Parnell
Bobby Burke (L)	8/8/1931	at WSH	9.0	5	8	0-5	W. Moore
Ted Lyons	8/21/1926	vs. CWS	9.0	1	2	0-6	S. Harriss
Walter Johnson	7/1/1920	vs. WSH	9.0	0	10	0-1	H. Harper
George Mogridge (L)	4/24/1917	vs. NYY	9.0	3	3	1-2	D. Leonard
Ed Walsh	8/27/1911	at CWS	9.0	1	8	0-5	R. Collins
Dusty Rhoads	9/18/1908	at CLE	9.0	2	2	1-2	F. Arellanes

NOTE: There has never been a perfect game thrown against the Red Sox.

On 9/18/1934 at STL, Bobo Newsom pitched 9.0 hitless innings against the Red Sox, then allowed a hit in the 10th inning (BOS won, 2-1)

On 8/6/1967 at MIN, Dean Chance threw a complete game and allowed 0 hits in a 5.0-inning, rain-shortened win vs. BOS

Most Recent One-Hitters by Red Sox

PITCHER	DATE	OPP.	HITTER	HIT	INN.	OUT	SCORE
Porcello	8/3/2018	vs. NYY	Andújar	HR	3	0	4-1
Fister	8/22/2017	at CLE	F. Lindor	HR	1	0	9-1
Lester (L)	5/10/2013	TOR	M. Izturis	2B	6	2	5-0
Beckett	6/15/2011	at TB	R. Brignac	1B	3	2	3-0
Lester (L), Delcarmen, Bard, Papelbon	5/25/2010	at TB	W. Aybar	1B	4	1	2-0
Matsuzaka, Bard	5/22/2010	at PHI	J. Castro	1B	8	2	5-0
Schilling	6/7/2007	at OAK	S. Stewart	1B	9	2	1-0
Lester (L), Papelbon	7/18/2006	KC	M. Teahen	1B	2	1	1-0
Wells (L), Timlin, Foulke	6/14/2005	CIN	R. Freel	1B	6	2	7-0
H. Nomo	5/25/2001	TOR	S. Stewart	2B	4	0	4-0
P. Martinez	8/29/2000	at TB	J. Flaherty	1B	9	0	8-0
P. Martinez	9/10/1999	at NYY	C. Davis	HR	2	2	3-1
Sele, Gordon	9/3/1997	at MON	M. Lansing	HR	3	2	0-1
Darwin	8/18/1993	CWS	D. Pasqua	3B	8	1	5-0
Viola (L)	9/30/1992	at TOR	D. White	1B	9	0	1-0
Harris, Reardon	6/7/1990	NYY	J. Barfield	1B	5	2	3-0
Clemens	9/10/1988	CLE	D. Clark	1B	8	1	6-0
Nipper, Crawford	7/11/1985	at SEA	I. Calderon	1B	6	1	7-1
Tudor (L)	5/27/1983	at TOR	D. Collins	1B	4	1	2-0
Eckersley	9/26/1980	at TOR	J. Mayberry	HR	5	0	3-1

Notable Beginnings

Red Sox Who Pitched Shutouts in Their Major League Debut

PITCHER	DATE	OPPONENT	SCORE	HITS
Billy Rohr (L)	4/14/1967	at NYY	3-0	1
Dave Morehead	4/13/1963	at WAS	3-0	5
Dave Ferriss	4/29/1945 (G1)	at PHA	2-0	5
George Hockette	(L) 9/17/1934	at STL	3-0	2
Buck O'Brien	9/9/1911	at PHA	2-0	6
Larry Pape	7/6/1909 (G2)	vs. WAS	2-0	4
Rube Kroh (L)	9/30/1906 (G2)	at STL	2-0	2

Red Sox Who Pitched Shutouts in Their First Major League Start

(Had Previously Pitched In Relief)

PITCHER	DATE	OPPONENT	SCORE	HITS
Jim Wright	5/6/1978 (G2)	vs. CWS	3-0	7
Russ Kemmerer	7/18/1954 (G1)	vs. BAL	4-0	1
Ben Flowers	8/5/1953	vs. STL	5-0	8

Strikeout Records

Single-Game Strikeout Highs

RANK/PITCHER	SO	DATE/OPP	RANK/PITCHER	SO	DATE/OPP
1. Clemens	20	9/18/1996 at DET	11. Sale (L)	15	5/11/2018 at TOR
Clemens	20	4/29/1986 vs. SEA	Lester (L)	15	5/3/2014 vs. OAK
3. P. Martinez	17	5/6/2000 vs. TB	P. Martinez	15	7/23/2000 vs. CWS
P. Martinez	17	9/10/1999 at NYY	P. Martinez	15	5/12/2000 at BAL
Monbouquette	17	5/12/1961 at WAS	P. Martinez	15	9/4/1999 at SEA
Sale (L)	17	5/14/2019 vs. COL	P. Martinez	15	8/24/1999 at MIN
7. P. Martinez	16	4/8/2001 vs. TB	P. Martinez	15	5/12/1999 vs. SEA
P. Martinez	16	6/4/1999 vs. ATL	P. Martinez	15	5/7/1999 vs. ANA
Clemens	16	7/15/1988 vs. KC (G1)	Clemens	15	7/9/1988 at CWS (G2, 10)
Clemens	16	5/9/1988 at KC	Clemens	15	8/21/1984 vs. KC
			McDermott (L)	15	7/28/1951 vs. CLE (16)
			J. Wood	15	7/7/1911 at STL
			J. Harris	15	9/1/1906 vs. PHA

Single-Game Strikeout Highs by Opponent

RANK/PITCHER	SO	DATE/OPP	RANK/PITCHER	SO	DATE/OPP
1. N. Ryan	19	8/12/1974 at CAL	11. Mussina	15	9/24/2000 vs. BAL
N. Ryan	19	6/14/1974 at CAL (15)	R. Johnson (L)	15	4/10/1998 vs. SEA
J. Coombs	19	9/1/1906 vs. PHA	N. Ryan	15	5/6/1977 vs. CAL
4. R. Waddell (L)	17	9/5/1905 vs. PHA	N. Ryan	15	6/19/1976 at CAL
5. Clemens	16	7/12/1997 vs. TOR	N. Ryan	15	4/30/1974 vs. CAL
N. Ryan	16	7/9/1972 at CAL	M. Lolic (L)	15	10/2/1972 at DET
H. Score (L)	16	5/1/1955 at CLE (G2)	D. Chance	15	6/2/1964 at LAA
J. Harshman (L)	16	7/25/1954 vs. CWS (G1)	C. Pascual	15	4/18/1960 at WAS
B. Feller	16	8/25/1937 at CLE (G1)	E. Walsh	15	8/11/1910 at CWS
R. Waddell (L)	16	7/9/1902 vs. PHA (17)	R. Waddell (L)	15	5/29/1907 at PHA (G2)

Club Fielding Records

+ML record (since 1900) ++tied for ML record *AL record **tied for AL record

Team Fielding, Season

MOST PUTOUTS	4,447 in 2017 (162 games)
FEWEST PUTOUTS (min. 150 games)	3,952 in 1938 (150 games)
MOST ASSISTS.....	2,174 in 1907 (155 games)
FEWEST ASSISTS (min. 150 games)	1,309 in 2017 (162 games)
MOST CHANCES ACCEPTED	6,671 in 1910 (158 games)
FEWEST CHANCES ACCEPTED (min. 150 games)	5,786 in 2021 (162 games)
MOST ERRORS	337 in 1901 (138 games)
FEWEST ERRORS	45 in 2020 (60 games); 66 in 2006 (162 games)
MOST ERRORLESS GAMES.....	108 in 2006 (162 games)
MOST CONSECUTIVE GAMES, without an error.....	18 in 2016 (9/13-10/1)
MOST DOUBLE PLAYS	204 in 1980 (160 games)
FEWEST DOUBLE PLAYS.....	59 in 2020 (60 games); 71 in 1908 (155 games)
MOST CONSECUTIVE GAMES, one or more double plays	25++ (38 double plays), 1951
MOST TRIPLE PLAYS	3++ in 1979 (160 games) and in 1924 (156 games)
MOST PASSED BALLS	37 in 2016 (162 games)
FEWEST PASSED BALLS	3 in 1975 (160 G); 1933 (149 G)
HIGHEST FIELDING PERCENTAGE98910 in 2006 (162 games)
LOWEST FIELDING PERCENTAGE943 in 1901 (138 games)

Triple Plays and Hidden Ball Plays

Recent Red Sox Triple Plays

DATE	OPP.	INN.	BATTER	BASES	DETAILS
8/15/2017	vs. STL	4	Y. Molina	123	Grounder to 3B Devers, touches 3B, to 2B Núñez, to 1B Moreland
8/16/2011	vs. TB (G2)	4	S. Rodriguez	12_	Grounder to 3B Lowrie, touches 3B, to 2B Pedroia, to 1B González
7/8/1994	vs. SEA	6	M. Newfield	12_	Liner caught by SS Valentin, touches 2B, tags runner*
7/28/1979	at TEX	1	A. Oliver	1_3	Pop fly to 2B Brohamer, to 1B Watson, to 3B Hobson
7/23/1979	vs. CAL	8	W. Aikens	123	Liner caught by SS Bureson, touches 2B, to 1B Yastrzemski
5/10/1979	vs. CAL	7	J. Rudi	12_	Pop fly to 2B Remy, to SS Bureson, to 1B Scott
5/25/1972	vs. BAL	4	E. Hendricks	12_	Liner to 1B Josephson, touches 1B, to SS Aparicio who tags runner
7/15/1967	vs. BAL	1	P. Blair	12_	Liner to 3B Foy, to 2B Andrews, to 1B Scott
4/23/1966	vs. CLE	9	M. Alvis	1_3	Grounder to 2B Smith, to SS Petrocelli, to 1B Scott, to C Tillman
8/18/1965	at BAL	1	B. Robinson	12_	Grounder to 3B Malzone, to 2B Mantilla, to 1B Horton, to 3B Malzone
9/28/1963	vs. LAA	7	F. Torres	12_	Bunt to P Smith, to 3B Malzone, to SS Bressoud, to 2B Mantilla (1B)
6/23/1954	at BAL	1	S. Mele	123	Grounder to SS Bolling, to 2B Consolo, to 1B Agganis, to C White

NOTE: The Red Sox have turned 30 triple plays in club history.

* Unassisted triple play, the 2nd in club history, also 1B George Burns on 9/14/23 vs. Cleveland.

Recent Triple Plays by Opponents

DATE	OPP.	INN.	BATTER	BASES	DETAILS
5/22/2017	vs. BAL	8	J. Bradley Jr.	12_	SS Hardy to 2B Schoop, tags runners, touches 2B, to 1B Davis
8/6/2001	vs. TEX	4	S. Hatteberg	12_	Liner to SS Rodriguez, to 2B Velarde, touches 2B, tags runner
6/6/1996	vs. CWS	1	T. Naehring	12_	Grounder to 3B Ventura, touches 3B, to 2B Durham, to 1B Thomas
7/17/1990*	vs. MIN	8	J. Reed	12_	Grounder to 3B Gaetti, touches 3B, to 2B Newman, to 1B Hrbek
7/17/1990*	vs. MIN	4	T. Brunansky	123	Grounder to 3B Gaetti, touches 3B, to 2B Newman, to 1B Hrbek
7/4/1988	at KC	4	J. Rice	12_	Pop fly to CF Wilson, to 2B White, to 1B Brett
4/28/1971	vs. MIL	3	B. Conigliaro	1_3	Grounder to SS Auerbach, to 2B Kubiak, to 1B Hegan, to C Rodriguez
9/4/1966 (G2)	at KCA	1	T. Conigliaro	123	Grounder to SS Campaneris, to 2B Green, to 1B Talton, to C Roof
9/4/1965 (G2)	at NYY	2	B. Tillman	12_	Grounder to 3B Boyer, to 2B Richardson, to 1B Pepitone, to 3B Boyer
4/24/1954	at WAS	3	K. Olson	12_	Bunt pop to P McDermott, to SS Hoderlein, to 1B Sievers
8/29/1953	at CWS	9	K. Olson	12_	Liner to 1B Fain, tags 1B, to SS Carrasquel (2B)

NOTE: The Red Sox have hit into 33 triple plays in club history.

* Red Sox became the first team in Major League history to hit into 2 triple plays in the same game.

Recent Red Sox Hidden Ball Plays

PLAYER, POS	DATE	OPP.	INN.	BASE	DETAILS/BASE RUNNER
Julio Lugo, SS	6/8/2007	at ARI	3	2B	Lugo/A. Callaspo
Steve Lyons, 2B	5/13/1991	vs. CWS	4	2B	Lyons/O. Guillen
Marty Barrett, 2B	9/5/1988	at BAL	4	2B	Flip to J. Reed/J. Traber
Marty Barrett, 2B	7/21/1985	vs. CAL	6	2B	Flip to G. Hoffman/D. DeCinces
Marty Barrett, 2B	7/7/1985	at CAL	2	2B	Barrett/B. Grich
Jackie Gutierrez, SS	8/17/1984	vs. MIN	7	2B	Gutierrez/T. Teufel

NOTE: There have been 18 documented hidden ball plays by Red Sox players. Marty Barrett (see above) and SS Johnny Pesky are the only known Sox to do so more than once. Pesky had 3 hidden ball plays vs. Bill Zuber (1942, WAS), Tommy Henrich (1942, NYY), and Buddy Lewis (1947, WAS). Thanks to Bill Deane of SABR for his research.

Errorless Streaks

Consecutive Games

FIRST BASE

Season: *135 K. Youkilis 4/2-9/30/2007
Career: 238 K. Youkilis 7/5/2006-6/6/2008

SECOND BASE

Season: 73 B. Doerr 6/23-9/19/1948(G2)
Career: 114 D. Pedroia 8/20/2016-7/18/2017

SHORTSTOP

Season: 57 Al. Gonzalez 4/11-6/30/2006
Career: 57 Al. Gonzalez 4/11-6/30/2006

THIRD BASE

Season: 77 R. Petrocelli 6/8-8/29/1971
Career: 77 R. Petrocelli 6/8-8/29/1971

OUTFIELD

Season: 154 J. Ellsbury 4/1-9/28/2011
Career: 290 J. Ellsbury 7/29/2009-9/1/2012

CATCHER

Season: 90 T. Pena 4/10-8/20/1993
Career: 144 P. Daley 6/13/1956-9/10/1958

PITCHER (STARTER)

Season: 47 E. Morris 4/11-9/27/1928
Career: 96 B. Monbouquette 9/9/1962-7/4/1965

PITCHER (RELIEVER)

Season: 76 M. Timlin (15 TC) 4/4-10/2/2004
Career: 257 R. Garces (61 TC) 4/30/1996-7/20/2001

Consecutive Chances

FIRST BASE

Season: *1,300 S. McInnis 5/31-10/2/1921
Career: *2,379 K. Youkilis 7/4/2006-6/6/2008

SECOND BASE

Season: 414 B. Doerr 6/22-9/19/1948(G2)
Career: 436 D. Pedroia 7/29/2009-5/20/2010

SHORTSTOP

Season: 222 V. Stephens 6/4-7/28/1950
Career: 227 R. Petrocelli 8/20/1968-5/30/1969

THIRD BASE

Season: 232 R. Petrocelli 6/8-8/31/1971
Career: 232 R. Petrocelli 6/8-8/31/1971

OUTFIELD

Season: 394 J. Ellsbury 4/1-9/28/2011
Career: 707 J. Ellsbury 7/28/2009-9/3/2012

CATCHER

Season: 640 S. León 5/24-9/30/2018
Career: 1,053 J. Varitek 7/24/2009-9/14/2011

PITCHER (STARTER)

Season: 84 Ja. Russell 4/20-9/26/1929
Career: 160 B. Monbouquette 9/9/1962-7/4/1965

*AL Record

Career Fielding Leaders

Games Played

FIRST BASE

1. G. Scott 988
2. Vaughn 928
3. Todt 852
4. Foxx 807
5. Yastrzemski 765

THIRD BASE

1. Bogs 1,520
2. Malzone 1,335
3. Gardner 929
4. Tabor 789
5. J. Collins 735

CATCHER

1. Varitek 1,488
2. Fisk 990
3. S. White 967
4. Gedman 858
5. Vázquez 651

SECOND BASE

1. Doerr 1,852
2. Pedroia 1,492
3. H. Ferris 983
4. Barrett 906
5. Remy 685

SHORTSTOP

1. Bogaerts 1,192
2. E. Scott 1,093
3. Burleson 1,004
4. Garciparra 956
5. Parent 909

OUTFIELD

1. T. Williams 2,151
2. Evans 2,079
3. Yastrzemski 2,076
4. Hooper 1,637
5. Rice 1,543

Fielding Percentage

FIRST BASE

1. Youkilis997
2. McInnis996
3. Runnels995
4. Yastrzemski994
5. Todt992

SHORTSTOP

1. Bogaerts978
2. Valentin972
3. V. Stephens971
4. Burleson970
5. Petrocelli970

PITCHER

1. Monbouquette985
2. Dobson980
3. F. Sullivan979
4. D. Ferriss979
5. W. Nixon977

SECOND BASE

1. Pedroia991
2. M. Barrett986
3. Ch. Schilling985
4. Jo. Reed984
5. Remy982

CATCHER

1. Vázquez994
2. T. Pena994
3. Varitek994
4. Tillman988
5. R. Ferrell987

NOTE: Min. 200 total chances for pitchers;
min. 400 games for all other positions.

THIRD BASE

1. Lowell972
2. Petrocelli970
3. Pesky963
4. Bogs959
5. Malzone956

OUTFIELD

1. Ellsbury995
2. Da. Lewis992
3. Betts992
4. Bradley Jr.991
5. Damon991

Career Fielding Leaders, Continued

Assists

FIRST BASE

1. J. Foxx.....	614
2. Todt.....	610
3. G. Scott.....	590
4. Vaughn.....	544
5. Yastrzemski.....	512

SECOND BASE

1. Doerr.....	5,710
2. Pedroia.....	4,004
3. H. Ferris.....	3,063
4. M. Barrett.....	2,627
5. Remy.....	1,988

THIRD BASE

1. Boggs.....	2,956
2. Malzone.....	2,824
3. L. Gardner.....	1,821
4. Tabor.....	1,662
5. J. Collins.....	1,573

SHORTSTOP

1. E. Scott.....	3,394
2. Burleson.....	3,240
3. Parent.....	2,979
4. Bogaerts.....	2,972
5. Garciparra.....	2,721

CATCHER

1. Criger.....	877
2. Carrigan.....	854
3. Varitek.....	541
4. S. White.....	482
5. Fisk.....	480

OUTFIELD

1. Hooper.....	260
2. Speaker.....	207
3. Yastrzemski.....	195
4. Du. Lewis.....	180
5. D. Evans.....	151

PITCHER

1. C. Young.....	689
2. Winter.....	466
3. Mays.....	450
4. Dinneen.....	405
5. J. Wood.....	402

Double Plays

FIRST BASE

1. G. Scott.....	815
2. Vaughn.....	785
3. J. Foxx.....	707
4. Todt.....	677
5. Yastrzemski.....	610

SECOND BASE

1. Doerr.....	1,507
2. Pedroia.....	940
3. M. Barrett.....	578
4. Remy.....	466
5. Goodman.....	443

THIRD BASE

1. Boggs.....	299
2. Malzone.....	286
3. Tabor.....	153
4. Petrocelli.....	150
5. Devers.....	124

SHORTSTOP

1. Burleson.....	698
2. Bogaerts.....	613
3. Cronin.....	565
4. Garciparra.....	534
5. E. Scott.....	440

CATCHER

1. S. White.....	79
2. Varitek.....	72
3. Carrigan.....	66
4. Criger.....	62
5. Fisk.....	61

OUTFIELD

1. Speaker.....	64
2. Hooper.....	56
3. D. Evans.....	40
4. Du. Lewis.....	35
5. DiMaggio.....	32

PITCHER

1. B. Stanley.....	38
2. F. Sullivan.....	30
3. W. Nixon.....	27
4. Parnell.....	27
5. Wakefield.....	26

Putouts

FIRST BASE

1. Todt.....	8,676
2. G. Scott.....	8,560
3. Vaughn.....	7,842
4. J. Foxx.....	7,126
5. Yastrzemski.....	6,459

SECOND BASE

1. Doerr.....	4,928
2. Pedroia.....	2,574
3. H. Ferris.....	2,410
4. M. Barrett.....	1,820
5. Goodman.....	1,420

THIRD BASE

1. Malzone.....	1,270
2. Boggs.....	1,165
3. L. Gardner.....	1,008
4. J. Collins.....	968
5. Tabor.....	853

SHORTSTOP

1. E. Scott.....	2,310
2. He. Wagner.....	1,923
3. Parent.....	1,856
4. Burleson.....	1,826
5. Cronin.....	1,767

CATCHER

1. Varitek.....	10,166
2. Vázquez.....	5,315
3. Fisk.....	5,111
4. Gedman.....	4,675
5. S. White.....	4,458

OUTFIELD

1. D. Evans.....	4,255
2. T. Williams.....	4,159
3. Yastrzemski.....	3,941
4. DiMaggio.....	3,859
5. Rice.....	3,103

PITCHER

1. Clemens.....	214
2. Wakefield.....	213
3. Buchholz.....	132
4. Brewer.....	125
5. B. Stanley.....	122

Fielding
Records

Opening Day Starts

POS.	PLAYER	# OF LINEUPS	YEARS
RHP	Roger Clemens	8	1988-94, '96
LHP	Jon Lester	4	2011-14
	Mel Parnell	4	1950, '52-54
C	Jason Varitek	10	2000-09
1B	George Scott	7	1967-68, '70-71, '77-79
	Mo Vaughn	7	1992-98
2B	Bobby Doerr	13	1937-41, '43-44, '46-51
SS	Xander Bogaerts	9	2014-22
3B	Wade Boggs	10	1983-92
LF	Carl Yastrzemski	15	1961-72, '74, '78-79
CF	Dom DiMaggio	9	1941-42, '46-52
RF	Dwight Evans	14	1973, '75-76, '78-87, '89
DH	David Ortiz	11	2004-12, '14, '16

NOTE: Carl Yastrzemski started a club-record 22 Opening Days (15 LF, 4 1B, 2 DH, 1 RF). Jack Rothrock had the most Opening Day positions played with 5 from 1928-32 (SS, 3B, LF, CF, RF). Billy Goodman (1B, 2B, LF, RF), Dwight Evans (1B, RF, CF, DH), and Carl Yastrzemski (1B, LF, RF, DH) started at 4 positions.

Single-Season Fielding Leaders

Putouts

FIRST BASE

1. Todt *1,755, 1926
2. LaChance *1,691, 1904
3. McInnis 1,586, 1920
4. McInnis 1,549, 1921
5. LaChance *1,544, 1902

SECOND BASE

1. Wambsganss *463, 1924
2. Doerr *443, 1950
3. H. Ferris *424, 1907
4. Doerr *420, 1946
5. Doerr *415, 1943

THIRD BASE

1. J. Collins 203, 1901
2. J. Collins *191, 1904
3. Gardner 187, 1914
4. Pesky *184, 1949
5. Lord 181, 1908

SHORTSTOP

1. E. Scott *380, 1921
2. He. Wagner *373, 1908
3. He. Wagner 332, 1912
4. E. Scott *330, 1920
5. Parent 327, 1904

CATCHER

1. Vázquez *1,136, 2021
2. Vázquez 994, 2019
3. Varitek *972, 1999
4. Varitek *937, 2007
5. Varitek 912, 2002

OUTFIELD

1. DiMaggio *503, 1948
2. T. Oliver *477, 1930
3. Piersall *455, 1956
4. Cramer *443, 1936
5. DiMaggio *439, 1942

PITCHER

1. Boyd *42, 1985
2. J. Wood *41, 1912
3. Clemens *31, 1991
4. Monbouquette *31, 1963
5. Wakefield 30, 2005

Fielding Percentage

FIRST BASE

1. Youkilis *1,000, 2007
2. McInnis *999, 1921
3. Ad. González 998, 2012
4. Moreland 998, 2018
5. Ad. González997, 2011

SECOND BASE

1. Pedroia *997, 2014
2. Loretta 994, 2006
3. Pedroia 993, 2013
4. Doerr 993, 1948
5. Pedroia *992, 2012

THIRD BASE

1. Lowell987, 2006
2. Petrocelli *976, 1971
3. Hatten976, 1955
4. Pesky974, 1950
5. Mueller972, 2005

SHORTSTOP

1. Al. Gonzalez *985, 2006
2. S. Drew984, 2013
3. Bogaerts984, 2015
4. Bogaerts983, 2021
5. Bogaerts983, 2022

CATCHER

1. Cerone *1,000, 1988
2. Daley *1,000, 1957
3. Vázquez *999, 2019
4. León 999, 2018
5. Varitek998, 2004

OUTFIELD

1. Bradley Jr. *1,000, 2020
- Ellsbury *1,000, 2011
- Bay *1,000, 2009
- Ellsbury *1,000, 2008
- Yastrzemski *1,000, 1977
- Harrelson *1,000, 1968

PITCHER

1. Eovaldi *1,000, 2021
- Pérez *1,000, 2020
- Lowe *1,000, 2003
- Monbouquette *1,000, 1963
- Parnell *1,000, 1949

Assists

FIRST BASE

1. Buckner *184, 1985
2. Buckner *157, 1986
3. Quintana *137, 1990
4. Stuart *134, 1963
5. Todt *126, 1926

SECOND BASE

1. Wambsganss 494, 1924
2. Doerr *490, 1943
3. Pratt 484, 1922
4. Doerr *483, 1946
5. Doerr 480, 1940

THIRD BASE

1. Malzone 378, 1958
2. Malzone 370, 1957
3. Boggs 368, 1983
4. Malzone 357, 1959
5. Tabor 338, 1939

SHORTSTOP

1. He. Wagner 569, 1908
2. V. Stephens *540, 1948
3. Burleson 528, 1980
4. E. Scott 528, 1921
5. Burleson 523, 1979

CATCHER

1. Criger *156, 1903
2. Criger *147, 1905
3. Carrigan 134, 1910
4. Schang 131, 1919
5. Carrigan 127, 1913

OUTFIELD

1. Speaker *35, 1912
- Speaker *35, 1909
3. Flagstead *33, 1923
4. Speaker *30, 1913
- Hooper *30, 1910

PITCHER

1. Mays *122, 1918
2. Mays *118, 1917
3. Mays 117, 1916
4. J. Wood 110, 1912
5. Tannehill 107, 1904

Double Plays

FIRST BASE

1. York *154, 1946
2. Foxx 153, 1938
3. T. Perez 150, 1980
4. G. Scott 150, 1977
5. Lupien *149, 1943

SECOND BASE

1. Doerr 134, 1949
2. Doerr *132, 1943
3. Doerr 130, 1950
4. Doerr *129, 1946
5. Ch. Schilling 121, 1961

THIRD BASE

1. Pesky *48, 1949
2. Malzone *45, 1961
3. Boggs 40, 1983
4. Malzone *40, 1959
5. Lowell 39, 2006

SHORTSTOP

1. Burleson *147, 1980
2. V. Stephens *128, 1949
3. V. Stephens 115, 1950
4. Garciaparra *113, 1997
5. V. Stephens 113, 1948

CATCHER

1. Ruel *17, 1922
2. Pena *15, 1991
- Walters 15, 1920
- Shang *15, 1919
5. Hatteberg *13, 1997
- Pena 13, 1990
- Gedman 13, 1985
- Fisk 13, 1978
- S. White *13, 1957
- S. White 13, 1956
- Tebbetts 13, 1949

OUTFIELD

1. Speaker *12, 1914
- Speaker *12, 1909
3. Leibold *9, 1921
- Speaker *9, 1912
- Du. Lewis 9, 1910
- C. Stahl *9, 1906

PITCHER

1. Ferriss *10, 1945
2. B. Stanley *8, 1980
- Ehmke 8, 1923
4. Brewer 7, 1958
- Hughson 7, 1942
- B. Weiland 7, 1932
- Bush *7, 1920

* led AL

NOTE: Min. 60 total chances for pitchers; min. 0.5 G/Team G for catchers; min. 0.67 G/Team G for all other positions.

Single-Game Fielding Records

+ML record (since 1900) ++tied for ML record *AL record **tied for AL record

First Base

Putouts (9 inn.) - 21

Bill Sweeney (6/24/1931), Stuffy McInnis (7/19/1918)

Putouts (extra inn.) - 31

Bob Unglaub (20 inn., 7/4/1905-G2)

Assists (9 inn.) - 6

Bill Buckner (6/14/1986), Stuffy McInnis (8/22/1918)

Assists (extra inn.) - 5

Bill Buckner (12 inn., 7/10/1986; 10 inn., 5/10/1985)

Chances accepted (9 inn.) - 22++

Stuffy McInnis (7/19/1918)

Chances accepted (extra inn.) - 32

Bob Unglaub (20 inn., 7/14/1905-G2)

Double plays (9 inn.) - 5

Many players, last: Shaw (4/18/2016)

Double plays (extra inn.) - 6**

Adrian González (17 inn., 5/6/2012)

Second Base

Putouts (9 inn.) - 10

Max Bishop (4/30/1934), Hobe Ferris (5/13/1901)

Putouts (extra inn.) - 11

Hobe Ferris (15 inn., 6/21/1902)

Assists (9 inn.) - 11

Hobe Ferris (9/23/1905-G1)

Assists (extra inn.) - 12

Hobe Ferris (20 inn., 7/4/1905-G2)

Chances accepted (9 inn.) - 16

Bobby Doerr (5/30/1946-G2), Hobe Ferris (5/13/1901)

Chances accepted (extra inn.) - 19

Dustin Pedroia (17 inn., 5/6/2012)

Double plays (9 inn.) - 5

Dustin Pedroia (4/18/2016), Bobby Doerr (8/8/1946-G2)

Double plays (extra inn.) - 5

Dustin Pedroia (17 inn., 5/6/2012)

Third Base

Putouts (9 inn.) - 6

Many players, last: Wade Boggs (5/2/1988)

Putouts (extra inn.) - 6

Harry Lord (11 inn., 7/20/1910)

Assists (9 inn.) - 10

Freddy Sanchez (6/14/2003), Frank Malzone (9/24/1957),

Vern Stephens (5/23/1951)

Assists (extra inn.) - 10

Eddie Foster (13 inn., 5/5/1920)

Chances accepted (9 inn.) - 14**

Rafael Devers (9/8/2019)

Chances accepted (extra inn.) - 14

Jimmy Collins (15 inn., 6/21/1902)

Double plays (9 inn.) - 4++

Wade Boggs (8/9/1985)

Double plays (extra inn.) - 3

Frank Malzone (15 inn., 7/3/1958),

Johnny Tobin (13 inn., 4/29/1945-G2)

Shortstop

Putouts (9 inn.) - 10

Vern Stephens (6/25/1950-G1), Heinie Wagner (7/27/1907)

Putouts (extra inn.) - 8

Rabbit Warstler (15 inn., 7/23/1932-G1), Buddy Myer (12 inn., 6/10/1927), Heinie Wagner (15 inn., 7/3/1913)

Assists (9 inn.) - 11

Rick Burleson (5/7/1977), Eddie Bressoud (9/18/1962), Topper Rigney (7/15/1926-G2)

Assists (extra inn.) - 13

Everett Scott (14 inn., 9/13/1920)

Outfield

Putouts (9 inn.) - 12++

Jacoby Ellsbury, CF (5/20/2009)

Putouts (extra inn.) - 11

Gary Geiger, CF (13 inn., 7/4/1963-G1),

Lu Clinton (15 inn., 7/13/1962)

Assists (9 inn.) - 3

Many players, last: Reggie Smith, RF (9/23/1972)

Assists (extra inn.) - 3

Ted Williams, LF (11 inn., 5/5/1948)

Chances accepted (9 inn.) - 12**

Jacoby Ellsbury, CF (5/20/2009)

Chances accepted (extra inn.) - 11

Gary Geiger, CF (13 inn., 7/4/1963-G1)

Double plays (9 inn.) - 3++

Ira Flagstead, CF (4/19/1926-G2)

Double plays (extra inn.) - 2

Many players, last: Johnny Damon (13 inn., 4/8/2004)

Catchers

Putouts (9 inn.) - 20++

Rich Gedman (4/29/1986)

Putouts (extra inn.) - 23

Christian Vázquez (10 inn., 9/25/2016)

Assists (9 inn.) - 8+

Wally Schang (5/12/1920)

Assists (extra inn.) - 6

Lou Criger (15 inn., 6/21/1902)

Chances accepted (9 inn.) - 20

Bill Haselman (9/18/1996), Rich Gedman (4/29/1986)

Chances accepted (extra inn.) - 23

Christian Vázquez (10 inn., 9/25/2016)

Double plays (9 inn.) - 3

George Bischoff (4/19/1926-G2)

Double plays (extra inn.) - 2

Many players, last: Rich Gedman (14 inn., 6/20/1982)

Pitchers

Putouts (9 inn.) - 5

Al Nipper (9/18/1985), Al Nipper (7/15/1984),

Bill Butland (8/30/1942-G2), Elmer Steele (9/14/1908)

Putouts (extra inn.) - 4

Rob Woodward (12 inn., 10/4/1985), Jim Lonborg (10 inn.,

9/7/1969), Tom Brewer (10 inn., 9/13/1956)

Assists (9 inn.) - 10

Carl Mays (8/26/1916), Jesse Tannehill (4/27/1905)

Assists (extra inn.) - 11

Jack Quinn (14 inn., 4/29/1922)

Chances accepted (9 inn.) - 11

Lloyd Brown (9/13/1933), Jack Russell (5/17/1928),

Babe Ruth (5/4/1918)

Chances accepted (extra inn.) - 12

Carl Mays (17 inn., 7/14/1916)

Double plays (9 inn.) - 3

Walt Masterson (6/25/1950-G2), Joe Heving (8/17/1938-G2)

Double plays (extra inn.) - 2

Many players, last: Jeff Suppan (11 inn., 5/29/1997)

Chances accepted (9 inn.) - 15

Many players, last: Rick Burleson (7/7/1977)

Chances accepted (extra inn.) - 18

Fred Parent (17 inn., 7/9/1902)

Double plays (9 inn.) - 5

Many players, last: Rick Burleson (7/22/1980)

Double plays (extra inn.) - 5

Vern Stephens (11 inn., 5/5/1948)

Miscellaneous Fielding

Position Players Who Have Caught (Since 1972)

PLAYER	GAME	DETAILS
Tzu-Wei Lin	8/13/2020 vs. TB	Was SS; caught 9th
Steve Lyons	9/8/1993 at CWS	PH; caught last of 8th, no chances
Randy Kutchner	6/8/1989 at NYY	PH; (hit 2-out, 2-R 2B in 9th to tie score 7-7); caught 9th, 10th, 11th (1 PO)
Mike Greenwell	7/17/1987 vs. OAK	Was DH; Sox scored 3 R in last of 9th to tie 4-4; caught 10th (3 PO and 1 E)

Pitchers Who Have Played Other Positions

YEAR	PITCHER	POSITIONS	YEAR	PITCHER	POSITIONS
2009	Javier Lopez	P-14, RF-1	1916	Sam Jones	P-12, OF-1
1980	Tom Burgmeier	P-62, LF-1	1913	Charles Hall	P-35, 3B-1
1942	Mike Ryba	P-18, C-3	1910	Charles Hall	P-35, OF-3
1940	Jim Bagby, Jr.	P-36, OF-1		Chris Mahoney	P-2, OF-1
1929	Red Ruffing	P-35, OF-2	1906	Ralph Glaze	P-13, 3B-1
1928	D. MacFayden	P-33, OF-1	1904	Jesse Tannehill	P-32, OF-5
1925	Joe Lucy	P-7, SS-3	1902	Tom Hughes	P-9, OF-3
1921	Joe Bush	P-37, OF-4	1901	Fred Mitchell	P-17, INF-3
1920	Joe Bush	P-35, OF-2		George Cuppy	P-13, OF-4
1919	Babe Ruth	P-17, OF-111, 1B-4		Charles Beville	P-2, 1B-1
1918	Babe Ruth	P-20, OF-59, 1B-13			
	Walt Kinney	P-5, OF-1			

Position Players Who Have Pitched

PITCHER	GAME	SEASON POSITIONS	PITCHING LINE
Reese McGuire	8/23/2022 vs. TOR	C-32	1.0 IP, 0 H, 0 R, 0 ER, 0 BB, 0 SO
Yolmer Sanchez	7/22/2022 vs. TOR	2B-14	1.0 IP, 3 H, 1 R, 1 ER, 0 BB, 0 SO
Jackie Bradley Jr.	7/8/2022 vs. NYY	OF-91	1.0 IP, 1 H, 1 R, 1 ER, 3 BB, 1 SO
Kevin Plawecki	5/1/2022 at BAL	C-58	1.0 IP, 1 H, 0 R, 0 ER, 0 BB, 0 SO
Jonathan Araúz	8/6/2021 at TOR	SS-13, 2B-12, 3B-2	1.0 IP, 2 H, 1 R, 1 ER, 0 BB, 0 SO
Kevin Plawecki	7/29/2021 vs. TOR	C-53, DH-5, 1B-2	1.0 IP, 0 H, 0 R, 0 ER, 0 BB, 0 SO
Christian Arroyo	6/13/2021 vs. TOR	2B-51, DH-2, SS-2, 1B-1	1.0 IP, 1 H, 2 R, 0 ER, 1 BB, 0 SO
Marwin Gonzalez	6/13/2021 vs. TOR	2B-39, 1B-17, 3B-11, LF-12, SS-12, RF-2	1.0 IP, 0 H, 0 R, 0 ER, 0 BB, 0 SO
Tzu-Wei Lin	9/4/2020 vs. BAL	SS-12, 2B-6, LF-4, RF-3, CF-2, C-1, DH-1	1.0 IP, 4 H, 3 R, 3 ER, 0 BB, 0 SO
José Peraza	8/13/2020 vs. TB	2B-27, LF-5, SS-3, 3B-1	0.1 IP, 2 H, 1 R, 1 ER, 0 BB, 0 SO
Kevin Plawecki	8/13/2020 vs. TB	C-20, 1B-2, DH-2	0.2 IP, 0 H, 0 R, 0 ER, 1 BB, 0 SO
Eduardo Núñez	4/5/2019 at ARI	2B-31, 3B-8, SS-6	1.0 IP, 1 H, 1 R, 1 ER, 0 BB, 0 SO
Mitch Moreland	8/25/2017 vs. BAL	1B-138, DH-9	1.0 IP, 2 H, 0 R, 0 ER, 0 BB, 1 SO
Ryan LaMarre	7/2/2016 vs. LAA	LF-2, RF-1	1.0 IP, 2 H, 0 R, 0 ER, 0 BB, 0 SO
Mike Carp	4/24/2014 vs. NYY	1B-20, OF-12, 3B-1	1.0 IP, 0 H, 1 R, 1 ER, 5 BB, 0 SO
Darnell McDonald	5/6/2012 vs. BAL	OF-31, DH-3	1.0 IP, 2 H, 3 R, 3 ER, 2 BB, 0 SO (L)
Darnell McDonald	8/26/2011 vs. OAK	OF-67, DH-8	1.0 IP, 1 H, 2 R, 2 ER, 2 BB, 0 SO
Bill Hall	5/28/2010 vs. KC	OF-65, 2B-51, SS-6, 3B-5	1.0 IP, 0 H, 0 R, 0 ER, 0 BB, 0 SO
Jonathan Van Every	5/8/2010 vs. NYY	OF-21	1.0 IP, 2 H, 2 R, 2 ER, 0 BB, 1 SO
Dusty Brown	9/30/2009 vs. TOR	C-6	1.0 IP, 2 H, 1 R, 1 ER, 0 BB, 1 SO
Nick Green	8/27/2009 vs. CWS	SS-81, 3B-9, 2B-7, OF-3	2.0 IP, 0 H, 0 R, 0 ER, 3 BB, 0 SO
Jonathan Van Every	4/30/2009 at TB	OF-6	0.2 IP, 1 H, 0 R, 0 ER, 1 BB, 0 SO
David McCarty	10/3/2004 at BAL		2.0 IP, 1 H, 0 R, 0 ER, 0 BB, 3 SO
David McCarty	6/12/2004 vs. LA		1.0 IP, 0 H, 0 R, 0 ER, 0 BB, 1 SO
David McCarty	4/9/2004 vs. TOR	1B-67, OF-17	0.2 IP, 1 H, 1 R, 1 ER, 1 BB, 0 SO
Mike Benjamin	6/21/1997 at DET	1B-4, 2B-5, 3B-19, SS-19	1.0 IP, 0 H, 0 R, 0 ER, 0 BB, 0 SO
Andy Tomberlin	5/20/1994 at MIN	OF-11, DH-1	2.0 IP, 1 H, 0 R, 0 ER, 1 BB, 1 SO
Steve Lyons	7/21/1991 vs. MIN	OF-47, INF-31	1.0 IP, 2 H, 0 R, 0 ER, 0 BB, 1 SO
Danny Heep	5/25/1990 at MIN	OF-14, 1B-5	1.0 IP, 4 H, 1 R, 1 ER, 0 BB, 0 SO
George Schmees	9/17/1952 at STL		2.0 IP, 4 H, 2 R, 2 ER, 0 BB, 0 SO
George Schmees	9/20/1952 at WAS	OF-38, 1B-2	4.0 IP, 5 H, 0 R, 0 ER, 2 BB, 2 SO
Eddie Lake	7/16/1944 at NYY	INF-45	2.0 IP, 2 H, 3 R, 1 ER, 1 BB, 0 SO, 2 HB
Eddie Lake	7/9/1944 vs. CLE-G1		3.0 IP, 5 H, 3 R, 3 ER, 2 BB, 3 SO
Eddie Lake	7/5/1944 vs. DET		6.0 IP, 6 H, 3 R, 3 ER, 2 BB, 1 SO
Eddie Lake	6/23/1944 vs. WAS		4.0 IP, 3 H, 1 R, 1 ER, 3 BB, 1 SO, 1 HB
Eddie Lake	6/2/1944 at DET		2.0 IP, 0 H, 0 R, 0 ER, 1 BB, 1 SO
Eddie Lake	5/17/1944 vs. STL-G2		2.1 IP, 4 H, 3 R, 1 ER, 2 BB, 1 SO
Ted Williams	8/24/1940 vs. DET-G1	OF-143	2.0 IP, 3 H, 1 R, 1 ER, 0 BB, 1 SO
Jimmie Foxx	8/6/1939 vs. DET	1B-123	1.0 IP, 0 H, 0 R, 0 ER, 0 BB, 1 SO
Doc Cramer	8/30/1938 vs. STL	OF-140	4.0 IP, 3 H, 2 R, 2 ER, 3 BB, 1SO
Robert Reeves	9/7/1931 vs. WAS	2B-29	7.1 IP, 6 H, 3 R, 3 ER, 1 BB, 0 SO
Jack Rothrock	9/24/1928 at DET	OF-53, INF-49	1.0 IP, 0 H, 0 R, 0 ER, 0 BB, 0 SO
Doug Taft	7/25/1928 at CLE	OF-139	1.0 IP, 2 H, 3 R, 3 ER, 2 BB, 1 SO
Henry Eibel	7/7/1920 at PHA-G1	OF-5, 1B-1	4.2 IP, 5 H, 2 R, 2 ER, 1 BB, 1 SO
Henry Eibel	7/2/1920 vs. WAS		2.0 IP, 1 H, 0 R, 0 ER, 1 BB, 1 SO
Henry Eibel	6/22/1920 at CLE		3.1 IP, 4 H, 2 R, 2 ER, 1 BB, 3 SO
Tris Speaker	10/7/1914 vs. WAS	OF-156, 1B-1	1.0 IP, 2 H, 1 R, 1 ER, 0 BB, 0 SO
Duffy Lewis	10/3/1913 at WAS-G2	OF-142	1.0 IP, 3 H, 2 R, 2 ER, 0 BB, 1 SO
Harry Hooper	10/3/1913 at WAS-G2	OF-147	2.0 IP, 2 H, 0 R, 0 ER, 1 BB, 0 SO

POSTSEASON



BOSTON



RED SOX

Red Sox in the Postseason

The Red Sox have won 4 of the last 19 World Series titles (2004, 2007, 2013, 2018), Major League Baseball's most since 2000. The Sox' 9 World Series titles are tied with the Athletics for 3rd all-time behind the Yankees (27) and Cardinals (11).

The Red Sox are 108-91-1 all-time in postseason play, having advanced to the postseason 25 times in 122 American League seasons (1901-2022), including 11 times in the last 20 years. Boston is 24-16 in 40 postseason series, having gone 8-6 in 14 trips to the AL Division Series (26-26 in Division Series play), 6-6 in 12 trips to the AL Championship Series (32-36 in Championship Series play), and 9-4 in 13 trips to the World Series (49-29-1 in World Series games). Each of the Red Sox' 4 series losses in the Fall Classic was a 7-game set (1946, '67, '75, '86).

The Boston Americans, who became the Red Sox in 1908, won the 1st World Series ever held (1903), 1 of only 4 best-of-9 Series to be played (again in 1919-21). By beating the Pittsburgh Pirates of the more established National League, they caused such an embarrassment that the NL refused to participate the following year when the Red Sox repeated as AL Champions.

Boston set a Major League record with an 8-game winning streak to close out its run to the World Championship in 2004 (matched in 2005 by the Chicago White Sox, who won their final 8 games en route to the Championship). The Red Sox also had a 7-game winning streak starting from Game 5 of the 2007 ALCS through their World Series win in 2007.

The Red Sox are 58-39-1 in postseason home games, including 51-37-1 at Fenway Park. They also hosted World Series games at the Huntington Avenue Grounds in 1903 and at Braves Field in 1915 and 1916. The Sox clinched World Series titles at home in 1903 at the Huntington Avenue Grounds, in 1912 during Fenway Park's inaugural season, in 1916 at Braves Field, and in 1918 and 2013 at Fenway Park.

Red Sox in the Wild Card Round

YEAR	OPPONENT	WINNER	W-L	SCORES
2021	New York Yankees	RED SOX	1-0	W 6-2

Red Sox in the Division Series

YEAR	OPPONENT	WINNER	W-L	SCORES
1995	Cleveland Indians	Indians	0-3	@ L 4-5 (13), @ L 0-4, L 2-8
1998	Cleveland Indians	Indians	1-3	@ W 11-3, @ L 5-9, L 3-4, L 1-2
1999	Cleveland Indians	RED SOX	3-2	@ L 2-3, @ L 1-11, W 9-3, W 23-7, @ W 12-8
2003	Oakland Athletics	RED SOX	3-2	@ L 4-5 (12), @ L 1-5, W 3-1 (11), W 5-4, @ W 4-3
2004	Anaheim Angels	RED SOX	3-0	@ W 9-3, @ W 8-3, W 8-6 (10)
2005	Chicago White Sox	White Sox	0-3	@ L 2-14, @ L 4-5, L 3-5
2007	Los Angeles Angels	RED SOX	3-0	W 4-0, W 3-6, @ W 9-1
2008	Los Angeles Angels	RED SOX	3-1	@ W 4-1, @ W 7-5, L 4-5 (12), @ W 3-2
2009	Los Angeles Angels	Angels	0-3	@ L 0-5, @ L 1-4, L 6-7
2013	Tampa Bay Rays	RED SOX	3-1	W 12-2, W 7-4, @ L 4-5, @ W 3-1
2016	Cleveland Indians	Indians	0-3	@ L 4-5, @ L 0-6, L 3-4
2017	Houston Astros	Astros	1-3	@ L 2-8, @ L 2-8, W 10-3, L 4-5
2018	New York Yankees	RED SOX	3-1	W 5-4, L 2-6, @ W 16-1, @ W 4-3
2021	Tampa Bay Rays	RED SOX	3-1	@ L 0-5, @ W 14-6, W 6-4 (13), W 6-5

Red Sox in the ALCS

YEAR	OPPONENT	WINNER	W-L	SCORES
1975	Oakland Athletics	RED SOX	3-0	W 7-1, W 6-3, @ W 5-3
1986	California Angels	RED SOX	4-3	L 1-8, W 9-2, @ L 3-5, @ L 3-4 (11), @ W 7-6 (11), W 10-4, W 8-1
1988	Oakland Athletics	Athletics	0-4	L 1-2, L 3-4, @ L 6-10, @ L 1-4
1990	Oakland Athletics	Athletics	0-4	L 1-9, L 1-4, @ L 1-4, @ L 2-3
1999	New York Yankees	Yankees	1-4	@ L 3-4 (10), @ L 2-3, W 13-1, L 2-9, L 1-6
2003	New York Yankees	Yankees	3-4	@ W 5-2, @ L 2-6, L 3-4, W 3-2, L 2-4, @ W 9-6, @ L 5-6 (11)
2004	New York Yankees	RED SOX	4-3	@ L 7-10, @ L 1-3, L 8-19, W 6-4 (12), W 5-4 (14), @ W 4-2, @ W 10-3
2007	Cleveland Indians	RED SOX	4-3	W 10-3, L 6-13 (11), @ L 2-4, @ L 3-7, @ W 7-1, W 12-2, W 11-2
2008	Tampa Bay Rays	Rays	3-4	@ W 2-0, @ L 8-9 (11), L 1-9, L 4-13, W 8-7, W 4-2, @ L 1-13
2013	Detroit Tigers	RED SOX	4-2	L 0-1, W 6-5, @ W 1-0, @ L 3-7, @ W 4-3, W 5-2
2018	Houston Astros	RED SOX	4-1	L 2-7, W 7-5, @ W 8-2, @ W 8-6, @ W 4-1
2021	Houston Astros	Astros	2-4	@ L 4-5, @ W 9-5, W 12-3, L 2-9, L 1-9, @ L 0-5

Red Sox in the World Series

YEAR	OPPONENT	WINNER	W-L	SCORES
1903	Pittsburg Pirates	BOSTON	5-3	L 3-7, W 3-0, L 2-4, L 4-5, @ W 11-2, @ W 6-3, @ W 7-3, W 3-0
1912	New York Giants	RED SOX	4-3-1	@ W 4-3, T 6-6 (11), L 1-2, @ W 3-1, W 2-1, L @ 2-5, L 4-11, W 3-2 (10)
1915	Philadelphia Phillies	RED SOX	4-1	@ L 1-3, @ W 2-1, W 2-1, W 2-1, @ W 5-4
1916	Brooklyn Dodgers	RED SOX	4-1	W 6-5, W 2-1 (14), @ L 3-4, @ W 6-2, W 4-1
1918	Chicago Cubs	RED SOX	4-2	@ W 1-0, @ L 1-3, @ W 2-1, W 3-2, L 0-3, W 2-1
1946	St. Louis Cardinals	Cardinals	3-4	@ W 3-2 (10), @ L 0-3, W 4-0, L 3-12, W 6-3, @ L 1-4, @ L 3-4
1967	St. Louis Cardinals	Cardinals	3-4	L 1-2, W 5-0, @ L 2-5, @ L 0-6, @ W 3-1, W 8-4, L 2-7
1975	Cincinnati Reds	Reds	3-4	W 6-0, L 2-3, @ L 5-6 (10), @ W 5-4, @ L 2-6, W 7-6 (12), L 3-4
1986	New York Mets	Mets	3-4	@ W 1-0, @ W 9-3, L 1-7, L 2-6, W 4-2, @ L 5-6 (10), @ L 5-8
2004	St. Louis Cardinals	RED SOX	4-0	W 11-9, W 6-2, @ W 4-1, @ W 3-0
2007	Colorado Rockies	RED SOX	4-0	W 13-1, W 2-1, @ W 10-5, @ W 4-3
2013	St. Louis Cardinals	RED SOX	4-2	W 8-1, L 2-4, @ L 4-5, @ W 4-2, @ W 3-1, @ W 6-1
2018	Los Angeles Dodgers	RED SOX	4-1	W 8-4, W 4-2, @ L 2-3 (18), @ W 9-6, @ W 5-1

Red Sox Postseason Record by Opponent

(Series records in parentheses)

Franchise	ALWC	ALDS	ALCS	WS	Total
Chicago (AL)	--	0-3 (0-1)	--	--	0-3 (0-1)
Chicago (NL)	--	--	--	4-2 (1-0)	4-2 (1-0)
Cincinnati	--	--	--	3-4 (0-1)	3-4 (0-1)
Cleveland	--	4-11 (1-3)	4-3 (1-0)	--	8-14 (2-3)
Colorado	--	--	--	4-0 (1-0)	4-0 (1-0)
Detroit	--	--	4-2 (1-0)	--	4-2 (1-0)
Houston	--	1-3 (0-1)	6-5 (1-1)	--	7-8 (1-2)
Los Angeles (AL)	--	9-4 (3-1)	4-3 (1-0)	--	13-7 (4-1)
Los Angeles (NL)	--	--	--	8-2 (2-0)	8-2 (2-0)
New York (AL)	1-0 (1)	3-1 (1-0)	8-11 (1-2)	--	12-12 (3-2)
New York (NL)	--	--	--	3-4 (0-1)	3-4 (0-1)
Oakland	--	3-2 (1-0)	3-8 (1-2)	--	6-10 (2-2)
Philadelphia	--	--	--	4-1 (1-0)	4-1 (1-0)
Pittsburgh	--	--	--	5-3 (1-0)	5-3 (1-0)
St. Louis	--	--	--	14-10 (2-2)	14-10 (2-2)
San Francisco	--	--	--	4-3-1 (1-0)	4-3-1 (1-0)
Tampa Bay	--	6-2 (2-0)	3-4 (0-1)	--	9-6 (2-1)
Totals	1-0 (1)	26-26 (8-6)	30-32 (6-5)	49-29-1 (9-4)	108-91-1 (24-16)

Most World Series Titles (1903-2022)

Franchise (Current Name)	Titles	Years
New York Yankees	27	1923, '27-28, '32, '36-39, '41, '43, '47, '49-53, '56, '58, '61-62, '77-78, '96, '98-99, 2000, '09
St. Louis Cardinals	11	1926, '31, '34, '42, '44, '46, '64, '67, '82, 2006, '11
Boston Red Sox	9	1903, '12, '15-16, '18, 2004, '07, '13, '18
Oakland Athletics	9	1910-11, '13, '29-30, '72-74, '89
San Francisco Giants	8	1905, '21-22, '33, '54, 2010, '12, '14
Los Angeles Dodgers	7	1955, '59, '63, '65, '81, '88, 2020
Cincinnati Reds	5	1919, '40, '75-76, '90
Pittsburgh Pirates	5	1909, '25, '60, '71, '79
Atlanta Braves	4	1914, '57, '95, 2021
Detroit Tigers	4	1935, '45, '68, '84
Baltimore Orioles	3	1966, '70, '83
Chicago Cubs	3	1907, '08, 2016
Chicago White Sox	3	1906, '17, 2005
Minnesota Twins	3	1924, '87, '91
Cleveland Guardians	2	1920, '48
Houston Astros	2	2017, '22
Kansas City Royals	2	1985, 2015
Miami Marlins	2	1997, 2003
New York Mets	2	1969, '86
Philadelphia Phillies	2	1980, 2008
Toronto Blue Jays	2	1992, '93
Arizona Diamondbacks	1	2001
Los Angeles Angels	1	2002
Washington Nationals	1	2019
Colorado Rockies	0	
Milwaukee Brewers	0	
San Diego Padres	0	
Seattle Mariners	0	
Tampa Bay Rays	0	
Texas Rangers	0	

Red Sox in
the Postseason

Red Sox Postseason Batting Leaders, Top 5 All-Time

Series Played

David Ortiz	14
Jason Varitek	14
Xander Bogaerts	11
Dustin Pedroia	11
3 players tied	9

Games Played

David Ortiz	76
Jason Varitek	63
Dustin Pedroia	51
Xander Bogaerts	44
Manny Ramirez	43

Plate Appearances

David Ortiz	340
Jason Varitek	252
Dustin Pedroia	234
Manny Ramirez	199
Xander Bogaerts	181

At-Bats

David Ortiz	275
Jason Varitek	228
Dustin Pedroia	206
Manny Ramirez	165
Xander Bogaerts	160

Runs Scored

David Ortiz	51
Jason Varitek	37
Dustin Pedroia	32
Manny Ramirez	29
Jacoby Ellsbury	26

RBI

David Ortiz	57
Manny Ramirez	38
Jason Varitek	33
Xander Bogaerts	26
Dustin Pedroia	25

Hits

David Ortiz	80
Jason Varitek	54
Manny Ramirez	53
Dustin Pedroia	48
Jacoby Ellsbury	40

Singles

David Ortiz	42
Manny Ramirez	36
Dustin Pedroia	29
Jason Varitek	29
Jacoby Ellsbury	27

Doubles

David Ortiz	19
Dustin Pedroia	14
Jason Varitek	12
Jacoby Ellsbury	11
Trot Nixon	10

Triples

Buck Freeman	3
Freddy Parent	3
Tris Speaker	3
Chick Stahl	3
8 players tied	2

Home Runs

David Ortiz	17
Manny Ramirez	11
Jason Varitek	11
Rafael Devers	8
Nomar Garciaparra	7

Extra-Base Hits

David Ortiz	38
Jason Varitek	25
Dustin Pedroia	19
Manny Ramirez	17
Kevin Youkilis	16

Walks

David Ortiz	59
Manny Ramirez	31
Dustin Pedroia	23
Xander Bogaerts	19
3 players tied	15

Stolen Bases

Jacoby Ellsbury	11
Johnny Damon	8
6 players tied	3

Batting Average*

Jose Offerman	.429
Kiké Hernández	.408
Carl Yastrzemski	.369
Spike Owen	.366
John Valentin	.347

On-Base Percentage*

Jose Offerman	.520
Spike Owen	.460
Jason Bay	.452
Carl Yastrzemski	.447
Kiké Hernández	.423

Slugging Percentage*

Kiké Hernández	.837
John Valentin	.639
Nomar Garciaparra	.625
Carl Yastrzemski	.600
J.D. Martinez	.585

OPS*

Kiké Hernández	1.260
Jose Offerman	1.091
Carl Yastrzemski	1.047
John Valentin	1.046
Nomar Garciaparra	1.016

Total Bases

David Ortiz	154
Jason Varitek	103
Manny Ramirez	92
Dustin Pedroia	77
Kevin Youkilis	63

Times on Base

David Ortiz	141
Manny Ramirez	84
Dustin Pedroia	73
Jason Varitek	73
Xander Bogaerts	56

*Min. 50 PA

Red Sox Postseason Pitching Leaders, Top 5 All-Time

Series Played

Tim Wakefield	10
Mike Timlin	9
Jon Lester	8
Derek Lowe	8
Pedro Martinez	8

Appearances

Mike Timlin	28
Alan Embree	19
Jonathan Papelbon	18
Derek Lowe	17
Hideki Okajima	17

Games Started

Jon Lester	11
Pedro Martinez	11
Roger Clemens	9
Tim Wakefield	9
Josh Beckett	8
Curt Schilling	8

Relief Appearances

Mike Timlin	28
Alan Embree	19
Jonathan Papelbon	18
Hideki Okajima	17
Ryan Brasier	16

Earned Run Average*

Joe Dobson	0.00
Hugh Bedient	0.50
Koji Uehara	0.57
Keith Foulke	0.64
Babe Ruth	0.87

Wins

Jon Lester	6
Pedro Martinez	6
Curt Schilling	6
Josh Beckett	5
Nathan Eovaldi	4
Derek Lowe	4

Losses

Tim Wakefield	7
Jon Lester	4
Derek Lowe	4
Bret Saberhagen	3
Calvin Schiraldi	3

Saves

Jonathan Papelbon	7
Koji Uehara	7
Keith Foulke	3
Scott Williamson	3
Dick Drago	2
Calvin Schiraldi	2

Strikeouts

Pedro Martinez	80
Jon Lester	68
Josh Beckett	52
Chris Sale	47
Tim Wakefield	47

Innings Pitched

Pedro Martinez	79.1
Jon Lester	76.2
Derek Lowe	62.0
Roger Clemens	55.2
Tim Wakefield	54.0

Opponent AVG*

Joe Dobson	.091
Dutch Leonard	.133
Keith Foulke	.140
Jonathan Papelbon	.154
Koji Uehara	.154

WHIP

Koji Uehara	0.51
Joe Dobson	0.55
Dutch Leonard	0.67
Jim Lonborg	0.67
Tanner Houck	0.68
Joe Kelly	0.68

*Min. 10.0 IP

PLAYER DEVELOPMENT



BOSTON



RED SOX


Player Development Staff



Brian Abraham, Director, Player Development

Brian begins his 3rd season as Director, Player Development after 2 seasons as Director, Minor League Operations (2019-20) and 4 seasons as Assistant Director, Player Development (2015-18). A native of Worcester, MA, he also spent 2013-14 with the Red Sox as a Major League Staff Assistant and bullpen catcher. Prior to joining the organization, the Holy Cross graduate and baseball player spent 6 years with the Toronto Blue Jays (2007-12), primarily working in advance scouting and video operations while traveling with the Major League team.

Brian and his wife, Natalie, live in Framingham, MA with their son, Logan, and daughter, Elizabeth.



Chris Stasio
Assistant Director,
Player Development



Andrew Wright
Field Coordinator



Shawn Haviland
Director,
Pitching Development



Jason Ochart
Director,
Hitting Development &
Program Design

ADDITIONAL PLAYER DEVELOPMENT STAFF



Patrick McLaughlin
Manager,
Minor League Operations



Ryan Jackson
Special Assistant,
Player Development



Stephen Aluko
Assistant, Florida
Baseball Operations



David Besky
Coordinator,
Player Development



Sam Denomme
Minor League Assistant,
Baseball Systems



Jordan Elkary
Coordinator, Baseball
Development



Mike Stelmach
Minor League
Equipment Manager



RJ Warner
Minor League Assistant
Equipment Manager

Scouting Staff



Gus Quattlebaum, Vice President, Scouting Development & Integration

Gus begins his 2nd season as Vice President, Scouting Development & Integration after 5 seasons as Vice President, Professional Scouting (2017-21). He previously served as Director, Professional Scouting in 2016, and in 2015 he held the role of Assistant Director, Professional and International Scouting. An Andover, MA native, Gus originally joined the club in 2006 as a professional scout, and then spent 5 years as Assistant Director, Amateur Scouting from 2010-14. The Davidson College graduate began his baseball career as a player development intern for the Montreal Expos in 1998. Before coming to the Red Sox, Quattlebaum served as a scout in the New York Yankees (1999-2003) and Baltimore Orioles (2004-06) organizations.



Mike Rikard, Vice President, Scouting

Mike was named Vice President, Scouting in September 2019 and plays a key role across all scouting departments in the organization. Prior to that promotion, he spent 3 seasons as Vice President, Amateur Scouting (2017-19) and 2 seasons as Scouting Director (2015-16). During that time, he led a staff that drafted Andrew Benintendi, Bobby Dalbec, Tanner Houck, Jarren Duran, and Triston Casas, amongst others. He previously served as a Regional and National Crosschecker (2004-12) and Scouting Coordinator (2013-14). During that time, he played a key role in the drafting of current MLB stars including Mookie Betts, Jackie Bradley Jr., Christian Vázquez, Anthony Rizzo, and Josh Reddick. Prior to that, he worked as an assistant baseball coach at Wake Forest University (1995-99) and also served as manager of the Cape Cod League Bourne Braves in the summers of 1999 and 2000.

Mike and his wife, Amber, reside in Raleigh, NC with their children, Keaton, Emery and Culley.



Paul Toboni, Vice President, Amateur Scouting & Player Development

Paul begins his 1st season as Vice President, Amateur Scouting & Player Development after 3 seasons as Director, Amateur Scouting (2020-22). Prior to overseeing the Draft, Paul served as Assistant Director, Amateur Scouting from 2017-19 and played an instrumental role in numerous signings including Tanner Houck and Triston Casas. After earning his MBA from the University of Notre Dame, he joined the Red Sox organization as a baseball operations intern in 2015 and served as an amateur scout in 2016.

A San Francisco, CA native, he is a graduate of the University of California, Berkeley, where he played baseball and was a member of the historic 2011 team that reached the College World Series. Paul lives in Charlestown with his wife, Danielle, and their three children, J.C., Patrick, and Sonny.



Harrison Slutsky, Director, Professional Scouting

Harrison begins his 5th season as Director, Professional Scouting after 2 years as an assistant director in the same department. The Canton, MA native began his Red Sox career as a Baseball Operations intern in 2012 before spending the next 4 seasons working in Advance Scouting: Advance Scouting intern in 2013; Assistant, Advance Scouting in 2014-15; and Coordinator, Advance Scouting in 2016. Prior to joining the organization, Harrison graduated from Columbia University, where he pitched on the baseball team.



Devin Pearson, Director, Amateur Scouting

Devin begins his 1st season as Director, Amateur Scouting after serving as Assistant Director, Amateur Scouting from 2019-22. He previously served as Assistant, Amateur Scouting from 2017-19. Devin joined the organization as a professional scouting intern in 2017.

Scouting Staff, Continued



Alberto Mejia, Director, Latin American Operations

Alberto begins his 1st season as Director, Latin American Operations. He previously served as the Assistant Director, Latin American Operations in 2022, and Coordinator of Latin American Operations in 2021. Since joining the Red Sox as a Dominican Academy intern in 2016, Mejia has held roles related to international scouting and player development in the Dominican Republic, Fort Myers, and Boston.




Jake Bruml
Coordinator,
Amateur Scouting



Marcus Cuellar
Manager,
International Scouting



Mark Heil
Assistant Director,
Professional Scouting



Mark Sluys
Assistant,
Amateur Scouting



Margaret Zimmer
Assistant,
Professional Scouting

Special Assignment Scouts



Steve Peck
Special Assignment Scout



Mark Wasinger
Special Assistant,
Player Personnel

Amateur Scouts & Territories



Paul Fryer
Hitting
Crosschecker



John Booher
Hitting
Crosschecker



Jim Robinson
National Scouting
Supervisor



Fred Petersen
National Scouting
Supervisor



Ray Fagnant
Northeast



Chris Becerra
Special Assistant, Amateur &
International Scouting



Justin Horowitz
Special Assistant,
Amateur Scouting



Stephen Hargett
Crosschecker



Tom Kotchman
Florida
Crosschecker



Dan Madsen
National
Crosschecker



JJ Altobelli
S. California, Hawaii



Spencer Brown
N. Carolina,
S. Carolina



Lee Bryant
S. Texas, S. Louisiana



Matt Davis
Ohio Valley



Eric Gatewood
Associate Scout,
N. California



Reed Gragnani
Hitting Crosschecker




Todd Gold
Regional Scouting
Supervisor



Kirk Fredriksson
E. Tennessee,
Georgia



Lloyd Hill
S. California,
S. Nevada




Josh Labandeira
N. California,
N. Nevada




Carl Moesche
Pacific Northwest



Chris Reilly
N. Texas,
N. Louisiana, AR, OK




Dante Ricciardi
N. Florida



Wallace Rios
Mid Atlantic,
Puerto Rico



Willie Romay
S. Florida



Matthew Tulley
Associate Scout,
S. California



Danny Watkins
AL, MS, TN



Vaughn Williams
AZ, CO, NM, UT



Alonzo Wright
Upper Midwest

Part-Time Amateur Scouts & Territories



Tim Martin
Ohio Valley



Terry Sullivan
Illinois

Professional Scouts



Chris Calciano
Professional Scout



Jim Cuthbert
Professional/Advance Scout



Joseph Curtis
Professional Scout



Nate Field
Professional Scout



Blair Henry
Professional Scout



Mark Kiefer
Professional Scout




Steve Langone
Professional Scout



Dana LeVangie
Professional Scout



Matt Mahoney
Professional Scout



Donovan May
Professional Scout



Josh Ockimey
Professional Scout



Josh Tobias
Professional Scout



Anthony Turco
Professional Scout



Kyri Washington
Professional Scout

Not Pictured:
David Scrivines,
Part-time
Professional Scout



Todd Claus, Co-Director, International Scouting

Todd begins his 19th season in the Red Sox organization in 2023, his 5th as Co-Director, International Scouting. He began his tenure as a manager with Single-A Sarasota in 2004 and Double-A Portland from 2005-06 before entering scouting as a Major League advance scout in 2007. He also served as Latin American Coordinator and International Crosschecker from 2010-16 before being promoted to Global Scouting Supervisor in December 2016. A graduate of the University of North Florida with a degree in management, Todd spent 12 seasons in the Angels organization before joining Boston, including 3 seasons as an infielder in the club's minor league system.



Rolando Pino, Co-Director, International Scouting

Rolando was promoted to Co-Director, International Scouting in November 2018 after serving as Latin American Scouting Coordinator for 2 years and as an International Crosschecker for the previous 5 years. Prior to joining Boston, he spent 9 seasons as a scout for the Cubs (2003-09) and Pirates (2010-11). Rolando also served as a coach in the Venezuelan Winter League for 4 seasons (1998-2000, '02). Pino played parts of 9 minor league seasons with CWS (1982-87), TOR (1988), MIN (1989), ATL (1990), and MIL (1990), earning recognition by Baseball America as the best fielding shortstop in the Midwest League in 1983. He finished his playing career in the inaugural season of professional baseball in Taiwan in 1990. Pino then spent 12 years as a coach and manager for the Blue Jays, earning Manager of the Year honors with Medicine Hat in the Rookie-level Pioneer League in 1998 and with Hagerstown in the Single-A South Atlantic League in 1999. A native of Miami Springs, FL, he was selected by the Chicago White Sox in the 2nd round of the June Draft in 1982.

International Scouts & Territories



Jason Karegeannes
International
Crosschecker



Greg Schilz
International
Crosschecker



Hector Rincones
Venezuela Scouting
Coordinator



Brett Ward
Coordinator, Pacific
Rim Operations




Manny Nanita
Dominican Republic
Supervisor



Jonathan Cruz
Dominican Republic
Asst. Supervisor



Fesar Affanis
Scouting Assistant,
Venezuela



Fausto Breton
Scouting Assistant,
Dominican Republic



Jose Britto
Cuba Consultant



Juan Carlos Calderon
Dominican Republic



Alfredo Castellon
Colombia



Dominique Collie Jr.
Bahamas



Luis Cordoba
Panama



Ernesto Gomez
Venezuela



John Kim
Korea



Matias Laureano
Dominican Republic



Won-Sang Lee
Korea



Louie Lin
Taiwan



Wilder Lobo
Venezuela



Kento Matsumoto
Japan



Esau Medina
Dominican Republic



Rafael Mendoza
Nicaragua



Ramon Mora
Venezuela



Jorge Moreno
Venezuela




Cesar Morillo
Venezuela




Rafael Motooka
Brazil



Dennis Neuman
Aruba/Curacao



Carlos Ocando
Venezuela



Alex Requena
Venezuela



Rene Saggiadi
Europe



Luis Sosa
Scouting Assistant,
Dominican Republic



Sotero Torres
Mexico



Cesar Zamora
Scouting Assistant,
Venezuela

Minor League Coordinators & Instructors



Tyson Blaser
Catching Coordinator



Dan DeLucia
Minor League
Rehab Pitching Coach



Darreb Fenster
Infield Coordinator



Glenn (Goose) Gregson
Player Development
Pitching Advisor



Chris Mears
Pitching Coordinator



Walter Miranda
Latin American Pitching &
Rehab Coordinator



Nick Otte
Pitching Coordinator



Hilda Ramirez
Coordinator,
Player Education



Harry Roberson
Hitting Coordinator



John Soteropulos
Roving Complex
Hitting Coach



Ralph Treuel
Player Development
Pitching Advisor



Corey Wimberly
Outfield and Baserunning
Coordinator



Jose Zapata
Latin American
Field Coordinator



Lance Zaeadzki
Hitting Coordinator

Sports Medicine and Performance



Kevin Avilla
Minor League
Rehab Coordinator



Jeffrey Dolan,
Assistant Strength &
Conditioning Coordinator/
Specialist



Joel Harris
Minor League
Athletic Training
Coordinator



Phil Milan
Assistant Minor League
Athletic Training
Coordinator



Andrew Rigney
Minor League
Physical Therapist



Kirby Retzer
Strength and Conditioning
Coordinator

ADDITIONAL SPORTS MEDICINE AND PERFORMANCE STAFF




Dr. Brian Busconi
Head Minor League Physician




Scott Riewald
Manager, MiLB Performance




Daniel Abroms
Mental Skills Coordinator



Gabriela Alfonso
Minor League Sports Dietician



Jake Chaplin
Mental Skills Coordinator



Amanda Gordon
Sports Science Assistant




Oscar Gutierrez
Latin American
Mental Skills Coordinator



Rob Gray
Skill Acquisition Specialist




Iain Cleland
Sports Science Assistant
Coordinator



Caleigh Hall
Motion Analysis Assistant



Jonathan Jenkins
Behavioral Health
Psychologist



Michael Persichilli
Minor League Sports
Dietician Assistant



Adan Severino
Mental Skills Coordinator



Corby Sidebottom
Sports Science Assistant

Player Development Consultants



Dick Berardino



Dwight Evans



Tommy Harper



Carl Yastrzemski

Special Assignment Instructors



Jim Rice



Luis Tiant

2022 MLB First-Year Player Draft

Rd.	Name	Pos.	School	Hometown
1	Mikey Romero	INF	Orange Lutheran HS (CA)	Menifee, CA
2	Cutter Coffey	INF	Liberty HS (CA)	Bakersfield, CA
2C	Roman Anthony	OF	Marjory Stoneman Douglas HS (FL)	Parkland, FL
3	Dalton Rogers	LHP	University of Southern Mississippi	Flowood, MS
4	Chase Meidroth	INF	University of San Diego	Manhattan Beach, CA
5	Noah Dean	LHP	Old Dominion University	Little Egg Harbor, NJ
6	Alex Hoppe	RHP	U. of North Carolina at Greensboro	Clinton, IA
7	Caleb Bolden	RHP	Texas Christian University	Texarkana, TX
8	Jonathan Brand	RHP	Miami University (OH)	Columbus, GA
9	Brooks Brannon	C	Randleman HS (NC)	Winston-Salem, NC
10	Isaac Coffey	RHP	Oral Roberts University	Goleta, CA
11	Marques Johnson	RHP	Long Beach State University	Hemet, CA
12	Hayden Mullins	LHP	Auburn University	Gallatin, TN
13	Gavin Kilen	INF	Milton HS (WI)	Milton, WI
14	Travis Sanders	INF	Copperas Cove HS (TX)	Copperas Cove, TX
15	Nathan Landry	LHP	University of Missouri	Victoriaville, Quebec, Canada
16	Garrett Ramsey	RHP	University of Southern Mississippi	Brandon, MS
17	Deundre Jones	OF	Lutheran South Academy (TX)	Manvel, TX
18	Austin Ehrlicher	RHP	Santa Rosa Junior College (CA)	Santa Rosa, CA
19	Jaret Godman	RHP	University of Oklahoma	Las Vegas, NV
20	Connor Butler	LHP	Biola University	Eagle, ID

Bold=signed with the club



WORCESTER RED SOX


Triple-A International League (Northeast Division)
Polar Park, 122 Madison Street, Worcester, MA 01610

Red Sox Affiliate: 2021-present | **Stadium (Debut / Capacity):** Polar Park (2021 / 9,508)

President: Dr. Charles A. Steinberg

Executive Vice President and General Manager/Real Estate Development & Business Affairs: Dan Rea

Senior Vice President of Communications: Bill Wanless



Chad Tracy, Manager

Chad enters his 2nd season in the Red Sox organization as Worcester's manager after spending the previous 7 seasons (2015-21) in the Los Angeles Angels system, including 3 as a minor league manager with Low-A Burlington (2015) and High-A Inland Empire (2016-17). He served as the Angels' minor league field coordinator from 2018-21.

Tracy's Career Managerial Record

YEAR	CLUB	LEAGUE	W	L	PCT.	DIV.	PLAYOFFS
2015	Burlington	Midwest (A)	63	76	.453	5th	
2016	Inland Empire	California (High-A)	48	92	.343	5th	
2017	Inland Empire	California (High-A)	65	75	.464	3rd	
2022	Worcester	International (AAA)	75	73	.507	6th	
Career Totals (4 years)			251	316	.443		




José David Flores
Bench Coach



Paul Abbott
Pitching Coach




Rich Gedman
Hitting Coach



Michael Montville
Assistant Hitting Coach



Brendan Connolly
Development Coach



Nick Kuchwara
Athletic Trainer



Scott Gallon
Athletic Trainer



Ben Chadwick
Strength & Conditioning
Coach



Edwin Rodriguez
Massage Therapist



Matt Wheeler
Bullpen Coach



PORTLAND SEA DOGS

Double-A Eastern League (Northeast Division)
Hadlock Field, 271 Park Avenue, Portland, ME 04102

Red Sox Affiliate: 2003-present | **Stadium (Debut / Capacity):** Hadlock Field (1994 / 7,368)
President/General Manager: Geoff Iacucessa | **VP/Communications & Fan Experience:** Chris Cameron



Chad Epperson, Manager


Chad begins his 2nd season at the helm for the Portland Sea Dogs after 12 seasons as Catching Coordinator for the Red Sox. Prior to that, he spent 8 years as a manager or coach in the Red Sox farm system. Managing from 2004-09, he led his club to the playoffs in 4 straight campaigns beginning in 2006, including Single-A Salem in 2009. A back-to-back California League Manager of the Year with Lancaster from 2007-08, he also led Wilmington to the playoffs in 2006. The Kentucky native managed Greenville in 2005 and Augusta in 2004 after spending 2 seasons (2002-03) as Sarasota's hitting coach. He also managed Cook County of the independent Frontier League in 2001. Epperson played 9 years in the minor leagues in the Mets (1992-95), Red Sox (1997-99), and Orioles (2000) systems prior to his coaching career. He and his wife, Anne, reside in Andover, MA with their son, Andrew (24), and daughter, Alexandra (20).

Epperson's Career Managerial Record

YEAR	CLUB	LEAGUE	W	L	PCT.	DIV.	PLAYOFFS
2004	Augusta	South Atlantic (A)	66	73	.475	12th	
2005	Greenville	South Atlantic (A)	72	66	.522	6th	
2006	Wilmington	Carolina (High-A)	67	71	.486	4th	Lost in 1st round
2007	Lancaster	California (High-A)	83	57	.593	1st	Lost in 1st round
2008	Lancaster	California (High-A)	76	64	.543	T-2nd	Lost League Finals
2009	Salem	Carolina (High-A)	67	72	.482	5th	Lost League Finals
2022	Portland	Eastern (AA)	75	63	.543	3rd	Lost in 1st round
Career Totals (7 years)			506	466	.521		



Sean Isaac
Pitching Coach



Doug Clark
Hitting Coach



Mickey Jiang
Coach



Pablo Cabrera
Coach



Justin Frometa
Development Coach



Bobby Stachura
Athletic Trainer



Joe Hudson
Strength & Conditioning
Coach



GREENVILLE DRIVE

High-A South Atlantic League (South Division)

Fluor Field at the West End, 945 South Main Street, Greenville, SC 29601

Red Sox Affiliate: 2005-present | **Stadium (Debut / Capacity):** Fluor Field at the West End (2006 / 5,700)

Chairman: Craig Brown | **President:** Jeff Brown | **General Manager:** Eric Jarinko

Director of Media and Creative Services: Stephen Olschanski



Iggy Suarez, Manager

The 2023 season will mark Iggy's 6th at the helm for Greenville after previously serving in the same capacity for Lowell (2016-17). He made his managerial debut in 2016 after serving as hitting coach for the Spinners in 2015.

A former infielder selected by Boston in the 2003 June Draft, Iggy spent 7 seasons playing in the Red Sox system from 2003-09 and 4 years in independent leagues from 2010-13.

Suarez's Career Managerial Record

YEAR	CLUB	LEAGUE	W	L	PCT.	DIV.	PLAYOFFS
2016	Lowell	New York-Penn (Short-A)	47	29	.618	1st	lost to Hudson Valley, 2-0 in semi-finals
2017	Lowell	New York-Penn (Short-A)	33	42	.440	4th	
2018	Greenville	South Atlantic (Low-A)	64	75	.460	7th	
2019	Greenville	South Atlantic (Low-A)	56	82	.406	6th	
2020	Greenville	South Atlantic (Low-A)	-	-	-	-	
2021	Greenville	High-A East (South)	67	53	.558	3rd	
2022	Greenville	South Atlantic (High-A)	52	78	.400	6th	
Career Totals (7 years)			319	359	.471		



Bob Kipper
Pitching Coach



Chris Hess
Hitting Coach




Taylor Jackson
Coach



Alex Reynolds
Development Coach



Charysse Berkowski
Athletic Trainer



Donny Gress
Strength & Conditioning
Coach



SALEM RED SOX

Low-A Carolina League (North Division)

Salem Memorial Ballpark, 1004 Texas Street, Salem, VA 24153

Red Sox Affiliate: 2009-present

Stadium (Debut / Capacity): Salem Memorial Ballpark (1995 / 5,503)

General Manager: Allen Lawrence



Liam Carroll, Manager

Liam begins his 1st season in the Red Sox organization as Salem's manager. He previously worked with Great Britain's national baseball teams, most recently as infield coordinator. Carroll also served on Great Britain's coaching staff for the 2023 World Baseball Classic.



Ozzie Chavez
Bench Coach




Jason Blanton
Pitching Coach



Nelson Paulino
Hitting Coach



Chase Illig
Coach



Juan Rivera
Development Coach



Jacob Loughman
Athletic Trainer



Spencer Ducheny
Strength & Conditioning
Coach



Fort Myers (Complex)

JetBlue Park, 11500 Fenway South Drive, Fort Myers, FL 33913

Red Sox Affiliate: 1989-present | **Stadium (Debut / Capacity):** jetBlue Park (2012 / 9,500)
Minor League Equipment and Clubhouse Manager: Mike Stelmach



Tom Kotchman, Manager

Tom will serve as a manager at the Fort Myers complex for the 3rd straight season. His managing career has spanned parts of 6 decades and includes 43 seasons, including 7 at the helm for the GCL Red Sox (2014-20), following 1 season as a GCL coach in 2013. In addition to winning 10 championships as a manager, Tom was inducted into the Florida Diamond Club's Scouts Hall of Fame in 2019. He continues his work as a scout, serving as a crosschecker for the state of Florida.

Named the 2017 *Baseball America* Tony Gwynn Award winner for his lifetime contributions to the game, this is his 2nd stint with the organization, having previously managed at the Single-A level in Winter Haven from 1982-83. Kotchman led the GCL team to back-to-back championship titles in 2014 and 2015, earning GCL Manager of the Year honors in 2014 along with the East Coast Scout of the Year honor by the Baseball Scout of the Year Program. Prior to coaching, Kotchman played 2 professional seasons in the Cincinnati system (1977-78).

Tom and his wife, Susan, have 2 children, Casey and Christal. Casey, a former 1st baseman, spent part of the 2009 season with Boston.

Kotchman's Career Managerial Record

YEAR	CLUB	LEAGUE	W	L	PCT.	DIV.	PLAYOFFS
1979	Auburn	New York-Penn (A)	22	45	.328	(5th)	
1980	Bristol	Appalachian (R)	36	33	.522	(2nd)	
1981	Macon	South Atlantic (A)	62	79	.440	(3rd/5th)	lost to Modesto, 2-1 in semi-finals
1982	Winter Haven	Florida State (A)	59	74	.444	(5th/5th)	
1983	Winter Haven	Florida State (A)	49	84	.368	(5th/5th)	lost to Visalia, 3-1 in semi-finals
1984	Redwood	California (A)	91	48	.655	(2nd/1st)	
1985	Redwood	California (A)	70	76	.479	(4th/2nd)	
1986	Palm Springs	California (A)	87	55	.613	(1st/2nd)	
1987	Edmonton	Pacific Coast (AAA)	69	74	.483	(4th/4th)	
1988	Edmonton	Pacific Coast (AAA)	61	80	.433	(5th/4th)	
1989	Edmonton	Pacific Coast (AAA)	65	76	.461	(4th/4th)	
1990	Boise	Northwest (A)	53	23	.697	(1st)	lost to Spokane, 2-1 in finals
1991	Boise	Northwest (A)	50	26	.658	(1st)	def. Yakima, 2-0 in finals
1992	Boise	Northwest (A)	40	36	.526	(2nd)	
1993	Boise	Northwest (A)	41	35	.539	(1st)	def. Bellingham, 2-1 in finals
1994	Boise	Northwest (A)	44	32	.579	(1st)	def. Yakima, 2-1 in finals
1995	Boise	Northwest (A)	48	27	.640	(1st)	def. Bellingham, 2-1 in finals
1996	Boise	Northwest (A)	43	33	.566	(2nd)	
1997	Boise	Northwest (A)	51	25	.671	(1st)	lost to Portland, 3-2 in finals
1998	Boise	Northwest (A)	47	29	.618	(T-1st)	def. Spokane in 1-game playoff; lost to Salem-Keizer, 2-0 in finals
1999	Boise	Northwest (A)	43	33	.566	(2nd)	
2000	Boise	Northwest (A)	41	35	.539	(T-1st)	
2001	Provo	Pioneer (R)	53	23	.697	(1st/1st)	def. Casper, 2-0 in semi-finals; lost to Billings, 2-0 in finals
2002	Provo	Pioneer (R)	38	38	.500	(1st/2nd)	def. Ogden, 2-1 in semi-finals; lost to Great Falls, 2-1 in finals
2003	Provo	Pioneer (R)	54	22	.711	(1st/1st)	def. Ogden, 2-1 in semi-finals; lost to Billings, 2-0 in finals
2004	Provo	Pioneer (R)	44	32	.579	(1st/1st)	def. Idaho Falls, 2-1 in semi-finals; def. Billings, 2-0 in finals
2005	Orem	Pioneer (R)	38	38	.500	(2nd/1st)	def. Ogden, 2-1 in semi-finals; def. Helena 2-0 in finals
2006	Orem	Pioneer (R)	45	31	.592	(1st/1st)	lost to Idaho Falls, 2-0 in semi-finals
2007	Orem	Pioneer (R)	37	39	.487	(3rd/2nd)	def. Idaho Falls, 2-0 in semi-finals; def. Great Falls, 2-0 in finals
2008	Orem	Pioneer (R)	52	23	.693	(1st/1st)	def. Ogden, 2-1 in semi-finals; lost to Great Falls, 2-1 in finals
2009	Orem	Pioneer (R)	51	25	.671	(3rd/1st)	def. Ogden, 2-0 in semi-finals; def. Missoula, 2-1 in finals
2010	Orem	Pioneer (R)	39	36	.520	(2nd/2nd)	lost to Ogden, 2-1 in semi-finals
2011	Orem	Pioneer (R)	46	30	.605	(1st/1st)	lost to Ogden, 2-1 in semi-finals
2012	Orem	Pioneer (R)	35	41	.461	(3rd/3rd)	
2014	Red Sox	Gulf Coast (R)	36	24	.600	(1st)	def. GCL Cardinals, 1-0 in semi-finals; def. GCL Yankees, 2-1 in finals
2015	Red Sox	Gulf Coast (R)	41	17	.707	(1st)	def. GCL Cardinals, 1-0 in semi-finals; def. GCL Jays, 2-0 in finals
2016	Red Sox	Gulf Coast (R)	33	28	.569	(1st)	lost to GCL Cardinals, 1-0 in semi-finals
2017	Red Sox	Gulf Coast (R)	27	31	.466	(4th)	
2018	Red Sox	Gulf Coast (R)	33	22	.600	(1st)	lost to GCL Tigers, 2-3 in semi-finals
2019	Red Sox	Gulf Coast (R)	27	25	.519	(3rd)	
2020	Red Sox	Gulf Coast (R)	-	-	-	-	
2021	Red Sox	Florida Complex (R)	37	20	.649	(2nd)	
2022	Red Sox	Florida Complex (R)	35	20	.636	(3rd)	
Career Totals (43 years)			1,973	1,623	.549		

Fort Myers (Complex), Continued



Jimmy Gonzalez, Manager

Jimmy enters his 3rd year in the Red Sox system as a manager at the Fort Myers complex after serving in the same capacity for the Chicago Cubs from 2014-20. He was named Midwest League Manager of the Year in 2016 after leading South Bend to an 84-55 (.604) record. Selected in the 1st round of the 1991 June Draft by the Houston Astros, he spent 14 years in the Astros, San Diego Padres, Montreal Expos and New York Mets systems.

Gonzalez's Career Managerial Record

YEAR	CLUB	LEAGUE	W	L	PCT.	DIV.	PLAYOFFS
2014	Mesa	Arizona (R)	22	34	.393	4th/5th	
2015	South Bend	Midwest (Low-A)	65	72	.474	8th/3rd	
2016	South Bend	Midwest (Low-A)	84	55	.604	1st/2nd	lost to West Michigan, 1-2 in 1st round
2017	South Bend	Midwest (Low-A)	75	64	.540	3rd/4th	
2018	South Bend	Midwest (Low-A)	64	74	.464	4th/7th	
2019	Tennessee	Southern (AA)	58	81	.417	4th/5th	
2020	Tennessee	Southern (AA)	-	-	-	-	
2021	Red Sox	Florida Complex (R)	37	20	.649	2nd	
2022	Red Sox	Florida Complex (R)	35	20	.636	3rd	
Career Totals (9 years)			440	420	.512		



Brett Merritt
Pitching Coach



Andres Rodriguez
Pitching Coach



Josh Prince
Hitting Coach



Junior Zamora
Hitting Coach



Marissa Sciabarra
Athletic Trainer



Richard De Luna
Strength & Conditioning
Coach



BJ Foley
Rehab Strength &
Conditioning Coach



DOMINICAN REPUBLIC ACADEMY

carr. Mella KM 23.5, El Toro, DR

Red Sox Affiliate: 1989-present



Sandy Madera, Manager

Sandy made his managerial debut for the DSL Red Sox in 2019 and returns for his 5th season as manager for the academy. A native of Santo Domingo, Dominican Republic, he played 18 seasons of professional baseball between affiliated minor leagues, independent leagues, and the Mexican League. Primarily a first baseman and catcher, he began his career in the A's system (2000-02) before spending time with the Yankees (2003-04), Rockies (2004), Orioles (2006-07), and Red Sox (2008-09), reaching as high as Triple-A Pawtucket with Boston. He spent 2009 with Newark of the independent Atlantic League before beginning a 7-year Mexican League career. Sandy earned league MVP honors in 2014 with Puebla by hitting .403 with 26 HR and a 1.173 OPS, and later earned a mid-season All-Star nod in his final campaign in 2017 with Tabasco.



Amaury Garcia, Manager

Amaury begins his 3rd season with the Dominican Republic Academy and 1st season as manager. Prior to joining the organization, he spent 12 years in the Washington Nationals system, most recently as hitting coach for Single-A Hagerstown (2016-20). He played in the Florida Marlins (1994-2000) and Chicago White Sox (2001) organizations, appearing in 10 Major League games for the Marlins in 1999.



Oscar Lira
Pitching Coach



Rafael Feliz
Pitching Coach



Edwin Rodriguez
Hitting Coach




Eider Torres
Hitting Coach



Pedro Ciriaco
International Instructor



Manuel Alvarez
Development Coach



Ricardo Jacobo
Development Coach



Carlos Vasquez
Development Coach



Ludovino Alonzo
Athletic Trainer



Tyler Lough
Athletic Trainer



Jharvyn Velasquez
Athletic Trainer



Antonio Diaz
Strength & Conditioning
Coach



Danny Gutierrez
Strength & Conditioning
Coach



Ruben Izarra
Sports Science
Assistant (DR)

Dominican Republic Academy, Continued



Leonel Vasquez
Coach



Juan Hernandez
Coach



Claudio Sanchez
Coach



Carlos Vallejo
Coach



Javier Hernandez
Manager,
Dominican Academy



Sara Franco
Dominican Academy
Administrator



Martin Rodriguez
Coordinator,
Dominican Academy

2023 Minor League Players

ANTHONY, Roman Joseph

OF

HT: 6-3; **BATS:** Left; **THROWS:** Right; **BORN:** 5/13/2004 in West Palm Beach, FL; **SIGNED BY:** Willie Romyay; **ACQUIRED:** Red Sox 3rd pick (2C, 79th overall) in the 2022 First-Year Player Draft.

CAREER: Enters 2023 ranked as a top Red Sox prospect by *Baseball America* (No. 9) and MLB.com (No. 10)... Finished 2022 ranked as one of the organization's top prospects by *BA* (No. 21) and MLB.com (No. 10), as well as their 2nd-highest rated OF prospect by each...**2022:** Split his professional debut between the Rookie-level FCL Red Sox and Single-A Salem...Hit .306 (22-for-72) with 4 2B and 12 RBI in 20 games...Made 10 starts in CF, 4 in LF, and 2 in RF...Hit safely in 9 of his 10 games with the FCL Red Sox, batting .429 (15-for-35) with a .961 OPS...**PERSONAL:** Graduated from Marjory Stoneman Douglas High School (FL)...Committed to play baseball at the University of Mississippi following his sophomore year...Named Gatorade Florida Player of the Year and Florida Mr. Baseball as a senior...Won back-to-back state titles as a junior and senior...Named 7-A Player of the Year by the *Sun Sentinel* as a sophomore and senior...Became the 16th player from his high school to be selected in the First-Year Player Draft.

YEAR	CLUB	AVG	G	AB	R	H	2B	3B	HR	RBI	SH	SF	HB	BB	SO	SB	CS	OBP	SLG	OPS
2022	FCL Red Sox	.429	10	35	5	15	2	0	0	7	0	1	0	4	4	1	0	.475	.486	.961
	Salem	.189	10	37	2	7	2	0	0	5	0	1	0	5	4	0	0	.279	.243	.522
Minor League Totals		.306	20	72	7	22	4	0	0	12	0	2	0	9	8	1	0	.373	.361	.734

ARIAS, Skylar Christian

LHP

HT: 6-3; **BATS:** Left; **THROWS:** Left; **BORN:** 6/30/1997 in Jacksonville, FL; **SIGNED BY:** David Compton; **ACQUIRED:** Signed as a minor league free agent, 1/23/2023.

CAREER: Of his 139 career appearances, 138 have been in relief...**2022:** Made 1 appearance in the ACL before being promoted to High-A Winston on 6/13, where he spent the majority of the season...Did not allow an ER in his first 10 appearances of 2022 from 6/11-7/14 (10.1 IP, 2 H, R, 5 BB, 15 SO)...**PERSONAL:** Pitched for Tallahassee (FL) Community College from 2015-16.

YEAR	CLUB	W-L	ERA	G-GSCG-SHO	SV	IP	H	R	ER	HR	HB	BB	SO	SO/9	WHIP	AVG	
2016	AZL Indians	1-1	3.72	11-0	0-0	0	19.1	18	11	8	0	1	3	20	9.31	1.09	.234
2017	AZL Indians	0-0	1.23	5-0	0-0	0	7.1	2	2	1	1	0	4	14	17.19	0.82	.083
2018	Mahoning Valley	0-0	1.64	7-0	0-0	0	11.0	10	2	2	0	1	2	18	14.73	1.09	.238
2019	Lake County	0-1	4.63	15-0	0-0	1	23.1	24	14	12	1	3	15	33	12.73	1.67	.267
	Lake County	4-1	1.79	34-1	0-0	3	60.1	35	12	12	1	17	30	71	10.6	1.08	.173
	Lynchburg	0-0	1.42	5-0	0-0	0	6.1	3	1	1	0	0	2	10	14.22	0.79	.143
2020						Did Not Play											
2021	Akron	7-2	6.92	36-0	0-0	0	40.1	35	33	31	2	12	35	53	11.83	1.74	.232
2022	ACL White Sox	0-0	0.00	1-0	0-0	0	1.0	1	1	0	0	1	0	2	18.00	1.00	.250
	Winston-Salem	2-1	3.91	24-0	0-0	4	23.0	14	11	10	1	5	17	37	14.48	1.35	.173
	Birmingham	0-0	54.00	1-0	0-0	0	0.1	1	3	2	0	2	1	1	27.00	6.00	.500
Minor League Totals		14-6	3.70	139-1	0-0	8	192.1	143	90	79	6	42	109	259	12.12	1.31	.206

BASTARDO, Angel Jose

RHP

HT: 6-1; **BATS:** Right; **THROWS:** Right; **BORN:** 6/18/2002 in Moron, VZ; **SIGNED BY:** Lenin Rodriguez and Eddie Romero; **ACQUIRED:** Signed as an international free agent, 7/2/2018.

2022: Spent the entire season with Single-A Salem, his most advanced level...Set career bests in appearances (22), starts (22), innings pitched (82.0), and strikeouts (85).

YEAR	CLUB	W-L	ERA	G-GSCG-SHO	SV	IP	H	R	ER	HR	HB	BB	SO	SO/9	WHIP	AVG	
2019	DSL Red Sox1	3-1	3.71	12-12	0-0	0	51.0	39	24	21	1	3	22	37	6.53	1.00	.210
2020							Did Not Play										
2021	FCL Red Sox	1-3	6.67	10-6	0-0	0	29.2	45	29	22	1	0	12	33	10.01	1.92	.338
2022	Salem	3-4	4.50	22-22	0-0	0	82.0	82	49	41	4	3	45	85	9.33	1.55	.264
Minor League Totals		7-8	4.65	44-40	0-0	0	162.2	166	102	84	6	6	69	155	8.58	1.44	.263

BELL, Brock Fortress

RHP

HT: 6-4; **BATS:** Right; **THROWS:** Right; **BORN:** 3/18/1998 in Tampa, FL; **SIGNED BY:** Stephen Hargett; **ACQUIRED:** Red Sox 7th pick (7th round, 227th overall) in the 2019 First-Year Player Draft.

CAREER: Missed all of the 2021-22 seasons after undergoing surgery on his right UCL in May 2021...**PERSONAL:** Is the son of Jay Bell, who played 18 seasons in the majors (1986-2003)...Pitched at State College of Florida from 2017-19...Graduated from Mountain Pointe High School.

YEAR	CLUB	W-L	ERA	G-GSCG-SHO	SV	IP	H	R	ER	HR	HB	BB	SO	SO/9	WHIP	AVG	
2019	GCL Red Sox	0-1	2.77	8-8	0-0	0	13.0	10	4	4	0	2	4	11	7.62	1.08	.222
	Lowell	0-1	0.00	1-1	0-0	0	1.2	3	2	0	0	0	2	1	5.4	3.00	.333
2020							Did Not Play										
2021							Did Not Play										
2022							Did Not Play										
Minor League Totals		0-2	2.45	9-9	0-0	0	14.2	13	6	4	0	2	6	12	7.36	1.30	.241

Minor League
Players

Minor League Players, Continued

BINELAS, Alexander James (Alex)

INF

HT: 6-3; **BATS:** Left; **THROWS:** Right; **BORN:** 5/26/2000 in Oak Creek, WI; **SIGNED BY:** Jeff Simpson (Brewers); **ACQUIRED:** From the Milwaukee Brewers with OF Jackie Bradley Jr. and INF David Hamilton in exchange for OF Hunter Renfroe, 12/1/2021.

CAREER: Was ranked by *Baseball America* as the Sox' No. 17 prospect entering 2022...Has appeared defensively at 3B (89 G) and 1B (44 G)...**2022:** Split his 1st season in the Red Sox organization between High-A Greenville (58 G) and Double-A Portland (55 G), his Double-A debut...Ranked among Sox minor leaguers in HR (3rd, 25), RBI (5th, 78), walks (T-6th, 63), XBH (6th, 47), total bases (9th, 187), and runs scored (T-6th, 71)...**PERSONAL:** Selected by MIL in the 3rd round of the 2021 MLB Draft and by WSH in the 35th round of the 2018 First-Year Player Draft...Ranked by *Baseball America* as the No. 77 prospect in the 2021 First-Year Player Draft...Played 3 seasons at the University of Louisville (2019-21)...In 2021, selected to the All-ACC Third Team, All-ACC Tournament Team, and All-ACC Academic Team...In 2019, named a Freshman All-American by *Baseball America* and selected to the All-ACC Second Team, ACC All-Freshman Team, and NCAA All-Louisville Regional Team...Father, Pete, played professional basketball in Greece (1999-2000) and is a member of the University of Wisconsin-Stout Athletic Hall of Fame (Class of 2005).

YEAR	CLUB	AVG	G	AB	R	H	2B	3B	HR	RBI	SH	SF	HB	BB	SO	SB	CS	OBP	SLG	OPS
2021	ACL Brewers	.286	7	21	4	6	0	0	0	2	0	0	1	5	6	1	1	.444	.286	.730
	Carolina	.314	29	118	29	37	11	0	9	27	0	1	12	33	0	0	0	.379	.636	1.014
2022	Greenville	.245	58	216	41	53	10	1	14	43	0	4	1	38	69	8	0	.355	.495	.850
	Portland	.166	55	211	30	35	10	1	11	35	1	3	1	25	78	0	0	.254	.379	.633
Minor League Totals		.231	149	566	104	131	31	2	34	107	1	8	4	80	186	9	1	.327	.473	.800

BLALOCK, Bradley Christopher

RHP

HT: 6-2; **BATS:** Right; **THROWS:** Right; **BORN:** 12/25/2000 in Conyers, GA; **SIGNED BY:** Brian Moehler; **ACQUIRED:** Red Sox 32nd pick (32nd round, 977th overall) in the 2019 First-Year Player Draft.

2022: Missed all of 2022 after undergoing Tommy John surgery in March...**PERSONAL:** Committed to play baseball at Kennesaw State University prior to being selected in the 2019 First-Year Player Draft...Graduated in 2019 from Grayson High School (GA).

YEAR	CLUB	W-L	ERA	G-GSCG-SHO	SV	IP	H	R	ER	HR	HB	BB	SO	SO/9	WHIP	AVG	
2019	GCL Red Sox	0-2	6.75	4-3	0-0	0	6.2	5	6	5	0	0	4	4	5.40	1.35	.208
2020							Did Not Play										
2021	Salem	3-6	4.27	23-23	0-0	0	86.1	96	49	41	5	5	36	85	8.86	1.53	.277
2022							Did Not Play										
Minor League Totals		3-8	4.45	27-27	0-0	0	93.0	101	55	46	5	5	40	89	8.61	1.52	.272

BLEIS, Miguel

OF

HT: 6-3; **BATS:** Right; **THROWS:** Right; **BORN:** 3/1/2004 in San Pedro de Macoris, DR; **SIGNED BY:** Jonathan Cruz and Eddie Romero; **ACQUIRED:** Signed as an international free agent, 1/15/2021.

CAREER: Enters 2023 ranked as a top 100 prospect by *Baseball America* (No. 88) and MLB.com (No. 93), as well as a top Red Sox prospect by *Baseball America* (No. 5) and MLB.com (No. 4)...Also ranked by *Baseball America* as the Sox' best athlete...Also ranked as a top Red Sox prospect by *BA* entering 2021 (No. 22) and 2022 (No. 20)...Led his team in HR in 2021 (4) and 2022 (5)...Has made 70 starts in CF and 1 in RF...Each of his 12 OF assists have come while playing CF...**2022:** Led the FCL in XBH (23) and doubles (tied, 14) and ranked among league leaders in AVG (7th, .301), SLG (3rd, .542), OPS (T-4th, .895), hits (T-7th, 46), triples (T-2nd, 4), total bases (2nd, 83), and SB (5th, 18)...Also led the FCL Red Sox in HR (5) and RBI (27)...Made 36 starts in CF and 1 in RF...Recorded his 1st career multi-HR game on 7/11 at FCL Rays (2 HR)...Rated as the FCL's top prospect by *BA* in their September rankings...Named Red Sox Minor League Defensive Player of the Month for June.

YEAR	CLUB	AVG	G	AB	R	H	2B	3B	HR	RBI	SH	SF	HB	BB	SO	SB	CS	OBP	SLG	OPS
2021	DSL Red Sox Red	.252	36	119	17	30	6	1	4	17	0	2	3	12	25	7	4	.331	.420	.751
2022	FCL Red Sox	.301	40	153	28	46	14	4	5	27	0	1	3	10	45	18	3	.353	.542	.895
Minor League Totals		.279	76	272	45	76	20	5	9	44	0	3	6	22	70	25	7	.343	.489	.832

BOLDEN, Caleb Andrew

RHP

HT: 6-2; **BATS:** Right; **THROWS:** Right; **BORN:** 12/19/1998 in Texarkana, TX; **SIGNED BY:** Chris Reilly; **ACQUIRED:** Red Sox 8th pick (7th round, 219th overall) in the 2022 First-Year Player Draft.

2022: Made 2 relief appearances for the Rookie-level FCL Red Sox during his professional debut...**PERSONAL:** Pitched at Texas Christian University (2022) and the University of Arkansas (2018-21)...Missed his sophomore season in 2019 after undergoing Tommy John surgery...Made 23 appearances for the Horned Frogs in 2022 after going 6-0 with a 3.86 ERA (38 ER/88.2 IP) in 31 appearances (16 starts) for the Razorbacks...Graduated from Pleasant Grove High School (TX)...Selected by TB in the 16th round of the 2017 June Draft but did not sign.

YEAR	CLUB	W-L	ERA	G-GSCG-SHO	SV	IP	H	R	ER	HR	HB	BB	SO	SO/9	WHIP	AVG	
2022	FCL Red Sox	0-0	27.00	2-0	0-0	0	1.1	3	4	4	0	0	2	0	0.00	3.75	.375

Minor League Players, Continued

BONACI, Brainer Alfredo

SS

HT: 5-10; **BATS:** Switch; **THROWS:** Right; **BORN:** 7/9/2002 in Catia La Mar, VZ; **SIGNED BY:** Manny Padron and Eddie Romero; **ACQUIRED:** Signed as an international free agent, 7/9/2018.

CAREER: Enters 2023 ranked as a top Red Sox prospect by *Baseball America* (No. 16) and MLB.com (No. 17)...Also ranked as a Sox top prospect by *BA* entering 2020 (No. 18), 2021 (No. 19), and 2022 (No. 18)...Has made 71 starts at SS, 14 at 2B, and 6 at 3B...Received Carolina League Player of the Week honors for 7/25-31/22 with Single-A Salem...Named the Red Sox Minor League Hitter of the Month in July 2022 and Base Stealer of the Month in August 2021...In 2019, tied for the DSL Red Sox1 lead in steals (18)...Is 58-for-74 (78.4%) in stolen base attempts...**2022:** Spent the entire season with Single-A Salem...Made 55 starts at 2B, 31 at SS, and 9 at 3B...Also appeared in 1 game in RF...Ranked among Red Sox farmhands in OBP (8th, .397), triples (T-5th, 6), walks (2nd, 89), runs (2nd, 86), and stolen bases (3rd, 28-for-34)...Was among Carolina League leaders in OBP (2nd), walks (2nd), and runs (3rd)...In 36 games from 7/22 through the end of the season, hit .301 (40-for-133) with a .956 OPS, 32 runs, 15 XBH, and 26 RBI.

YEAR	CLUB	AVG	G	AB	R	H	2B	3B	HR	RBI	SH	SF	HB	BB	SO	SB	CS	OBP	SLG	OPS
2019	DSL Red Sox1	.279	61	229	34	64	14	2	3	37	0	3	6	23	40	18	10	.356	.397	.754
2020																				
2021	FCL Red Sox Salem	.252	36	139	27	35	13	1	2	17	0	0	2	21	37	12	0	.358	.403	.761
		.224	13	49	5	11	3	1	0	8	0	0	0	3	8	0	0	.269	.327	.596
2022	Salem	.262	108	397	86	104	19	6	6	50	0	5	3	89	89	28	6	.397	.385	.782
Minor League Totals		.263	218	814	152	214	49	10	11	112	0	8	11	136	174	58	16	.373	.388	.761

BOOSER, Cameron Joesph (Cam)

LHP

HT: 6-3; **BATS:** Left; **THROWS:** Left; **BORN:** 5/4/1992 in Seattle, WA; **SIGNED BY:** Trevor Brown; **ACQUIRED:** Signed as a minor league free agent, 2/6/2023.

CAREER: Originally signed by MIN as a non-drafted free agent on 8/12/13...Retired from baseball in 2017 and joined a Seattle-area carpenters union and worked in construction...After pitching for the Chicago Dogs of the independent American Association in 2021, signed with ARI as a minor league free agent on 2/16/22...**2022:** Pitched in 19 games for ARI's Double-A Amarillo affiliate before being released on 7/18...Pitched in 13 games for Lancaster in the independent Atlantic League...**PERSONAL:** Pitched for Oregon State University (2011-12) and Central Arizona College (2013)...Underwent Tommy John surgery as a freshman...Graduated from Fife (WA) High School.

YEAR	CLUB	W-L	ERA	G-GSCG-SHO	SV	IP	H	R	ER	HR	HB	BB	SO	SO/9	WHIP	AVG	
2013	GCL Twins	0-0	2.45	3-0	0-0	0	3.2	3	2	1	0	0	3	7.38	0.82	.200	
2014	Elizabethton	1-5	2.01	19-0	0-0	2	31.1	28	22	7	0	2	14	42	12.06	1.34	.231
2015	Cedar Rapids	1-2	3.72	32-0	0-0	10	46.0	31	23	19	1	1	40	64	12.52	1.54	.194
2016	Cedar Rapids	0-2	12.41	12-0	0-0	0	12.1	12	19	17	1	3	23	14	10.22	2.84	.267
	Fort Myers	0-2	4.85	9-0	0-0	0	13.0	8	7	7	2	0	8	20	13.85	1.23	.174
2017	Fort Myers	0-0	3.38	3-0	0-0	0	2.2	0	1	1	0	2	7	0	0.00	2.63	.000
2018																	
2019																	
2020																	
2021	Chicago (Ind.)	1-2	1.93	21-0	0-0	2	23.1	20	9	5	2	1	10	39	15.04	1.27	.202
2022	Amarillo	1-1	6.48	19-0	0-0	0	25.0	26	18	18	5	0	22	30	10.8	1.92	.274
	Lancaster (Ind.)	1-0	4.63	13-0	0-0	1	11.2	12	10	6	0	1	6	15	11.58	1.54	.231
Minor League Totals		3-12	4.70	97-0	0-0	12	134.0	108	92	70	9	8	114	173	11.62	1.66	.221
Independent Lg. Totals		2-2	2.83	34-0	0-0	3	35.0	32	19	11	2	2	16	54	13.88	1.37	.212

BRAND, Jonathan Robert

RHP

HT: 5-9; **BATS:** Right; **THROWS:** Right; **BORN:** 2/20/2000 in Columbia, GA; **SIGNED BY:** Matt Davis; **ACQUIRED:** Red Sox 9th pick (8th round, 249th overall) in the 2022 First-Year Player Draft.

2022: Made 2 scoreless relief appearances for the Rookie-level FCL Red Sox during his professional debut...**PERSONAL:** Pitched for Miami University (OH) (2020-22) and East Georgia State College (2019)...In 3 seasons for the RedHawks, was 12-6 with a 2.84 ERA (49 ER/155.1 IP) in 31 appearances (27 starts)...In 2022, was named First-Team All-MAC, First-Team All-Region (ABCA/Rawlings), Second-Team All-American (ABCA/Rawlings), and Third-Team All-American (Collegiate Baseball) after going 8-2 a 1.40 ERA (12 ER/77.1 IP) in 13 starts...Posted a 2.57 ERA (8 ER/28.0 IP) in 7 appearances (6 starts) across the 2021-22 seasons for Wareham in the Cape Cod Baseball League...Also pitched for Willmar in the Northwoods League in 2020...Graduated from Columbus (GA) High School.

YEAR	CLUB	W-L	ERA	G-GSCG-SHO	SV	IP	H	R	ER	HR	HB	BB	SO	SO/9	WHIP	AVG
2022	FCL Red Sox	0-0	0.00	2-0	0-0	0	2.0	2	0	0	0	0	3	13.50	1.00	.250

BRANNON, Brooks Paul

C

HT: 6-0; **BATS:** Right; **THROWS:** Right; **BORN:** 5/4/2004 in Greensboro, NC; **SIGNED BY:** Kirk Fredriksson; **ACQUIRED:** Red Sox 10th pick (9th round, 279th overall) in the 2022 First-Year Player Draft.

CAREER: Enters 2023 ranked as a top Red Sox prospect by *Baseball America* (No. 25) and MLB.com (No. 22)...**2022:** Played in 5 games for the Rookie-level FCL Red Sox during his professional debut, making 4 starts at C...Recorded 2 RBI in each of his first 2 games, including going 3-for-4 with 3 runs and 2 3B on 8/15 vs. FCL Orioles...**PERSONAL:** Graduated from Randleman High School (NC), where he was a 2-time state champion in baseball...Led the nation in HR (20) and RBI (91) as a senior in 2022...His 20 HR tied the North Carolina state single-season record, matching his father Paul, who did so in 1989 at Kings Mountain High School (NC).

YEAR	CLUB	AVG	G	AB	R	H	2B	3B	HR	RBI	SH	SF	HB	BB	SO	SB	CS	OBP	SLG	OPS
2022	FCL Red Sox	.462	5	13	6	6	1	2	0	5	0	0	0	2	5	0	0	.533	.846	1.379

Minor League Players, Continued

BRYANT, Zachery Dennis (Zach)

RHP

HT: 6-2; **BATS:** Right; **THROWS:** Right; **BORN:** 6/5/1998 in Daytona Beach, FL; **SIGNED BY:** Tom Clark (CHC); **ACQUIRED:** From the Chicago Cubs, completing the trade of LHP Josh Osich on 2/2/21.

CAREER: Each of his 77 career appearances have come in relief...**2022:** Made his Double-A debut with Portland, where he spent all season...**PERSONAL:** Pitched for Jacksonville University (2019) and Daytona State College (2017-18)...Graduated from Spruce Creek (FL) High School.

YEAR	CLUB	W-L	ERA	G-GSCG-SHO	SV	IP	H	R	ER	HR	HB	BB	SO	SO/9	WHIP	AVG	
2019	AZL Cubs-2	1-0	1.13	5-0	0-0	1	8.0	4	2	1	0	0	4	11	12.38	1.00	.148
	Eugene	0-1	1.35	7-0	0-0	1	13.1	13	3	2	0	2	4	13	8.78	1.28	.255
2020							Did Not Play										
2021	Greenville	3-3	3.54	37-0	0-0	6	48.1	31	25	19	6	1	18	65	12.10	1.01	.177
2022	Portland	1-4	7.64	28-0	0-0	0	33.0	31	29	28	9	4	24	30	8.18	1.67	.248
Minor League Totals		5-8	4.38	77-0	0-0	8	102.2	79	59	50	15	7	50	119	10.43	1.26	.209

BUTLER, Connor James

RHP

HT: 6-0; **BATS:** Left; **THROWS:** Left; **BORN:** 4/22/2000 in San Diego, CA; **SIGNED BY:** Todd Gold; **ACQUIRED:** Red Sox 21st pick (20th round, 609th overall) in the 2022 First-Year Player Draft.

PERSONAL: Pitched for Biola University (2021-22), Spokane Falls Community College (2020), and the University of Hawaii (2019)...Also pitched for 2 summer league teams during his collegiate career: Mat-Su in the Alaska Summer League (2019) and Burlington in the Appalachian League (2021)...Attended Bishop Kelly (ID) High School.

YEAR	CLUB	W-L	ERA	G-GSCG-SHO	SV	IP	H	R	ER	HR	HB	BB	SO	SO/9	WHIP	AVG
2022	FCL Red Sox						Did Not Pitch									

CAMPBELL, Maceo Stephen

RHP

HT: 6-1; **BATS:** Right; **THROWS:** Right; **BORN:** 6/17/1999 in Washington, DC; **SIGNED BY:** Kirk Fredriksson; **ACQUIRED:** Signed as a non-drafted free agent, 6/24/2020.

2022: Recorded 10.99 SO/9.0 IP between Single-A Salem and High-A Greenville...**PERSONAL:** Pitched for Longwood University (VA) from 2018-20...Graduated from Bishop McNamara High School (MD)...Ranked by Perfect Game as the No. 1 player in the Washington, DC area as a senior in 2017.

YEAR	CLUB	W-L	ERA	G-GSCG-SHO	SV	IP	H	R	ER	HR	HB	BB	SO	SO/9	WHIP	AVG	
2020						Did Not Play											
2021	FCL Red Sox	1-0	2.19	11-0	0-0	1	12.1	7	3	3	0	2	8	16	11.68	1.22	.167
2022	Salem	4-3	5.30	24-0	0-0	1	37.1	39	25	22	2	1	26	46	11.09	1.74	.269
	Greenville	0-2	9.82	8-0	0-0	0	11.0	8	12	12	2	2	13	13	10.64	1.91	.195
Minor League Totals		5-5	5.49	43-0	0-0	2	60.2	54	40	37	4	5	47	75	11.13	1.66	.237

CASTRO, Allan Alexander

OF

HT: 6-1; **BATS:** Switch; **THROWS:** Right; **BORN:** 5/24/2003 in Santo Domingo, Dominican Republic; **SIGNED BY:** Manny Nanita and Eddie Romero; **ACQUIRED:** Signed as an international free agent, 7/2/2019.

CAREER: Was originally signed as a middle infielder before being moved to the outfield in 2021...Led the 2021 DSL Red Sox-Red in OPS, SLG, doubles, triples, XBH (18), and total bases (69)...**2022:** Played the entire FCL season before being promoted for his Single-A debut with Salem...Made 19 starts in LF, 10 in CF, and 3 at DH in the FCL...Finished 2nd on the team in most offensive categories, including HR (3), hits (34), and total bases (55).

YEAR	CLUB	AVG	G	AB	R	H	2B	3B	HR	RBI	SH	SF	HB	BB	SO	SB	CS	OBP	SLG	OPS
2020																				
2021	DSL Red Sox-Red	.232	46	164	24	38	8	7	3	19	0	3	6	21	43	3	2	.335	.421	.756
2022	FCL Red Sox	.279	39	122	19	34	4	4	3	17	0	3	3	13	32	8	2	.355	.451	.806
	Salem	.188	10	32	7	6	1	2	0	4	0	0	0	6	11	0	0	.316	.344	.660
Minor League Totals		.245	95	318	50	78	13	13	6	40	0	6	9	40	86	11	4	.340	.425	.765

CELLUCCI, Brendan Michael

LHP

HT: 6-4; **BATS:** Left; **THROWS:** Left; **BORN:** 6/30/1998 in Philadelphia, PA; **SIGNED BY:** Tim Collinsworth; **ACQUIRED:** Red Sox 12th pick (12th round, 377th overall) in the 2019 First-Year Player Draft.

CAREER: Ranked by *Baseball America* as the Sox' No. 28 prospect in their 2021 midseason rankings...Made 10 appearances for Scottsdale in the Arizona Fall League in 2021...**2022:** Made 43 appearances for High-A Greenville and 2 for Double-A Portland, his Double-A debut...Set career bests in appearances (45), starts (10), innings pitched (64.0), strikeouts (85), ERA (4.34), WHIP (1.55), and opponent AVG (.238)...Recorded 11.89 SO/9.0 IP between the levels...Posted a 0.93 ERA (2 ER/19.1 IP) over his final 13 outings, beginning 8/7, which included his first 2 Double-A appearances...Did not allow a run in his final 9 appearances, beginning 8/23 (12.0 IP)...Assigned to Portland on 9/16 and made 2 scoreless appearances for the Sea Dogs...**PERSONAL:** Played at Tulane University (2018-19)...Pitched for 2 summer league teams during his collegiate career: Baltimore in the Cal Ripken Collegiate Baseball League (2018) and Wareham in the Cape Cod Baseball League (2018-19)...Attended William Penn Charter School in Philadelphia.

Minor League Players, Continued

YEAR	CLUB	W-L	ERA	G-GSCG-SHO	SV	IP	H	R	ER	HR	HB	BB	SO	SO/9	WHIP	AVG	
2019	Lowell	1-0	5.25	8-0	0-0	0	12.0	14	7	7	1	1	7	17	12.75	1.75	.292
2020							Did Not Play										
2021	Greenville	2-3	5.30	36-0	0-0	0	37.1	36	24	22	3	1	28	59	14.22	1.71	.252
2022	Greenville	3-4	4.50	43-10	0-0	0	62.0	54	35	31	6	8	44	82	11.90	1.58	.238
	Portland	0-0	0.00	2-0	0-0	0	2.1	2	0	0	0	0	3	11.57	0.86	.250	
Minor League Totals		6-7	4.75	89-10	0-0	0	113.2	106	66	60	10	10	79	161	12.75	1.63	.249

CEPEDA, Felix Manuel

RHP

HT: 6-3; **BATS:** Right; **THROWS:** Right; **BORN:** 7/15/2000 in Bona, Monsenor Nouel, DR; **SIGNED BY:** Domingo Brito and Eddie Romero; **ACQUIRED:** Signed as international free agent, 7/11/2017.

2022: Spent the season with Single-A Salem and set career bests in appearances (28), innings (49.1), and strikeouts (55).

YEAR	CLUB	W-L	ERA	G-GSCG-SHO	SV	IP	H	R	ER	HR	HB	BB	SO	SO/9	WHIP	AVG	
2018	DSL Red Sox	0-1	1.50	4-4	0-0	0	6.0	4	4	1	0	0	7	10	15.00	1.83	.174
2019	GCL Red Sox	2-4	6.16	10-8	0-0	0	38.0	39	30	26	4	1	20	29	6.87	1.55	.265
2020							Did Not Play										
2021	FCL Red Sox	1-2	4.64	6-5	0-0	0	21.1	18	15	11	2	2	18	26	10.97	1.69	.214
2022	Salem	3-4	6.20	28-2	0-0	2	49.1	39	37	34	3	6	49	55	10.03	1.78	.214
Minor League Totals		6-11	5.65	48-19	0-0	2	114.2	100	86	72	9	9	94	120	9.42	1.69	.229

CHACON, Juan Camilo

OF

HT: 6-2; **BATS:** Right; **THROWS:** Right; **BORN:** 12/4/2002 in Valera, VZ; **SIGNED BY:** Wilder Lobo and Eddie Romero; **ACQUIRED:** Signed as an international free agent, 7/12/2019.

CAREER: Has appeared defensively in RF (50 G, 49 GS) and CF (35, 32), recording 3 OF assists at each position... Named Red Sox Minor League Base Stealer of the Month for August 2022...Led DSL Red Sox Blue in runs (45), hits (51), and stolen bases (11) during his professional debut in 2021...Recorded a 15-game hitting streak from 9/2-21/21 (.346 AVG, 18-for-52), tied for the 2nd-longest in the Dominican Summer League that season...**2022:** Split the season between the Rookie-level FCL Red Sox and Single-A Salem, his most advanced professional levels...Was 22-for-25 (88%) in stolen base attempts...Ranked T-7th among Red Sox farmhands in stolen bases.

YEAR	CLUB	AVG	G	AB	R	H	2B	3B	HR	RBI	SH	SF	HB	BB	SO	SB	CS	OBP	SLG	OPS
2021	DSL Red Sox Blue	.311	47	164	45	51	5	2	1	8	0	0	7	26	26	11	7	.426	.384	.810
2022	FCL Red Sox	.225	41	138	21	31	10	0	1	25	0	4	3	26	53	21	3	.351	.319	.670
	Salem	.129	8	31	4	4	1	0	0	1	0	0	0	3	13	1	0	.206	.161	.367
Minor League Totals		.258	96	333	70	86	16	2	2	34	0	4	10	55	92	33	10	.376	.336	.712

COBB, Casey Carlton

RHP

HT: 5-10; **BATS:** Right; **THROWS:** Right; **BORN:** 6/27/1996 in Hamilton, GA; **SIGNED BY:** Danny Watkins; **ACQUIRED:** Signed as a non-drafted free agent, 6/29/2020.

2022: Made 33 appearances (2 starts) for High-A Greenville and 1 appearance for Double-A Portland...**PERSONAL:** Attended the University of Alabama (2019-20) and Chattahoochee Valley Community College (2017-18)...Made 5 relief appearances for the Crimson Tide as a senior in 2020, going 2-0 with a 0.73 ERA (1 ER/12.1 IP)...Graduated from Harris County (GA) High School.

YEAR	CLUB	W-L	ERA	G-GSCG-SHO	SV	IP	H	R	ER	HR	HB	BB	SO	SO/9	WHIP	AVG	
2020							Did Not Play										
2021	Salem	2-0	2.18	24-1	0-0	3	53.2	38	17	13	3	2	13	58	9.73	0.95	.200
	Greenville	2-0	1.35	6-0	0-0	0	20.0	14	3	3	2	1	3	24	10.80	0.85	.194
2022	Greenville	3-4	6.00	33-2	0-0	0	60.0	74	49	40	10	2	25	57	8.55	1.65	.302
	Portland	1-0	54.00	1-0	0-0	0	0.1	2	2	2	0	0	1	0	0.00	9.00	.667
Minor League Totals		8-4	3.90	64-3	0-0	3	134.0	128	71	58	15	5	42	139	9.34	1.27	.251

COFFEY, Cutter Dean

INF

HT: 6-2; **BATS:** Right; **THROWS:** Right; **BORN:** 5/21/2004 in Bakersfield, CA; **SIGNED BY:** Josh Labandeira; **ACQUIRED:** Red Sox 2nd pick (2nd round, 41st overall) in the 2022 First-Year Player Draft.

CAREER: Enters 2023 ranked as a top Red Sox prospect by *Baseball America* (No. 21) and MLB.com (No. 19)...**2022:** Played 11 games for the Rookie-level FCL Red Sox during his professional debut...Made 3 starts at 2B, 3 at 3B, 2 at SS, and 2 at DH...**PERSONAL:** Graduated from Liberty High School (CA), where he hit .418 (115-for-275) with 26 2B, 5 3B, 24 HR, and 99 RBI in 92 games across 4 seasons...Prior to his selection in the 2022 First-Year Player Draft, had committed to play baseball at the University of Texas.

YEAR	CLUB	AVG	G	AB	R	H	2B	3B	HR	RBI	SH	SF	HB	BB	SO	SB	CS	OBP	SLG	OPS
2022	FCL Red Sox	.125	11	32	7	4	1	0	0	0	0	0	1	7	11	1	0	.300	.156	.456

Minor League Players, Continued

COFFEY, Isaac

RHP

HT: 6-1; **BATS:** Right; **THROWS:** Right; **BORN:** 6/21/2000 in Goleta, CA; **SIGNED BY:** Chris Reilly; **ACQUIRED:** Red Sox 11th pick (10th round, 309th overall) in the 2022 First-Year Player Draft.

PERSONAL: Pitched collegiately at Oral Roberts University (2019-22), where he was 18-9 with a 3.34 ERA (84 ER/226.1 IP) in 42 starts...Also hit .283 (76-for-269) with 17 2B, 1 3B, 7 HR, and 46 RBI in 127 games...Named 2021 Summit League Pitcher of the Year, 2019 First Team All-Summit League, and 2019 *Baseball America* Second Team Freshman All-American...Pitched for Holly Springs in the Coastal Plains League during the summer of 2021...Graduated from Dos Pueblos High School (CA).

YEAR	CLUB	W-L	ERA	G-GSCG-SHO	SV	IP	H	R	ER	HR	HB	BB	SO	SO/9	WHIP	AVG	
2022	FCL Red Sox	0-0	10.80	2-0	0-0	0	1.2	2	2	2	0	0	2	0	0.00	2.40	.333

CRUZ, Nathanael

RHP

HT: 6-2; **BATS:** Right; **THROWS:** Right; **BORN:** 2/4/2003 in Santo Domingo, DR; **SIGNED BY:** Manny Nanita and Eddie Romero; **ACQUIRED:** Signed as an international free agent, 7/2/2019.

2022: Posted a 2.55 ERA (5 ER/17.2 IP) in 8 appearances (7 starts) for the Rookie-level FCL Red Sox...Also made 8 appearances (3 starts) for Single-A Salem.

YEAR	CLUB	W-L	ERA	G-GSCG-SHO	SV	IP	H	R	ER	HR	HB	BB	SO	SO/9	WHIP	AVG	
2020						Did Not Play											
2021	FCL Red Sox	0-0	3.18	4-3	0-0	0	5.2	4	2	2	2	1	3	8	12.71	1.24	.200
2022	FCL Red Sox	0-0	2.55	8-7	0-0	0	17.2	11	5	5	1	1	12	19	9.68	1.30	.190
	Salem	0-0	7.85	8-3	0-0	1	18.1	20	16	16	6	4	13	15	7.36	1.80	.278
Minor League Totals		0-0	4.97	20-13	0-0	1	41.2	35	23	23	9	6	28	42	9.07	1.51	.233

DE LA ROSA, Luis Jose

RHP

HT: 6-1; **BATS:** Right; **THROWS:** Right; **BORN:** 7/6/2002 in Santo Domingo, DR; **SIGNED BY:** Rafael Vasquez (KC); **ACQUIRED:** From the Kansas City Royals with RHP Grant Gambrell to complete a 3-team trade, 6/4/2021.

CAREER: Originally signed by the Royals as an international free agent in 2018...Named a *Baseball America* DSL All-Star in 2019...**2022:** Split the season between the Rookie-level FCL Red Sox and Single-A Salem...Named Florida Complex League Pitcher of the Week from 6/27-7/3 after striking out a season-high 10 batters over a season-high 5.0 scoreless IP on 6/27 at the FCL Braves and not allowing a run over 3.1 IP on 7/2 vs. the FCL Twins...Assigned to Salem on 7/7, where he made 11 relief appearances throughout the remainder of the season...Tossed at least 4.0 innings 4 times, including 4.1 in his final outing on 9/6 vs. Fredericksburg.

YEAR	CLUB	W-L	ERA	G-GSCG-SHO	SV	IP	H	R	ER	HR	HB	BB	SO	SO/9	WHIP	AVG	
2019	DSL Royals1	2-1	2.33	12-11	0-0	0	38.2	28	10	10	0	0	7	52	12.10	0.91	.197
2020							Did Not Play										
2021	FCL Red Sox	1-0	3.04	8-5	0-0	1	26.2	19	9	9	1	4	9	21	7.09	1.05	.207
2022	FCL Red Sox	1-0	1.26	4-3	0-0	0	14.1	5	2	2	0	3	9	20	12.56	0.98	.104
	Salem	2-2	4.72	11-0	0-0	1	34.1	31	22	18	2	4	12	38	9.96	1.25	.235
Minor League Totals		6-3	3.08	35-19	0-0	2	114.0	83	43	39	3	11	37	131	10.34	1.05	.200

DE LA ROSA, Osvaldo Valentin

RHP

HT: 6-4; **BATS:** Right; **THROWS:** Right; **BORN:** 10/28/1997 in Banica, Elias Piña, DR; **SIGNED BY:** Manny Nanita and Rolando Pino; **ACQUIRED:** Signed as international free agent, 3/26/2018.

CAREER: 75 of his 76 career appearances have come in relief, 49 of which have been scoreless...**2022:** Spent the entire year with Single-A Salem...Set career bests in wins (7), appearances (32), innings pitched (52.1 IP), and strikeouts (46)...In his final 17 outings, beginning 6/11, was 3-0 with a 2.89 ERA (9 ER/28.0 IP).

YEAR	CLUB	W-L	ERA	G-GSCG-SHO	SV	IP	H	R	ER	HR	HB	BB	SO	SO/9	WHIP	AVG	
2018	DSL Red Sox1	1-2	1.63	19-0	0-0	4	27.2	20	7	5	0	4	8	36	11.71	1.01	.204
	Lowell	5-1	1.75	17-0	0-0	3	25.2	16	5	5	2	2	12	27	9.47	1.09	.180
2020																	
2021	FCL Red Sox	0-0	6.94	8-0	0-0	0	11.2	14	13	9	5	0	4	8	6.17	1.54	.292
	Salem	7-1	4.47	32-1	0-0	2	52.1	54	26	26	4	5	24	46	7.91	1.49	.274
Minor League Totals		13-4	3.45	76-1	0-0	9	117.1	104	51	45	11	11	48	117	8.97	1.30	.241

DEAN, Noah Charles

LHP

HT: 6-2; **BATS:** Left; **THROWS:** Left; **BORN:** 3/10/2001 in Hackensack, NJ; **SIGNED BY:** Wallace Rios; **ACQUIRED:** Red Sox 6th pick (5th round, 159th overall) in the 2022 First-Year Player Draft.

PERSONAL: Pitched at Old Dominion University (2020-22), where he left with the program record for career saves (18)...Named to the Conference USA All-Freshman Team in 2021...Made 2 appearances, both starts, for the Harwich Mariners in the Cape Cod Baseball League in 2022...Attended Pinelands Regional High School (NJ).

YEAR	CLUB	W-L	ERA	G-GSCG-SHO	SV	IP	H	R	ER	HR	HB	BB	SO	SO/9	WHIP	AVG
2022																

Did Not Pitch

Minor League Players, Continued

DEARDEN, Tyler William

OF

HT: 6-2; **BATS:** Left; **THROWS:** Right; **BORN:** 7/6/1998 in Willingboro, NJ; **SIGNED BY:** Ray Fagnant; **ACQUIRED:** Red Sox 29th pick (29th round, 881st overall) in the 2017 First-Year Player Draft.

CAREER: Has made 234 starts in LF and 48 in RF during his career...In 2021, named High-A Offensive Player of the Week for 5/17-23...Led Red Sox minor leaguers during 2021 in HR (24), RBI (80), and SLG (.523), also ranking among the top 10 in OBP (9th, .368), OPS (3rd, .891), walks (4th, 55), XBH (6th, 44), total bases (T-5th, 184), and runs (T-2nd, 73)...Led High-A East that season in RBI and ranked among the top 5 in HR (T-1st), OBP (5th), SLG (5th), OPS (4th), walks (T-2nd), and runs (3rd)...Named a 2018 New York-Penn League mid-season All-Star...**2022:** Spent the entire season with Double-A Portland, his most advanced level...Hit .289 with an .830 OPS over his final 56 games, beginning 6/7 (55-for-190, 26 R, 10 2B, 7 HR, 32 RBI)...**PERSONAL:** Attended Rancocas Valley Regional (NJ) High School.

YEAR	CLUB	AVG	G	AB	R	H	2B	3B	HR	RBI	SH	SF	HB	BB	SO	SB	CS	OBP	SLG	OPS
2017	GCL Red Sox	.257	28	74	9	19	5	0	2	15	1	0	5	14	28	1	1	.409	.405	.814
2018	Lowell	.306	47	170	30	52	12	1	4	23	0	1	4	12	60	0	1	.364	.459	.822
2019	Greenville	.202	60	208	18	42	7	2	4	21	5	0	3	16	80	0	0	.269	.313	.581
2020																				
2021	Greenville	.261	97	352	73	92	20	0	24	80	0	4	7	55	114	1	0	.368	.523	.891
2022	Portland	.263	94	316	40	83	16	1	8	47	0	5	6	49	103	0	2	.367	.396	.763
Minor League Totals		.257	326	1120	170	288	60	4	42	186	6	10	25	146	385	2	4	.353	.430	.783

DECKER, Nicholas David (Nick)

OF

HT: 6-0; **BATS:** Left; **THROWS:** Left; **BORN:** 10/2/1999 in Philadelphia, PA; **SIGNED BY:** Ray Fagnant; **ACQUIRED:** Red Sox 2nd pick (2nd round, 64th overall) in the 2018 First-Year Player Draft.

CAREER: Entered 2021 ranked by *Baseball America* as the Red Sox' No. 29 prospect...Has made 95 starts in RF, 69 in LF, and 4 in CF...**2022:** Spent the entire season with High-A Greenville, his most advanced level...Made 42 starts in LF and 17 in RF...**PERSONAL:** Named the 2018 Gatorade New Jersey Baseball Player of the Year, Seneca High School's 1st player to receive the honor...Batted .492 (29-for-59) with 7 HR as a senior in 2018...Logged 6.0 scoreless IP in the 2018 South Jersey Group 3 championship, his 1st start of the season...Played in the 2017 Perfect Game All-American Classic in Petco Park.

YEAR	CLUB	AVG	G	AB	R	H	2B	3B	HR	RBI	SH	SF	HB	BB	SO	SB	CS	OBP	SLG	OPS
2018	GCL Red Sox	.250	2	4	1	1	1	0	0	0	0	0	0	1	1	0	0	.400	.500	.900
2019	Lowell	.247	53	170	23	42	10	5	6	25	0	3	1	21	59	4	5	.328	.471	.799
2020																				
2021	Salem	.276	68	250	55	69	18	1	8	39	0	1	4	37	83	4	2	.377	.452	.829
	FCL Red Sox	.154	5	13	1	2	0	0	0	1	0	0	0	4	4	0	0	.353	.154	.507
2022	Greenville	.122	71	222	36	27	8	0	6	18	0	0	7	40	112	11	2	.275	.239	.514
Minor League Totals		.214	199	659	116	141	37	6	20	83	0	4	12	103	259	19	9	.329	.379	.708

DENLINGER, Theran Alan (Theo)

RHP

HT: 6-2; **BATS:** Right; **THROWS:** Right; **BORN:** 7/10/1996 in Dubuque, IA; **SIGNED BY:** J.J. Lally (CWS); **ACQUIRED:** From the Chicago White Sox in exchange for RHP Franklin German, 2/3/2022.

CAREER: Signed by the White Sox as a 7th-round selection in the 2021 First-Year Player Draft...**2022:** Made 8 appearances for High-A Winston-Salem to begin the year...Was promoted to Double-A Birmingham on 5/4 and spent the remainder of the season there...Led the team in saves (5) and was 6th in appearances (32)...**PERSONAL:** Pitched for Madison Area Technical College (2016-18) and Bradley University (2019-20)...Graduated from Cuba City (WI) High School.

YEAR	CLUB	W-L	ERA	G-GSCG-SHO	SV	IP	H	R	ER	HR	HB	BB	SO	SO/9	WHIP	AVG	
2021	ACL White Sox	0-1	9.00	2-0	0-0	0	2.0	3	2	2	0	1	5	22.50	2.00	.375	
	Kannapolis	0-0	2.45	14-0	0-0	2	14.2	10	6	4	1	0	6	26	15.96	1.09	.192
2022	Winston-Salem	1-0	3.60	8-0	0-0	0	10.0	9	4	4	1	0	3	17	15.30	1.20	.225
	Birmingham	1-2	4.70	32-0	0-0	5	38.1	34	21	20	6	2	18	49	11.51	1.36	.233
Minor League Totals		2-3	4.15	56-0	0-0	7	65.0	56	33	30	8	2	28	97	13.43	1.29	.228

DÍAZ, Edwin

INF

HT: 6-2; **BATS:** Right; **THROWS:** Right; **BORN:** 8/25/1995 in Vega Alta, PR; **SIGNED BY:** Ruben Escalera; **ACQUIRED:** Signed as a minor league free agent, 1/19/2023.

CAREER: Selected in the 15th round of the 2013 June Draft by OAK...Has played in over 700 games across the HOU and OAK organizations...Played for Puerto Rico in the 2023 World Baseball Classic...**2022:** Received his first non-roster invite to Major League Spring Training with the Astros...Split the season with Double-A Corpus Cristi and Triple-A Sugar Land in the HOU system...Made 31 starts at SS, 21 at 2B, 12 at 3B, and 2 at 1B across the 2 levels...**PERSONAL:** Graduated from Maestro Ladi High School in Vega Alta, Puerto Rico...His father, also Edwin Díaz, started at 2B for the Diamondbacks in their inaugural MLB game on 3/31/98 vs. COL, playing 7 games over the 1998-99 seasons for ARI.

Minor League
Players

Minor League Players, Continued

YEAR	CLUB	AVG	G	AB	R	H	2B	3B	HR	RBI	SH	SF	HB	BB	SO	SB	CS	OBP	SLG	OPS
2013	AZL Athletics	.239	27	92	7	22	6	1	1	6	0	1	0	5	25	1	1	.276	.359	.635
2014	AZL Athletics	.241	44	145	21	35	12	1	1	7	1	1	6	17	39	2	0	.343	.359	.702
2015	AZL Athletics	.171	24	76	10	13	2	0	2	6	0	0	1	8	22	0	0	.259	.276	.535
	Beloit	.100	45	140	9	14	8	0	0	13	2	2	2	8	49	0	0	.158	.157	.315
2016	Beloit	.236	92	296	31	70	13	0	5	34	6	4	8	26	101	4	2	.311	.331	.642
2017	Beloit	.255	89	302	49	77	12	3	10	45	2	2	2	43	91	0	0	.350	.414	.764
2017	Beloit	.255	89	302	49	77	12	3	10	45	2	2	2	43	91	0	0	.350	.414	.764
	Stockton	.089	13	45	2	4	0	1	0	3	1	1	0	4	15	0	0	.160	.133	.293
2018	Stockton	.236	84	296	44	70	19	0	13	37	3	3	3	39	98	3	0	.328	.432	.760
	Midland	.155	31	103	6	16	4	0	2	13	1	4	0	8	32	1	0	.209	.252	.461
2019	Midland	.238	127	458	63	109	36	7	14	72	2	3	9	48	153	3	1	.320	.439	.759
	Las Vegas	.000	4	13	0	0	0	0	0	0	0	0	0	1	3	0	0	.071	.000	.071
2020																				
2021	ACL Athletics	.273	4	11	1	3	0	0	0	0	0	0	1	1	3	0	0	.385	.273	.658
	Midland	.243	41	144	19	35	7	0	7	17	0	0	2	14	56	1	0	.319	.438	.757
	Las Vegas	.111	18	54	5	6	0	0	2	4	0	0	0	7	26	0	0	.213	.222	.435
2022	Corpus Christi	.168	44	149	20	25	2	1	9	24	0	2	1	17	60	2	0	.254	.376	.630
	Sugar Land	.227	30	110	12	25	5	1	3	17	1	1	0	8	46	0	0	.277	.373	.650
Minor League Totals		.215	717	2434	299	524	126	15	69	298	19	24	35	254	819	17	4	.296	.364	.660

DIAZ, Jonathan Merced

C

HT: 5-11; **BATS:** Left; **THROWS:** Right; **BORN:** 7/7/1999 in Santo Domingo Centro, Santo Domingo, DR; **SIGNED BY:** Eddie Romero and Manny Naniita; **ACQUIRED:** Signed as an international free agent, 7/2/2017.

CAREER: Has made 77 starts at catcher and played in 1 game at 1B...Has thrown out 34 of 105 attempted base stealers (32.4%).

YEAR	CLUB	AVG	G	AB	R	H	2B	3B	HR	RBI	SH	SF	HB	BB	SO	SB	CS	OBP	SLG	OPS
2017	DSL Red Sox	.270	19	63	8	17	4	0	2	10	0	0	0	6	13	1	2	.333	.429	.762
2018	GCL Red Sox	.261	27	92	6	24	4	3	1	14	0	1	0	8	23	0	0	.317	.402	.719
2019	Lowell	.243	29	103	15	25	8	3	1	7	0	0	1	9	32	2	1	.310	.408	.718
2020																				
2021	FCL Red Sox	.250	6	16	0	4	4	0	0	8	1	0	0	3	4	0	1	.368	.500	.868
	Salem	.282	11	39	5	11	1	0	2	12	0	0	0	3	11	0	0	.333	.462	.795
2022	Salem	.381	8	21	5	8	3	1	0	4	0	0	0	6	5	1	0	.519	.619	1.138
Minor League Totals		.266	100	334	39	89	24	7	6	55	1	1	1	35	88	4	4	.337	.434	.771

DIVALERIO, Jordan Drew

RHP

HT: 6-1; **BATS:** Right; **THROWS:** Right; **BORN:** 10/9/1997 in Berwick, PA; **SIGNED BY:** Ray Fagnant; **ACQUIRED:** Signed as a non-drafted free agent, 6/16/2020.

2022: Made his 1st appearance of the season for Single-A Salem before making each of his final 29 for High-A Greenville...Posted a 3.83 ERA (17 ER/40.0 IP) over his final 16 outings, beginning 6/26...**PERSONAL:** Pitched at St. Joseph's University (PA)...In 2020, was tied for the Atlantic 10 lead with 33 SO and 3 wins when the season was stopped...Named to the 2019 Philadelphia Big 5 Baseball All-Big 5 Team...Attended Berwick (PA) High School.

YEAR	CLUB	W-L	ERA	G-GSCG-SHO	SV	IP	H	R	ER	HR	HB	BB	SO	SO/9	WHIP	AVG	
2020						Did Not Play											
2021	Salem	9-4	5.72	31-1	0-0	0	72.1	83	50	46	8	3	46	72	8.96	1.37	.287
2022	Salem	0-0	36.00	1-0	0-0	0	1.0	4	4	4	0	0	1	1	9.00	5.00	.571
	Greenville	4-0	5.32	29-0	0-0	1	67.2	82	50	40	12	1	15	67	8.91	1.43	.293
Minor League Totals		13-4	5.74	61-1	0-0	1	141.0	169	104	90	20	4	32	140	8.94	1.43	.293

DOBBINS, Hunter

RHP

HT: 6-2; **BATS:** Right; **THROWS:** Right; **BORN:** 8/30/1999 in Bryan, TX; **SIGNED BY:** Chris Reilly; **ACQUIRED:** Red Sox 8th pick (8th round, 226th overall) in the 2021 First-Year Player Draft.

2022: Made 17 starts for Single-A Salem during his professional debut...Tossed at least 5.0 innings in 8 starts, posting a 3.15 ERA (14 ER/40.0 IP) in those outings...Struck out a career-high 10 batters over 5.0 IP on 7/4 at Delmarva...

PERSONAL: Pitched at Texas Tech University (2019-20) but missed his junior season after undergoing Tommy John surgery in March 2021...Attended Rudder (TX) High School...His father, Lance, pitched for 2 seasons (1996-97) in the Diamondbacks organization.

YEAR	CLUB	W-L	ERA	G-GSCG-SHO	SV	IP	H	R	ER	HR	HB	BB	SO	SO/9	WHIP	AVG	
2021						Did Not Play											
2022	Salem	0-5	5.22	17-17	0-0	0	69.0	82	44	40	6	2	22	68	8.87	1.51	.301

DONLAN, Matthew David (Matt)

C

HT: 6-3; **BATS:** Right; **THROWS:** Right; **BORN:** 11/9/1999 in New Haven, CT; **SIGNED BY:** Ray Fagnant; **ACQUIRED:** Signed as a non-drafted free agent, 7/20/2022.

CAREER: Made 8 starts at catcher in his 1st professional season...Threw out 4 of 8 attempted base stealers (50.0%)...Recorded his 1st career RBI on 8/18 vs. Delmarva (1-for-3, SF).

YEAR	CLUB	AVG	G	AB	R	H	2B	3B	HR	RBI	SH	SF	HB	BB	SO	SB	CS	OBP	SLG	OPS
2022	Salem	.148	8	27	2	4	1	0	0	1	0	1	1	3	5	0	0	.250	.185	.435

Minor League Players, Continued

DROHAN, Shane Liam

LHP

HT: 6-3; **BATS:** Left; **THROWS:** Left; **BORN:** 1/7/1999 in Fort Lauderdale, FL; **SIGNED BY:** Dante Ricciardi; **ACQUIRED:** Red Sox 4th pick (5th round, 148th overall) in the 2020 First-Year Player Draft.

CAREER: Named a Red Sox Organization All-Star by MiLB.com during his professional debut in 2021...Named Low-A East Pitcher of the Week for 7/26-8/1/21 with Salem...Named Red Sox Minor League Starting Pitcher of the Month for June 2022...**2022:** Made 22 appearances (20 starts) for High-A Greenville and 5 starts for Double-A Portland, his debut at each level...Went 7-8 with a 3.89 ERA, 10.90 SO/9.0 IP, and 3.08 SO/BB (129.2 IP, 112 H, 56 ER, 51 BB, 157 SO)...Led Red Sox minor leaguers in strikeouts (157) and ranked among leaders in ERA (4th, 3.89), starts (T-3rd, 25), innings (4th, 129.2), opponent AVG (4th, .227), and WHIP (4th, 1.26)...Tossed 5.0+ IP in 20 of his 25 starts...Recorded a career-high 14 SO over 5.2 IP on 6/7 vs. Asheville (22 BF)...Tossed a season-high 6.0 IP twice: 4/21 vs. Winston-Salem and 5/3 vs. Rome...Posted a 1.77 ERA (4 ER/20.1 IP) over his final 4 starts with Greenville before being assigned to Portland on 8/16...Allowed 4 runs in 5.0 IP during his Double-A debut on 8/20 at Reading before allowing 5 ER in 19.0 IP (2.37 ERA) over his final 5 starts with the Sea Dogs...**PERSONAL:** Pitched at Florida State University from 2018-20...Selected by the Phillies in the 23rd round of the 2017 June Draft (did not sign)...Pitched for Falmouth of the Cape Cod Baseball League in 2019...Attended Cardinal Newman High School in West Palm Beach, FL...His father, Bill Drohan, pitched in the Royals system from 1987-90.

YEAR	CLUB	W-L	ERA	G-GSCG-SHO	SV	IP	H	R	ER	HR	HB	BB	SO	SO/9	WHIP	AVG
2020						Did Not Play										
2021	Salem	7-4	3.96	23-23	0-0	0	88.2	81	44	39	3	2	45	8.73	1.42	.245
2022	Greenville	6-7	4.00	22-20	0-0	0	105.2	91	56	47	15	5	40	136	11.58	1.24
	Portland	1-1	3.38	5-5	0-0	0	24.0	21	13	9	5	0	11	21	7.88	1.33
Minor League Totals		14-12	3.92	50-48	0-0	0	218.1	193	113	95	23	7	96	243	10.02	1.32

ENCARNACIÓN, Juan Daniel

RHP

HT: 6-2; **BATS:** Right; **THROWS:** Right; **BORN:** 3/30/2001 in San Pedro de Macoris, DR; **SIGNED BY:** Manny Nanita and Todd Claus; **ACQUIRED:** Signed as an international free agent, 9/3/2018.

CAREER: Named FCL Pitcher of the Month for July 2021...Led the FCL Red Sox during 2021 in starts (10), innings (45.2), and strikeouts (56)...Made a team-high 14 starts for the DSL Red Sox2 during his 1st season in 2019, allowing 2 ER or fewer in 10 of his outings...**2022:** Split the season between Single-A Salem and High-A Greenville, his most advanced levels...Set career highs in appearances (26), starts (25), innings pitched (113.1), and strikeouts (129)...Tossed 5.0+ IP in 14 of his starts, including a season-high 6.0 IP twice.

YEAR	CLUB	W-L	ERA	G-GSCG-SHO	SV	IP	H	R	ER	HR	HB	BB	SO	SO/9	WHIP	AVG
2019	DSL Red Sox2	0-5	3.86	14-14	0-0	0	56.0	52	29	24	1	7	24	49	7.86	1.36
2020						Did Not Play										
2021	FCL Red Sox	2-1	2.96	12-10	0-0	0	45.2	34	17	15	7	3	11	56	11.04	0.99
2022	Salem	10-5	4.09	24-23	0-0	0	103.1	95	53	47	3	10	39	119	10.36	1.30
	Greenville	0-0	3.60	2-2	0-0	0	10.0	7	4	4	1	2	3	10	9.00	1.00
Minor League Totals		12-11	3.77	52-49	0-0	0	215.0	188	103	90	12	22	77	234	9.80	1.23

ERRO, Alex Lee

C

HT: 5-10; **BATS:** Switch; **THROWS:** Right; **BORN:** 12/5/1997 in Evanston, IL; **SIGNED BY:** Todd Gold; **ACQUIRED:** Red Sox 17th pick (17th round, 527th overall) in the 2019 First-Year Player Draft.

CAREER: Has appeared defensively at C (74 GS), 3B (35), 2B (19), LF (19), and 1B (6)...**2022:** Played 40 games for High-A Greenville, his most advanced level...Hit .354 (29-for-82) with an .846 OPS in 27 games from 5/29 through the end of the season...**PERSONAL:** Played at Northwestern University (2017-19)...Named First-Team All-G Ten as a junior...Graduated from Gulliver Preparatory School.

YEAR	CLUB	AVG	G	AB	R	H	2B	3B	HR	RBI	SH	SF	HB	BB	SO	SB	CS	OBP	SLG	OPS
2019	Lowell	.277	43	141	16	39	5	0	0	17	1	2	1	9	18	1	1	.320	.312	.632
2020						Did Not Play														
2021	Salem	.242	90	327	50	79	16	2	2	33	1	1	3	41	75	6	4	.331	.321	.652
2022	Greenville	.301	40	123	20	37	4	2	2	20	0	1	1	14	29	2	1	.374	.415	.789
Minor League Totals		.262	173	591	86	155	25	4	4	70	2	4	5	64	122	9	6	.337	.338	.675

ESPLIN, Tyler Daniel

OF

HT: 6-3; **BATS:** Left; **THROWS:** Right; **BORN:** 7/6/1999 in Lake Forest, IL; **SIGNED BY:** Stephen Hargett; **ACQUIRED:** Red Sox 7th pick (7th round, 221st overall) in the 2017 First-Year Player Draft.

CAREER: Has made 177 starts in RF, 56 in CF, and 32 in LF...Entered 2020 ranked by *Baseball America* as the Red Sox' No. 28 prospect...In 2019, led High-A Salem in doubles (26)...**2022:** Played for High-A Greenville (30 G) and Double-A Portland (5 G)...Also played 3 rehab games for the Rookie-level FCL Red Sox...**PERSONAL:** Attended IMG Academy (FL).

YEAR	CLUB	AVG	G	AB	R	H	2B	3B	HR	RBI	SH	SF	HB	BB	SO	SB	CS	OBP	SLG	OPS
2017	GCL Red Sox	.271	22	85	16	23	4	0	2	11	0	0	2	7	26	1	0	.340	.388	.728
2018	Lowell	.217	52	184	18	40	7	4	3	24	0	1	0	23	53	5	2	.303	.348	.651
2019	Greenville	.253	100	387	52	98	26	3	5	43	1	4	4	40	107	6	3	.326	.375	.701
	Salem	.200	2	5	0	1	0	0	0	0	0	0	0	1	2	0	0	.333	.200	.533
2020						Did Not Play														
2021	Greenville	.202	78	297	42	60	14	1	2	30	0	1	2	38	90	4	0	.296	.276	.572
2022	Greenville	.245	30	106	15	26	7	3	0	6	1	1	0	13	34	0	0	.325	.368	.693
	Portland	.214	5	14	2	3	0	0	0	0	0	0	0	3	5	0	0	.353	.214	.567
	FCL Red Sox	.333	3	6	1	2	1	0	0	1	0	0	0	2	1	0	0	.500	.500	1.000
Minor League Totals		.233	292	1084	146	253	59	11	12	115	2	7	8	127	318	16	5	.316	.341	.657

Minor League
Players

Minor League Players, Continued

FELIX, Jhonny David

RHP

HT: 6-0; **BATS:** Switch; **THROWS:** Right; **BORN:** 9/4/1998 in San Francisco de Macoris, DR; **SIGNED BY:** Lane Decker; **ACQUIRED:** Signed as a non-drafted free agent, 7/24/2021.

2022: Make 16 relief appearances for the Rookie-level FCL Red Sox and 15 for Single-A Salem, his most advanced level...Tossed more than 1.0 IP in 10 of his outings between the clubs...**PERSONAL:** Played 2 seasons at Western Oklahoma State College (2020-21)...Attended Brighton High School (MA)...Selected by MIA in the 21st round of the 2019 June Draft but did not sign...Played for Purcellville in the Valley Baseball League in the summer of 2019...Father, Julian, played 13 MLB seasons as an infielder for STL (1960-71) and CIN (1972), and was a member of STL's 1967 World Series champion team that defeated the Impossible Dream Red Sox.

YEAR	CLUB	W-L	ERA	G-GSCG-SHO	SV	IP	H	R	ER	HR	HB	BB	SO	SO/9	WHIP	AVG
2021	FCL Red Sox	0-1	30.00	5-0	0-0	0	3.0	7	10	10	1	2	6	6	18.00	4.33 .467
2022	Salem	0-0	9.72	15-0	0-0	1	16.2	14	23	18	0	2	30	20	10.80	2.64 .230
	FCL Red Sox	2-1	6.55	16-0	0-0	2	22.0	18	19	16	2	1	21	25	10.23	1.77 .220
Minor League Totals		2-2	9.50	36-0	0-0	3	41.2	39	52	44	3	5	57	51	11.02	2.30 .247

FELIZ, Albert

1B/OF

HT: 6-2; **BATS:** Right; **THROWS:** Right; **BORN:** 4/13/2002 in Santo Domingo, DR; **SIGNED BY:** Manny Nanita and Todd Claus; **ACQUIRED:** Signed as international free agent, 7/2/2018.

CAREER: Has appeared at 1B (42 G, 36 GS), LF (34, 32), RF (9, 4), and CF (1 G)...Has also made 2 pitching appearances...In 2019, led the DSL Red Sox1 in doubles (15), HR (9), RBI (47), and games (66)...Hit 3 HR and had 6 RBI on 6/6/19 vs. the DSL Rays1...Was 1 of only 3 players in the DSL to hit 3 HR in a game in 2019, and was the Red Sox' 1st DSL player with a 3-HR game since at least 2006.

YEAR	CLUB	AVG	G	AB	R	H	2B	3B	HR	RBI	SH	SF	HB	BB	SO	SB	CS	OBP	SLG	OPS
2019	DSL Red Sox1	.250	66	236	29	59	15	0	9	47	0	4	3	23	76	3	3	.320	.428	.748
2020										Did Not Play										
2021	FCL Red Sox	.180	20	50	4	9	5	0	0	5	0	0	0	10	22	0	1	.317	.280	.597
2022	FCL Red Sox	.194	19	36	4	7	0	1	1	4	0	0	0	8	13	0	0	.341	.333	.674
Minor League Totals		.233	106	322	37	75	20	1	10	56	0	4	3	41	111	3	4	.322	.394	.716

FERGUSON, Max Tucker

INF

HT: 6-1; **BATS:** Left; **THROWS:** Right; **BORN:** 8/23/1999 in Jacksonville, FL, USA; **ACQUIRED:** From the San Diego Padres with 1B Eric Hosmer, OF Corey Rosier and cash in exchange for LHP Jay Groome, 8/2/2022.

CAREER: Signed by the San Diego Padres as a 5th-round selection in the 2021 First-Year Player Draft...Has made 43 starts at SS, 32 at 2B, 14 in CF, 7 at 3B, and 1 at 1B...**2022:** Began the season with Single-A Lake Elsinore, where he led the team in OBP (.403) and walks (61), and runs (63) at the time of his promotion to Fort Wayne...Acquired by the Red Sox on 8/2...Made his Red Sox organization debut on 8/4 at Rome, going 1-for-4 with a double...Named Red Sox Minor League Baserunner of the Month for August...**PERSONAL:** Played 3 seasons at the University of Tennessee (2019-21), where he helped the Vols reach the 2021 College World Series...Attended the Bolles School in Jacksonville, FL, where he helped the Bulldogs win back-to-back state titles in 2014 and 2015...Notable Bolles School alumni include Hall of Famer Chipper Jones and New England Patriot Mac Jones.

YEAR	CLUB	AVG	G	AB	R	H	2B	3B	HR	RBI	SH	SF	HB	BB	SO	SB	CS	OBP	SLG	OPS
2021	ACL Padres	.239	25	71	14	17	4	1	0	9	0	1	0	22	22	10	1	.415	.324	.739
	Lake Elsinore	.170	12	47	15	8	2	1	0	4	0	0	2	9	20	5	0	.328	.255	.583
2022	Lake Elsinore	.247	64	239	63	59	9	5	3	39	2	2	3	61	70	51	4	.403	.364	.767
	Fort Wayne	.162	27	105	14	17	4	3	3	11	3	1	2	14	31	4	1	.270	.343	.613
	Greenville	.181	23	72	18	13	2	0	1	10	0	1	1	21	26	6	0	.368	.250	.618
Minor League Totals		.213	151	534	124	114	21	10	7	73	5	5	8	127	169	76	6	.369	.330	.699

FERNANDEZ, Ryan Austin

RHP

HT: 6-0; **BATS:** Right; **THROWS:** Right; **BORN:** 6/11/1998 in Tampa, FL; **SIGNED BY:** Stephen Hargett; **ACQUIRED:** Red Sox 23rd pick (23rd round, 700th overall) in the 2018 First-Year Player Draft.

2022: Made 35 relief appearances between High-A Greenville (25) and Double-A Portland (10), his most advanced level...Set a career high and ranked T-2nd among Red Sox minor leaguers in saves (10-for-13)...Named Red Sox Minor League Relief Pitcher of the Month for June, making 9 scoreless appearances for the Drive during the month (10.1 IP, 8 H, BB, 19 SO)...**PERSONAL:** Pitched at Hillsborough Community College (Tampa, FL) in 2018...Attended Alonzo High School in Tampa.

YEAR	CLUB	W-L	ERA	G-GSCG-SHO	SV	IP	H	R	ER	HR	HB	BB	SO	SO/9	WHIP	AVG
2018	GCL Red Sox	1-1	3.46	10-7	0-0	0	26.0	28	10	3	0	6	31	10.73	1.31	.269
2019	Lowell	4-1	2.49	17-1	0-0	4	43.1	30	15	12	2	0	11	38	7.89	0.95 .188
2020																
2021	Salem	3-1	1.50	17-0	0-0	2	36.0	33	10	6	0	0	9	42	10.50	1.17 .239
	Greenville	1-0	4.32	7-0	0-0	0	16.2	13	8	8	3	2	5	18	9.72	1.08 .213
2022	Greenville	1-2	4.00	25-0	0-0	7	27.0	28	13	12	3	0	9	40	13.33	1.37 .262
	Portland	1-1	4.97	10-0	0-0	3	12.2	12	9	7	3	0	2	16	11.37	1.11 .240
Minor League Totals		11-6	3.06	86-8	0-0	16	161.2	144	65	55	14	2	42	185	10.30	1.15 .232

Minor League Players, Continued

FRANKS, Feleipe Edward

RHP

HT: 6-6; **BATS:** Switch; **THROWS:** Right; **BORN:** 12/22/1997 in Woodville, FL; **SIGNED BY:** Stephen Hargett; **ACQUIRED:** Red Sox 31st Pick (31st round, 947th overall) in the 2019 First-Year Player Draft.

PERSONAL: Played high school baseball and football at Wakulla High School (Crawfordville, FL)...Signed with the NFL's Atlanta Falcons as an undrafted free agent on 5/3/21...Threw his 1st career pass in Week 11 vs. the New England Patriots...In 2022, changed positions to tight end and appeared in 11 games for the Falcons...Appeared in 28 games at quarterback for the University of Florida from 2017-2019 and 9 games at the University of Arkansas in 2020...In 2018 was named offensive MVP of the Chick-fil-A Peach Bowl in Florida's 41-15 win over 15 Michigan...In 2020 at Arkansas, broke the single-season school record for completion percentage (68.5%).

YEAR	CLUB	W-L	ERA	G-GSCG-SHO	SV	IP	H	R	ER	HR	HB	BB	SO	SO/9	WHIP	AVG
2019						Did Not Play										
2020						Did Not Play										
2021						Did Not Play										
2022						Did Not Play										

GAMBRELL, Grant

RHP

HT: 6-4; **BATS:** Left; **THROWS:** Right; **BORN:** 11/21/1997 in Clovis, CA; **SIGNED BY:** Joe Ross (KC); **ACQUIRED:** From the Kansas City Royals with RHP Luis De La Rosa to complete a 3-team trade, 6/4/2021.

CAREER: Selected by KC in the 3rd round of the 2019 First-Year Player Draft...**2022:** Missed the entire season recovering from an ankle injury in 2021...**PERSONAL:** In 2020, made 1 start for Sugar Land of the independent Constellation Energy League...Played 3 seasons at Oregon State University (2017-19), where he helped win the 2018 College World Series...Named All-Pac-12 Conference Honorable Mention in 2018 and '19...Graduated from Buchanan High School (CA).

YEAR	CLUB	W-L	ERA	G-GSCG-SHO	SV	IP	H	R	ER	HR	HB	BB	SO	SO/9	WHIP	AVG
2019	Idaho Falls	1-6	6.67	11-10	0-0	0	27.0	41	25	20	5	2	11	28	9.33	1.93 .347
2020	Sugar Land (Ind.)	0-0	9.00	1-1	0-0	0	1.0	2	1	0	5	5	1	9.00	7.00 .500	
2021	Quad Cities	2-1	4.37	5-5	0-0	0	22.2	16	12	11	5	0	7	18	7.15	1.01 .190
	Greenville	1-6	7.16	8-8	0-0	0	32.2	44	29	26	8	5	14	38	10.47	1.78 .314
2022	Did Not Play															
Minor League Totals		4-13	6.23	24-23	0-0	0	82.1	101	66	57	18	7	32	84	9.18	1.62 .295
Independent Lg. Totals		0-0	9.00	1-1	0-0	0	1.0	2	1	0	5	5	1	9.00	7.00 .500	

GARCIA, Jhostynxon Alirio

OF

HT: 6-0; **BATS:** Right; **THROWS:** Right; **BORN:** 12/11/2002 in San Fernando de Apure, VZ; **SIGNED BY:** Rolando Pino and Eddie Romero; **ACQUIRED:** Signed as an international free agent, 7/2/2019.

CAREER: Has made 25 starts in CF, 18 in RF, and 15 in LF...In 2021, led the DSL Red Sox-Blue in HR (4), SLG (.481), OPS (.905), walks (33), and XBH (15)...**2022:** Made his FCL Red Sox debut, recording 4 outfield assists...Did not commit an error all season (166.0 innings; 37 total chances).

YEAR	CLUB	AVG	G	AB	R	H	2B	3B	HR	RBI	SH	SF	HB	BB	SO	SB	CS	OBP	SLG	OPS
2020										Did Not Play										
2021	DSL Red Sox-Blue	.281	45	135	36	38	7	4	4	27	0	1	1	33	32	5	4	.424	.481	.905
2022	FCL Red Sox	.188	31	101	18	19	5	2	3	17	0	2	4	18	38	4	2	.328	.366	.694
Minor League Totals		.242	76	236	54	57	12	6	7	44	0	3	5	51	70	9	6	.383	.432	.815

GETTYS, Michael Edward

RHP

HT: 6-1; **BATS:** Right; **THROWS:** Right; **BORN:** 10/22/1995 in Gainesville, GA; **SIGNED BY:** Andrew Salvo (SD); **ACQUIRED:** Signed as a minor league free agent, 11/10/2020.

CAREER: Is in his 2nd full season as a pitcher, converting from an outfielder during the 2021 season...Has made 45 relief appearances as well as 474 starts in CF, 45 in RF, and 2 in LF...Has recorded 84 OF assists...Recorded 10+ assists in a season 4 times, including 21 in 2015 for Single-A Fort Wayne and 16 in 2018 for Double-A San Antonio...Spent his first 7 seasons in the SD system after being selected by the club in the 2nd round of the 2014 First-Year Player Draft...Named a mid-season All Star twice (2016, Single-A Midwest League; 2018, Double-A Texas League) and post-season All-Star once (Rookie-level Arizona League)...In 2019, his 1st season at the Triple-A level, led Padres minor leaguers in HR (31), RBI (91), XBH (65), total bases (262), and runs (97) in 128 games for El Paso...Also led the club in 2019 in doubles (29), triples (5), and stolen bases (16)...Attended 2021 ML Spring Training camp with BOS as a non-roster invitee, his 2nd consecutive big league camp (also 2020 with SD)...**2022:** Completed his 1st full season as a pitcher...Posted a 2.23 ERA (12 ER/48.1 IP) in 40 relief appearances between High-A Greenville and Double-A Portland...Ranked T-6th among Red Sox minor leaguers in saves (7-for-7)...Recorded a 5.63 ERA (10 ER/16.0 IP) through his first 12 outings—all with the Drive—before posting a 0.56 ERA (2 ER/32.1 IP) over his final 28 outings between the 2 levels...Promoted to Portland on 7/14...Allowed just 1 ER over 18.2 IP (0.48 ERA) in 18 outings with the Sea Dogs, and converted all 7 save opportunities...**PERSONAL:** Last name is pronounced GET-eez...Participated in the 2013 Perfect Game All-American Classic at PETCO Park in San Diego...Graduated from Gainesville High School (GA), where he was named the *Gainesville Times* Player of the Year in 2012 as a sophomore and again in 2014 as a senior.

Minor League Players, Continued

YEAR	CLUB	AVG	G	AB	R	H	2B	3B	HR	RBI	SH	SF	HB	BB	SO	SB	CS	OBP	SLG	OPS
2014	AZL Padres	.310	52	213	29	66	8	5	3	38	3	1	1	15	66	14	2	.353	.437	.790
2015	Fort Wayne	.231	122	494	62	114	27	6	6	44	5	1	1	28	162	20	10	.271	.346	.617
2016	Fort Wayne	.304	68	257	37	78	10	5	3	27	2	2	10	18	69	24	10	.369	.416	.786
	Lake Elsinore	.306	60	248	40	76	13	0	9	33	2	2	3	17	77	9	6	.356	.468	.823
2017	Lake Elsinore	.254	116	457	84	116	22	4	17	51	2	2	6	46	191	22	8	.329	.431	.760
2018	San Antonio	.230	125	431	51	99	22	3	15	53	1	4	6	31	160	17	6	.290	.399	.689
2019	El Paso	.256	128	507	97	130	29	5	31	91	6	0	5	33	168	14	6	.305	.517	.822
2020																				
2021	Worcester	.201	46	149	24	30	7	0	5	14	0	2	3	12	60	7	1	.271	.349	.620
	Minor League Totals	.257	717	2756	424	709	138	28	89	351	21	14	35	200	953	127	49	.313	.425	.738

YEAR	CLUB	W-L	ERA	G-GSCG-SHO	SV	IP	H	R	ER	HR	HB	BB	SO	SO/9	WHIP	AVG	
2021	FCL Red Sox	1-0	3.60	5-0	0-0	0	5.0	5	2	2	1	0	4	5	9.00	1.80	.263
2022	Greenville	2-1	3.34	22-0	0-0	0	29.2	39	15	11	3	2	7	23	6.98	1.55	.325
	Portland	2-0	0.48	18-0	0-0	7	18.2	10	3	1	0	1	8	8	3.86	0.96	.167
Minor League Totals		5-1	2.36	45-0	0-0	7	53.1	54	20	14	4	3	19	36	6.08	1.37	.271

GODMAN, Jaret

RHP

HT: 6-2; **BATS:** Left; **THROWS:** Right; **BORN:** 5/7/2000 in Las Vegas, NV; **SIGNED BY:** Chris Reilly; **ACQUIRED:** Red Sox 20th pick (19th round, 579th overall) in the 2022 First-Year Player Draft.

2022: Made 2 scoreless relief appearances for the Rookie-level FCL Red Sox during his professional debut... **PERSONAL:** Played at the University of Oklahoma (2019-22)...Pitched for 3 different summer league teams during his collegiate career: Green Bay in the Northwoods League (2019), Frisco in the Texas College League (2020), and Yarmouth-Dennis in the Cape Cod Baseball League (2021)...Graduated from Palo Verde High School (NV).

YEAR	CLUB	W-L	ERA	G-GSCG-SHO	SV	IP	H	R	ER	HR	HB	BB	SO	SO/9	WHIP	AVG
2022	FCL Red Sox	0-0	0.00	2-0	0-0	0	2.0	1	0	0	0	1	3	13.50	1.00	.143

GOMEZ, Rio Andres

LHP

HT: 6-0; **BATS:** Left; **THROWS:** Left; **BORN:** 10/20/1994 in Miami, FL; **SIGNED BY:** Vaughn Williams; **ACQUIRED:** Red Sox 36th pick (36th round, 1,091st overall) in the 2017 First-Year Player Draft.

CAREER: Allowed 0 HR in 32.1 IP in his pro debut in 2017...Pitched for Colombia in the 2023 World Baseball Classic...**2022:** Spent the entire season with Double-A Portland...**PERSONAL:** Pitched for the University of Arizona from 2015-17 and for Coituit of the Cape Cod Baseball League in 2016...Graduated from Desert Vista (AZ) High School...Is the son of the late ESPN reporter Pedro Gomez.

YEAR	CLUB	W-L	ERA	G-GSCG-SHO	SV	IP	H	R	ER	HR	HB	BB	SO	SO/9	WHIP	AVG	
2017	GCL Red Sox	2-1	1.98	13-1	0-0	2	27.1	27	11	6	0	0	7	25	8.23	1.24	.252
	Lowell	0-1	9.00	3-0	0-0	0	5.0	8	6	5	0	0	3	6	10.80	2.20	.364
2018	Lowell	2-0	1.65	11-1	0-0	0	27.1	19	6	5	1	0	4	24	7.90	0.84	.188
	Greenville	0-1	3.24	7-0	0-0	1	8.1	10	4	3	2	0	2	10	10.80	1.44	.303
2019	Greenville	2-0	1.09	14-0	0-0	5	24.2	13	4	3	2	1	4	37	13.5	0.69	.149
	Salem	1-2	2.80	25-0	0-0	2	45.0	42	18	14	6	0	20	38	7.60	1.38	.255
2020						Did Not Play											
2021	Greenville	0-0	4.70	3-0	0-0	0	7.2	10	4	4	1	0	1	10	11.74	1.43	.313
	Portland	1-1	3.43	26-0	0-0	0	39.1	37	16	15	3	1	12	50	11.44	1.25	.252
2022	Portland	2-1	6.55	24-2	0-0	0	33.0	39	25	24	8	5	16	41	11.18	1.67	.302
Minor League Totals		10-7	3.27	126-4	0-0	10	217.2	205	94	79	23	7	69	241	9.96	1.26	.249

GONZALEZ, Bryan Antonio

OF

HT: 6-2; **BATS:** Right; **THROWS:** Right; **BORN:** 9/18/2001 in Villa Mella, DR; **SIGNED BY:** Domingo Brito and Todd Claus; **ACQUIRED:** Signed as an international free agent, 7/2/2018.

CAREER: Has made 52 starts in RF, 37 in LF, and 3 in CF...In 2019, led the DSL Red Sox2 in runs (43), triples (4), HR (9), and RBI (41); recorded 10 OF assists and 1 DP...In 2021, led the FCL Red Sox in HR (5), RBI (27), and runs scored (28), also ranking 2nd in stolen bases (8-for-8)...**2022:** Primarily played for Single-A Salem...Batted .302 (16-for-53) with 6 runs, 3 2B, 1 HR, and 6 RBI through his first 14 games with Salem...Named Red Sox Minor League Baserunner of the Month for June.

YEAR	CLUB	AVG	G	AB	R	H	2B	3B	HR	RBI	SH	SF	HB	BB	SO	SB	CS	OBP	SLG	OPS
2019	DSL Red Sox2	.251	67	255	43	64	12	4	9	41	0	2	6	30	77	7	3	.341	.435	.777
2020																				
2021	FCL Red Sox	.230	39	139	28	32	5	1	5	27	0	2	1	19	54	8	0	.323	.388	.712
2022	FCL Red Sox	.071	9	28	4	2	0	0	0	2	0	1	1	4	12	1	2	.206	.071	.277
	Salem	.234	32	111	11	26	5	0	1	9	0	0	0	15	35	5	2	.325	.306	.631
	Minor League Totals	.233	147	533	86	124	22	5	15	79	0	5	8	68	178	21	7	.326	.377	.703

Minor League Players, Continued

GONZALEZ, Wikelman David

RHP

HT: 6-0; **BATS:** Right; **THROWS:** Right; **BORN:** 3/25/2002 in Maracay, Aragua, VZ; **SIGNED BY:** Wilder Lobo and Rolando Pino; **ACQUIRED:** Signed as an international free agent, 7/2/2018.

CAREER: Enters 2023 ranked as a top Red Sox prospect by *Baseball America* (No. 12) and MLB.com (No. 12)... Ranked by *BA* as the Sox' No. 13 prospect entering 2022...**2022:** Primarily pitched for Single-A Salem (21 GS) while also making his High-A debut with Greenville (4 GS)... Combined to go 4-3 with a 4.21 ERA and 11.07 SO/9.0 IP (98.1 IP, 46 ER, 121 SO)... Allowed just 2 HR to 428 BF in 98.1 IP (0.18 HR/9.0 IP)... Recorded a season-high 9 SO over 5.0 scoreless IP on 4/14 at Fayetteville (1 H, 3 BB)... Credited with a complete game on 6/2 vs. Columbia (5.0 IP)... Allowed 2 runs or fewer over 5.0+ IP in 3 consecutive starts for Salem from 8/2-13 (16.0 IP, 9 H, 3 R, 4 BB, 16 SO), including 6.0 scoreless IP on 8/13 at Kannapolis... Promoted to Greenville on 8/18, where he remained through the end of the season... Posted a 2.65 ERA in 4 starts for the Drive (17.0 IP, 13 H, 5 R, 6 BB, 23 SO).

YEAR	CLUB	W-L	ERA	G-GSCG-SHO	SV	IP	H	R	ER	HR	HB	BB	SO	SO/9	WHIP	AVG
2019	DSL Red Sox1	0-3	3.30	14-14	0-0	46.1	34	22	17	3	3	24	44	8.55	1.25	.209
2020						Did Not Play										
2021	FCL Red Sox	4-2	3.60	8-7	1-0	35.0	29	16	14	1	3	8	46	11.83	1.06	.223
	Salem	0-0	1.53	4-4	0-0	17.2	13	5	3	1	1	8	20	10.19	1.19	.206
2022	Salem	4-3	4.54	21-21	1-0	81.1	63	46	41	2	9	48	98	10.84	1.36	.212
	Greenville	0-0	2.65	4-4	0-0	17.0	13	5	5	0	3	6	23	12.18	1.12	.213
Minor League Totals		8-8	3.65	51-50	2-0	197.1	152	94	80	7	19	94	231	10.54	1.25	.213

GRANBERG, Devlin Carter

1B/OF

HT: 6-2; **BATS:** Right; **THROWS:** Right; **BORN:** 9/8/1995 in Englewood, CO; **SIGNED BY:** Brandon Agamenzone; **ACQUIRED:** Red Sox 6th pick (6th round, 190th overall) in the 2018 First-Year Player Draft.

CAREER: Named a mid-season All-Star in 2018 (New York-Penn League) and 2019 (South Atlantic League)... In 2018, led Short-A Lowell in hits (67), runs (40), doubles (18), and RBI (29)... Has made 78 starts at 1B and 30 in the OF... Ranked among Red Sox organization leaders during 2021 in HR (T-4th, 17) and RBI (4th, 74)... During his Double-A debut in 2021, led the Sea Dogs in runs (48) and hits (75) from his assignment on 6/16 through the end of the season...**2022:** Split the season between Double-A Portland (41 G) and Triple-A Worcester (46 G)... Began the season in Portland, leading the Sea Dogs in AVG (.304), OBP (.427), SLG (.467), OPS (.894), runs (26), and doubles (11) through his final game with the club on 6/4... Assigned to Worcester on 6/16 and made his debut on 6/17... In 29 games from 7/8 through the end of the season, batted .278 (30-for-108) with 14 runs, 8 XBH, and 9 RBI...
PERSONAL: Played baseball at Creighton University (2015), Cisco College (2016), and Dallas Baptist University (2017-18)... Hit a school-record .408 over 2 seasons at DBU... Named Missouri Valley Conference Player of the Year in 2018 following a senior season in which he set a program record with a .443 AVG and won his 2nd consecutive MVC batting title... Ranked in the top 10 nationally in hits (1st, 112), AVG (2nd), OBP (3rd, .541), runs (5th, 72), OPS (5th, 1.221), and RBI (10th, 70)... In 2018, earned First Team All-MVC honors and 3 MVC Player of the Week honors and was selected as the Most Outstanding Player of the Fayetteville Regional... Named 2016 North Texas Junior College Athletic Conference Player of the Year and was a First Team All-Conference selection... Named the Marucci Elite Hitter of the Junior College World Series and selected to the All-Tournament team as a sophomore in 2016 after hitting .688, a mark tied by 3 others for the highest AVG in JUCO World Series history, including Hall of Famer Kirby Puckett... Graduated from Holy Family High School, where he won 2 state titles in baseball and 1 in basketball.

YEAR	CLUB	AVG	G	AB	R	H	2B	3B	HR	RBI	SH	SF	HB	BB	SO	SB	CS	OBP	SLG	OPS
2018	Lowell	.300	61	223	40	67	18	0	4	29	0	2	6	25	49	8	1	.383	.435	.818
2019	Greenville	.286	99	357	57	102	19	5	8	45	0	3	15	45	79	6	4	.386	.434	.820
	Salem	.222	25	90	9	20	6	0	0	11	0	2	3	4	16	1	1	.273	.289	.562
2020																				
2021	Greenville	.326	27	95	21	31	7	1	7	29	0	2	4	12	16	1	0	.416	.642	1.058
	Portland	.286	69	262	48	75	16	1	10	45	0	1	7	11	54	4	1	.331	.469	.800
2022	Portland	.304	41	135	26	41	11	4	1	10	0	0	9	20	22	4	1	.427	.467	.894
	Worcester	.260	46	177	20	46	10	1	3	18	0	0	5	14	44	4	1	.332	.379	.711
Minor League Totals		.285	368	1339	221	382	87	12	33	187	0	10	49	131	280	28	9	.368	.442	.810

GUERRERO, Luis

RHP

HT: 6-0; **BATS:** Right; **THROWS:** Right; **BORN:** 8/5/2000 in Bani, Dominican Republic; **SIGNED BY:** Dante Ricciardi; **ACQUIRED:** Red Sox 17th pick (17th round, 496th overall) in the 2021 First-Year Player Draft.

2022: Split his professional debut between the Rookie-level FCL Red Sox, Single-A Salem, and High-A Greenville... 17 of his 27 appearances were scoreless... Tossed more than 1.0 IP in 16 outings, including 2.0+ IP in 12... Named Red Sox Minor League Relief Pitcher of the Month for July 2022, posting a 1.50 ERA (2 ER/12.0 IP) with 17 SO in 8 appearances...
PERSONAL: Pitched 1 season for Chipola College (FL), striking out 95 batters in 58.0 IP (14.74 SO/9.0 IP).

YEAR	CLUB	W-L	ERA	G-GSCG-SHO	SV	IP	H	R	ER	HR	HB	BB	SO	SO/9	WHIP	AVG	
2021						Did Not Play											
2022	FCL Red Sox	0-0	0.00	2-0	0-0	2.1	0	0	0	0	0	0	3	11.57	0.00	.000	
	Salem	4-3	4.18	18-0	0-0	6	23.2	15	13	11	1	4	14	37	14.07	1.23	.174
	Greenville	0-2	2.08	7-0	0-0	1	13.0	11	5	3	0	1	3	19	13.15	1.08	.216
Minor League Totals		4-5	3.23	27-0	0-0	9	39.0	26	18	14	1	5	17	59	13.62	1.10	.181

Minor League
Players

Minor League Players, Continued

HERNANDEZ, Alexis Javier

OF

HT: 6-1; **BATS:** Right; **THROWS:** Right; **BORN:** 10/5/2002 in Tinaco, VZ; **SIGNED BY:** Rolando Pino; **ACQUIRED:** Signed as an international free agent, 7/29/2019.

CAREER: Has started games at 1B (25), RF (10), and LF (9) and has appeared at 2B once...**2022:** Spent the entire season with the Rookie-level FCL Red Sox.

YEAR	CLUB	AVG	G	AB	R	H	2B	3B	HR	RBI	SH	SF	HB	BB	SO	SB	CS	OBP	SLG	OPS
2020																				
2021	DSL Red Sox-Blue	.256	41	117	27	30	7	1	3	18	0	1	2	17	14	6	2	.358	.410	.768
2022	FCL Red Sox	.218	26	78	15	17	4	0	1	6	0	1	3	10	17	5	3	.326	.308	.634
Minor League Totals		.241	67	195	42	47	11	1	4	24	0	2	5	27	31	11	5	.345	.369	.714

HERNANDEZ, Francis

RHP

HT: 6-2; **BATS:** Right; **THROWS:** Right; **BORN:** 09/04/2001 in Mao, DR; **SIGNED BY:** Esau Medina and Eddie Romero; **ACQUIRED:** Signed as an international free agent, 9/17/2019.

CAREER: In 2021, led the DSL Red Sox-Red in starts, strikeouts, opponent AVG, and WHIP...Allowed 1 or 0 ER in 9 of his 13 starts during 2021...**2022:** Spent the entire season in the Florida Complex League, making 11 of his 12 appearances in relief...Led the FCL with 9 wins, 2 more than the next closest player...Tossed more than 3.0 innings in 8 of his 12 appearances.

YEAR	CLUB	W-L	ERA	G-GSCG-SHO	SV	IP	H	R	ER	HR	HB	BB	SO	SO/9	WHIP	AVG
2020																
2021	DSL Red Sox-Red	0-5	2.92	13-13	0-0	49.1	39	21	16	3	2	11	47	8.57	1.01	.217
2022	FCL Red Sox	9-3	4.46	12-1	0-0	38.1	34	22	19	4	2	15	40	9.39	1.28	.230
Minor League Totals		9-8	3.59	25-14	0-0	87.2	73	43	35	7	4	26	87	8.93	1.13	.223

HICKEY, Nathaniel Thomas (Nate)

C

HT: 6-0; **BATS:** Left; **THROWS:** Right; **BORN:** 11/23/1999 in Jacksonville, FL; **SIGNED BY:** Dante Ricciardi; **ACQUIRED:** Red Sox 5th pick (5th round, 136th overall) in the 2021 First-Year Player Draft.

CAREER: Enters 2023 ranked as a top Red Sox prospect by *Baseball America* (No. 15) and MLB.com (No. 16)...Is ranked as the Sox' top catching prospect by *BA* for the 2nd consecutive season...Has made 62 starts at catcher and 24 as the DH...**2022:** Hit .263 (67-for-255) with a .937 OPS, 18 2B, 16 HR, and 62 RBI in 75 games between Single-A Salem (41 G) and High-A Greenville (34 G)...Ranked 6th among Red Sox farmhands in walks (63)...**PERSONAL:** Played for the University of Florida (2020-21), where he hit .316 (85-for-269) with a .975 OPS, 17 2B, 2 3B, 13 HR, and 57 RBI in 75 games...In 2021, named to the Newcomer All-Southeastern Conference Team and Southeastern Conference All-Tournament Team (third base)...Graduated from Providence School in Jacksonville, FL.

YEAR	CLUB	AVG	G	AB	R	H	2B	3B	HR	RBI	SH	SF	HB	BB	SO	SB	CS	OBP	SLG	OPS
2021	FCL Red Sox	.250	8	20	4	5	2	0	0	1	0	1	1	6	8	0	0	.429	.350	.779
	Salem	.125	3	8	1	1	0	0	0	1	0	1	0	3	2	0	0	.333	.125	.458
2022	Salem	.271	41	140	31	38	12	0	7	39	0	2	1	39	39	0	1	.429	.507	.936
	Greenville	.252	34	115	19	29	6	0	9	23	0	2	5	24	39	0	0	.397	.539	.936
Minor League Totals		.258	86	283	55	73	20	0	16	64	0	6	7	72	88	0	1	.413	.498	.911

HOFFMAN, Graham Jonathon

RHP

HT: 6-3; **BATS:** Right; **THROWS:** Right; **BORN:** 12/26/1998 in Tampa, FL; **SIGNED BY:** Dante Ricciardi; **ACQUIRED:** Signed as a non-drafted free agent, 6/24/2020.

2022: Made 23 relief appearances for Single-A Salem during his professional debut...Also made 3 for High-A Greenville...In his final 15 appearances of the season, beginning 6/28, posted a 2.01 ERA (5 ER/22.1 IP) with 29 SO...**PERSONAL:** Pitched for 3 seasons at the University of South Florida...Selected to the 2018-19 AAC All-Academic Team...Missed the bulk of 2019 recovering from Tommy John surgery...Graduated from Calvary Christian High School (FL).

YEAR	CLUB	W-L	ERA	G-GSCG-SHO	SV	IP	H	R	ER	HR	HB	BB	SO	SO/9	WHIP	AVG	
2020																	
2021																	
2022	Salem	2-2	3.48	23-0	0-0	1	33.2	28	14	13	1	1	20	41	10.96	1.43	.219
	Greenville	0-0	3.00	3-0	0-0	0	3.0	5	1	1	0	0	1	5	15.00	2.00	.357
Minor League Totals		2-2	3.44	26-0	0-0	1	36.2	33	15	14	1	1	21	46	11.29	1.47	.232

HOPPE, Alex Kevin

RHP

HT: 6-1; **BATS:** Right; **THROWS:** Right; **BORN:** 12/17/1998 in Davenport, IA; **SIGNED BY:** Spencer Brown; **ACQUIRED:** Red Sox 7th pick (6th round, 189 overall) in the 2022 First-Year Player Draft.

PERSONAL: Pitched for the University of North Carolina at Greensboro (2018-22)...Named Southern Conference Pitcher of the Year as a senior in 2022, going 8-2 with a 2.97 ERA (22 ER/66.2 IP) in 26 relief appearances...Pitched for Harrisonburg in the Valley Baseball League (2019) and High Point-Thomasville in the Coastal Plain League (2020) during his collegiate career...Graduated from Unity Christian School (IA).

YEAR	CLUB	W-L	ERA	G-GSCG-SHO	SV	IP	H	R	ER	HR	HB	BB	SO	SO/9	WHIP	AVG
2022																

Did Not Pitch

Minor League Players, Continued

JACKSON, Gabriel

RHP

HT: 6-2; **BATS:** Right; **THROWS:** Right; **BORN:** 9/7/2001 in Samana, DR; **SIGNED BY:** Esau Media and Eddie Romero; **ACQUIRED:** Signed as an international free agent, 7/2/2018.

2022: Spent the entire season with Single-A Salem, his most advanced level...Set career highs in wins (7), appearances (25), innings (94.0), and strikeouts (65)...Each of his first 9 appearances were starts, compared to just 4 of his final 16 outings...Did not allow an ER over a career-high 6.0 IP on 5/24 at Fredericksburg (H, R, 2 BB, 6 SO).

YEAR	CLUB	W-L	ERA	G-GSCG-SHO	SV	IP	H	R	ER	HR	HB	BB	SO	SO/9	WHIP	AVG
2019	DSL Red Sox1	4-3	3.49	14-14	0-0	59.1	58	32	23	0	5	27	38	5.76	1.43	.256
2020						Did Not Play										
2021	FCL Red Sox	2-0	3.57	10-2	0-0	17.2	15	9	7	1	0	11	17	8.66	1.47	.217
2022	Salem	7-8	5.27	25-13	0-0	94.0	111	65	55	6	6	39	65	6.22	1.60	.289
Minor League Totals		13-11	4.47	43-29	0-0	171.0	84	106	85	7	11	77	120	6.32	1.53	.271

JACQUES, Joesph August (Joe)

LHP

HT: 6-2; **BATS:** Left; **THROWS:** Left; **BORN:** 3/11/1995 in Shrewsbury, NJ; **SIGNED BY:** Eddie Charles (PIT); **ACQUIRED:** Selected in the Triple-A phase of the 2022 Rule 5 Draft.

CAREER: Signed by the Pirates as a 33rd-round selection in the 2018 First-Year Player Draft...120 of his 123 career appearances have come in relief...Has made at least 30 relief appearances in each of the last 3 minor league seasons (2019, '21-22)...**2022:** Spent most of the season with Triple-A Indianapolis...Tossed more than 1.0 inning in 27 of his 33 appearances, 2.0+ in 10, and a season-high 3.0 on 9/7 at Omaha...**PERSONAL:** Pitched for Manhattan College (2014-18), where he received a degree in finance...Graduated from Red Bank (NJ) High School.

YEAR	CLUB	W-L	ERA	G-GSCG-SHO	SV	IP	H	R	ER	HR	HB	BB	SO	SO/9	WHIP	AVG	
2018	Bristol	0-2	6.33	17-0	0-0	1	21.1	19	19	15	1	4	19	19	8.02	1.78	.232
	West Virginia	0-0	9.00	1-0	0-0	0	3.0	5	3	3	0	1	1	1	3.00	2.00	.417
2019	Greensboro	0-1	2.96	14-0	0-0	0	24.1	15	9	8	2	1	15	20	7.40	1.23	.176
	Bradenton	4-3	2.41	20-2	0-0	1	41.0	32	13	11	1	2	16	39	8.56	1.17	.213
	Altoona	0-0	0.00	1-0	0-0	0	1.0	1	0	0	0	2	0	0.00	3.00	.333	
2020						Did Not Play											
2021	Indianapolis	3-1	4.31	37-0	0-0	1	48.0	48	25	23	5	8	20	53	9.94	1.42	.261
2022	Bradenton	0-0	0.00	2-0	0-0	1	3.0	1	0	0	0	0	4	12.00	0.33	.111	
	Altoona	1-0	0.00	2-1	0-0	0	3.0	1	0	0	0	2	4	12.00	1.00	.111	
	Indianapolis	4-1	3.62	29-0	0-0	2	37.1	35	15	15	4	4	12	27	6.51	1.26	.259
Minor League Totals		12-8	3.71	123-3	0-0	6	182.0	157	84	75	13	20	87	167	8.26	1.34	.235

JAMES, Lyonell Andres

INF

HT: 6-3; **BATS:** Right; **THROWS:** Right; **BORN:** 10/14/2002 in San Pedro de Macoris, DR; **SIGNED BY:** Jonathan Cruz and Rolando Pino; **ACQUIRED:** Signed as an international free agent, 7/2/2019.

CAREER: Has made 69 starts at 3B and 13 at 1B...In 2021, led the DSL Red Sox-Blue in doubles (11)...**2022:** Had multiple hits in 11 games for the FCL Red Sox, including 4-hit games on 6/11 and 8/6 at the FCL Twins.

YEAR	CLUB	AVG	G	AB	R	H	2B	3B	HR	RBI	SH	SF	HB	BB	SO	SB	CS	OBP	SLG	OPS
2020																				
2021	DSL Red Sox-Blue	.283	51	173	24	49	11	1	1	33	0	2	6	22	23	5	3	.379	.376	.755
2022	FCL Red Sox	.340	34	100	19	34	7	1	0	19	0	1	2	17	17	2	1	.442	.430	.872
Minor League Totals		.304	85	273	43	83	18	2	1	52	0	3	8	39	40	7	4	.402	.396	.798

JIMENEZ, Gilberto

OF

HT: 5-11; **BATS:** Switch; **THROWS:** Right; **BORN:** 7/8/2000 in San Cristobal, DR; **SIGNED BY:** Manny Nanita and Eddie Romero; **ACQUIRED:** Signed as an international free agent, 8/2/2017.

CAREER: Ranked by *Baseball America* as one of the Sox' top prospects in 2019 (No. 20), '20 (No. 9), '21 (No. 7), and '22 (No. 23)...Rated by *Baseball America* as the best athlete (2020-22), fastest baserunner (2020), and as having the best outfield arm (2019-23) in the Sox system...Attended ML Spring Training camp as a non-roster invitee in 2021 before spending the entire season with Low-A Salem and leading Low-A East in hits (114)...Named a New York-Penn League All-Star and *Baseball America* Short-Season All-Star in 2019 with Short-A Lowell, when he led the NYPL in AVG (.359) and hits (84) and ranked among league leaders in OPS (4th, .863), OBP (5th, .393), SLG (5th, .470), and stolen bases (T-9th, 14)...Also ranked among Sox minor leaguers in 2019 in AVG (1st), OBP (3rd), SLG (3rd), and OPS (2nd)...Hit safely in 50 of his 59 games in 2019...Named 2018 Red Sox Latin Program Position Player of the Year...**2022:** Spent the entire season with High-A Greenville, his most advanced level...Played in a career-high 99 games, making 47 starts in RF, 40 in CF, and 8 in LF...Recorded 11 OF assists (8 in RF, 2 in CF, 1 in LF)...Also set a career high in stolen bases (20-for-29)...Ranked among team leaders in hits (3rd, 102), doubles (3rd, 18), and stolen bases (T-4th, 20)...Recorded a 12-game hitting streak from 7/6-27...**PERSONAL:** Name is pronounced "gil-BAIR-toh he-MEN-ehz"...Is a natural right-handed hitter...Did not become a switch hitter until after he signed with the Red Sox in 2017.

YEAR	CLUB	AVG	G	AB	R	H	2B	3B	HR	RBI	SH	SF	HB	BB	SO	SB	CS	OBP	SLG	OPS
2018	DSL Red Sox1	.319	67	257	42	82	10	8	0	22	0	0	8	19	40	16	14	.384	.420	.804
2019	Lowell	.359	59	234	35	84	11	3	3	19	1	3	2	13	38	14	6	.393	.470	.863
2020																				
2021	Salem	.306	94	373	64	114	16	6	3	56	1	7	8	19	86	13	8	.346	.405	.751
2022	Greenville	.268	99	380	49	102	18	2	5	34	5	1	3	18	100	20	9	.306	.366	.672
Minor League Totals		.307	319	1244	190	382	55	19	11	131	7	11	21	69	264	63	37	.351	.408	.759

Minor League
Players

Minor League Players, Continued

JOHNSON, Marques Irie

RHP

HT: 6-2; **BATS:** Right; **THROWS:** Right; **BORN:** 7/4/2000 in San Jose, CA; **SIGNED BY:** JJ Altobelli; **ACQUIRED:** Red Sox 12th pick (11th round, 339th overall) in the 2022 First-Year Player Draft.

PERSONAL: Pitched at California State University, Long Beach (2021-22) and Riverside Community College (2019)...Posted a 3.30 ERA (21 ER/57.1 IP) in 23 appearances (6 starts) for Long Beach State in 2021-22...Also pitched for 3 different summer league teams during his collegiate career: Corvallis in the West Coast League (2019), Johnson City in the Appalachian League (2021), and Wareham in the Cape Cod Baseball League (2021)...Graduated from Hemet High School (CA).

YEAR	CLUB	W-L	ERA	G-GSCG-SHO	SV	IP	H	R	ER	HR	HB	BB	SO	SO/9	WHIP	AVG
2022	FCL Red Sox															Did Not Pitch

JONES, Deundre Hinton

OF

HT: 5-11; **BATS:** Left; **THROWS:** Left; **BORN:** 12/12/2003 in Houston, TX; **SIGNED BY:** Lee Bryant; **ACQUIRED:** Red Sox 18th pick (17th round, 519th overall) in the 2022 First-Year Player Draft.

PERSONAL: Graduated from Lutheran South Academy (TX)...Prior to his selection in the 2022 First-Year Player Draft, had committed to play baseball at Kansas State University.

YEAR	CLUB	AVG	G	AB	R	H	2B	3B	HR	RBI	SH	SF	HB	BB	SO	SB	CS	OBP	SLG	OPS
2022	FCL Red Sox																			Did Not Play

JONES, Joesph Lang (Joe)

RHP

HT: 6-5; **BATS:** Right; **THROWS:** Right; **BORN:** 7/22/1995 in Cookeville, TN; **ACQUIRED:** Signed as a minor league free agent, 2/3/2023.

CAREER: Has spent 5 seasons in independent leagues...Signed with ARI as a minor league free agent on 2/2/21 and was released on 8/20/21...**2022:** Spent the entire season with Fargo-Moorhead of the American Association, striking out 26.8% of batters faced...**PERSONAL:** Pitched for Maryville College (Maryville, TN) from 2013-17... Graduated with a bachelor's degree in accounting and finance...Attended Upperman (TN) High School.

YEAR	CLUB	W-L	ERA	G-GSCG-SHO	SV	IP	H	R	ER	HR	HB	BB	SO	SO/9	WHIP	AVG
2017	Cleburne (Ind.)	0-0	4.32	4-2	0-0	0	8.1	13	7	4	2	0	8	3	3.24	2.52 .302
2018	Martinez (Ind.)	3-8	8.00	18-15	0-0	1	77.2	102	77	69	13	14	62	54	6.25	2.11 .255
2019	York (Ind.)	1-1	8.38	12-1	0-0	0	19.1	25	19	18	6	14	7	7	3.26	2.02 .263
2021	Washington (Ind.)	0-0	1.93	3-0	0-0	0	4.2	2	1	1	0	1	7	3	5.80	1.93 .083
	Hillsboro	0-2	3.46	13-0	0-0	6	13.0	7	9	5	0	2	10	15	10.38	1.31 .152
	Amarillo	0-0	9.31	10-0	0-0	1	9.2	13	12	10	4	0	9	10	9.32	2.28 .295
2022	Fargo-Moorhead (Ind.)	0-0	0.00	6-0	0-0	1	6.2	3	0	0	0	0	2	8	10.81	0.75 .120
	Fargo-Moorhead (Ind.)	4-3	3.72	43-0	0-0	4	55.2	39	25	23	3	7	44	66	10.67	1.50 .159
	Minor League Totals	0-2	5.96	23-0	0-0	7	22.2	20	21	15	4	2	19	25	9.93	1.72 .222
Independent Lg. Totals		8-12	6.01	86-18	0-0	2	172.1	184	129	115	24	23	137	141	7.36	1.86 .221

JORDAN, Blaze Christopher

3B

HT: 6-2; **BATS:** Right; **THROWS:** Right; **BORN:** 12/19/2002 in Southaven, MS; **SIGNED BY:** Danny Watkins; **ACQUIRED:** Red Sox 2nd pick (3rd round, 89th overall) in the 2020 First-Year Player Draft.

CAREER: Enters 2023 ranked as a top Red Sox prospect by *Baseball America* (No. 14) and MLB.com (No. 11)... Also entered the season ranked by *BA* as a top Sox prospect in 2021 (No. 16) and 2022 (No. 7)...Rated by *BA* as the system's best power hitter in 2022...Finished 2021 ranked by MLB.com as the No. 9 third base prospect in baseball...Has appeared defensively at 3B (77 G, 76 GS) and 1B (52, 52)...**2022:** Hit .289 (134-for-463) with an .808 OPS, 30 2B, 3 3B, 12 HR, and 68 RBI in 120 games between Single-A Salem (95 G) and High-A Greenville (25 G)... Named Carolina League Player of the Week for 5/9-15 and 6/20-26...Ranked among Red Sox farmhands in RBI (9th, 68), hits (3rd, 134), doubles (T-3rd, 30), XBH (T-8th, 45), and total bases (6th, 206)...Recorded a 16-game hitting streak from 6/8-26, the longest by a Salem batter in 2022...**PERSONAL:** Ranked by *Baseball America* as the No. 90 prospect in the 2020 First-Year Player Draft...Graduated from DeSoto Central High School (MS)...Named 2019-20 Gatorade Mississippi Baseball Player of the Year...Was a 2-time First Team All-State selection...Won the 2019 High School Home Run Derby at Progressive Field in Cleveland during MLB All-Star Week.

YEAR	CLUB	AVG	G	AB	R	H	2B	3B	HR	RBI	SH	SF	HB	BB	SO	SB	CS	OBP	SLG	OPS
2020																				
																				Did Not Play
2021	FCL Red Sox	.362	19	69	12	25	7	1	4	19	0	1	0	6	13	1	0	.408	.667	1.075
	Salem	.250	9	36	7	9	1	0	2	7	0	0	0	2	8	0	0	.289	.444	.734
2022	Salem	.286	95	370	48	106	29	3	8	57	0	3	5	37	67	4	1	.357	.446	.803
	Greenville	.301	25	93	12	28	1	0	4	11	0	0	2	11	27	1	0	.387	.441	.828
Minor League Totals		.296	148	568	79	168	38	4	18	94	0	4	7	56	115	6	1	.364	.472	.836

Player Development

Minor League Players, Continued

KAVADAS, Nikolos Siade (Niko)

1B

HT: 6-1; **BATS:** Left; **THROWS:** Right; **BORN:** 10/27/1998 in South Bend, IN; **SIGNED BY:** Danny Watkins; **ACQUIRED:** Red Sox 11th pick (11th round, 316th overall) in the 2021 First-Year Player Draft.

CAREER: Enters 2023 ranked as a top Red Sox prospect by *Baseball America* (No. 23) and MLB.com (No. 20)... Also ranked by *Baseball America* as the Sox' best power hitter...Has appeared defensively only at 1B (102 G, 100 GS), also making 33 starts at DH...**2022:** Named Red Sox Minor League Offensive Player of the Year...Hit .280 (110-for-393) with a .990 OPS, 25 2B, 26 HR, and 86 RBI in 120 games between Single-A Salem, High-A Greenville, and Double-A Portland...Made his High-A and Double-A debuts...Ranked among full-season minor leaguers in OBP (2nd, .443), SLG (20th, .547), and OPS (7th, .990)...Led Red Sox farmhands in walks (102) and RBI (tied, 86) and ranked among leaders in HR (2nd, 26), OBP (10th, .443), SLG (7th, .547), OPS (7th, .990), hits (8th, 110), doubles (10th, 25), XBH (4th, 52), total bases (4th, 215), and runs (T-6th, 71)...Named Red Sox Minor League Hitter of the Month and Carolina League Player of the Month for June, as well as the league's Player of the Week for 6/13-19... In 15 games between Salem and Greenville from 6/14-30, was 23-for-49 (.469 AVG) with 6 2B, 11 HR, and 25 RBI... Homered in 4 consecutive games from 6/21-25 after homering in 3 straight from 6/16-18...Reached base safely in 38 consecutive games between Salem and Greenville from 5/30-7/16 (.353/.515/.874, 42-for-119, 37 R, 8 2B, 18 HR, 43 RBI, 38 BB)...Was the longest on-base streak by a Red Sox minor leaguer during 2022 (T-12th in MiLB)...**PERSONAL:** Played 4 seasons at the University of Notre Dame (2018-21)...Was named a Golden Spikes Award and Dick Howser Award semifinalist in 2021...Also named a *Baseball America* First Team All-American and First Team All-ACC in 2021...Played for Harwich in the Cape Cod Baseball League in 2019...Named a CCBL All-Star, batting .274 (33-for-131) with 9 HR and 33 RBI in 40 games...Graduated from Penn High School (IN)...Attended Indiana University baseball games and grew up a Chicago Cubs fan.

YEAR	CLUB	AVG	G	AB	R	H	2B	3B	HR	RBI	SH	SF	HB	BB	SO	SB	CS	OBP	SLG	OPS
2021	FCL Red Sox	.227	8	22	4	5	2	0	1	2	0	0	0	7	6	0	0	.414	.455	.868
	Salem	.286	7	21	6	6	2	0	1	4	0	0	0	8	7	0	0	.483	.524	1.007
2022	Salem	.286	59	192	35	55	18	1	14	48	0	2	6	54	70	1	1	.453	.609	1.062
	Greenville	.308	37	120	27	37	4	0	10	28	0	2	7	32	42	0	0	.472	.592	1.064
	Portland	.222	24	81	9	18	3	0	2	10	0	0	3	16	40	0	0	.370	.333	.703
Minor League Totals		.278	135	436	81	121	29	1	28	92	0	4	16	117	165	1	1	.443	.541	.984

KWIATKOWSKI, Robert Julian

RHP

HT: 6-1; **BATS:** Right; **THROWS:** Right; **BORN:** 6/8/97 in Flowery Branch, GA; **SIGNED BY:** Matt Davis; **ACQUIRED:** Signed as a non-drafted free agent, 6/24/2020.

2022: Spent the entire season with High-A Greenville...**PERSONAL:** Attended Marshall University (2019-20) and Spartanburg Methodist College (2016-18)...Did not allow a hit over his final 4 appearances of 2020 (8.0 IP, 0 ER, 0 BB, 11 SO)...Attended Mountain View High School (GA)...Last name is pronounced QUIET-kow-ski.

YEAR	CLUB	W-L	ERA	G-GSCG-SHO	SV	IP	H	R	ER	HR	HB	BB	SO	SO/9	WHIP	AVG
2020							Did Not Play									
2021	Salem	6-0	3.58	31-1	0-0	1	70.1	69	40	28	3	5	20	39	4.99	1.27
2022	Greenville	2-4	6.75	30-0	0-0	1	33.1	55	30	25	1	3	18	25	6.75	2.19
Minor League Totals		8-4	4.60	61-1	0-0	2	103.2	124	70	53	4	8	38	64	5.56	1.56

LANDRY, Nathan

LHP

HT: 6-2; **BATS:** Right; **THROWS:** Left; **BORN:** 5/4/1999 in Victoriaville, QC, Canada; **SIGNED BY:** Alonzo Wright; **ACQUIRED:** Red Sox 16th pick (15th round, 459th overall) in the 2022 First-Year Player Draft.

2022: Made 2 relief appearances for the Rookie-level FCL Red Sox during his professional debut...**PERSONAL:** Was 8-4 with a 3.67 ERA (34 ER/83.1 IP) in 30 appearances (8 starts) during his junior season at the University of Missouri (2022)...Prior to his time with the Tigers, spent 2 seasons at Mineral Area College (2020-21)...Spent 5 seasons in Ligue de Baseball Junior Élite de Québec, the top amateur summer baseball league in Quebec, where he posted a 2.17 ERA in 53 career outings.

YEAR	CLUB	W-L	ERA	G-GSCG-SHO	SV	IP	H	R	ER	HR	HB	BB	SO	SO/9	WHIP	AVG
2022	FCL Red Sox	0-0	6.75	2-0	0-0	0	2.2	1	2	2	0	0	2	6	20.25	1.13

LIENDO, Ahbraam David

INF

HT: 5-8; **BATS:** Switch; **THROWS:** Right; **BORN:** 2/1/2004 in Maracay, VZ; **SIGNED BY:** Wilder Lobo, Alex Requena, and Eddie Romero; **ACQUIRED:** Signed as an international free agent, 1/15/2021.

CAREER: Has made 66 starts at 2B, 16 at SS, and 8 at 3B in his career...**2022:** Split the season between the Rookie-level FCL Red Sox and Low-A Salem...Made 23 starts at 2B, 15 at SS, and 6 at 3B...Reached base in 5 of his 6 games with Salem.

YEAR	CLUB	AVG	G	AB	R	H	2B	3B	HR	RBI	SH	SF	HB	BB	SO	SB	CS	OBP	SLG	OPS
2021	DSL Red Sox-Red	.251	46	167	26	42	6	4	1	21	0	2	1	25	30	11	4	.349	.353	.702
2022	FCL Red Sox	.219	45	146	26	32	11	1	0	19	0	0	3	30	47	12	5	.363	.308	.671
	Salem	.333	6	18	6	6	0	0	0	4	0	1	0	3	1	0	0	.409	.333	.742
Minor League Totals		.242	97	331	58	80	17	5	1	44	0	3	4	58	78	23	9	.359	.332	.691

Minor League
Players

Minor League Players, Continued

LIRA, Enderso Rafael

C

HT: 6-1; **BATS:** Right; **THROWS:** Right; **BORN:** 10/11/2003 in San Felipe, VZ; **SIGNED BY:** Rolando Pino and Eddie Romero; **ACQUIRED:** Signed as an international free agent, 1/15/2021.

CAREER: Has thrown out 22 of 58 attempted base stealers (37.9%)...**2022:** Played in 21 games for the Rookie-level FCL Red Sox, making 18 starts at catcher.

YEAR	CLUB	AVG	G	AB	R	H	2B	3B	HR	RBI	SH	SF	HB	BB	SO	SB	CS	OBP	SLG	OPS
2021	DSL Red Sox-Red	.246	41	122	16	30	7	2	0	15	0	3	5	32	18	1	1	.414	.336	.750
2022	FCL Red Sox	.129	21	62	4	8	1	0	0	6	0	0	2	7	20	0	0	.239	.145	.384
Minor League Totals		.207	62	184	20	38	8	2	0	21	0	3	7	39	38	1	1	.361	.272	.633

LITWICKI, Matthew James

RHP

HT: 6-2; **BATS:** Right; **THROWS:** Right; **BORN:** 8/3/1998 in Dyer, IN; **SIGNED BY:** Alonzo Wright; **ACQUIRED:** Red Sox 10th pick (10th round, 286th overall) in the 2021 First-Year Player Draft.

PERSONAL: Played baseball for 4 seasons at Indiana University (2018-21)...Missed the 2018 season due to Tommy John surgery...Named to the Academic All-Big Ten Team in 2020 and '21...Graduated from Lake Central High School (IN)...Named a 2017 Perfect Game All-American Honorable Mention.

YEAR	CLUB	W-L	ERA	G-GSCG-SHO	SV	IP	H	R	ER	HR	HB	BB	SO	SO/9	WHIP	AVG
2021																
2022																

Did Not Play
Did Not Play

LIU, Chih-Jung

RHP

HT: 6-0; **BATS:** Switch; **THROWS:** Right; **BORN:** 4/7/1999 in Tainan City, Taiwan; **SIGNED BY:** Louie Lin, Brett Ward, Chris Becerra, and Eddie Romero; **ACQUIRED:** Signed as an international free agent, 10/22/2019.

CAREER: Ranked by *Baseball America* as one of the Sox' top prospects in 2020 (No. 26) and 2021 (No. 26)...**2022:** Pitched primarily for High-A Greenville, while also making his Double-A debut with Portland...Ranked 2nd among Drive pitchers in starts (21) and was 4th in strikeouts (106)...**PERSONAL:** Pitched for Taiwan in the 2017 U-18 World Cup...Attended Culture University in Taiwan...Named MVP of the 2019 Asian Baseball Championship, during which he was teammates with former Red Sox player Tzu-Wei Lin.

YEAR	CLUB	W-L	ERA	G-GSCG-SHO	SV	IP	H	R	ER	HR	HB	BB	SO	SO/9	WHIP	AVG	
2021	FCL Red Sox	0-0	3.60	1-1	0-0	0	5.0	3	2	2	0	0	6	10.80	0.60	.167	
	Salem	5-1	4.29	12-12	0-0	0	50.1	49	26	24	4	2	19	54	9.65	1.35	.257
2022	Greenville	4-11	6.10	25-21	0-0	0	100.1	112	71	68	27	4	46	106	9.51	1.57	.284
	Portland	0-0	4.91	1-1	0-0	0	3.2	2	2	1	0	3	2	4.91	1.36	.167	
Minor League Totals		9-12	5.42	39-35	0-0	0	159.1	166	101	96	34	6	68	168	9.49	1.47	.270

LOBRUTTO, Dominic Christopher

LHP

HT: 6-1; **BATS:** Left; **THROWS:** Left; **BORN:** 5/31/1996 in Red Bank, NJ; **SIGNED BY:** Willie Romay; **ACQUIRED:** Red Sox 18th pick (18th round, 551st overall) in the 2017 First-Year Player Draft.

CAREER: 110 of his 111 appearances have been in relief...In 2018, did not allow an ER in 12 consecutive appearances from 7/25 through the end of the season (21.0 IP)...**PERSONAL:** Played baseball for 3 seasons at Florida International University (2015-17)...Attended Winter Springs (FL) High School.

YEAR	CLUB	W-L	ERA	G-GSCG-SHO	SV	IP	H	R	ER	HR	HB	BB	SO	SO/9	WHIP	AVG	
2017	Lowell	1-1	3.28	15-0	0-0	5	24.2	20	10	9	2	2	18	30	10.95	1.54	.215
2018	Greenville	3-0	3.73	31-0	0-0	2	50.2	50	27	21	3	4	13	64	11.37	1.24	.251
2019	Salem	2-1	2.04	23-0	0-0	3	35.1	30	10	8	1	0	5	36	9.17	0.99	.231
	Portland	0-2	8.71	7-0	0-0	1	10.1	19	11	10	1	2	6	9	7.84	2.42	.396
	GCL Red Sox	0-0	0.00	2-1	0-0	0	2.2	1	0	0	0	1	0	4	13.50	0.37	.111
2020						Did Not Play											
2021	Portland	2-2	5.35	33-0	0-0	4	38.2	49	26	23	3	3	14	38	8.84	1.63	.306
2022						Did Not Play											
Minor League Totals		8-6	3.94	111-1	0-0	15	162.0	169	84	71	10	12	56	181	10.06	1.39	.264

LOPEZ, Eduardo Elias

OF

HT: 6-0; **BATS:** Switch; **THROWS:** Right; **BORN:** 5/8/2002 in Tamboril, Santiago, DR; **SIGNED BY:** Esau Medina and Eddie Romero; **ACQUIRED:** Signed as an international free agent, 7/2/2018.

CAREER: Has made 88 starts in CF, 34 in RF, and 6 in LF...Has recorded 15 outfield assists...**2022:** Spent the entire season with Single-A Salem...Set career highs in games (76), hits (67), doubles (12), HR (4), and RBI (27)...Recorded a career-best 11 outfield assists, 6 while playing CF and 5 while playing RF.

YEAR	CLUB	AVG	G	AB	R	H	2B	3B	HR	RBI	SH	SF	HB	BB	SO	SB	CS	OBP	SLG	OPS
2019	DSL Red Sox1	.255	60	212	39	54	7	8	0	25	0	1	2	38	38	18	7	.372	.363	.735
2020																				
	Salem	.206	9	34	5	7	1	0	0	5	0	0	1	8	15	0	0	.372	.235	.607
	FCL Red Sox	.333	2	6	1	2	0	0	0	3	0	0	0	0	0	0	0	.333	.333	.667
2022	Salem	.234	76	286	39	67	12	2	4	27	0	5	5	36	78	9	5	.325	.332	.657
Minor League Totals		.242	147	538	84	130	20	10	4	60	0	6	8	82	131	27	12	.347	.338	.685

Minor League Players, Continued

LOUBIER, Blake

RHP

HT: 6-5; **BATS:** Right; **THROWS:** Right; **BORN:** 10/13/2000 in Orlando, FL; **SIGNED BY:** Stephen Hargett; **ACQUIRED:** Red Sox 13th pick (13th round, 407th overall) in the 2019 First-Year Player Draft.

2022: Spent the entire season with Single-A Salem, his most advanced level...Set career highs in innings pitched (53.1) and appearances (31)...**PERSONAL:** Graduated in 2019 from Oviedo (FL) High School.

YEAR	CLUB	W-L	ERA	G-GSCG-SHO	SV	IP	H	R	ER	HR	HB	BB	SO	SO/9	WHIP	AVG	
2019	GCL Red Sox	0-1	5.54	6-6	0-0	0	13.0	14	8	8	1	1	7	15	10.38	1.62	.286
2020							Did Not Play										
2021	FCL Red Sox	2-4	9.00	8-1	0-0	0	14.0	21	14	14	3	1	7	16	10.29	2.00	.339
2022	Salem	1-3	7.43	31-0	0-0	1	53.1	71	49	44	7	3	30	43	7.26	1.89	.324
Minor League Totals		3-8	7.39	45-7	0-0	1	80.1	106	71	66	11	5	44	74	8.29	1.87	.321

LUCAS, Bryan

RHP

HT: 6-2; **BATS:** Right; **THROWS:** Right; **BORN:** 12/13/1997 in Santo Domingo, DR; **SIGNED BY:** Manny Nanita and Junior Vizcaino; **ACQUIRED:** Signed as an international free agent, 7/2/2017.

2022: Posted a 2.11 ERA (10 ER/42.2 IP) over 21 relief appearances with the Rookie-level FCL Red Sox, Single-A Salem, and High-A Greenville...Each of his final 14 outings came with Salem, where he posted a 1.48 ERA (4 ER/24.1 IP) in 9 outings from 8/6 through the remainder of the season.

YEAR	CLUB	W-L	ERA	G-GSCG-SHO	SV	IP	H	R	ER	HR	HB	BB	SO	SO/9	WHIP	AVG	
2018	DSL Red Sox2	0-2	4.08	7-7	0-0	0	17.2	17	10	8	0	1	9	28	14.26	1.47	.246
2019	Lowell	5-6	5.47	13-10	0-0	0	54.1	66	43	33	4	3	19	44	7.29	1.56	.296
2020							Did Not Play										
2021	FCL Red Sox	1-0	2.92	7-0	0-0	1	12.1	14	8	4	2	1	2	15	10.95	1.30	.275
2022	Greenville	0-0	0.00	1-0	0-0	0	0.2	1	0	0	0	0	1	0	0.00	3.00	.500
	FCL Red Sox	1-0	1.74	6-0	0-0	2	10.1	3	2	2	0	0	1	15	13.06	0.39	.088
	Salem	1-1	2.27	14-0	0-0	0	31.2	22	9	8	1	5	14	27	7.67	1.14	.191
Minor League Totals		8-9	3.90	48-17	0-0	3	127.0	123	72	55	7	10	46	129	9.14	1.33	.249

MARCANO, Naysbel Jesus

C

HT: 6-0; **BATS:** Right; **THROWS:** Right; **BORN:** 5/23/2002 in Ocumare del Tuy, VZ; **SIGNED BY:** Alex Requena and Eddie Romero; **ACQUIRED:** Signed as an international free agent, 7/2/2018.

CAREER: Appeared in 55 games at catcher from 2019-22...Threw out 44 of 117 (37.6%) attempted base stealers.

YEAR	CLUB	AVG	G	AB	R	H	2B	3B	HR	RBI	SH	SF	HB	BB	SO	SB	CS	OBP	SLG	OPS
2019	DSL Red Sox2	.257	49	175	22	45	11	1	2	28	0	1	1	3	46	1	1	.320	.366	.686
2020																				
2021	FCL Red Sox	.296	13	27	4	8	2	0	0	2	0	0	1	1	9	0	0	.345	.370	.715
2022	FCL Red Sox	.200	18	30	3	6	1	0	1	3	0	0	1	5	14	0	0	.333	.333	.666
Minor League Totals		.254	80	232	29	59	14	1	3	33	0	2	6	19	69	1	1	.324	.362	.686

MAYER, Marcelo

SS

HT: 6-3; **BATS:** Left; **THROWS:** Right; **BORN:** 12/12/2002 in Chula Vista, CA; **SIGNED BY:** JJ Altobelli; **ACQUIRED:** Red Sox 1st pick (1st round, 4th overall) in the 2021 First-Year Player Draft.

CAREER: Enters 2023 ranked as the Red Sox' No. 1 prospect by both *Baseball America* and MLB.com and as a top 10 overall prospect by each publication (No. 10, 9)...Ranked by MLB.com as the No. 2 shortstop prospect in baseball...Also ranked by *Baseball America* as the Sox' best defensive infielder and as having the best infield arm...Also ranked as a Top 20 prospect by BA in 2022...Ranked as one of the top 2 prospects available in the 2021 MLB Draft by *Baseball America* (No. 2) and MLB.com (No. 1)...Has appeared defensively only at SS, making 103 starts at the position...**2022:** Split his 2nd professional season between Single-A Salem and High-A Greenville, his highest levels...Ranked among Sox minor leaguers in OBP (7th, .399), SLG (6th, .489), OPS (3rd, .888), doubles (T-3rd, 30), walks (3rd, 68), XBH (T-8th, 45), and runs (T-9th, 61)...Recorded 28 multi-hit games...Named Carolina League Player of the Week for 6/27-7/3 after batting .435 (10-for-23) with 7 runs, 5 2B, 2 HR, and 5 RBI in 5 games...Made 79 starts at shortstop between the 2 levels...**PERSONAL:** Graduated from Eastlake High School (CA)...Named to the *Baseball America* High School All-American First Team in 2021...Played in the 2020 Perfect Game All-American Classic...Was a member of USA Baseball's 2019 17U National Team Development Program...Prior to being selected by the Red Sox in 2021, had committed to play baseball at the University of Southern California.

YEAR	CLUB	AVG	G	AB	R	H	2B	3B	HR	RBI	SH	SF	HB	BB	SO	SB	CS	OBP	SLG	OPS
2021	FCL Red Sox	.275	26	91	25	25	4	1	3	17	0	0	0	15	27	7	1	.377	.440	.817
2022	Salem	.286	66	252	46	72	26	1	9	40	0	3	2	51	78	16	0	.406	.504	.910
	Greenville	.265	25	98	15	26	4	1	4	13	0	0	1	17	29	1	0	.379	.449	.828
Minor League Totals		.279	117	441	86	123	34	3	16	70	0	3	3	83	134	24	1	.394	.478	.872

Minor League
Players

Minor League Players, Continued

MCDONOUGH, Tyler Scott

INF/OF

HT: 5-10; **BATS:** Switch; **THROWS:** Right; **BORN:** 4/2/1999 in Cincinnati, OH; **SIGNED BY:** Kirk Fredriksson; **ACQUIRED:** Red Sox 3rd pick (3rd round, 112th overall) in the 2021 First-Year Player Draft.

CAREER: Was ranked by *Baseball America* as a top Sox prospect to begin 2022 (No. 16)...Has made 51 starts in CF, 39 at 2B, 34 in LF, and 12 at SS...Has recorded 8 OF assists (5 in LF and 3 in CF)...**2022:** Tied for the High-A Greenville lead in games played (114) and ranked among team leaders in hits (2nd, 105), doubles (2nd, 23), RBI (3rd, 48), stolen bases (3rd, 21), and runs (4th, 60)...Batted .310 with an .828 OPS vs. LHP and .211 with a .629 OPS vs. RHP...Named Red Sox Minor League Base Stealer of the Month for May and Baserunner of the Month for July...**PERSONAL:** Played at North Carolina State University (2019-21)...In 2021, was named Second Team All-ACC...In 2019, named a *Baseball America* Freshman All-American and selected to the Second Team All-ACC and All-Freshman ACC...Reached base in 53 consecutive games from the start of the 2020 season through 5/11/21...Hit .297 (11-for-37) during the 2021 NCAA Tournament (5 XBH, 6 RBI, 6 R)...Graduated from Moeller High School (OH), which also produced Hall of Famers Ken Griffey Jr. and Barry Larkin...Met Griffey, his favorite childhood player, through his uncle...As a freshman in high school, played basketball with current NBA player Jaxson Hayes.

YEAR	CLUB	AVG	G	AB	R	H	2B	3B	HR	RBI	SH	SF	HB	BB	SO	SB	CS	OBP	SLG	OPS
2021	FCL Red Sox	.308	4	13	2	4	3	0	0	1	0	0	0	1	4	0	0	.308	.538	.846
	Salem	.296	27	108	23	32	4	4	3	14	0	0	1	17	24	3	1	.397	.491	.888
2022	Greenville	.230	114	457	60	105	23	4	9	48	3	1	6	48	162	21	5	.311	.357	.668
Minor League Totals		.244	145	578	85	141	30	8	12	63	3	1	7	65	190	24	6	.327	.386	.713

MCELVENY, Daniel Joseph

C

HT: 6-1; **BATS:** Right; **THROWS:** Right; **BORN:** 4/21/2003 in Chula Vista, CA; **SIGNED BY:** JJ Altobelli; **ACQUIRED:** Red Sox 6th pick (6th round, 166th overall) in the 2021 First-Year Player Draft.

CAREER: Has played defensively at catcher (32 G), 2B (5 G), and LF (1 G)...**PERSONAL:** Graduated from Bonita Vista High School (CA).

YEAR	CLUB	AVG	G	AB	R	H	2B	3B	HR	RBI	SH	SF	HB	BB	SO	SB	CS	OBP	SLG	OPS
2021	FCL Red Sox	.174	9	23	5	4	1	0	0	1	1	0	4	3	10	0	0	.367	.217	.584
2022	FCL Red Sox	.250	21	64	13	16	10	1	0	6	0	0	1	15	26	5	0	.400	.438	.838
	Salem	.167	22	72	13	12	6	0	0	10	0	3	2	21	29	0	1	.357	.250	.607
Minor League Totals		.201	52	159	31	32	17	1	0	17	1	3	7	39	65	5	1	.375	.321	.696

MEIDROTH, Chase Gregory

INF

HT: 5-10; **BATS:** Right; **THROWS:** Right; **BORN:** 7/23/2001 in Torrance, CA; **SIGNED BY:** JJ Altobelli; **ACQUIRED:** Red Sox 5th pick (4th round, 129th overall) in the 2022 First-Year Player Draft.

CAREER: Enters 2023 ranked as a top Red Sox prospect by *Baseball America* (No. 27) and MLB.com (No. 21)...**2022:** Began his professional debut with the Rookie-level FCL Red Sox, playing 3 games before being promoted to Single-A Salem on 8/9...In 19 games with Salem, batted .309 (21-for-68) with 15 runs, 9 XBH, and 12 RBI...Recorded 5 multi-hit games for Salem, including a season-high 3 hits twice...Hit his 1st career HR in his Single-A debut, a solo HR on 8/9 at Kannapolis...**PERSONAL:** Played 3 seasons at the University of San Diego (2020-22), where he hit .319/.429/.519 with 59 R, 19 2B, 11 HR, and 49 RBI in 75 games for the Toreros...Named to the All-West Coast Conference First Team in 2022 after batting .329/.440/.544 with 19 2B, 10 HR, and 47 RBI in 56 games...Graduated from Mira Costa High School (CA)...Was a member of the Garciaparra Baseball Group from 2016-18, a high school level and youth baseball club created by Michael and Ramon Garciaparra, the latter of which is the father of former Red Sox All-Star shortstop Nomar Garciaparra.

YEAR	CLUB	AVG	G	AB	R	H	2B	3B	HR	RBI	SH	SF	HB	BB	SO	SB	CS	OBP	SLG	OPS
2022	FCL Red Sox	.375	3	8	4	3	0	0	0	3	0	0	1	2	2	0	0	.545	.375	.920
	Salem	.309	19	68	15	21	5	0	4	12	0	2	3	12	9	4	2	.424	.559	.983
Minor League Totals		.316	22	76	19	24	5	0	4	15	0	2	4	14	11	4	2	.438	.539	.977

MEJICANO, Yorberto Rafael

C

HT: 5-11; **BATS:** Right; **THROWS:** Right; **BORN:** 11/21/2000 in Caracas, VZ; **SIGNED BY:** Esau Medina and Todd Claus; **ACQUIRED:** Signed as an international free agent, 1/10/2019.

CAREER: Has appeared in 89 games (73 starts) at catcher, throwing out 44 of 170 (25.9%) attempted base stealers...Has also made 7 starts at 1B, all in 2022 with Single-A Salem...**2022:** Spent the entire season with Single-A Salem...Set career highs in games (68), runs (38), hits (66), doubles (11), HR (5), and RBI (37)...In 49 games from 6/3 through the end of the season, batted .281 (50-for-178).

YEAR	CLUB	AVG	G	AB	R	H	2B	3B	HR	RBI	SH	SF	HB	BB	SO	SB	CS	OBP	SLG	OPS
2019	DSL Red Sox 1	.274	29	73	11	20	1	1	0	14	0	2	0	12	13	5	0	.368	.315	.683
2020	Did Not Play																			
2021	FCL Red Sox	.415	18	41	11	17	2	0	3	13	0	3	0	6	10	0	1	.460	.683	1.143
2022	Salem	.262	68	252	38	66	11	1	5	37	0	1	4	20	52	7	2	.325	.373	.698
Minor League Totals		.281	115	366	60	103	14	2	8	64	0	6	4	38	75	12	3	.350	.396	.746

Minor League Players, Continued

MEREDITH, Kier Markel

OF

HT: 5-10; **BATS:** Left; **THROWS:** Left; **BORN:** 9/12/1999 in Winston-Salem, NC; **SIGNED BY:** Brian Moehler; **ACQUIRED:** Signed as a non-drafted free agent, 7/24/2021.

CAREER: Has made 56 starts in LF, 9 in CF, and 4 in RF...Is 30-for-31 (96.8%) in stolen base attempts...**2022:** Ranked 5th among Red Sox minor leaguers in stolen bases (25-for-25)...Among the 173 minor leaguers with at least 25 stolen bases in 2022, Meredith was the only one to not be caught...Played 65 games for Single-A Salem, making 51 starts in LF, 4 in RF, and 1 in CF...**PERSONAL:** Played baseball at Clemson University (2018-21)...Named co-winner of the Mitchell Award in 2020, given to the team's most valuable player...Was an ACC Academic Honor Roll member in all 4 years in college...Graduated from Robert B. Glenn High School (NC)...Selected by CHC in the 28th round of the 2017 June Draft but did not sign...Member of the 40-man roster for USA Baseball's 18U team as a junior in high school (2016)...Father, Tracey, played baseball at Pfeiffer University...Brother, Kion, played football at Fayetteville State University...Uncle, Dedrick Muhammad, played football at Morehouse College.

YEAR	CLUB	AVG	G	AB	R	H	2B	3B	HR	RBI	SH	SF	HB	BB	SO	SB	CS	OBP	SLG	OPS
2021	FCL Red Sox	.156	18	45	8	7	0	0	0	0	0	0	1	8	10	5	1	.296	.156	.452
2022	Salem	.265	65	185	35	49	6	1	1	22	0	1	13	35	25	0	.415	.324	.739	
Minor League Totals		.243	83	230	43	56	6	1	1	22	0	1	14	43	45	30	1	.392	.291	.683

MILLER, Ryan Robert

RHP

HT: 6-0; **BATS:** Right; **THROWS:** Right; **BORN:** 3/28/1996 in Sarasota, FL; **SIGNED BY:** George Swain (ARI); **ACQUIRED:** Selected from the New York Yankees in the minor league phase of the 2022 Rule 5 Draft.

CAREER: Signed by the Diamondbacks as a 6th-round selection in the 2018 First-Year Player Draft...**2022:** Pitched for Sioux Falls of the independent American Association before signing a minor league contract with the Yankees on 5/19...Tossed more than 2.0 innings in 9 of his 25 appearances...**PERSONAL:** Pitched for Clemson University (2017-18)...Graduated from Venice (FL) High School...Selected by ATL in the 31st round of the 2017 June Draft (did not sign).

YEAR	CLUB	W-L	ERA	G-GSCG-SHO	SV	IP	H	R	ER	HR	HB	BB	SO	SO/9	WHIP	AVG
2018	Hillsboro	3-0	3.86	12-0	0-0	0	11.2	11	5	2	2	1	10	7.72	1.03	.244
2019	Kane County	4-6	3.62	27-0	0-0	0	54.2	60	27	22	7	6	17	36	5.93	1.41
2020	Did Not Play															
2021	Southern Illinois (Ind.)	1-1	2.89	25-0	0-0	6	28.0	19	15	9	2	3	14	38	12.21	1.18
2022	Hudson Valley	2-3	5.75	25-0	0-0	2	36.0	29	27	23	7	1	18	50	12.50	1.31
	Sioux Falls (Ind.)	0-0	0.00	1-0	0-0	1	1.1	0	0	0	0	0	3	20.30	0.00	.000
Minor League Totals		9-9	4.40	64-0	0-0	2	102.1	100	59	50	16	9	36	96	8.44	1.33
Independent Lg. Totals		1-1	2.76	26-0	0-0	7	29.1	19	15	9	2	9	14	41	12.58	1.13

MILLER, Christopher Tyler (Tyler)

INF

HT: 6-2; **BATS:** Left; **THROWS:** Right; **BORN:** 12/17/1999 in Spanish Fort, AL; **SIGNED BY:** Danny Watkins; **ACQUIRED:** Red Sox 9th pick (9th round, 256th overall) in the 2021 First-Year Player Draft.

CAREER: Has made 51 starts at 1B, 41 at 3B, 28 in LF, and 1 in RF...Is 25-for-28 (89.3%) in stolen bases attempts...**2022:** Spent the entire season with Single-A Salem...Recorded 3 OF assists...Ranked 2nd on the Red Sox in RBI (59) and HR (tied, 13)...Was 22-for-24 (91.7%) in stolen base attempts...**PERSONAL:** Played at East Mississippi Community College (2019) and Auburn University (2020-21)...Led the Southeastern Conference in 2021 with 61 RBI during the regular season...Named to the 2021 Spring SEC Academic Honor Roll...Graduated from Spanish Fort (AL) High School.

YEAR	CLUB	AVG	G	AB	R	H	2B	3B	HR	RBI	SH	SF	HB	BB	SO	SB	CS	OBP	SLG	OPS
2021	FCL Red Sox	.306	18	62	9	19	5	1	1	12	0	0	3	7	16	2	0	.403	.468	.870
	Salem	.359	9	39	9	14	2	1	2	8	0	0	4	10	1	1	.419	.615	1.034	
2022	Salem	.219	114	430	61	94	10	1	13	59	1	6	6	37	130	22	2	.286	.337	.623
Minor League Totals		.239	141	531	79	127	17	3	16	79	1	6	9	48	156	25	3	.310	.373	.683

MONEGRO, Yordanny Isaais

RHP

HT: 6-4; **BATS:** Right; **THROWS:** Right; **BORN:** 10/14/2002 in Santo Domingo, DR; **SIGNED BY:** Juan Carlos Calderon and Todd Claus; **ACQUIRED:** Signed as an international free agent, 2/20/2020.

2022: Spent the entire season with the Rookie-level FCL Red Sox...Tossed more than 3.0 innings in 5 of his 9 appearances, 4.0+ innings in 2 of them, and a season-high 5.0 innings once (6/9 at the FCL Pirates).

YEAR	CLUB	W-L	ERA	G-GSCG-SHO	SV	IP	H	R	ER	HR	HB	BB	SO	SO/9	WHIP	AVG
2020	Did Not Play															
2021	DSL Red Sox-Blue	0-1	3.63	13-13	0-0	0	39.2	34	17	16	0	4	25	41	9.30	1.49
2022	FCL Red Sox	1-2	7.36	9-6	0-0	0	25.2	34	24	21	7	1	14	24	8.42	1.87
Minor League Totals		1-3	5.10	22-19	0-0	0	65.1	68	41	37	7	5	39	65		1.64

MONTERO, Juan Eduardo

C

HT: 5-11; **BATS:** Right; **THROWS:** Right; **BORN:** 6/10/02 in Ponce, PR; **SIGNED BY:** Edgar Perez; **ACQUIRED:** Signed as a non-drafted free agent, 6/29/2020.

2022: Threw out 4 of 10 attempted base stealers...**PERSONAL:** Attended Puerto Rico Baseball Academy.

YEAR	CLUB	AVG	G	AB	R	H	2B	3B	HR	RBI	SH	SF	HB	BB	SO	SB	CS	OBP	SLG	OPS
2020	Did Not Play																			
2021	FCL Red Sox	.179	16	39	6	7	3	0	1	9	0	0	0	11	13	1	0	.360	.333	.693
2022	FCL Red Sox	.258	18	31	2	8	5	0	0	10	0	1	4	3	12	0	0	.385	.419	.804
Minor League Totals		.214	34	70	8	15	8	0	1	19	0	1	4	14	25	1	1	.371	.371	.742

Minor League
Players

Minor League Players, Continued

MULLINS, Hayden Christopher

LHP

HT: 6-0; **BATS:** Left; **THROWS:** Left; **BORN:** 9/14/2000 in Gallatin, TN; **SIGNED BY:** Danny Watkins; **ACQUIRED:** Red Sox 13th pick (12th round, 369th overall) in the 2022 First-Year Player Draft.

PERSONAL: Pitched for Auburn University (2020-22), where he was 5-1 with a 3.38 ERA (20 ER/53.1 IP) in 23 appearances (8 starts)...Graduated from Hendersonville High School (TN).

YEAR	CLUB	W-L	ERA	G-GSCG-SHO	SV	IP	H	R	ER	HR	HB	BB	SO	SO/9	WHIP	AVG
2022	FCL Red Sox															

Did Not Pitch

NAIL, Brendan

LHP

HT: 6-0; **BATS:** Right; **THROWS:** Left; **BORN:** 10/18/1995 in Greensboro, NC; **SIGNED BY:** Pat Portugal; **ACQUIRED:** Signed as a non-drafted free agent, 8/16/2017.

CAREER: Has averaged 13.15 SO/9.0 IP and held opponents to a .208 AVG in his career...**2022:** Spent the entire season with Double-A Portland, his most advanced level...Made a career-high 40 appearances...Limited LHH to a .211 AVG (12-for-57) and .629 OPS...From 7/28 through the end of the season, posted a 1.83 ERA (4 ER/19.2 IP) and 1.07 WHIP...**PERSONAL:** Played baseball at Western Carolina University from 2015-17...Graduated from Page (NC) High School.

YEAR	CLUB	W-L	ERA	G-GSCG-SHO	SV	IP	H	R	ER	HR	HB	BB	SO	SO/9	WHIP	AVG	
2017	Lowell	1-0	0.00	2-0	0-0	0	4.0	4	0	0	0	1	5	11.25	1.25	.250	
	Greenville	1-0	0.00	1-0	0-0	0	1.0	0	0	0	0	0	0	0.00	0.00	.000	
2018	Greenville	0-1	3.52	5-0	0-0	0	7.2	6	9	3	0	1	6	13	15.26	1.57	.214
2019	Greenville	0-1	3.96	15-0	0-0	0	25.0	21	12	11	3	3	16	37	13.32	1.48	.223
	Lowell	0-0	1.23	8-0	0-0	4	14.2	6	4	2	0	1	6	27	16.57	0.82	.122
2020						Did Not Play											
2021	Greenville	6-0	3.69	31-0	0-0	3	46.1	34	23	19	4	4	16	73	14.18	1.08	.199
	Salem	0-0	0.00	1-0	0-0	0	1.0	1	0	0	0	1	1	9.00	2.00	.250	
2022	Portland	3-2	3.76	40-0	0-0	2	40.2	36	20	17	4	0	20	49	10.84	1.38	.235
Minor League Totals		11-4	3.33	103-0	0-0	9	140.1	108	68	52	11	9	66	205	13.15	1.24	.208

NUÑEZ, Henry

RHP

HT: 6-4; **BATS:** Right; **THROWS:** Right; **BORN:** 4/30/01 in Bayamon, PR; **SIGNED BY:** Edgar Perez; **ACQUIRED:** Signed as an international free agent, 6/29/2020.

CAREER: Pitched for RA12 in the Puerto Rican Winter League in 2020 and 2021, the team's first 2 seasons...**2022:** Posted a 1.80 ERA (6 ER/30.0 IP) in 15 relief appearances for the Rookie-level FCL Red Sox...Allowed 3 ER on 8/19 vs. the FCL Twins and surrendered only 3 ER in 27.0 IP in his other 14 outings (1.00 ERA).

YEAR	CLUB	W-L	ERA	G-GSCG-SHO	SV	IP	H	R	ER	HR	HB	BB	SO	SO/9	WHIP	AVG	
2020						Did Not Play											
2021	FCL Red Sox	2-2	6.23	9-4	0-0	0	30.1	26	23	21	5	5	20	46	13.65	1.52	.236
2022	FCL Red Sox	2-1	1.80	15-0	0-0	0	30.0	15	8	6	1	0	18	34	10.20	1.10	.149
Minor League Totals		4-3	4.03	24-4	0-0	0	60.1	41	31	27	6	5	38	80	11.93	1.31	.194

OLDS, Christopher Wyatt (Wyatt)

RHP

HT: 6-0; **BATS:** Right; **THROWS:** Right; **BORN:** 8/5/1999 in Oklahoma City, OK; **SIGNED BY:** Lane Decker; **ACQUIRED:** Red Sox 7th pick (7th round, 196th overall) in the 2021 First-Year Player Draft.

2022: Made 26 appearances (25 starts) for High-A Greenville and 1 start for Double-A Portland, his debut at each level...Ranked 4th among Red Sox minor leaguers in strikeouts (133)...Tossed 5.0+ innings in 7 starts...Recorded a career-high 9 SO over 4.0 IP on 7/13 at Hudson Valley...**PERSONAL:** Pitched at the University of Oklahoma (2019-21)...Selected to the Big-12 All-Freshman Team in 2019...Attended McLoud (OK) High School.

YEAR	CLUB	W-L	ERA	G-GSCG-SHO	SV	IP	H	R	ER	HR	HB	BB	SO	SO/9	WHIP	AVG	
2021	FCL Red Sox	0-0	0.00	1-0	0-0	0	1.0	1	0	0	0	1	1	9.00	2.00	.250	
	Salem	0-0	2.45	5-3	0-0	0	11.0	11	3	3	0	2	6	20	16.36	1.55	.268
2022	Greenville	4-9	6.01	26-25	0-0	0	106.1	106	80	71	9	27	59	130	11.00	1.55	.257
	Portland	0-0	3.86	1-1	0-0	0	4.2	2	2	2	0	1	5	3	5.79	1.50	.167
Minor League Totals		4-9	5.56	33-29	0-0	0	123.0	120	85	76	9	30	71	154	11.27	1.55	.258

PADRON-ARTILES, Yusniel

RHP

HT: 6-0; **BATS:** Right; **THROWS:** Right; **BORN:** 11/27/1997 in Havana, Cuba; **SIGNED BY:** Willie Romay; **ACQUIRED:** Red Sox 22nd pick (22nd round, 670th overall) in the 2018 First-Year Player Draft.

CAREER: In Game 2 of the 2019 New York-Penn League semifinals, threw 6.0 scoreless innings of relief with 14 SO, 0 BB, and 1 hit allowed; struck out 12 straight batters faced in that game, believed to be tied for the longest streak ever in a major or minor league game (also Luis Ramirez for Short-A Aberdeen vs. Jamestown on 6/23/2004)... In 2019, led Short-A pitchers in strikeouts (84), tied for the NYPL lead in wins (7), and led Lowell in innings (64.0)...**2022:** Made 23 appearances (20 starts) for High-A Greenville and 3 appearances (2 starts) for Double-A Portland, his most advanced level...Set career highs in appearances (26), starts (22), innings (117.2), and strikeouts (121)...**PERSONAL:** As a freshman at Miami Dade College, was named 2018 Southern Conference Pitcher of the Year and 1st Team All-Southern Conference.

Minor League Players, Continued

YEAR	CLUB	W-L	ERA	G-GSCG-SHO	SV	IP	H	R	ER	HR	HB	BB	SO	SO/9	WHIP	AVG	
2018	GCL Red Sox	3-1	3.74	11-2	0-0	0	21.2	23	9	9	1	0	3	19	7.89	1.20	.271
2019	Lowell	7-1	2.67	13-9	0-0	0	64.0	55	22	19	6	2	14	84	11.81	1.08	.227
	Greenville	0-2	5.25	6-3	0-0	0	24.0	27	14	14	3	0	7	25	9.38	1.42	.281
2020							Did Not Play										
2021	Greenville	3-7	5.60	25-13	0-0	0	90.0	101	57	56	20	6	26	104	10.40	1.41	.277
2022	Greenville	3-12	5.95	23-20	0-0	0	107.1	121	73	71	26	1	34	115	9.64	1.44	.278
	Portland	0-0	9.58	3-2	0-0	0	10.1	16	11	11	2	1	1	6	5.23	1.65	.356
Minor League Totals		16-23	5.11	81-49	0-0	0	317.1	343	186	180	58	10	85	353	10.01	1.35	.271

PAEZ, Jedixson Jose

RHP

HT: 6-1; **BATS:** Right; **THROWS:** Right; **BORN:** 1/17/2004 in Tinaquillo, VZ; **SIGNED BY:** Alberto Mejia and Eddie Romero; **ACQUIRED:** Signed as an international free agent, 1/15/2021.

2022: Spent the entire season with the Rookie-level FCL Red Sox...Tossed 5.0 innings in 8 of his starts and struck out 7 or more batters twice, including a career-high 9 on 6/18 vs. the FCL Twins.

YEAR	CLUB	W-L	ERA	G-GSCG-SHO	SV	IP	H	R	ER	HR	HB	BB	SO	SO/9	WHIP	AVG	
2021	DSL Red Sox-Blue	2-1	2.86	13-13	0-0	0	50.1	43	18	16	5	3	9	49	8.76	1.03	.228
2022	FSL Red Sox	5-2	3.63	13-10	0-0	0	57.0	52	26	23	2	1	13	49	7.74	1.14	.239
Minor League Totals		7-3	3.27	26-23	0-0	0	107.1	95	44	39	7	4	22	98	8.22	1.09	.233

PAULINO, Eddinson Antonio

INF

HT: 5-10; **BATS:** Left; **THROWS:** Right; **BORN:** 7/2/2002 in Santiago, DR; **SIGNED BY:** Essau Medina and Eddie Romero; **ACQUIRED:** Signed as an international free agent, 7/2/2018.

CAREER: Enters 2023 ranked as a top Red Sox prospect by *Baseball America* (No. 11) and MLB.com (No. 9)...Entered 2022 ranked by *BA* as the Red Sox' No. 28 prospect and climbed to No. 18 in the in-season rankings...Has made 51 starts at 3B, 51 at SS, 49 at 2B, 11 in CF, and 1 in LF...Led the Rookie-level FCL Red Sox in doubles (16), triples (4), and XBH (20) in 2021...**2022:** Spent the entire season with Single-A Salem...Led Red Sox farmhands in runs (96), doubles (35), and triples (tied, 10), and ranked among leaders in XBH (2nd, 58), SLG (7th, .469), OPS (7th, .833), walks (5th, 64), total bases (3rd, 217), and stolen bases (3rd, 27)...Led the Carolina League in XBH, doubles, triples (tied), and total bases while ranking among leaders in hits (2nd, 123), runs (2nd), RBI (T-7th, 66), SLG (4th), and OPS (5th)...Named Carolina League Player of the Week for 8/29-9/4...Named Red Sox Minor League Baserunner of the Month for April...Reached base safely in 36 consecutive games to end the season, spanning 7/16-9/8 (.329/.424/.555, 48-for-146, 41 R, 19 XBH, 24 BB)...Was the longest on-base streak in the Carolina League during 2022...Finished the season with a 12-game hitting streak from 8/23-9/8 (.327 AVG, 16-for-49, 15 R, 10 XBH, 15 RBI)...Was 1 of only 3 minor leaguers with at least 30 doubles, 10 triples, and 10 HR, joining Ceddanne Rafaela (BOS) and Dominic Fletcher (ARI).

YEAR	CLUB	AVG	G	AB	R	H	2B	3B	HR	RBI	SH	SF	HB	BB	SO	SB	CS	OBP	SLG	OPS
2019	DSL Red Sox1	.287	35	108	17	31	2	4	0	10	1	0	1	18	23	2	6	.394	.380	.774
2020																				
2021	FCL Red Sox	.336	36	113	25	38	16	4	0	13	0	0	5	15	21	5	2	.436	.549	.985
2022	Salem	.266	114	463	96	123	35	10	13	66	1	5	6	64	105	27	5	.359	.469	.828
Minor League Totals		.281	185	684	138	192	53	18	13	89	2	5	12	97	149	34	13	.377	.468	.845

PERALES, Luis Alexis

RHP

HT: 6-1; **BATS:** Right; **THROWS:** Right; **BORN:** 4/14/2003 in Guacara, VZ; **SIGNED BY:** Lenin Rodriguez and Rolando Pino; **ACQUIRED:** Signed as an international free agent, 7/2/2019.

CAREER: Enters 2023 ranked as a top Red Sox prospect by *Baseball America* (No. 17) and MLB.com (No. 13)...Also ranked by *Baseball America* as having the best fastball in the Sox' system...Has allowed only 1 HR in 37.2 IP...**2022:** Split the season with the Rookie-level FCL Red Sox and Single-A Salem...Named Red Sox Minor League Starting Pitcher of the Month for July, making 5 scoreless appearances (4 starts) during the month (15.0 IP, 3 H, 4 BB, 23 SO)...Allowed only 1 ER over his 8 games with the FCL Red Sox from 6/24-8/15 before his promotion to Salem (22.0 IP, 5 H, 2 R, ER, 8 BB, 32 SO).

YEAR	CLUB	W-L	ERA	G-GSCG-SHO	SV	IP	H	R	ER	HR	HB	BB	SO	SO/9	WHIP	AVG	
2020						Did Not Play											
2021	DSL Red Sox-Red	0-0	4.50	1-1	0-0	0	2.0	1	1	1	0	0	1	3	13.50	1.00	.143
2022	FCL Red Sox	0-1	1.08	9-7	0-0	0	25.0	10	4	3	0	1	9	34	12.24	0.76	.120
	Salem	0-1	3.38	4-4	0-0	0	10.2	10	7	4	1	1	11	16	13.51	1.97	.250
Minor League Totals		0-2	1.91	14-12	0-0	0	37.2	21	12	8	1	2	21	53	12.67	1.12	.162

PEREZ, Railin Josue

RHP

HT: 6-3; **BATS:** Right; **THROWS:** Right; **BORN:** 9/2/2001 in Santiago, DR; **SIGNED BY:** Domingo Brito and Rolando Pino; **ACQUIRED:** Signed as an international free agent, 11/16/2018.

2022: Spent the entire season with the Rookie-level FCL Red Sox...Converted all 4 of his save opportunities...Did not allow a run in his first 5 appearances of the season (7.1 IP, 5 H, 1 BB, 11 SO).

YEAR	CLUB	W-L	ERA	G-GSCG-SHO	SV	IP	H	R	ER	HR	HB	BB	SO	SO/9	WHIP	AVG	
2019	DSL Red Sox-2	1-1	3.60	13-6	0-0	0	50.0	41	26	20	2	9	19	44	7.92	1.20	.228
2020							Did Not Play										
2021	DSL Red Sox-Blue	2-3	1.35	21-0	0-0	10	33.1	24	8	5	1	3	16	38	10.26	1.20	.198
2022	FCL Red Sox	1-0	1.16	13-0	0-0	4	23.1	12	3	3	0	3	8	31	11.96	0.86	.160
Minor League Totals		4-4	2.36	47-6	0-0	14	106.2	77	37	28	3	15	43	113	11.22	1.13	.205

Minor League
Players

Minor League Players, Continued

PERRY, Aaron

RHP

HT: 5-11; **BATS:** Right; **THROWS:** Right; **BORN:** 6/7/1999 in Charleston, WV; **SIGNED BY:** John Pyle; **ACQUIRED:** Red Sox 14th pick (14th round, 431st overall) in the 2017 First-Year Player Draft.

CAREER: Missed the 2017 and 2018 seasons due to a right elbow injury...Underwent Tommy John surgery in May 2018...**2022:** Made 3 relief appearances for High-A Greenville, his most advanced level...Each of the 3 outings were scoreless (1 H, 1 BB, 3 SO)...Made 10 appearances for Scottsdale in the Arizona Fall League following the season...Posted a 1.35 ERA (1 ER/6.2 IP) over his final 8 outings after allowing 5 ER in 2.0 IP through his first 2...**PERSONAL:** Attended Hurricane (WV) High School, where he posted a 0.33 ERA as a senior.

YEAR	CLUB	W-L	ERA	G-GSCG-SHO	SV	IP	H	R	ER	HR	HB	BB	SO	SO/9	WHIP	AVG	
2017																	
2018																	
2019	GCL Red Sox	0-2	3.00	9-5	0-0	0	21.0	11	9	7	0	2	19	18	7.71	1.43	.155
2020																	
2021	Salem	3-2	6.26	13-1	0-0	0	23.0	28	17	16	2	3	8	33	12.91	1.57	.292
2022	Greenville	0-0	0.00	3-0	0-0	0	3.0	1	0	0	0	0	1	3	9.00	0.67	.100
Minor League Totals		3-4	4.40	25-6	0-0	0	47.0	40	26	23	2	5	28	54	10.34	1.45	.226

RAMIREZ, Jose Andres

RHP

HT: 6-0; **BATS:** Right; **THROWS:** Right; **BORN:** 3/28/2001 in Santo Domingo, DR; **SIGNED BY:** Manny Nanita and Todd Claus; **ACQUIRED:** Signed as an international free agent, 5/26/2018.

CAREER: Did not allow a HR in over 49.2 IP in 2021...**2022:** Split the season with the Rookie-level FCL Red Sox and Single-A Salem...Struck out 10 or more batters in 2 games, including a season-high 12 SO on 6/23 at the FCL Braves...Made his Salem debut on 8/30 at Augusta and struck out 5 over 2.2 IP.

YEAR	CLUB	W-L	ERA	G-GSCG-SHO	SV	IP	H	R	ER	HR	HB	BB	SO	SO/9	WHIP	AVG	
2018	DSL Red Sox-2	1-4	3.16	13-11	0-0	1	42.2	30	24	15	1	7	32	36	7.60	1.45	.194
2019	DSL Red Sox-2	2-3	3.03	17-1	0-0	1	32.2	20	21	11	1	8	38	21	5.79	1.78	.177
2020							Did Not Play										
2021	DSL Red Sox-Red	5-1	2.36	13-11	0-0	0	49.2	44	19	13	0	9	19	46	8.33	1.27	.244
2022	FCL Red Sox	7-2	5.74	13-5	0-0	0	42.1	31	29	27	2	16	24	48	10.21	1.30	.200
	Salem	0-1	7.50	3-0	0-0	0	6.0	4	7	5	0	2	8	7	10.50	2.00	.174
Minor League Totals		15-11	3.69	59-28	0-0	2	173.1	129	100	71	4	42	121	158	8.20	1.44	.206

RAMSEY, Garrett Michael

RHP

HT: 6-3; **BATS:** Right; **THROWS:** Right; **BORN:** 10/29/1999 in Jackson, MS; **SIGNED BY:** Danny Watkins; **ACQUIRED:** Red Sox 17th pick (16th round, 489th overall) in the 2022 First-Year Player Draft.

PERSONAL: Pitched at the University of Southern Mississippi (2021-22) and Hinds Community College (2019-20)...In 2 seasons for Southern Miss, was 5-2 with a 3.20 ERA (16 ER/45.0 IP) in 38 relief appearances...Graduated from Northwest Rankin High School (MS).

YEAR	CLUB	W-L	ERA	G-GSCG-SHO	SV	IP	H	R	ER	HR	HB	BB	SO	SO/9	WHIP	AVG
2022	FCL Red Sox															

RANGEL, Oscar Eduardo

C

HT: 5-11; **BATS:** Left; **THROWS:** Right; **BORN:** 5/27/1998 in Maracay, Aragua, VZ; **SIGNED BY:** Jonathan Cruz and Rolando Pino; **ACQUIRED:** Signed as an international free agent, 2/9/2018.

CAREER: Has thrown out 34 of 83 (41.0%) runners attempting to steal...In 2018, led the DSL Red Sox2 in RBI (33) and HR (tied, 3)...In a 6-game span from 7/15-31 in 2019, went 12-for-20 (.600) with 13 RBI.

YEAR	CLUB	AVG	G	AB	R	H	2B	3B	HR	RBI	SH	SF	HB	BB	SO	SB	CS	OBP	SLG	OPS
2018	DSL Red Sox2	.247	45	154	29	38	8	4	1	33	0	5	2	24	22	3	3	.346	.370	.716
2019	GCL Red Sox	.295	21	61	8	18	4	1	0	16	0	1	2	11	15	1	0	.413	.393	.807
	Greenville	.167	2	6	0	1	0	0	0	0	0	0	0	0	2	0	0	.167	.167	.333
2020																				
2021	Portland	.154	7	13	0	2	0	0	0	0	0	0	0	1	3	0	0	.214	.154	.368
2022	Portland	.077	5	13	1	1	0	0	0	1	0	0	0	2	6	0	0	.200	.077	.277
Minor League Totals		.243	80	247	38	60	12	5	1	50	0	6	4	38	48	4	3	.346	.344	.690

RAVELO, Luis Manuel

INF

HT: 6-1; **BATS:** Switch; **THROWS:** Right; **BORN:** 11/05/2003 in Santo Domingo, DR; **SIGNED BY:** Manny Nanita and Eddie Romero; **ACQUIRED:** Signed as an international free agent, 1/15/2021.

CAREER: Enters 2023 ranked as a top Red Sox prospect by *Baseball America* (No. 30) and MLB.com (No. 28)...Has made 71 starts at 2B and 5 at SS in his career...**2022:** Split the season between the Rookie-level FCL Red Sox and Single-A Salem...Had a career-high 4 RBI on 9/1 at Augusta, his Salem debut.

YEAR	CLUB	AVG	G	AB	R	H	2B	3B	HR	RBI	SH	SF	HB	BB	SO	SB	CS	OBP	SLG	OPS
2021	DSL Red Sox-Red	.243	43	144	20	35	4	2	1	13	0	3	2	19	22	0	1	.333	.319	.652
2022	FCL Red Sox	.187	31	107	19	20	1	2	0	6	1	0	0	17	31	6	3	.298	.234	.532
	Salem	.240	7	25	4	6	1	0	1	6	0	0	1	2	8	0	0	.321	.400	.721
Minor League Totals		.221	81	276	43	61	6	4	2	25	1	3	3	38	61	6	4	.319	.293	.612

Minor League Players, Continued

REED, Tyreque

1B

HT: 6-1; **BATS:** Right; **THROWS:** Right; **BORN:** June 6, 1997 in Houlika, MS; **SIGNED BY:** Brian Morrison (TEX); **ACQUIRED:** Selected from the Texas Rangers in the Triple-A phase of the 2020 Rule 5 Draft.

CAREER: Spent 2017-20 in the Rangers system after being selected by the club in the 8th round of the 2017 First-Year Player Draft...Ranked T-3rd among Rangers minor leaguers in 2018 with 18 HR, also ranking 3rd in the South Atlantic League in OPS (.846) and SLG (.503)...Named SAL Player of the Week for 7/30-8/5/18...Named an AZL post-season All-Star in 2017...**2022:** Played 50 games for Double-A Portland...Made 21 starts at 1B, 3 in LF, and 2 in RF...**PERSONAL:** Attended Itawama Junior College (MS)...Graduated from Houlika High School (MS)...His hometown of Houlika hosted a parade in his honor following the signing of his 1st professional contract.

YEAR	CLUB	AVG	G	AB	R	H	2B	3B	HR	RBI	SH	SF	HB	BB	SO	SB	CS	OBP	SLG	OPS
2017	AZL Rangers	.350	35	120	35	42	13	2	5	29	0	1	2	22	26	3	1	.455	.617	1.072
2018	Hickory	.267	97	344	48	92	27	0	18	53	0	1	8	32	102	1	0	.343	.503	.846
2019	AZL Rangers	.600	4	10	7	6	1	0	1	2	0	0	0	6	1	0	0	.750	1.000	1.750
	Down East	.216	32	111	13	24	6	0	4	17	0	2	5	8	36	0	2	.294	.378	.672
	Hickory	.282	64	238	37	67	17	0	13	48	0	4	4	34	60	4	2	.375	.517	.892
2020																				
2021	Greenville	.296	48	179	40	53	8	1	14	50	0	2	4	30	55	4	2	.405	.587	.991
	Portland	.239	44	138	20	33	9	0	3	21	0	2	3	18	54	0	0	.335	.370	.705
2022	Portland	.198	50	167	18	33	7	0	6	25	0	0	2	18	64	0	0	.283	.347	.630
Minor League Totals		.268	374	1307	218	350	88	3	64	245	0	12	28	168	398	12	7	.360	.487	.847

RODRIGUEZ, Elmer

RHP

HT: 6-3; **BATS:** Left; **THROWS:** Right; **BORN:** 8/18/2003 in Trujillo Alto, PR; **SIGNED BY:** Edgar Perez; **ACQUIRED:** Red Sox 4th pick (4th round, 105th overall) in the 2021 First-Year Player Draft.

CAREER: Entered 2023 ranked as a top Red Sox prospect by *Baseball America* (No. 26) and MLB.com (No. 24)...**2022:** Posted a 1.88 ERA (8 ER/38.1 IP) between the Rookie-level FCL Red Sox and Single-A Salem...Tossed a season-high 4.0 innings 3 times and recorded a season-high 6 SO twice...Allowed 3 ER or fewer in each of his 13 outings and 1 or 0 ER in 11 of them...**PERSONAL:** Attended Leadership Christian Academy in Guaynabo, Puerto Rico.

YEAR	CLUB	W-L	ERA	G-GSCG-SHO	SV	IP	H	R	ER	HR	HB	BB	SO	SO/9	WHIP	AVG	
2021						Did Not Play											
2022	FCL Red Sox	0-3	1.95	11-8	0-0	0	32.1	28	14	7	0	1	12	36	10.02	1.24	.226
	Salem	0-0	1.50	2-2	0-0	0	6.0	3	1	1	0	0	3	6	9.00	1.00	.143
Minor League Totals		0-3	1.88	13-10	0-0	0	38.1	31	15	8	0	1	15	42	9.86	1.20	.214

RODRIGUEZ, Jorge

LHP

HT: 5-11; **BATS:** Left; **THROWS:** Left; **BORN:** 8/25/2000 in Juarez, Chihuahua, MX; **SIGNED BY:** Sotero Torres and James Kang; **ACQUIRED:** Signed as an international free agent, 11/19/2017.

CAREER: Named a *Baseball America* Rookie All-Star and a Gulf Coast League post-season All-Star in 2019...Has allowed 8 HR in 186.1 IP (0.39 HR/9.0 IP)...Tossed a 9.0-inning complete game in a 3-2 win vs. the DSL Dodgers on 7/23/18...Made 11 relief appearances for Naranjeros de Hermosillo in the Mexican Pacific League in 2021.

YEAR	CLUB	W-L	ERA	G-GSCG-SHO	SV	IP	H	R	ER	HR	HB	BB	SO	SO/9	WHIP	AVG	
2018	DSL Red Sox2	3-1	3.41	13-13	1-0	0	63.1	66	28	24	1	5	14	56	7.96	1.26	.273
2019	GCL Red Sox	6-2	1.91	11-6	0-0	0	47.0	35	13	10	2	1	9	58	11.11	0.94	.202
	Lowell	1-0	3.86	1-0	0-0	0	4.2	4	2	2	0	1	0	4	7.71	0.86	.211
2020																	
2021	Salem	5-6	5.56	18-8	0-0	0	68.0	95	49	42	5	1	19	54	7.15	1.68	.326
2022	Greenville	0-0	5.40	1-0	0-0	0	3.1	2	2	2	0	1	2	3	8.10	1.20	.182
Minor League Totals		15-9	3.86	44-27	1-0	0	186.1	202	94	80	8	9	44	175	8.45	1.32	.274

ROGERS, Dalton Thomas

LHP

HT: 5-11; **BATS:** Right; **THROWS:** Left; **BORN:** 1/18/2001 in Brandon, MS; **SIGNED BY:** Danny Watkins; **ACQUIRED:** Red Sox 4th pick (3rd round, 99th overall) in the 2022 First-Year Player Draft.

CAREER: Enters 2023 ranked as a top Red Sox prospect by *Baseball America* (No. 29) and MLB.com (No. 25)...**PERSONAL:** Pitched for Southern Mississippi University (2022), Jones College (2021), and Southeastern Louisiana University (2020)...With Southern Miss, posted a 1.95 ERA, 1.05 WHIP, 13.86 SO/9.0 IP, and .128 opponent AVG in 23 relief appearances (37.0 IP, 16 H, 8 ER, 23 BB, 57 SO, 16-for-125)...Graduated from Northwest Rankin High School (MS).

YEAR	CLUB	W-L	ERA	G-GSCG-SHO	SV	IP	H	R	ER	HR	HB	BB	SO	SO/9	WHIP	AVG	
2022	FCL Red Sox	0-0	9.00	2-0	0-0	0	2.0	2	2	2	0	0	2	3	13.50	2.00	.286

Minor League
Players

Minor League Players, Continued

ROMERO, Michael Lorenzo (Mikey)

RHP

HT: 6-1; **BATS:** Left; **THROWS:** Right; **BORN:** 1/12/2004 in San Diego, CA; **SIGNED BY:** JJ Altobelli; **ACQUIRED:** Red Sox 1st pick (1st round, 24th overall) in the 2022 First-Year Player Draft.

CAREER: Enters 2023 ranked as a Red Sox top prospect by *Baseball America* (No. 6) and MLB.com (No. 5)...**2022:** Split his professional debut between the Rookie-level FCL Red Sox and Single-A Salem, combining to hit .304 (24-for-79) with 7 2B, 3 3B, 1 HR, 17 RBI, and 11 runs in 19 games...Made 9 starts at SS, 6 at 2B, and 4 at DH...Hit his 1st professional HR on 8/19 vs. the FCL Twins, a 3-run HR in the 9th inning...Recorded multiple RBI in 4 of his last 7 games, all with Salem (13-for-33, 5 R, 4 2B, 3 3B, 11 RBI)...**PERSONAL:** Graduated from Orange Lutheran High School (CA), where he hit .368 (60-for-163) with 21 XBH, 41 RBI, and 40 runs scored during his junior and senior seasons, striking out just 19 times in 50 games over that time...Became the 3rd player from Orange Lutheran to be selected in the 1st round of the MLB First-Year Player Draft, joining Gerrit Cole (2008 by NYY, did not sign) and Cole Winn (2018 by TEX)...Prior to his selection in the 2022 First-Year Player Draft, had committed to play baseball for Louisiana State University...Played in the 2021 Perfect Game All-American Classic at Petco Park in San Diego...Played for Team USA in 2016 (12U) and 2019 (15U)...Sisters, Sierra and Sydney, played softball at the University of Michigan and the University of Oklahoma, respectively...Both were named First-Team All-Americans by the National Fastpitch Coaches Association and selected in the top 3 picks of the National Pro Fastpitch Draft, playing together professionally for the USSSA Florida Pride.

YEAR	CLUB	AVG	G	AB	R	H	2B	3B	HR	RBI	SH	SF	HB	BB	SO	SB	CS	OBP	SLG	OPS
2022	GCL Red Sox	.250	10	36	5	9	3	0	1	6	0	0	0	7	4	1	0	.372	.417	.789
	Salem	.349	9	43	6	15	4	3	0	11	0	0	0	1	11	1	0	.364	.581	.945
Minor League Totals		.304	19	79	11	24	7	3	1	17	0	0	0	8	15	2	0	.368	.506	.874

ROSARIO, Ronald Daniel

C

HT: 6-0; **BATS:** Right; **THROWS:** Right; **BORN:** 1/1/2003 in Palo Negro, VZ; **SIGNED BY:** Alex Requena and Eddie Romero; **ACQUIRED:** Signed as an international free agent, 7/2/2019.

CAREER: Has thrown out 3 of 5 (60.0%) runners attempting to steal.

YEAR	CLUB	AVG	G	AB	R	H	2B	3B	HR	RBI	SH	SF	HB	BB	SO	SB	CS	OBP	SLG	OPS
2020																				
2021	DSL Red Sox-Blue	.500	6	16	4	8	1	0	1	5	0	0	0	4	1	0	0	.600	.750	1.350
2022	FCL Red Sox	.244	20	41	5	10	2	0	0	5	0	0	3	7	11	0	0	.392	.293	.685
Minor League Totals		.316	26	57	9	18	3	0	1	10	0	0	3	11	12	0	0	.451	.421	.872

ROSIER, Corey

OF

HT: 5-11; **BATS:** Left; **THROWS:** Right; **BORN:** 9/7/1999 in La Plata, MD; **ACQUIRED:** From the San Diego Padres with 1B Eric Hosmer, INF Max Ferguson and cash in exchange for LHP Jay Groome, 8/2/2022.

CAREER: Has made 93 starts in LF, 34 in CF, and 5 in RF...Has played MiLB games for 3 different organizations (SEA, SD, BOS)...Selected by SEA in the 12th round of the 2021 First-Year Player Draft...**2022:** Spent the entire season with High-A Fort Wayne and Greenville, his most advanced level...Had a 10-game hitting streak from 7/17-31, hitting .447 (17-for-38) with 10 RBI and 7 steals...**PERSONAL:** Named the 2018 Gatorade New Jersey Baseball Player of the Year, Seneca High School's 1st player to receive the honor...Batted .492 (29-for-59) with 7 HR as a senior in 2018...Played for the University of North Carolina at Greensboro (2021).

YEAR	CLUB	AVG	G	AB	R	H	2B	3B	HR	RBI	SH	SF	HB	BB	SO	SB	CS	OBP	SLG	OPS
2021	ACL Mariners	.000	1	3	0	0	0	0	0	0	0	0	0	0	2	0	0	.000	.000	.000
	Modesto	.390	31	118	31	46	8	3	3	23	0	4	1	18	20	13	3	.461	.585	1.046
2022	Fort Wayne	.263	85	308	69	81	7	8	6	37	3	2	6	54	68	33	4	.381	.396	.777
	Greenville	.163	23	80	8	13	6	0	1	4	0	0	1	11	31	7	1	.272	.275	.547
Minor League Totals		.275	140	509	108	140	21	11	10	64	3	6	8	83	121	53	8	.381	.418	.799

SALAZAR, Johnfrank

INF

HT: 6-1; **BATS:** Right; **THROWS:** Right; **BORN:** 8/5/2003 in Barcelona, VZ; **SIGNED BY:** Alex Requena, Wilder Lobo, and Rolando Pino; **ACQUIRED:** Signed as an international free agent, 8/5/2019.

CAREER: Has made 56 starts at SS, 26 at 3B, 13 at 2B, and 2 at 1B in his career....**2022:** Split the season between the Rookie-Level FCL Red Sox and Single-A Salem...Hit safely in 15 consecutive games from 7/5-8/2, batting .420 over the streak (21-for-50, 12 R, 3 2B, 3B, 12 RBI, 5 SB).

YEAR	CLUB	AVG	G	AB	R	H	2B	3B	HR	RBI	SH	SF	HB	BB	SO	SB	CS	OBP	SLG	OPS
2020																				
2021	DSL Red Sox-Blue	.269	50	167	27	45	8	1	2	22	1	1	6	16	21	5	2	.353	.365	.718
2022	FCL Red Sox	.327	32	101	21	33	8	2	0	16	0	1	3	17	9	3	0	.434	.446	.880
	Salem	.257	19	74	9	19	3	1	0	8	3	0	1	5	17	0	0	.313	.324	.637
Minor League Totals		.284	101	342	57	97	19	4	2	46	4	2	10	38	47	8	2	.370	.380	.750

Minor League Players, Continued

SCROGGINS, Cody Ray

RHP

HT: 6-0; **BATS:** Right; **THROWS:** Right; **BORN:** 5/17/1996 in Edmond, OK; **SIGNED BY:** Lane Decker; **ACQUIRED:** Red Sox 9th pick (9th round, 287th overall) in the 2019 First-Year Player Draft.

2022: Posted a 5.12 ERA (29 ER/51.0 IP) between High-A Greenville and Double-A Portland...Posted a 3.21 ERA (10 ER/28.0 IP) over his final 23 outings for the Drive, spanning 5/21-8/14...Assigned to Portland on 8/18...**PERSONAL:** Pitched at the University of Arkansas from 2016-18...Required Tommy John surgery in 2017...Returned as a redshirt sophomore in 2018 and made 16 appearances...Graduated from Bentonville (AR) High School.

YEAR	CLUB	W-L	ERA	G-GSCG-SHO	SV	IP	H	R	ER	HR	HB	BB	SO	SO/9	WHIP	AVG	
2019	Lowell	0-0	7.30	9-0	0-0	0	12.1	8	11	10	1	2	10	15	10.95	1.46	.186
2020							Did Not Play										
2021	Salem	3-2	1.33	19-0	0-0	6	27.0	22	12	4	1	3	12	30	10.00	1.26	.224
	Greenville	1-0	5.82	18-0	0-0	2	21.2	18	15	14	4	2	17	20	8.31	1.62	.228
2022	Greenville	2-0	4.35	35-0	0-0	6	41.1	42	21	20	3	5	27	51	11.10	1.67	.263
	Portland	0-0	8.38	9-0	0-0	1	9.2	11	9	9	2	4	6	13	12.10	1.76	.289
Minor League Totals		6-2	4.58	90-0	0-0	15	112.0	101	68	57	11	16	72	129	10.37	1.54	.242

SENA, Reidis Alfredo

RHP

HT: 5-10; **BATS:** Right; **THROWS:** Right; **BORN:** 4/7/2001 in Neiba, DR; **SIGNED BY:** Jonathan Cruz and Todd Claus; **ACQUIRED:** Signed as an international free agent, 12/15/2018.

2022: Each of his first 10 appearances came as a starter...Posted a 3.05 ERA (7 ER/20.2 IP) in those outings.

YEAR	CLUB	W-L	ERA	G-GSCG-SHO	SV	IP	H	R	ER	HR	HB	BB	SO	SO/9	WHIP	AVG	
2019	DSL Red Sox2	1-6	4.05	10-10	0-0	0	40.0	35	22	18	2	4	13	32	7.20	1.20	.241
2020							Did Not Play										
2021	FCL Red Sox	1-0	3.22	9-3	0-0	0	22.1	22	8	8	1	1	13	31	12.49	1.57	.268
2022	Salem	0-1	5.91	11-10	0-0	0	21.1	27	23	14	3	0	12	21	8.86	1.83	.307
Minor League Totals		2-7	4.30	30-23	0-0	0	83.2	84	53	40	6	5	38	84	9.04	1.46	.267

SHARP, Sterling

RHP

HT: 6-3; **BATS:** Right; **THROWS:** Right; **BORN:** 5/30/1995 in Southfield, MI; **SIGNED BY:** Brandon Larson (WSH); **ACQUIRED:** Signed as a minor league free agent, 1/4/2023.

CAREER: Played in 4 MLB games for the Marlins in 2020...Selected by ATL in the 30th round of the 2013 June Draft (did not sign) and by WSH in the 22nd round of the 2016 First-Year Player Draft...**2022:** Split the season with Triple-A Rochester and Double-A Portland...Struck out a season-high 9 batters on 7/14 vs. Omaha (5.2 IP)...Released by WSH on 8/5 and signed by the Red Sox as a minor league free agent on 8/9...**PERSONAL:** Pitched for Eastern Michigan University (2014) and Drury University (2016)...Graduated from North Farmington High School.

YEAR	CLUB	W-L	ERA	G-GSCG-SHO	SV	IP	H	R	ER	HR	HB	BB	SO	SO/9	WHIP	AVG	
2016	GCL Nationals	3-0	3.24	11-7	0-0	2	41.2	47	16	15	2	6	35	7.56	1.27	.287	
	Auburn	0-0	3.60	1-1	0-0	0	5.0	6	3	2	0	0	3	5.40	1.20	.316	
2017	Hagerstown	4-9	3.69	18-17	1-0	0	92.2	100	46	38	8	6	14	69	6.70	1.23	.271
	Potomac	2-2	4.78	6-5	0-0	0	32.0	39	19	17	4	0	13	26	7.31	1.63	.307
2018	Potomac	5-3	3.16	14-14	0-0	0	79.2	82	32	28	4	6	21	58	6.55	1.29	.262
	Harrisburg	6-3	4.33	13-13	1-0	0	68.2	72	39	33	6	2	26	47	6.16	1.43	.268
2019	GCL Nationals	0-0	0.00	1-1	0-0	0	2.0	1	0	0	0	0	2	9.00	0.50	.167	
	Auburn	0-1	1.29	2-2	0-0	0	7.0	4	1	1	0	2	1	5	6.43	0.71	.190
	Harrisburg	5-3	3.99	9-9	0-0	0	49.2	56	23	22	1	2	14	45	8.16	1.41	.284
2020	MIAMI	0-0	10.13	4-0	0-0	0	5.1	7	7	6	1	1	5	3	5.07	2.25	.304
2021	Harrisburg	0-2	1.84	3-3	0-0	0	14.2	11	10	3	3	1	6	12	7.37	1.16	.193
	Rochester	4-4	4.97	16-14	0-0	0	70.2	73	47	39	9	2	39	47	5.99	1.58	.265
2022	Portland	1-1	3.18	7-7	0-0	0	34.0	32	15	12	2	2	12	31	8.21	1.29	.256
	Rochester	2-5	6.62	18-13	0-0	0	66.2	86	53	49	8	4	30	59	7.67	1.74	.319
Major League Totals		0-0	10.13	4-0	0-0	0	5.1	7	7	6	1	1	5	3	5.01	2.25	.304
Minor League Totals		32-33	4.13	119-106	2-0	2	564.1	609	304	259	47	29	182	439	7.00	1.40	.275

SIKES, Phillip Kade

OF

HT: 6-2; **BATS:** Right; **THROWS:** Right; **BORN:** 4/27/1999 in Paris, TX; **SIGNED BY:** Reid Reilly; **ACQUIRED:** Red Sox 18th pick (18th round, 526th overall) in the 2021 First-Year Player Draft.

CAREER: Led FCL Red Sox players during 2021 (min. 80 PA) in AVG (.392), OBP (.464), SLG (.622), and OPS (1.086)...Has made 58 starts in CF, 38 in RF, and 17 in LF, recording 12 OF assists...Also made 2 relief appearances for Single-A Salem (1.2 IP, H, 2 SO)...**2022:** Split the season between Single-A Salem and High-A Greenville, hitting .253 with 11 HR, 48 RBI, and an .852 OPS in 94 games...Ranked among Red Sox minor leaguers in SLG (7th, .481), OPS (6th, .852), doubles (5th, 29), and XBH (T-8th, 45)...Was 20-for-21 (95.2%) in stolen base attempts...Stole 2 bases in a game 4 times...Named Red Sox Minor League Baserunner of the Month for May and Defensive Player of the Month for July...**PERSONAL:** Played 2 seasons for Texas Christian University (2020-21), 1 for Pima Community College (2019), and 1 for the University of New Mexico (2018)...Selected by the Diamondbacks in the 33rd round of the 2019 June Draft by did not sign...Named to the 2021 First Team All-Big 12.

YEAR	CLUB	AVG	G	AB	R	H	2B	3B	HR	RBI	SH	SF	HB	BB	SO	SB	CS	OBP	SLG	OPS
2021	FCL Red Sox	.392	24	74	18	29	8	0	3	18	0	0	2	8	24	5	1	.464	.622	1.086
2022	Salem	.258	50	159	36	41	18	4	5	28	0	1	7	28	55	12	1	.390	.516	.906
	Greenville	.248	44	157	21	39	11	1	6	20	0	2	1	25	44	8	0	.351	.446	.797
Minor League Totals		.279	118	390	75	109	37	5	14	66	0	3	10	61	123	25	2	.388	.508	.896

Minor League
Players

Minor League Players, Continued

SIMAS, Karson William

INF

HT: 6-0; **BATS:** Right; **THROWS:** Right; **BORN:** 6/1/2001 in Fresno, CA; **SIGNED BY:** Josh Labandeira; **ACQUIRED:** Red Sox 25th pick (25th round, 767th overall) in the 2019 First-Year Player Draft.

CAREER: Has appeared defensively at 2B (46 G), CF (39 G), RF (18 G), SS (15 G), 3B (2 G), and LF (1 G)...Named Red Sox Minor League Baserunner of the Month for July 2021...**2022:** Spent the entire season with Single-A Salem...Made 37 starts in CF, 22 in 2B, and 18 in RF...**PERSONAL:** Graduated from Clovis West High School (CA).

YEAR	CLUB	AVG	G	AB	R	H	2B	3B	HR	RBI	SH	SF	HB	BB	SO	SB	CS	OBP	SLG	OPS
2019	GCL Red Sox	.211	11	38	2	8	0	0	0	0	0	0	2	4	8	0	0	.318	.211	.529
2020																				
2021	FCL Red Sox	.310	30	87	17	27	6	2	1	18	1	0	2	8	22	4	0	.381	.460	.841
2022	Salem	.197	78	279	40	44	10	4	1	24	0	1	3	25	107	15	1	.269	.272	.541
Minor League Totals		.223	119	404	59	90	16	6	2	46	1	1	7	37	137	19	1	.298	.307	.605

SPACKE, Dylan James

RHP

HT: 6-1; **BATS:** Switch; **THROWS:** Right; **BORN:** 3/11/1998 in San Diego, CA; **SIGNED BY:** JJ Altobelli; **ACQUIRED:** Red Sox 21st pick (21st round, 647th overall) in the 2019 First-Year Player Draft.

2022: Spent the entire season with Double-A Portland...Posted a 3.24 ERA (6 ER/16.2 IP) in 5 starts...Made a career-high 32 appearances...**PERSONAL:** Made 51 appearances at Long Beach State University, all in relief (2017-19)...Graduated from Ramona (CA) High School...Was a member of USA Baseball's 14U National Team in 2012.

YEAR	CLUB	W-L	ERA	G-GSCG-SHO	SV	IP	H	R	ER	HR	HB	BB	SO	SO/9	WHIP	AVG	
2019	GCL Red Sox	2-1	3.10	12-0	0-0	0	20.1	20	10	7	0	1	3	23	10.18	1.13	.256
	Lowell	0-0	3.86	7-0	0-0	1	11.2	10	5	5	1	1	3	16	12.34	1.11	.233
2020																	
2021	Greenville	4-2	3.07	29-4	0-0	0	67.1	63	24	23	7	4	22	83	11.09	1.26	.250
2022	Portland	2-5	5.65	32-5	0-0	0	65.1	66	45	41	8	8	39	60	8.27	1.61	.265
Minor League Totals		8-8	4.15	80-9	0-0	1	164.2	159	84	76	16	14	67	182	9.95	1.37	.256

STOCK, Joseph Richard (Joey)

RHP

HT: 6-5; **BATS:** Right; **THROWS:** Right; **BORN:** 9/8/1997 in Cold Spring, MN; **SIGNED BY:** Todd Gold; **ACQUIRED:** Signed as a minor league free agent, 8/28/2020.

2022: Split the season between Single-A Salem and High-A Greenville...Went 5-4 with a 2.85 ERA (19 ER/60.0 IP) and .198 opponent AVG in 32 appearances (1 start)...Held LHH to a .167 AVG (18-for-108) and RHH to a .231 AVG (24-for-104)...Posted a 2.08 ERA (10 ER/43.1 IP) with Salem, allowing 0 runs in 14 of his 22 outings...Did not allow an ER in 9 consecutive appearances for Salem from 5/28-6/9 (16.1 IP) before being promoted to Greenville on 7/3...**PERSONAL:** Was a 2-way player at St. John's University (MN)...Recorded 64 SO over 63.2 IP during his career, also leaving the program ranked T-3rd with 17 HR while batting .325 with a .650 SLG and 66 RBI...Graduated from Saint John's Prep (MN).

YEAR	CLUB	W-L	ERA	G-GSCG-SHO	SV	IP	H	R	ER	HR	HB	BB	SO	SO/9	WHIP	AVG	
2020						Did Not Play											
2021	FCL Red Sox	1-0	2.70	9-0	0-0	1	13.1	8	5	4	1	0	3	17	11.48	0.83	.163
	Salem	1-0	2.08	9-0	0-0	0	13.0	12	4	3	1	1	6	15	10.38	1.38	.235
2022	Salem	3-2	2.08	22-1	0-0	4	43.1	28	12	10	4	0	15	53	11.01	0.99	.181
	Greenville	2-2	4.86	10-0	0-0	0	16.2	14	9	9	3	1	15	19	10.26	1.74	.246
Minor League Totals		7-4	2.71	50-1	0-0	5	86.1	62	30	26	8	2	39	104	10.84	1.17	.199

TALavera, Luis Guillermo

RHP

HT: 6-3; **BATS:** Right; **THROWS:** Right; **BORN:** 2/6/2002 in Maracay, VZ; **SIGNED BY:** Manny Padron and Todd Claus; **ACQUIRED:** Signed as an international free agent, 7/2/2018.

2022: Split the season between the Rookie-level FCL Red Sox and Single-A Salem...Tossed 4.0 innings in relief 10 times.

YEAR	CLUB	W-L	ERA	G-GSCG-SHO	SV	IP	H	R	ER	HR	HB	BB	SO	SO/9	WHIP	AVG	
2019	DSL Red Sox-2	4-2	4.42	14-7	0-0	1	57.0	62	34	28	1	7	31	40	6.32	1.63	.288
2020																	
2021	DSL Red Sox-Red	3-1	1.76	15-1	0-0	2	30.2	25	11	6	0	3	10	25	7.39	1.14	.221
2022	FCL Red Sox	5-1	2.21	12-0	0-0	1	40.2	36	12	10	2	1	8	23	5.09	1.08	.248
	Salem	0-0	5.06	4-0	0-0	0	10.2	10	12	6	1	1	6	2	1.69	1.50	.238
Minor League Totals		12-4	3.24	45-8	0-0	4	139.0	133	69	50	4	12	55	90	5.83	1.35	.258

TELLIER, Nathan Patrick (Nate)

RHP

HT: 5-9; **BATS:** Right; **THROWS:** Right; **BORN:** 6/5/1998 in Boston, MA; **SIGNED BY:** Ray Fagnant; **ACQUIRED:** Signed as a minor league free agent, 9/1/2020.

2022: Pitched for the Rookie-level FCL Red Sox (13 G), Single-A Salem (12), and High-A Greenville (1)...Recorded 13.63 SO/9.0 IP (54 SO, 35.2 IP), including a 14.88 mark with Salem...15 of his 26 appearances were scoreless...**PERSONAL:** Played 4 seasons at and graduated from the University of Massachusetts-Dartmouth (2017-20)...Went 4-4 with a 2.73 ERA (17 ER/56.0 IP) in 30 appearances (3 starts) during his collegiate career...Also played outfield for UMass Dartmouth, earning All-Little East Conference honors at both positions and batting .342 (187-for-546) with an .897 OPS in 134 games (111 R, 39 2B, 7 3B, 9 HR, 91 RBI, 65 SB)...Spent 4 summers in the New England-based Futures Collegiate Baseball League playing for Martha's Vineyard (2017-19) and Brockton (2020)...Named an FCBL All-Star in 2019...Graduated from Attleboro High School (MA).

Minor League Players, Continued

YEAR	CLUB	W-L	ERA	G-GSCG-SHO	SV	IP	H	R	ER	HR	HB	BB	SO	SO/9	WHIP	AVG
2021	FCL Red Sox	1-1	2.00	6-0-0-0	1	9.0	3	2	2	0	1	5	14	14.00	0.89	.107
	Salem	2-0	2.51	9-0-0-0	0	14.1	7	6	4	0	1	20	16	10.05	1.88	.156
2022	Salem	0-1	9.92	13-0-0-1	1	16.1	18	21	18	2	4	15	27	14.88	2.02	.273
	FCL Red Sox	0-2	2.84	12-0-0-0	4	19.0	14	6	6	1	1	6	27	12.79	1.05	.206
	Greenville	0-0	27.00	1-0-0-0	0	0.1	1	1	1	0	0	2	0	0.00	9.00	.500
Minor League Totals		3-4	4.73	41-0-0-0	6	59.0	43	36	31	3	7	48	84	12.81	1.54	.206

THOMPSON, Jacob Nels (Jake)

RHP

HT: 6-1; **BATS:** Right; **THROWS:** Right; **BORN:** 9/22/1994 in Florence, OR; **SIGNED BY:** Justin Horowitz; **ACQUIRED:** Red Sox 4th pick (4th round, 131st overall) in the 2017 First-Year Player Draft.

CAREER: Has allowed only 4 HR to his 553 RHH faced...In 2018, led High-A Salem with 125.2 IP and tied for the Carolina League lead in starts (26)...Missed most of the 2019 season (right elbow strain)...**2022:** Split the season between Double-A Portland and Triple-A Worcester, his Triple-A debut...Began the season with the Sea Dogs, posting a 1.44 ERA (4 ER/25.0 IP) with a 1.04 WHIP in 16 outings before being promoted to the WooSox on 7/8...4 of his first 5 outings with Worcester were scoreless...Posted a 1.29 ERA (1 ER/7.0 IP) over his final 6 appearances of the season, all for the WooSox...**PERSONAL:** Played at Oregon State University (2014-17)...As a senior, was named to the *Baseball America* All-American First Team, as well as the All-Pac-12 Conference First Team and Pac-12 All-Academic First Team...Awarded District Player of the Year honors by the National Collegiate Baseball Writers Association...Made 20 appearances (19 GS) as a senior, going 14-1 with a 1.96 ERA and 119 SO...Graduated from Siuslaw (OR) High School...Selected by CHC in the 34th round of the 2013 June Draft, but did not sign.

YEAR	CLUB	W-L	ERA	G-GSCG-SHO	SV	IP	H	R	ER	HR	HB	BB	SO	SO/9	WHIP	AVG		
2017	Lowell	0-3	3.18	7-7	0-0	0	11.1	10	7	4	0	0	6	11	8.74	1.41	.238	
2018	Salem	5-13	5.30	26-26	0-0	0	125.2	148	91	74	9	7	47	96	6.88	1.55	.297	
2019	Salem	0-1	3.86	4-0	0-0	0	7.0	5	3	3	0	1	1	5	6.43	0.86	.208	
2020							Did Not Play											
2021	Greenville	0-0	8.10	3-0	0-0	0	3.1	8	6	3	0	0	3	3	8.10	3.30	.421	
	Portland	2-0	4.13	27-0	0-0	3	28.1	28	17	13	2	0	18	28	8.89	1.62	.259	
2022	Portland	0-1	2.03	17-1	0-0	3	26.2	20	6	6	1	4	11	32	10.80	1.16	.206	
	Worcester	1-0	5.40	16-0	0-0	0	21.2	19	14	13	0	7	20	24	9.97	1.80	.241	
Minor League Totals		8-18	4.66	100-34	0-0	3	224.0	238	144	116	12	19	106	199	8.00	1.54	.274	

TROYE, Christopher Corgan

RHP

HT: 6-4; **BATS:** Right; **THROWS:** Right; **BORN:** 2/8/1999 in Hayward, CA; **SIGNED BY:** Todd Gold; **ACQUIRED:** Red Sox 12th pick (12th round, 346th overall) in the 2021 First-Year Player Draft.

2022: Spent the entire season with Single-A Salem...Recorded 13.50 SO/9.0 IP...Posted a 1.80 ERA, 0.85 WHIP, and .134 opponent AVG in 14 appearances from 7/14 through the end of the season (20.0 IP, 9 H, 5 R, 4 ER, 8 BB, 28 SO)...**PERSONAL:** Played 4 seasons for the University of California, Santa Barbara (2018-21)...Graduated from Heritage High School (CA)...Named Most Valuable Player of the 2017 Gatorade All-America game...Named an Under Armour All-American in 2016 as a junior.

YEAR	CLUB	W-L	ERA	G-GSCG-SHO	SV	IP	H	R	ER	HR	HB	BB	SO	SO/9	WHIP	AVG	
2021	FCL Red Sox	0-0	4.50	2-0	0-0	0	2.0	2	1	1	0	0	5	22.50	1.00	.222	
2022	Salem	1-4	4.86	26-0	0-0	1	33.1	19	21	18	0	1	24	50	13.50	1.29	.164
Minor League Totals		1-4	4.84	28-0	0-0	1	35.1	21	22	19	0	1	24	55	14.01	1.27	.168

UBERSTINE, Tyler James

RHP

HT: 6-1; **BATS:** Right; **THROWS:** Right; **BORN:** 6/1/1999 in Santa Monica, CA; **SIGNED BY:** Todd Gold; **ACQUIRED:** Red Sox 19th pick (19th round, 556th overall) in the 2021 First-Year Player Draft.

2022: Split the season between Single-A Salem and High-A Greenville...Posted a 3.17 ERA (25 ER/71.0 IP) in 15 starts between the levels...**PERSONAL:** Played 2 seasons for Northwestern University (2020-21)...Originally enrolled at the University of Southern California and joined the club baseball team...Tried out for the varsity team during his sophomore year but was cut prior to the season...Graduated from Chamaine College Preparatory (CA).

YEAR	CLUB	W-L	ERA	G-GSCG-SHO	SV	IP	H	R	ER	HR	HB	BB	SO	SO/9	WHIP	AVG	
2021	FCL Red Sox	0-1	1.17	5-1	0-0	1	7.2	4	3	1	0	0	1	8	9.39	0.65	.138
2022	Salem	4-4	4.63	14-8	0-0	1	58.1	56	32	30	5	2	21	66	10.18	1.32	.248
	Greenville	1-1	2.43	7-7	0-0	0	33.1	25	12	9	2	0	14	35	9.45	1.17	.203
Minor League Totals		5-6	3.62	26-16	0-0	2	99.1	85	47	40	7	2	36	109	9.88	1.22	.225

UGUETO, Miguel Angel

OF

HT: 6-2; **BATS:** Right; **THROWS:** Right; **BORN:** 9/3/2002 in La Guaira, VZ; **SIGNED BY:** Cesar Morillo; **ACQUIRED:** Signed as an international free agent, 8/30/2019.

CAREER: Made 25 starts in LF, 20 in RF, and 7 in CF from 2021-22...Recorded 3 OF assists...**2022:** Played 22 games for Single-A Salem and 1 for the Rookie-level FCL Red Sox...Recorded 9 multi-hit games.

YEAR	CLUB	AVG	G	AB	R	H	2B	3B	HR	RBI	SH	SF	OB	BB	SO	SB	CS	OBP	SLG	OPS
2021	FCL Red Sox	.331	35	127	26	42	15	2	2	20	0	1	7	26	7	1		.370	.528	.898
2022	Salem	.311	22	90	11	28	7	1	0	12	0	3	0	4	17	3		.330	.411	.741
	FCL Red Sox	.500	1	4	0	2	0	0	0	2	0	0	0	0	1	0		.500	.500	1.000
Minor League Totals		.326	58	221	37	72	22	3	2	34	0	3	1	11	43	11	2	.356	.480	.836

Minor League Players, Continued

VALDEZ, Freddy

OF

HT: 6-3; **BATS:** Right; **THROWS:** Right; **BORN:** 12/6/2001 in Santo Domingo, DR; **SIGNED BY:** Fernando Encarnación and Gerardo Cabrera (NYM); **ACQUIRED:** From the New York Mets to complete a 3-team trade with KC, 6/4/2021.

CAREER: Originally signed by NYM as an international free agent on 7/2/18...Ranked by *Baseball America* as one of the Mets' top prospects in 2019 (No. 28), 2020 (No. 18), and 2021 (No. 17)...Made 74 starts in RF and 1 in LF from 2019-21, recording all 8 OF assists while playing RF...Named the 2019 Mets DSL Player of the Year...**2022:** Spent the entire season with the Rookie-level FCL Red Sox...Appeared defensively in RF (8 G, 7 GS) and LF (6, 2)...Also appeared at DH (8 G, 5 GS).

YEAR	CLUB	AVG	G	AB	R	H	2B	3B	HR	RBI	SH	SF	HB	BB	SO	SB	CS	OBP	SLG	OPS
2019	DSL Mets1	.268	57	220	36	59	15	3	5	36	0	4	5	28	46	6	1	.358	.432	.790
	GCL Mets	.400	3	10	4	4	1	0	1	3	0	0	0	3	3	0	1	.538	.800	1.338
2020																				
2021	FCL Red Sox	.229	31	96	18	22	6	2	0	16	0	2	2	18	27	0	0	.356	.333	.689
2022	FCL Red Sox	.192	22	52	7	10	2	0	1	9	0	2	2	6	14	0	0	.286	.288	.574
Minor League Totals		.251	113	378	65	95	24	5	7	64	0	3	9	55	90	6	2	.353	.397	.750

VALERA, Michael Alexander

RHP

HT: 6-3; **BATS:** Right; **THROWS:** Right; **BORN:** 2/6/2002 in Maracay, VZ; **SIGNED BY:** Juan Carlos Calderon and Todd Claus; **ACQUIRED:** Signed as an international free agent, 7/2/2018.

2022: Split the season between the Rookie-Level FCL Red Sox and Single-A Salem...In his Salem debut on 9/2 vs. Fredericksburg, threw 3.2 hitless innings (BB, 5 SO).

YEAR	CLUB	W-L	ERA	G-GSCG-SHO	SV	IP	H	R	ER	HR	HB	BB	SO	SO/9	WHIP	AVG	
2019	DSL Red Sox-1	0-0	0.00	2-0	0-0	0	2.0	1	0	0	0	1	2	3	13.50	1.50	.143
2020																	
2021	DSL Red Sox-Red	1-3	7.96	19-2	0-0	1	31.2	34	32	28	2	9	19	39	11.09	1.67	.279
2022	FCL Red Sox	0-1	6.64	17-0	0-0	1	20.1	22	15	15	2	0	14	31	13.72	1.77	.272
	Salem	1-0	6.35	2-0	0-0	0	5.2	5	4	4	0	0	4	7	11.13	1.59	.227
Minor League Totals		2-4	7.09	40-2	0-0	2	59.2	62	51	47	4	10	39	80	12.07	1.69	.267

VAN BELLE, Brian Michael

RHP

HT: 6-3; **BATS:** Right; **THROWS:** Right; **BORN:** 9/3/1996 in Pembroke Pines, FL; **SIGNED BY:** Willie Romay; **ACQUIRED:** Signed as a non-drafted free agent, 6/16/2020.

CAREER: Named Red Sox Minor League Pitcher of the Month for July 2021 after going 3-0 with a 0.00 ERA, 0.86 WHIP, and .188 opponent AVG in 4 starts (22.0 IP, 15 H, 4 BB, 24 SO)...**2022:** Split the season between High-A Greenville and Double-A Portland...Ranked among Red Sox minor leaguers in starts (7th, 24), innings (3rd, 137.1), and strikeouts (3rd, 135)...Tossed at least 5.0 innings in 20 of his 28 appearances, 6.0+ IP in 7, and a season-high 7.0 IP in 3...Recorded a season-high 10 SO on 6/29 vs. NH...Tossed 7.0 scoreless IP on 7/10 at Binghamton...Made his Double-A debut on 6/16...Allowed 3 ER or fewer in 14 of his 16 outings for the Sea Dogs...**PERSONAL:** Pitched at the University of Miami (FL) from 2019-20 after spending 3 seasons at Broward College...Named to the All-ACC 2nd Team in 2019 after posting a 2.57 ERA (35 ER/95.1 IP) with a team-high 10 wins...Named the NCBWA Pitcher of the Month for February 2020...Pitched for North Shore in the New England-based Futures Collegiate Baseball League in 2017...Attended Archbishop McCarthy High School (FL).

YEAR	CLUB	W-L	ERA	G-GSCG-SHO	SV	IP	H	R	ER	HR	HB	BB	SO	SO/9	WHIP	AVG	
2020						Did Not Play											
2021	Greenville	4-3	4.10	18-18	0-0	0	79.0	86	41	36	12	2	13	82	9.34	1.25	.276
2022	Greenville	3-2	6.14	12-9	0-0	0	58.2	83	43	40	17	0	8	55	8.44	1.55	.331
	Portland	6-4	4.69	16-15	0-0	0	78.2	88	45	41	16	3	12	80	9.15	1.27	.279
Minor League Totals		13-9	4.87	46-42	0-0	0	216.1	257	129	117	45	5	33	217	9.03	1.34	.293

VAUGHAN, Eduardo Alfonso

OF

HT: 6-3; **BATS:** Right; **THROWS:** Right; **BORN:** 1/12/2002 in San Miguelito, Panamá, Panamá; **SIGNED BY:** Cris Garibaldo, Eddie Romero and Rolando Pino; **ACQUIRED:** Signed as an international free agent, 7/2/2018.

CAREER: Has appeared in RF (76 G, 72 GS), LF (30, 28), and CF (25, 22)...Has recorded 12 OF assists.

YEAR	CLUB	AVG	G	AB	R	H	2B	3B	HR	RBI	SH	SF	HB	BB	SO	SB	CS	OBP	SLG	OPS
2019	DSL Red Sox1	.268	57	209	31	56	11	0	2	21	1	1	5	17	41	4	3	.336	.349	.685
2020																				
2021	FCL Red Sox	.226	28	84	16	19	6	0	3	18	0	2	1	18	24	5	0	.362	.405	.767
2022	Salem	.191	27	89	15	17	2	0	0	8	0	2	1	21	33	4	0	.345	.213	.558
	FCL Red Sox	.120	21	50	5	6	2	0	0	1	8	0	0	22	3	0	0	.241	.160	.401
Minor League Totals		.227	133	432	67	98	21	0	5	48	1	5	7	64	120	16	3	.333	.310	.643

VELA, Brendon Juan (B.J.)

INF

HT: 5-9; **BATS:** Right; **THROWS:** Right; **BORN:** 10/2/1999 in Fresno, CA; **SIGNED BY:** Josh Labandeira; **ACQUIRED:** Red Sox 16th pick (16th round, 466th overall) in the 2021 First-Year Player Draft.

CAREER: Has appeared at 2B (16 G, 12 GS) and 3B (13, 7) in his pro career...**2022:** Batted .406 (13-for-32) over his first 17 games of the season, from 6/10-7/23.

YEAR	CLUB	AVG	G	AB	R	H	2B	3B	HR	RBI	SH	SF	HB	BB	SO	SB	CS	OBP	SLG	OPS
2021	FCL Red Sox	.219	11	32	5	7	0	0	1	4	0	0	0	2	10	1	0	.265	.313	.577
2022	FCL Red Sox	.342	21	38	8	13	4	0	0	6	0	1	4	7	8	2	0	.480	.447	.927
Minor League Totals		.286	32	70	13	20	4	0	1	10	0	1	4	9	18	3	0	.393	.386	.779

Minor League Players, Continued

VILORIA, Diego Alejandro

C

HT: 5-10; **BATS:** Right; **THROWS:** Right; **BORN:** 2/23/2003 in Caracas, VZ; **SIGNED BY:** Ramon Mora and Chris Becerra; **ACQUIRED:** Signed as an international free agent, 7/2/2019.

CAREER: Has played in 37 games at catcher over his career...Has thrown out 12 of 36 (33%) runners attempting to steal...On 7/22/21 at the DSL Indians, had 2 triples and 7 TB--both career highs (3-for-5, 3 R, 2 3B, 5 RBI, HBP).

YEAR	CLUB	AVG	G	AB	R	H	2B	3B	HR	RBI	SH	SF	HB	BB	SO	SB	CS	OBP	SLG	OPS
2021	DSL Red Sox-Blue	.278	25	72	12	20	2	2	0	8	0	5	4	13	2	0	.358	.361	.719	
2022	FCL Red Sox	.138	12	29	3	4	0	0	0	0	0	2	1	4	0	0	.219	.138	.357	
Minor League Totals		.238	37	101	15	24	2	2	0	8	0	7	5	17	2	0	.319	.297	.616	

WEBB, Jacob Ryan

RHP

HT: 6-5; **BATS:** Left; **THROWS:** Right; **BORN:** 3/23/1999 in Dayton, OH; **SIGNED BY:** Matt Davis; **ACQUIRED:** Red Sox 14th pick (14th round, 406th overall) in the 2021 First-Year Player Draft.

CAREER: Enters 2023 ranked as a top Red Sox prospect by MLB.com (No. 27)...**2022:** Made 18 appearances for Single-A Salem, 24 for High-A Greenville, and 2 for Double-A Portland...Did not allow an ER in 33 of his 44 outings...Ranked among Red Sox minor leaguers in saves (T-2nd, 10-for-13) and appearances (T-6th, 44)...Made 9 appearances for Scottsdale in the Arizona Fall League following the regular season (3.60 ERA, 4 ER/10.0 IP)...

PERSONAL: Pitched 2 seasons for Sinclair Community College (2018-19) and Miami University in Ohio (2020-21)...Graduated from Fairborn High School (OH).

YEAR	CLUB	W-L	ERA	G-GSCG-SHO	SV	IP	H	R	ER	HR	HB	BB	SO	SO/9	WHIP	AVG	
2021	FCL Red Sox	0-0	0.00	2-1	0-0	0	2.0	1	0	0	0	0	5	22.50	0.50	.111	
	Salem	2-0	0.90	6-0	0-0	0	10.0	5	1	1	0	1	6	12	10.80	1.10	.143
2022	Salem	1-2	2.19	18-0	0-0	3	24.2	21	10	6	0	2	19	39	14.23	1.62	.223
	Greenville	1-1	3.72	24-0	0-0	7	29.0	23	15	12	3	4	9	45	13.97	1.10	.211
	Portland	0-0	6.00	2-0	0-0	0	3.0	4	2	2	1	0	0	4	12.00	1.33	.308
Minor League Totals		4-3	2.75	52-1	0-0	10	68.2	54	29	21	4	7	34	105	13.76	1.28	.208

WILSON, Marcus

OF

HT: 6-3; **BATS:** Right; **THROWS:** Right; **BORN:** 8/15/1996 in Los Angeles, CA; **SIGNED BY:** Hal Kurtzman (ARI); **ACQUIRED:** Signed as a minor league free agent, 3/2/2023.

CAREER: Made his Major League debut on 6/29/22 with SEA...In 2019, hit .269 (104-for-386) with 18 HR and 58 RBI between the ARI and BOS organizations...Named a 2019 Arizona Fall League Rising Star...**2022:** Made his MLB debut with SEA on 6/29 vs. BAL...Hit a 2nd-inning double off Sean Manaea in his 1st career start on 7/4 at SD...

PERSONAL: Joined the Players Alliance's Pull Up Neighbor mobile tour on 1/13/21 in Phoenix, AZ, helping to hand out baseball equipment, food, and COVID-19 resources...Graduated from Junipero Serra High School (CA).

YEAR	CLUB	AVG	G	AB	R	H	2B	3B	HR	RBI	SH	SF	HB	BB	SO	SB	CS	OBP	SLG	OPS
2014	ACL Diamondbacks	.206	39	131	15	27	2	2	1	22	0	0	1	16	40	4	2	.297	.275	.572
2015	Missoula	.258	57	213	42	55	12	1	1	22	0	2	1	33	61	7	4	.357	.338	.695
2016	Hillsboro	.252	43	135	24	34	5	2	0	15	0	2	2	38	40	18	3	.418	.319	.737
	Kane County	.253	26	99	11	25	8	1	1	5	0	0	3	13	32	7	2	.357	.384	.741
2017	Kane County	.295	103	383	56	113	21	5	9	54	1	4	2	55	90	15	7	.383	.446	.829
2018	Visalia	.235	111	447	60	105	26	2	10	48	0	5	6	44	141	16	6	.309	.369	.678
2019	Salem	.342	45	146	26	50	12	1	8	29	0	2	1	18	47	4	3	.413	.603	1.016
	Jackson	.235	12	34	4	8	2	1	2	7	0	0	1	5	13	3	1	.350	.529	.879
	Portland	.223	62	206	35	46	14	0	8	22	0	2	2	28	82	6	0	.319	.408	.727
2020	Did Not Play																			
2021	Worcester	.242	64	219	34	53	10	3	10	30	0	1	4	41	88	10	1	.370	.452	.822
	Tacoma	.236	39	144	25	34	8	0	4	22	0	1	0	27	58	5	2	.355	.375	.730
2022	Tacoma	.218	91	293	50	64	18	3	16	47	0	4	5	53	126	14	2	.344	.464	.808
	SEATTLE	.200	3	5	1	1	0	0	0	0	0	0	0	1	4	0	0	.333	.200	.533
Major League Totals		.200	3	5	1	1	0	0	0	0	0	0	0	1	4	0	0	.333	.200	.533
Minor League Totals		.251	692	2450	382	614	138	21	70	323	1	23	28	371	818	109	33	.353	.410	.763

WU-YELLAND, Jeremy Daniel

LHP

HT: 6-2; **BATS:** Left; **THROWS:** Left; **BORN:** 6/24/1999 in Seattle, WA; **SIGNED BY:** JJ Altobelli; **ACQUIRED:** Red Sox 3rd pick (4th round, 118th overall) in the 2020 First-Year Player Draft.

CAREER: Ranked by *Baseball America* in 2021 as the Sox' No. 30 (pre-season) and No. 27 (mid-season) prospect...Named Low-A East Pitcher of the Week for 6/14-20/21 with Salem...**2022:** Missed the entire season after undergoing Tommy John surgery on 4/27...**PERSONAL:** Pitched for the University of Hawaii for 3 seasons (2018-20)...Pitched for the Chatham Anglers of the Cape Cod Baseball League in 2019, making the 2nd-most appearances on the team (10) while going 2-1 with a 3.16 ERA (9 ER/25.2 IP) and 26 SO...Graduated from Central Valley High School (WA).

YEAR	CLUB	W-L	ERA	G-GSCG-SHO	SV	IP	H	R	ER	HR	HB	BB	SO	SO/9	WHIP	AVG	
2020						Did Not Play											
2021	Salem	1-3	4.03	20-20	0-0	0	67.0	50	33	30	4	5	36	77	10.34	1.28	.204
	Greenville	1-1	3.00	3-3	0-0	0	9.0	6	3	3	1	2	6	13	13.00	1.33	.194
2022						Did Not Play											
Minor League Totals		2-4	3.91	23-23	0-0	0	76.0	56	36	33	5	7	42	90	10.66	1.29	.203

Minor League
Players

Minor League Players, Continued

YORKE, Nicholas Anthony (Nick)

INF

HT: 6-0; **BATS:** Right; **THROWS:** Right; **BORN:** 4/2/2002 in Newport Beach, CA; **SIGNED BY:** Josh Labandeira; **ACQUIRED:** Red Sox 1st pick (17th overall) in the 2020 First-Year Player Draft.

CAREER: Enters 2023 ranked as a top 10 Red Sox prospect by *Baseball America* (No. 7) and MLB.com (No. 6)...Also ranked by *Baseball America* as the Sox' best hitter for average entering 2022 and 2023, and as having the best strike-zone discipline in the system in 2022...Also ranked by *BA* as the Sox' No. 9 prospect in 2021, as well as the No. 64 prospect in baseball in their midseason rankings...Named the 2021 Red Sox Minor League Offensive Player of the Year after leading Sox farmhands in AVG (.325), OPS (.928), hits (123), total bases (195), and runs scored (76)...Reached base safely in 42 consecutive games from 6/12-8/14/21 with Salem (.370 AVG, .472 OBP, 60-for-162, 26 BB)...Recorded at least 1 hit in 21 straight games during his on-base streak (7/15-8/12/21)...Also during 2021, garnered the following honors: MiLB.com Organization All-Star, Low-A East Player of the Month for August, Low-A East Offensive Player of the Week for 8/16-22, MLB Pipeline's Prospect Team of the Week for 8/2-8 and 8/16-22, and Red Sox Minor League Hitter of the Month for June...Attended 2021 ML Spring Training camp with BOS as a non-roster invitee at 18 years old, the only teenager invited to Red Sox camp...Added to the Sox' Club Player Pool on 9/17/20 and reported to the Alternate Training Site for the remainder of the regular season...**2022:** Spent the entire season with High-A Greenville...Made 68 starts at 2B and 12 at DH...Posted a .997 fielding % at 2B, committing just 1 error in 297 total chances...Played for Scottsdale in the Arizona Fall League following the regular season...Named to the Fall Stars Game...Batted .342 (26-for-76) with a .950 OPS, 18 runs, 10 XBH, and 18 RBI in 19 games...Ranked among AFL leaders in AVG (7th), OPS (10th), RBI (2nd), hits (T-5th), doubles (2nd, 8), XBH (T-5th), total bases (T-7th, 40), and runs (5th)...**PERSONAL:** Graduated from Archbishop Mitty High School (CA)...His mother, Robyn, was a 4-time All-American softball player at Fresno State University...Father, David Specht, was a swimmer at Air Force Academy...His brother, Joe, plays baseball at California Polytechnic State University after transferring from Boise State University...Other brother, Zachary, committed to play baseball for Grand Canyon University during his senior season at Archbishop Mitty High School.

YEAR	CLUB	AVG	G	AB	R	H	2B	3B	HR	RBI	SH	SF	HB	BB	SO	SB	CS	OBP	SLG	OPS
2020																				
2021	Salem	.323	76	294	59	95	14	4	10	47	0	4	7	41	47	11	8	.413	.500	.913
	Greenville	.333	21	84	17	28	6	1	4	15	0	1	0	11	22	2	1	.406	.571	.977
2022	Greenville	.231	80	337	48	78	10	1	11	45	0	1	2	33	94	8	4	.303	.365	.668
Minor League Totals		.281	177	715	124	201	30	6	25	107	0	6	9	85	163	21	13	.362	.445	.807

ZAPETE, Alex Francisco

INF

HT: 6-0; **BATS:** Right; **THROWS:** Right; **BORN:** 9/11/2001 in Gaspar Hernandez, DR; **SIGNED BY:** Esau Medina and Rolando Pino; **ACQUIRED:** Signed as an international free agent, 7/2/2018.

CAREER: Has made 51 starts at 1B, 44 at 3B, 5 at 2B, and 1 at C in his career...**2022:** Spent the season with the Rookie-level FCL Red Sox...Hit 3 doubles on 8/13 at the FCL Twins.

YEAR	CLUB	AVG	G	AB	R	H	2B	3B	HR	RBI	SH	SF	HB	BB	SO	SB	CS	OBP	SLG	OPS
2019	DSL Red Sox-1	.262	47	187	23	49	7	0	0	20	1	2	3	8	19	8	5	.300	.299	.599
2020																				
2021	DSL Red Sox-Blue	.314	52	159	37	50	10	0	2	23	0	5	4	30	30	6	0	.424	.415	.839
2022	FCL Red Sox	.246	26	65	10	16	6	0	0	10	0	3	1	10	17	1	0	.342	.338	.680
Minor League Totals		.280	125	411	70	115	23	0	2	53	1	10	8	48	66	15	5	.358	.350	.708

ZAYAS, Bryant Dayans

INF

HT: 6-0; **BATS:** Right; **THROWS:** Right; **BORN:** 10/25/2003 in Hialeah, FL; **SIGNED BY:** Willie Romay; **ACQUIRED:** Signed as a non-drafted free agent, 7/23/2022.

PERSONAL: Attended Miami Christian School...Was committed to play baseball at NC State University.

YEAR	CLUB	AVG	G	AB	R	H	2B	3B	HR	RBI	SH	SF	HB	BB	SO	SB	CS	OBP	SLG	OPS
2022																				

ZEFERJAHN, Ryan Joseph

RHP

HT: 6-5; **BATS:** Right; **THROWS:** Right; **BORN:** 2/28/1998 in Topeka, KS; **SIGNED BY:** Lane Decker; **ACQUIRED:** Red Sox 3rd pick (3rd round, 107th overall) in the 2019 First-Year Player Draft.

CAREER: Entered 2020 ranked by *Baseball America* as the Red Sox' No. 19 prospect...**2022:** Made 28 appearances (5 starts) for High-A Greenville and 6 for Double-A Portland...Posted a 0.84 ERA (1 ER/10.2 IP) over 6 outings in his Double-A debut...Named Red Sox Minor League Relief Pitcher of the Month for May, posting a 1.93 ERA (3 ER/14.0 IP) with 22 SO over 6 appearances...**PERSONAL:** At the University of Kansas, recorded 100 SO in 2018 as a sophomore and 107 in 2019 as a junior, becoming the 1st Jayhawk pitcher ever to record 100+ SO in consecutive seasons...Voted to *Baseball America's* 2019 College Baseball Preseason All-America team, the 1st Jayhawk in program history to receive the honor...Selected to the 2018 All-Big 12 Second Team...Selected by TB in the 37th round of the 2016 June Draft, but did not sign...Graduated from Seaman High School.

YEAR	CLUB	W-L	ERA	G-GSCG-SHO	SV	IP	H	R	ER	HR	HB	BB	SO	SO/9	WHIP	AVG	
2019	Lowell	0-2	4.50	12-12	0-0	0	22.0	24	12	11	2	3	12	31	12.68	1.64	.279
2020							Did Not Play										
2021	Salem	1-4	6.91	12-12	0-0	0	41.2	53	41	32	2	2	15	41	8.86	1.63	.301
	FCL Red Sox	0-0	3.21	4-4	0-0	0	14.0	12	6	5	2	1	3	18	11.57	1.07	.231
2022	Greenville	2-4	5.79	28-5	0-0	1	60.2	58	41	39	6	8	29	73	10.83	1.43	.252
	Portland	3-0	0.84	6-0	0-0	0	10.2	3	1	1	1	1	4	7	5.91	0.66	.094
Minor League Totals		6-10	5.32	62-33	0-0	1	149.0	150	101	88	13	15	63	170	10.27	1.43	.260

MEDIA INFORMATION



BOSTON



RED SOX

Media Information

MEDIA RELATIONS PHONE/FAX: 617-226-6613

2023 MEDIA REGULATIONS: For information about the 2023 season, please consult MLB's 2023 Club-Media Regulations and the Red Sox Media Regulations.

ADDITIONAL INFORMATION: Media can access Red Sox game day information at <http://pressroom.redsox.com>. This online media portal includes daily press clippings, game notes, media guides, rosters, and interview recordings, as well as additional pertinent information on home game dates. Media can also follow the Red Sox Baseball Communications & Media Relations department on Twitter at @BostonRedSoxPR.

Red Sox Communications Staff



Zineb Curran
Senior Vice President,
Chief Communications Officer



Katelyn Reilly
Director,
Corporate Communications



Abby Murphy
Director,
Baseball Communications
& Media Relations




Justin Long
Director,
Baseball Communications
& Media Relations



Daveson Pérez
Manager,
Baseball Communications
& Media Relations



Devin Benson
Specialist,
Baseball Communications
& Media Relations



Carlos Villoria-Benítez
Coordinator/Interpreter,
Baseball Communications
& Media Relations



Raleigh Clark
Coordinator,
Baseball Communications
& Media Relations



Our beloved friend and colleague, Dick Bresciani, passed away in November 2014. In recognition of his decades of contributions to Red Sox baseball, the Fenway Park press box was dedicated as the Dick Bresciani "Bresh Box" Press Box the following April.

Media Information

MEDIA RELATIONS PHONE/FAX: 617-226-6613

CREDENTIAL PICKUP: All media credentials may be picked up at the Fenway Park Media Entrance at Gate D on Level G (street level), located near the corner of Jersey Street and Van Ness Street. Gate D will open 4 hours before game time.

MAIN PRESS BOX: The Main Press Box is located directly behind home plate on Level 5. The press box may be reached by taking the elevators or ramps located inside Gate D. Only media with proper credentials will be allowed access to the Level 5 press area.

PRESS DINING: Press dining is located on Level 5 in the press area and is available to accredited media at \$11 per person. Press dining will open 3 hours prior to the start of the game and will remain open for 1 hour after 1st pitch.

CLUBHOUSES: The Red Sox clubhouse is located on Level G, near sections 15 and 16 on the first base side. The visitors' clubhouse is located on Level G, near sections 25 and 26 on the third base side.

PHOTO LOCATIONS: Assigned photo locations are located in permanent camera wells on the outfield side of both dugouts. Wireless transmission capabilities are available in all photo locations.

INTERVIEW ROOMS: All pre- and post-game interviews with the manager will be held in the Red Sox Interview Room above the home clubhouse. The Interview Room may be accessed by taking the ramp near Gate D to the Mezzanine Level (between Level G and Level 2) or by taking the center elevator on the Gate D elevator bank (accessible from the press level going down or from Gate D and the ground level going up) to the Mezzanine M Level.

PRESS BOX INTERNET INFO: The Red Sox will provide high-speed wired and wireless internet access free of charge at Fenway Park. For internet log-in information, please contact a Red Sox media relations representative.

ADDITIONAL RED SOX MEDIA INFO: Media can access Red Sox game day information at <http://pressroom.redsox.com>. This online media portal includes daily press clippings, game notes, and minor league reports as well as additional pertinent information on home game dates. Media can also follow the Red Sox Baseball Communications & Media Relations department on Twitter at @BostonRedSoxPR.

Información para los Medios

TELÉFONO Y FAX DEL EQUIPO DE RELACIONES PÚBLICAS: 617-226-6613

RECOGER CREDENCIALES: Todos las credenciales pueden ser recogidas en la entrada de los Medios localizada en la Puerta D "Gate D" de Fenway Park que queda en la esquina de la intersección de la avenida Jersey y la calle Van Ness. La Puerta D "Gate D" abrirá sus puertas 4 horas antes de la hora de juego.

ESPACIO DE TRABAJO PARA LA PRENSA: El Espacio de trabajo para la Prensa está localizado directamente detrás del home en el quinto nivel del parque. Para subir a esta área, puedes subir la rampa o tomar el elevador localizado en el Gate D. Solo los Medios con credenciales adecuados serán permitido acceso a esta área.

COMIDA PARA LA PRENSA: La comida para la prensa está localizada en el quinto nivel del estadio dentro del área de la prensa y está disponible para la prensa acreditada por \$11 por persona. La comida se empezará a servir 3 horas antes del comienzo del juego y estará abierto hasta 1 hora después del primer lanzamiento del juego.

LOS VESTUARIOS: El vestuario de los Medias Rojas está localizado en el nivel G, cerca de las secciones 15 y 16 en el lado de la primera base. El vestuario de visitantes está localizado en el nivel G, cerca de las secciones 25 y 26 en el lado de la tercera base.

LOCACIONES PARA FOTÓGRAFOS: Las locaciones para Fotógrafos están localizados en un espacio al lado de los dugouts de cada equipo. Servicios de transmisión inalámbrica están disponibles en estas locaciones.

SALÓN DE ENTREVISTAS: Todas las entrevistas con el dirigente, antes y después del juego, ocurrirán en el Salón de Entrevistas de los Medias Rojas por encima del vestuario del equipo de casa. Se puede acceder al salón por medio de la rampa, cerca de la Gate D, subiendo al nivel entresuelo (en el medio del nivel G y el nivel 2). También se puede llegar tomando el elevador del medio hasta el nivel M.

INFORMACIÓN DE INTERNET Y TELÉFONO EN EL ESPACIO DE TRABAJO DE LA PRENSA: Los Medias Rojas proveerán internet con cable e inalámbrico de alta velocidad gratuito en Fenway Park. Si deseas información sobre el internet por favor comuníquese con un representante de Relaciones Públicas de los Medias Rojas.

INFORMACIÓN ADICIONAL: Los Medios pueden acceder a las notas del juego del día de los Medias Rojas de Boston en el sitio web: <http://pressroom.redsox.com>. Este portal incluye información como los artículos diarios de prensa, las notas sobre el equipo de Grandes Ligas, los reportes de los equipos de Ligas Menores, etcétera. Los Medios pueden seguir la cuenta de Twitter del Departamento de Comunicaciones de Beisbol y Relaciones Públicas de los Medias Rojas: @BostonRedSoxPR.

Red Sox on NESN

NESN (New England Sports Network), the official home of the Boston Red Sox, is in its 40th year of carrying Red Sox baseball. Consistently one of the top-rated regional sports networks in the country, NESN's Red Sox coverage includes an hour-long show before and after every game. Fans in New England can also watch NESN's coverage on the NESN 360 app, plus follow along on NESN.com and NESN social media channels for game-day coverage and news (Twitter and Instagram: @NESN).

Veteran play-by-play announcer **Dave O'Brien** enters his eighth season with NESN, his 33rd in Major League Baseball broadcasting. He will be joined by former Red Sox player and newcomer to the NESN broadcast **Lou Merloni**, as well as former Red Sox players and World Series champions **Will Middlebrooks**, **Kevin Millar**, **Tim Wakefield**, and **Kevin Youkilis**. Cohasset, MA native **Mike Monaco** will join the NESN broadcast team as play-by-play announcer for select games. **Jahmai Webster** will serve as a Red Sox sideline reporter for his sixth season.

Tom Caron is in his 20th year as host of NESN's pre- and post-game show. He will be joined by an All-Star lineup of studio analysts that includes National Baseball Hall of Famer **Jim Rice** and former Red Sox players including **Darnell McDonald**, **Lenny DiNardo**, and **Jonathan Papelbon**. **Adam Pellerin** will also serve as a host for select pre- and post-game shows, and has filled a number of different roles at NESN since 2012.



Dave O'Brien
Play-by-Play



Mike Monaco
Play-by-Play



Tom Caron
Host



Adam Pellerin
Host



Jahmai Webster
Sideline Reporter



Lou Merloni
Color Analyst



Will Middlebrooks
Color/Studio Analyst



Kevin Millar
Color Analyst



Tim Wakefield
Color Analyst



Kevin Youkilis
Color Analyst



Lenny DiNardo
Studio Analyst



Darnell McDonald
Studio Analyst



Jonathan Papelbon
Studio Analyst



Jim Rice
Studio Analyst

Red Sox Spanish Radio Network

2023 marks the 33rd season of the Red Sox Spanish-language broadcast. Every game of the regular season will be broadcast on WAMG 890 AM (Boston), WCCM 1490 AM (Haverhill), WLLH 1400 AM (Lawrence), WORC 1310 (Worcester), and WLAT 910 AM (Hartford). **Nilson "Junior" Pepén** will call the action—along with others—for the 2023 season. Pepén returns for his fifth season as the day-to-day Spanish broadcaster. He was also a part of the Red Sox Spanish-language broadcast team from 2006-10.



**Nilson "Junior"
Pepén**

Red Sox Radio Network

The Red Sox Radio Network carries every game, with WEEI 93.7 FM as its flagship station in Boston. A network of over 30 stations broadcasts Boston's games throughout the New England area.

Joe Castiglione and **Will Flemming** will be the WEEI Red Sox Radio Network's primary voices in 2023 and will be joined by **Sean McDonough** and **Lou Merloni**. The pre- and post-game show will be hosted by **Rich Keefe** and **Christian Arcand**.

Castiglione is in his 41st season on Red Sox radio (1983-2023), the longest tenure of any Red Sox radio broadcaster and of any Boston broadcaster. In 2022, the Fenway Park home radio booth was officially named the "Joe Castiglione Booth" to celebrate his tenure. Castiglione was inducted into the Red Sox Hall of Fame in 2014.

Flemming returns for his fifth season in the Red Sox radio booth (2019-23). In addition to his work with WEEI, he has also been a play-by-play broadcaster for MLB and college basketball games on ESPN, filled in on Red Sox TV coverage on NESN, called college basketball games for CBS Sports, and worked NCAA Championship events for Turner Sports.

Nationally renowned and Emmy Award-winning McDonough is entering his third season with WEEI. The Hingham, MA native served as the television play-by-play announcer for the Red Sox from 1988-2004.

Merloni began calling games for the WEEI Red Sox Radio Network in 2013. The Framingham, MA native played nine seasons in Major League Baseball, including six with the Red Sox.



Joe Castiglione



Will Flemming



Sean McDonough



Lou Merloni



Rich Keefe



Christian Arcand

2023 Radio Affiliates

MASSACHUSETTS

Boston
Cape Cod
Fall River
Fitchburg
Great Barrington
Milford
Pittsfield
Springfield
Worcester

WEEI (Flagship) (93.7 FM)
WEEI (96.3 FM)
WSAR (1480 AM)
WPKZ (1280 AM)
WSBS (860 AM)
WMRC (1490 AM)
WBEC (1420 AM)
WWEI (105.5 FM)
WVEI (1440 AM)

CONNECTICUT

Greenwich
Hartford
Putnam
Willimantic

WGCH (1490 AM)
WTIC (1080 AM)
WINY (1350 AM)
WILI (1400 AM)

MAINE

Bangor
Calais
Ellsworth
Farmington
Gray
Isleboro
Machias
Millinocket
Portland
Presque Isle

WEZQ (92.9 FM)
WQDY (92.7 FM)
WDEA (1370 AM)
WKTJ (99.3 FM)
WJJB (96.3 FM)
WBYA (105.5 FM)
WALZ (95.3 FM)
WSYY (1240 AM)
WLOB (1310 AM)
WOZI (101.9 FM)

NEW HAMPSHIRE

Keene
New London
New London
Newport
Plymouth
Portsmouth
Lebanon

WEEY (93.5 FM)
WCFR (1480 AM)
WNTK (99.7 FM)
WNTK (1010 AM)
WPNH (100.1 FM)
WTSN (1270 AM)
WFYX (96.3 FM)

NEW YORK

Latham

WOFX (980 AM)

RHODE ISLAND

Providence

WVEI (103.7 FM)

VERMONT

Burlington
Morrisville
Rutland
Waterbury
Woodstock


WEAV (101.3 FM)
WLVB (93.9 FM)
WSYB (1380 AM)
WDEV (96.1 FM/550 AM)
WWOD (93.9 FM)

All-Time Broadcasters (Since 1926)

Name	Year(s)	Affiliate(s)
Andrews, Mike	1984	NESN TV
Arnold, Dale	2008-11	WEEI-AM (2008-2009), WRKO-AM (2008-2009)
Baez, Oscar	2002-2014	Spanish Beisbol Productions, LLC
Berenguer, Uri	2003-19	Spanish Beisbol Productions, LLC
Britt, Jim	1940-50	WAAB-AM (1940-42), WNAC-AM (1942, 1946), WHDH-AM (1947-50), TV-4 & TV-7 (1948-50)
Castiglione, Joe	1983-present	WRKO-AM (1983-94, 2007-14), WEEI-AM (1995-Present)
Coleman, Ken	1966-74	WHDH-AM (1966-71), TV-5 (1966-71), TV-4 (1972-74)
	1979-89	WITS-AM (1979-82), WRKO-AM (1983-89)
Crowley, Bill	1957-60	TV-5 and WHDH-AM
Delaney, Bob	1951-53	WHDH-AM, TV-4 & TV-7
Der Divanis, Kent	1984	NESN TV
Eckersley, Dennis	2009-2022	NESN TV
Egan, Leo	1949-50	WHDH-AM (1949-50), TV-4 & TV-7 (1949)
Flemming, Will	2019-present	WEEI-AM
Fornieles, Mike	1993	WROL-AM (Spanish)
Frisch, Frankie	1939	WAAB-AM
Geffner, Glenn	2007	WEEI-AM (2007), WRKO-AM (2007)
Gillis, Don	1957	TV-5 (Gowdy was out most of year with a bad back)
Gleeson, Art	1960-64	TV-5 and WHDH-AM
Gowdy, Curt	1951-65	WHDH-AM (1951-65), TV-4 & TV-7 (1951-56), TV-5 (1957-65)
Hadley, Bump	1948, 1950	TV-4 & TV-7
Harrelson, Ken	1975-81	WSBK-TV 38
Harrison, Gerry	1927	WNAC-AM
Hartrick, George	1943-45	WNAC-AM
Hoey, Fred	1927-38	WNAC-AM
Hussey, Tom	1939-54	WAAB-AM (1939-42), WNAC-AM (1942-46), WHDH-AM (1947-54), TV-4 & TV-7 (1948-54)
Kulik, Bill	2001-2014	Spanish Beisbol Productions, LLC
Kurtz, Bob	1993-00	NESN TV
Martin, Dave	1972-73	WHDH-AM (joined crew in June)
Martin, Ned	1961-92	TV-5 (1961-71), WHDH-AM (1961-75), WMEX-AM (1976-77), WITS-AM (1978), WSBK-TV 38 (1979-87), NESN TV (1988-92)
Martinez, Hector	1988-98	WRCA-AM (1988-90), WROL-AM (1991-98) (Spanish)
McDonough, Sean	1988-04, '19-present	WSBK-TV 38 (1988-96), WABU-TV 68 (1997-98), WB-Ch. 56 (1999), FOX 25 (2000-02), UPN/WBZ (2003-04), WEEI-AM (2019-present)
MacLean, John	1972	WHDH-AM (April to early May and left due to illness)
Miller, Jon	1980-82	WITS-AM
Montgomery, Bob	1982-95	WSBK-TV 38
Murphy, Bob	1954-59	WHDH-AM (1954-59), TV-4 & TV-7 (1954-56), TV-5 (1957-59)
Neverett, Tim	2016-18	WEEI-AM (2016-18)
O'Brien, Dave	2007-present	WRKO-AM (2007-14), WEEI-AM (2007-15), NESN TV (2016-present)
Orsillo, Don	2001-2015	NESN TV
Parnell, Mel	1965-68	TV-5 and WHDH-AM
Pepén, Nilson	2006-present	Spanish Beisbol Productions, LLC (2006-10)
Pesky, Johnny	1969-74	Red Sox Spanish Radio (2019-present)
Petrocelli, Rico	1979	WHDH-AM (1969-71), TV-5 (1969-71), TV-4 (1973-74)
Remy, Jerry	1988-21	WITS-AM
		NESN TV (1988-present), WSBK-TV 38 (1996), WABU-TV 68 (1997-98), WB-Ch. 56 (1999), FOX 25 (2000-02), UPN/WBZ (2003)
Rish, Jon	2006-13	WEEI-AM, WRKO-AM
Rooney, Gus	1926	WNAC-AM (Opening Day)
Serano, Bobby	1988-01	WRCA-AM (1988-90, 1999-01), WROL-AM (1991-98)
Starr, Bob	1990-92	WRKO-AM
Stockton, Dick	1975-78	WSBK-TV 38
Tiant, Luis	2002-03	Spanish Baseball Network
Trupiano, Jerry	1993-06	WRKO-AM (1983-94), WEEI-AM (1995-06)
Villaman, J.P.	1999-05	WRCA-AM, Spanish (1999-2005)
Woods, Jim	1974-78	WHDH-AM (1974-75), WMEX-AM (1976-77), WITS-AM (1978)

Bold=Active. Corrections have been made in the above listing thanks to information provided to us from John K. Moynahan, author of *50 Years At The Game, A Sports Traveler's Journey*, and other sources. We appreciate this input as we attempt to produce an accurate account of our broadcasters. We are aware that through the years there have been "guest" or temporary fill-in broadcasters for Red Sox games, however, they are too numerous to list here.

Spring Training



Sitting within the Fenway South Spring Training and player development complex, JetBlue Park features the same seating bowl geometry and playing field dimensions as Fenway Park in Boston. The ballpark, which opened in 2012, has a total capacity of roughly 11,000 (including standing room and reserved lawn seating), and takes many of its defining characteristics from "America's Most Beloved Ballpark."

One such characteristic is a near replica of the iconic Fenway Park Green Monster wall. The JetBlue Park wall features the similar dimensions and signature paint color of its counterpart up north, but is unique with its 2-level seating area both on top and inside the wall under cover. The wall also features a restored manual scoreboard that served Red Sox fans for almost 3 decades at Fenway Park in Boston starting in 1976. The ballpark also features:

- **Close to 60,000 square feet of rolling canopy shading for the majority of seats, just about 1 ½ acres**
- **Approximately 9,900 fixed seats**
- **8 private suites**
- **378 Green Monster Wall seats on 2 separate levels**
- **A 50,000-square-foot Clubhouse**
- **A 2,400-square-foot Team Store**
- **A state-of-the-art 20'x24' HD video board**
- **5 permanent concession stands and numerous portable carts located throughout the concourse**

A street festival environment is recreated on Fenway South Drive. Much like at Fenway Park, the street features specialty concession stands and entertainment, including face painting, magicians, stilt walkers, and other games for children.

While the interior of JetBlue Park pays homage to Fenway Park in Boston, the exterior of the ballpark takes cues from its natural Southwest Florida surroundings. The undulating shade canopy with its canted columns was inspired by the Cypress tree domes that surround the site. In addition to providing shade to the majority of the seating bowl, the canopy serves as one of the LEED certified ballpark's most striking architectural features. Locally manufactured masonry blocks used on parts of the exterior wall feature crushed Florida sea shells from Sanibel beaches. The light colors of the exterior enhance and contrast the deep shadows cast by the bright Florida sun.

Spring Training, Continued



SPRING TRAINING SITES

1901	Charlottesville, VA
1902	Augusta, GA
1903-06	Macon, GA
1907-08	Little Rock, AR
1909-10	Hot Springs, AR
1911	Redondo Beach, CA
1912-18	Hot Springs, AR
1919	Tampa, FL
1920-23	Hot Springs, AR
1924	San Antonio, TX
1925-27	New Orleans, LA
1928-29	Bradenton, FL
1930-31	Pensacola, FL
1932	Savannah, GA
1933-42	Sarasota, FL
1943*	Medford, MA
1944*	Baltimore, MD
1945*	Pleasantville, NJ
1946-58	Sarasota, FL
1959-65	Scottsdale, AZ
1966-92	Winter Haven, FL
1993-2011	Fort Myers, FL
2012-present	Lee County, FL

*World War II

JetBlue Park at Fenway South
11500 Fenway South Drive
Fort Myers, FL 33913
Phone: (239) 226-4700

SPRING TRAINING ATTENDANCE HIGHS

Single-Season (Total):
176,320 — 18 dates — 2017

Single-Season (Average):
9,960 — 15 dates — 2016

Single-Game:
10,179 vs. Toronto — March 15, 2018

The Red Sox sold out 145 consecutive home Grapefruit League games, including their last 10 at City of Palms Park, before limiting attendance for their 2021 games at JetBlue Park to 24% of capacity.

RECENT SPRING TRAINING RECORDS

1973: 3-14	1990: 9-8-1	2007: 15-12-4
1974: 18-8	1991: 22-11	2008: 8-13-3
1975: 1-20	1992: 16-13-2	2009: 19-13
1976: 9-5-1	1993: 11-20	2010: 17-14-1
1977: 17-10	1994: 15-13-2	2011: 14-19-2
1978: 15-11	1995: 5-7	2012: 16-11-4
1979: 15-11	1996: 12-17	2013: 17-17-1
1980: 11-9	1997: 11-19-1	2014: 11-17-2
1981: 15-14	1998: 20-8	2015: 17-12-2
1982: 11-16	1999: 18-10-2	2016: 14-18-1
1983: 9-16	2000: 11-19	2017: 18-14-4
1984: 15-11	2001: 14-16	2018: 22-9-1
1985: 12-16-1	2002: 15-15-2	2019: 12-17-1
1986: 12-16	2003: 15-14-1	2020: 9-10-2
1987: 16-13-1	2004: 18-11-1	2021: 16-11-1
1988: 17-15	2005: 13-15-1	2022: 11-8
1989: 12-19-1	2006: 9-20-1	

Born & Raised in
BOSTON

**SAMUEL
ADAMS®**

OFFICIAL BEER OF THE



2023

BOSTON RED SOX SCHEDULE

MARCH/APRIL

SUN	MON	TUES	WED	THURS	FRI	SAT
				BAL 2:10		BAL 4:10
BAL 1:35	PIT 7:10	PIT 7:10	PIT 1:35	DET 1:10		DET 4:10
DET 1:10	TB 6:40	TB 6:40	TB 6:40	TB 1:10	LAA 7:10 A	LAA 4:10
LAA 1:35	LAA 11:10 AM	MIN 7:10	MIN 7:10	MIN 1:35	MIL 6:10	MIL 7:10
MIL 2:10	BAL 6:35	BAL 6:35	BAL 1:05		CLE 7:10	CLE 4:10
CLE 1:35						

MAY

SUN	MON	TUES	WED	THURS	FRI	SAT
	TOR 7:10	TOR 7:10	TOR 7:10	TOR 6:10	PHI 7:05	PHI 7:15 F
PHI 1:35		ATL 7:20	ATL 7:20		STL 7:10	STL 4:10
STL 7:05 E	SEA 7:10	SEA 7:10	SEA 7:10		SD 9:40	SD 10:10
SD 4:10	LAA 9:38	LAA 9:38	LAA 9:38		AZ 9:40	AZ 7:15 F
AZ 4:10		CIN 7:10	CIN 7:10			

JUNE

SUN	MON	TUES	WED	THURS	FRI	SAT
				CIN 7:10	TB 7:10	TB 1:10 TB 6:10
TB 1:35		CLE 7:10	CLE 7:10	CLE 7:10	NY Yankees 7:05	NY Yankees 7:35 F
NY Yankees 1:35	COL 7:10	COL 7:10	COL 7:10		NY Yankees 7:10	NY Yankees 7:15 F
NY Yankees 7:05 E	MIN 7:40	MIN 7:40	MIN 7:40	MIN 1:10	CWS 8:10	CWS 4:10
CWS 2:10		MIA 7:10	MIA 7:10	MIA 6:10	TOR 7:07	

JULY

SUN	MON	TUES	WED	THURS	FRI	SAT
						TOR 3:07
TOR 1:37		TEX 1:35	TEX 7:10	TEX 7:10	OAK 7:10	OAK 4:10
OAK 1:35	★ ALL-STAR BREAK ★				CHC 8:05	CHC 2:20
CHC 2:20	OAK 9:40	OAK 9:40	OAK 3:37		NY Yankees 7:10	NY Yankees 4:10
NY Yankees 7:10		ATL 7:10	ATL 7:10 E		SF 10:15	SF 7:15 F
SF 4:05	SEA 9:40					

AUGUST

SUN	MON	TUES	WED	THURS	FRI	SAT
		SEA 9:40	SEA 4:10		TOR 7:10	TOR 4:10
TOR 1:35	KC 7:10	KC 7:10	KC 7:10	KC 7:10	DET 7:10	DET 4:10 F
DET 12:05		WSH 7:05	WSH 7:05	WSH 4:05	NY Yankees 7:05	NY Yankees 1:05
NY Yankees 1:35	HOU 6:10	HOU 6:10	HOU 6:10	HOU 2:10	LAD 7:10	LAD 4:10
LAD 7:10	HOU 7:10	HOU 7:10	HOU 4:10			

SEPTEMBER/OCTOBER

SUN	MON	TUES	WED	THURS	FRI	SAT
					KC 8:10	KC 7:10
KC 2:10	TB 4:10	TB 6:40	TB 6:40		BAL 7:10	BAL 4:10
BAL 1:35	NY Yankees 7:10	NY Yankees 7:10	NY Yankees 7:10	NY Yankees 7:15 F	TOR 7:07	TOR 3:07
TOR 1:37	TEX 8:05	TEX 2:05	TEX 2:05		CWS 7:10	CWS 4:10
CWS 1:35		TB 7:10	TB 6:10	BAL 6:35	BAL 7:05	BAL 7:05
BAL 3:05						

A = APPLE TV+ E = ESPN F = FOX P = PEACOCK ■ AWAY GAMES ■ HOME GAMES

*ALL GAME TIMES ARE SUBJECT TO CHANGE

ALL REGULAR SEASON GAMES ARE TELEVIEWED ON NESN UNLESS NOTED
AND BROADCAST IN ENGLISH (WEEI 93.7 FM) AND IN SPANISH (WAMG 890 AM/WCCM 1490 AM)

