



# TABLE OF CONTENTS

## STAFF

Front Office Directory	2
Ray C. Davis	6
Board of Directors	6
Bob R. Simpson	7
Neil Leibman	7
Sean Decker	8
Chris Young	9
Front Office Executives	10
Baseball Operations	15
Opponent Career Leaders	26

## COACHING STAFF

Bruce Bochy	28
Tony Beasley	32
Seth Conner	33
Donnie Eckert	34
Brett Hayes	35
Tim Hyers	36
Mike Maddux	37
Corey Ragsdale	39
Will Venable	40
Bobby Wilson	41
Rangers Medical Staff	42
Baseball Support Staff	45
Acquisition History	48

## 2023 TEXAS RANGERS

Luisangel Acuña	50
Joe Barlow	51
Jacob Barnes	53
Cody Bradford	55
Brock Burke	56
Evan Carter	58
Marc Church	59
Kyle Cody	60
Blaine Crim	62
Jacob deGrom	63
Danny Duffy	68
Dane Dunning	71
Ezequiel Duran	73
Nathan Eovaldi	75
Justin Foscue	78
Clint Frazier	79
Cody Freeman	82
Kyle Funkhouser	83
Adolis Garcia	85
David Garcia	88
Mitch Garver	89
Jon Gray	92
Dustin Harris	95
Andrew Heaney	96
Taylor Hearn	99
Jonah Heim	101
Elier Hernandez	103
Jonathan Hernández	105
Spencer Howard	107
Sam Huff	109
Lucas Jacobsen	111
Travis Jankowski	112
Josh Jung	114
Antoine Kelly	116
Ian Kennedy	117
Zak Kent	119
John King	120
Jake Latz	121
José Leclerc	123
Chase Lee	125
Jack Leiter	126
Sandy León	127

Zack Littell	130
Nathaniel Lowe	132
Brett Martin	135
Mark Mathias	137
Joe McCarthy	139
Brad Miller	141
Reyes Moronta	144
Jake Odorizzi	146
Jonathan Ornelas	149
Glenn Otto	150
Fernery Ozuna	152
Martín Pérez	153
Cole Ragans	157
Daniel Robert	158
Kumar Rocker	159
Yerry Rodríguez	160
Josh Sborz	161
Corey Seager	163
Marcus Semien	167
Josh Smith	171
Leody Taveras	173
Bubba Thompson	175
Yoshi Tsutsugo	177
Ricky Vanasco	180
Avery Weems	181
Matt Whitley	182
Owen White	183
Cole Winn	184
Roster Breakdown	185
40-Man Roster	186
Non-Roster Invitees	188

## 2022 REVIEW

Season in Review	190
Team Statistics	195
Day-by-Day	196
Miscellaneous Statistics	198
Transactions	200
Fielding	202
Miscellaneous Team Statistics	203
Injured List	203
Spring Training Statistics	204

## OPPONENTS

American League Clubs	206
National League Clubs	211
National League Series History	216
American League Series History	217

## RECORDS

Rangers Retired Numbers	220
Rangers Hall of Fame	221
Yearly Win-Loss Records	222
Monthly Highs and Lows	226
Marathon Games	227
Team Records	228
Career Batting Leaders	234
Season Batting Leaders	235
Career Pitching Leaders	236
Season Pitching Leaders	237
Year-by-Year Batting Leaders	238
Highest Single Game Attendance	238
Home Attendance Records	239
Year-by-Year Pitching Leaders	240
Road Attendance Records	241
Year-by-Year Batting Leaders	242
Year-by-Year Pitching Leaders	244
Fielding Statistics	246
Fielding Records	247
Triple Plays	248

Home Runs	249
Globe Life Field Home Runs	251
Low-Hit Games	254
Last Time It Happened	255
Rangers Before Texas	256
Important Dates	258
Awards	261
All-Star Game Appearances	263
Cycle Notes	264
Rangers Notes	265
30-Run Game	267
All-Time Roster	268
Postseason History	279
National Baseball Hall of Fame	296

## SCOUTING & PLAYER DEVELOPMENT

2023 Affiliates and Staffs	298
Minor League Awards	299
Organization Rankings	300
Pro Scouting Staff	301
Pacific Rim Scouting Staff	302
Amateur Scouting Staff	303
International Scouting Staff	306
Roving Instructors	308
Performance Staff	309
Mental Performance Staff	310
Arizona Operations	311
Round Rock Express	313
Frisco RoughRiders	316
Hickory Crawdads	319
Down East Wood Ducks	322
ACL Rangers	325
DSL Rangers	329
2022 Draft / Draft History	334
Minor League History	335
Full Season Master Schedule	336
Minor League Player Bios	338

## MEDIA

Media Information	382
Communications Staff	383
TV Announcer/Host Bios	384
Radio Announcer Bios	387
Spanish Announcer Bios	389
Radio Affiliates	389
DFW Media/BBWAA	390
Globe Life Field	391
Choctaw Stadium	394
Arlington Stadium	395
REV Entertainment	396
Rangers in the Community	397
Spring Training	398
Globe Life Field Seating Map	400

## CHARTS

Ballpark in Arlington History	38
Organizational Birthdays	52
Rule 5 Draft History	61
Pronunciation Guide	74
Rainouts in Arlington	84
Globe Life Park HR History	91
Richard Durrett Award	103
Suspended Games	110
Position Players to Pitch for Texas	129
Globe Life Field Offense	140
Rangers Logo History	162
Globe Life Field Batting Practice Times	172
Globe Life Field Roof Open, All-Time	179
Three Million Fans	223

## 2023 TEXAS RANGERS MEDIA GUIDE

The 2023 Texas Rangers Media Guide was produced by the club's communications department, John Blake, Rich Rice, Will Nadal, and Tyler Strachan.

Special thanks to Crystal Lin, Ben Ludeman, and Bailey Orr for graphics and photo assistance.

Thanks to Michaelene Courtis, Vinesh Kanthan, Stosh Hoover, and baseball operations. Information is current as of February 16, 2023.

Photos by team photographers Ben Ludeman and Bailey Orr, MLB Photos and Getty Images.

Printed by J J J Properties, Inc., with assistance from representative Jim Hicks. Statistics provided by Elias Sports Bureau, STATS LLC, baseball-reference.com, MLB, and SABR.

**ON THE COVER:** Three-time world champion manager Bruce Bochy was hired by the Rangers on October 21, 2022, becoming the 20th full-time skipper in club history.

Cover photo by Ben Ludeman.

# FRONT OFFICE DIRECTORY

## OWNERSHIP

**Rdbi Investments, Llc**  
**Bow Investors Llc**  
 Brent W. Clum

**Hardball Express Llc**  
 Kenneth A. Hersh  
 Allan B. Polunsky  
 Cecca, Ltd.

**Texas Sports Acquisition Group Llc**  
 Jim L. Turner  
 Vaughn O. Vennerberg, II

## BOARD OF DIRECTORS

**Ray C. Davis**  
 Managing Partner & Majority Owner  
**Bob R. Simpson**  
 Executive Committee  
**Neil Leibman**  
 President, Business Operations & COO

**Brent W. Clum**  
 Kenneth L. Hall  
 Kenneth A. Hersh  
 Keith A. Hutton

**Thomas E. Lauria**  
 Kirk McKinnon  
 Glenn Picquet  
 David Simpson

**RAY C. DAVIS**  
 Managing Partner  
 & Majority Owner

**BOB R. SIMPSON**  
 Executive Committee

**NEIL LEIBMAN**  
 President, Business  
 Operations & COO

**SEAN DECKER**  
 President,  
 REV Entertainment

**CHRIS YOUNG**  
 Executive Vice President &  
 General Manager

## FRONT OFFICE EXECUTIVES

Executive Vice President and Chief Financial Officer ..... Kellie Fischer  
 Executive Vice President, Public Affairs ..... John Blake  
 Executive Vice President, Partnerships & Client Services ..... Jim Cochrane  
 Executive Vice President, Venue Operations & Guest Experience ..... Mike Healy  
 Executive Vice President, Business Operations ..... Rob Matwick  
 Executive Vice President, Ballpark Entertainment & Production ..... Chuck Morgan  
 Senior Vice President, Information Technology ..... Mike Bullock  
 Senior Vice President, Marketing ..... Travis Dillon  
 Senior Vice President, Finance ..... Starr Gullledge  
 Senior Vice President, General Counsel ..... Erin Kearney  
 Senior Vice President, Community Impact & Executive Director, Foundation ..... Karin Morris  
 Special Assistant ..... Ivan Rodriguez  
 Executive Assistant to Managing Partner & Majority Owner ..... Keli West  
 Administrative Assistant, Ownership Support ..... Erika Atchison

## BASEBALL OPERATIONS

Vice President/Assistant General Manager, Professional, Amateur, and Pacific Rim Scouting ..... Josh Boyd  
 Vice President/Assistant General Manager, Player Development & International Scouting ..... Ross Fenstermaker  
 Senior Advisor, Baseball Operations ..... Dayton Moore  
 Senior Director, Amateur Scouting ..... Kip Fagg  
 Senior Director, Baseball Operations ..... Michaelene Courtis  
 Senior Director, Medical Operations/Sports Science ..... Jamie Reed  
 Senior Director, Performance ..... Napoleon Pichardo  
 Senior Director, Baseball Research & Development ..... Ryan Murray  
 Senior Director, Player & Family Services ..... Taunee Paur Taylor  
 Senior Director, Research & Development/Applications ..... Daren Willman  
 Director, Player Development ..... Josh Bonifay  
 Director, Leadership, Organizational Development, & Mental Performance ..... Ben Barodoy  
 Director, Amateur Scouting Operations ..... Adam Lewkowicz  
 Director, Professional Scouting ..... Mike Parnell  
 Director, International Scouting ..... Hamilton Wise  
 Director, Pitching Analysis ..... Todd Walther  
 Director, Minor League Operations ..... Stosh Hoover  
 Assistant Director, Baseball Research & Development ..... Alexander Booth  
 Assistant Director, International Scouting & Development ..... Jonny Clum  
 Assistant Director, Professional Scouting ..... Chandler Couch  
 Assistant Director, Research & Development, Baseball Systems ..... Stephen Coward  
 Assistant Director, Performance ..... Logan Frandsen  
 Assistant Director, Player Development ..... Conner Gunn  
 Assistant Director, Player Development ..... Sam Niedorf  
 Assistant Director, Baseball Operations ..... Vinesh Kanthan  
 Special Assistant to the General Manager ..... Nick Hundley  
 Special Assistant to the General Manager ..... Ian Kinsler  
 Special Assistant to the General Manager ..... Colby Lewis  
 Special Assistant to the General Manager ..... Darren Oliver  
 Special Assistant to the General Manager ..... Michael Young  
 Assistant, Pitching Analysis ..... Rich Birfer-Karlín  
 Assistant, International Scouting ..... Jack Marino  
 Assistant, Major League Staff ..... Theo Hooper  
 Assistant, Baseball Operations ..... Olivia Lord  
 Major League Advance Coordinator ..... Bobby Bandelow  
 Analytics Coordinator, Player Development ..... RJ Walsh  
 Senior Analysts ..... Justin Brantley, Michael Topol  
 Senior Data Engineer ..... Jessica Zhang  
 Analyst, Sports Science ..... Will Melville  
 Analyst, Player Personnel ..... Justin Bedard  
 Analytics Engineer ..... Eduardo Vasquez  
 Junior Analysts ..... Sam Linker, Taylor Rogers

FRONT OFFICE

COACHES

PLAYERS

2022 REVIEW

OPPONENTS

RECORDS

DEVELOPMENT

MEDIA

## BASEBALL OPERATIONS, CONTINUED

Applied Biomechanist .....	Caleb Watkins
Major League Video Coordinator .....	Adam Brenner
Associate Data Engineer .....	Oliver Dykstra
Assistant Major League Video Coordinator .....	Bryson Asmus

## MAJOR LEAGUE TRAVEL/CLUBHOUSE OPERATIONS

Director, Travel .....	Josh Shelton
Director, Team Security .....	Blake Miller
Equipment & Home Clubhouse Manager .....	Brandon Boyd
Assistant Clubhouse Managers .....	Dave Bales, Parker Zavala
Visiting Clubhouse Manager .....	Mason McKenna
Clubhouse Attendants .....	Fernando Montoya, Matt Onvani, Matt Waits

## MAJOR LEAGUE MEDICAL STAFF

Team Physician .....	Dr. Keith Meister
Team Physician, Internal Medicine .....	Dr. David Hunter
Assistant Team Physicians .....	Dr. Jesse Even, Dr. Tariq Hendawi, Dr. Shane Seroyer
Head Athletic trainer .....	Matt Lucero
Team Physical Therapist .....	Regan Wong
Athletic Trainers .....	Sean Fields, Jacob Newburn
Strength & Conditioning Coach .....	Jose Vazquez
Assistant Strength & Conditioning Coach .....	Al Sandoval
Major League Performance Dietician .....	Katie McInnis
Massage Therapist .....	Raul Cardenas

## BALLPARK ENTERTAINMENT/RANGERS PRODUCTIONS/PROMOTIONS

Senior Director, Entertainment and Production .....	Chris DeRuyscher
Senior Creative Producer, Ballpark Entertainment .....	Hugo Carbajal
Director, Promotions .....	Zachary Geist
Production Engineer .....	Alex Silva
Manager, In-Game Production and Design .....	Colin Drake
Manager, Events Production .....	Jordan Bettiol
Manager, Promotions .....	Madison LeRoy
Coordinator, Mascot .....	J.P. Davis
Coordinator, Production .....	David Foster
Coordinator, Event Production .....	Casey Rusnak
Coordinators, Production Engineer .....	Nathan Sutherland, Keaton Williams
Assistant, In-Game Production and Design .....	Amanda Kent

## BUSINESS ANALYTICS & TICKET STRATEGY

Vice President, Business Analytics & Ticket Strategy .....	Katie Morgan
Director, Business Intelligence .....	Machelle Noel
Senior Manager, Business Analytics .....	Richard Cranford
Manager, CRM & Analytics .....	Jake Radelet

## COMMUNICATIONS & BROADCASTING

Vice President, Broadcasting & Communications .....	Angie Swint
Vice President, Baseball Communications .....	Rich Rice
Director, Baseball Communications .....	Will Nadal
Director, Business Communications .....	Chad Seely
Assistant Director, Baseball Communications .....	Tyler Strachan
Manager, Business Communications .....	Lauren Wyatt
Manager, Photography .....	Ben Ludeman
Manager, Alumni & Player Outreach .....	Ashley Quintilone
Photography Assistant .....	Bailey Orr
Assistant, Broadcasting & Communications .....	Carter Martin
Television Announcers .....	Emily Jones, David Murphy, C. J. Nitkowski, Dave Raymond, Dave Valle Matt Hicks, Eric Nadel, Jared Sandler
Radio Announcers .....	
Spanish Radio Announcer .....	Eleno Ornelas

## COMMUNITY IMPACT & FOUNDATION

Senior Director, Youth Baseball & Baseball Development .....	Juan Leonel Garcia
Director, Community Impact .....	Reynaldo Casas
Director, Development .....	Justin Henry
Manager, Events & Fulfillment .....	Bethany Nephew
Manager, Academy Outreach & Education Programs .....	Jesse Malone
Manager, Youth Academy Baseball & Softball .....	Dash Johnson
Manager, Grounds & Facilities .....	Bernie Higgins
Coordinator, Foundation Marketing & Events .....	Carli Woolsey

FRONT OFFICE

COACHES

PLAYERS

2022 REVIEW

OPPONENTS

RECORDS

DEVELOPMENT

MEDIA

## HUMAN RESOURCES/LEGAL

Vice President, Human Resources	Jeff Miller
Director, Human Resources	Mercedes Riley
Corporate Counsel	Robert Fountain
Associate Counsel	Zack Kessinger
Manager, Baseball Administration	Emily Caruso
Manager Benefits Administration	Kara Young
Manager, Recruitment	Jharen Rosborough
Manager, HRIS	Toni Kellam
Legal Operations Specialist/Paralegal	Lizsette Wygle
Coordinator, Human Resources	Paige Newcomb
Assistant, Human Resources	Lyla Flores

## FACILITIES/GUEST SERVICES

Director, Major League Grounds	Dennis Klein
Director, Complex Grounds	Steve Ballard
Director, Facility Operations	Gabriel Saenz
Director, Guest Services	Craig Hodnik
Director, Engineering & Maintenance	Grant Phifer
Director, Venue Operations	Josh King
Manager, Venue Operations	Michael Suarez
Manager, Facility Operations	Alejandra Lopez
Manager, Guest Services	Robert Kostecki
Coordinator, Major League Grounds	Devo Spencer
Coordinator, Guest Services	Hannah Krebel
Coordinator, Venue Operations	Kevin Reichenstein
Coordinator, Maintenance & Engineering Services	Julia Dezenhoff
Facility Services	Moises Bocanegra, Camerino Coreno, Maria Gomez, Jose Mandujano, Salvador Mendoza, Jesus Perez, Cisco Pontifes, Fidencio Rangel, Maria Solis, Vidal Uribe
Maintenance	Barry Bransford, Dwayne Cockerham, Craig Edington, Wayne Hamblin, Randy Hatfield, Emmanuel Hernandez, Derrick, Jackson, Leo Perez, Fred Pytel, Joe Tomme
Major League Grounds Crew	Pat Hernandez
Complex Grounds Crew	Alberto Balderas, Sesareo Mendez, Rene Rincon, Hipolito Rojas, Jose Rutiaga, Juan Sanchez, Pedro Soto, Severiano Zavala

## FINANCE AND ACCOUNTING

Senior Accountant	Kellie Alford
Senior Treasury Accountant	Michael Trybul
Manager, Payroll	Heather Wiginton
A/P Manager	Paula Murphy
Staff Accountants	Sarah Benitez, Cameron Taylor, Quantez Thomas, Rachel Valcho
Manager, Treasury & Payroll	Kelley Walker
Accounts Payable Coordinators	Colleen Doyle, Cassandra Liegl
Assistant, Finance	Madisen Dickey

## INFORMATION TECHNOLOGY

Senior Director, IT Infrastructure	Chris Hedrick
Director, IT Applications & Operations	Graf Reiner
Manager, IT Help Desk & Customer Service	Greg Garrison
Senior Engineer, Infrastructure & Security	Robert Wiggs
Senior Cloud & Infrastructure Engineer	Justin Stockdale
Database Administrator & Data Architect	Bravo Orewa
Engineer, Messaging & Active Directory	Stephanie Lance
Engineer, Infrastructure & Security	Rick Pequeno
Executive Support Specialist	Ty Williams
Coordinator, IT Customer Service	Carolyn Atkins
Analyst, Infrastructure & Security	Braiden Reiner
Junior Desktop Technician	Lauren Moorehead
Junior Cyber Security Analyst	Chase Ellis

## MARKETING

Creative Director	Scott Biggers
Director, Marketing & Advertising	Kyle Bartlett
Art Director	Cole Smith
Director, Media	Allison Archer
Manager, Creative Content	Tim Johnston
Manager, Graphic Design	Crystal Lin
Manager, Marketing Operations	Taylor Newgard
Graphic Designers	Colin Powers, Joshua Phillip Tynes
Multicultural Marketing Coordinator	Jose Garcia
Manager, Digital and Social Media	Ryan Cantrell
Coordinator, Social Media & Digital Host	Hannah Wing
Coordinators, Digital and Social Media Content	Juliana Marcolini, Zain Pyarali
Coordinator, Digital Marketing	Nohely Galindo
Coordinator, Media Marketing	Sydney Teske
Coordinator, Marketing Operations	Laci Taylor

**PARKING AND SECURITY**

Senior Director, Security .....	Michael Smith
Director, Event Security & Special Projects .....	Donald Paisant
Coordinators, Security .....	Joel Brown, Gerritt Jones
Coordinator, Parking .....	Cheryl Johnson
Supervisors, Security .....	Jeff Baggs, Robert Lopez, William Philpot
Assistant Supervisors, Security .....	Ronnie Atkins, J.J. Paredz, Richard Roat
Security .....	Rick Barrett, Ray Brigrance, Charles Hosey, Juan Jasso, Felix Lozada, Mike McShea,
.....	Brian Mullikan, Lee Nadal, Carl Perkins, Mark Perrill, Bryan Pyfereon, Timothy Railey, Cheryl Springer

**PARTNERSHIPS**

Vice President, Business Partnerships .....	Chad Wynn
Director, Business Partnerships .....	Brian Nephew
Manager Business Partnerships .....	Tyler Stephan
Manager, Client Services-Business Partnerships .....	Erin McMurray
Senior Account Executive .....	Brad Ballard
Account Executives .....	Zak Ganter, Parker Johnson, Alex Parisi, Steve Pittara
Coordinators, Client Services .....	Lauren Cannon, Mekhi Carruthers, Clayton Lawrence, Matthew Nichols, Grace Tye

**SHIPPING AND RECEIVING**

Assistant Vice President, Business Operations .....	Richard "Hoggy" Price
Shipping/Receiving Attendant .....	Ron DeSoto

**TICKET OPERATIONS**

Senior Director, Ticket Operations & Strategy .....	Mike Lentz
Manager, Ticket Services .....	Ben Rogers
Senior Manager, Ticket Operations .....	Nick Svacek
Manager, Ticket Fulfillment .....	Hayley Hooper
Coordinator, Ticket Accounting Administration .....	Ranae Lewis
Coordinator, Event Tickets .....	Ashton Churchman
Coordinator, Group Tickets .....	Nicholas Sandbuite

**TICKET SALES**

Vice President, Ticket Sales .....	Dan Hessling
Vice President, Ticket Retention & New Business Development .....	Nick Richardson
Director, Group Sales .....	Jamie Roberts
Director, Suites and Premium Services .....	Delia Willms
Senior Manager, Premium Services .....	Catherine Wynn
Manager, Ticket Sales .....	Jeremy Christopher
Senior Coordinator, Premium Services .....	Alina Thai
Coordinators, Premium Services .....	Sarah Dawson, Julia Garcia
Senior Account Executives, Premium Sales .....	Josh Chance, Stephen Cothran, Kate Meyer, Russell Kerschen
Senior Account Executives, Season Tickets .....	Taylor Bergstrom, Nate Devlin
Senior Account Executive, Group Sales .....	Erick Vega
Account Executives, Season Tickets .....	Emily Brannon, Michael Brizendine, Wheeler Butler, Michael Dailey, Kyle Javine,
.....	Travis Kotzur, Jackson Paine, Kolby Snyder, Grayson Volz
Account Executives, Group Sales .....	Austin Kubitzka, Cristian Marzano, Hanna Saliba,
.....	Tomas Sardina, Emily Walker, Isaiah Yates
New Business Development Representatives .....	Cameron Buckley, Henry Colton, Trace Henry, Bryana Novogil, Aaron Rangel,
.....	Isaiah Schreiber, Oliver Lawrence Smith, Kent Yamamoto

**REV ENTERTAINMENT**

Vice President, Events .....	Jared Schrom
Vice President, Communications & Marketing .....	Madison SanFilippo
Senior Director, Marketing .....	Lindsey Hopper
Senior Director, Event Operations .....	Pedro Soto, Jr
Director, Major Event Services .....	Anthony Bartkowski
Director, Event Services .....	Myra Palacios
Director, Event Operations .....	Tad Howard
Director, Sales .....	Michael Mitton
Director, Authentics .....	Dan Hanrahan
Manager, Rentals .....	Taylor Sue Norder
Manager, Event Services .....	Rebecca Beacham
Manager, Tour Operations .....	Valerie McCourt
Manager, Major Event Services .....	Mitchel Garlitz
Manager, Conversion .....	Jacob Hildebrandt
Executive Administrative Assistant .....	Angela Miller
Senior Account Executive .....	Chris Rodek
Account Executives .....	Curtis Grice, Andrew Michie
Account Executives, Group Tour Sales .....	Parker Burns, Christopher Powell
Event Service Coordinators .....	Lara Hill, Renee Powers, Maria Doench
Coordinator, Communications & Marketing .....	Lauren Haverly
Coordinator, Authentics .....	Nick Ambrose
Conversion Coordinators .....	Mason Arasato, Dawson Gore, Koby Hood

FRONT OFFICE

COACHES

PLAYERS

2022 REVIEW

OPPONENTS

RECORDS

DEVELOPMENT

MEDIA



# RAY C. DAVIS

## MANAGING PARTNER & MAJORITY OWNER

Ray Davis is Chairman and Chief Executive Officer of Avatar Investments, L.P. ("Avatar"), a family-owned diversified investment company. Prior to Avatar, Mr. Davis spent over 30 years working and holding various leadership roles in the energy industry. In 1994, he co-founded Energy Transfer Partners (ETP), which was then taken public in 2004. He was Co-Chief Executive Officer and Co-Chairman of the Board of Directors until his retirement in 2007. He also served as Co-Chairman of the Board of Directors of Energy Transfer Equity (ETE) from the time of its initial offering until retirement.

Mr. Davis is Managing Partner and Majority Owner of the Texas Rangers and is the Chairman of the team's Board of Directors. Since he became a Principal owner in August 2010, the Rangers have won four A.L. West Division titles and two A.L. pennants and advanced to postseason play five times.

Mr. Davis has presided over a period of unprecedented growth in the franchise from a business and community perspective. Globe Life Field, a 1.25 billion dollar facility with a retractable roof that opened in March 2020. In its three years of existence, Globe Life Field has hosted not only Texas Rangers home games but also numerous major sports and entertainment events, including three rounds of Major League Baseball's 2020 postseason, the 2020 Wrangler National Finals Rodeo, college baseball and football, and concerts featuring many of the music industry's top performers. The Rangers former home, Choctaw Stadium, has been reconfigured as an outdoor multipurpose sports and entertainment venue and has been the home of over 200 events in the last three years.

In November 2022, it was announced that Globe Life Field and Arlington, Texas will host the 2024 Major League Baseball All-Star Game.

Globe Life Field and the reconfigured Choctaw Stadium complement and enhance two other major development projects in the Arlington Entertainment District that have

been completed in the last four years, Texas Live! and Live! by Loews-Arlington, TX. Loews Hotel.

Several other major facilities representing nearly one billion dollars in construction development will be opening over the next two years. The \$550 million Loews Arlington Hotel and Convention Center is scheduled to open in early 2024 and will add nearly 900 rooms and 200,000 square feet of convention space in the Arlington Entertainment District. Spark Arlington Coworking opened in January and anchors the southeast corner of Choctaw Stadium. One Rangers Way broke ground last fall, and that luxury residential community will be the first of its kind in Arlington. Further expansion over the next several years will include even more dining, retail, and entertainment options for residents and visitors alike in The American Dream City.

Mr. Davis has also played a significant role in the relocation of the National Medal of Honor Museum to the Arlington Entertainment District, and a spectacular new exhibit building is scheduled to open in 2024.

Under Mr. Davis' watch, the Rangers are aggressively promoting the game of baseball through the construction of Texas Rangers Youth Academy in West Dallas, and the Texas Rangers Baseball Foundation's completion of a multi-million dollar endowment that will provide community programs and assistance for years to come. The Rangers have also made a major commitment in facilities for its player development program, completing construction on both a state-of-the-art baseball academy in Boca Chica, Dominican Republic and a baseball housing and meeting facility adjacent to the organization's Surprise, Arizona complex in the last several years.

Mr. Davis has been active in Major League Baseball during his tenure with the Rangers, serving on the MLB Executive, Labor, and Competition Owners Committees.

Mr. Davis has offices in Dallas and at Globe Life Field. He resides in North Texas with his wife, Linda, and has three adult children, who live in the Dallas/Fort Worth area. His interests include ranching, bird hunting and reading.

## TEXAS RANGERS OWNERSHIP HISTORY

Rangers Baseball Express LLC completed its purchase of the Texas Rangers Baseball Club and related assets from Texas Rangers Baseball Partners on August 12, 2010. The group is the sixth owner in the history of the Texas Rangers. Ray C. Davis serves as Chairman of the Board of Directors for the investor group.

Rangers Baseball Express LLC submitted the high bid for the club in a United States Bankruptcy Court auction held on August 4-5, 2010 in Fort Worth, Texas. The new ownership group was approved in a unanimous vote of Major League Baseball owners at the MLB quarterly meeting on August 12, 2010 in Minneapolis, Minnesota.

## PRINCIPAL OWNERS

Robert E. Short  
Bradford G. Corbett  
H.E. (Eddie) Chiles  
George W. Bush/Edward W. Rose Partnership\*  
Thomas O. Hicks  
Rangers Baseball Express Partnership

## YEARS

Dec. 3, 1968-May 29, 1974  
May 29, 1974-April 29, 1980  
April 29, 1980-March 18, 1989  
March 18, 1989-June 16, 1998  
June 16, 1998-Aug. 12, 2010  
Aug. 12, 2010-Present

## BOARD OF DIRECTORS



BRENT W. CLUM



KENNETH L. HALL



KENNETH A. HERSH



KEITH A. HUTTON



THOMAS E. LAURIA



KIRK MCKINNON



GLENN PIQUET



DAVID SIMPSON

\*J. Thomas Schieffer succeeded Bush as a General Partner in November, 1994



# BOB R. SIMPSON

## EXECUTIVE COMMITTEE

Bob Simpson is currently CEO and Chairman of TXO Energy Partners, L.P. of Fort Worth, Texas. The Company is focused on conventional oil and gas production onshore in America, primarily in the Permian and San Juan Basins. With long-lived legacy assets, the thriving entity is committed to a "produce and distribute" vision for its owners with a conservative financial strategy.

Previously, Mr. Simpson was Chairman of the Board and Founder of XTO Energy Inc. During his tenure, Bob was honored by Barron's Magazine in their "30 Most Respected CEOs in the World" from 2006 through 2008. Further, Institutional Investor Magazine named him their "Best CEO" among Oil & Gas Exploration and Production Companies in 2009. Under Mr. Simpson's stewardship, XTO became the largest producer of natural gas in America, beginning

as a start-up entity in 1986. In June of 2010, ExxonMobil acquired XTO Energy for \$41 billion, yielding exceptional returns for investors.

As a Texan, and the youngest of four brothers, Bob grew up on a modest ranch in Cisco where he graduated as the salutatorian of his class. He attended Baylor University, earning his BBA degree in Accounting, with honors, and quickly followed that with an MBA. In his early career, Bob earned his CPA and worked for an accounting firm while he served in the Texas Army National Guard. With his passion for Fort Worth, Mr. Simpson has consistently invested in the architecture and educational institutions of the city. Also, Mr. Simpson is an avid fan of baseball, ranching and western antiques.



# NEIL LEIBMAN

## PRESIDENT, BUSINESS OPERATIONS CHIEF OPERATING OFFICER

Neil Leibman serves as the Texas Rangers President of Business Operations and Chief Operating Officer. Leibman oversees all of the club's revenue and business operations areas, is the Chairman of the Texas Rangers Baseball Foundation, and works closely with Managing Partner and Majority Owner Ray Davis on future development opportunities.

Leibman is an original member of the ownership group that purchased the Rangers in August 2010 and is on the team's Board of Directors. He was appointed Chairman of the Rangers Ownership Committee in the spring of 2013 and Chief Operating Officer in April 2018. Leibman added the title of President of Business Operations in January 2021.

Over the last seven years, he worked closely with Davis and the City of Arlington on the agreement to build Globe Life Field and with The Cordish Companies and Loews Hotels & Co. on the Texas Live!, Live! by Loews-Arlington, TX and Loews Arlington Hotel and Convention Center projects. Leibman has been very active in securing non-MLB sports and entertainment events and properties for both Globe Life Field and Choctaw Stadium.

Leibman played a major role in the Rangers' transfer and purchase of the Down East Wood Ducks of the then-Carolina League in August 2016 and the franchise's purchase of the then-South Atlantic League's Hickory Crawdads in October 2017. He serves as CEO of Kinston Baseball LLC and President of Hickory Baseball Inc. Leibman is a member of Major League Baseball's Diversity and International Committees on the ownership level.

Leibman is the Managing Partner of Top Tier Sports, which has ownership stakes in the Cleburne Railroaders (American

Association of Professional Baseball), Dallas Jackals (Major League Rugby), Panther City Lacrosse Club (National Lacrosse League), the Minnesota Whitecaps (Premier Hockey Federation), and the Official League lifestyle brand. He also has ownership in several esports teams owned by Immortals Gaming Company, where he serves on the Board of Directors.

Mr. Leibman is currently CEO of Summer Energy Inc. (NASDAQ: SUME) a retail electricity provider serving the Texas residential and commercial markets. Prior to Summer Energy, Mr. Leibman was Chairman and CEO of Aspen Pipeline LP I and II, a private equity firm (Energy Spectrum of Dallas) backed limited partnership, which owns and operates gas gathering systems, and transportation pipeline. In addition, Mr. Leibman was Former CEO of GEXA Corp., a Houston based retail electricity provider, which he founded and sold to FPL Group, Inc. (NYSE:FPL) in June of 2005. He then assisted in the transition as President of the combined entity. Prior to founding GEXA Corp., he practiced law in a partnership of Leibman & Oesch, LLP. Upon graduation from law school, Mr. Leibman started his career as an attorney for Exxon Company USA.

Mr. Leibman offices in both Houston and Dallas but resides in Houston with his wife Amy and their three children. He attended Emory University in Atlanta Georgia where he received his BA and attended State University of New York School of Law and Business and simultaneously obtained a Law degree and Masters of Business Administration where he graduated with Honors. Mr. Leibman serves on numerous school boards and charitable organizations.





# SEAN DECKER

PRESIDENT, REV ENTERTAINMENT  
EXECUTIVE VICE PRESIDENT,  
SPORTS & ENTERTAINMENT

Sean Decker serves as the President of REV Entertainment, a full-service sports, events and entertainment company. Decker also serves as the Texas Rangers Executive Vice President, Sports and Entertainment.

Decker spearheaded the creation of REV Entertainment, which officially launched in 2021. Throughout his career, he has developed, created, produced, and led a diverse portfolio of events. He was responsible for bringing the first standalone concerts to Globe Life Park, what is now Choctaw Stadium, along with other community points of pride – the Academy of Country Music's Party for a Cause, the Wrangler National Finals Rodeo, and many others. Today, his team has expanded to acquiring and hosting sold-out crowds for some of the world's most renowned acts.

Decker is responsible for the company's strategic partnerships with companies such as Live Nation, AEG, XFL, PRCA and Oak View Group to name a few.

Decker is passionate about using sports as a catalyst for economic development. He is currently working with multiple municipalities and partners to bring a professional sports team, ballpark, entertainment venue, and additional development to their respective communities.

Additionally, Decker manages REV Sports Management and is responsible for the day-to-day operation of the two Minor League Baseball teams owned by the Rangers. Decker also oversees REV Food Service, the hospitality partner at both Grainger Stadium in Kinston, North Carolina and LP Frans Stadium in Hickory, North Carolina.

Decker also created REV Production Services in 2020, the nation's first unaffiliated stadium flooring production company that specializes in the procurement, transportation, installation, and cleaning of stadium flooring and barricades.

Decker joined the Rangers in 2010 and has served in a variety of roles including Senior Vice President, Operations & Events, and Rangers Vice President, Ballpark Operations.

He began his career in professional baseball as Operations Assistant with the Pacific Coast League's Colorado Springs Sky Sox in 2008 and also worked as Assistant Director of Baseball Operations for MLB's Arizona Fall League and as Corporate Marketing Manager for the Texas League's Frisco RoughRiders before joining the Rangers.

A native of Grapevine, Texas he earned a Bachelor of Science degree in Exercise and Sports Studies from Tarleton State University. Sean and his wife, Renni, have two sons, Rhett & Reed, and reside in Colleyville.



THE TEXAS RANGERS AND REV ENTERTAINMENT HOSTED THE COLLEGE BASEBALL SHOWDOWN PRESENTED BY HIGGINBOTHAM AT GLOBE LIFE FIELD IN FEBRUARY 2023.





# CHRIS YOUNG

## EXECUTIVE VICE PRESIDENT & GENERAL MANAGER

FRONT OFFICE

Chris Young joined the Texas Rangers as Executive Vice President & General Manager on December 4, 2020. The 43-year-old Young assumed leadership of the Rangers' entire baseball operations group on August 17, 2022.

A veteran of 13 Major League seasons as a right-handed pitcher with five clubs, Young is the ninth General Manager in Rangers history and joins Eddie Robinson (1976-82) and Tom Grieve (1984-94) as former MLB players to hold that position. He joins Seattle's Jerry Dipoto and Kenny Williams of the Chicago White Sox as the only former Major Leaguers to currently oversee baseball operations for a MLB organization.

During an active off-season, Young has overseen the hiring of three-time World Series champion Bruce Bochy to manage the club and fortified the Rangers' starting rotation with the signings of free agents Jacob deGrom, Nathan Eovaldi, and Andrew Heaney, the re-signing of Martin Perez and the acquisition of Jake Odorizzi via trade.

Prior to joining the Rangers, Young spent three years working for Major League Baseball and was promoted to Senior Vice President, Baseball Operations in February 2020. In that role, he oversaw the On-Field Operations and Umpiring Departments and served as the league's principal liaison to Major League managers regarding play on the field. He worked on the application of playing rules and regulations, on-field standards and discipline, pace of play and other special projects. That included working with MLB's Competition Committee on initiatives and strategies for on-field rule changes. Young also had an active role in issues regarding player safety, on-field equipment, wearable technology, and ballpark alterations.

He worked closely with the Rangers on baseball issues related to the construction of Globe Life Field and oversaw the on-field operations for the three rounds of the 2020 MLB playoffs in Arlington. Young originally joined Major League Baseball as Vice President in May 2018.

Young posted a 79-67 record with a 3.95 ERA in 271 games/221 starts with Texas (2004-05), San Diego (2006-10), New York Mets (2011-12), Seattle (2014), and Kansas City (2015-17). Originally selected by Pittsburgh in the third round of the 2000 MLB draft, he was traded to Montreal in December 2002 and then to Texas in April 2004. The right-hander made seven starts in his first Major League action in 2004 and was selected as the Rangers Rookie of the Year in

2005, leading the staff in starts (31) and strikeouts (137) and ranking second in wins (12) and innings (164.2).

Traded to San Diego in January 2006, he posted the National League's lowest opponents' batting average in both 2006 and 2007 and was a member of the 2007 N.L. All-Star Team. Bochy managed the Padres to the 2006 N.L. West Division championship before beginning his 13-year run with the San Francisco Giants in 2007.

Hampered by injuries for much of the next six seasons, Young matched his career high with 12 wins in 2014 at Seattle and was named as the A.L. Comeback Player of the Year by MLB and The Sporting News.

Young spent his final three big league seasons with Kansas City, winning 11 games for the 2015 World Champion Royals. He pitched 15.2 innings throughout K.C.'s Postseason run, working 3.0 innings of hitless relief en route to the win in a 14-inning victory over the New York Mets in Game 1 of the World Series. In 2018, he went to spring training with San Diego but was released at the end of March and retired as an active player.

Young starred in both baseball and basketball over two seasons each at Princeton University, earning Ivy League Rookie of the Year honors as a 6'10" center in basketball and a pitcher in baseball in 1999, the first male athlete in Ivy League history to win those honors in two sports. He was 9-1, 1.64 in his two years for the Tigers baseball team and finished with 801 points, 350 rebounds, and 142 blocked shots while starting all 60 basketball games from 1998-2000.

He graduated from Princeton in 2002 with a BA in politics after beginning his pro baseball career. Young wrote his senior thesis on the impact of the life of Hall of Famer Jackie Robinson on racial stereotypes. He is a native of Dallas and a 1998 graduate of Highland Park High School where he earned All-State honors in both basketball and baseball in his senior year.

Chris resides in Dallas with his wife Liz, daughter Catherine, and sons Scott and Grant. Liz' father, Dick Patrick has been an executive with the NHL's Washington Capitals since 1982 and currently serves as Team President and Vice Chairman of Monumental Sports & Entertainment. Her great grandfather, NHL Hall of Famer Lester Patrick was a longtime coach and General Manager of the New York Rangers.

COACHES

PLAYERS

2022 REVIEW

OPPONENTS

RECORDS

DEVELOPMENT

MEDIA

### TEXAS RANGERS GENERAL MANAGERS

GEN. MGR.	YEARS
Joe Burke	1972-September, 1973
Dan O'Brien	September, 1973-January, 1979
Eddie Robinson	September, 1976-June, 1982
Joe Klein	October, 1982-September, 1984
Tom Grieve	September, 1984-September, 1994

GEN. MGR.	YEARS
Doug Melvin	October 10, 1994-October 7, 2001
John Hart	November 1, 2001-October 3, 2005
Jon Daniels	October 4, 2005-December 3, 2020
<b>Chris Young</b>	<b>Appointed December 4, 2020</b>

### TALLEST GENERAL MANAGERS IN PROFESSIONAL SPORTS HISTORY

HEIGHT	GENERAL MANAGER	TEAM/LEAGUE	YEARS
7'1"	Vlade Divac	Sacramento Kings/NBA	2015-20
6'11"	Calvin Booth	Denver Nuggets/NBA	2020-current
6'10"	Willis Reed	New Jersey Nets/NBA	1989-96
6'10"	Danny Ferry	Cleveland Cavaliers/NBA	2005-10
		Atlanta Hawks/NBA	2012-15
6'10"	Sean Marks	Brooklyn Nets/NBA	2016-current
<b>6'10"</b>	<b>Chris Young</b>	<b>Texas Rangers/MLB</b>	<b>2020-current</b>



## KELLIE FISCHER

EXECUTIVE VICE PRESIDENT & CHIEF FINANCIAL OFFICER

Kellie Fischer was appointed Chief Financial Officer of the Texas Rangers in March of 2005. She oversees all financial matters and purchasing for the Texas Rangers and serves on the Board of Directors for the Texas Rangers Baseball Foundation. Kellie joined the Rangers in 1999 and has served in many roles for the Rangers former parent company, Southwest Sports Group, and the Dallas Stars.

Over the past few years, Fischer has been a key player in a number of the Rangers' growth initiatives. In addition to aiding the development of an Urban Youth Academy in West Dallas, Fischer was instrumental in the development and construction of the Rangers new Dominican Republic baseball academy, which opened in November 2019. She served a principal role in facilitating the joint venture between the Rangers, The Cordish Companies, and City of Arlington on the \$250 million public-private partnership which led to the successful opening of Texas Live! in August 2018 and the \$150 million joint venture between the Rangers, Loews Hotels & Co, and The Cordish Companies on Live! by Loews – Arlington, TX, which opened in August 2019. Kellie also has been among the organization's leaders who brought life to the development and construction of the team's new Globe Life Field that opened in 2020.

Prior to joining the Rangers, Kellie spent four years at PricewaterhouseCoopers LLP in the audit division of the Dallas office. She earned her B.A. in accounting from Baylor University in 1995 and is a Texas CPA. Kellie is a member of The Dallas Assembly, International Women's Forum, an alumna of Leadership Dallas and the WISE Executive Leadership Institute, a prestigious program offered in partnership with Tuck Executive Education at Dartmouth.

Kellie's commitment to the community extends beyond the doors of the Texas Rangers. She serves on the Executive Committee, Finance Committee and Board of Directors for the Greater Arlington Chamber of Commerce. She is currently serving as President of IWF – Dallas, and she also serves on the Finance Committee for Susan G. Komen, Board of Directors for the Baseball Assistance Team, and the Advisory Board of Directors for Baylor Alumni.

She was named the 2010 Chief Financial Officer of the Year for private mid-size companies by the Dallas Business Journal, the 2012 Chief Financial Officer Game Changer of the Year by the Fort Worth Business Press, the recipient of the 2013 Herbert H. Reynolds Outstanding Young Alumni Award of the Baylor University Alumni Association and the recipient of the 2020 Baylor University Alumni of the Year Award and one of the Dallas 500 Business Leaders by D Magazine in 2015 and 2021.

Kellie and her husband, Scott, reside in Dallas.



## JOHN BLAKE

EXECUTIVE VICE PRESIDENT, PUBLIC AFFAIRS

John Blake transitioned into the role of Executive Vice President, Public Affairs in January 2022. He oversees the organization's communications efforts, including the areas of media and public relations, broadcasting, alumni initiatives, photography, archives, and publications while also having involvement with special projects and initiatives.

He had served as the Rangers Executive Vice President, Communications since November 2008, when he rejoined the organization after three years (2006-08) as Vice President, Media Relations for the Boston Red Sox.

Now in his 45th year in professional baseball, John originally joined the Rangers in November 1984 and served as Media Relations Director, Vice President of Public Relations, and Senior Vice President of Communications in two decades with the Rangers organization (1984-2004). During his tenure in Texas, he also has had communications responsibilities for Southwest Sports Group from 1999-2004 and the National Hockey League's Dallas Stars from 1999-2002.

Blake was with the Baltimore Orioles from 1979-1984 as Assistant Public Relations Director and Media Information Director. He also served as Sports Information Director at Georgetown University from 1977-79 and was a radio broadcaster for the Hoyas' nationally-ranked men's basketball team before going to Texas.

Blake has also held positions as Chief Operating Officer of the Northern Baseball League, Commissioner and Chief Operating Officer of the Texas Collegiate Baseball League, and Vice President of Communications for Ryan-Sanders Baseball. He was the Director of Information for the inaugural World Baseball Classic in 2006.

The 2020 World Series at Globe Life Field marked the 30th time that Blake has worked in a communications role at Major League Baseball's Fall Classic. He also will serve as the public relations officer for Team Dominican Republic during the 2023 World Baseball Classic.

He was the recipient of the 1993 Robert O. Fishel Award from Major League Baseball for public relations excellence and the 2004 Harold McKinney Good Guy Award from the Dallas-Fort Worth BBWAA chapter. Blake was elected to the Texas Baseball Hall of Fame in 1995 and the Texas Rangers Baseball Hall of Fame in 2022 and received the 2020 Arlington Chamber of Commerce Excellence in Media Award.

A 1977 graduate of Georgetown, John and his wife Harriet have two children, Christopher and Rebecca and live in Grapevine.



## JIM COCHRANE

EXECUTIVE VICE PRESIDENT, PARTNERSHIPS AND CLIENT SERVICES

Jim Cochrane was promoted to Executive Vice President, Partnerships and Client Services in January 2023.

Cochrane, who is in his 25th year with the Rangers organization, manages a sales and service team that builds revenue through strategic partnerships with local, national and international corporations at Globe Life Field, Choctaw Stadium and Texas Live!

Cochrane spent the previous seven years as Vice President of Partnerships and Client Services. He played a key role in the negotiation of the ballpark naming rights agreement with Globe Life and Accident Insurance Company, which was announced in February 2014. He was also instrumental as part of the team that negotiated the extension of the naming rights agreement with Globe Life for the new Globe Life Field.

A native of Bedford, TX, he began his career with the Rangers as an intern in 1997 and has also sold partnerships and media for the Dallas Stars Hockey Club (2000-2003, 2007-2009), Hicks Sports Group (2007-2009), Cedar Park Center (2007-2009) and Mesquite Championship Rodeo (2000-2003, 2007-2009).

The University of Oklahoma graduate has a Bachelor of Arts degree in Journalism and serves as an advisor to the Sports Management program at OU and sits on the Board of the SMU Athletic Forum

He and his wife, Mendi, live in Fort Worth and have two daughters, Abby (21) and Jenna (16).



## MIKE HEALY

EXECUTIVE VICE PRESIDENT, VENUE OPERATIONS & GUEST EXPERIENCE

Mike Healy was promoted to Executive Vice President, Venue Operations & Guest Experience in January 2023.

He joined the Rangers as Vice President, Ballpark Operations & Guest Services in January 2019 and was promoted to Sr. Vice President, Venue Operations and Guest Experience in January 2020. Healy oversees the management of facilities, maintenance, guest services, grounds, security, and parking operations for both the new Globe Life Field and Choctaw Stadium (formerly Globe Life Park in Arlington), which became a multi-purpose venue in 2020.

Healy joined the Texas organization after 13 years as Vice President, Park Operations for the Detroit Tigers and Comerica Park. Prior to joining the Tigers, he served as the Vice President of Civic Relations and Event Logistics for Olympia Entertainment after spending the previous eight years in various roles as part of Ilitch Holdings.

He was appointed as the Tigers 2005 All-Star Week Liaison with Major League Baseball in July 2004, leading the club's efforts in the preparation and execution of events during Major League Baseball's All-Star Week at Comerica Park in July 2005. Mike assisted MLB special events on-site during the All-Star Red Carpet Show each year from 2006-19 after helping develop the program in Detroit prior to the 2005 MLB All-Star Game.

Mike is a graduate of Michigan State University with a bachelor of arts in communications with an emphasis in business. He and his wife, Deb have a son, Preston and reside in Arlington.



## ROB MATWICK

EXECUTIVE VICE PRESIDENT, BUSINESS OPERATIONS

Rob Matwick has been part of the Rangers organization since June 2008 when he joined the team as Executive Vice President, Ballpark Operations. In 2014, he was promoted to his current role as Executive Vice President, Business Operations.

Rob is in his 38th season in Major League Baseball. Previously, Matwick spent more than 21 years with the Houston Astros, where he worked in the roles of Director of Media Relations (1985-99), VP of Operations and Communications (1999-2000), and Senior VP of Ballpark Operations and Customer Service (2001-06). He was instrumental in many aspects of the construction of Minute Maid Park and oversaw all aspects of ballpark operations after the facility opened in 2000.

Prior to returning to the state of Texas, he was named Vice President of Communications for the Detroit Tigers in January of 2007. The following year, he added oversight of the ticket sales department for the Tigers and oversaw both areas until joining the Rangers in 2008.

Matwick was the organization's primary liaison with the City of Arlington on the construction of Globe Life Field, worked on the club's negotiation of a Master Agreement with the City, and the "Vote Yes!" campaign, which resulted in citizen approval of ballot language for the ballpark project by a 60-40 margin.

In 2014, Matwick led the team in discussions with the Cordish Companies, a world class development firm based in Baltimore. By the close of 2015, the Rangers, Cordish Companies and City of Arlington reached agreement on a \$250 million dollar public-private partnership which led to the successful opening of Texas Live! in August of 2018, and the Live! by Loews Hotel in August of 2019. Most recently, Rob worked with the City and the Greater Arlington Chamber of Commerce on the successful campaign which will bring the National Medal of Honor Museum to the Entertainment District in 2024.

Matwick is the current Chairman of the Board of Directors for the Arlington Convention and Visitors Bureau, and serves on the Boards of the Greater Arlington Chamber of Commerce and the Arlington Entertainment Area Management District.

Matwick was recognized by Major League Baseball with the Robert O. Fishel Award for Public Relations Excellence in 2001, was inducted into the Texas Baseball Hall of Fame in 2005, and in 2012 was named MLB Professional of the Year by the National Center for Spectator Sports Safety and Security.

Prior to beginning his baseball career, Rob served as Sports Information Director at Wichita State University and worked in the sports information department at the University of South Carolina. He was also a sportswriter for the Aiken (SC) Standard.

A native of McKeesport, PA, he earned a bachelor of arts degree in English from the University of South Carolina at Aiken. He earned his master of mass communication degree from the University of South Carolina in Columbia. Rob and his wife Kelly have a daughter, Mackenzie, and reside in Southlake.

FRONT OFFICE

COACHES

PLAYERS

2022 REVIEW

OPPONENTS

RECORDS

DEVELOPMENT

MEDIA



# CHUCK MORGAN

EXECUTIVE VICE PRESIDENT, BALLPARK ENTERTAINMENT, PROMOTIONS AND PRODUCTION

FRONT OFFICE

One of the most recognizable public address voices in the game, Chuck Morgan is in his 45th year in professional baseball. The longtime Rangers employee serves as the club's public address announcer and oversees all scoreboard and video production for all Rangers home games. In addition, Morgan also is responsible for the Rangers promotional schedule each year. He has been with the Rangers for 40 of the last 41 seasons beginning with the 1983 campaign.

Morgan has announced the starting lineups for 3,163 consecutive Major League Baseball games. He has not missed a home game in Texas or Kansas City since he started in Major League Baseball

41 years ago. The microphone he used to announce his 3,000th consecutive game on September 26, 2020 and for the 2020 World Series was added to the National Baseball Hall of Fame and Museum's collection in Cooperstown, New York.

With the Rangers, Morgan has been responsible for the creation of the Texas Rangers Baseball Hall of Fame, and the Rangers' mascot. He is credited with the creation of the "Dot Race" and the Texas Legends Dash at Rangers home games.

In addition to his tenure with the Rangers, Morgan has also worked for the Kansas City Royals (2002) and Nashville Sounds (1978-1980). For six years, he was the public address announcer on Major League Baseball video games for X-Box, PlayStation and Nintendo.

While in Nashville, he was an announcer on the Grand Ole Opry, hosted several nationally syndicated radio and television shows, and made several "cornfield" appearances on *Hee Haw*. Stars and young artists enjoyed Morgan's relaxed informal atmosphere on his late night radio show on clear channel WSM, "The Air Castle of the South." Morgan interviewed the biggest names in country music, hosting jam sessions and live performances by the likes of Willie Nelson, Waylon Jennings, Barbara Mandrell, Charley Pride, Marty Robbins and many others.

In 1982, he was named the Country Music Association's Major Market Disc Jockey of the Year. In 2001 and 2003, he was named by *The Sporting News* as the best public address announcer in Major League Baseball. Morgan was inducted into the Information Display and Entertainment Association Hall of Fame in 2017 and into the Texas Rangers Baseball Hall of Fame on August 14, 2021.

Chuck and his wife, Starr, reside in Weatherford and share three sons, Kelley, Rhett and Clay, a daughter, Amanda and five grandsons.

COACHES

PLAYERS

2022 REVIEW

## LONGEST TENURES - CURRENT MLB PUBLIC ADDRESS ANNOUNCERS (THRU 2022)

YEARS	PA ANNOUNCER	TEAM(S)
51	Dan Baker	Philadelphia
40	<b>Chuck Morgan</b>	<b>Texas (39); Kansas City (1)</b>
40	John Ulett	St. Louis
36	Tom Huttyler	Seattle
33	Gene Honda	Chicago White Sox

OPONENTS

## CHUCK MORGAN'S REGULAR SEASON CONSECUTIVE GAMES STREAK BY STADIUM (THRU 2022)

### NO. OF GAMES / STADIUM / DATES

- 890—Arlington Stadium, April 4, 1983-October 3, 1993
  - 622—The Ballpark in Arlington, April 11, 1994-Sept. 26, 2001
  - 81—Kauffman Stadium, April 1-Sept. 26, 2002
  - 1,378—The Ballpark in Arlington, Ameriquest Field in Arlington, Rangers Ballpark in Arlington, Globe Life Park in Arlington, April 3, 2003-September 29, 2019
  - 192—Globe Life Field, July 24, 2020-October 5, 2022
- Total: 3,163**

RECORDS



# MIKE BULLOCK

SENIOR VICE PRESIDENT, INFORMATION TECHNOLOGY

Mike Bullock was promoted to Senior Vice President, Information Technology in January 2023. He is in his 20th year with the Rangers after being hired as Senior Director, Information Technology in March 2004. Bullock was promoted to Assistant Vice President in 2008 and to Vice President in 2010.

Bullock is responsible for a broad spectrum of technology from core systems and infrastructure to cloud technologies and business systems. Mike and his technology team were responsible for designing, building and commissioning state-of-the-art technologies at Globe Life Field.

He was selected as the 2022 DallasCIO of the Year ORBIE Award for organizations up to \$200 million

in annual revenue.

Prior to joining the Rangers, Bullock spent six years consulting and doing project management services to the telecommunication industry as founder and President of Evolution|IT|. He also worked in technical and leadership roles with Texas Instruments, Burlington Northern Railroad and Bell Helicopter Textron.

He is a founding member of the Major League Baseball IT Steering Committee, Governing Body member of the Evanta Dallas CIO Summit, and member of the Advisory Board for the Southern Methodist University MSBA (Master of Science-Business Analytics) Program.

Bullock earned a Bachelor of Business Administration from Southern Methodist University in 1985. Mike and his wife Noelle have three children, Brandon, Gabrielle and Christopher and reside in Bedford.

DEVELOPMENT

MEDIA



## TRAVIS DILLON

SENIOR VICE PRESIDENT, MARKETING

Travis Dillon joined the Texas Rangers as Vice President, Marketing in September 2018 and was promoted to Senior Vice President, Marketing in January 2023. He leads the marketing team responsible for brand and creative strategy, fan insights, media buying, social media, influencer marketing, digital marketing, content, brand identity/design, multicultural marketing, experiential/event marketing, fan engagement and fan growth.

Dillon joined the Rangers after 13 years with The Marketing Arm where he was a Senior Vice President on the AT&T account responsible for managing and activating their portfolio of sponsorship properties domestically and abroad. Prior to his time at TMA, Travis worked at TracyLocke, Jack Morton and Ogilvy where he was on the account service teams for Pepsi, Taco Bell, Chevrolet, General Motors, Mattel, FedEx and Visa. Dillon started his career at Country Music Television where he was a Special Projects Manager responsible for planning and executing experiential marketing events across the country.

Travis grew up in Dallas, where he attended Hillcrest High School. He graduated from Vanderbilt University with a Bachelor of Arts in Communication Studies. Travis and his wife Caonha live in Southlake and have a daughter Coco (9) and son Fitz (6).



## STARR GULLEDGE

SENIOR VICE PRESIDENT, FINANCE

Starr Gulledge was promoted to Sr. Vice President, Finance in January 2020. She is in her 26th season in the Texas Rangers Finance and Accounting Department after joining the organization in June 1997. She currently manages a staff of ten and is involved with all accounting, treasury and finance operations for the Texas Rangers, including the construction of Globe Life Field, the Rangers Dominican Academy, the Spring Training complex in Surprise, Arizona and Rangers' minor league affiliates in Kinston and Hickory, North Carolina.

Starr brings over 37 years of experience in the accounting industry to her role. Prior to joining the Rangers, she spent 13 years as Office and Accounting Manager for the civil engineering firm, Turner, Collie and Braden Inc. in Dallas. In addition to her duties with the Texas Rangers, she was the assistant controller for the Dallas Stars from 1999-2004.

The New Orleans native graduated from Irving High School in Irving, Texas. She received a Bachelor of Accounting degree from the University of Texas-Arlington.

Starr and her husband Chuck, reside in Weatherford and share three sons, Kelley, Rhett and Clay, a daughter, Amanda and five grandsons.



## ERIN KEARNEY

SENIOR VICE PRESIDENT AND GENERAL COUNSEL

Erin Kearney was promoted to Senior Vice President and General Counsel in January 2023. She joined the Rangers as Senior Corporate Counsel in January 2020 and was promoted to Associate General Counsel in June 2022.

Erin oversees all legal functions for the team and its development and entertainment focused affiliates, with matters ranging from baseball to event production to real estate development. Prior to joining the Rangers, she had been working in private practice for over 20 years, first as a paralegal and then later as a lawyer after graduating from law school.

The majority of her law practice was with DLA Piper out of its New York office as a part of the Sports and Entertainment Group specializing in sports-related transactions ranging from the building of new ballparks and stadiums to the relocation of certain professional sports teams. Through her work at DLA Piper as an outside corporate counsel for the Rangers, Erin was able to nurture a client relationship with the organization's legal team later successfully lobby for her transition to Rangers' employee and Texas resident.

A native of Massachusetts, Erin earned her Bachelor of Science in from Tufts University and later, after relocating to New York, her J.D. from New York Law School. She resides in Bedford with her husband Mike and daughter Celine.



## KARIN MORRIS

SENIOR VICE PRESIDENT, COMMUNITY IMPACT  
EXECUTIVE DIRECTOR, TEXAS RANGERS BASEBALL FOUNDATION

Karin Morris was promoted to Texas Rangers Senior Vice President, Community Impact in September 2020 after being appointed Vice President, Community Outreach in January 2011 She also serves as Executive Director of the Texas Rangers Baseball Foundation.

In her role as Executive Director, Karin oversees the strategic development, fundraising, program development and fulfillment, and financials for the Texas Rangers Baseball Foundation. Under her leadership, the Foundation constructed the \$15 million Texas Rangers MLB Youth Academy at Mercy Street Sports Complex, presented by Toyota and has quadrupled its giving and funds raised. The Foundation was recognized as the 2018 Allan H. Selig Award winner for Philanthropic Excellence by Major League Baseball.

As the Senior Vice President of Community Impact, Karin oversees the Texas Rangers engagement, outreach, and impact within the community and the club's internal efforts. These include the efforts within the multi-cultural markets.

Karin started with the Texas Rangers in 2003 as the Director of New Market Development after working with FOX Sports Southwest in Dallas for three years. She was recognized with the 2019 Texas Rangers Jim Sundberg Community Achievement Award, only the third non-player to ever receive the honor.

Karin is involved in the community beyond the Rangers efforts and is a board member of the Arlington ISD Education Foundation, Advisory Board Member of WISE, and volunteers at her sons' schools. A graduate of Marquette University, Karin is married to Gary Morris and they have four children, Cameron (wife, Alyssa), Chip, Jackson and Jameson. She was also recognized as the Marquette University 2016 College of Business Administration Young Alumni of the Year.

FRONT OFFICE

COACHES

PLAYERS

2022 REVIEW

OPPONENTS

RECORDS

DEVELOPMENT

MEDIA





# IVÁN RODRÍGUEZ

SPECIAL ASSISTANT

Iván "Pudge" Rodríguez, who was inducted into the National Baseball Hall of Fame in 2017, has been with the Texas Rangers as a Special Assistant since February 2013.

Rodríguez is involved in community and marketing endeavors on behalf of the club while undertaking special assignments in baseball operations. He also spent several years as part of the Rangers' broadcasting team on Bally Sports Southwest.

One of the top catchers in Major League history, he was elected to the National Baseball Hall of Fame in his first year on the ballot on January 18, 2017, and was inducted into the Hall in Cooperstown, New York on July 30 of that year. The Rangers held a ceremony to retire Rodríguez' uniform number 7 on August 12, 2017, prior to the club's game against the Houston Astros. He had previously been inducted as the 16th member of the Texas Rangers Baseball Hall of Fame on July 20, 2013. He announced his retirement as an active player after a 21-year All-Star career on April 23, 2012, at Globe Life Park and was honored in a ceremony that evening prior to the Rangers game with the New York Yankees. There is a life-size statue of Rodríguez located outside the Southwest Entrance of Globe Life Field.

Rodríguez, who made his Major League debut with Texas on June 20, 1991 at the age of 19, had a career average of .296 with 311 home runs and 1332 RBI in 2543 games with the Rangers (1991-2002; 2009), Marlins (2003), Tigers (2004-08), Yankees (2008), Astros (2009) and Nationals (2010-11).

He joins Hank Aaron, Barry Bonds, George Brett, Miguel Cabrera, Stan Musial, and Albert Pujols as the only players in Major League history with career minimums of a .295 batting average, 2800 hits, 550 doubles, 300 home runs and 1300 RBI.

The all-time Major League leader with 2427 games caught, Rodríguez earned an all-time record 13 Rawlings Gold Gloves for his defensive work behind the plate, including 10 in a row from 1992-2001 while throwing out nearly 42% of runners attempting to steal in his career. The right-handed hitter batted .300 or better in ten different seasons with five years of 20+ home runs. Rodríguez is a 14-time All-Star who started a Major League record 12 Midsummer classics, including nine straight from 1993-2001.

Signed by Texas as an amateur free agent in 1988, the native of Vega Baja, Puerto Rico batted .304 with 217 homers and 842 RBI in 1507 career games as a Ranger. He is second in club history in hits (1747), doubles (352), and multi-hit games (490), ranks third in homers, and places fourth in triples (28), RBI, total bases (2806), and extra base hits (597).

Rodríguez was the 1999 American League Most Valuable Player, when he batted .332 with 35 homers and 113 RBI as he helped lead the Rangers to the third of three consecutive A.L. West Division titles. His 1999 performance remains the only time that a catcher has posted minimums of a .330 average, 35 homers, 110 RBI and 110 runs scored in a single season.

Signed as a free agent by Florida after the 2002 season, he batted .297 and drove in 85 runs for the 2003 World Champion Marlins and was the MVP of the NLCS. He played in his second World Series with Detroit in 2006. Rodríguez was acquired by the Rangers from Houston in August 2009 and played in 28 games the rest of that season. He concluded his career with two seasons in Washington, hitting .218 in 44 games in 2011, when he spent nearly two months on the disabled list with a strained oblique muscle.

Rodríguez started the Iván Rodríguez Foundation in 1993 to assist with a number of charitable endeavors. In 2018, he hosted a disaster relief drive for Unidos Puerto Rico, raising over 1.5 million pounds of goods and \$300,000 in funds. As part of the drive, he also made personal visits to Puerto Rico and delivered 160,000 pounds of donations to six different towns that were affected or destroyed by Hurricane María. Iván also enjoys donating and giving his time to many different communities and non-profit organizations because giving back is a virtue he holds close.

Iván is married to Gloria Patricia "Patry" Gomez. He has three children, Iván Dereck, Amanda Christine and Ivanna Sofia. Dereck has pitched in 53 career Major League games for San Francisco (2018-20) and Minnesota (2022). Iván was inducted into the Texas Sports Hall of Fame in February 2014 and the Latino Baseball Hall of Fame in December 2015. He released his autobiography, *They Call Me Pudge*, in 2017.



RODRÍGUEZ WAS INDUCTED INTO THE NATIONAL BASEBALL HALL OF FAME IN COOPERSTOWN, NEW YORK ON JULY 30, 2017.

FRONT OFFICE

COACHES

PLAYERS

2022 REVIEW

OPPONENTS

RECORDS

DEVELOPMENT

MEDIA





## JOSH BOYD

VICE PRESIDENT / ASSISTANT GENERAL MANAGER,  
PROFESSIONAL, AMATEUR, AND PACIFIC RIM SCOUTING

Josh Boyd serves as the Rangers' Vice President/Assistant General Manager for Scouting after being promoted in September 2021. In his 16th year with the organization, he had been Assistant General Manager since November 2016.

Josh continues to oversee the professional and Pacific Rim scouting departments and works closely with Kip Fagg on the key functions of the amateur scouting and draft process, including talent identification, R&D integration, cross-department collaboration as well staff development and personnel decisions. He advises Chris Young on player acquisition and roster construction and is instrumental in

hiring for key roles throughout Rangers Baseball Operations.

As Assistant General Manager from 2017-21, Josh was responsible for overseeing all aspects of pro player evaluation including Pacific Rim scouting operations and the R&D department. Josh led the scouting staff responsible for signing Colby Lewis, Yu Darvish, Tony Barnette, Chris Martin, Joely Rodríguez and Kohei Arihara out of the Japanese Nippon Professional Baseball League and spearheaded the Rangers partnership with the Hokkaido Nippon Ham Fighters beginning in January 2018.

Prior to his current role, Josh spent two years as Senior Director of Player Personnel after serving as Director of Pro Scouting from 2009-14. He joined the Rangers in 2008 as Assistant Director of Pro Scouting.

Before his time with the Rangers, he covered four drafts as an area scout for the San Diego Padres. In 2004, he covered the Mid-Atlantic region for the Padres and then spent three years covering the Northwest territory while based in Puyallup, Wash.

Between 2001-2004, he lived in Durham, NC covering minor league prospects and the draft as a national writer for *Baseball America*. Additionally, he covered baseball for the Orange Coast College school paper prior to landing his first professional writing opportunities for STATS, Inc in 1996 and MLB.com in 1999. In 2000, he did an internship for STATS, Inc during the FOX NFL Sunday broadcast in Los Angeles.

Boyd, 51, was raised in Vancouver, Wash., and Irvine, Calif. He and his wife Michelle reside in Keller, TX with their son, Jackson (16) and daughter, Ellie (14).



## ROSS FENSTERMAKER

VICE PRESIDENT / ASSISTANT GENERAL MANAGER,  
PLAYER DEVELOPMENT & INTERNATIONAL SCOUTING

Ross Fenstermaker was promoted to Vice President/Assistant General Manager for Player Development and International Operations in September 2021.

Fenstermaker oversees the player development/minor league operations departments and is also responsible for the Rangers' international amateur scouting efforts. He has involvement in other areas of baseball operations working with Chris Young and department leaders.

In 2022, Texas farm clubs combined for a 377-345 (.522) record with three affiliates qualifying for postseason play. The Frisco RoughRiders won the Texas League championship for the first time since 2004.

Now in his 14th season overall with the Rangers, his sixth year based in Arlington, Fenstermaker has extensive experience in professional and international scouting. He was the Senior Director of Pro & International Scouting from 2020-21 and Director of Pro Scouting in 2018-19.

Prior to moving into a management role, Fenstermaker spent the 2017 season as International Crosschecker after serving as a professional scout since 2011. Ross began his tenure with the organization in 2010 as a baseball operations intern. His first job in professional baseball was as advance video scouting intern with the Seattle Mariners in 2009.

A native of Granite Bay, California, Ross was a left-handed pitcher at Granite Bay High School (graduated 2004) and the University of California-Davis (graduated 2008). He and wife Lindsay have a daughter, Amelia and reside in Southlake.



# DAYTON MOORE

SENIOR ADVISOR, BASEBALL OPERATIONS

Longtime Major League Baseball executive Dayton Moore joined the Rangers as Senior Advisor, Baseball Operations in November 2022.

Moore, who oversaw the entire baseball operation for the Kansas City Royals for more than 16 years, will collaborate with Executive Vice President and General Manager Chris Young and the other senior members of the Rangers' baseball leadership group on all aspects of the operation, including Major League player evaluation, scouting, and player development.

Moore joined the Royals as Senior Vice President/General Manager on May 30, 2006 and became President of Baseball Operations in September 2021 before leaving the organization on September 21, 2022. At that time, he was the third longest tenured chief baseball executive in the Majors.

Kansas City lost 100+ games in three consecutive seasons from 2004-06 but went on to win back-to-back American League pennants in 2014-15 and defeated the New York Mets for the 2015 World Series championship, the second title in franchise history and first since 1985. Young, who pitched for the Royals from 2015-17, won 11 games as a starter for the 2015 world champions.

During his tenure with the Royals, Moore was a leader in the Kansas City community, focusing on youth baseball, education, families in crisis and faith-based programs and organizations. He played a major role in the opening of the Kansas City MLB Youth Academy in 2017 with the vision of providing youngsters the opportunity to develop "The Royals Way" to foster a culture that eliminates economic and social barriers in the city.

He was named the Executive of the Year by Major League Baseball (GIBBY Awards) in 2014 and 2015, earning the same distinction from the Kansas City Sports Commission in 2015. He was selected to the Kansas Baseball Hall of Fame in 2014 and was inducted into the Missouri Sports Hall of Fame in 2021.

Prior to joining the Royals, Moore spent 13 seasons with the Atlanta Braves in scouting and player development roles before his promotion to Director of Player Personnel in 2002. The Braves won 14 consecutive N.L. division titles from 1991-2005.

A native of Wichita, Kansas, Moore grew up in Moline, Illinois. He played baseball at Garden City (KS) Community College and George Mason University in Fairfax, Virginia, earning both his bachelor's (1989) and master's degrees (1992) from GMU. Moore served as an assistant baseball coach at George Mason from 1990-94 before entering the professional baseball ranks.

The 56-year-old Moore and his wife Marianne, reside in Leawood, Kansas and have two daughters, Ashley and Avery and a son, Robert. A 2022 second round selection by Milwaukee from the University of Arkansas, Robert made his pro debut as an infielder at two levels in the Brewers organization last summer and played for Brisbane in the Australian Baseball League over the off-season.



MOORE (RIGHT) AND RANGERS GENERAL MANAGER CHRIS YOUNG (LEFT) SPEAK DURING SPRING TRAINING WORKOUTS IN SURPRISE, ARIZONA.



## KIP FAGG

SENIOR DIRECTOR, AMATEUR SCOUTING

Kip Fagg will be in his ninth season as Senior Director, Amateur Scouting after being promoted to the position in late 2014. He will be in his 14th season overseeing the club's amateur scouting operation, previously serving as Director of Amateur Scouting from 2010-14. He directs all aspects of the organization's amateur scouting endeavors, specifically coordinating the efforts of the club's national and regional crosscheckers, as well as area scouts, in preparation for the annual MLB Draft. Kip was honored with the club's 2012 Scout of the Year Award.

Fagg, 59, is entering his 31st season in the Texas organization, including serving as a national crosschecker from 2007-09. Prior to that he was a west coast crosschecker for five years from 2002-06. He began his scouting career by serving 10 years as an area scout for the Rangers. During his career, Kip is credited with signing Rick Helling, Colby Lewis and Doug Davis.

A pitcher during his collegiate career at Washington State from 1983-87, he also served as a coach at Lassen Community College (1989) and Long Beach State (1990-91).

Kip and wife Deena have two sons, Jedd (6/23/95) and Jaxxon (8/20/96) and reside north of the DFW Metroplex.



## JAMIE REED

SENIOR DIRECTOR, MEDICAL OPERATIONS / SPORTS SCIENCE

Jamie Reed is in his 21st season with the Texas Rangers, his 11th as Senior Director of Medical Operations. He spent 10 seasons as the club's medical director and Major League head athletic trainer from 2003-12 after joining the organization on Oct. 11, 2002. In a ceremony in the home clubhouse on Oct. 2, 2021, he was honored for his 40 years of service in baseball.

Jamie oversees the organization's entire baseball medical operation, including rehabilitation on both the major and minor league levels. He is also responsible for the day-to-day Major League athletic training department. Jamie had leading roles in the club's turf selection process for new Globe Life Field and a renovation project at its spring training complex in Surprise, Ariz. in 2015-16, and has also assisted with team projects for minor league affiliates in North Carolina as well as in the Dominican Republic.

He was chosen by Major League Baseball to be one of two trainers on an All-Star tour of Japan in November of 2006. He also served on the American League Training Staff for two All-Star Games, the 2000 contest in Atlanta and the 2008 Midsummer Classic in New York.

In 2005, he was awarded the James R. Andrews "Excellence in Baseball Medicine Award" by the American Sports Medicine Institute. He serves as co-chairman of the Red Romo Athletic Trainer Scholarship at the U.S. Naval Academy, a role he has held for many years.

Jamie was previously with the Tampa Bay organization for six seasons, serving as Major League head athletic trainer from 1997-2002. He was Tampa Bay's first on-field hire when he joined the organization on Nov. 18, 1996.

Prior to joining the Rays, Jamie was with the Baltimore Orioles from 1982-96. He served as an athletic trainer at all four of Baltimore's Minor League levels: Bluefield (1982), Hagerstown (1983), Charlotte (1984) and Rochester (1985-88) before joining the Major League team as assistant athletic trainer in 1989.

Jamie is certified by the National Athletic Trainers Association and previously served as President of the Professional Baseball Athletic Trainers Society. He earned his degree in sports medicine from East Carolina University in 1982.

Jamie, 63, and his wife, Jean, have three adult children, Zachary, Rebecca, and Rachel and seven grandchildren.



## MICHAELENE CURTIS

SENIOR DIRECTOR, BASEBALL OPERATIONS

Michaelene Curtis begins her first season with the Texas Rangers, 13th in Major League Baseball, after being appointed Senior Director of Baseball Operations on December 5, 2022. In her role, Michaelene is responsible for strategic decisions within the baseball operations department, primarily focused on the Major League team, including the management and execution of roster transactions, budgets, rules knowledge and compliance, contract negotiations, salary arbitration, personnel decisions, player procurement and staffing while serving as the primary liaison between the Rangers and Major League Baseball's Office of the Commissioner.

Curtis joins the Rangers after 12 years with the San Diego Padres, the last two as Director of Baseball Administration and Special Assistant to the General Manager in baseball operations. She previously served as Manager, Baseball Administration (2018-21) and Executive Assistant, Baseball Operations (2015-18) after initially joining the Padres in the ticket sales department in 2011.

Prior to joining the San Diego Padres organization, she worked in fund development in Orange County, CA for a nonprofit childcare agency, Boys Town, which is headquartered in Omaha, Nebraska. Curtis is a 2009 graduate of the University of California San Diego with majors in History and Political Science.

Michaelene, 35, is a native of Rancho Palos Verdes, CA, and currently resides in Dallas.

FRONT OFFICE

COACHES

PLAYERS

2022 REVIEW

OPPONENTS

RECORDS

DEVELOPMENT

MEDIA



## NAPOLEON PICHARDO

SENIOR DIRECTOR, PERFORMANCE

Napoleon Pichardo enters his 19th season in the Texas organization and second as Senior Director, Performance following a Sept. 2021 promotion. He previously spent 15 seasons as the club's strength and conditioning coordinator before assuming a role as Dir. of Performance in 2020. He was selected as the organization's 2017 Bobby Jones Player Development Man of the Year.

Prior to joining the Rangers, Pichardo served as the strength and conditioning coach for the Double-A New Hampshire Fisher Cats in the Toronto organization. While with the Fisher Cats, Pichardo also served as an interpreter for the team's Spanish-speaking players.

Before joining the Blue Jays system, he worked as a spring training intern for the New York Yankees in 2003. He graduated from the University of South Florida with a bachelor's degree in Exercise Physiology in 2003, working with the school's football team and olympic sports in both 2002 and 2003.

Napoleon and his wife, Jennifer, have a daughter, Abigail (9), and a son, Bear (6), and reside in Waddell, Ariz.



## RYAN MURRAY

SENIOR DIRECTOR, BASEBALL RESEARCH & DEVELOPMENT

Ryan Murray will begin his second season as Senior Director, Baseball Research & Development. In his role, Ryan oversees teams responsible for analytical research, data engineering, and software development. He will be in his 10th season with the Rangers after joining the front office during the 2014 season as a data analyst.

He graduated from the University of Texas at Austin with a degree in electrical engineering in 2011 and came to the club from L3 Communications, where he was an electrical engineer for three years.

Ryan grew up in Denton as a life-long Rangers fan and former Junior Ranger. He now resides in Flower Mound with his wife, Kacey, and daughters, Parker and Ruby.



## DAREN WILLMAN

SENIOR DIRECTOR, RESEARCH & DEVELOPMENT / APPLICATIONS

Daren Willman begins his third season as Sr. Director of Research & Development and Applications for the Texas Rangers after joining the organization on May 7, 2021. In this role, he oversees R&D initiatives and helps in all aspects of technology. Currently his primary focus is on application development and engineering cutting edge baseball software for the whole organization to utilize.

Previously Willman was the Director of Research & Development for MLB's Baseball Operations Department, where he was responsible for the creation of a number of baseball analytic websites and systems. He designed, developed and maintained baseball websites Baseball Savant and MLB.com's

Prospects Stats Section. In addition, he developed MLB's real-time Statcast Gamefeed that includes stats, visualizations and box scores for every Major League game. Willman's department at Major League Baseball helped create and drive new Statcast metrics for the various MLB properties. The group has also implemented leaderboards and visualizations to help community understanding of new metrics and developed advanced search tool to allow casual fans to create metrics in real time based on a variety of search criteria.

Prior to his work with Major League Baseball, Willman was the Lead Software Architect for the Harris County District Attorney's Office in Houston for almost ten years. He is a graduate of Texas Lutheran University where he was a member of the varsity baseball team.



## TAUNEE TAYLOR

SENIOR DIRECTOR, PLAYER & FAMILY SERVICES

One of the longest-tenured employees in club history, Taunee Taylor is in her 41st season with the Rangers front office, her second as Senior Director, Player & Family Services. A reliable club liaison for players, wives, and their families spanning the past four decades, she works with all members of the Baseball Operations department to enhance services provided to the team's manager, coaches, players, staff members and their families.

Taylor served as Assistant Vice President of Player & Alumni Relations from 2016-21, and has had AVP positions since 2009. She has been a fixture at Rangers home games for many years, executing

duties related to player schedules, pregame meet-and-greets, autograph signings, on-field ceremonies, and numerous other appearances. She was the recipient of the 1994 Jim Sundberg Community Achievement Award and the 2014-15 Texas Rangers Women's Club Dick Risenhoover "Good Guy" Award. On May 1, 2022, the Rangers dedicated the Taunee Taylor Family Room near the home clubhouse as a tribute to her incredible hard work and dedication.

Taylor was hired by the Rangers in February 1982 as a member of the public relations department, and has served in roles involving the broadcast department, community relations, player relations, and alumni relations during her tenure. She has worked at each of the three stadiums in Rangers history and has also provided logistics assistance on many fronts over the years for press conferences, postseason appearances, the 1995 All-Star Game, and the Hall of Fame inductions of team legends Nolan Ryan and Ivan "Pudge" Rodriguez.

A Fort Worth native, Taylor resides in Dallas. Her daughter, Hattee Taylor, works as a real estate agent for Allie Beth Allman in Dallas.



## MIKE PARNELL

DIRECTOR, PROFESSIONAL SCOUTING

Mike Parnell is in his ninth season with the Rangers, his second as Director, Professional Scouting after a September 2021 promotion. He has served in the pro scouting department for the past eight years in roles as Assistant (2015-19) and Assistant Director (2020-21).

He currently oversees all phases of the day to day operations within the pro scouting department and assists on all pro personnel decisions and acquisition strategies.

From 2018-2021, he had additional responsibilities evaluating hitters in the amateur draft. From 2019-2021, he assisted in the preparation for the arbitration process for the club's arbitration eligible players.

Parnell was previously an intern with the club during the 2014 campaign, assisting the front office with the amateur draft, arbitration and trade deadline preparation.

He graduated from Cornell University with a degree in Industrial Labor Relations and an emphasis in Economics in 2014. Parnell, 31, lives in Dallas with his wife, Veronica.



## JOSH BONIFAY

DIRECTOR, PLAYER DEVELOPMENT

Josh Bonifay begins his second season as the Rangers Director of Player Development after re-joining the organization on November 1, 2021. The 44-year-old previously spent the 2017 season with Texas as the team's Major League Field Coordinator, his only year on a big league staff. He served as the Phillies' Director of Player Development for three seasons from 2019-21, this after spending the 2018 season as the Astros' Minor League Field Coordinator.

Bonifay totaled six years in various minor league roles with the Houston Astros (2011-16, 2018). As a manager in the Houston system, he compiled a 191-148 (.563) record while being named his league's manager of the year in both 2013 (with Greenville in Appalachian League) and 2015 (with Quad Cities in Midwest League). He began his coaching career in the Pittsburgh organization from 2008-10.

As a player, Bonifay batted .284 over 812 minor league games spanning eight years in the Pittsburgh (1999-2005) and Houston (2006) systems. For the 2002 Carolina League-champion Lynchburg club, Josh set professional highs with 36 doubles, 26 home runs, 102 RBI and a .946 OPS. He was originally selected by the Pirates out of the University of North Carolina-Wilmington in the 24th round of the 1999 MLB Draft.

Josh and his wife Tiffany reside in Huntersville, N.C. with their daughters, Cora and Caroline, and son Cole. Josh is the son of former Pirates general manager and current Reds special assistant Cam Bonifay.



## BEN BARODY

DIRECTOR, LEADERSHIP, ORGANIZATIONAL DEVELOPMENT & MENTAL PERFORMANCE

Ben Barody is in his eighth season with the Rangers, his second as Director, Leadership, Organizational Development & Mental Performance after being promoted to the new role in September 2021. He oversees the organization's programs for players and staff on career development, leadership and personal development, mental health and mental performance, education initiatives, as well as culture and organizational development for the Baseball Operations Department. He represents the Baseball group on several organization-wide initiative committees.

Ben has spent the previous three seasons as Assistant Director, Baseball Operations and is the catalyst of the Rangers University education program with Abilene Christian University. In that role, he was responsible for coordinating the administration for the Baseball Operations department including salary arbitration, Major and Minor League contract negotiations and processing, Major League payroll and transactions, department staff development initiatives, budgets and finances, pro and amateur scouting assignments, and the department's transition to Globe Life Field. He originally joined the organization in January 2016 and served three seasons as Manager of Amateur Scouting from 2016-18, assisting Kip Fagg on all amateur efforts, including extensive responsibilities with the yearly draft.

From 2009-15, Barody spent seven years at the Commissioner's Office at Major League Baseball, where he held a number of different roles, the last of which was Senior Director of Baseball Development. During his time with MLB, Ben handled responsibilities including administrative functions involving transactions, rules, contracts, and the Rule 4 and 5 Drafts, serving as a liaison between clubs' player development departments and Minor League Baseball, and overseeing MLB Urban Youth Academies serving thousands of young players daily. He also developed the Breakthrough Series instructional showcase program and Elite Development Invitational, which focused on efforts to benefit players from potentially at-risk communities. Additionally, he served as lead for event coordination and roster selection of the All-Star Futures Game and event coordinator for several World Baseball Classic events in Taiwan and Japan.

Prior to his stint at MLB, Ben spent time in baseball operations with the New York Mets, Arizona Fall League, Bill James' Baseball Info Solutions and the Lowell Spinners.

Originally from Manchester, NH, Barody attended Trinity High School, serving as baseball captain and also playing basketball and golf. He earned an undergraduate degree from Southern New Hampshire University while working in the Athletics Department. He later completed his MBA from SNHU while working at the Commissioner's Office. He and wife Jocelyn have a son, Blake, and reside in Grapevine.

FRONT OFFICE

COACHES

PLAYERS

2022 REVIEW

OPPONENTS

RECORDS

DEVELOPMENT

MEDIA





## ADAM LEWKOWICZ

DIRECTOR, AMATEUR SCOUTING OPERATIONS

Adam Lewkowicz (lew-koh-WITS) is in his second season as Director, Amateur Scouting Operations after an offseason promotion. He is in his fifth season with the amateur scouting department, his 15th year with the Rangers, and his 20th overall in baseball.

In his current role, Adam assists Kip Fagg in all facets of the operation, including evaluating the talent pool with all available resources, managing signing bonus pool, coordinating amateur R&D and helping with draftee transition into player development. He takes a lead role in communicating and scheduling with the scouting staff.

Adam spent four seasons as Director of Advance Scouting and Game Strategy (2015-18), scouting upcoming opponents as well as evaluating the Rangers' on-field performance, while advising the manager and coaching staff on game strategy and game trends. His first six seasons with Texas from 2009-14, Adam was the Advance Scout for the club.

Prior to joining the Rangers, Adam served as assistant video coordinator for the Pittsburgh Pirates from 2006-08, and worked for the Milwaukee Brewers as an advance scouting intern (2005) and Northeast associate scout (2003-04).

The 42-year-old New York native was a four-year member of the baseball team at Hamilton (NY) College, where he earned his B.A. in Psychology. Adam, his wife Lauren, and their daughters Lark (4) and baby Piper (1) reside in Fort Worth.



## HAMILTON WISE

DIRECTOR, INTERNATIONAL SCOUTING

Hamilton Wise begins his eighth season with the Rangers, his second as Director of International Scouting and Development. He previously served three seasons as Assistant Director of International Scouting from 2019-21, this after spending 2017-18 as International Scouting Assistant. He joined the Rangers in the 2016 campaign as a baseball operations intern.

In his role, Wise oversees the club's scouting coverage outside of the United States. Additionally, he oversees the Rangers international player development efforts, including operation of the club's academy in the Dominican Republic.

Prior to joining the Rangers, Wise held positions with the MLB Labor Relations Division, MLB Advanced Media, and the law firm DLA Piper. He played baseball at Northwestern University, earning a BAS in Economics, and earned a JD/MBA at Tulane University. He was a four-year starter in baseball at Dallas' St. Mark's High School.

The 33-year-old Wise lives in Dallas, Texas.



## TODD WALTHER

DIRECTOR, PITCHING ANALYSIS

Todd Walther is in his 17th season with the Rangers, his seventh as Director, Pitching Analysis. In his current role, Walther merges and evaluates information on pitchers across all departments in baseball operations, providing input for decisions including player development, acquisition, and pitcher usage.

Walther served seven seasons (2010-16) as a professional scout for the Rangers, conducting all manner of pro coverage, including advance work for potential postseason opponents. He previously had office roles as Assistant, Player Development and Scouting (2009) and Assistant for Video Operations and Baseball Research (2006-08). Todd began his career as an advance scouting intern with Milwaukee

in 2005, this after being a 4-year letter winner as a pitcher at Carthage College in Kenosha, Wis.

Todd and his wife Mandi have four children: sons Quinn (9) and Britt (7), and daughters Tierney (4) and Caroline (2). The family resides in North Richland Hills.



## STOSH HOOVER

DIRECTOR, MINOR LEAGUE OPERATIONS

Stanton "Stosh" Hoover begins his second season as Director, Minor League operations and he is entering his 13th season in the Texas organization. He was previously Director of Arizona Operations in 2020-21.

In his current role, Hoover is responsible for the day-to-day operations of player development, Arizona complex operations, and affiliate relations. He oversees major programs throughout the year, including early Spring Training mini camps, Spring Training, post-draft mini camps, and Instructional League. Within Player Development, Hoover manages the player development budget, coordinates minor league housing

at all affiliates, manages the minor league affiliate rosters on a day-to-day basis, and has continued oversight of Rangers Village, educational initiatives for international and domestic players, and minor league clubhouse operations.

A longtime staple at the club's complex in Arizona, Hoover previously handled day-to-day operations at the Surprise facility along with overseeing the operations at the club's housing and development facility, Rangers Village. Additionally, he coordinated all educational initiatives for the international players, including English Language, Cultural and Life Skills programs, as well as assisting all first-year players as they transition to professional baseball.

Stosh ran the day-to-day operations at the club's complex in the Dominican Republic for three seasons from 2012-14 before transitioning to Coordinator of Arizona Operations from 2015-20. Hoover originally joined the organization as a comprehensive baseball operations intern for the 2011 season.

The Phoenix native graduated from Trinity University in San Antonio with a double major in Business and Spanish. He played shortstop on the Tigers baseball team throughout his time at Trinity. He resides in Surprise, AZ with his wife, Melissa, and daughter Stella (3).





## VINESH KANTHAN

ASSISTANT DIRECTOR, BASEBALL OPERATIONS

Vinesh Kanthan (pronounced vih-NAY-sh KHAN-then) is in his fifth season in the Texas organization and second as Assistant Director, Baseball Operations. He spent the 2020 season as Manager, Sports Science and the 2021 season as Manager, Sports Science & Baseball Operations, after originally joining the Rangers in January 2019 as a junior analyst in Baseball Analytics.

In his current role, Kanthan works with Michaelene Courtis in all aspects of the Baseball Operations department including roster management, administrative, and contract responsibilities for the Major League club along with budgets and finances. He serves as a lead in the salary arbitration process

throughout the year and assists in the player procurement/free agency process.

Vinesh also continues to play a large role in the Sport Science and Performance space, overseeing Sport Science initiatives throughout the organization as well as helping drive biomechanical initiatives. He has played a heavy role in building out the Arizona Performance Center and the Arlington Sport Science Lab and continues to work on implementing solutions in an effort to create competitive advantages for the club.

Prior to joining the organization, Kanthan spent the 2017-18 seasons working in baseball operations for the Tampa Bay Rays. In 2016, he worked as a graduate assistant for the football program at Temple University and in ticket services for the Philadelphia Phillies.

The New Jersey native graduated from Rutgers University, earning a bachelor's degree in Biotechnology and Sport Management while minorng in Biochemistry. While in school, he worked as a recruiting student assistant for the Scarlet Knights football program.



## SAM NIEDORF

ASSISTANT DIRECTOR, PLAYER DEVELOPMENT

Sam Niedorf is in his fifth season in the Texas organization and third as Assistant Director, Player Development – Pitching. In this role, he contributes to all aspects of player development while working closely with the Minor League Pitching Department where he assists with the department's processes and initiatives on player plans, strategy, and integration of information. Niedorf also oversees the Data Apprentice group, which assists with advance scouting and information integration at each Texas minor league affiliate.

Niedorf originally joined the Rangers as a player development intern in 2019 and served as coordinator of systems integration in 2020. His previous work experience includes time with USA Baseball (2018) and the Philadelphia Phillies (2017 internship).

A native of Minneapolis, Minn., Niedorf graduated from the University of Minnesota with a degree in Applied Economics. During his time in college, he was also a student manager for the Gophers baseball team.



## CONNER GUNN

ASSISTANT DIRECTOR, PLAYER DEVELOPMENT

Conner Gunn enters his fifth year in the Texas organization and third as Assistant Director, Player Development. Prior to his promotion to his current role in the fall of 2020, he served as a Hitting Analyst for the 2020 season after first joining the Rangers in 2019 as a baseball operations intern.

Gunn presently assists in all aspects of the Rangers Player Development operation while also overseeing the minor league hitting department. He is involved in planning cycles for major events such as Spring Training, Instructional League, and mini-camps and maintains a roving presence at minor league affiliates throughout the season. His responsibilities extend to all facets of the hitting program, encompassing areas such as staff hiring and education, player performance monitoring, and sports science integration. In addition to his development focuses, Gunn works heavily with other departments across the organization. Over recent years, his role has expanded to include work in areas such as the amateur draft, trade deadline, free agency, and international scouting market.

Gunn graduated from Amherst College in 2016 with a degree in mathematics, where he was a four-year starter at catcher for the baseball team. Following graduation, he completed a postbaccalaureate program at Tufts University with a focus on pre-medicine.

Originally hailing from Kingsport, Tennessee, the 28-year-old now resides in Dallas with his wife, Brooklyn, and their dog, Luna.



## LOGAN FRANSEN

ASSISTANT DIRECTOR, PERFORMANCE

Logan Frandsen begins his sixth season with the Texas Rangers organization and his second as Assistant Director of Performance. He also maintains responsibilities as minor league strength and conditioning coordinator for a fourth straight year. He previously served as the rehab strength and conditioning coach in Arizona (2019) and strength coach for High-A Down East (2018).

Logan was the winner of the Rangers' 2021 Bobby Jones Player Development Man of the Year Award. Prior to joining the Rangers, Frandsen was the head strength and conditioning coach at his alma mater, Sonoma State (Calif.) University. He also completed a pair of internships with Pac-12 athletic programs,

working with the baseball and football programs at Cal Berkeley in spring 2017 and assisting multiple sports at Stanford University in the summer of 2017.

The 29-year-old Frandsen played baseball at Oregon State University and Sonoma State, earning a bachelor's degree in Kinesiology from Sonoma State. In addition, he has a masters degree in kinesiology from A.T. Still University. He resides in Surprise, Arizona.

FRONT OFFICE

COACHES

PLAYERS

2022 REVIEW

OPPONENTS

RECORDS

DEVELOPMENT

MEDIA



## JONNY CLUM

ASSISTANT DIRECTOR, INTERNATIONAL SCOUTING & DEVELOPMENT

Jonny Clum is in his fifth season as a full-time member of the Texas Rangers front office and his second as Assistant Director of International Scouting & Player Development. He previously served as the Assistant to International Scouting from 2018-2021. He assists in directing all phases of scouting and player development internationally, including but not limited to: operations, programming, contract negotiation and creation, budgeting, scheduling, analytics, and decision making.

Clum previously assisted the team as an In-Game Operations Assistant during the summers of 2014-2018 by selecting and helping project statistics on the Jumbotron. Additionally he served as an Intern in the Baseball Operations Department during the summers of 2015-2017 and for a full year in 2018. Prior to joining the Rangers full-time, Clum worked in a numerous capacities as an intern, including, but not limited to, domestic draft coverage and assistance with trade deadline work. Clum accepted a full time position in the fall of 2018 to serve as the Assistant to International Scouting. In 2019, he added additional responsibilities by assisting the Pro Scouting Department during spring training and the trade deadline by providing assistance in scheduling and target prospect scouting coverage. He still assists in these capacities.

Clum graduated from Texas A&M in the fall of 2017 with a degree in Business Management with an emphasis in International Business and Negotiation, along with a minor in Sports Management. Clum, age 28, lives in Dallas and was originally born in Baltimore, Maryland.



## CHANDLER COUCH

ASSISTANT DIRECTOR, PRO SCOUTING

Chandler Couch begins her first season with the Texas Rangers as Assistant Director of Pro Scouting. In this role, Couch assists the Director of Pro Scouting, Mike Parnell, with all pro scouting and player personnel efforts, communicate with scouts to identify their player recommendations to front office executives, handle all administrative tasks for the pro scouting department, and evaluate minor league and major league talent.

This will mark Couch's ninth year working in baseball and her fifth at the MLB level after stints with the Baltimore Orioles in their scouting department (2019-22) and the University of Mississippi as their Student Manager (2016-20). With the Orioles, she was a part of scouting and drafting two first overall picks; in 2019 (Adley Rutschman) and 2022 (Jackson Holliday). She also won an SEC championship in 2018 with Ole Miss baseball.

The 25-year-old, Houston native, resides in Dallas. Her father, Trip, is an assistant baseball coach/recruiting coordinator for the University of Arizona.



## OLIVIA LORD

ASSISTANT, BASEBALL OPERATIONS

Olivia Lord enters her first season with the Texas Rangers as Assistant, Baseball Operations. In her role, she will manage the inner workings of major league operations, rules, and regulations while also acting as the primary contact between the front office, clubhouse, and other departments/organizations. Additionally, she will work salary arbitration cases for major league contracts and assist with minor league contracts.

Lord previously worked in player development at TCU Baseball while pursuing a degree in Communication Studies. The 22-year-old, Round Rock native currently resides in Las Colinas, TX.



# NICK HUNDLEY

SPECIAL ASSISTANT TO THE GENERAL MANAGER

Former MLB catcher Nick Hundley is in his second season as Special Assistant to the General Manager. The 39-year-old Hundley had been with Major League Baseball from 2020-21 as Senior Director of Baseball Operations, where he worked with former Padres teammate and current Rangers Executive Vice President & General Manager Chris Young. While with MLB, Hundley was responsible for issues such as providing on-field perspective to new rule changes, serving as a liaison to MLB umpires and clubs, and growth of the game initiatives.

The former catcher moved into the front office after a 12-year MLB career with San Diego (2008-14), Baltimore (2014), Colorado (2015-16), San Francisco (2017-18), and Oakland (2019). He batted .247 with 93 home runs spanning 974 games in the Majors and saw action in at least 58 games for 11 consecutive years to begin his career. Hundley's 151 runners caught stealing from 2008-18 were fourth-most in the National League in that span to only Yadier Molina (220), Buster Posey (177), and Jonathan Lucroy (155). Among his career bests, he had an .824 OPS figure with the Padres in 2011 and a .301 batting average with the Rockies in 2015. His only postseason action came with Baltimore in the Orioles' 2014 run to the ALCS. Hundley's final Major League game came with Oakland on June 8, 2019 against the Rangers at Globe Life Park in Arlington.

The Seattle-area native was selected in the fifth round of the 2002 MLB Draft by the Florida Marlins, but elected to go to the University of Arizona, and he signed after being picked in the second round of the 2005 Draft by the San Diego Padres. His father, Tim, is a long-time college football coach.

Nick and his wife, Amy, and daughters Allison (9) and Haley (6) reside in San Diego.

FRONT OFFICE

COACHES

PLAYERS

2022 REVIEW

OPPONENTS

RECORDS

DEVELOPMENT

MEDIA



# IAN KINSLER

SPECIAL ASSISTANT TO THE GENERAL MANAGER

Ian Kinsler begins his first season as a special assistant after being hired to the role on February 6. The former Rangers second baseman will assist General Manager Chris Young in many facets of baseball operations.

Kinsler was inducted into the Texas Rangers Baseball Hall of Fame on August 13, 2022. He retired as a player after the end of the 2019 campaign and has spent the past three seasons (2020-22) with the San Diego Padres front office as Special Assistant, Baseball Operations & Player Development. Kinsler has also been tabbed to manage Team Israel in the 2023 World Baseball Classic in March.

Kinsler holds multiple offensive records for a Rangers' second baseman and batted .273 with 156 home runs and 539 RBI over 1,066 games with Texas from 2006-2013. He ranks second to Elvis Andrus on the club's all-time list in stolen bases (172), is sixth in runs (748), places seventh in extra base hits (428) and walks (462), and is eighth in home runs (156—tied), doubles (249), total bases (1,908), and multi-hit games (335).

He is one of just 13 players and two second basemen in Major League history with 30 homers and 30 steals each in multiple seasons, accomplishing that feat in both 2009 and 2011. Kinsler holds club records for most games started (662) and home runs (109) when hitting first in the batting order, including a team mark of 29 homers when leading off the first inning. He also scored 100+ runs four times, tying Michael Young for the club record.

Kinsler also excelled in the postseason for the Rangers, setting career team marks with a .311 batting average and .422 on-base percentage in 34 games with Texas. He has the only six-hit cycle in a nine-inning game since 1900, tying overall team marks for hits (6) and runs (5) on April 15, 2009 vs. Baltimore. A three-time A.L. Star as a Ranger (2008-10-12), Kinsler was the team's 2006 Rookie of the Year.

Overall, Kinsler finished his Major League career with a .269 batting average, 257 homers, 909 RBI, and 243 stolen bases in 1,888 games with the Rangers (2006-13), Tigers (2014-17), Angels (2018), Red Sox (2018), and Padres (2019). He also played for Israel in the Summer Olympic Games in Beijing in 2022.

Ian and his wife, Tess, reside in Dallas with daughter Rian and son Jack. He is an investor in Warstic Sports Inc., a unique equipment and apparel company based in the Deep Ellum part of Dallas.



## COLBY LEWIS

SPECIAL ASSISTANT TO THE GENERAL MANAGER

One of the longest-tenured pitchers in Rangers history, Colby Lewis was appointed Special Assistant to the General Manager on November 6, 2017. In his role, Lewis fills a variety of assignments, with an emphasis on working with pitchers in the club's farm system.

The 43-year-old Lewis retired after the 2016 season following an 18-year professional career spent primarily with the Rangers. Originally selected by Texas in the supplemental first round of the 1999 June draft, he ranks among all-time club leaders in starts (4th, 194), wins (6th, 77), and innings (6th, 1174.1). Overall, he finished with a 77-72 record and 4.70 ERA across 233 games/195 starts in his Major League

career with Texas (2002-04, 2010-16), Detroit (2006), and Oakland (2007).

After a successful two-year stint with the Hiroshima Carp in Japan's Nippon Professional Baseball in 2008-09, Lewis returned to the Rangers and went 65-57 with a 4.27 ERA over 161 games/starts in his final six seasons from 2010-16. During that career-ending span, he missed nearly 2 1/2 seasons in 2012-13 following procedures on his elbow and hip, and he would become the first professional baseball player to successfully return from hip resurfacing surgery. Lewis pitched for five of the eight postseason clubs in Rangers history during his final stint with the team (2010, 2011, 2012, 2015, 2016), amassing a career 4-1 record and 3.11 ERA (19 ER/55.0 IP) over 10 games/9 starts in the playoffs. He has the most postseason wins and starts (tied) of any pitcher in franchise history, twice winning starts in the 2010 ALCS against the Yankees, including the series-clinching Game 6 victory to send Texas to its first-ever World Series.

A Rangers fan favorite, Lewis was a visible member of the community, with yearly appearances on the Winter Caravan and at Fan Fest. He made regular donations to the Texas Rangers Baseball Foundation and has also been active in community endeavors in his native Bakersfield, Calif. He was the recipient of the Rangers' 2018 Mark Holtz Alumni Award.

Colby and his wife, Jenny, have a son, Cade, and a daughter, Elizabeth. The family resides in Bakersfield, Calif. Colby and his son Cade are involved in dirt track racing. Cade recently joined a competitive race team that races on different dirt tracks all around the Midwest. Colby remains an avid cyclist, a hobby he picked up following surgeries on his hip and knee.



## DARREN OLIVER

SPECIAL ASSISTANT TO THE GENERAL MANAGER

Longtime Major League pitcher Darren Oliver was appointed Special Assistant to the General Manager on April 24, 2014. The 52-year-old Oliver, who retired following the 2013 campaign after 20 seasons in the Majors, works in a variety of areas with an emphasis on pitching.

Oliver's duties have focused on pitching at both the Major and minor league levels, as he has had a presence in Arlington and with the club's minor league affiliates. He is also involved in aspects of the club's player acquisition process and in tutoring young prospects in the organization.

The left-hander was honored by the Rangers as the 2014 recipient of Mark Holtz Alumni Award for his accomplishments over three different stints with the club. The Rangers traded him twice and signed him as a free agent on two occasions. Oliver was 118-98 in 766 appearances/229 starts in his big league career with Texas, St. Louis, Boston, Colorado, Florida, Houston, New York Mets, Los Angeles Angels, and Toronto. He was a starter for most of his career, but, after struggles with the Marlins and Astros in 2004, did not pitch in the majors the following year. In 2006, he began an eight-year run as an effective reliever with four different teams, including six consecutive years in the postseason from 2006-11.

He was selected by Texas in the third round of the 1988 MLB Draft and made his Major League debut with the Rangers in September 1993. Overall, he was 60-54 in 317 games/137 starts over his three stints with Texas (1993-98; 2000-01; 2010-11). He ranks sixth on the team's all-time list in games, ninth in wins, and 10th in starts. Oliver won 14 games in his first full season as a starter for the 1996 A.L. West champs and was the club's pitcher of the year the following season. In his third stint with the Rangers, he appeared in 125 games as a valuable lefty set-up man for the 2010 and 2011 American League champions.

Darren has two sons, Brock and Maxwell and lives in Trophy Club, TX. He was inducted into the Sacramento Sports Hall of Fame in January 2018 and the Dallas Black Sports Hall of Fame in April 2022.



# MICHAEL YOUNG

SPECIAL ASSISTANT TO THE GENERAL MANAGER

Longtime Rangers player Michael Young enters his ninth season as Special Assistant to the General Manager after being named to the post on November 5, 2014. The 46-year-old Young, who is the Rangers' all-time leader in numerous offensive categories, retired in January 2014 after an outstanding 13-year Major League career, the first 12 of those seasons in Texas. Young's uniform number 10 was retired by the Rangers in a pregame ceremony on August 31, 2019. He was inducted into the Texas Rangers Baseball Hall of Fame on July 30, 2016 and into the Texas Sports Hall of Fame in April 2018.

Young works with General Manager Chris Young and his staff in all areas of baseball operations, including player evaluation and player development at the major and minor league level, special assignments, and scouting trips. He has also participated in baseball operations' major league managerial searches as part of his role.

Acquired by Texas from the Toronto Blue Jays in July 2000, Young played in a team-record 1,823 games from 2000-12. He captured Rangers Player of the Year honors five times, matching Juan Gonzalez for the most in team history, and was a seven-time A.L. All-Star. Young batted .300-or-better a club-record seven times, and is one of 16 players in modern MLB history with at least six seasons of 200-or-more hits. He won the A.L. batting title in 2005 and was the MVP of the 2006 All-Star Game at Pittsburgh. He is the only player in All-Star Game history with 2 game-winning hits in his team's final at-bat.

He is the Washington/Texas franchise's all-time leader in games, hits (2230), runs (1085), doubles (415), triples (55), total bases (3286), at bats (7399), and multi-hit games (651) and ranks third in RBI (984) and extra base hits (647). Young was a starter at all four infield positions in his Rangers career, earning a Gold Glove at shortstop in 2008.

Overall, Young batted .300 with 185 homers and 1030 RBI in 1970 games with the Rangers (2000-2012), Phillies (2013), and Dodgers (2013). He was a career .321 hitter with runners in scoring position.

Young was an All-Big West outfielder and then shortstop for the UC Santa Barbara Gauchos and was inducted into the university's Hall of Fame on April 30, 2016.

Young, who played for Team USA in the 2007 World Baseball Classic, will join Mark DeRosa's coaching staff for the 2023 World Baseball Classic as assistant hitting coach.

Michael and his wife, Cristina Barbosa, have 3 sons: Mateo (6/22/05), Emilio (10/13/09), and Antonio (8/23/12). The family lives in Dallas. Michael and Cristina served three years on the Advisory Board for the Texas Rangers Baseball Foundation from 2015-17. The couple has been very active in community efforts throughout their time in Texas, establishing The Michael Young Family Foundation in 2011. As a result of these efforts, Young has won multiple awards including the MLB Players Association's Marvin Miller Award (2008 and 2011) and Rangers Jim Sundberg Community Achievement Award (2010), as well as being a three-time selection for the Rangers Roberto Clemente Award (2009-10-11). In recent years, Young has developed a passion for martial arts, practicing both taekwondo and Brazilian jiu jitsu. He received his taekwondo black belt in the summer of 2018.

FRONT OFFICE

COACHES

PLAYERS

2022 REVIEW

OPPONENTS

RECORDS

DEVELOPMENT

MEDIA

# OPPONENTS LEADERS

## OPPONENTS ALL-TIME RECORDS (VS. TEXAS ONLY, 1972-2022)

### AT BATS

Ichiro Suzuki	1001
George Brett	931
Cal Ripken, Jr.	861
Garret Anderson	823
Paul Molitor	820
Robin Yount	785
Rickey Henderson	748
Harold Baines	734
Edgar Martinez	727
Kyle Seager	696

### HITS

Ichiro Suzuki	317
George Brett	291
Paul Molitor	254
Garret Anderson	248
Cal Ripken, Jr.	248
Robin Yount	239
Edgar Martinez	219
Wade Boggs	216
Mike Trout	213
Harold Baines	213

### HOME RUNS

Mike Trout	44
Reggie Jackson	43
Jose Canseco	40
Jason Giambi	37
Kyle Seager	37
Troy Glaus	35
Tim Lincecum	35
Frank Thomas	35
George Brett	34
Ken Griffey, Jr.	34

### RUNS BATTED IN

Garret Anderson	158
George Brett	155
Cal Ripken, Jr.	135
Reggie Jackson	130
Frank Thomas	123
Kyle Seager	121
Mike Trout	121
Tim Lincecum	119
Harold Baines	117
Jose Canseco	115
Ken Griffey, Jr.	115

### AVERAGE (MIN. 150 AB)

Vladimir Guerrero	.395 (162-410)
Geronimo Berroa	.386 (61-158)
Nomar Garciaparra	.383 (102-266)
Miguel Cabrera	.377 (142-377)
Carlos May	.361 (103-285)
Alan Bannister	.358 (77-215)
Jeff Conine	.358 (83-232)
Tim Lincecum	.353 (200-567)
Craig Biggio	.346 (54-156)
Mo Vaughn	.344 (110-320)

### WINS

Bartolo Colon	21
Justin Verlander	20
Bert Blyleven	19
Felix Hernandez	19
Dennis Leonard	19
Jack Morris	19
Roger Clemens	18
Mike Mussina	18
Barry Zito	18
Jered Weaver	18
Mike Moore	17
4 tied	16

\*Blyleven has one win vs. Wash. for a total of 20.

## OPPONENTS SINGLE-SEASON RECORDS

### BATTING

Home Runs	11	Mike Trout, LA of Anaheim, 2019 (18 games)
	10	Khris Davis, Oakland, 2018 (19 games)
		Khris Davis, Oakland, 2016 (18 games)
	9	Reggie Jackson, Oakland, 1974 (18 games)
	8	Marcus Semien, Oakland, 2019 (19 games)
		Vernon Wells, Toronto, 2010 (19 games)
		Vladimir Guerrero, LA of Anaheim, 2004 (18 games)
		Troy Glaus, Anaheim, 2002 (18 games)
		Troy Glaus, Anaheim, 2001 (19 games)
		Jason Giambi, Oakland, 2001 (19 games)
		Brady Anderson, Baltimore, 1996 (14 games)
		Ken Griffey, Jr., Seattle, 1994 (10 games)
		George Brett, Kansas City, 1985 (13 games)
RBI	27	Bret Boone, Seattle, 2001 (19 games)
	26	Khris Davis, Oakland, 2018 (19 games)
	24	Khris Davis, Oakland, 2016 (18 games)
		George Brett, Kansas City, 1985 (13 games)
		Reggie Jackson, Oakland, 1974 (18 games)
Hits	32	Vladimir Guerrero, LA of Anaheim, 2004 (18 games)
		Mark Kotsay, Oakland, 2004 (19 games)
		Ichiro Suzuki, Seattle, 2001 (19 games)

## 2022 OPPONENTS LEADERS

### BATTING

**AVERAGE (MIN. 25 PA)**

Xander Bogaerts (BOS)	.464
(13-28)	
Sam Haggerty (SEA)	.429 (12-28)
Rafael Devers (BOS)	.414 (12-29)
Vlad Guerrero Jr. (TOR)	.400
(10-25)	
Cedric Mullins (BAL)	.400 (10-25)

### HITS

Kyle Tucker (HOU)	23
Ty France (SEA)	22
Sean Murphy (OAK)	22
Shohei Ohtani (LAA)	19
Eugenio Suarez (SEA)	19
Mike Trout (LAA)	19

### DOUBLES

Sean Murphy (OAK)	8
Jose Altuve (HOU)	7
Rafael Devers (BOS)	7
Adley Rutschman (BAL)	5
Mike Trout (LAA)	5

### TRIPLES

Amed Rosario (CLE)	2
16 tied	1

### HOME RUNS

Sean Murphy (OAK)	5
Kyle Tucker (HOU)	5
7 tied	4

### RUNS BATTED IN

Kyle Tucker (HOU)	20
Eugenio Suarez (SEA)	18
Julio Rodriguez (SEA)	15
Chad Pinder (OAK)	14
Shohei Ohtani (LAA)	11

### WALKS

Alex Bregman (HOU)	17
Eugenio Suarez (SEA)	14
Jessie Winker (SEA)	13
Sean Murphy (OAK)	12
Jose Altuve (HOU)	10
Adam Frazier (SEA)	10

### STRIKEOUTS

Shohei Ohtani (LAA)	24
Julio Rodriguez (SEA)	21
Eugenio Suarez (SEA)	20
3 tied	18

### STOLEN BASES

Dylan Moore (SEA)	4
Jeremy Pena (HOU)	4
Julio Rodriguez (SEA)	4
Jose Siri (HOU-TB)	4
Kyle Tucker (HOU)	4
5 tied	3

### PITCHING

Wins	6	Bartolo Colon, Anaheim, 2004
	5	Felix Hernandez, Seattle, 2015
		Ramon Ortiz, Anaheim, 2011
		Bert Blyleven, Cleveland-Minnesota, 1985
		Stan Bahnsen, Chicago-AL, 1972
Strikeouts	52	Justin Verlander, Houston, 2019
	47	Gerrit Cole, Houston, 2019
	45	Justin Verlander, Houston, 2019
	45	Barry Zito, Oakland, 2001
	43	Nolan Ryan, California, 1972
	40	Gerrit Cole, Houston, 2018
		Felix Hernandez, Seattle, 2006
		Randy Johnson, Seattle, 1997
	39	Framber Valdez, Houston, 2022
		Justin Verlander, Houston, 2018
		Dallas Keuchel, Houston, 2015
		Roger Clemens, Toronto, 1997
		Roger Nelson, Kansas City, 1972
		Jim Palmer, Baltimore, 1977
		Paul Hartzell, California, 1976
		Jim Palmer, Baltimore, 1975
ERA (min. 30.0 IP)	0.56	
	0.57	
	0.72	
	0.74	
	0.89	

### PITCHING

### WINS

Framber Valdez (HOU)	3
13 tied	2

### LOSSES

9 tied	2
--------	---

### ERA (MIN. 10.0 IP)

Jaime Barria (LAA)	1.06
Cole Irvin (OAK)	1.47
Framber Valdez (HOU)	1.56
Justin Verlander (HOU)	1.89
Logan Gilbert (SEA)	1.90
George Kirby (SEA)	1.99

### GAMES

Rafael Montero (HOU)	10
Andres Munoz (SEA)	10
Hector Neris (HOU)	10
Erik Swanson (SEA)	10
Diego Castillo (SEA)	9
Phil Maton (HOU)	9
Paul Sewald (SEA)	9
3 tied	8

### SAVES

Ryan Pressly (HOU)	4
Emmanuel Clase (CLE)	3
Raisel Iglesias (LAA)	3
Rafael Montero (HOU)	3
Jordan Romano (TOR)	3
Paul Sewald (SEA)	3
7 tied	2

### INNINGS PITCHED

Marco Gonzales (SEA)	34.2
Framber Valdez (HOU)	34.2
Christian Javier (HOU)	27.1
Reid Detmers (LAA)	26.0
Logan Gilbert (SEA)	23.2

### WALKS

Christian Javier (HOU)	11
Framber Valdez (HOU)	9
Reid Detmers (LAA)	8
Chris Flexen (SEA)	7
Paul Sewald (SEA)	7

### STRIKEOUTS

Framber Valdez (HOU)	39
Christian Javier (HOU)	35
Reid Detmers (LAA)	33
Marco Gonzales (SEA)	26
Robbie Ray (SEA)	24

### HOME RUNS ALLOWED

Marco Gonzales (SEA)	6
Jose Urquidy (HOU)	5
5 tied	4

### COMPLETE GAMES

Johnny Cueto (CWS)	1
--------------------	---

FRONT OFFICE

COACHES

PLAYERS

2022 REVIEW

OPPONENTS


RECORDS

DEVELOPMENT


MEDIA



# COACHES



New Rangers Manager Bruce Bochy is one of only 10 managers in Major League history to have guided teams to at least three World Series titles. He ranks among MLB's all-time managerial leaders in games (7th, 4032), wins (12th, 2003), and Postseason wins (16th, 44).



# BRUCE BOCHY

R  
BATS

6'3"  
HEIGHT

67  
OPENING DAY AGE

R  
THROWS

205  
WEIGHT

**BORN** April 16, 1955 in Landes de Bussac, France

**RESIDES** Nashville, TN

**TENURE** Is in his first season with the Rangers after signing a three-year contract through the 2025 season on October 21, 2022.

**TEXAS:** Bochy is in his first year with Texas after being hired as the 20th full-time manager in Rangers history on October 21, 2022...he was introduced at a Globe Life Field press conference on October 24, 2022...he is the first to take the club's managerial post after having previously won a World Series title as manager...Bochy signed a three-year contract covering the 2023-25 seasons...he is the first Texas manager to assume the role with previous Major League managerial experience since Buck Showalter was hired on October 11, 2002...Rangers General Manager Chris Young played for Bochy in 2006, his final year as manager of the Padres and Young's first season as a pitcher in San Diego...as an amateur player before signing with the Astros, Bochy was committed to play at South Alabama for Eddie Stanky, who later had an infamous one-day stint as Rangers manager on 6/22/77.

Bochy will be managing for the first time since 2019, which was his final year at the helm with the San Francisco Giants...he has spent the past three seasons as a Special Advisor for the Giants, and managed Team France in the World Baseball Classic qualifier that took place in Germany in September 2022...born at a U.S. base in Landes de Bussac, France, where his father was stationed at the time, Bochy will be the first manager in Washington/Texas franchise history (full-time or interim) to be born outside of the United States.

**CAREER:** Bochy has a career managerial record of 2003-2029 (.497) over 25 seasons and 4032 games with San Diego (1995-2006) and San Francisco (2007-19), as Texas will be his first American League post and first managing job outside of California and the N.L. West division...he will be the first manager in MLB history to manage over 4000 games in one league before managing a single game in the other league...he piloted World Series-champion teams with the Giants in 2010, 2012, and 2014, and also appeared in the Fall Classic for the N.L.-champion Padres in 1998...he won the 1996 N.L. Manager of the Year Award in San Diego, posting a top three finish for the award in five other seasons...he has led teams to the postseason in eight of his 25 years as a MLB manager: 1996, 1998, 2005, 2006, 2010, 2012, 2014, 2016...he has served as manager of the N.L. All Star team on four occasions (1999, 2011, 2013, 2015) and been a member of the ASG coaching staff eight times (1997, 1999, 2001, 2007, 2010, 2011, 2013, 2015)...he is the only manager in MLB history to win 900-plus games with multiple franchises, winning 951 games with San Diego and 1,052 with San Francisco.

**ALL-TIME RANKS:** Bochy is one of only 10 managers in Major League history to have guided teams to at least 3 World Series titles, and the other 9 individuals on that list have all been elected to the Baseball Hall of Fame (see separate chart)...Bochy's Giants won the World Series in 2010 (vs. Texas), 2012 (vs.

Detroit), and 2014 (vs. Kansas City)...he is one of 5 managers in MLB history to lead a team to 3 titles in a 5-year span, joining Connie Mack, Joe McCarthy, Casey Stengel, and Joe Torre...Bochy has 2003 career wins as a manager, 12th-most in Major League history, and he needs just 38 more wins to crack the top 10 in that category...Bochy's 25 years as a manager are T10th-most all-time...he ranks 7th all-time in games (4032) and his 2029 losses are 5th-most in MLB history.

**POSTSEASON:** Over eight career postseason appearances as manager, Bochy has compiled a 44-33 (.571) record spanning 77 contests...the 44 playoff wins are T6th-most in MLB history, and his .571 win pct. is 5th-best all-time among the 35 managers with at least 5 postseason appearances...he has guided teams to 8 postseason appearances, 6 division titles, 4 pennants, and 3 World Series championships...the 8 postseason appearances are T9th-most in Major League history, and he is one of only 7 individuals to have won 4 league titles since the introduction of the League Championship Series round of playoffs in 1969...Bochy's 12 career World Series wins as a manager rank T10th all-time...over his last 53 postseason games spanning his time with the Giants, the club produced a 36-17 (.679) record...from 2010-2016, Bochy won 11-straight postseason rounds, which tied Joe Torre (NYY, 1998-2001) for the longest streak ever by a manager...that span was snapped when the Giants lost in Bochy's most recent postseason series (3-games-to-1 vs. CHC in 2016 NLDS)...Bochy is the first foreign-born manager to reach the World Series (1998 w/ SD) and first European-born manager to win a World Series (2010 w/ SF).

**SAN FRANCISCO:** Most recently spent three seasons (2020-22) as a Special Advisor with the Giants, fulfilling various club assignments after his last season in the San Francisco dugout in 2019...produced a 1052-1054 (.500) record over 13 seasons and 2106 games as Giants manager from 2007-19, making four postseason appearances with three World Series championships (2010-12-14) and a pair of N.L. West titles (2010 and 2012)...the Giants' championship in 2010 was their first in San Francisco history (since 1958) and first overall since the New York Giants won in 1954...San Francisco was 695-601 from 2009-16, posting winning records in 7 of 8 campaigns for MLB's 5th-highest win total in that span (730-NYY, 728-STL, 712-LAD, 707-TEX, 695-SF)...his 1052 wins with San Francisco rank 2nd in the Giants' 140-year franchise history to only Hall of Famer John McGraw (2583 wins)...was named the 38th manager in Giants history, 16th in San Francisco annals, on October 27, 2006...the only other Giants managers to win a World Series are John McGraw (1905, 21-22), Bill Terry (1933), and Leo Durocher (1954)...in 2011, Bochy was the skipper for the MLB All-Stars in Taiwan as team went 5-0 in exhibitions against the Taipei National Team.

## MOST POSTSEASON WINS, MLB HISTORY

Rk	Mgr	PS Wins
1	Joe Torre*	84
2	Tony La Russa*	71
3	Bobby Cox*	67
4	Dusty Baker	61
5	Dave Roberts	45
6	<b>Bruce Bochy</b>	<b>44</b>
	Terry Francona	44
	Jim Leyland	44
9	Casey Stengel*	37
10	Sparky Anderson*	34

\* - Elected to Baseball Hall of Fame

**SAN DIEGO:** Prior to joining the Giants' organization, Bochy was the manager of the San Diego Padres from 1995-2006... to this day, his 951 victories with the Padres are the most in franchise history...4 of the 7 postseason appearances in San Diego franchise history (beg. 1969),

as well as 4 of the 5 division titles in club annals, came in his managerial tenure...Bochy became the first Padres skipper to earn N.L. Manager of Year honors when he led the 1996 club to their first NL West title since 1984...won both the BBWAA award and The Sporting News accolade (voted upon by senior circuit managers)...two years later, he was named 1998 N.L. Manager of Year by The Sporting News for 2nd time in 3 seasons, and was runner-up to Houston's Larry Dierker in BBWAA voting...guided the 1998 Padres to a club-record 98 wins and their 2nd – and most recent – N.L. pennant...overall, Bochy logged a 24-year affiliation with the Padres organization from 1983-2006...he was named Padres manager on October 21, 1994...served as manager for 2004 and 2006 MLB All-Star squads in MLB Japan series following those seasons.

**COACHING CAREER:** Following end of playing career in 1988, served as a minor league manager in the San Diego system in the Northwest League (Spokane, 1989), Cal League (Riverside, 1990; High Desert, 1991), and Texas League (Wichita, 1992)... he served as third base coach for the Major League team on Manager Jim Riggelman's Padres staff in 1993-94 prior to being named manager following the 1994 campaign.

**PLAYING CAREER:** The former catcher spent parts of 9 Major League seasons with Houston (1978-80), New York-NL (1982) and San Diego (1983-87)...compiled a lifetime .239 batting average with 26 HR and 93 RBI in 358 career games...he played for Hall of Fame manager Dick Williams in San Diego... Bochy made his big league debut with HOU on 7/18/78 at NYM, going 2-for-3 at Shea Stadium...hit his 1st MLB HR on 7/20/78 at NYM, a solo shot off Mets' Kevin Kobel in Game 2 of a doubleheader...hit HR off 3 different Hall of Famers: 9/18/82 vs. STL-G2 (Jim Kaat), 5/26/85 at PHI (Steve Carlton), and 7/1/85 vs. HOU (Nolan Ryan)...his blast off Ryan was a walk-off shot in the 10th inning at Jack Murphy Stadium, the only game-ending HR ever allowed by the Texas legend...it was one of 3 career walk-off HR for Bochy (also 4/14/86 vs. LAD and 7/4/86 vs. CHC)...faced 12 different HOF pitchers in his career, and batted .290/.319/.493/.812 (20-69) against them with 3 HR and 7 RBI...was with a pair of playoff teams, the 1980 Astros and 1984 Padres...saw action in one game of 1980 NLCS G4 vs. PHI and had a pinch single in 1984 WS G5 at DET...was behind the plate on 9/11/85 in Cincinnati when Reds' Pete Rose collected record-breaking hit no. 4192 off Padres' Eric Show...set career highs with 1986 Padres in HR (8), RBI (22), games (63) and games started (29)...last MLB game was 10/4/87 vs. LAD (0-for-1 as PH) and played final pro season with Las Vegas in 1988.

**DID YOU KNOW?:** Research indicates that Bochy becomes just the third individual ever hired to manage a team (Texas) which he had previously beaten as a manager in the World Series... Bochy's Giants beat the Rangers in the 2010 World Series... Joe Girardi managed the Phillies from 2020-22 after having previously beaten the team as Yankees manager in the 2009 Fall Classic...Johnny Keane managed the Yankees in 1965-66 after piloting the Cardinals' 1964 World Series win over New York-AL.

**AMATEUR:** Graduated from Melbourne (FL) High School in 1974...played at Eastern Florida State College, where he was tabbed for All-American honors for team that won the state championship in 1975...selected by the Chicago White Sox in the 8th round of the 1975 MLB January Draft-Regular Phase, but did not sign...selected by the Houston in the 1st round (23rd overall) of the 1975 MLB June Draft-Secondary Phase and signed with the Astros...had been committed to play at South Alabama before signing...the field at Eastern Florida State College was renamed Bruce Bochy Field on 1/14/11.

**COMMUNITY:** Since joining the Rangers, Bochy has visited patients at Medical City Children's Hospital in Dallas (12/19/22) and participated in a youth coaches clinic at the Texas Rangers Youth Academy (1/29/23)...he also attended the club's winter awards dinner (1/27/23) and Fan Fest (1/28/23)...Bochy previously participated in the yearly American Heart Association's Heart Walk in San Francisco, leading the walkers down the Embarcadero to raise awareness and funds for heart health... Bruce and his wife, Kim, supported San Francisco's Homeless Prenatal Program, assisting pregnant women and their children transition to a more empowered life, by participating in an annual fundraiser...in 2015, Bochy published a book titled "A Book Of Walks," describing his favorite walks around San Francisco and other Major League cities...Bochy donated all the proceeds of the book to sponsor programs at the Wellstone Center in the Redwoods near Santa Cruz, CA.

**PERSONAL:** Bruce Douglas Bochy...he and his wife, Kim, reside in Nashville...the couple has 2 sons, Greg and Brett, and 3 grandchildren: Braxton Douglas (1/24/18) and Maddox Melrose (2/25/20), born to Greg and his wife McKenna, and Blakely Grace (8/4/18), born to Brett and wife Kelsey...Greg spent several seasons playing minor league baseball in the Padres system... Brett was drafted by the Giants in 2010 and was called up to the Majors on 9/2/14, making Bruce the 8th manager in MLB history to manage his own son...on 9/13/14., Bruce became the first manager to give the ball to his son coming out of the bullpen... Bruce and Kim met while at Brevard Community College in 1975 and they married in 1978...Bruce was baseball teammates with actor/comedian Darrell Hammond in high school...born in Landes de Bussac, France on 4/16/55, Bochy is one of 8 Major Leaguers to be born in France, where his father, Sgt. Major Gus Bochy, was stationed as a U.S. Army NCO at the time.

### HIGHEST CAREER POSTSEASON WIN PCT., MANAGERS WITH AT LEAST 5 APPEARANCES

Win Pct.	Manager	W-L
.698	Joe McCarthy*	30-13
.618	Sparky Anderson*	34-21
.592	Joe Torre*	84-58
.587	Casey Stengel*	37-26
<b>.571</b>	<b>Bruce Bochy</b>	<b>44-33</b>

\* - Elected to Baseball Hall of Fame

## TEXAS RANGERS MANAGERIAL HISTORY

Ted Williams resigned at end of the 1972 season  
 Whitey Herzog hired, November 2, 1972/released Sept. 7, 1973  
 Del Wilbur managed September 8, 1973 (Interim)  
 Billy Martin hired September 8, 1973/released July 21, 1975  
 Frank Lucchesi hired July 21, 1975/released June 22, 1977  
 Eddie Stanky hired June 22, 1977/resigned June 23, 1977  
 Connie Ryan interim manager for six games  
 Billy Hunter hired June 28, 1977/released September 30, 1978  
 Pat Corrales hired October 1, 1978/released October 5, 1980  
 Don Zimmer hired November 12, 1980/released July 28, 1982  
 Darrell Johnson hired July 28, 1982/released October 3, 1982  
 Doug Rader hired November 1, 1982/released May 16, 1985  
 Bobby Valentine hired May 16, 1985/ released July 9, 1992  
 Toby Harrah interim manager for four games  
 Toby Harrah hired July 16, 1992/released October 4, 1992  
 Kevin Kennedy hired October 26, 1992/released October 12, 1994  
 Johnny Oates hired October 19, 1994  
 Oates took leave of absence April 20, 1995  
 Jerry Narron interim manager for five games  
 Oates returned May 1, 1995/stepped down May 4, 2001  
 Narron appointed May 4, 2001/dismisssed October 1, 2002  
 Buck Showalter hired October 11, 2002/dismisssed October 4, 2006  
 Ron Washington hired November 6, 2006/resigned September 5, 2014  
 Tim Bogar interim manager for four games  
 Jeff Banister appointed October 16, 2014/dismisssed September 21, 2018  
 Don Wakamatsu interim manager for 10 games  
 Chris Woodward appointed November 3, 2018/dismisssed August 15, 2022  
 Tony Beasley interim manager for 48 games  
 Bruce Bochy appointed October 21, 2022

## TEXAS RANGERS ALL-TIME MANAGERIAL WINS

MANAGER	YEARS	GAMES	WON	LOST	PCT.
Ron Washington	2007-14	1275	664	611	.521
Bobby Valentine	1985-92	1186	581	605	.490
Johnny Oates	1995-2001	983+	506	476	.515
Jeff Banister	2015-18	638	325	313	.509
Buck Showalter	2003-06	648	319	329	.492
Chris Woodward	2019-22	498	211	287	.424
Pat Corrales	1978-80	326++	160	164	.494
Doug Rader	1983-85	356+	155	200	.437
Billy Hunter	1977-78	254	146	108	.575
Frank Lucchesi	1975-77	291	142	149	.488
Kevin Kennedy	1993-94	276	138	138	.500
Billy Martin	1973-75	279+	137	141	.493
Jerry Narron	2001-02	296	134	162	.453
Don Zimmer	1981-82	201	95	106	.473
Ted Williams	1972	154	54	100	.351
Whitey Herzog	1973	138	47	91	.341
Toby Harrah	1992	76	32	44	.421
Darrell Johnson	1982	66	26	40	.394
Tony Beasley*	2022	48	17	31	.354
Tim Bogar*	2014	22	14	8	.636
Don Wakamatsu*	2018	10	3	7	.300
Connie Ryan*	1977	6	2	4	.333
Eddie Stanky	1977	1	1	0	1.000
Del Wilbur*	1973	1	1	0	1.000
*Interim			+One Tie		++Two Ties

## BOCHY CAREER COACHING RECORD

YEAR(S)	POSITION	TEAM
1989	Manager	Spokane (Padres Rookie)
1990	Manager	Riverside (Padres High-A)
1991	Manager	High Desert (Padres High-A)
1992	Manager	Wichita (Padres Double-A)
1993-94	Third base coach	San Diego Padres
1995-2006	Manager	San Diego Padres
2007-19	Manager	San Francisco Giants
2020-22	Special Assistant	San Francisco Giants
2022	Manager	Team France (WBC)

## BRUCE BOCHY CAREER PLAYING RECORD

YEAR	CLUB	AVG	G	AB	R	H	TB	2B	3B	HR	RBI	SH	SF	BB-1	SO	SB	CS	HP	GDP	OBP	SLG
1975	Covington—1,2	.338	37	145	31	49	70	9	0	4	34	0	0	11-0	18	0	0	0	0	.385	.483
1976	Dubuque	.243	30	103	9	25	32	4	0	1	8	1	0	12-0	11	1	0	0	0	.322	.311
	Columbus	.230	69	230	9	53	59	6	0	0	16	1	1	14-0	30	0	3	0	6	.274	.257
1977	Cocoa	.254	128	430	40	109	140	18	2	3	35	0	5	35-0	50	0	2	1	0	.308	.326
1978	Columbus	.268	79	261	25	70	105	10	2	7	34	6	1	13-0	30	0	2	3	0	.309	.402
	Houston	.266	54	154	8	41	58	8	0	3	15	0	2	11-4	35	0	0	0	8	.311	.377
1979	Houston	.217	56	129	11	28	35	4	0	1	6	0	0	13-4	25	0	0	1	5	.294	.271
1980	Houston—3	.182	22	22	0	4	5	1	0	0	0	0	0	5-1	7	0	0	1	0	.357	.227
1981	Tidewater	.227	85	269	23	61	100	11	2	8	38	3	2	22-3	47	0	3	1	0	.286	.372
1982	Tidewater	.227	81	251	32	57	113	11	0	15	52	6	0	19-1	47	2	3	0	0	.275	.450
1982	New York-NL-4	.306	17	49	4	15	25	4	0	2	8	0	0	4-0	6	0	0	0	1	.359	.510
1983	Las Vegas	.303	42	145	28	44	87	8	1	11	33	0	4	15-1	25	3	1	1	0	.364	.600
	San Diego	.214	23	42	2	9	12	1	1	0	3	0	2	0-0	9	0	0	0	2	.250	.286
1984	Las Vegas	.265	34	121	18	32	60	7	0	7	22	0	2	17-0	13	0	0	0	0	.350	.496
	San Diego	.228	37	92	10	21	40	5	1	4	15	1	1	3-0	21	0	1	0	2	.250	.435
1985	San Diego	.268	48	112	16	30	50	2	0	6	13	2	0	6-1	30	0	0	0	1	.305	.446
1986	San Diego	.252	63	127	16	32	65	9	0	8	22	1	0	14-3	23	1	0	0	3	.326	.512
1987	San Diego	.160	38	75	8	12	21	3	0	2	11	0	1	11-1	21	0	1	0	3	.264	.280
1988	Las Vegas	.231	53	147	17	34	54	5	0	5	13	0	1	17-2	28	1	0	1	0	.313	.367
	MAJOR TOTALS	.239	358	802	75	192	311	37	2	26	93	4	6	67-14	177	1	2	2	25	.298	.388
	MINOR TOTALS	.254	638	2102	232	534	820	89	7	61	285	11	22	175-7	299	7	14	7	0	.311	.390

- 1-Selected by Chicago-AL in the 8th round of the 1975 January-Regular Phase Draft...did not sign.
- 2-Selected by Houston in the 1st round of the 1975 June-Secondary Phase Draft.
- 3-Acquired by New York-NL in exchange for C/OF Stan Hough and SS/3B Randy Rogers on Feb. 11, 1981.
- 4-Released by New York-NL on Jan. 21, 1983....signed with San Diego on Feb. 23, 1983

## MOST WINS AS MANAGER, MLB HISTORY

Rk	Manager	Wins	Rk	Manager	Wins	Rk	Manager	Wins
1	Connie Mack*	3731	7	Bucky Harris*	2158	12	Bruce Bochy	2003
2	Tony La Russa*	2902	8	Joe McCarthy*	2125	13	Casey Stengel*	1905
3	John McGraw*	2763	9	Dusty Baker	2093	14	Gene Mauch	1902
4	Bobby Cox*	2504	10	Walter Alston*	2040	15	Bill McKechnie*	1896
5	Joe Torre*	2326	11	Leo Durocher*	2008	16	Terry Francona	1874
6	Sparky Anderson*	2194						

\* - Elected to Baseball Hall of Fame

## BRUCE BOCHY RECORD AS MANAGER

YEAR	CLUB	LEAGUE	W	L	PCT.	FINISH	POSTSEASON
1995	San Diego	National	70	74	.486	3rd	
1996	San Diego	National	91	71	.562	1st	Lost in NLDS*
1997	San Diego	National	76	86	.469	4th	
1998	San Diego	National	98	64	.605	1st	Lost in World Series#
1999	San Diego	National	74	88	.457	4th	
2000	San Diego	National	76	86	.469	5th	
2001	San Diego	National	79	83	.488	4th	
2002	San Diego	National	66	96	.407	5th	
2003	San Diego	National	64	98	.395	5th	
2004	San Diego	National	87	75	.537	3rd	
2005	San Diego	National	82	80	.506	1st	Lost in NLDS%
2006	San Diego	National	88	74	.543	1st	Lost in NLDS^
2007	San Francisco	National	71	91	.438	5th	
2008	San Francisco	National	72	90	.444	4th	
2009	San Francisco	National	88	74	.543	3rd	
2010	San Francisco	National	92	70	.568	1st	Won World Series&
2011	San Francisco	National	86	76	.531	2nd	
2012	San Francisco	National	94	68	.580	1st	Won World Series+
2013	San Francisco	National	76	86	.469	4th	
2014	San Francisco	National	88	74	.543	2nd	Won World Series>
2015	San Francisco	National	84	78	.519	2nd	
2016	San Francisco	National	87	75	.534	2nd	Lost in NLDS/
2017	San Francisco	National	64	98	.395	5th	
2018	San Francisco	National	73	89	.451	4th	
2019	San Francisco	National	77	85	.475	3rd	
<b>MAJOR LEAGUE TOTALS</b>			<b>2003</b>	<b>2029</b>	<b>.497</b>		

\* - Lost to St. Louis, 3-0 in National League Division Series

# - Lost to New York-AL, 4-0 in World Series; Won over Atlanta, 4-2 in National League Conference Series; Won over Houston, 3-1 in National League Division Series

% - Lost to St. Louis, 3-0 in National League Division Series

^ - Lost to St. Louis, 3-1 in National League Division Series

&amp; - Won over Texas, 4-1 in World Series; Won over Philadelphia, 4-2 National League Conference Series; Won over Atlanta, 3-0 in National League Division Series

+ - Won over Detroit, 4-0 in World Series; Won over St. Louis, 4-3 in National League Conference Series; Won over Cincinnati, 3-2 in National League Division Series

&gt; - Won over Kansas City, 4-3 in World Series; won over St. Louis, 4-1 in National League Conference Series; Won over Washington, 3-1 in National League Division Series; Won over Pittsburgh, 1-0 in National League Wild Card

/ - Lost to Chicago-NL, 3-1 in National League Division Series; Won over New York-NL, 1-0 in National League Wild Card

YEAR	CLUB	LEAGUE	— FULL SEASON —		
			W	L	FINISH
1989	Spokane	Northwest/A-	41	34	a-1st
1990	Riverside	California/A+	64	78	4th
1991	High Desert	California/A+	73	63	b-2nd
1992	Wichita	Texas/AA	70	66	c-2nd
<b>MINOR LEAGUE TOTALS</b>			<b>248</b>	<b>241</b>	<b>.507</b>

a - Won over Southern Oregon, 2-1 in Northwest League Championship

b - Won over Stockton, 3-2 in California League Championship; Won over Bakersfield, 3-0 in opening playoff round

c - Won over Shreveport, 4-0 in Texas League Championship; Won over El Paso, 2-1 in opening playoff round


## MOST WORLD SERIES CHAMPIONSHIPS AS MANAGER, MLB HISTORY

No.	Manager	Team(s)	Years
7	Joe McCarthy*	NY Yankees	1932/1936/1937/1938/1939/1941/1943
7	Casey Stengel*	NY Yankees	1949/1950/1951/1952/1953/1956/1958
5	Connie Mack*	Philadelphia Athletics	1910/1911/1913/1929/1930
4	Walter Alston*	Brooklyn Dodgers	1955/1959/1963/1965
4	Joe Torre*	NY Yankees	1996/1998/1999/2000
3	Sparky Anderson*	Cincinnati Reds	1975/1976/1984
3	<b>Bruce Bochy</b>	San Francisco Giants	<b>2010/2012/2014</b>
3	Miller Huggins*	NY Yankees	1923/1927/1928
3	Tony La Russa*	Oakland Athletics	1989/2006/2011
3	John McGraw*	NY Yankees	1905/1921/1922

\* - Elected to Baseball Hall of Fame



# TONY BEASLEY



**3B COACH #27**

**R**  
BATS

**R**  
THROWS

**5'8"**  
HEIGHT

**165**  
WEIGHT

**56**  
OPENING DAY AGE

**BORN** December 6, 1966 in Fredericksburg, VA

**RESIDES** Ruther Glen, VA

**TENURE** Is in his ninth season as Rangers third base coach...named to the Major League staff on November 18, 2014.

FRONT OFFICE

COACHES

PLAYERS

2022 REVIEW

OPPONENTS

RECORDS

DEVELOPMENT

MEDIA

**TEXAS:** The affable Beasley returns for a ninth season as Rangers third base coach after being hired on November 18, 2014... served as club's interim manager from 8/15/22-end of season, with club going 17-31 (.354) over that span in Beasley's first games as a MLB manager...is the longest-tenured member of the staff, as his nine years on the coaching staff (including 2023) will rank tied for third-most in Texas history...the only individuals with more seasons are Rudy Jaramillo (15), Jackie Moore (12), and Don Wakamatsu (9)...Beasley will be the longest-serving third base coach in Rangers history...has been in third base coach's box for five straight seasons after he did not serve in an on-field capacity at any point in 2016 due to medical issues (see below)...has coached infielders, outfielders, and baserunning at various times in his Rangers tenure...before his arrival in Texas, had a long history in the Pirates organization, having served as a PIT farm system coach and manager from 1998-2005 plus 2007, and on Buccs' Big League staff from 2008-10...also served as Washington Nationals 3rd base coach in 2006...has guided his clubs to postseason in six of eight years as a minor league manager.

**AWARD TOUR:** Was selected as winner of the 2019 Jim Sundberg Community Achievement Award for his charitable efforts with the club, which have spanned his eight years in Texas...Beasley was also previously selected as the recipient of the 2016 Harold McKinney Good Guy Award by the DFW chapter of the Baseball Writers Association of America.

**2016 SEASON:** Saw limited activity in 2016 as he underwent treatment including surgery for rectal cancer...announcement of his diagnosis was made on Feb. 19, 2016, and he was with the club at various points that year throughout Spring Training, the regular season, and postseason surrounding his chemotherapy treatments in Phoenix, Houston, and Arlington...announcement declaring that Beasley is cancer-free was made on Dec. 8, 2016.

**WASHINGTON:** Prior to joining the Rangers, spent four seasons in the Nationals organization as a minor league co-field coordinator (2014), and manager at both Triple-A Syracuse (2012-13) and Double-A Harrisburg (2011)...he was also the club's MLB third base coach in 2006 under manager Frank Robinson...his

## RECORD AS MANAGER

YEAR	CLUB	LEAGUE	— FIRST HALF/FULL SEASON —			— SECOND HALF —		
			W	L	FINISH	W	L	FINISH
2001	Williamsport	New York-Penn/R	48	26	a-1st			
2002	Hickory	South Atlantic/A	44	26	b-1st	39	30	2nd
2003	Hickory	South Atlantic/A	42	25	c-1st	40	29	2nd
2004	Altoona	Eastern/AA	85	56	d-1st			
2005	Altoona	Eastern/AA	76	66	e-2nd			
2011	Harrisburg	Eastern/AA	80	62	f-1st			
2012	Syracuse	International/AAA	70	74	5th			
2013	Syracuse	International/AAA	66	78	6th			
2022	Texas	American	17	31	4th			
<b>MAJOR LEAGUE TOTALS</b>			<b>17</b>	<b>31</b>	<b>.354</b>			
<b>MINOR LEAGUE TOTALS</b>			<b>590</b>	<b>472</b>	<b>.556</b>			

- a - Won 2-1 over Jamestown in New York-Penn League Division Series; Trailing 0-1 to Brooklyn in New York-Penn League Championship Series when season was halted and teams were co-champs.
- b - Won 2-0 over Delmarva in South Atlantic League Division Series; Won 3-2 over Columbus in South Atlantic League Championship.
- c - Lost 2-1 to Rome in South Atlantic League Division Series.
- d - Won 3-0 over Erie in Eastern League Division Series; Lost 3-0 to New Hampshire in Eastern League Championship Series.
- e - Lost 3-2 to Akron in Eastern League Division Series.
- f - Lost 3-0 to Richmond in Eastern League Division Series.

2011 Harrisburg was 80-62, winning Eastern League Western Division title...during his time in Nats' system, managed Bryce Harper, Anthony Rendon, and Tanner Roark.

**PITTSBURGH:** Was with the Pittsburgh Pirates from 2007-10, where he worked with former Rangers manager Jeff Banister, spending the last three seasons of that stint (2008-10) as the Major League club's third base coach and baserunning instructor...he was club's minor league infield coordinator in 2007...also spent the final six seasons of his minor league playing career in the organization before serving as a farm system coach and manager from 1998-2005...was selected as Double-A Manager of the Year by Baseball America in 2004 after guiding Altoona to the Eastern League Championship Series...also served as a coach for the U.S. team at the MLB Futures Game that year, and managed Mesa in the Arizona Fall League after regular season...served as a player/coach in 1998 with Single-A Carolina and then retired as a player to become a full-time coach in Pirates organization.

**PLAYING CAREER:** Originally selected by Baltimore in 19th round of 1989 June draft...hit .260 with 22 homers and 243 RBI in 859 games over 9 minor league seasons in the Pirates and Orioles chains from 1989-98...was a 1990 and 1991 Carolina League All-Star and a 1996 Southern League All-Star.

**PERSONAL:** Anthony Wayne Beasley...resides in Ruther Glen, VA with wife Stacy and son Anthony Jr. (10/3/94)...native of Bowling Green, VA...the gifted singer has performed his rendition of the National Anthem before games on different occasions...the most notable versions came prior to the Rangers' season opener on April 3, 2017 vs. Cleveland, which marked his return to the field following a battle with rectal cancer, and on September 27, 2019 vs. New York-AL prior to the start of the final series ever at Globe Life Park in Arlington...throughout his playing and coaching career, has worked as a lumberjack at his father's lumber company in the offseason...managed the NY-Penn League's Williamsport Crosscutters in 2001, a team named for that city's logging heritage...his uncle, Lewis "Lew" Beasley saw his only MLB action with the 1977 Rangers.





# SETH CONNER

**R**  
BATS

**R**  
THROWS

**6'2"**  
HEIGHT

**205**  
WEIGHT

**31**  
OPENING DAY AGE

**BORN** January 29, 1992 in Rogersville, MO

**RESIDES** Arlington, TX

**TENURE** Is in his second season as Rangers assistant hitting coach after being named to the Major League staff on January 6, 2022.

**ASST. HITTING #86**

FRONT OFFICE

COACHES

PLAYERS

2022 REVIEW

OPPONENTS

RECORDS

DEVELOPMENT

MEDIA

**TEXAS:** Seth Conner begins both his second season on a Major League staff and his second year in the Texas organization after being hired as assistant hitting coach on January 6, 2022... Conner is responsible for assisting bench coach/offensive coordinator Donnie Ecker and hitting coach Tim Hyers...worked with hitters throughout the 2022-23 offseason at Globe Life Field...Conner was a minor league hitting coach for seven years from 2015-21 following the end of his playing career.

**2021:** Spent one season in the Minnesota Twins organization as a hitting coach with the club's Florida Complex League affiliate.

**PREVIOUS COACHING EXPERIENCE:** Spent three years as a hitting coach in Los Angeles Dodgers system from 2018-20, and he was slated to be at Great Lakes (A) in Midwest League for the cancelled 2020 minor league campaign...he was at Ogden (Rookie) in 2019 after spending one previous year at Great Lakes in 2018...began his coaching career in 2015-16 in Toronto Blue Jays organization at the conclusion of his playing career.

**PLAYING CAREER:** Combined to bat .244 with 6 home runs and 76 RBI over 187 professional games in the Toronto system,

spending significant time at catcher, first base, and third base...hit .276/.395/.420/.815 in 50 games with the Gulf Coast League Blue Jays in 2011, posting nearly as many walks (30) as strikeouts (37) in his pro debut...would slash a combined .291/.414/.411/.826 over 54 games in his next season with GCL Blue Jays and Bluefield (Rookie)...appeared in just 2 games in 2015-16 while transitioning to a coaching career, with his final contest for Double-A New Hampshire on July 18, 2016 vs. Reading (1-for-3, RBI).

**AMATEUR CAREER:** Selected by Toronto in the 41st round of the 2010 MLB Draft and signed by Toronto scout Darin Vaughan... was picked out of Logan-Rogersville High School near Springfield, Mo.

**PERSONAL:** Seth Aaron Conner...he and wife Laura reside in Arlington with son Hudson (7) and daughter Haddie (5)...Seth has pursued and is close to completing a bachelor's degree in Christian Leadership and Business Management from Liberty University.

## MOST SEASONS AS MANAGER, MLB HISTORY

Rank	Yrs	Manager	From	To
1	53	Connie Mack*	1894	1950
2	35	Tony La Russa*	1979	2022
3	33	John McGraw*	1899	1932
4	29	Bobby Cox*	1978	2010
	29	Bucky Harris*	1924	1956
	29	Joe Torre*	1977	2010
7	27	Candy Jim Taylor	1920	1947
8	26	Sparky Anderson*	1970	1995
	26	Gene Mauch	1960	1987
10	25	Dusty Baker	1993	2022
	<b>25</b>	<b>Bruce Bochy</b>	<b>1995</b>	<b>2019</b>
	25	Bill McKechnie*	1915	1946
	25	Casey Stengel*	1934	1965
14	24	Joe McCarthy*	1926	1950
	24	Leo Durocher*	1939	1973

\* - Elected to Baseball Hall of Fame

# DONNIE ECKER



**L**  
BATS

**R**  
THROWS

**6'4"**  
HEIGHT

**220**  
WEIGHT

**37**  
OPENING DAY AGE

**BORN** March 9, 1986 in Bakersfield, CA

**RESIDES** Los Altos, CA

**TENURE** Is in his second season as Rangers bench coach and offensive coordinator after being named to the Major League staff on Nov. 1, 2021.

FRONT OFFICE

COACHES

**TEXAS:** Ecker, who will be 37 for the 2023 season, was hired by the Rangers on November 1, 2021 and will be in his second season as the club's bench coach and offensive coordinator... Rangers' 707 runs in 2022 ranked 5th in the A.L. and 12th in MLB, as team was shut out a MLB-low 4 times last season... in his role, Ecker has oversight of the Rangers' overall hitting program at both the Major and Minor League levels...when it comes to hitting, Ecker's teaching methods incorporate human movement research and technology-based applications to the body and swing...he is an Integrated Movement Specialist and certified under the IFPA Biomechanics of Sports.

PLAYERS

**AWARD WINNER WITH SAN FRANCISCO:** Ecker was selected 2021 MLB Coach of the Year by *Baseball America* in an announcement on 12/6/21 for his work with the Giants in the 2021 campaign... he spent two seasons as the Giants' Major League Hitting Coach in 2020-21...the National League West-champion Giants led the senior circuit in slugging (.440) and OPS (.769) in 2021, as the club's franchise-record 241 home runs ranked second in MLB to only Toronto (262)...SF batters set a MLB record with 18 pinch-hit HR in '21, also leading all clubs with 111 home runs that either gave the Giants a lead or tied a game...the Giants' .253 batting average in 2020-21 was the second-highest in the National League and sixth-highest in the Majors.

2022 REVIEW

OPPONENTS

**PRO COACHING CAREER:** Ecker has spent eight seasons as a coach in professional baseball, including the last four seasons on a MLB staff...he served as assistant hitting coach with the Cincinnati Reds in 2019, where he crossed paths with Rangers Hitting Director Cody Atkinson...prior to working in Cincinnati, Ecker spent one season with Salt Lake (AAA) in the Angels' system in 2018...that year, the Bees led the PCL in batting

RECORDS

DEVELOPMENT


MEDIA

average (.290), runs scored (824), home runs (173), RBI (783), slugging percentage (.480), OPS (.841) and finished second among PCL teams in doubles (291) and OBP (.361)...from 2015-2017, Ecker spent three seasons in the Cardinals minor league system as a hitting coach at High-A Palm Beach (2015-16) and A-ball Peoria (2017)...in 2017, the Chiefs hit the fourth-most homers in the 16-team Midwest League.

**PREVIOUS COACHING EXPERIENCE:** After beginning his coaching career in 2011 at Los Altos (CA) High School, his alma mater, Ecker was hired on to be the team's Head Assistant Coach...in 2013, he took over as the Varsity Head Coach and held that role through the 2014 season before being hired to work for the St. Louis organization.

**PLAYING CAREER:** Ecker was drafted out of high school in the 28th round of the 2004 MLB Draft by the Reds, but decided to attend Long Beach State on a baseball scholarship...also had a football scholarship offer from the University of Nevada to play quarterback that was eventually turned down to pursue baseball...was later drafted by the Rangers in the 22nd round of the 2007 MLB Draft out of Lewis & Clark State College...played two seasons in the Rangers system (2007-2008) before starting his coaching career.

**PERSONAL:** Donald Joseph Ecker...single...double majored in Communications and Business Leadership at Lewis & Clark and Ashford University...off the field, has spent the last decade studying under top experts across the world in the fields of golf, skill acquisition, cricket, human performance, and analytical driven systems that correlate to the baseball swing.



# BRETT HAYES

**R**  
BATS

**R**  
THROWS

**6'1"**  
HEIGHT

**200**  
WEIGHT

**39**  
OPENING DAY AGE

**BORN** February 13, 1984 in Pasadena, CA

**RESIDES** Lewisville, TX

**TENURE** Is in his second season as Rangers bullpen coach... named to the Major League staff on January 6, 2022.

**BULLPEN #87**

**IN THE BULLPEN:** Hayes, 39, will be in his sixth season as part of the Rangers staff, his second as bullpen coach with full-time status on the Major League coaching staff...he previously served as the club's Coordinator of Run Prevention from 2018-21 following a 13-year playing career...Hayes has been a constant presence in the club's travel party for the past several years, mapping pregame planning for Rangers pitchers and catchers throughout the season.

**SHOW ME THE WAY:** In his previous role with the club as Coordinator of Run Prevention, Hayes wrote comprehensive advance scouting reports on each upcoming opponent with a focus on run prevention...he also had a role in communicating the information he generated, helping players and staff more easily digest and implement the reports.

**PLAYING CAREER:** Hayes played for the Rangers' Triple-A Round Rock affiliate in 2017, ending a 13-year professional career in the Florida/Miami, Kansas City, Cleveland, Arizona, Chicago-AL, and Texas organizations...he appeared in 189 Major League games with the Marlins (2009-12), Royals (2013-14), and Indians (2015), posting 13 home runs, 26 doubles, and 37 RBI...was originally selected by the Marlins in the 2nd round of the 2005 June draft.

Made ML debut on 5/22/09 vs. TB as def. replacement, hitting line single to LF in 1st PA to lead off 9th inning against Dale Thayer...hit 1st ML HR on 9/5/09 at WAS off Victor Garate, his

lone career PH home run...spent entire 2011 season with the Marlins, starting 33 games at catcher behind John Buck...set career highs in most offensive categories, including games (64), hits (30), homers (5), and RBI (16)...career-high 4 RBI, 6/5/11 vs. MIL, when he hit his only ML grand slam off Marco Estrada...with Omaha in 2014, was the MVP of the Triple-A Championship Game vs. Pawtucket in Charlotte, going 2-for-4 with tie-breaking 2-run homer in 4-2 win...final ML hit/HR came with CLE on 5/15/15 at TEX, solo shot off Kyuji Fujikawa in the latter's final MLB appearance, same game in which Rangers' Adrian Beltre hit career HR no. 400...last big league game was with CLE on 5/23/15 vs. CIN.

**AMATEUR:** Played three seasons at the University of Nevada-Reno, earning 1st team All-WAC honors at catcher all 3 years...was a finalist for the 2005 Johnny Bench Award presented to the top collegiate catcher...was named a Freshman All-American and WAC Freshman of the Year in 2003...was a member of the gold medal winning Team USA in the 2004 FISU II World University Championships...played baseball and football at Notre Dame High School in Sherman Oaks, CA (graduated 2002)...was all-league in both sports as a junior and senior.

**PERSONAL:** Brett Gregory Hayes...he and his wife, Elly, have three children: daughters Camden and Jordan, and son Hudson...his father, Tim Jr. was selected by KC in the 1975 MLB January Draft but did not play professionally...his great-grandfather, Tim played in the CLE system.

## MAJOR LEAGUE CAREER PLAYING RECORD

YEAR	CLUB	AVG	G	AB	R	H	TB	2B	3B	HR	RBI	SH	SF	BB-I	SO	SB	CS	HP	GIDP	OBP	SLG
2009	Florida	.273	14	11	5	3	7	1	0	1	2	0	0	0-0	4	0	0	1	1	.333	.636
2010	Florida	.208	26	77	6	16	30	6	1	2	6	0	0	6-1	26	0	0	0	1	.265	.390
2011	Florida	.231	64	130	19	30	54	9	0	5	16	3	0	11-2	39	0	0	0	2	.291	.415
2012	Miami	.202	39	114	7	23	29	6	0	3	0	0	0	4-3	49	1	0	0	1	.229	.254
2013	Kansas City	.278	5	18	2	5	11	3	0	1	2	0	0	0-0	3	0	0	0	0	.278	.611
2014	Kansas City	.135	27	52	3	7	11	1	0	1	2	0	0	1-0	12	0	0	0	1	.151	.212
2015	Cleveland	.156	14	32	4	5	14	0	0	3	6	1	0	3-0	7	0	0	0	0	.229	.438
<b>MAJOR TOTALS</b>		<b>.205</b>	<b>189</b>	<b>434</b>	<b>46</b>	<b>89</b>	<b>156</b>	<b>26</b>	<b>1</b>	<b>13</b>	<b>37</b>	<b>4</b>	<b>0</b>	<b>25-6</b>	<b>140</b>	<b>1</b>	<b>0</b>	<b>1</b>	<b>6</b>	<b>.250</b>	<b>.359</b>

- 1- Selected by Florida in the 2nd round of the 2005 June draft...signed on June 9, 2005.
- 2- On disabled list, July 21-Aug. 4, 2010, with left wrist contusion...included rehab assignment at Jupiter, July 30-Aug. 4.
- 3- Received by Kansas City off waivers from Miami on Nov. 2, 2012.
- 4- Signed by Cleveland as a minor league free agent on Dec. 15, 2014.
- 5- Signed by Arizona as a minor league free agent on Nov. 26, 2015.
- 6- Acquired by Chicago-AL from Arizona in exchange for cash considerations on June 1, 2016.
- 7- Signed by Texas as a minor league free agent on Feb. 8, 2017.

# TIM HYERS



HITTING #75

**L**  
BATS

**L**  
THROWS

**6'1"**  
HEIGHT

**190**  
WEIGHT

**51**  
OPENING DAY AGE

**BORN** October 3, 1971 in Atlanta, GA

**RESIDES** Loganville, GA

**TENURE** Is in his second season as Rangers hitting coach after being named to the Major League staff on November 10, 2021.

FRONT OFFICE

COACHES

PLAYERS

2022 REVIEW

OPPONENTS

RECORDS

DEVELOPMENT

MEDIA

**I LIKE TEXAS:** The 51-year-old Hyers was announced as Major League Hitting Coach on 11/10/21 and will be in his second season on the Texas staff in 2023...assisted a hitting staff that helped Texas score the A.L.'s 5th-most runs in 2022 (707), an increase of 82 runs over the previous year...will be in his eighth full season on a big league coaching staff (2016-present), and also spent bulk of 2014 as interim Red Sox MLB Hitting Coach... the highly-respected coach spent four seasons in the same role with the Boston Red Sox prior to joining Texas...spent the 2021 campaign on the same Boston coaching staff as new Rangers assistant manager Will Venable.

**SHIPPING UP TO BOSTON:** Hyers spent four seasons (2018-21) as hitting coach for the Boston Red Sox, which in 2021 ranked among MLB's top three in XBH (1st, 572), SLG (2nd, .449), BA (3rd, .261), and OPS (3rd, .777)...over Hyers' four-year tenure as BOS hitting coach (2018-21), the Red Sox offense led MLB in runs (2898), total bases (8632), XBH (1989), BA (.266), SLG (.455), and OPS (.790), going to the playoffs in both 2018 (World Series champions) and 2021 (lost in ALCS)...helped BOS batters win the Louisville Slugger Silver Slugger Award a total of 7 times while with the Red Sox: Xander Bogaerts (2019 and 2021, SS), Rafael Devers (2021, 3B), Mookie Betts (2018-19, OF), and J.D. Martinez (2018, OF and DH)...in 2019, the Red Sox set single-season franchise records in HR (245), extra-inning HR (9, tied ML record), and pinch-hitting BA (.330)...also in 2019, helped Alex Cora lead the A.L. to a 4-3 win over the N.L. in MLB's 90th All-Star Game on 7/9/19 at CLE.

Previously had several different roles in the Red Sox organization as an area scout (covering Georgia, 2009-12) and minor league hitting coordinator (2013-15), as well as spending the bulk of 2014 as the club's big league interim hitting coach after Greg Colbrunn took a medical leave of absence...while serving as Red Sox' minor league hitting coordinator from 2013-15, BOS minor league prospects included Bogaerts, Andrew Benintendi, and Devers.

**L.A. STORY:** Served as assistant hitting coach for the Los Angeles Dodgers in 2016-17...those seasons coincided with back-to-back All-Star selections and Silver Slugger Awards for current Rangers SS Corey Seager...Hyers and Seager were part of consecutive N.L. West titles and a N.L. pennant in 2017... also assumed the title of director of minor league hitting for the Dodgers in 2017.

**OTHER EXPERIENCE:** Made his coaching debut as a hitting coach with Single-A West Michigan in the Tigers' minor league system in 2002...from 2003-08, trained hitters in the Atlanta area and opened his own facility during that span.


**PLAYING CAREER:** Was selected by Toronto in the 2nd round of the 1990 MLB Draft and played 10 professional seasons in the TOR (1990-93), SD (1994-95), DET (1996-97), ARI (1998), and FLA (1998-99) organizations...played 133 ML games for the Padres (1994-95), Tigers (1996), and Marlins (1999)...while with the Padres, crossed paths with new Texas manager when he was on the coaching staff in 1994 and in his first year as manager in 1995...made MLB debut on Opening Day for Padres, 4/4/94 vs. ATL, hitting into FC as a PH against Greg Maddux...1st ML hit was 4/6/94 vs. ATL, a pinch single in 8th off Milt Hill...posted career-high 4 hits and both ML HR in same game w/ Marlins on 6/6/99 at TB, long balls off Bobby Witt and Esteban Yan at the Trop.

**PERSONAL:** Timothy James Hyers...he and wife Kristin have 3 children: Zach, Ashley, and Joseph...attended Newton High School in Covington, Ga...participated in several charity functions during time with Red Sox, including CVS Hitting Clinics at JetBlue Park and Fenway Park...visited patients at Walter Reed Medical Center in Washington, DC, in May 2019... attended Red Sox Winter Weekend in January 2019 and 2020, participating in kids clinics, a FanFest, and a fireside chat, and has participated in Sox Talk and Girls of Summer events at Fenway Park.

## MAJOR LEAGUE CAREER PLAYING RECORD

YEAR	CLUB	AVG	G	AB	R	H	TB	2B	3B	HR	RBI	SH	SF	BB-I	SO	SB	CS	HP	GDP	OBP	SLG
1994	San Diego	.254	52	118	13	30	33	3	0	0	7	2	0	9-0	15	3	0	0	1	.307	.280
1995	San Diego	.000	6	5	0	0	0	0	0	0	0	0	0	0-0	1	0	0	0	1	.000	.000
1996	Detroit	.077	17	26	1	2	3	1	0	0	0	0	0	4-2	5	0	0	0	1	.200	.115
1999	Florida	.222	58	81	8	18	30	4	1	2	12	0	1	14-0	11	0	0	0	1	.333	.370
<b>MAJOR TOTALS</b>		<b>.217</b>	<b>133</b>	<b>230</b>	<b>22</b>	<b>50</b>	<b>66</b>	<b>8</b>	<b>1</b>	<b>2</b>	<b>19</b>	<b>2</b>	<b>1</b>	<b>27-2</b>	<b>32</b>	<b>3</b>	<b>0</b>	<b>0</b>	<b>4</b>	<b>.298</b>	<b>.287</b>

- 1- Selected by Toronto in the 2nd round of the 1990 MLB Draft...signed on June 9, 1990.
- 2- Selected by San Diego from Toronto in the 1993 Rule 5 Draft.
- 3- Sent to Detroit by San Diego as part of a conditional trade.
- 4- Granted free agency on Oct. 15, 1997...signed with Arizona as a free agent on Jan. 21, 1998.
- 5- Released by Arizona on April 22, 1998...re-signed with Arizona as a free agent on April 30, 1998.
- 6- Released by Arizona on May 19, 1998...signed by Florida as a free agent on May 22, 1998.
- 7- Granted free agency on Oct. 4, 1999.



# MIKE MADDUX

**L**  
BATS

**R**  
THROWS

**6'2"**  
HEIGHT

**190<sup>lb</sup>**  
WEIGHT

**61**  
OPENING DAY AGE

**BORN** August 27, 1961 in Dayton, OH

**RESIDES** Westlake, TX

**TENURE** Is in his first season as Rangers pitching coach after being named to the Major League staff on Nov. 23, 2022...this is his second stint on the staff as he was also pitching coach from 2009-15.

**RETURN OF THE MAD DOG:** Maddux was hired as Rangers pitching coach on November 23, 2022, returning for a second stint on the Texas coaching staff after serving in the same role for seven consecutive years from 2009-15...this will be his eighth season overall as the Rangers pitching coach, which will match the club record for the post (also 8 years by Tom House, 1985-92).

During Maddux' previous tenure in Texas, the Rangers made four postseason appearances, including capturing consecutive American League championships in 2010-11...the staff posted four consecutive seasons of sub-4.00 team ERAs from 2010-13, one of just five MLB teams to accomplish that feat in that span and the 2nd-longest streak in team history...those years also account for the only sub-4.00 team ERA's by the Rangers since 1990...team's 3.94 ERA over his first five seasons from 2009-13 was the Rangers' lowest ERA over a five-year span since 1981-85 (3.92)...Rangers finished in A.L.'s top five in ERA in three of four seasons from 2010-13, first time that had happened since 1978-81.

**COACHING CAREER:** Maddux has spent the last 20 seasons as a Major League pitching coach with four teams, most recently as pitching coach of the St. Louis Cardinals for five years from 2018-22...in his last 15 seasons as a big league pitching coach (2008-22), Maddux' teams have advanced to the playoffs 11 times...in each of Maddux' last four seasons with St. Louis, the Cardinals advanced to the playoffs, winning N.L. Central Division titles in 2019 and 2022...the team had the N.L.'s 4th-lowest ERA in 2022 (3.79) while issuing the league's 2nd-fewest homers (146)...Maddux stepped down as St. Louis' pitching coach at the end of the 2022 season.

In Maddux' two seasons as pitching coach at Washington (2016-17) the Nationals won a pair of N.L. East Division titles with righthander Max Scherzer earning the league's Cy Young Award both years.

While with Texas, his staffs posted 2 of the 3 highest single-season shutout totals in Washington/Texas franchise history (19-2011, 17-1977/2014)...team's 3.62 ERA in 2013 was lowest for Texas since 1983 (team-record 3.31)...the 2013 Rangers bullpen set a club record for relief ERA (2.89)...the 2011 Texas rotation featured 5 starters with 13+ wins, the first A.L. team to do that since 1977...Maddux served on the MLB coaching staff for Japan All-Star Series in 2014.

He began his MLB coaching career with six years with the Milwaukee Brewers from 2003-08...in his final season, the Brewers had the N.L.'s 2nd-lowest team ERA and advanced to the playoffs for the first time in 26 years...Maddux was the pitching coach at then Double-A Round Rock in the Houston system from 2000-02, with the Express advancing to the Texas League playoffs all three seasons.

**PLAYING CAREER:** Played 15 seasons in the major leagues with Philadelphia (1986-89), Los Angeles-NL (1990, 1999), San Diego (1991-92), New York-NL (1993-94), Pittsburgh (1995), Boston (1995-96), Seattle (1997), Montreal (1998-99), and Houston (2000)...appeared in the playoffs with Boston in 1995, tossing 3.0 shutout innings in 2 games against Cleveland in the American League Division Series.

**PERSONAL:** Michael Ausley Maddux...Mike and his wife, Lise, have two daughters, Makayla and Lexie...is an avid hunter, golfer, and fisherman...hit a pair of hole-in-ones in the same round on 10/14/19 at the Army-Navy course in Washington, D.C...is a noted TCU fan, attending many Frogs sporting events...brother of 2014 Baseball Hall of Fame inductee Greg Maddux...played three years at the University of Texas-EI Paso...graduated from Rancho (NV) High School in 1979.

FRONT OFFICE

COACHES

PLAYERS

2022 REVIEW

OPPONENTS

RECORDS

DEVELOPMENT

MEDIA

## MIKE MADDUX MAJOR LEAGUE CAREER PLAYING RECORD

	YEAR	CLUB	W-L	ERA	G	GS	CG	SHO	SV	IP	H	R	ER	HR	HB	BB	SO	WP	BK
FRONT OFFICE	1986	Philadelphia	3-7	5.42	16	16	0	0	0	78.0	88	56	47	6	3	34	44	4	2
	1987	Philadelphia	2-0	2.65	7	2	0	0	0	17.0	17	5	5	0	0	5	15	1	0
	1988	Philadelphia	4-3	3.76	25	11	0	0	0	88.2	91	41	37	6	5	34	59	4	2
	1989	Philadelphia	1-3	5.15	16	4	2	1	1	43.2	52	29	25	3	2	14	26	3	1
	1990	Los Angeles-NL	0-1	6.53	11	2	0	0	0	20.2	24	15	15	3	1	4	11	2	0
	1991	San Diego	7-2	2.46	64	1	0	0	5	98.2	78	30	27	4	1	27	57	5	0
	1992	San Diego	2-2	2.37	50	1	0	0	5	79.2	71	25	21	2	0	24	60	4	1
	1993	New York-NL	3-8	3.60	58	0	0	0	5	75.0	67	34	30	3	4	27	57	4	1
	1994	New York-NL	2-1	5.11	27	0	0	0	2	44.0	45	25	25	7	0	13	32	2	0
	1995	Pittsburgh	1-0	9.00	8	0	0	0	0	9.0	14	9	9	0	0	3	4	1	0
COACHES		Boston	4-1	3.61	36	4	0	0	1	89.2	86	40	36	5	2	15	65	5	0
		Boston	3-2	4.48	23	7	0	0	0	64.1	76	37	32	12	5	27	32	1	0
		Seattle	1-0	10.13	6	0	0	0	0	10.2	20	12	12	1	1	8	7	1	0
		Montreal	3-4	3.72	51	0	0	0	1	55.2	50	24	23	3	1	15	33	3	1
		Montreal	0-0	9.00	4	0	0	0	0	5.0	9	5	5	1	1	3	4	0	0
		Los Angeles-NL	1-1	3.29	49	0	0	0	0	54.2	54	21	20	5	4	19	41	1	0
		Houston	2-2	6.26	21	0	0	0	0	27.1	31	20	19	6	2	12	17	0	0
		<b>MAJOR TOTALS</b>	<b>39-37</b>	<b>4.05</b>	<b>472</b>	<b>48</b>	<b>2</b>	<b>1</b>	<b>20</b>	<b>861.2</b>	<b>873</b>	<b>428</b>	<b>388</b>	<b>67</b>	<b>32</b>	<b>284</b>	<b>564</b>	<b>41</b>	<b>8</b>

- 1- Selected by Cincinnati in the 36th round of the 1979 June draft...did not sign and attended University of Texas-El Paso.
- 2- Selected by Philadelphia in the 5th round of the 1982 June draft...signed on June 21, 1982.
- 3- Signed by Los Angeles as a free agent on December 21, 1989.
- 4- Signed by San Diego as a free agent on March 30, 1991.
- 5- Acquired by New York-NL from San Diego in exchange for RHP Roger Mason and RHP Mike Freitas on December 17, 1992.
- 6- Signed by Pittsburgh as a free agent on April 10, 1995.
- 7- Released by Pittsburgh on May 16, 1995...signed by Boston as a free agent on May 30, 1995.
- 8- Signed by Seattle as a free agent on April 11, 1997.
- 9- Signed by Montreal as a free agent on March 30, 1998.
- 10- Released by Montreal on April 15, 1999...signed by Los Angeles as a free agent on April 24, 1999.
- 11- Signed by Houston as a free agent on February 1, 2000.

## FIRSTS AND LASTS, THE BALLPARK IN ARLINGTON HISTORY

Game	April 11, 1994 versus Milwaukee Brewers	Sept. 29, 2019 versus New York Yankees
Pitch	3:57 PM CT by Kenny Rogers	4:55 PM CT by José Leclerc
Batter	Pat Listach, Brewers	Giancarlo Stanton, Yankees
Hit	David Hulse, Rangers, 1st inning single	Aaron Judge, Yankees, 9th inning single
Double	Dean Palmer, Rangers, 7th inning	Shin-Soo Choo, Rangers, 3rd inning
Triple	Kevin Seitzer, Brewers, 6th inning	Aaron Judge, Yankees, 9/28/19
Home Run	Dave Nilsson, Brewers, 5th inning	Aaron Judge, Yankees, 3rd inning
Home Run, Rangers	Will Clark, 7th inning	Rougned Odor, 9/28/19 (grand slam)
Run Batted In	Dave Nilsson, Brewers, 5th inning HR	Jose Trevino, Rangers, 6th inning
Stolen Base	David Hulse, Rangers, 6th inning	Elvis Andrus, Rangers, 6th inning
Winning Pitcher	Jaime Navarro, Brewers	Lance Lynn, Rangers
Losing Pitcher	Kenny Rogers, Rangers	Masahiro Tanaka, Yankees
Save	Bob Scanlan, Brewers	José Leclerc, Rangers, 9/26/19 vs. BOS
Time of Game	2:55	2:47
Attendance	46,056 (sellout)	47,144 (sellout)

## ALL-TIME RANGERS WIN-LOSS RECORD AT THE BALLPARK IN ARLINGTON

Regular Season Games: 2081  
 Overall: 1145-936 | Day: 221-184 | Night: 924-752  
 vs. American League: 1025-844  
 East: 313-246 | Central: 322-249 | West: 390-349  
 vs. National League: 120-92  
 Postseason Games: 25  
 Overall: 9-16 | Wild Card: 0-1 | Division Series: 1-11  
 League Championship Series: 5-1  
 World Series: 3-3





# COREY RAGSDALE

**R**  
BATS

**R**  
THROWS

**6'4"**  
HEIGHT

**200**  
WEIGHT

**40**  
OPENING DAY AGE

**BORN** November 10, 1982 in Jonesboro, AR

**RESIDES** Peoria, AZ

**TENURE** Is in his fourth season as Rangers Major League field coordinator and first base coach, his 14th season as a coach in the Texas organization...named to the Major League staff on December 5, 2019.

FRONT OFFICE

COACHES

PLAYERS

2022 REVIEW

OPPONENTS

RECORDS

DEVELOPMENT

MEDIA

**STAFF VETERAN:** Ragsdale is in his fourth season on the Rangers big league coaching staff after being hired on December 5, 2019...he serves as first base coach and field coordinator, this after being hired as Major League Field Coordinator prior to 2020...took over first base coaching duties in 2020 after season was shortened due to the coronavirus pandemic...originally promoted to ML staff to take the spot vacated when Jayce Tingler became Manager of the San Diego Padres...Ragsdale has had responsibilities for infielders and baserunning during his time on the coaching staff...spent 10 seasons in player development with the Rangers, including the final four as Field Coordinator.

**2020-22:** Has worked with baserunners who have totaled a MLB-high 283 stolen bases over the past three seasons, including Major League-leading 128 SB in 2022...was also responsible for infielders that contributed to a club-record .986 team fielding percentage in 2021, as fielders combined for fewest errors (83) in Texas history...Rangers' 86 defensive runs saved as a team led all of MLB in 2021.

**HAVE A YEAR:** In his final year in player development in 2019, Ragsdale held a dual role of Manager for the Down East Wood Ducks (High-A) while also serving as Field Coordinator for the Rangers' PD system...he was selected as the lone winner of Baseball America's 2019 minor league Manager of the Year Award for the 87-win Wood Ducks, along with taking home Carolina League Manager of the Year honors...he became the first-ever Rangers staff member to be honored with the BA award, which began in 1989...Down East's 87 wins matched the second-highest total ever by a Texas farm team, as the club led all of Minor League Baseball in wins (50) and win percentage (.714) over the season's first half.

**COACHING CAREER:** Ragsdale spent 10 seasons in player development with the Rangers, including four years (2016-19) as Field Coordinator...he owns a career 324-231 (.584) record in five seasons as a minor league manager (2012-15, 2019), finishing every campaign with a winning record...the Arkansas native was named the organization's Bobby Jones Player Development Man of the Year in 2015 after leading Low-A Hickory to the organization's first-ever South Atlantic League championship...the former Texas farmhand was the Hickory manager for three seasons (2013-15) and is a member of the club's Hall of Fame...in his managerial debut in 2012, Ragsdale led a Arizona League Rangers club that featured several top prospects, including Joey Gallo and Nomar Mazara, to an Arizona League title...he spent the 2011 campaign as a coach on the Hickory staff and made his professional coaching debut on Tingler's staff with the AZL Rangers in 2010.

**PLAYING CAREER:** Ragsdale's professional playing career spanned nine seasons from 2001-09 and concluded with two seasons in the Texas farm system...originally selected by New York-NL in the second round of the 2001 June draft, he spent seven seasons in the Mets organization before signing with Texas as a minor league free agent prior to the 2008 campaign...Ragsdale began his career as a middle infielder, batting .207 with 95 doubles, 32 triples, 49 home runs, and 250 RBI over 762 career games...he began pitching in 2007, going 4-2 with a 2.83 ERA (15 ER/47.2 IP), 41 strikeouts, and 2 saves over 30 career relief appearances...he split the 2008 campaign between Spokane and Frisco before logging time with both the Arizona League Rangers and Hickory in 2009.

**PERSONAL/AMATEUR:** William Corey Ragsdale...he and wife Kristy have two children: Brayden (15) and Rylee (5)...a highly-regarded athlete in his amateur days at Nettleton High School in Jonesboro (AR), he played baseball and basketball.


## RECORD AS MANAGER

YEAR	CLUB	LEAGUE	— FIRST HALF/FULL SEASON —			— SECOND HALF —		
			W	L	FINISH	W	L	FINISH
2012	AZL Rangers	AZL/R	34	22	a-1st			
2013	Hickory	South Atlantic/A	38	31	2nd	37	32	3rd
2014	Hickory	South Atlantic/A	41	28	3rd	39	31	3rd
2015	Hickory	South Atlantic/A	44	24	b-1st	37	33	4th
2019	Down East	Carolina/A+	50	20	c-1st	37	32	2nd
<b>MINOR LEAGUE TOTALS</b>			<b>287</b>	<b>199</b>	<b>.591</b>			

a - Defeated AZL Dodgers in Semifinals, Defeated AZL Athletics in Championship.

b - Defeated West Virginia, 2-1, in Semifinals, Defeated Asheville, 3-0, in Championship.

c - Lost to Fayetteville, 3-2, in Semifinals.



ASSOC. MGR #83

# WILL VENABLE

L BATS L THROWS  
6'3" HEIGHT 205 lbs WEIGHT  
40 OPENING DAY AGE

BORN October 29, 1982 in Greenbrae, CA

RESIDES Austin, TX

TENURE Is in his first year as associate manager after being hired on November 16, 2022.

**WELCOME TO TEXAS:** The 40-year-old Venable is in his first season on the Texas coaching staff after being hired as associate manager on November 16, 2022...as part of his duties, Venable will be responsible for daily schedule items during Spring Training and the regular season, as well as outfield instruction... finished the 2015 season with the Rangers near the end of his playing career, as he was acquired in an 8/18/15 trade with the Padres that year...he is the 18th individual to contribute to the Rangers as both a coach and player, one of 2 such coaches on the current coaching staff (also Bobby Wilson).

He has spent five years on Major League coaching staffs with the Cubs (2018-20) and Red Sox (2021-22), this after originally joining the Chicago-NL front office as a special assistant following the end of his playing career...this is his 15th season in the majors as a player (2008-16), executive (2017), and coach (2018-present).

**PRINCETON MAN:** While majoring in anthropology at Princeton University, Will was a standout on the basketball and baseball teams...became the 2nd student-athlete in Ivy League history to earn All-League First Team honors in basketball and baseball, joining current Rangers General Manager Chris Young...was First-Team All-Ivy League in basketball in 2004 and baseball in 2005...Venable finished his basketball career with 1,010 points...received the B.F. Bunn Trophy in 2004-05, "awarded to that member of the Princeton varsity basketball team who through sportsmanship, play and influence has contributed most to the sport"...returned to baseball as a sophomore, after 2 years away from the sport...after batting .344 as a junior, he hit .385 as a senior, when he earned All-League First Team honors.

**BOSTON:** Has spent the past two years on Red Sox manager Alex Cora's staff as bench coach, where he also held responsibility for outfield instruction and coordinated the team's Major League Spring Training camp...joined Cora in leading the Sox to the A.L.'s largest increase in win % from 2020 to 2021 (.168), as well as a 92-70 record and an appearance in the 2021 ALCS.

**CHICAGO-NL:** Originally hired by the Cubs as a special assistant to baseball operations in Sept. 2017, Venable would spend three years on the team's MLB staff as first base coach (2018-19) and third base coach (2020)...Cubs made postseason in both 2018 and 2020.

**PLAYING CAREER:** Played nine seasons as a Major League outfielder with the Padres (2008-15), Rangers (2015), and Dodgers (2016), hitting .249 with 81 HR and 307 RBI in 967 games...recorded at least 20 steals in four consecutive seasons with San Diego from 2010-13 and was the Padres' team MVP in 2013...spent bulk of his career with the Padres, and his 6 career walk-off hits remain 3rd in franchise history to only 7 by Bip Roberts and Kurt Bevacqua...finished the 2015 season with Texas after joining club in a 8/18/15 trade with San Diego that year...his only career postseason action came with the Rangers in the 2015 ALDS vs. Toronto, as he appeared in 4 of the 5 contests in Texas' series loss to the Jays...originally selected by Baltimore in the 15th round of the 2004 MLB Draft out of Princeton, and then was selected in the 7th round of the 2005 Draft, signing with San Diego...faced Rangers GM and fellow Princeton alum Chris Young in one game, going 1-for-3 (single, 2 SO) with SD on 6/16/14 at SEA, as Young tossed 6.0 SHO IP for the win.

**PERSONAL/AMATEUR:** William Dion Venable...Will and his wife, Kathryn, have 3 daughters and reside in Austin, TX...graduated from San Rafael High School in CA...lettered 4 times in basketball, 3 times in baseball, and once in track and field...his father, Max, played parts of 12 MLB seasons as an outfielder from 1979-91, then served as a minor league manager (1994-95) and coach (2004-10, '14-16)...his brother, Winston, played linebacker in the NFL with the Chicago Bears (2011), in the Canadian Football League with the Montreal Alouettes (2012-16), and at Boise State University.

## WILL VENABLE MAJOR LEAGUE CAREER PLAYING RECORD

YEAR	CLUB	AVG	G	AB	R	H	TB	2B	3B	HR	RBI	SH	SF	BB-1	SO	SB	CS	HP	GDP	OBP	SLG
2008	San Diego	.264	28	110	16	29	43	4	2	2	10	0	1	13-1	21	1	1	0	1	.339	.391
2009	San Diego	.256	95	293	38	75	129	14	2	12	38	2	0	25-2	89	6	1	4	6	.323	.440
2010	San Diego	.245	131	392	60	96	160	11	7	13	51	0	5	45-8	128	29	7	3	3	.324	.408
2011	San Diego	.246	121	370	49	91	144	14	7	9	44	1	4	31-4	92	26	3	5	2	.310	.395
2012	San Diego	.264	148	417	62	110	179	26	8	9	45	5	2	41-2	94	24	6	5	2	.335	.429
2013	San Diego	.268	151	481	64	129	233	22	8	22	53	2	1	29-4	118	22	6	2	6	.312	.484
2014	San Diego	.224	146	406	47	91	132	13	2	8	33	3	2	33-2	107	11	6	4	6	.288	.325
2015	San Diego	.258	98	283	34	73	107	10	3	6	30	0	0	25-1	73	11	1	0	8	.318	.378
2015	Texas	.182	37	66	6	12	15	3	0	0	3	2	0	12-2	21	0	0	2	0	.325	.227
2016	Los Angeles-NL	.056	12	18	2	1	2	1	0	0	0	0	0	0-0	5	0	0	1	0	.105	.111
<b>MAJOR TOTALS</b>		<b>.249</b>	<b>967</b>	<b>2836</b>	<b>378</b>	<b>707</b>	<b>1146</b>	<b>118</b>	<b>39</b>	<b>81</b>	<b>307</b>	<b>15</b>	<b>15</b>	<b>254-26</b>	<b>748</b>	<b>135</b>	<b>31</b>	<b>26</b>	<b>34</b>	<b>.315</b>	<b>.404</b>

1-Selected by Baltimore in the 15th round of the 2004 June Draft...did not sign.

2-Selected by San Diego in the 7th round of the 2005 June Draft...signed by Jim Bretz.

3-On disabled list, July 2-21, 2010 with back sprain...included rehab assignment with Lake Elsinore, July 14-18, and San Antonio, July 19-20).

4-Acquired by Texas in exchange for C/OF Marcus Greene and RHP Jon Edwards on Aug. 18, 2015.

5-Granted free agency on Nov. 2, 2015...signed with Cleveland on Feb. 26, 2016.

6-Released by Cleveland on March 28, 2016...signed with Philadelphia on March 28, 2016.

7-Released by Philadelphia on June 11, 2016...signed with Los Angeles-NL on June 14, 2016.



# BOBBY WILSON

R BATS R THROWS  
 6'0" HEIGHT 230 WEIGHT  
 39 OPENING DAY AGE

BORN April 8, 1983 in Dunedin, FL

RESIDES Largo, FL

TENURE Is in his third season as Rangers catching coordinator, his fourth season overall in the organization...named to the Major League staff on October 26, 2020.

CATCHING #88

**CATCHING UP:** Bobby Wilson begins his third season as catching coordinator...in his dual role, he handles catching instruction for the Major League club, and he will also coordinate the minor league catching program while based in Arlington...there was just a four-year gap between Wilson's final season as a player with Texas and his first year on the Rangers coaching staff...that is the fifth-shortest span in club history: John Wetteland (1 year, 2000/2002), Toby Harrah (2 years, 1986/1989), Jackie Brown (3 years, 1975/1979), Bengie Molina (3 years, 2010/2014).

**WORKING LOW TO HIGH:** In 2022, Texas catchers recorded a frame score of 11.2 (FanGraphs), which ranked 3rd in MLB to only NYY (24.5) and CWS (12.7)...Rangers backstops have combined for 19 defensive runs saved (FanGraphs) in 2021-22, the 4th-highest figure in the Majors...the 2021 Texas catching group accumulated an A.L.-best 14 defensive runs saved, 2nd-best in MLB that year (PIT-20)...TEX catchers' framing score was an MLB-best 16.7 in 2021 (FanGraphs).

**NOT LOST:** Originally slated to make his coaching debut as manager at Double-A Frisco in 2020, Wilson ended up serving as a coach at the club's Alternate Training Site that year, where he worked with team's catchers that were not on the active roster...also spent time with the ML staff near end of the campaign.

**PLAYING CAREER:** Entered the coaching ranks in 2020 after a 17-year playing career that included Major League stints with the Los Angeles Angels (2008-12), Arizona (2014), Tampa Bay (2015-16), Texas (2015-16), Detroit (2016, 2019), and Minnesota (2018)...finished his career with 18 home runs and 102 RBI in 386 MLB games...final ML game came with Tigers on 7/27/19 at SEA...last HR was with Twins on 8/15/18 vs. PIT

## MAJOR LEAGUE CAREER PLAYING RECORD

YEAR	CLUB	AVG	G	AB	R	H	TB	2B	3B	HR	RBI	SH	SF	BB-1	SO	SB	CS	HP	GIDP	OBP	SLG
2008	Los Angeles-AL	.167	7	6	0	1	1	0	0	0	1	0	0	1-0	3	0	0	0	0	.286	.167
2009	Los Angeles-AL	.200	12	5	0	1	2	1	0	0	0	1	0	0-0	1	0	0	0	0	1.200	.400
2010	Los Angeles-AL	.229	40	96	12	22	36	6	4	15	2	0	0	8-0	23	0	0	0	0	3.288	.417
2011	Los Angeles-AL	.189	57	111	5	21	31	8	0	1	8	4	2	10-1	16	0	2	0	2	2.252	.288
2012	Los Angeles-AL	.211	75	171	19	36	47	5	0	3	13	13	1	15-0	33	0	0	1	7	2.277	.292
2014	Arizona	.250	2	4	0	1	1	0	0	0	0	0	0	0-0	0	0	0	0	0	0.250	.250
2015	Tampa Bay	.145	25	55	3	8	8	0	0	0	4	0	0	4-0	20	0	0	0	1	2.203	.145
	Texas	.221	31	77	5	17	25	5	0	1	10	2	1	7-0	19	0	1	1	0	2.291	.325
2016	Detroit	.154	5	13	0	2	2	0	0	0	2	0	1	1-0	3	0	0	0	1	2.200	.154
	Texas	.250	42	128	11	32	45	4	0	3	22	4	3	5-0	33	0	0	1	2	2.277	.352
2018	Tampa Bay	.230	28	87	14	20	34	2	0	4	9	3	0	5-0	28	0	0	0	3	2.272	.391
2018	Minnesota	.178	47	135	12	24	38	8	0	2	16	2	2	12-0	37	0	0	0	6	2.242	.281
2019	Detroit	.091	15	44	2	4	5	1	0	0	2	1	0	2-0	11	0	0	0	1	1.130	.114
<b>MAJOR TOTALS</b>		<b>.203</b>	<b>386</b>	<b>932</b>	<b>83</b>	<b>189</b>	<b>283</b>	<b>40</b>	<b>0</b>	<b>18</b>	<b>102</b>	<b>32</b>	<b>10</b>	<b>70-1</b>	<b>227</b>	<b>0</b>	<b>3</b>	<b>3</b>	<b>27</b>	<b>.258</b>	<b>.304</b>

- Selected by Anaheim in the 48th round of the 2002 June Draft...signed by Tom Kotchman on May 17, 2003.
- On disabled list, April 24-May 16, 2010 with left ankle sprain...included rehab assignment with Rancho Cucamonga, May 11-12, and Salt Lake, May 13-16.
- On 7-day concussion disabled list, June 5-16, 2012...included rehab assignment with Inland Empire, June 13-16.
- Acquired by Detroit from Texas along with pitcher Miles Jaye in exchange for catcher Bryan Holaday on March 29, 2012.
- Signed by New York-AL as a minor league free agent on Jan. 17, 2013.
- Signed by Arizona as a minor league free agent on Nov. 24, 2013.
- Signed by Tampa Bay as a minor league free agent on Dec. 12, 2014.
- Acquired by Texas on waivers from Tampa Bay on July 31, 2015.
- Re-signed with Texas as a minor league free agent on Dec. 15, 2015.
- Acquired by Detroit from Texas along with pitcher Miles Jaye in exchange for catcher Bryan Holaday on March 29, 2012.
- Acquired by Texas from Detroit in exchange for pitcher Chad Bell on May 3, 2016.
- Acquired by Tampa Bay from Texas in waiver claim on Aug. 4, 2016.
- Signed by Los Angeles-NL as a minor league free agent on Jan. 3, 2017.
- Signed by Minnesota as a minor league free agent on Nov. 30, 2017.
- Acquired by Chicago-NL from Minnesota in exchange for catcher Chris Gimenez and a player to be named later or cash considerations.
- Signed by Detroit as a minor league free agent on Dec. 5, 2018.

(Keone Kela)...while with the Angels on 7/27/11 vs. CLE, caught Ervin Santana's no-hitter...made his first Opening Day roster with LAA in 2010...hit his 1st career home run on 6/16/10 vs. MIL (Chris Narveson)...with Triple-A Salt Lake in 2009, caught Sean O'Sullivan's no-hitter on 7/28/09 at Sacramento...with LAA, made his ML debut on 4/28/08 vs. OAK, recording a single in his first ML at-bat (off Dallas Braden).

**TEXAS:** The catcher played for a pair of A.L. West-champion Texas teams in 2015-16, appearing in 73 games for Texas over those two seasons...spent the final two months of 2015 with Texas after he was acquired from Tampa Bay in a 7/31/15 waiver claim, and was with the club in that postseason despite not being on the ALDS roster...was acquired from Detroit in a 5/3/16 trade after being dealt to the Tigers just prior to Opening Day...both career grand slams came in a 7-day span with Texas that year: 5/8/16 at DET and 5/14/16 vs. TOR...those remain the most recent slams by a TEX catcher, and he joins Ivan Rodriguez (2001) as only TEX catchers with multiple slams in a single campaign.

**AMATEUR CAREER:** The Florida native was selected by Anaheim in the 48th round of the 2002 June draft out of St. Petersburg (Fla.) College, where he played two seasons...he was originally chosen by San Francisco in the 26th round of the 2001 June draft following his senior year at Seminole (Fla.) High School, but did not sign...the 2001 Seminole High team was rated no. 1 in the nation, winning the Florida 5A state title by going 31-0...team saw six players drafted that June.

**PERSONAL:** Robert Louis Wilson...he and wife Lori, reside in Largo, Fla., with their three daughters, Blake (12/5/11), Jace (10/11/13), and Shae (10/19/17).

FRONT OFFICE

COACHES

PLAYERS

2022 REVIEW

OPPONENTS

RECORDS

DEVELOPMENT

MEDIA

# MEDICAL STAFF

FRONT OFFICE



## DR. KEITH MEISTER | TEAM PHYSICIAN

Dr. Keith Meister is now in his 20th season as Texas Rangers Head Team Physician. He was first recruited to the club after working for 11 years as Associate Professor of orthopedics and team physician at the University of Florida. He was the team physician for the MLB All-Star trip to Japan in November 2018.

He earned his combined BA/MD degree and completed his orthopedic surgery training at Boston University in 1991. He finished the last of his multiple fellowships in Sports Medicine in 1993 at the Alabama Sports Medicine Institute in Birmingham, Ala., followed by a knee surgery fellowship at the RNOH in London, England prior to beginning practice.

Dr. Meister maintains his private practice at the TMI Sports Medicine and Orthopedic Center, a 21,000 square foot orthopedic and sports medicine complex which opened in Arlington in the spring of 2015 and expanded to an office in Frisco in 2018. The newest Mansfield complex opened in December 2022.

COACHES



## DR. DAVID S. HUNTER | TEAM PHYSICIAN

David S. Hunter, M.D. enters his 41st season as a team physician for the Texas Rangers. He is a graduate of Midwestern State University and received his M.D. from the University of Texas Medical Branch in Galveston. He remained at UTMB for his internal medicine training and is Board Certified by the American Board of Internal Medicine.

Hunter began private practice in 1980. He's a founding partner of USMD and recently retired from his private medical practice but remains in his role as a team physician for the Rangers. He has served in many capacities at Arlington hospitals including Chief of Medicine, Medical Staff President and Governing Body member. He has also served as the chairman of the Emergency Services committee for the City of Arlington. He continues to serve on the University of Texas Medical Branch's Advisory Board. At the request of Major League Baseball, he is serving as the primary care physician for both rounds of the 2023 World Baseball Classic in Tokyo, Japan.

Dr. Hunter and his wife, Karin, live in Fort Worth. He has three grown sons, Matt, Trent, and Colton. He enjoys tennis and bicycling and is an avid wildlife/landscape photographer.

PLAYERS

2022 REVIEW



## DR. SHANE SEROYER | ASSISTANT TEAM PHYSICIAN

Dr. Shane Seroyer joined the staff of TMI Sports Medicine and Orthopedics in August of 2009. A former baseball player himself at the University of Florida, he completed his residency in orthopedic surgery in 2008 at the University of Pittsburgh. He then went on to complete Fellowship training in Sports Medicine and reconstructive surgery at Rush Hospital in Chicago in July of 2009.


OPPONENTS



## DR. JESSE EVEN | ASSISTANT TEAM PHYSICIAN

Dr. Jesse Even enters his eighth year with TMI Sports Medicine and Orthopedics and his eighth season as spinal/orthopedic consultant and assistant team physician for the Texas Rangers. Dr. Even is a native Texan and grew up in Willis, TX. He was a NCAA All-American in diving and Academic All-American at Texas A&M University; he then attended the University of Texas Medical School in Houston. He completed his orthopedic surgery residency at Vanderbilt University and his spine fellowship at the University of Pittsburgh. Dr. Even is also the spinal/orthopedic consultant and assistant team physician for the Dallas Stars Hockey Club, LLC and Dallas Baptist University Athletics.

RECORDS



## DR. TARIQ HENDAWI | ASSISTANT TEAM PHYSICIAN

Tariq Hendawi M.D. is a board-certified orthopedic surgeon with advanced training in arthroscopic surgery and sports medicine. He was fellowship trained in Sports Medicine by world-renowned Dr. James R. Andrews at the Andrews Institute in Gulf Breeze, Fla. He was a team physician for Auburn University and also cared for many NFL and MLB athletes as part of his fellowship training.

Dr. Hendawi completed his Residency training at Ochsner Medical Center in New Orleans, LA, where he was trained by the team physicians of the New Orleans Saints and New Orleans Pelicans. He graduated at the top of his undergraduate class receiving the Cum Laude recognition from Louisiana State University. He excelled to the top of his medical school class at LSU School of Medicine, being inducted into the prestigious Alpha Omega Alpha medical honor society.

Dr. Hendawi joined the staff of TMI Sports Medicine and Orthopedics in 2019 where he joined his mentor Keith Meister MD. His specialty includes injuries of the shoulder, elbow, and knee, and he has a special interest in injuries in the overhead throwing athlete. He joined the Texas Rangers in 2019 and continues to be an integral part in the health and well-being of these athletes at all levels.

DEVELOPMENT

MEDIA

# TRAINING STAFF



## MATT LUCERO | HEAD ATHLETIC TRAINER

Matt Lucero will be in his fifth season as Head Athletic Trainer. This is his 18th year overall with the Texas organization, as he spent eight seasons from 2011-18 in an assistant's role with the big league club. Matt was on the American League training staff for the 2021 All-Star Game in Colorado.

Prior to joining the Major League staff, he spent four years (2007-10) as the club's Minor League Medical Coordinator after joining the Rangers in 2006 as the Rehabilitation Coordinator at the team's complex in Surprise, Ariz.

Lucero, 53, spent seven seasons in the Tampa Bay Rays system from 1999-05. He was the head Athletic Trainer for the AA Orlando Rays (2003), and Montgomery Biscuits (2004 and 2005). He was named the Southern League Trainer of the Year in 2005. He also served as the Athletic Trainer for the Bakersfield Blaze from 2001-02, the Charleston RiverDogs in 2000 and the Princeton Devil Rays in 1999. Prior to joining the Rays, Lucero did post-graduate work as an Athletic Trainer for a physical therapy clinic from 1993-99.

He is a graduate of New Mexico State University with a degree in sports medicine.

Lucero resides in Grapevine with his wife, Regina, and their three children: Madyson (19), Andres (16), and Max (13).



## REGAN WONG | TEAM PHYSICAL THERAPIST

Regan Wong will be in his ninth season as Team Physical Therapist, and this will be his fifth campaign as a full-time employee and member of the Major League club's regular team travel party. He collaborates with the athletic training staff in the rehabilitation of players as well as their daily treatments. Regan also serves as a resource on the rehabilitation treatment plans in the player development system.

Prior to joining the Rangers, Regan served as a rehabilitation consultant to the Texas Rangers from 2005-2014 and worked as the Director of Physical Therapy at TMI Sports Medicine & Orthopedic Surgery in Arlington, Texas.

Regan has made clinical research contributions to the body of knowledge related to baseball medicine. He has been published in prestigious publications such as the American Journal of Sports Medicine, Journal of Athletic Training, International Journal of Sports Physical Therapy, and Journal of Strength and Conditioning Research. He continues to be involved with data collection and ongoing clinical research studies pertaining to pitching biomechanics, descriptive physical anthropometrics, physical performance tests, lumbo-pelvic-hip core control, emerging technology, training modalities, and protocols to improve the health of baseball players.

Regan, 46, graduated from Ithaca (NY) College with combined B.S. Clinical Science/M.S. Physical Therapy degrees. He went on to obtain his clinical Doctor of Physical Therapy degree from the University of St. Augustine, FL with a specialization in orthopedic manual therapy. Regan obtained his Board Clinical Certification in both Orthopedic and Sports Physical Therapy from the American Physical Therapy Board Specialties, Certified Strength and Conditioning Specialist credential from the National Strength and Conditioning Association, and Certification in Dry Needling from the American Academy of Manipulative Therapy Dry Needling Institute. He resides in Mansfield, Texas with his wife Kelly and three children, Emma (19), Ryan (17), and Kyle (13).



## JACOB NEWBURN | ASSISTANT ATHLETIC TRAINER

Jacob Newburn is in his fifth season as Assistant Athletic Trainer. He will be in his 18th season in the Texas organization, as he spent 13 years with affiliates in the Rangers farm system from 2006-18.

Newburn saw stints as the Athletic Trainer at Texas affiliates Frisco (2016-18), High Desert (2015), Myrtle Beach (2014), Hickory (2011-13), Bakersfield (2009-10), Clinton (2008) and Spokane (2006-07). He also worked offseason assignments in the Arizona Fall League (2011) and with Caguas in the Puerto Rican Winter League (2014-15). In 2018, Newburn was named the Texas League Athletic Trainer of the Year.

Prior to joining the Rangers organization in 2006, Newburn worked as a graduate intern in the University of Nevada – Las Vegas (UNLV) athletic department and maintained responsibilities with the baseball, swimming and tennis programs. While at UNLV, Newburn earned a Masters Degree in Kinesiology. He is a 2004 graduate of the University of Tulsa with a Bachelor's of science degree in athletic training. He also interned with the Double-A Frisco RoughRiders in the summer of 2003.

A native of Richardson, Texas, a suburb of Dallas, the 41-year-old Newburn resides in Dallas with his wife, Jami Jack. He graduated from Berkner High School in 2000.



## SEAN FIELDS | ASSISTANT ATHLETIC TRAINER

Sean Fields begins his first season as Assistant Athletic Trainer, his 14th year overall with the Rangers. He joined the Major League staff over the offseason after spending the previous four years as Arizona Medical Coordinator. He was the recipient of the 2018 Bobby Jones Player Development Man of the Year Award.

The Sonora, TX native spent time as the organization's rehab coordinator (2016-18) after beginning his tenure with the club as an athletic trainer with Low-A Hickory (2014-15), Short-A Spokane (2012-13), the Rookie-level AZL Rangers (2011), and DSL Rangers (2010). He originally joined the organization as an intern with the Rangers' Dominican Summer League entry in 2009. Fields completed his undergraduate work at Texas Tech University prior to earning a master's

degree from Stephen F. Austin State University.

Sean, 39, lives in Midlothian, TX with his wife, Lauren, who previously worked in multiple roles for the Rangers in Arlington and Surprise. The couple has a son, Ross.

FRONT OFFICE

COACHES

PLAYERS

2022 REVIEW

OPPONENTS

RECORDS

DEVELOPMENT

MEDIA



# STRENGTH AND CONDITIONING STAFF

FRONT OFFICE



## JOSE VAZQUEZ | MAJOR LEAGUE STRENGTH AND CONDITIONING COACH

José Vázquez is entering his 18th season as the club's Major League strength and conditioning coach. He previously spent four seasons with the New York Mets, serving first as the Assistant Strength and Conditioning Coordinator (2002-2004) and later as the Director of Rehabilitation (2005). In November 2018, José was the strength coach for the MLB All-Stars trip to Japan.

Prior to joining the Mets, Jose was the Sports Physical Therapist for The Therapy Center in Knoxville, Tenn. and Methodist Medical Center in Oak Ridge, Tenn. from 1998-2001. He was also a co-founder of TNT Sports Specific Training in Knoxville in 1998.

After earning second team All-American honors at the University of Tennessee in 1992, Jose was selected by St. Louis in the 42nd round of the 1992 June draft. He played professionally for three seasons (1992-94) as an outfielder in the Cardinals organization and for the Northern League's Duluth club. He was selected all-Dade County in baseball and football at Southwest Miami High School in 1988 and was all-state at Central Florida CC in 1989-90.

José graduated from Tennessee with a BS degree in education in 1994 and received his Master of Physical Therapy from Nova Southeastern University in Fort Lauderdale, FL. in 1998.

He co-authored "Strength Training for Baseball" (Human Kinetics 2021) and "Total Fitness for Baseball" with Jay Hoffman (Coaches Choice, 2008). Co-author of "Effect of Age on Anthropometric and Performance Measures in Professional Baseball Players" (Journal of Strength and Conditioning Research, 2013).

José is a Certified and Registered (CSCS-R) Strength and Conditioning Specialist through the National Strength and Conditioning Association (NSCA) and was the treasurer for the PBSCCS for eight years (2007-2014). He was recognized by his peers (Professional Baseball Strength and Conditioning Society) with the Nolan Ryan Award as MLB Strength Coach of the Year in 2014.

He attended the MLB Scouting Bureau scouting development program in October 2014.

José and his wife of 29 years, Anne, reside in Midlothian with his children Josannah (24), Helena (20) and Kian (12). Jose's recreational interests include playing guitar and drums, weight training, and Brazilian jiu-jitsu.

COACHES

PLAYERS

2022 REVIEW

OPPONENTS



## AL SANDOVAL | ASST. MAJOR LEAGUE STRENGTH AND CONDITIONING COACH

Al Sandoval begins his third season as the club's Major League assistant strength and conditioning coach after being named to the role in December 2020.

He joined the big league staff after four seasons as a strength and conditioning coach in the Texas farm system. Slated for his third year at the Triple-A level in 2020, Sandoval ended up working with the group at the Rangers Alternate Training Site that season, this after working at Round Rock in 2018 and Nashville in 2019. He was named the Pacific Coast League's 2019 Strength and Conditioning Coach of the Year by the Professional Baseball Strength and Conditioning Coaches Society, his fourth time to win his league's award (2010, 2013, 2018-19).

Prior to Texas, Sandoval spent five seasons in the Los Angeles Angels organization, including three seasons (2014-16) as the organization's minor league strength and conditioning coordinator. He originally joined the Halos in 2012 as a strength and conditioning coach at Double-A Arkansas and spent two seasons with the Travs. He began his career in baseball with the Colorado Rockies, working as a strength coach at Double-A Tulsa (2009-11) and Rookie-level Casper (2008). Sandoval is a 2008 graduate of Colorado State University-Pueblo and was a three-year varsity letter winner for the Thunderwolves baseball team.

Al married Shanna Rene Miller on 12/16/22. They reside in Dallas with daughter Kinsler.

# TEAM SUPPORT STAFF

RECORDS

DEVELOPMENT

MEDIA



**KATIE MCINNIS**  
Major League  
Performance Dietitian



**BOBBY BANDELOW**  
Major League  
Advance Coordinator



**THEO HOOPER**  
Assistant,  
Major League Staff



**PAT CANTWELL**  
Bullpen Catcher  
and Staff Assistant



**CHASE CASALI**  
Bullpen Catcher  
and Staff Assistant



**JOSH FRASIER**  
Major League  
Staff Assistant



**BRYSON ASMUS**  
Asst. Major League  
Video Coordinator



# TEAM OPERATIONS



## JOSH SHELTON | DIRECTOR OF TRAVEL

Josh Shelton is in his 12th season with the Rangers organization, and enters his ninth full season as the Rangers' Director of Travel after being promoted to the role in July 2014. Among his duties are handling the team's travel and road accommodations, CBA compliance, and all Spring Training arrangements for Major League camp.

Josh previously served as a Player Development Administrator after joining the organization in 2012, overseeing the club's operations in Arizona at the Surprise Recreational Complex. Prior to joining the Rangers, Josh spent six years in risk management for a mutual fund group, and was a baseball coach at Verrado High in Buckeye, Ariz.

A graduate of Arizona State University, Josh and his wife, Nikki, have a daughter, Rylee (13), a son, Parker (8) and their family dog Maris (5). The family lives in Fort Worth.



## BLAKE MILLER | DIRECTOR, TEAM SECURITY

Blake Miller is in his 12th season with the Rangers organization after 12 years with MLB as the Resident Security Agent assigned to the Rangers. As the RSA for MLB, Blake was the liaison between MLB, the Texas Rangers, visiting teams, umpires and the City of Arlington. Blake assisted with several World Series, All-Star Games, International Events and the World Baseball Classic. Blake assisted USA Baseball for 10 years, traveling with numerous USA teams around the world.

Blake also served with the Arlington Police Department for 25 years and retired as a Deputy Police Chief. During his tenure he served in patrol, training, investigations, media, tactical and was the police chief's assistant. Blake was part of security planning and implementation for numerous major events including the Super Bowl and the NBA All-Star Game.

Since joining the Texas Rangers full time, Blake has led the security and parking operations for both Choctaw Stadium and Globe Life Field. Blake also managed security for the minor and major league teams during spring training and on the road. Blake's new role will allow him to work closely with baseball operations and ownership projects.

A native Texan, Blake graduated from TCU. Blake and his wife Cindy reside in Southlake, where they raised son Craig, who graduated from TCU, and daughter Carlee, who graduated from Vanderbilt.

# SUPPORT STAFF



## ADAM BRENNER | VIDEO COORDINATOR

Adam Brenner will be in his ninth season as Video Coordinator. Brenner had a role in the club's in-game replay process for the first time in 2016, and began expanded responsibilities in that area in 2017. He oversees the use of video on the Major League level as well as assisting with the advance scouting process.

Prior to joining the Rangers, Adam served as an Advance Video Intern for the Pittsburgh Pirates from 2012-2014. He previously worked for the Los Angeles Angels (2011), the Los Angeles Dodgers (2009-2010), and the New York Mets (2008) in a minor league video intern role.

Brenner, 37, graduated from State University of New York, College at Cortland with a B.S. in Sport Management. He resides in Grand Prairie with his wife, Caroline, and twin daughters Harper and

Mackenzie (1/31/18).



## RAUL CARDENAS | MASSAGE THERAPIST

Raul Cardenas Jr. begins his 13th season in the Rangers organization as the club's massage therapist. In his role, Cardenas assists the training staff in the overall health of the team both at home and on the road by providing preventative and recuperative therapy, which expedites the healing process for players. At times, he has also assisted the club and media as an interpreter for Spanish-speaking players.

Cardenas, 53, joined the Rangers after working with Stadjuhar Physical and Sports Therapy from 1999-2011. He also worked with Texas Health Resources Ben Hogan Sports Medicine from 2010-2011.

A native of Robstown, Texas, he graduated from Robstown High School in 1988. He attended the University of Texas-Arlington and received his massage certification from The Texas Massage Institute in Fort Worth in 1999. Cardenas is certified in Trigger Point Therapy, Sports Massage, Myofascial Release, Swedish Massage, Active Release technique, and Cupping.

Cardenas and his wife, the former Shannon Ortega, reside in Hurst. Raul has lived in the DFW area since 1990.

# CLUBHOUSE OPERATIONS

FRONT OFFICE



## BRANDON BOYD | EQUIPMENT AND HOME CLUBHOUSE MANAGER

Brandon Boyd begins his eighth season as the Rangers' Equipment and Home Clubhouse Manager, his 14th season overall with the Major League club.

Boyd has worked in the Rangers organization for 20 years and served as the big league team's assistant equipment manager from 2010-15. He also had stints as head clubhouse attendant for Rangers minor league affiliates in Frisco (2005-09) and Clinton (2003-04). He began his baseball career as a batboy and clubhouse attendant for the Cleveland Indians from 1995-2000, spending time both in Cleveland and at the club's Spring Training facility in Winter Haven, Fla.

The South Carolina native resides in the Metroplex with wife Giselle, son Austin, and daughters Savana, Holland, and Bristol.

COACHES



## DAVID BALES | ASSISTANT EQUIPMENT MANAGER

David Bales begins his 42nd season in baseball, his 28th as Rangers Assistant Equipment Manager. He began his career with Rangers minor league affiliates, and has worked the last 37 seasons in Arlington. After serving as assistant equipment manager for Team Japan in the 2017 World Baseball Classic and Team Venezuela in the 2013 WBC, Bales will participate in the 2023 WBC with Team Japan.

Bales has served in his current role since 2001 after a six-year stint as assistant visiting clubhouse manager from 1995-2000. He also worked in the home clubhouse as the Rangers' first assistant equipment manager from 1990-94, this after spending four years as a visiting clubhouse attendant from 1986-89. David began his career in baseball with Rangers Minor League affiliates in Oklahoma

City (1985) and Tulsa (1982-84).

A Tulsa native, David and wife Margaret have two children, Megan (26) and Matthew (19), and reside in Grand Prairie.

PLAYERS



## PARKER ZAVALA | ASSISTANT EQUIPMENT MANAGER

Parker Zavala begins his 11th year in the Rangers clubhouse, his first as Assistant Equipment Manager after an offseason promotion. In his role, he works with Brandon Boyd and David Bales on all aspects of equipment and home clubhouse operations for the Rangers.

The 34-year-old began his career as a bat boy and clubhouse attendant in 2013, and he has gradually taken on increased responsibilities during his time with the club. A Fort Worth native, Zavala attended the University of North Texas, where he worked for the UNT football team equipment staff.

Parker and his wife, Nataly, reside in Fort Worth with daughter Everleigh, who was born in November 2022.

2022 REVIEW

OPPONENTS

# VISITING CLUBHOUSE



## MASON MCKENNA | VISITING CLUBHOUSE MANAGER

Mason McKenna begins his third year as visiting clubhouse manager after being promoted to the position prior to the 2021 season. He previously spent 12 seasons as an assistant in the home clubhouse. McKenna is also responsible for the visiting clubhouse during spring training in Surprise, Arizona.

He was selected by his peers as Visiting Clubhouse Manager of the Year in 2021, this after applying several improvements to the visiting clubhouse at Globe Life Field in his first full season on the job. The Arlington native has served various equipment roles with the Dallas Mavericks (2010-11) and University of North Texas football (2017-18) during the baseball offseason.

Mason and his wife, Taylor, reside in Fort Worth. The couple's son, Nolan, was born in

September 2022.

RECORDS

# CLUBHOUSE STAFF


DEVELOPMENT



**MATT ONVANI**  
Clubhouse  
Assistant



**MATT WAITS**  
Clubhouse  
Assistant



**FERNANDO MONTOYA**  
Clubhouse  
Assistant

MEDIA

# UMPIRES CLUBHOUSE



## RICHARD "HOGGY" PRICE | ASST. VICE PRESIDENT, BUSINESS OPERATIONS

Richard "Hoggy" Price is the Assistant Vice President of Business Operations. Price is involved in a number of areas, including the oversight of the Rangers' mail and shipping/receiving operations. He has been the Umpires Clubhouse Manager since 2016, a role he previously held from 1988-2009.

Price also has a heavy involvement in Texas' community outreach program. This is his 47th season with the club.

Price served as the Rangers' Equipment and Home Clubhouse Manager from 2010-15. He was a home clubhouse assistant in 1977 and 1980-88, and also served on the grounds crew in 1978-79. Price played baseball at the University of Dallas and attended the Harry Wendelstedt Professional Umpiring School in 1978. Upon graduation from the Wendelstedt School, he turned down an

umpiring contract to continue working for the Rangers. Price worked for Delta Airlines at DFW Airport for 29 years before joining the Rangers full-time in 2010.

Hoggy's passions include connecting with people in the community through speaking engagements, spending time with his family, and umpiring high school girls' softball where he is the former President of the SWC umpire association.

Hoggy and Kathy, his wife of 44 years, met while both were working for the Rangers in 1977. The couple's oldest daughter Kallie and her husband, Jack, have two sons, Jake (14) and Brody (11). Their younger daughter Katie and husband Chris, have two children, Charlotte (2), Oliver (1).

FRONT OFFICE

COACHES

PLAYERS

2022 REVIEW

OPPONENTS

RECORDS

DEVELOPMENT

MEDIA

## COACHING STAFF HISTORIES

### BEASLEY'S CAREER COACHING RECORD

YEAR(S)	POSITION
1998	Player/coach
1999	Hitting coach
2000	Hitting coach
2001	Manager
2002-03	Manager
2004-05	Manager
2006	Third base coach
2007	Minors infield coordinator
2008-10	Third base coach
2011	Manager
2012-13	Manager
2014	Minors co-field coordinator
2015-22	Third base coach

TEAM
Carolina (Pirates High-A)
Bradenton (Pirates Rookie)
Lynchburg (Pirates High-A)
Williamsport (Pirates Rookie)
Hickory (Pirates Low-A)
Altoona (Pirates Double-A)
Washington Nationals
Pittsburgh Pirates
Pittsburgh Pirates
Harrisburg (Nationals Double-A)
Syracuse (Nationals Triple-A)
Washington Nationals
Texas Rangers

### HYERS' CAREER COACHING RECORD

YEAR(S)	POSITION
2002	Hitting coach
2003-08	Private hitting instructor
2009-12	Area amateur scout (Ga.)
2013-15	Minors hitting coordinator
2014	Interim hitting coach
2016-17	Assistant hitting coach
2018-21	Hitting coach
2022	Hitting coach

TEAM
West Michigan (Tigers Low-A)
-
Boston Red Sox
Boston Red Sox
Boston Red Sox
Los Angeles Dodgers
Boston Red Sox
Texas Rangers

### MADDUX'S CAREER COACHING RECORD

YEAR(S)	POSITION
2000-02	Pitching coach
2003-08	Pitching coach
2009-15	Pitching coach
2016-17	Pitching coach
2018-22	Pitching coach

TEAM
Round Rock (Astros Double-A)
Milwaukee Brewers
Texas Rangers
Washington Nationals
St. Louis Cardinals

### CONNOR'S CAREER COACHING RECORD

YEAR(S)	POSITION
2018	Hitting coach
2019	Hitting coach
2020	Hitting coach
2021	Hitting coach
2022	Assistant hitting coach

TEAM
Great Lakes (Dodgers A)
Ogden (Dodgers Rookie)
Great Lakes (Dodgers A)
Fla. Complex League Twins
Texas Rangers

### RAGSDALE'S CAREER COACHING RECORD

YEAR(S)	POSITION
2010	Coach
2011	Coach
2012	Manager
2013-15	Manager
2016-18	Minors field coordinator
2019	Manager/field coordinator
2020-22	MLB Field Coord./1B Coach

TEAM
Arizona (Rangers Rookie)
Hickory (Rangers Low-A)
Arizona (Rangers Rookie)
Hickory (Rangers Low-A)
Texas Rangers
Down East (Rangers High-A)
Texas Rangers

### ECKER'S CAREER COACHING RECORD

YEAR(S)	POSITION
2011-12	Head asst. coach
2013-14	Head Coach
2015-16	Hitting coach
2017	Hitting coach
2018	Hitting coach
2019	Asst. hitting coach
2020-21	Hitting coach
2022	Bench coach/Off. coord.

TEAM
Los Altos (CA) HS
Los Altos (CA) HS
Palm Beach (Cardinals High-A)
Peoria (Cardinals Low-A)
Salt Lake (Angels Triple-A)
Cincinnati Reds
San Francisco Giants
Texas Rangers

### VENABLE'S CAREER COACHING RECORD

YEAR(S)	POSITION
2017	Special assistant
2018-19	First base coach
2020	Third base coach
2021-22	Bench coach

TEAM
Chicago Cubs
Chicago Cubs
Chicago Cubs
Boston Red Sox

### HAYES' CAREER COACHING RECORD

YEAR(S)	POSITION
2018-21	Coord. of run prevention
2022	Bulpen coach

TEAM
Texas Rangers
Texas Rangers

### WILSON'S CAREER COACHING RECORD

YEAR(S)	POSITION
2020	Manager
2021	Catching coordinator

TEAM
Frisco (Rangers AA)
Texas Rangers

## 2023 TEXAS ACQUISITION HISTORY

FRONT OFFICE

YEAR	PLAYER	TRANSACTION
2010	José Leclerc	Signed as a non-drafted free agent on Dec. 9, 2010
2013	Jonathan Hernández	Signed as a non-drafted free agent on Jan. 30, 2013
2014	Brett Martin	Selected in the 4th round of the 2014 June draft
2015	Leody Taveras	Signed as a non-drafted free agent on July 2, 2015
	Yerry Rodríguez	Signed as a non-drafted free agent on Sept. 2, 2015
2016	Cole Ragans	Selected in the 1st round (30th overall) of the 2016 June draft
	Sam Huff	Selected in the 7th round of the 2016 June draft
	Joe Barlow	Selected in the 11th round of the 2016 June draft
2017	Bubba Thompson	Selected in the 1st round (26th overall) of the 2017 June draft
	John King	Selected in the 10th round of the 2017 June draft
	Ricky Vanasco	Selected in the 15th round of the 2017 June draft
2018	Cole Winn	Selected in the 1st round (15th overall) of the 2018 June draft
	Owen White	Selected in the 2nd round of the 2018 June draft
	Jonathan Ornelas	Selected in the 3rd round of the 2018 June draft

COACHES

	Luisangel Acuña	Signed as a non-drafted free agent on July 2, 2018
	Taylor Hearn	Acquired from Pittsburgh, along with a PTBNL (INF Sherten Apostel), in exchange for RHP Keone Kela on July 30, 2018
	Brock Burke	Acquired from Tampa Bay, along with LHP Kyle Bird and RHP Yoel Espinal, as part of 3-team trade with Oakland that sent INF Eli White and international slot compensation to Texas, INF Jurickson Profar to Oakland, and RHP Rolie Lacy, RHP Emilio Pagan, and a 2019 Competitive Balance Round A pick to Tampa Bay on Dec. 21, 2018

PLAYERS

2019	Josh Jung	Selected in the 1st round (8th overall) of the 2019 June draft
	Zak Kent	Selected in the 9th round of the 2019 June draft
	Adolis García	Acquired from St. Louis in exchange for cash on Dec. 21, 2019
2020	Dustin Harris	Acquired from Oakland, along with OF Marcus Smith, as players to be named later on Sept. 18, 2020, completing an Aug. 31, 2020 trade involving LHP Mike Minor
	Dane Dunning	Acquired from Chicago-AL, along with LHP Avery Weems, in exchange for RHP Lance Lynn on Dec. 8, 2020
	Nathaniel Lowe	Acquired from Tampa Bay, along with 1B Jake Guenther and a PTBNL (OF Carl Chester), in exchange for OF Heriberto Hernandez, INF Osleivis Basabe, and OF Alexander Ovalles on Dec. 10, 2020
2021	Jonah Heim	Acquired from Oakland, along with RHP Dane Acker and OF Khris Davis, in exchange for C Aramis García, SS Elvis Andrus, and cash considerations on Feb. 6, 2021
	Josh Sborz	Acquired from Los Angeles-NL in exchange for minor league RHP Jhan Zambrano on Feb. 16, 2021
	Ezequiel Duran	Acquired from New York-AL, along with RHP Glenn Otto, INF Josh Smith, and INF Trevor Hauer, in exchange for OF Joey Gallo and LHP Joely Rodríguez on July 29, 2021
	Glenn Otto	Acquired from New York-AL, along with INF Josh Smith, INF Ezequiel Duran, and INF Trevor Hauer, in exchange for OF Joey Gallo and LHP Joely Rodríguez on July 29, 2021
	Josh Smith	Acquired from New York-AL, along with RHP Glenn Otto, INF Ezequiel Duran, and INF Trevor Hauer, in exchange for OF Joey Gallo and LHP Joely Rodríguez on July 29, 2021
	Spencer Howard	Acquired from Philadelphia, along with RHP Josh Gessner and RHP Kevin Gowdy, in exchange for RHP Kyle Gibson, RHP Ian Kennedy, and RHP Hans Crouse on July 30, 2021

2022 REVIEW

OPPONENTS

	Jon Gray	Signed as a free agent on Dec. 1, 2021
	Corey Seager	Signed as a free agent on Dec. 1, 2021
	Marcus Semien	Signed as a free agent on Dec. 1, 2021
2022	Mitch Garver	Acquired from Minnesota in exchange for INF Isiah Kiner-Falefa and RHP Ronny Henriquez on March 12, 2022
	Martín Pérez	Signed as a free agent on March 14, 2022
	Brad Miller	Signed as a free agent on March 17, 2022
	Mark Mathias	Acquired from Milwaukee, along with LHP Antoine Kelly, in exchange for RHP Matt Bush on Aug. 2, 2022
	Jake Odorizzi	Acquired from Atlanta, along with cash considerations, in exchange for LHP Kolby Allard on Nov. 9, 2022
	Jacob deGrom	Signed as a free agent on Dec. 2, 2022
	Andrew Heaney	Signed as a free agent on Dec. 9, 2022
	Nathan Eovaldi	Signed as a free agent on Dec. 27, 2022

RECORDS

DEVELOPMENT

	Corey Seager	2021
	Marcus Semien	2021
	Martín Pérez	2022
	Brad Miller	2022
	Jacob deGrom	2022
	Andrew Heaney	2022
	Nathan Eovaldi	2022

MEDIA

### SELECTED IN THE MLB DRAFT (12)

Brett Martin	4th, 2014
Cole Ragans	1st, 2016
Sam Huff	7th, 2016
Joe Barlow	11th, 2016
Bubba Thompson	1st, 2017
John King	10th, 2017
Ricky Vanasco	15th, 2017
Cole Winn	1st, 2018
Owen White	2nd, 2018
Jonathan Ornelas	3rd, 2018
Josh Jung	1st, 2019
Zak Kent	9th, 2019

### NON-DRAFTED FREE AGENTS (5)

José Leclerc	2010
Jonathan Hernández	2013
Leody Taveras	2015
Yerry Rodríguez	2015
Luisangel Acuña	2018

### TRADES (15)

Taylor Hearn	with PIT, 2018
Brock Burke	with TB, 2018
Adolis García	with STL, 2019
Dustin Harris	with OAK, 2020
Dane Dunning	with CWS, 2020
Nathaniel Lowe	with TB, 2020
Jonah Heim	with OAK, 2021
Josh Sborz	with LAD, 2021
Ezequiel Duran	with NYY, 2021
Glenn Otto	with NYY, 2021
Josh Smith	with NYY, 2021
Spencer Howard	with PHI, 2021
Mitch Garver	with MIN, 2022
Mark Mathias	with MIL, 2022
Jake Odorizzi	with ATL, 2022

### MAJOR LEAGUE FREE AGENTS (8)

Jon Gray	2021
Corey Seager	2021
Marcus Semien	2021
Martín Pérez	2022
Brad Miller	2022
Jacob deGrom	2022
Andrew Heaney	2022
Nathan Eovaldi	2022

# PLAYERS



Jacob deGrom signed a five-year contract with Texas in early December. The two-time National League Cy Young Award winner owns the highest lifetime strikeout percentage in MLB history among pitchers with at least 1000.0 innings (30.8%).



# LUISANGEL ACUÑA



INF #74

R BATS R THROWS  
5'10" HEIGHT 180 WEIGHT  
21 OPENING DAY AGE

BORN March 12, 2002 in Caracas, Venezuela  
RESIDES La Sabana, Venezuela  
ACQUIRED Signed as a non-drafted free agent on July 2, 2018  
CONTRACT STATUS Signed through 2023  
SERVICE TIME • 0.000 OPTIONS USED 0/3

FRONT OFFICE

COACHES

PLAYERS

2022 REVIEW

OPPONENTS

RECORDS

DEVELOPMENT

MEDIA

**CAREER:** Acuña, who turns 21 on March 12, will be in his first Major League Spring Training camp after being added to Texas' 40-man roster as protection from the Rule 5 Draft on Nov. 15, 2022...the infielder enters 2023 ranked as the 4th-best prospect in the Rangers' farm system according to both *Baseball America* and MLB Pipeline, with Pipeline rating him as the no. 71 overall prospect in the game...batted .277 with 11 HR, 47 RBI, and 40 SB for Hickory (A+) and Frisco (AA) last year, overcoming an early-season hamstring injury that caused him to miss the first month of the campaign...has produced a lifetime .286/.373/.423/.796 (278-972) slash line, 25 HR, and 150 RBI over 253 G in the minor leagues since making his professional debut in 2019...has gone 101-for-127 (79.5%) in stolen base attempts in his minors career, and his 84 steals over the last two seasons (2021-22) are the 2nd-most among Texas farmhands over that span to only Jayce Easley (92)...the younger sibling of 3-time All-Star and current Atlanta Braves outfielder Ronald Acuña Jr., Luisangel originally signed with the Rangers as a non-drafted free agent out of Caracas, Venezuela on July 2, 2018.

**2022:** As a 20-year-old, posted a .277/.369/.426/.795 (99-357) slash line, 11 home runs, 47 RBI, and 40 stolen bases over 91 games between High-A Hickory (54 G) and Double-A Frisco (37 G)...marked his 2nd straight 40+ steal campaign (also 44 in 2021), as he finished as one of five Texas farmhands with 40-or-more SB in 2022...spent early portion of the campaign on the Injured List from 4/10-5/4 after suffering a hamstring strain in his first game of the season...batted .317/.417/.483/.900 (65-205) with 8 HR and 29 RBI for Hickory before earning a mid-season promotion to Frisco on 8/2...batted .224 (34-152) with 3 HR and 18 RBI with the RoughRiders to close the season, helping the club capture its first Texas League championship since 2004...hit grand slam on 8/6 vs. Amarillo for first career Double-A home run...made majority of his starts at shortstop (61), but also saw action at second base (22)...slashed .238/.322/.363/.685 (19-80) with 2 HR, 11 RBI, and 8 steals in 21 G for the Arizona Fall League champion Surprise Saguaros...was selected as an AFL

All-Star and ranked by MLB Pipeline as the 12th-best prospect on the fall circuit...entered the year as the no. 10 prospect in the Rangers farm system according to *Baseball America* before improving to no. 6 in the publication's mid-season rankings.

**2021:** Named a Low-A East All-Star and Texas Organization All-Star by MiLB.com after leading Down East in HR (12) and RBI (74) in his 1st season in the United States...ranked among league leaders in R (3rd, 77), SB (3rd, 44), H (T3rd, 110), RBI (4th), and TB (T7th, 167)...tied for the organization lead with 111 games played and placed 2nd with 44 SB behind teammate Jayce Easley (70)...went 5-for-5 with a HR, 2B, and 3 RBI on 7/6 at Fayetteville...rated as the 9th-best prospect in the Low-A East by *Baseball America* at the conclusion of the regular season...honored as the Texas organization's Defender of the Year, seeing action up the middle defensively at both shortstop (42 GS) and second base (36 GS)...tapped by BA as the Rangers' 8th-best prospect entering the season...**2020:** Did not see official game action after minor league season was canceled due to pandemic...participated in Fall Developmental League, where he batted .293 with a 2B, 3B, 9 R, and 7 RBI over 46 PA...ranked as Texas' 8th-best prospect entering 2020 according to *Baseball America*...**2019:** Named a Dominican Summer League All-Star by *Baseball America* in his professional debut...posted 2nd-highest qualifying OBP (.438) in Texas farm system, good for 12th in DSL...reached base safely via H/BB in 43 of 51 G...batted .478 (33-69) with 14 BB/5 SO during 17-G hitting streak from 6/4-26...**2018:** Did not see official game action after signing his 1st pro contract on 7/2/18.

**PERSONAL/AMATEUR:** Luisangel Jose Acuña...older brother, Ronald Jr., plays for the Atlanta Braves and younger brother, Bryan, is an infielder in the Minnesota Twins farm system...father, Ronald Sr., played 8 minor league seasons from 1999-2006 with the New York Mets, Toronto Blue Jays, and Milwaukee Brewers organizations.

## CAREER RECORD

YEAR	CLUB	AVG	G	AB	R	H	TB	2B	3B	HR	RBI	SH	SF	BB-I	SO	SB	CS	HP	GDP	OBP	SLG
2019	DSL Rangers1-1	.342	51	202	61	69	92	11	3	2	29	0	2	34-0	26	17	6	2	4	.438	.455
2020																					
ALTERNATE TRAINING SITE																					
2021	Down East	.266	111	413	77	110	167	15	3	12	74	0	7	49-0	110	44	11	4	5	.345	.404
2022	Hickory	.317	54	205	45	65	99	10	0	8	29	0	0	34-0	60	28	6	1	4	.417	.483
	Frisco	.224	37	152	21	34	53	6	2	3	18	0	0	17-0	36	12	3	0	5	.302	.349
<b>MINOR TOTALS</b>		<b>.286</b>	<b>253</b>	<b>972</b>	<b>204</b>	<b>278</b>	<b>411</b>	<b>42</b>	<b>8</b>	<b>25</b>	<b>150</b>	<b>0</b>	<b>9</b>	<b>134-0</b>	<b>232</b>	<b>101</b>	<b>26</b>	<b>7</b>	<b>18</b>	<b>.373</b>	<b>.423</b>

\* Led league # Tied for league lead

1- Signed as a non-drafted free agent on July 2, 2018...signed by Rafic Saab.





# JOE BARLOW

R BATS R THROWS  
6'2" HEIGHT 200 WEIGHT  
27 OPENING DAY AGE

BORN Sept. 28, 1995 in Riverton, UT  
RESIDES Scottsdale, AZ  
ACQUIRED Selected in the 11th round of the 2016 June draft  
CONTRACT STATUS Signed through 2023  
SERVICE TIME 1.103 OPTIONS USED 0/3

**CAREER:** Barlow followed up his debut season in 2021 by setting career highs in games pitched (35), saves (13) and strikeouts (28) during the 2022 campaign...his 11 saves in his first Major League action in 2021 ranked 2nd among MLB rookies and 2nd in team history by a Texas rookie...the 27-year-old right-hander throws primarily fastball and slider...will be in his 3rd Major League camp this spring (also 2020 and 2022)...over six years in the minors, has compiled a 2.60 ERA and 12.7 strikeouts per 9.0 innings while allowing just 1.0 home run per 9.0 innings...was a Carolina League mid-season All-Star selection for High-A Down East in 2019...the Utah native was selected by the Rangers in the 11th round of the 2016 June draft out of Salt Lake Community College.

**MAJORS IN 2022:** Recorded career-best and team-high 13 saves, 13th-most in A.L., despite enduring multiple stints on the 15-day Injured List due to a blister on his right index finger: 7/13-8/16 and 8/18-9/22...finished with a 3-1 record and 3.86 ERA (15 ER/35.0 IP) while also setting career highs in games (35), wins, innings, and strikeouts (28)...went 1-0 with a 1.56 ERA (3 ER/17.1 IP), .177 opp. BA, and 8.83 SO/9 figure over 17 G in April-May, but registered a 6.11 ERA (12 ER/17.2 IP), .246 opp. BA, and 5.60 SO/9 figure over 18 G after the start of June...compiled a 0.82 ERA (2 R-1 ER/11.0 IP) and was 8-for-8 in save tries over 11 G in May, tying his career high for saves in a single month (also 8 saves in Sept. of 2021)...opponents batted .213/.301/.378/.679 (27-127) with 10 extra-base hits (5 HR, 1 3B, 4 2B) while posting reverse platoon splits: .182 BA (10-55) vs. LHB and .236 BA (17-72) vs. RHB...struck out just 28 of 146 (19.2%) of batters faced, as his 7.20 strikeouts per 9.0 innings figure was 2nd-lowest among MLB pitchers with 10+ saves (5.63-ARI's Mark Melancon).

**SURGERY:** Underwent arthroscopic surgery on 11/4/22 to separate a pair of fused tendons in his right wrist, a condition that was thought to be contributing to blister issue...is expected to be ready for Spring Training.

**MINORS IN 2022:** Combined to go 1-0 with a 1.35 ERA (1 ER/6.2 IP) and 7 SO/3 BB over 5 relief outings with Frisco (AA) and Round Rock (AAA) while on injury rehab assignment.

**CLOSING THE DOOR:** Was successful in 13 of 17 (76.5%) save tries, including each of first 9 to open the season...that season-opening span extended his streak of 17 straight converted saves from 9/8/21-5/31/22, which ended after he suffered a blown save/loss on 6/3 vs. SEA (1.0 IP, 2 R-ER, 1 HR)...marked the longest Texas save streak since Keone Kela (25, 5/21/17-7/13/18)...did not allow an earned run in any save opp. during the multi-season streak, matching the longest run of its kind in club history: 17-Frank Francisco (8/27/08-6/3/09).

**2021:** Selected from Round Rock (AAA) on 6/23, Barlow emerged as one of the Rangers' top relievers in his rookie season, posting a 1.55 ERA (5 ER/29.0 IP) and 11 saves over 31 G for Texas in his 1st ML action...ranked among MLB leaders (min. 30 G) in opp. BA (1st), OBP (3rd), SLG (3rd), OPS (3rd), WHIP (3rd, 0.83), and ERA (8th)...finished with the lowest opp. BA (.124) and 5th-lowest ERA (1.55) all-time among Texas pitchers with 30+ appearances in a season...on 10-day IL, 8/20-29, w/ blister on right index finger...struck out club-record 8 consecutive batters (7/24-8/2), surpassing previous mark that had been held by Nolan Ryan (7/7/91) and Neftali Feliz (8/7-13/09)...**2020:** A non-roster invitee to ML Spring Training for the 1st time, he did not see official game action after minor league season was canceled due to pandemic...was 0-0, 5.40 (2 ER/3.1 IP) over 4 G in Cactus League, assigned to minor league camp on 3/11, date of final game before the shutdown...did not participate with Alternate Site group or in Fall Developmental League...**2019:** Recorded 14.68 SO/9 (93 SO/57.0 IP) across 3 levels (A+/AA/AAA), 6th-highest rate among MiLB pitchers with at least 50.0 IP...named best reliever in the Carolina League in *Baseball America's* annual Best Tools survey after posting a .132/.269/.197/.466 opp. slash line in 17 G at Down East...honored with organization's internal Reliever of the Month award for May (2-0, 0.00 ERA, 4 BB/25 SO)...allowed 0 ER in 15 consecutive G from 4/10-5/27...saw action in 13 G with Frisco (AA) from 5/30-7/11 and ranked among Texas League leaders (min. 15.0 IP) in SO/9 (2nd, 15.19), opp. BA (3rd, .118), and ERA (75th, 1.13) over that span...made his Nashville (AAA) debut on 7/15...**2018:** Held opponents to a .116/.274/.189/.463 slash line, posting the lowest opponent average among all minor league pitchers with at least 50.0 IP...named the best reliever in the South Atlantic League in *Baseball America's* annual Best Tools survey...ended season with a 22.0-inning scoreless streak, holding opponents to a .110/.175/.137/.312 slash line with 6 BB/37 SO during the streak...went 0-2 with a 6.94 ERA (9 ER/11.2 IP) in 11 G with Surprise in the Arizona Fall League...**2017:** Ranked among the Northwest League relief leaders in opp. avg (2nd, .177), wins (T2nd, 6), and SO/9 (5th, 12.80)...opponents batted .177/.303/.222/.525...whiffed 64 of 158 BF (40.5%)...**2016:** Recorded 13 games/3 starts with the AZL Rangers in his 1st pro season...was 2-2 with a 2.74 ERA (7 ER/23.0 IP) and 2 saves as a reliever and 0-2, 8.38 (9 ER/9.2 IP) as a starter.

**PERSONAL/AMATEUR:** Joseph Israel Barlow...he and wife Megan Marie Barlow married on 11/12/22...Megan's father is former MLB outfielder Luis Gonzalez, who played 19 seasons with six different teams from 1990-2008...went 3-3 with a 2.12 ERA (11 ER/46.2 IP) and 51 strikeouts over 13 games/7 starts as a sophomore at Salt Lake Community College...signed by TEX scout Josh Simpson on 6/14/16...also started 25 games behind the plate for the Bruins...was a 2014 All-State selection at Riverton (Utah) High School...has seven brothers and three sisters.

FRONT OFFICE

COACHES

PLAYERS

2022 REVIEW

OPPONENTS

RECORDS

DEVELOPMENT

MEDIA

## CAREER RECORD

YEAR	CLUB	W-L	ERA	G	GS	CG	SHO	SV	IP	H	R	ER	HR	HB	BB-I	SO	WP	BK	AVG
2016	AZL Rangers—1	2-4	4.41	13	3	0	0	2	32.2	29	17	16	4	3	19-0	29	2	0	.242
2017	Spokane	6-1	2.00	16	0	0	0	0	45.0	28	13	10	0	1	28-0	64	2	3	.177
2018	Hickory	3-3	1.68	38	0	0	0	8	59.0	22	14	11	3	0	41-3	91	8	0	.118
2019	Down East	4-0	0.38	17	0	0	0	4	23.2	10	2	1	1	0	15-0	44	2	0	.132
	Frisco	1-1	1.13	13	0	0	0	0	16.0	6	2	2	1	0	6-0	27	2	0	.118
	Nashville	1-1	8.83	19	0	0	0	0	17.1	23	17	17	1	0	21-0	22	2	0	.319
2020	DID NOT PITCH																		
2021	Round Rock	0-1	2.57	17	0	0	0	7	21.0	8	6	6	1	1	8-0	29	1	0	.124
	Texas—2	0-2	1.55	31	0	0	0	11	29.0	12	9	5	2	0	12-0	27	1	0	.114
2022	Frisco	1-0	0.00	3	0	0	0	0	5.1	1	0	0	0	0	2-0	5	0	0	.059
	Round Rock	0-0	6.75	2	0	0	0	0	1.1	2	1	1	0	0	1-0	2	0	0	.400
	Texas—3,4	3-1	3.86	35	0	0	0	13	35.0	27	18	15	5	4	13-0	28	0	0	.213
MAJOR TOTALS		3-3	2.81	66	0	0	0	24	64.0	39	27	20	7	4	25-0	55	1	0	.174
MINOR TOTALS		18-11	2.60	138	3	0	0	21	221.1	129	72	64	11	5	141-3	313	19	3	.171

\* Led league # Tied for league lead

- 1- Selected by Texas in the 11th round of the 2016 June draft...signed by Josh Simpson.
- 2- On Injured List, Aug. 20-29, 2021, with right index finger blister.
- 3- On injured list, July 13-Aug. 16, 2022, with right index finger blister...included rehab assignment with Round Rock, July 31-Aug. 2, and Frisco, Aug. 3-16.
- 4- On injured list, Aug. 18-Sept. 22, 2022, with right index finger blister...included rehab assignment with Round Rock, Sept. 17-19, and Frisco, Sept. 20-22.

## CAREER FIELDING

P	PCT	G	PO	A	E	TC	DP
Totals	1,000	66	3	3	0	6	0

## CAREER HIGHS

**Innings:** 2.0, Aug. 19, 2021 vs. SEA  
**Strikeouts:** 3, 2x, last April 11, 2022 vs. COL  
**Walks:** 2, 3x, last Sept. 28, 2022 at SEA  
**Winning Streak:** 2, June 12-25, 2022  
**Losing Streak:** 2, Aug. 19-Sept. 1, 2021  
**Save Streak:** 17, Sept. 8, 2021-May 31, 2022

## RANGERS ORGANIZATIONAL BIRTHDAYS (AGE IS FOR 2023 BIRTHDAY)

### JANUARY

14 Cody Atkinson (34)  
 14 Sam Huff (25)  
 15 Mitch Garver (32)  
 19 Carlos Cardoza (36)  
 29 Seth Conner (31)

### FEBRUARY

12 Josh Jung (25)  
 13 Nathan Eovaldi (33)  
 13 Brett Hayes (39)  
 21 Kenny Holmberg (40)  
 24 Zak Kent (25)

### MARCH

2 Adolis Garcia (30)  
 4 Tom Grieve (75)  
 6 Chuck Morgan  
 9 C. J. Nitkowski (50)  
 9 Donnie Ecker (37)  
 11 Glenn Otto (27)  
 12 Luisangel Acuña (21)  
 22 Sean Fields (39)  
 23 Regan Wong  
 27 Jake Odorizzi (33)

### APRIL

4 Martín Pérez (32)  
 7 Josh Shelton  
 8 Josh Frazier  
 8 Bobby Wilson (40)  
 9 Jose Guzman  
 16 Bruce Bochy (68)  
 21 Matt Lucero (54)  
 27 Corey Seager (29)  
 28 Brett Martin (28)

### MAY

1 Jared Sandler (34)  
 9 Josh Boyd  
 16 Eric Nadel  
 22 Ezequiel Duran (24)  
 25 Chris Young (44)  
 26 Jonathan Ornelas (23)  
 28 Jose Vazquez

### JUNE

1 Eleno Ornelas  
 5 Andrew Heaney (32)  
 9 Bubba Thompson (25)  
 14 John Blake  
 19 Jacob deGrom (35)  
 22 Ian Kinsler (41)  
 27 Jonah Heim (28)

### JULY

6 Jonathan Hernández (26)  
 8 Dustin Harris (23)  
 28 Spencer Howard (26)

### AUGUST

1 Emily Jones  
 2 Colby Lewis (44)  
 2 Mark Mathias (28)  
 4 Brock Burke (26)  
 7 Josh Smith (25)  
 9 Owen White (23)  
 12 Dave Raymond  
 16 David Bales  
 27 Mike Maddux (62)  
 30 Taylor Hearn (28)

### SEPTEMBER

8 Leody Taveras (24)  
 14 John King (28)  
 17 Marcus Semien (32)  
 28 Joe Barlow (27)

### OCTOBER


3 Tim Hyers (52)  
 6 Darren Oliver (53)  
 13 Ricky Vanasco (24)  
 15 Yerry Rodríguez (25)  
 18 Brad Miller (33)  
 18 David Murphy (42)  
 19 Michael Young (47)  
 29 Will Venable (41)  
 30 David Valle (63)

### NOVEMBER

5 Jon Gray (31)  
 10 Corey Ragsdale (41)  
 13 Brandon Boyd  
 24 Steve Mintz  
 25 Cole Winn (23)  
 27 Iván Rodríguez (52)

### DECEMBER

5 Tony Beasley (57)  
 8 Matt Hicks  
 10 Jacob Newburn  
 12 Cole Ragans (25)  
 17 Josh Sborz (29)  
 19 Jose Leclerc (29)  
 20 Dane Dunning (28)  
 20 Kip Fagg



# JACOB BARNES

R BATS R THROWS  
6'2" HEIGHT 230 WEIGHT  
32 OPENING DAY AGE

BORN April 14, 1990 in St. Petersburg, FL  
RESIDES Franklin, TN  
ACQUIRED Signed as a minor league free agent on Jan. 18, 2023  
CONTRACT STATUS Signed through 2023  
SERVICE TIME 5.071 OPTIONS USED 3/3

RHP #35

NON-ROSTER INVITEE

FRONT OFFICE

COACHES

PLAYERS

2022 REVIEW

OPPONENTS

RECORDS

DEVELOPMENT

MEDIA

**CAREER:** The 32-year-old signed with Texas on 1/18 as a non-roster invite to Major League Spring Training...holds a lifetime 8-16 record with a 4.70 ERA (130 ER/249 IP) across his 252 career MLB appearances...marks his eighth different team in as many years in the big leagues...the 11-year veteran spent the bulk of his career with Milwaukee including a productive four-year span from 2016-2019 in which he was 4-7 with a 3.93 ERA...has limited LHB (.245 BA) more than RHB (.255 BA) at the plate in career...stranded 28 of 45 inherited runners (62.2%) with the Brewers...also excelled at getting the first batter faced out, doing so at a 65.8% clip (98-149)...shouldered his biggest workload during 2017 appearing in a career-high 73 games which ranked as the sixth-most among N.L. pitchers...his 80 strikeouts ranked 10th among N.L. relievers while his 24 holds placed him fourth...was excellent in his 2016 rookie season posting a 2.70 ERA (8 ER/26.2 IP)...has bounced around since 2019 spending time with Detroit, Kansas City, Los Angeles-AL, New York-AL, New York-NL and Toronto...combined to go 4-9 with a 6.26 ERA (57 ER/82 IP) in the last three campaigns (2020-2022)...the St. Petersburg native was selected in the 14th round of the 2011 MLB Draft out of the University of Florida Gulf Coast.

**2022:** Elected free agency on 6/18 after starting season with Detroit...made 22 appearances for the Tigers posting a 6.10 ERA and striking out 10 across 20.2 innings of work...signed four days later by Seattle to a minor-league contract...entered four games in relief for Triple-A Tacoma before re-signing with the Tigers...released on 8/26 and joined New York-AL on 8/30, spending the rest of the season with Scranton/Wilkes Barre...made lone Major League appearance with the Yankees on 10/1 tossing 1.2 scoreless innings and punching out two.

**2021:** Opened season with New-York-NL, being utilized in relief 19 times while surrendering runs in seven of those appearances...picked up first save since April 2018 on 5/21 at Miami...sent down on 6/14 before being traded to Toronto on 6/19 for RHP Troy Miller...didn't allow a run in first five games with the Blue Jays (6.0 IP), but allowed 7 over his last five games (4.0 IP)...sent down to Triple-A Buffalo where he recorded 10 scoreless outings from 8/6-9/10 allowing four hits and striking out six...**2020:** Signed with the Angels on 12/23 and earned an invite to spring training, making the 40-man roster after a solid showing...went 0-2 with a 5.50 ERA after appearing in 18 games with Los Angeles-AL in the shortened season...struck out a career-high five batters at Los Angeles-NL on 9/26...ended season with a quartet of scoreless innings while striking out 9 over his three four games...**2019:** Began season with Milwaukee before being claimed by Kansas City off waivers on 8/3...made only start of Major League career on 5/1 vs. Colorado, serving as an opener and allowing three runs on two hits...placed on

the IL from 6/29-7/20...combined to go 1-5 on the mound with a career-low 7.44 ERA in 33 games...**2018:** Appeared in 49 relief opportunities with Milwaukee posting a 3.33 ERA including a save on Opening Day 3/29 at San Diego...served four separate stints with the team after fluctuating between Triple-A Colorado Springs...was better against RHB (.241) than LHB (.298)...retired 30 of 49 first batters faced (61.2%)...made 11 appearances with Colorado Springs going 1-0 with a 1.54 ERA...**2017:** Spent first full season in the Majors, appearing in 73 games which placed him sixth among National League hurlers...his 80 strikeouts ranked 10th among NL relievers and 24 holds ranked fourth...earned first Major League win on 5/17 at San Diego...stranded 12 of 17 inherited runners (70.6%)...didn't allow a run over his first 12 outings of the season (12.1 IP, 4 H, 0 ER, 14 K)...Boasted a 0.93 ERA (1 ER/9.2 IP) over his final eight outings...stranded 12 of 17 inherited runners (70.6%)...**2016:** Combined to make 44 appearances between three levels of farm system...recalled and made Major League debut on 6/3 for Milwaukee, throwing a scoreless inning at Philadelphia including a K in first AB...posted an 0-1 record with a 2.70 ERA (8 ER/26.2 IP) in his first big-league season...worked way through farm system after stints with Biloxi and Colorado Springs...recorded his first Major League save on 10/1 at Colorado...**2015:** Made 39 appearances for Double-A Biloxi, transitioning into a bullpen role for first time in career...sporting a strong June throwing 9.2 frames while striking out 10 and allowing just one run...boasted a 3.81 ERA as a starter while posting a 3.09 ERA in relief...named an AFL Rising Star with the Surprise Saguaros after not allowing a run over 11.2 innings of work...struck out 17 and walked just three batters in eight relief chances...**2014:** Spent most of season with Double-A Huntsville starting in 21 of his 26 games and posting a 4.26 ERA (50 ER/105.2 IP) with the Stars...began season with Brevard County before being called-up allowing just one run in 7.1 innings...placed on the Injured List for first time in career from 5/30-6/12 shortly after promotion...had a strong August going 0-1 with a 2.53 ERA (9 ER/32 IP) with 19 strikeouts in 6 G/5 GS...**2013:** Posted a 9-6 record with Brevard County (A+) finishing tied for fifth in the Florida State League with nine wins...Once again split time as a starter and reliever, combining for a 3.08 ERA (36 ER/105.1 IP) in his 21 combined games...allowed just six home runs and registered 66 strikeouts...**2012:** Spent entire season with Single-A Wisconsin, appearing in 25 games including seven starts...threw 93.2 innings while striking out 83 batters...posted a 2.65 ERA (17 ER/57.2 IP) in relief compared to a 5.75 ERA (23 ER/36 IP) across his seven starts...**2011:** Made professional debut on 6/20 with Helena (Rk.), throwing an inning of relief against Missoula...boasted a 13.0 strikeouts per 9 innings figure including multiple punchouts in 12 of his 18 relief appearances.

# BARNES CONTINUED

**PERSONAL/AMATEUR:** Full name is Jacob Andrew Barnes...has one daughter named Maisy...played collegiately at Florida Gulf Coast University from 2009-2011...struck out a team-high 68 batters his senior season across 55 innings of work...prepped at

St. Petersburg HS (FL) where he also played football...received honorable mention All-State...selected in the 14th round of the 2011 MLB Draft by Milwaukee...signed by Tim McIlvaine.

## CAREER RECORD

YEAR	CLUB	W-L	ERA	G	GS	CG	SHO	SV	IP	H	R	ER	HR	HB	BB-I	SO	WP	BK	AVG
2011	Helena—1	2-1	2.12	18	0	0	0	2	29.2	25	7	7	3	2	6-1	43	4	0	.227
2012	Wisconsin	4-7	3.84	25	7	0	0	3	93.2	87	46	40	10	2	46-0	83	2	5	.251
2013	Brevard County	9-6	3.08	21	14	1	0	0	105.1	98	43	36	6	3	36-0	66	3	1	.250
2014	Brevard County Huntsville	0-0	1.23	3	0	0	0	0	7.1	3	1	1	1	0	0-0	8	0	0	.125
2015	Biloxi	2-6	4.26	23	21	0	0	0	105.2	94	57	50	9	10	38-0	75	6	1	.244
2016	Colorado Springs	2-1	1.21	17	0	0	0	1	22.1	14	3	3	1	0	7-0	23	3	0	.184
	Milwaukee—2	<b>0-1</b>	<b>2.70</b>	<b>27</b>	<b>0</b>	<b>0</b>	<b>0</b>	<b>1</b>	<b>26.2</b>	<b>24</b>	<b>9</b>	<b>8</b>	<b>1</b>	<b>0</b>	<b>6-1</b>	<b>26</b>	<b>2</b>	<b>0</b>	<b>.245</b>
	Biloxi	0-0	0.00	3	0	0	0	0	2.2	2	0	0	0	0	0-0	4	1	0	.182
2017	Milwaukee	<b>3-4</b>	<b>4.00</b>	<b>73</b>	<b>0</b>	<b>0</b>	<b>0</b>	<b>2</b>	<b>72.0</b>	<b>57</b>	<b>35</b>	<b>32</b>	<b>8</b>	<b>3</b>	<b>33-4</b>	<b>80</b>	<b>6</b>	<b>0</b>	<b>.215</b>
2018	Milwaukee	<b>0-1</b>	<b>3.33</b>	<b>49</b>	<b>0</b>	<b>0</b>	<b>0</b>	<b>2</b>	<b>48.2</b>	<b>51</b>	<b>24</b>	<b>18</b>	<b>4</b>	<b>0</b>	<b>23-2</b>	<b>47</b>	<b>4</b>	<b>0</b>	<b>.266</b>
	Colorado Springs	1-0	1.54	11	0	0	0	2	11.2	5	3	2	0	0	8-0	10	2	0	.128
2019	Milwaukee—3	<b>1-1</b>	<b>6.86</b>	<b>18</b>	<b>1</b>	<b>0</b>	<b>0</b>	<b>0</b>	<b>19.2</b>	<b>22</b>	<b>17</b>	<b>15</b>	<b>3</b>	<b>0</b>	<b>11-1</b>	<b>22</b>	<b>1</b>	<b>0</b>	<b>.265</b>
	San Antonio	2-0	4.50	14	0	0	0	1	14.0	14	7	7	3	0	2-0	15	1	0	.246
	Omaha	0-0	3.38	3	0	0	0	0	2.2	4	1	1	0	0	0-0	6	0	0	.333
	Kansas City—4	<b>0-4</b>	<b>8.31</b>	<b>15</b>	<b>0</b>	<b>0</b>	<b>0</b>	<b>0</b>	<b>13.0</b>	<b>14</b>	<b>13</b>	<b>12</b>	<b>4</b>	<b>0</b>	<b>11-0</b>	<b>10</b>	<b>2</b>	<b>0</b>	<b>.264</b>
2020	Los Angeles-AL—5,6	<b>0-2</b>	<b>5.50</b>	<b>18</b>	<b>0</b>	<b>0</b>	<b>0</b>	<b>0</b>	<b>18.0</b>	<b>19</b>	<b>13</b>	<b>11</b>	<b>1</b>	<b>2</b>	<b>4-0</b>	<b>24</b>	<b>0</b>	<b>0</b>	<b>.275</b>
2021	New York-NL	<b>1-1</b>	<b>6.27</b>	<b>19</b>	<b>0</b>	<b>0</b>	<b>0</b>	<b>2</b>	<b>18.2</b>	<b>19</b>	<b>13</b>	<b>6</b>	<b>0</b>	<b>0</b>	<b>5-0</b>	<b>18</b>	<b>0</b>	<b>0</b>	<b>.260</b>
	Toronto—7	<b>0-1</b>	<b>6.30</b>	<b>10</b>	<b>0</b>	<b>0</b>	<b>0</b>	<b>0</b>	<b>10.0</b>	<b>12</b>	<b>7</b>	<b>7</b>	<b>1</b>	<b>1</b>	<b>6-0</b>	<b>15</b>	<b>0</b>	<b>0</b>	<b>.286</b>
	Buffalo	1-0	0.63	14	0	0	0	2	14.1	7	1	1	0	0	4-0	10	1	0	.146
2022	Detroit—8,9,10	<b>3-1</b>	<b>6.10</b>	<b>22</b>	<b>0</b>	<b>0</b>	<b>0</b>	<b>0</b>	<b>20.2</b>	<b>21</b>	<b>14</b>	<b>14</b>	<b>3</b>	<b>1</b>	<b>9-0</b>	<b>10</b>	<b>1</b>	<b>0</b>	<b>.269</b>
	Tacoma	0-0	0.00	4	0	0	0	0	4.0	4	0	0	0	0	1-0	5	0	0	.250
	Toledo	0-0	3.00	5	0	0	0	0	6.0	7	2	2	0	0	2-0	12	1	0	.280
	Scranton/Wilkes-Barre	1-1	2.25	10	0	0	0	0	8.0	4	3	2	0	0	4-1	8	1	1	.143
	New York-AL—11,12	<b>0-0</b>	<b>0.00</b>	<b>1</b>	<b>0</b>	<b>0</b>	<b>0</b>	<b>0</b>	<b>1.2</b>	<b>2</b>	<b>0</b>	<b>0</b>	<b>0</b>	<b>1</b>	<b>0-0</b>	<b>2</b>	<b>0</b>	<b>0</b>	<b>.286</b>
<b>MAJOR TOTALS</b>		<b>8-16</b>	<b>4.70</b>	<b>252</b>	<b>1</b>	<b>0</b>	<b>0</b>	<b>7</b>	<b>249.0</b>	<b>241</b>	<b>145</b>	<b>130</b>	<b>31</b>	<b>8</b>	<b>108-8</b>	<b>254</b>	<b>16</b>	<b>0</b>	<b>.251</b>
<b>MINOR TOTALS</b>		<b>28-27</b>	<b>3.22</b>	<b>210</b>	<b>48</b>	<b>1</b>	<b>0</b>	<b>11</b>	<b>502.1</b>	<b>442</b>	<b>206</b>	<b>180</b>	<b>35</b>	<b>19</b>	<b>184-3</b>	<b>452</b>	<b>32</b>	<b>8</b>	<b>.239</b>

\* Led league # Tied for league lead

- 1- Selected by Milwaukee in the 14th round of the 2011 draft...signed by Tim McIlvaine
- 2- On injured list, July 26-September 2, 2016, with right elbow impingement.
- 3- On injured list, June 29-July 20, 2019, with right hip inflammation.
- 4- Claimed off waivers by Kansas City from Milwaukee on August 3, 2019.
- 5- Signed by Los Angeles-AL as a minor league free agent on December 23, 2019.
- 6- Claimed off waivers by New York-NL from Los Angeles-AL on October 30, 2020.
- 7- Acquired by Toronto from New York-NL in exchange for Troy Miller on June 19, 2021.
- 8- Signed by the Detroit as a minor league free agent on December 1, 2021.
- 9- Signed by Seattle as a minor league free agent on June 22, 2022.
- 10- Signed by Detroit as a minor league free agent on July 26, 2022.
- 11- Signed by New York-AL as a minor league free agent on Aug. 30, 2022.
- 12- Signed by Texas as a minor league free agent on Jan. 18, 2023.

## CAREER FIELDING

P	PCT	G	PO	A	E	TC	DP
Totals	.881	252	21	31	7	59	2

## CAREER HIGHS

**Innings:** 2.0, 19x, last June 3, 2021 at SD  
**Strikeouts:** 5, Sept. 26, 2020 at LAD  
**Walks:** 3, 2x, last May 1, 2019 vs COL  
**Winning Streak:** 3, April 15-May 4, 2022  
**Losing Streak:** 7, April 28, 2019-Aug. 2, 2020

FRONT OFFICE

COACHES

PLAYERS


2022 REVIEW

OPPONENTS

RECORDS

DEVELOPMENT

MEDIA



# CODY BRADFORD

**L**  
BATS

**L**  
THROWS

**6'4"**  
HEIGHT

**197**  
WEIGHT

**25**  
OPENING DAY AGE

**BORN** February 22, 1998 in Aledo, TX

**RESIDES** Aledo, TX

**ACQUIRED** Selected in the 6th round of the 2019 June draft

**CONTRACT STATUS** Signed through 2023

**SERVICE TIME** 0.000 **OPTIONS USED** 0/3

**NON-ROSTER INVITEE**

**LHP #91**

**CAREER:** Bradford, who turned 25 on Feb. 22, enters his 3rd year in the Texas organization and first-ever Spring Training as a member of the Major League camp...spent 2nd professional season with Double-A Frisco in 2022, going 10-7 with a 5.01 ERA (66 ER/118.2 IP)...finished as one of just 7 Texas League pitchers with 10+ wins...the southpaw has paced Rangers minor leaguers in both strikeouts (252) and innings pitched (215.0) over the last two seasons (2021-22)...was named a 2021 Texas Organization All-Star by MiLB.com in his 1st professional action...missed the 2019 and 2020 campaigns due to injury and the pandemic respectively, but participated in the 2020 Fall Developmental League following the latter season...the Texas native was selected in the 6th round of the 2019 MLB Draft after producing a trio of strong campaigns with Baylor.

**2022:** Finished 10-7 with a 5.01 ERA (66 ER/118.2 IP) and team-high 124 strikeouts over 26 starts for Double-A Frisco...ranked among Texas organization pitching leaders in innings (2nd), starts (2nd), wins (2nd), and strikeouts (3rd), registering career bests in each of those categories...went 6-6, 6.26 ERA (54 ER/77.2 IP) over his first 19 GS, but closed by going 4-1, 2.63 ERA (12 ER/41.0 IP) over final 7 GS...struck out a season-high 11 batters over 5.1 innings of work against on 6/17 vs, Midland, one of 3 outings in which he recorded 10+ SO...proved more effective against LHB (.226 BA) than RHB (.302 BA).

**2021:** Named a Texas Organization All-Star by MiLB.com in his first professional season...combined for a 6-4 record and 4.11 ERA (44 ER/96.1 IP) in 20 games/starts for Frisco (AA) and Hickory (A+)...hurled the second most innings (96.1 IP) in the Texas minor league system and led the farmhands with 128 strikeouts...began season with Hickory – going 4-4, 4.23 (29

ER/61.2 IP) in 13 G/GS – and found even more success upon an 8/1 promotion to Frisco – going 2-0, 3.89 (15 ER/34.2 IP) in 7 G/GS...racked up 14 K's without issuing a walk in penultimate start at High-A on 7/22 at Asheville (W, 6.0 IP, 1 R-ER, 0 BB, 14 SO)...after promotion to Double-A, issued walks to just 4 of 146 (2.7%) BF spanning 34.2 IP at the level (1.0 BB/9)...**2020:** Did not see official game action after minor league season was canceled due to pandemic...participated in the Fall Developmental League and tied Zak Kent for the team/camp lead with 25 strikeouts...**2019:** Did not pitch following his selection in the draft while recovering from thoracic outlet syndrome surgery that he underwent that March.

**PERSONAL/AMATEUR:** Cody Bradford and his wife, Madi, were married on 12/15/19...played 3 seasons at Baylor University from 2017-19, posting a 12-11 record and 3.86 ERA (76 ER/177.1 IP) over 32 G/31 GS...earned a spot in the team's starting rotation as a freshman in 2017 and had his best year as a sophomore in 2018, when he was named Big 12 Conference Pitcher of the Year after going 7-6 with a 2.51 ERA and 87 strikeouts in 96.2 innings over 14 starts...became the first pitcher in Baylor program history to throw back-to-back complete game shutouts, doing so on 4/20/18 vs. TCU and 4/27/18 at Kansas State...was a pre-season All-America selection before 2019, but pitched in just 3 G before missing the rest of the campaign due to thoracic outlet syndrome, undergoing surgery in March 2019...was teammates with Davis Wendzel at Baylor...played baseball and ran track at Aledo (Tex.) High School, posting a 0.64 ERA on the mound as a senior...member of the 2018 USA Baseball Collegiate National Team...grew up a Rangers fan and idolized pitcher Derek Holland.

## CAREER RECORD

YEAR	CLUB	W-L	ERA	G	GS	CG	SHO	SV	IP	H	R	ER	HR	HB	BB-I	SO	WP	BK	AVG
2021	Hickory—1	4-4	4.23	13	13	0	0	0	61.2	55	36	29	9	2	17-0	87	2	0	.230
	Frisco	2-0	3.89	7	7	0	0	0	34.2	41	18	15	1	1	4-0	41	0	1	.293
2022	Frisco	10-7	5.01	26	26	0	0	0	118.2	114	70	66	18	6	33-0	124	4	3	.248
<b>MINOR TOTALS</b>		<b>16-11</b>	<b>4.60</b>	<b>46</b>	<b>46</b>	<b>0</b>	<b>0</b>	<b>0</b>	<b>215.0</b>	<b>210</b>	<b>124</b>	<b>110</b>	<b>28</b>	<b>9</b>	<b>54-0</b>	<b>252</b>	<b>6</b>	<b>4</b>	<b>.251</b>

\* Led league # Tied for league lead

1- Selected by Texas in the 6th round of the 2019 June draft...signed by Josh Simpson.

FRONT OFFICE

COACHES

PLAYERS

2022 REVIEW


OPPONENTS

RECORDS

DEVELOPMENT

MEDIA

# BROCK BURKE



L BATS	L THROWS
6'4" HEIGHT	210 WEIGHT
	26 OPENING DAY AGE

**BORN** Aug. 4, 1996 in Chicago, IL  
**RESIDES** Scottsdale, AZ  
**ACQUIRED** In a 3-team trade with OAK and TB on Dec. 21, 2018  
**CONTRACT STATUS** Signed through 2023  
**SERVICE TIME** 2.065 **OPTIONS USED** 2/3

FRONT OFFICE

COACHES

PLAYERS

2022 REVIEW

OPPONENTS

RECORDS

DEVELOPMENT

MEDIA

**CAREER:** Burke was selected as the Rangers' 2022 Rookie of the Year by the DFW chapter of the Baseball Writers Association of America after he produced one of the best rookie reliever campaigns in franchise history last season...the 26-year-old lefty went 7-5 with a 1.97 ERA (18 ER/82.1 IP) over 52 outings, pacing the Major Leagues in relief innings and ranking among A.L. relief leaders in strikeouts (2nd, 90), wins (T3rd), and ERA (9th)...it marked his first MLB action since 2019, as he did not pitch in 2020 following surgery on a partially-torn left labrum... returned to the mound in 2021, producing uneven results in a minor league stint with Triple-A Round Rock...made his MLB debut in late 2019, when he went through four levels of the Rangers' farm system en route to Texas...acquired from Tampa Bay in 3-team, 7-player trade on 12/21/18 that saw the Rangers part with former no. 1 overall prospect Jurickson Profar... honored by the Rays with Minor League Pitcher of the Year award following breakout campaign in 2018 during which he achieved career highs in strikeouts (158) and SO/9 (10.4)...107 of his 114 minor league appearances came as a starter, but has made just 6 starts in the Majors...originally drafted by Tampa Bay in the 3rd round of the 2014 MLB Draft and did not reach a full season club until his 4th professional season.

**2022:** Was selected as the Rangers' Rookie of the Year by the DFW chapter of the BBWAA after going 7-5 with a 1.97 ERA (18 ER/82.1 IP) over 52 relief outings in his first MLB action since 2019...his 1.97 ERA was the lowest ever by a qualified Texas rookie reliever...led MLB in relief innings and ranked among A.L. relief leaders in strikeouts (2nd, 90), wins (T3rd), and ERA (9th)...opponents batted .211/.275/.356/630 (63-298), including a .192 BA (15-78) by LHB and .218 BA (48-220) by RHB... allowed just 6 home runs over first 49 G, but surrendered one HR in each of last 3 G to finish season with a 0.98 HR/9 figure... saw better results in 24 G on the road (4-1, 0.93 ERA) than in 28 G at Globe Life Field (3-4, 2.89 ERA)...went 4-2, 1.15 ERA (8 R-6 ER/47.0 IP) over 30 G prior to the All-Star break and 3-3, 3.06 (17 R-12 ER/35.1 IP) over 22 G following the break... marked the 3rd-lowest ERA in club history before AS break (min. 40 IP): 0.86-Jeff Zimmerman (1999), 0.95-Robbie Ross Jr. (2012)...had career-best 16.1 IP scoreless streak (4/29-6/5), the longest by a Ranger in 2022...earned 1st career win in season debut 4/10 at TOR, his 1st career relief app. and 1st MLB action since a start on 9/21/19 at OAK.

**WORKHORSE:** Became the first Texas pitcher to lead the Majors in relief innings since Jonathan Hernández in 2020 (31.0) and the first to do so over a full season since Josh Rupe in 2008 (89.1-tied)...his 82.1 relief innings were the 4th-most ever by a Rangers rookie to only Mitch Williams in 1986 (98.0), Rupe in 2008 (89.1), and Jeff Zimmerman in 1999 (87.2 IP)...had MLB-high 20 relief appearances with 2.0+ SHO IP, 3rd-most in a single season in Texas history (26 by Jim Kern in 1979; 21 by

Greg Harris in 1985), most-ever by a TEX left-hander, and the most such outings by any left-handed MLB reliever since CHC's Paul Assenmacher in 1990 (21).

**PUNCH OUT:** 90 relief strikeouts tied Mitch Williams in 1986 (also 90) for the most ever by a Texas rookie and led all MLB rookies in 2022...marked the 2nd-most relief strikeouts ever by a left-handed TEX pitcher (123-Williams in 1987) and ranked T2nd among MLB left-handers this season (94-ATL's A.J. Minter, 90-Burke/MIA's Tanner Scott)...had 3 G with career high-tying 5 strikeouts...became one of 4 relievers in club history w/ multiple outings of 2.0 IP-or-less and 5+ SO in TEX career (Matt Moore/Todd Van Poppel/José Leclerc).

**2021:** Went 1-5, 5.68 (49 ER/77.2 IP) in 21 G/20 GS for Round Rock in his 1st action since 2019...ranked among Triple-A West leaders in starts (T6th, 20) and SO (7th, 97), and his 11.2 SO/9 ranked 2nd-highest among pitchers with 70.0+ innings in the league...had a 7.21 ERA (43 ER/53.2 IP) over his 1st 15 G through 8/2...final 6 G beg. 8/8: 2.25 ERA (6 ER/24.0 IP), .193/.256/.325/.581 opp. slash, 5 BB/26 SO...took loss in start on 5/10 vs. OAK (1.1 IP, 5 R-ER) in his 1st outing since most recent MLB start on 9/21/19 at OAK...on IL 9/22-end of season with blister on left index finger...did not pitch for Round Rock in Alternate Training Site games prior to the season...**2020:** Had discomfort throwing in early December 2019 and was given an injection in his left shoulder by Rangers Team Physician Dr. Keith Meister on 12/19/19...once he returned to throwing near the start of Spring Training in 2020, the discomfort returned... had season-ending surgery performed on 2/28/20 by Dr. Meister to repair fraying and a partial tear in his left labrum...rated TEX's no. 21 prospect by *Baseball America*...**2019:** Recalled from Triple-A Nashville prior to ML debut on 8/20 and remained in the Rangers rotation for the rest of the season...took ND in start for ML debut on 8/20 vs. LAA (6.0 IP, 0 R)...opened career with 3 consecutive starts of 6.0+ IP and 2-or-fewer ER allowed (1.50 ERA, 3R/18.0 IP)...was tagged for 19 R-ER in just 8.2 IP over his next 3 outings...before his call-up, combined to go 3-5 with a 3.90 ERA (27 ER/62.1 IP) and 18 BB/64 SO across 4 levels of the Texas farm system...missed nearly 2 months during pair of stints on minors IL: 4/5-15 while recovering from a blister and 4/23-6/16 with left shoulder fatigue...tabbed the Rangers' no. 10 prospect by *Baseball America*...**2018:** Named the Rays Minor League Pitcher of the Year, leading all Rays minor leaguers with 158 strikeouts...combined to go 9-6 with a 3.08 ERA (47 ER/137.1 IP) over 25 games/22 starts with Charlotte (A+) and Montgomery (AA)...also ranked among TB minor league leaders in both wins (T4th) and ERA (5th)...his strikeout total was 14th-most among all minor league pitchers...returned to Charlotte to open the season and was promoted to Montgomery on 7/9... went 6-1 with a 1.95 ERA (12/55.1 IP) over 9 starts to lead the Biscuits to the Southern League postseason.



# BURKE CONTINUED

**2017:** Joined a full season club for the 1st time and combined to go 11-6 with a 2.99 ERA (41 ER/123.1 IP) over 23 starts with Bowling Green (A) and Charlotte...named a midseason All-Star in the Midwest League, compiling a 1.10 ERA (7 ER/57.1 IP) over his 1st 10 starts...promoted to Charlotte (A+) on 6/8 for the remainder of the season...**2016:** Finished T9th in the New York-Penn League with 61 strikeouts over a team-high 13 starts at Hudson Valley (Short-A)...**2015:** Tied for the team lead in starts at Princeton (Short-A)...**2014:** Made pro debut with GCL Rays.

**PERSONAL/AMATEUR:** Brock Christopher Burke...engaged to his fiancé, Kathryn Michelle Wilson, on 11/10/22...was originally selected by Tampa Bay in the 3rd round of the 2014 MLB Draft...compiled a 1.56 ERA and whiffed 90 of 165 batters faced as a senior at Evergreen (Colo.) High School...had a 19-strikeout performance in Evergreen's 4-0 win over Eaglecrest on 4/29/14 at Coors Field...was a Perfect Game preseason All-American honorable mention...participated in the Rockies Futures Game at Coors Field...had committed to play college baseball at the University of Oregon...graduated from same high school as former Ranger Kevin Kouzmanoff.

## CAREER RECORD

YEAR	CLUB	W-L	ERA	G	GS	CG	SHO	SV	IP	H	R	ER	HR	HB	BB-I	SO	WP	BK	AVG
2014	GCL Rays—1	0-3	10.80	8	5	0	0	0	13.1	16	20	16	1	2	12-0	12	4	0	.286
2015	Princeton	4-2	3.42	11	11	0	0	0	52.2	54	22	20	3	0	11-0	35	3	0	.265
2016	Hudson Valley	3-3	3.39	13	13	0	0	0	61	53	25	23	1	5	29-0	61	10	0	.235
2017	Bowling Green	6-0	1.10	10	10	0	0	0	57.1	37	9	7	0	0	20-0	59	3	0	.181
	Charlotte	5-6	4.64	13	13	0	0	0	66	75	43	34	6	5	16-0	49	2	0	.291
2018	Charlotte	3-5	3.84	16	13	0	0	0	82	85	43	35	4	3	30-0	87	12	0	.263
	Montgomery—2	6-1	1.95	9	9	0	0	0	55.1	39	12	12	2	3	14-0	71	2	0	.193
2019	AZL Rangers	0-0	0.00	1	1	0	0	0	4	2	0	0	0	0	0-0	3	0	0	.154
	Hickory	0-0	7.20	1	1	0	0	0	5	9	4	4	0	0	0-0	1	0	0	.429
	Frisco	3-5	3.18	9	9	0	0	0	45.1	34	19	16	2	2	12-0	49	2	0	.205
	Nashville	0-0	7.88	2	2	0	0	0	8	12	7	7	1	1	6-0	11	2	0	.343
	<b>Texas</b>	<b>0-2</b>	<b>7.43</b>	<b>6</b>	<b>6</b>	<b>0</b>	<b>0</b>	<b>0</b>	<b>26.2</b>	<b>30</b>	<b>22</b>	<b>22</b>	<b>6</b>	<b>2</b>	<b>11-0</b>	<b>14</b>	<b>0</b>	<b>0</b>	<b>.286</b>
2020	—3								DID NOT PITCH										
2021	Round Rock	1-5	5.68	21	20	0	0	0	77.2	76	53	49	13	4	31-0	97	3	1	.253
<b>2022</b>	<b>Texas</b>	<b>7-5</b>	<b>1.97</b>	<b>52</b>	<b>0</b>	<b>0</b>	<b>0</b>	<b>0</b>	<b>82.1</b>	<b>63</b>	<b>25</b>	<b>18</b>	<b>9</b>	<b>2</b>	<b>24-1</b>	<b>90</b>	<b>2</b>	<b>1</b>	<b>.211</b>
<b>MAJOR TOTALS</b>		<b>7-7</b>	<b>3.30</b>	<b>58</b>	<b>6</b>	<b>0</b>	<b>0</b>	<b>0</b>	<b>109</b>	<b>93</b>	<b>47</b>	<b>40</b>	<b>15</b>	<b>4</b>	<b>35-1</b>	<b>104</b>	<b>2</b>	<b>1</b>	<b>.231</b>
<b>MINOR TOTALS</b>		<b>31-30</b>	<b>3.80</b>	<b>114</b>	<b>107</b>	<b>0</b>	<b>0</b>	<b>0</b>	<b>528.0</b>	<b>492</b>	<b>257</b>	<b>223</b>	<b>33</b>	<b>25</b>	<b>181-0</b>	<b>535</b>	<b>43</b>	<b>1</b>	<b>.245</b>

\* Led league # Tied for league lead

- Selected by Tampa Bay in the 3rd round of the 2014 June draft...signed by Ryan Henderson.
- Acquired by Texas from Tampa Bay, along with LHP Kyle Bird and RHP Yoel Espinal, as part of 3-team trade with Oakland that sent INF Eli White and international slot compensation to Texas, INF Jurickson Profar to Oakland, and RHP Rollie Lacy, RHP Emilio Pagan, and a 2019 Competitive Balance Round A pick to Tampa Bay on Dec. 21, 2018.
- On injured list, June 28, 2020-end of season, due to left labrum debridement surgery.


## CAREER FIELDING

P	PCT	G	PO	A	E	TC	DP
<b>Totals</b>	<b>1.000</b>	<b>58</b>	<b>2</b>	<b>13</b>	<b>0</b>	<b>15</b>	<b>2</b>

## CAREER HIGHS

**Innings:** 6.0, 3x, last Aug. 31, 2019 vs. SEA  
**Strikeouts:** 5, 4x, last May 9, 2022 at NYY  
**Walks:** 3, last Aug. 25, 2019 at CWS  
**Winning Streak:** 3, April 10-May 3, 2022  
**Losing Streak:** 2, 2x, last Sept.24-Oct. 4, 2022

# EVAN CARTER



OF #87

**L**  
BATS

**R**  
THROWS

**6'4"**  
HEIGHT

**190**  
WEIGHT

**20**  
OPENING DAY AGE

**BORN** August 29, 2002 in Elizabethton, TN

**RESIDES** Johnson City, TN

**ACQUIRED** Selected in the 2nd round (50th overall) of the 2020 June draft

**CONTRACT STATUS** Signed through 2023

**SERVICE TIME** 0.000 **OPTIONS USED** 0/3

NON-ROSTER INVITEE

FRONT OFFICE

COACHES

PLAYERS

2022 REVIEW

OPPONENTS

RECORDS

DEVELOPMENT

MEDIA

**CAREER:** The 20-year-old Carter will be in Major League Spring Training camp for the first time following a breakout campaign last summer...earned the organization's 2022 Tom Grieve Player of the Year award after batting .295 with career highs in home runs (12), triples (10), doubles (21), RBI (73), runs (86), and stolen bases (28) over 106 games between High-A Hickory and Double-A Frisco...was recognized by *Baseball America* as the Texas Rangers Minor League Player of the Year, and as a South Atlantic League postseason and Organizational All-Star by MiLB.com...enters 2023 as the top prospect in the Rangers farm system according to multiple outlets and is ranked among the top prospects in the game by *Baseball Prospectus* (no. 22), *Baseball America* (no. 26), *MLB Pipeline* (no. 41), and *The Athletic* (no. 53)...has produced a .282/.407/.467/.874 (142-503) slash line, 14 HR, 85 RBI, and 40 SB across 138 G in two minor league seasons since being selected by Texas in the 2nd round of the 2020 MLB Draft...has recorded nearly as many walks (98) as strikeouts (109) in his professional career, and his lifetime .407 on-base pct. is the 2nd-highest among Rangers farmhands since the start of 2021 (min. 500 PA) behind only Aaron Zavala (.420)...Carter was selected as winner of a 2022 Rawlings Minor League Gold Glove award and has primarily played center field in the minors...the outfielder officially signed with Texas on 6/19/20 out of Elizabethton (Tenn.) High School.

**2022:** Garnered Tom Grieve Player of the Year honors after batting .295/.397/.489/.885 (108-376) with career highs in home runs (12), triples (10), doubles (21), RBI (73), runs (86), and stolen bases (28) over 106 games between Hickory (A+) and Frisco (AA)...at 19 years old, opened the campaign as the youngest player in the South Atlantic League...finished as one of 8 minor league players to post 10+ HR, 10+ 3B, 20+ 2B, and 25+ SB...ranked among qualified Texas farmhands in OPS (1st), triples (1st), OBP (2nd), runs (2nd), RBI (3rd), walks (6th, 64), and steals (7th)...slashed .287/.388/.476/.864 (108-376) with 11 HR and 66 RBI in 100 G with Hickory before earning a late-season promotion to Frisco, where he went 9-for-21 (.429) over 6 G to close the season...saw action at all 3 outfield positions,

but started primarily in CF (74-CF, 7-LF, 5-RF)...selected as winner of a 2022 Rawlings Minor League Gold Glove award in the outfield and rated as the 'Best Defensive Outfielder' in the Rangers organization according to *Baseball America*...was on IL from 8/27-9/3 (left knee bone bruise)...was recognized by *Baseball America* as the Texas Rangers Minor League Player of the Year, and as a SAL postseason and Organizational All-Star by MiLB.com.

**2021:** Limited to just 32 games in his professional debut season with Down East (A), as he suffered a season-ending stress fracture in his lower back in June...was on track to return before the end of the regular season, but had a minor setback in his recovery...batted .236/.438/.387/.825 (25-106) with 2 HR and 12 RBI, recording more walks (34) than strikeouts (28) and ranking among Low-A East leaders (min. 100 PA) in walk pct. (1st, 23.3) and on-base pct. (3rd)...was 18 years and 248 days old on Opening Day, the youngest player in the Low-A East and 4th-youngest player rostered by any full-season minor league club in 2021...rated as the Rangers' no. 17 prospect according to *Baseball America*...**2020:** Did not see official game action following his selection in the June draft, as the minor league season was canceled due to the pandemic...slashed .304/.467/.446/.913 and paced Texas batters with 17 walks over 75 PA in Fall Developmental League...had as many walks as strikeouts (also 17) and 6 extra-base hits (4 2B, 2 3B).

**PERSONAL/AMATEUR:** Evan Jason Carter...he and wife Kaylen were married on 12/17/22...was a four-year letterwinner at Elizabethton (Tenn.) High School as both an outfielder and pitcher...as a junior in 2019, was named Super 22 Player of the Year, conference Pitcher of the Year, and earned first team All-State honors...hit .324 with 4 HR and 27 RBI that season while going 10-2 with a 1.34 ERA and 6 complete games on the mound, helping his team to a state tournament appearance...originally committed to Duke University...also played football at Elizabethton for coach Shawn Witten, the brother of fellow Elizabethton alum and former Dallas Cowboy Jason Witten.

## CAREER RECORD

YEAR	CLUB	AVG	G	AB	R	H	TB	2B	3B	HR	RBI	SH	SF	BB-1	SO	SB	CS	HP	GDP	OBP	SLG	
2020	—																					
DID NOT PLAY																						
2021	Down East	.236	32	106	22	25	41	8	1	2	12	0	1	34-1	28	12	4	5	2	.438	.387	
2022	Hickory	.287	100	376	78	108	179	18	10	11	66	1	5	59-0	75	26	12	6	8	.388	.476	
	Frisco	.429	6	21	8	9	15	3	0	1	7	0	1	5-0	6	2	1	1	0	.536	.714	
<b>MINOR TOTALS</b>		<b>.282</b>	<b>138</b>	<b>503</b>	<b>108</b>	<b>142</b>	<b>235</b>	<b>29</b>	<b>11</b>	<b>14</b>	<b>85</b>	<b>1</b>	<b>7</b>	<b>98-1</b>	<b>109</b>	<b>40</b>	<b>17</b>	<b>12</b>	<b>10</b>	<b>.407</b>	<b>.467</b>	

\* Led league # Tied for league lead

1- Selected by Texas in the 2nd round (50th overall) of the 2020 MLB Draft...signed by Derrick Turner.



# MARC CHURCH

R BATS R THROWS  
6'3" HEIGHT 189 WEIGHT  
22 OPENING DAY AGE

BORN March 30, 2001 in Atlanta, GA  
RESIDES Atlanta, GA  
ACQUIRED Selected in the 18th round of the 2019 June draft  
CONTRACT STATUS Signed through 2023  
SERVICE TIME 0.000 OPTIONS USED 0/3

NON-ROSTER INVITEE

**CAREER:** The 22-year-old secured his first-ever Major League Spring Training invite after splitting time between High-A Hickory and Double-A Frisco last season...tabbed as having the 'Best Slider' in the Texas organization entering 2023 according to *Baseball America*...combined to set down 78 of 206 (37.9%) batters faced via strikeout in 2022, the highest K-rate among Rangers minor leaguers (min. 40.0 IP)...Church has produced a career 6-6 record, 8 saves, 4.24 ERA (36 ER/76.1 IP), and 14.97 strikeouts per 9.0 innings figure across 56 relief outings in the minors...his lifetime 39.7% strikeout pct. ranks 8th among all minor league pitchers since the beg. of 2021 (min. 70.0 IP)...selected in the 18th round of 2019 MLB Draft, deciding to sign with Texas forgo his previous commitment to North Carolina A&T State University.

**2022:** Went 3-5 with a 4.22 ERA (23 ER/49.0 IP) and 5 saves over 37 relief appearances between Hickory (A+) and Frisco (AA)...posted a 15.09 strikeouts per 9.0 innings figure over 23 G with Hickory...earned the organization's 'Reliever of the Month' award for April: 1-0, 0.00 ERA (1 R-0 ER/10.2 IP), 17 SO/2 BB in 7 G...allowed .206 opp. BA vs. RHB, .296 vs. LHB across A+ and AA...struggled after promotion to Frisco on 6/29, posting a 7.20 ERA (12 ER/15.0 IP) over 14 G in his 1st career Double-A action.

**2021:** Racked up strikeouts at an impressive rate as a late-inning reliever for Down East (A), averaging 16.13 strikeouts and 2.63 walks per 9 innings...his 16.13 SO/9 rate ranked 12th among all minor leaguers (min. 25 IP)...whiffed multiple batters in 14 of 19 outings...boasted a 2.30 ERA through 18 G until he allowed 6 R-ER in his final outing of the year prior to a season-ending Injured List stint (8/19-end of season) with a right elbow sprain...**2020:** Did not see official game action after minor league season was canceled due to pandemic...permitted 5 hits over 8.1 IP in Fall Developmental League...had as many strikeouts (7) as walks (also 7)...**2019:** Did not see official game action.

**PERSONAL/AMATEUR:** Marc Easton Church...attended North Atlanta (Ga.) High School...as a senior, had 40 strikeouts, 11 walks, and a 2.62 ERA over 26.2 innings on the mound, while batting .397 with 3 home runs...pitched from age 9-13 before focusing only on shortstop...transitioned back to the mound during his junior year of high school...had committed to North Carolina A&T State University before signing with Texas.

## CAREER RECORD

YEAR	CLUB	W-L	ERA	G	GS	CG	SHO	SV	IP	H	R	ER	HR	HB	BB-I	SO	WP	BK	AVG
2021	Down East—1	3-1	4.28	19	0	0	0	3	27.1	22	13	13	4	1	8-0	49	2	4	.210
2022	Hickory	2-2	2.91	23	0	0	0	4	34.0	28	12	11	7	0	7-0	57	3	0	.220
	Frisco	1-3	7.20	14	0	0	0	1	15.0	18	14	12	4	2	7-0	21	2	0	.295
<b>MINOR TOTALS</b>		<b>6-6</b>	<b>4.24</b>	<b>56</b>	<b>0</b>	<b>0</b>	<b>0</b>	<b>8</b>	<b>76.1</b>	<b>68</b>	<b>39</b>	<b>36</b>	<b>15</b>	<b>3</b>	<b>22-0</b>	<b>127</b>	<b>7</b>	<b>4</b>	<b>.232</b>

\* Led league # Tied for league lead

1- Selected by Texas in the 18th round of the 2019 June draft...signed by Derrick Turner.

FRONT OFFICE

COACHES

PLAYERS

2022 REVIEW


OPPONENTS

RECORDS

DEVELOPMENT

MEDIA

# KYLE CODY



RHP #62

R BATS R THROWS  
6'7" HEIGHT 225 WEIGHT  
28 OPENING DAY AGE

BORN Jan. 18, 1994 in Mohave Valley, AZ  
RESIDES Mohave Valley, AZ  
ACQUIRED Selected in the 20th round of the 2017 June draft  
CONTRACT STATUS Signed through 2023  
SERVICE TIME 1.108 OPTIONS USED 1/3

NON-ROSTER INVITEE

FRONT OFFICE

COACHES

PLAYERS

2022 REVIEW

OPPONENTS

RECORDS

DEVELOPMENT

MEDIA

**CAREER:** The 28-year-old Cody returned to minor league action last July after missing most of the season while recovering from arthroscopic surgery on his right shoulder...is seeking a return to the Major Leagues, where he posted a 3.71 ERA (14 ER/34.0 IP) over 15 games/5 starts with Texas spanning the 2020-21 campaigns...was one of five Rangers to debut in the shortened 2020 season after never playing above the High-A level previously...has been deployed primarily in relief since 2021 after spending the first 5 years of his pro career in a starting role (2016-20)...missed the majority of the 2018-19 seasons while rehabbing from 'Tommy John' ligament replacement surgery performed on 7/19/18...crowned as the organization's 2017 Nolan Ryan Minor League Pitcher of the Year, Cody has gone 12-11 with a 3.15 ERA over 57 games/36 starts at the minor league level, averaging 10.2 strikeouts and 2.8 walks per 9.0 innings...has spent his entire pro career in the Texas organization since he selected in the 6th round of the 2016 June draft out of the University of Kentucky...was also drafted by Philadelphia (33rd round in 2012) and Minnesota (2nd round in 2015), but did not sign.

**2022:** Opened the season on Triple-A Round Rock's Injured List as he continued his recovery from arthroscopic surgery on his right shoulder in Sept. 2021...began rehab assignment with the Arizona Complex League Rangers (Rk.) on 7/16, posting a 1-0 record, 0.84 ERA (1 ER/10.2 IP), and 18 SO/3 BB over 8 relief outings...was activated from IL on 8/16 and spent the rest of the campaign with Round Rock...had no record, 3.66 ERA (9 ER/30.1 IP), and 11.6 strikeouts per 9.0 innings across 12 G/2 GS for the Express...had season-high 6 strikeouts in 3.0-inning start on 8/25 at Albuquerque...registered reverse splits, posting a .598 opp. OPS vs. LHB and .747 opp. OPS vs. RHB.

**2021:** Went 0-2, 7.94 (10 ER/11.1 IP) in 7 relief outings for Texas, all in the month of April...on Injured List from 4/24-end of season with right shoulder impingement...had a PRP injection in May to aid in the healing process before having a setback in his recovery over the summer...underwent arthroscopic surgery of his right shoulder on 9/29, a labral debridement procedure performed by Dr. Keith Meister...entered season ranked as the Rangers' no. 21 prospect according to *Baseball America*...was outrighted to Round Rock (AAA) after the end of the regular season on 11/19...**2020:** Made his Major League debut with the Rangers, going 1-1 with a 1.59 ERA (4 ER/22.2 IP) in 8 G/5 GS...led Texas staff (min. 20 IP) in ERA (1st), HR/9 (1st, 0.40) and opp. BA (1st, .190), with opp. slashing .190/.304/.278/.583 (15-79)...was one of five Rangers to debut in the shortened campaign after never playing above the High-A level previously...recalled by Texas from the Alternate Training Site prior to game on 8/20 at SD and made his Major League debut in relief the next day, 8/21 at SEA (1.0 SHO IP, 3 SO)...recorded 4.1 SHO IP in 3 relief outings before joining the rotation in early September, working on a limited pitch count...went 1-1, 1.96 (4 ER/18.1 IP) in 5 September starts and was selected Texas Rangers September Player of the Month, the 1st rookie

to win a Rangers' monthly award since RHP Tommy Hunter in July 2009...earned 1st Major League win in the Rangers' 7-2 victory on 9/20 at LAA (5.0 IP, 3 H, 1 R-ER, 0 BB, 5 SO, 61 pitches/46 strikes)...earned his 1st MLB win in TEX's 7-2 victory on 9/20 at LAA (5.0 IP, 3 H, 1 R-ER, 0 BB, 5 SO, 61 pitches/46 strikes)...threw the fewest pitches (61) of any TEX starter to earn a win in the pitch-tracking era (since 1988)...with catcher Sam Huff hitting his 1st ML HR in the game, marked the 2nd time in Rangers history for the starting pitcher to earn his 1st ML win and the starting catcher to hit his 1st ML home run in the same game (credit Elias Sports Bureau)...the other instance was 5/9/02 vs. CWS (pitcher Joaquin Benoit, catcher Héctor Ortiz)...Cody/Huff were the 1st duo to accomplish the feat in MLB since TOR's Scott Richmond (pitcher) and Curtis Thigpen (catcher) did so on 9/26/08 at BAL...**2019:** Spent the entire season on the minor league injured list while recovering from right elbow surgery...selected to the Major League roster on 11/20...entered the season at no. 24 on *Baseball America*'s list of top Rangers prospects...**2018:** Limited to 5.0 innings with the AZL Rangers (Rk.) on rehab assignment before season-ending 'Tommy John' ligament replacement surgery on 7/19/18...opened the season on the disabled list with right elbow discomfort and began an Arizona League rehab assignment on 7/3...made 2 starts with the AZL Rangers before renewed discomfort in the elbow...entered the season as the 7th-best prospect in the Texas farm system according to *Baseball America*...**2017:** Honored as the organization's Nolan Ryan Minor League Pitcher of the Year in a season split between Hickory (A) and Down East (A+)...posted the lowest ERA among all Texas farmhands and had the 2nd-most strikeouts (136), going 9-6, 2.64 (37 ER/126.0 IP) over 23 starts...had 4 starts of 10+ strikeouts, including a season-best 11 strikeouts twice...named the organization's Minor League Pitcher of the Month for July after going 3-0, 0.59 (2 ER/30.2 IP) with 41 strikeouts over 5 starts...**2016:** In his professional debut with Short-A Spokane, ranked among staff leaders in strikeouts (2nd, 53), starts (2nd, 9), and innings (3rd, 47.1).

**PERSONAL/AMATEUR:** Kyle David Cody...he and his wife, the former Courtney O'Keefe, were married on 1/5/23...signed with Texas on 6/15/16 after he was selected in the 6th round of the 2016 June draft following his senior year at the University of Kentucky...went 6-2 with a 3.35 ERA (31 ER/83.1 IP) and 75 strikeouts over 14 starts in his final season for the Wildcats, including a 4-1 record and 2.77 ERA in 10 starts vs. SEC opponents...departed Lexington tied for the 11th-most strikeouts (205) in school history...*Baseball America* rated the right-hander as the 83rd-best prospect in the draft...was also selected by Minnesota (2nd round in 2015) following his junior season in college and by Philadelphia (33rd round in 2012) following his senior year of high school, but did not sign...was selected 2012 Gatorade Wisconsin Player of the Year at McDonell Central Catholic (Wis.) High School...also played quarterback on the school's football team...father, Gene, owned two different dairy equipment businesses in Wisconsin.

## CAREER RECORD

YEAR	CLUB	W-L	ERA	G	GS	CG	SHO	SV	IP	H	R	ER	HR	HB	BB-I	SO	WP	BK	AVG
2016	Spokane—1,2,3	2-5	5.13	12	9	0	0	0	47.1	56	32	27	4	4	13-0	53	4	2	.293
2017	Hickory Down East	6-6 3-0	2.83 2.05	18 5	18 5	0 0	0 0	0 0	95.1 30.2	77 25	44 7	30 7	4 0	3	33-1	101	7	0	.218 .225
2018	AZL Rangers	0-0	0.00	2	2	0	0	0	5.0	2	0	0	0	0	1-0	9	0	0	.118
2019									INJURED - DID NOT PITCH										
2020	Texas	1-1	1.59	8	5	0	0	0	22.2	15	5	4	1	0	13-0	18	3	0	.190
2021	Texas—4	0-2	7.94	7	0	0	0	0	11.1	16	11	10	3	3	2-0	14	1	0	.327
2022	ACL Rangers Round Rock	1-0 0-0	0.84 3.66	8 2	0 0	0 0	0 1	0 1	10.2 19.2	9 20	8 8	1 1	0 2	0	3-0	18	2	0	.237 .274
<b>MAJOR TOTALS</b>		1-3	.371	15	5	0	0	0	34.0	31	16	14	4	3	15-0	32	4	0	.242
<b>MINOR TOTALS</b>		12-11	3.15	57	36	0	0	1	208.2	189	92	73	9	13	6501	237	19	2	.241

\* Led league # Tied for league lead

- 1- Selected by Philadelphia in the 33rd round of the 2012 June draft, but did not sign.
- 2- Selected by Minnesota in the 2nd round of the 2015 June draft, but did not sign.
- 3- Selected by Texas in the 6th round of the 2016 draft...Todd Guggiana.
- 4- On injured list, April 25, 2021-end of season, with right shoulder inflammation.

## CAREER FIELDING

P	PCT	G	PO	A	E	TC	DP
Totals	.857	15	3	3	1	7	1

## CAREER HIGHS

**Innings: 5.0**, 2x, last Sept. 25, 2020 vs. HOU  
**Strikeouts: 5**, Sept. 20, 2020 at LAA  
**Walks: 3**, 2x, last Sept. 25, 2020 vs. HOU  
**Winning Streak: 1**, Sept. 20, 2020  
**Losing Streak: 2**, April 1-23, 2021

## TEXAS RANGERS RULE 5 DRAFT HISTORY, 1971-2021

The Rangers have selected 18 players in the Major League Baseball Rule 5 Draft, which takes place annually at the winter meetings, since the franchise moved to Texas after the 1971 season. Additionally, Texas has acquired 5 other players via trade on the day of the Rule 5 Draft. Players with at least three years of professional service who are not protected on a team's major league roster are eligible for selection by another club for \$100,000.00 (\$25,000.00 through 1984). If the player selected does not make the opening day major league roster and remain there for the duration of the season, he must be offered back to his original club for one-half the draft price. Texas selections:

### RANGERS SELECTIONS IN RULE 5 DRAFT

YEAR	PLAYER	ORIGINAL CLUB	STATUS WITH RANGERS
1972	Ken Esposito, P	New York Mets	Did not make team-returned to Mets
1982	Odell Jones, P	San Diego Padres	On 1983 opening day roster
1983	Pat Underwood, P	San Diego Padres	Released in spring training
1984	Mitch Williams, P	San Diego Padres	Did not make team-returned to Padres but reacquired in trade
1985	Scott Patterson, P	New York Yankees	Did not make team-returned to Yankees
1986	Cecil Espy, OF	Pittsburgh Pirates	Did not make team-returned to Pirates but reacquired in trade
1988	Darrel Akerfelds, P	Cleveland Indians	Did not make team-returned to Indians but reacquired for cash
1989	Ramon Manon, P	New York Yankees	On 1990 opening day roster-returned to Yankees on April 30
1994	Francisco Saneaux, P	Baltimore Orioles	Did not make team-returned to Orioles
1995	Mark Mimbs, P	Los Angeles Dodgers	Did not make team-returned to Dodgers
	Tim Rumer, P	New York Yankees	Did not make team-returned to Yankees
	Marshall McDougall, IF/OF	Cleveland Indians	Did not make team-remained with Rangers via trade with Indians (LHP Derrick Van Dusen)
2002	John Koronka, P	Cincinnati Reds	Did not make team-returned to Reds
2003	Chris Mabeus, P	Oakland Athletics	Did not make team-returned to Athletics
2005	Fabio Castro, P*	Chicago White Sox	On 2006 opening day roster-designated for assignment 6/24, traded to PHI 6/29
2009	Ben Snyder, P*	San Francisco Giants	Did not make team-remained with Rangers via trade with Giants (LHP Edwin Escobar)
2010	Mason Tobin, P*	Los Angeles Angels	On 2011 opening day roster-remained in organization after season-ending surgery
2012	Coty Woods, P	Colorado Rockies	Did not make team-returned to Rockies
2014	Delino DeShields, OF	Houston Astros	Remained with Rangers for entire 2015 season
2016	Mike Hauschild, RHP	Houston Astros	On 2017 Opening Day roster-returned to Astros on 4/22
2017	Carlos Tocci, OF*	Philadelphia Phillies	Remained with Rangers for entire 2018 season
2018	Jordan Romano, RHP*	Toronto Blue Jays	Did not make team-returned to Blue Jays
2020	Brett de Geus, RHP	Los Angeles Dodgers	On 2021 Opening Day roster-DFA'd on 6/23, claimed on waivers by ARI on 6/25

\*Castro, Snyder, Tobin, Tocci, and Romano were all acquired in trades on the day of the Rule 5 Draft after being selected in the draft by other clubs.

Texas also had RHP Seth Rosin on its major league roster from March 26-April 8, 2014 after he was received on a waiver claim from the Los Angeles Dodgers, who had selected him in the 2013 Rule 5 Draft. He was designated for assignment by Texas on April 9, 2014 and returned to the Philadelphia Phillies, his original organization, on April 11, 2014.


In addition, Texas acquired outfielder Ricky Williams from the Montreal Expos on Dec. 15, 1998 for an undisclosed amount of cash. Williams was selected by the Expos from the Philadelphia Phillies organization in the Rule 5 Draft Dec. 14, 1998. The Rangers were unable to convince Williams, 1998 Heisman Trophy winner at University of Texas, to pursue a career in baseball.

Nine Texas players have been selected in the major league Rule 5 Draft, including RHP Reed Garrett prior to the 2019 season.

### RANGERS SELECTED IN RULE 5 DRAFT

YEAR	PLAYER	SELECTED BY	STATUS WITH CLUB
1975	Tom Robson, 1B	New York Yankees	Retired due to injury prior to 1976 season
1997	Melvin Brazabon, P	Pittsburgh Pirates	Did not make team-returned to Rangers
2003	Andy Fox, IF	Montreal Expos	Released by Expos in July, 2004-reacquired by Rangers
2006	Alfredo Simon, P	Baltimore Orioles	Traded from BAL to PHI-did not make team-returned to Rangers
2012	Chris McGuinness, 1B	Cleveland Indians	Did not make team-returned to Rangers
2014	Odubel Herrera, IF/OF	Philadelphia Phillies	Remained with Phillies for entire 2015 season
2017	Anthony Gose, OF	Houston Astros	Did not make team-returned to Rangers
2018	Reed Garrett, RHP	Detroit Tigers	On 2019 Opening Day roster-returned to Rangers on 5/20
2022	Mason Englert, RHP	Detroit Tigers	TBD

# BLAINE CRIM



INF #92

R BATS R THROWS  
5'11" HEIGHT 205 WEIGHT  
25 OPENING DAY AGE

BORN June 17, 1997 in Mobile, AL  
RESIDES Mobile, AL  
ACQUIRED Selected in the 19th round of the 2019 June draft  
CONTRACT STATUS Signed through 2023  
SERVICE TIME 0.000 OPTIONS USED 0/3

NON-ROSTER INVITEE

FRONT OFFICE

COACHES

PLAYERS

2022 REVIEW

OPPONENTS

RECORDS

DEVELOPMENT

MEDIA

**CAREER:** The 25-year-old Crim looks to build on a strong 2022 campaign that earned him a late-season promotion from Double-A Frisco to Triple-A Round Rock on 9/13...led the Texas organization in HR (24), RBI (96), XBH (51) and total bases (250), producing a .293/.357/.485/.843 slash line last season...held a 5-game HR streak earning him Texas League 'Player of the Week' honors for 8/29-9/4...was excellent in the 2021 Puerto Rican Winter League, becoming the first U.S. born player to capture the circuit's batting title since 1948-49...named a High-A East League All-Star in 2021 after batting .300 with 20 HR and 61 RBI over 73 G with High-A Hickory, and finished the season by slashing .288/.331/.525/.856 in 35 G at Frisco...has been an offensive force in the minor leagues since making his professional debut in 2019, combining to bat .305/.368/.519/.887 with 61 HR and 224 RBI in 295 G across 3 seasons in the Rangers organization...was selected by Texas in the 19th round of the 2019 MLB Draft out of Division II Mississippi College.

**2022:** Slashed .293/.357/.485/.843 (151-515) across 2 levels in the Texas farm system in his 3rd professional season...selected as an Organization All-Star by MiLB.com...led TEX farmhands in HR (24), RBI (96), XBH (51) and total bases (250)...did most of his damage at Double-A Frisco (119 G) before promotion to Triple-A Round Rock (13 G) on 9/13...was selected Texas League 'Player of the Week' for 8/29-9/4 after homering in 5 consecutive games and slashing .500/.533/1.214/1.747 with 6 HR, 15 RBI and 10 R...hit .390 against LHP with 16 XBH and 28 RBI...primarily played first base (109 G), but also saw action as a designated hitter (23 G).

**2021:** A High-A East End of Season All-Star, Crim combined to bat .296/.358/.548/.906 (121-409) over 108 G between Hickory (A+) and Frisco (AA) in his first-ever exposure to the full-season levels...led Texas organization with career-high 29 home runs and ranked 2nd in RBI (80) to only Dustin Harris (85)...slashed .300/.372/.559/.931 (81-270) with 20 HR and 61 RBI in 73 G for Hickory before promotion to Frisco on 8/3...was named High-A

East July Player of the Month after batting .393/.481/.843/1.323 (35-89) with 12 HR and 28 RBI in his final full month with the Crawdads...posted a .288/.331/.525/.856 (40-139) slash line in 35 G at Double-A, closing the season on a 9-G hit streak over which he batted .308 (12-39)...saw action defensively at 4 different positions: 1B (63 GS), 3B (10 GS), LF (5 GS), RF (2 GS). **2020:** Did not see official game action after minor league season was canceled due to pandemic...was never a member of the Rangers' 60-man player pool at the Alternate Training Site and did not participate in the Fall Instructional League...**2019:** Named Northwest League Most Valuable Player after leading the circuit in BA (.335), RBI (45), and OPS (.927)...combined to bat .348 (77-221) in 55 G overall, the highest qualifying BA in the Texas organization...garnered NWL mid- and post-season All-Star honors...named NWL Player of the Week for 7/15-7/21 after going 11-for-25 (.440), including 1st career multi-HR outing on 7/18 vs. Vancouver (3-for-4, 2 HR, 4 RBI)...his 5-hit game on 7/25 at Tri-City (5-for-6, 2 2B) was 1 of 4 such outings by an NWL hitter in 2019...named a Short-A All-Star by *Baseball America*.

**PERSONAL/AMATEUR:** Linton Blaine Crim...married to wife Katie (m. 12/12/20)...couple met at Division II Mississippi College, where Blaine played baseball and Katie played soccer...Blaine played 4 seasons for the Choctaws, finishing as the program's all-time leader in hits (250)...totaled a .350 average with 35 HR and 196 RBI in 189 career games...named conference Player of the Year as a senior...combined to hit .383 (132-345) with 11 HR and 90 RBI in 81 G across two summers (2017-18) with the Southern Ohio Copperheads of the Great Lakes Summer Collegiate League...led the Copperheads to a franchise-record 31 wins in 2018, batting .405 with 7 HR and 52 RBI to earn the circuit's batting title and Player of the Year award...attended St. Paul's Episcopal School in Mobile, Ala., and was named Coastal Alabama Player of the Year as a senior...finished his high school career with a .521 average and also went 12-1 with a 1.71 ERA on the mound.

## CAREER RECORD

YEAR	CLUB	AVG	G	AB	R	H	TB	2B	3B	HR	RBI	SH	SF	BB-1	SO	SB	CS	HP	GIDP	OBP	SLG
2019	AZL Rangers—1 Spokane	.667 *.335	2 53	9 212	2 34	6 71	8 112	2 15	0 1	0 8	3 *45	0 1	0 19-4	1-0 28	0 1	0 0	0 4	0 7	.700 .398	.889 .528	
DID NOT PLAY																					
2020	Hickory	.300	73	270	48	81	151	10	0	20	61	0	2	21-1	64	1	1	11	10	.372	.559
	Frisco	.288	35	139	24	40	73	6	0	9	19	0	0	7-0	35	0	0	2	3	.331	.525
2022	Frisco	.295	119	461	81	136	234	26	0	24	91	0	13	49-0	82	4	0	8	8	.364	.508
	Round Rock	.278	13	54	5	15	16	1	0	0	5	0	1	2-0	13	0	0	0	1	.298	.296
MINOR TOTALS		.305	295	1145	194	349	594	60	1	61	224	0	17	99-5	222	6	1	25	29	.368	.519

\* Led league # Tied for league lead

1- Selected by Texas in the 19th round of the 2019 June draft...signed by Brian Morrison.





# JACOB deGROM

**L** BATS  
**R** THROWS  
**6'4"** HEIGHT  
**185** WEIGHT  
**34** OPENING DAY AGE

**BORN** June 19, 1988 in DeLand, FL  
**RESIDES** DeLand, FL  
**ACQUIRED** Signed as a free agent on Dec. 2, 2022  
**CONTRACT STATUS** Signed through 2027 with conditional option for 2028  
**SERVICE TIME** 8.139 **OPTIONS USED** 3/3

FRONT OFFICE

COACHES

PLAYERS

2022 REVIEW

OPPONENTS

RECORDS

DEVELOPMENT

MEDIA

**CAREER:** The 34-year-old right-hander is in his first season with the Texas organization after signing a five-year free agent contract on 12/2/22...a two-time National League Cy Young Award winner with the Mets (2018-19), deGrom owns the third-lowest ERA in the Expansion Era (since 1961) among pitchers with at least 200 starts...he was also the N.L. Rookie of the Year in 2014, one of just three pitchers in baseball history to win multiple Cy Young Awards and a Rookie of the Year Award (also Justin Verlander and Tom Seaver)...he has received Cy Young Award votes in six of the last eight seasons (2015-17-18-19-20-21), including five straight years prior to an injury-shortened 2022 campaign...deGrom is a four-time All-Star (2015, 2018, 2019, 2021) and has twice been selected All-MLB First Team (2019, 2020) since those honors began in 2019...his ranks among MLB pitchers over the last three seasons since the beginning of 2020 (min. 200.0 IP): ERA (1st, 2.05), opp. BA (1st, .160), WHIP (1st, 0.73), strikeouts per 9 innings (1st, 14.12), and walks per 9 innings (1st, 1.48)...also owns MLB's lowest ERA since the start of 2018 (2.05) among pitchers with 500+ innings...deGrom has averaged 10.91 strikeouts per 9 innings in his MLB career with the Mets from 2014-22, the 2nd-best figure in Major League history among pitchers with at least 1300.0 innings...also has the highest swing-and-miss rate since pitches were first tracked in 1988 (see below)...his 1607 career strikeouts are the most in MLB history by any pitcher through his first 209 outings in the big leagues...the DeLand, Fla. native and resident played college baseball at his hometown Stetson University, the same school which produced two-time Cy Young Award winner Corey Kluber...in college, played third base and shortstop his first two years before converting to a pitcher as a junior in 2010.

## LOWEST ERA'S IN EXPANSION ERA (SINCE 1961 - MIN. 200 STARTS)

ERA	Pitcher
2.19	Sandy Koufax*
2.48	Clayton Kershaw
<b>2.52</b>	<b>Jacob deGrom</b>
2.80	Whitey Ford*
2.83	Don Drysdale*
2.84	Bob Gibson*
2.85	Jim Palmer*
2.861	Andy Messersmith
2.862	Tom Seaver*
2.89	Juan Marichal*

\*Baseball Hall of Fame Inductee

**I LIKE TEXAS:** His five-year agreement with the Rangers covering the 2023-27 seasons was announced on 12/2/22, and he was introduced at a press conference on the Globe Life Field main concourse on 12/8/22...will become just the 3rd Texas pitcher ever to win more than one Cy Young Award...joins Gaylord Perry, whose 2nd tour with the Rangers (1980) came after his 2nd Cy Young win (1972 with CLE and 1978 with SD), and Corey Kluber (2014 and 2017 with CLE), who had a brief run with the Rangers in 2020...deGrom has 4 seasons of 200+ strikeouts in

his MLB career, a feat accomplished just 12 times in Rangers history (1972-current), with Nolan Ryan (3) and Yu Darvish (2) being the only Texas pitchers with multiple 200+ SO seasons for the club...deGrom's career WHIP is 0.998...the Rangers have never had a pitcher post a season with a WHIP figure below 1.000 (min. 100.0 IP).

**AWARD TOUR:** deGrom was the National League Cy Young Award (CYA) winner in both 2018 and 2019, the most recent MLB pitcher to take the honor in back-to-back years...became the 20th pitcher to win multiple CYA in a career...he was the 7th N.L. pitcher to win the award in consecutive seasons, while 4 pitchers (5 instances) have done it in the A.L. (see chart)...received 29 of 30 first-place votes in each of his 2 CYA wins...has received CYA votes in six of the last eight seasons (2015-17-18-19-20-21), including five straight years prior to an injury-shortened 2022 campaign...he was also the N.L. Rookie of the Year in 2014, one of just 3 pitchers in baseball history to win multiple Cy Young Awards and a Rookie of the Year Award (also Justin Verlander and Tom Seaver)...received 26 of 30 first-place votes for the 2014 rookie award, as Reds' Billy Hamilton was on top of the other 4 ballots...finished 5th in National League MVP voting in 2018, and 10th in 2019...received a first-place MVP vote in 2018, the only such vote for anyone other than that year's winner (ML's Christian Yelich), and he remains the only pitcher outside of Shohei Ohtani to tally a first-place MVP vote in either league since LAD's Clayton Kershaw was N.L. MVP in 2014...received votes on 22 of 30 ballots in 2018.

## PITCHERS TO WIN CY YOUNG AWARD IN CONSECUTIVE SEASONS (11 PITCHERS/12 INSTANCES)

Years	Pitcher	No.	Team
1965-66	Sandy Koufax	2	Los Angeles-NL
1968-69	Denny McLain	2	Detroit
1975-76	Jim Palmer	2	Baltimore
1986-87	Roger Clemens	2	Boston
1992-95	Greg Maddux	4	Atlanta
1997-98	Roger Clemens	2	Toronto
1999-2000	Pedro Martinez	2	Boston
1999-2002	Randy Johnson	4	Arizona
2008-09	Tim Lincecum	2	San Francisco
2013-14	Clayton Kershaw	2	Los Angeles-NL
2016-17	Max Scherzer	2	Washington
<b>2018-19</b>	<b>Jacob deGrom</b>	<b>2</b>	<b>New York-NL</b>

**NO REPLACEMENT:** deGrom has career marks of 41.1 in both fWAR (FanGraphs) and bWAR (baseball-reference)...the 41.1 bWAR ranks 2nd since the start of 2014 to only Max Scherzer (52.5), while the 41.1 fWAR ranks 3rd to Scherzer (49.7) and Clayton Kershaw (42.7)...deGrom is one of 16 pitchers in the modern era (since 1900) to have both 40.0+ bWAR and 1600+ strikeouts over their first 9 MLB seasons...11 of the other 15 are in the Hall of Fame...the other 4 of those 15 who are not HOFer's: Roger Clemens, Clayton Kershaw, Justin Verlander, and Chris Sale...

deGrom posted 7.0+ bWAR seasons in both 2018 (9.5) and 2019 (7.2)...since the start of 2018, all other MLB pitchers have combined for 9 seasons of 7.0+ bWAR, and none have multiple such seasons in that span.

**SWING AND A MISS:** Has struck out 1607 of 5217 (30.8%) batters faced in his career, the highest lifetime strikeout percentage by any pitcher in MLB history (min. 1,000.0 IP)...he has averaged 10.91 strikeouts per 9 innings in his MLB career with the Mets from 2014-22, the 2nd-best figure in Major League history among pitchers with at least 1300.0 innings (11.07 SO/9 by Chris Sale)...owns 3 of the 5 best strikeout per batter faced rates in MLB history by a pitcher with 10+ starts in a season, all over the last 3 campaigns: 45.1% in 2021, 42.7% in 2022, and 38.8% in 2020...has recorded at least 200 strikeouts in each of the 4 seasons in his career in which he has made at least 30 starts (2015-17-18-19), including a career-best 269 K's in 2018...deGrom set the MLB record for most strikeouts through a pitcher's first 200 career starts with 1,523 SO after his 200th career outing on 8/7/22 vs. ATL...he surpassed the previous record set by Yu Darvish with 1,517 SO...has generated swing-and-misses on 31.0% of pitches in his MLB career (3293 of 10632), easily the highest percentage of any pitcher (minimum 1300.0 IP) since pitches were first tracked in 1988 (see chart)...also has the lowest percentage of swings put into play in that span (30.9%)...owns 58 career games of 10+ SO, 3rd-most in MLB since 2014 (92-Scherzer, 68-Sale)...the 58 games of 10+ SO through 2019 career starts are 3rd-most in MLB history to only Nolan Ryan (62) and Randy Johnson (60)...has recorded 91+ SO over his 1st 10 starts to open both 2021 and 2022, joining Shane Bieber (2020-21), Gerrit Cole (2018-19), Randy Johnson (1999-2002) and Pedro Martinez (1999-2001) as the only pitchers to ever produce 91+ SO through 10 starts in consecutive seasons.

### HIGHEST SWING-AND-MISS PCT. SINCE PITCHES FIRST TRACKED IN 1998 (MINIMUM 1300.0 IP)

Pct.	Pitcher
31.0	Jacob deGrom
29.7	Francisco Liriano
29.4	Max Scherzer
29.3	Chris Sale
29.1	Pedro Martinez
28.5	Yu Darvish
28.3	Gerrit Cole
28.0	Randy Johnson

**HIGH QUALITY:** Has registered 154 quality starts (6.0+ IP, 3-or-fewer ER) in his first 209 career outings (73.7%), with the 154 QS ranking as 6th-most in MLB since the start of 2014 (number of total starts in parentheses): 178-Max Scherzer (256), 164-Gerrit Cole (248), 160-Zack Greinke (255), 159-Clayton Kershaw (216), 156-Justin Verlander (216)...has allowed one-or-zero runs in 101 of his 209 starts (48.3%)...the 101 such starts are the most in MLB history through a player's first 209 career games.

**NEED YOUR SUPPORT:** deGrom's career run support average (RS/9) is 4.39, the 2nd-lowest for any MLB pitcher with at least 200 starts since the beginning of 2014 to only Julio Teheran (4.20)...since the start of 2014, deGrom has a MLB-high 36 winless starts in which he has allowed one-or-zero runs in 5.0+ innings (next is 32 by José Quintana)...30 of his 57 career losses have been quality starts (52.6%)...his 30 quality start losses since the start of 2014 rank as 2nd-most in MLB (31-Madison Bumgarner), this despite his time missed due to injury...has

pitched at least 5.0 innings in 194 of his 209 career starts, and the Mets registered one-or-zero runs of support for deGrom in 62 of those 194 outings (32.0%).

**WHIP IT GOOD:** His career 0.998 WHIP figure ranks as 2nd-best in MLB history among pitchers with 1000+ innings behind only Hall of Famer Addie Joss (0.968), who pitched for Cleveland from 1902-10...deGrom owns 4 qualifying seasons with a sub-1.000 WHIP mark, 74th-most in the expansion era (since 1961): 6-Max Scherzer, 5-Pedro Martinez/Clayton Kershaw, 4-deGrom/Sandy Koufax/Juan Marichal/Greg Maddux/Justin Verlander...opponents have batted just .211 (1021-4830) against deGrom in his career, the 5th-lowest opponent batting average in the modern era (min. 200 starts)...deGrom's career .259 opponent OBP is the lowest by any MLB pitcher (min. 200 GS) since 1910.

### LOWEST CAREER OPPONENT BATTING AVERAGE, MIN. 200 STARTS

Opp. BA	Pitcher
.204	Nolan Ryan
.205	Sandy Koufax
.209	Clayton Kershaw
.209	Sid Fernandez
.211	Jacob deGrom
.212	J.R. Richard

**THE BIG APPLE:** Spent his entire career with the Mets organization prior to signing with Texas, as he was selected by New York-NL in the ninth round of the 2010 MLB Draft...finished his Mets tenure ranking among all-time team leaders in strikeouts (4th, 1607), starts (7th, 209), wins (17th, 82), and innings (8th, 1326.0)...has gone 41-32 with a 2.12 ERA over 109 G/GS at Citi Field in his career, holding opponents to a .191/.243/.293/.536 slash with a 0.914 WHIP figure...his 2.12 career home ERA is the best among active pitchers (min. 500.0 IP) and the 5th-lowest since ER became an official stat in 1913 (min. 600.0 IP)...the lower home ERA's on that list?: 2.04 by Walter Johnson, 2.06 by Eddie Cicotte, 2.108 by Dick Rudolph, 2.112 by Babe Ruth.

**POSTSEASON:** deGrom has made 5 career postseason starts, going 4-1 with a 2.90 ERA (10 ER/31.0 IP) for the Mets in 2015 and 2022, posting quality starts in 4 of 5 outings...is one of just 18 pitchers in MLB history to win at least 4 of his 1st 5 career postseason starts, joining former Ranger Colby Lewis on that list...he recorded the lone postseason win for the Mets last season, as he registered a quality start in NLWC G2 vs. SD (6.0 IP, 5 H, 2 R-ER, 2 BB, 8 SO, 1 HR)...won each of 1st 3 postseason starts in Mets' 2015 World Series run, all on the road: 2015 NLDS G1 and G5 at LA, and NLCS G3 at CHC...the 3 road wins in a single postseason remain tied for all-time record with 6 other pitchers: ATL's John Smoltz in 1996, CWS' Freddy Garcia in 2005, TEX's Cliff Lee in 2010, SF's Madison Bumgarner in 2014, WAS' Stephen Strasburg in 2019, and HOU's Framber Valdez in 2020...had 13 K's in 2015 NLDS G1 at LAD, one of 7 pitchers in MLB history with 13+ SO in a postseason debut...tied Mets postseason franchise record for single-game K's (also Tom Seaver, 1973 NLCS G1 at CIN)...deGrom became 1st pitcher in ML history with 6 SO in 1st 2.0 IP of his postseason debut.

**ALL-STAR:** deGrom is a four-time All-Star (2015, 2018, 2019, 2021), appearing in the Midsummer Classic in each of the first 3 years he was selected...has whiffed 5 of 10 batters faced in ASG action (1.0 IP in each of 2015-18-19), including all 3 BF (10 total pitches) in the 2015 contest in Cincinnati for N.L. manager Bruce Bochy...became the 1st player in All-Star history to strike out 3 batters in an inning with 10-or-fewer pitches.

FRONT OFFICE

COACHES

PLAYERS

2022 REVIEW

OPPONENTS

RECORDS

DEVELOPMENT

MEDIA

**2022:** In his final season with the Mets, went 5-4 with a 3.08 ERA (22 ER/64.1 IP) over 11 G/GS after returning to the mound in early August...missed the season's first four months with a stress reaction on his right scapula...beginning with his first start of the year on 8/2, deGrom led MLB for the rest of the season in strikeouts (102), strikeout rate (42.7%), opponent OBP (.202), and WHIP (0.75).

**SUMMARY:** After spending the 1st 4 months of the season on the IL, made his season debut 8/2 at WAS (ND, 5.0 IP, 3 H, 1 R-ER) in a shortened outing while on a pitch count...earned win in next start on 8/7 vs. ATL (see below)...was 5-1, 1.66 (8 ER/43.1 IP) with a .135/.158/.216/.374 slash line and 4 BB/63 SO over his 1st 7 starts, then went 0-3, 6.00 (14 ER/21.0 IP) in his last 4 outings beg. 9/13...posted 5 games of 10+ SO, including season-high 13 K's over 5.0 IP in win 9/18 vs. PIT...that outing against the Pirates was part of Mets' MLB record-tying 20-strikeout effort.

**PASSING 200:** Made 200th career start on 8/7 vs. ATL (5.2 IP, 1 H, 2 R-ER, 1 BB, 12 SO), taking a perfect game into the 6th inning before a 2-out walk...became just 3rd pitcher in MLB history with 13+ SO in an outing with 15-or-fewer outs recorded (also LAA's Zack Greinke on 9/25/10 vs. SEA; TB's Alex Cobb on 5/10/13 vs. SD)...is only pitcher of that trio to not issue a walk in his start...in that outing, threw 33 sliders that generated 18 swings and misses on 20 swings at that pitch overall...through his first 200 games, deGrom recorded a 2.50 ERA...only 5 pitchers have had a lower ERA through 200 career games (min. 1,000 IP): Dutch Leonard (2.09), Carl Mays (2.23), Reb Russell (2.28), and Baseball Hall of Famers Red Faber (2.41) and Tom Seaver (2.42).

**STREAKING:** deGrom held multiple streaks that set or tied MLB records...from 8/7-9/18/22, posted MLB-record 8 straight starts of 8+ SO and one-or-zero walks...from 9/9/19-9/18/22, allowed 3 ER-or-less in MLB-record 40 consecutive starts...previous record was 39 straight by CWS' Jim Scott in 1913-14...went 59 consecutive starts without allowing more than 4 R or 8 H from 5/22/19-9/18/22, tying MLB record since 1901 (also Rich Hill, 5/4/19-5/25/22).

**NOTES:** On Injured List from 4/4-8/1 with stress reaction in right scapula...was transferred to 60-day IL on 5/10...combined to go 0-1, 2.84 (4 ER/12.2 IP) with 4 BB/21 SO over 4 starts on injury rehab assignment with High-A St. Lucie (2 GS) and Triple-A Syracuse (2 GS) from 7/3-27...had posted 10 SO over 2 starts/5.0 IP in Spring Training, last on 3/27 vs. STL...his 102 SO ranked 7th on Mets staff despite not pitching until August...declined a player option with Mets for 2023 season on 11/6, and declined qualifying offer from Mets on 11/15, formally making him a free agent.

**2021:** Produced a dominant first 'half', but final outing with Mets was 7/7 vs. MIL-G1 and he was shut down for the season on 9/28...on Injured List both 5/10-24 (right side tightness) and 7/15-end of season (right elbow inflammation)...was the N.L. Pitcher of the Month in April and June, and was selected to the All-Star Game for a 4th time, although he could not participate due to injury...produced best 1st 'half' WHIP (0.554) and opp. BA (.129) in MLB history (min. 81.0 IP), and 2nd-best pre-break ERA (1.08) ever to only Bob Gibson's 1.06 ERA in his historic 1968 campaign...following his final start on 7/7, led MLB in ERA (1.08), SO (146), and rate stats including SO/9 (14.28), BB/9 (1.08), SO/BB (13.27), WHIP (0.554), and H/9 (3.91)...

his .129/.160/.242/.402 opponent slash line led MLB in all 4 categories (min. 300 BF)...on 4/17 at COL-G1, whiffed career-best 9 consecutive batters from the 2nd-4th innings, falling one shy of the all-time record (10 by Tom Seaver in 1970, Aaron Nola in 2021, and Corbin Burnes in 2021)...career-high 15 SO on 4/23 vs. WAS, a 2-hit shutout for his 2nd career SHO...ended run in which he recorded at least 14 SO in 3 consecutive starts from 4/10-23, tying MLB record (also Pedro Martinez, 9/4-15/99; Gerrit Cole, 8/28-9/8/19)...deGrom issued just one walk over his 3-G span (4 BB by Martinez, 3 BB by Cole)...tied career high with 31.0 consecutive scoreless innings from 5/25-6/26, with Mets going 7-0 in his starts during that span...reached 100 SO mark faster than any starting pitcher in MLB history (ESPN Stats & Info)...batted .364 (12-33), hitting safely in 10 of his 15 starts...**2020:** Finished 3rd in N.L. Cy Young Award voting after winning the honor in each of previous 2 seasons...in the abbreviated campaign, led N.L. with 104 SO and 13.76 SO/9, tying for league lead with 5 G of 10+ SO...finished among N.L. leaders in fWAR (2nd, 2.6), WHIP (2nd, 0.96), opp. OPS (2nd, .565), and ERA (4th, 2.38)...fastest pitch thrown was 102.2 mph, which matched fastest in MLB in 2020...made 2nd straight Opening Day start...made 4 straight starts vs. Miami, 8/9-31, 1st pitcher with 4 consecutive appearances, all starts, against same team since Freddie Fitzsimmons (1929 NY Giants vs. CIN)...**2019:** Led N.L. in bWAR (7.3), fWAR (7.0), SO (255), opp. SLG (.323), and opp. OPS (.580) in winning his 2nd consecutive N.L. Cy Young Award...ranked 2nd in N.L. in WHIP (0.971), opp. OBP (.257), ERA (2.43), and FIP (2.67)...his 9 G with 10+ SO ranked 2nd in N.L....was 3rd in league in innings (204.0) and HR/9 (0.84)...matched career best with 32 starts...finished the year with 23.0 consecutive scoreless innings, longest season-ending streak in franchise history...opponents hit N.L.-low .183 (26-142) with RISP, 2nd-best in Majors...selected to All-Star team for a 3rd time, and retired all 3 BF on 7 pitches (George Springer, DJ LeMahieu, Mike Trout) in his most recent ASG outing in Cleveland...his 13 hits were tied for most among pitchers along with Steven Matz and Zack Greinke, including career-high 2 HR...is only pitcher in MLB history with multiple starts in which he hit a HR and posted at least 13 SO on the mound (4/3/19 at MIA, 8/23/19 vs. ATL)...**2018:** In likely his finest season, was a near-unanimous selection for N.L. Cy Young Award, netting 29 of 30 first place votes and also finishing 5th in MVP balloting...remains the only pitcher in modern era (since 1900) to have a season with sub-2.00 ERA, 260+ SO, 50-or-fewer walks, and 10-or-fewer HR allowed...marked 10th – and most recent – instance since 1920 for a pitcher to post an ERA of 1.70-or-lower while tossing 200.0+ innings...led MLB with 1.70 ERA, .521 opp. OPS, .277 opp. SLG, 0.41 HR/9, 8.8 fWAR, 1.99 FIP, 216 ERA+, and 1.87 away ERA...his 269 SO ranked 2nd in N.L. and 4th in MLB...led N.L. in home ERA (1.54) and opp. OBP (2.44)...career bests in innings, SO, and WHIP...went just 10-9, as his 3.57 run support avg. was lowest among N.L. qualifiers, 3rd-lowest in MLB...his 1.70 ERA was 2nd-lowest ever by a Mets pitcher (Dwight Gooden, 1.53 in 1985)...fanned 32.2% of batters faced, a club record for a full season...posted 24 consecutive quality starts to end the year, longest single-season streak in MLB history...had 1.68 ERA in 1st 'half', 2nd-lowest in Mets history (Gooden-1.676 in 1985)...posted scoreless streak of 24.1 IP from 4/21-5/18...selected to 2nd All-Star team, allowing game-tying HR to Mike Trout in 3rd inning on 7/17 at Washington...remains his only baserunner allowed in 3 ASG appearances...3rd career CG on 8/18 at PHI...opponents hit just .142 (19-134) with RISP, 2nd-lowest in MLB...career-high 9 R allowed, 9/5 vs. PHI...posted 10 SO in season finale on 9/26 vs. ATL to reach exactly 1000 SO...left start on 5/2 vs. ATL

FRONT OFFICE  
COACHES  
PLAYERS  
2022 REVIEW  
OPPONENTS  
RECORDS  
DEVELOPMENT  
MEDIA

after injuring right elbow while swinging during a strikeout in the bottom of the 3rd inning...stayed in to pitch the 4th inning, but then exited after 46 pitches...was on IL, 5/3-12 with hyperextended right elbow...**2017:** Recorded career-high 15 wins despite highest ERA (3.53), BB (59) and HR allowed (28) of his career, as he surpassed 200.0 IP for 1st time (201.1 IP)... finished 8th in N.L. CYA voting, receiving a pair of 5th-place votes...had 239 SO, which remains 3rd-highest total of his career...selected N.L. Player of Week for 6/12-18 (2-0, 0.53, 1 ER/17.0 IP)...made lone career start in Arlington on 6/6/17 at TEX, matching career high with 8 ER allowed (4.0 IP, 10 H, 8 R-ER)...gave up HR to Joey Gallo and Nomar Mazara in that outing...hit 1st MLB HR, an opposite-field shot off Joe Ross, in 3rd inn. on 6/18 vs. WAS...**2016:** Tossed 1st career CG in a one-hit SHO on 7/17 at PHI...lone hit allowed was single by pitcher Zach Eflin in 3rd inning...did not pitch after 9/1...was 7-5, 2.30 over 1st 21 starts thru 8/13 with .607 opp. OPS...in final 3 GS beg. 8/18, was 0-3, 9.82 with 1.222 opp. OPS...began that span by allowing career-high 13 H and matching career high with 8 ER allowed, 8/18 at SF...**2015:** Selected an All-Star for the 1st time in his 1st full MLB season...reached 30 starts and 200 SO for 1st time in his career, and his 14 wins remain his 2nd-most in any single season...his 0.979 WHIP was 5th-lowest in MLB... became just the 3rd pitcher in Majors dating to 1911 to produce a sub-0.980 WHIP figure over 30+ starts in his 1st or 2nd MLB season, joining a pair of other Mets: Tom Seaver (0.978 in 1968) and Dwight Gooden (0.965 in 1985)...finished among N.L. leaders in ERA (4th, 2.54), opp. BA (5th, .215), wins (7th, 14), and SO (8th, 205)...named co-N.L. Player of the Week for 6/1-7 (also Clayton Kershaw)...retired 23 straight BF before one-out single by Matt Carpenter, 5/21 vs. STL...earned wins in Games 1 and 5 of Mets' NLDS victory over Dodgers...**2014:** Posted 2.69 ERA over 22 starts in his 1st ML action, allowing just 7 HR in 140.1 IP, en route to the N.L. Rookie of the Year Award... also selected as *Sporting News* N.L. Rookie of the Year and the Player's Choice N.L. Outstanding Rookie...began the year at Las Vegas (AAA) and was recalled on 5/13, leading all N.L. rookies in SO (144), ERA (2.69), and wins (tied-9)...named N.L. Rookie of the Month for July and Sept...co-N.L. Player of the Week for 7/21-27 (2-0, 0.68)...registered 8 consecutive K's to open start on 9/15 vs. MIA, which tied the all-time record at that time...had 67.1 consecutive homerless innings, 6/5-8/7...made

ML debut on 5/15 vs. NYY (L, 7.0 IP, 4 H, 1 R-ER), taking loss in Mets' 1-0 defeat...lost each of 1st 4 decisions, and did not record 1st MLB win until his 8th start on 6/21 at MIA...posted 6.2 no-hit innings on 8/2 vs. SF.

**2013:** In final full minor league season, combined to go 7-7 with 4.51 ERA over 26 G/GS with Las Vegas (AAA), Binghamton (AA) and St. Lucie (High-A)...joined Binghamton on 4/17 and was promoted to Las Vegas on 5/6...**2012:** Combined for 0.997 WHIP in 19 GS with Savannah (A) and St. Lucie...**2011:** Missed the season after undergoing 'Tommy John' ligament replacement surgery...**2010:** Made professional debut with Kingsport (Rookie) in Appalachian League.

**AMATEUR:** Graduated from Cavalry Christian Academy (FL) where he played baseball and basketball...helped his team win the American Legion State Championship in 2006...attended Stetson University (FL)...played 3rd base and shortstop his first 2 years before converting to a pitcher as a junior in 2010... his only HR in college came off 7-time A.L. All-Star Chris Sale, who was pitching for Florida Gulf Coast University at the time... was 4-5 with 2 saves in 17 G/12 GS as a junior before he was selected by Mets in 19th round of 2010 MLB Draft...signed by Mets scout Steve Nichols.

**PERSONAL:** Jacob Anthony deGrom...he and wife Stacey reside in Deland, Fla. with son Jaxon and daughter Aniston...met Stacey at a rodeo...the pair got married two days before Jacob was announced as 2014 N.L. Rookie of the Year...participated in Rangers Fan Fest in January and also signed autographs at a local Winter Caravan appearance...participated in a PSA urging fans to stay home in 2020 and help flatten the curve during the COVID-19 pandemic...was the guest speaker at the annual St. John's baseball dinner on 1/22/14...was honored by the New York Chapter of the BBWAA as the "Toast of the Town" at the organization's annual dinner in Manhattan on 1/23/16...was honored as the 2018 New York Player of the Year by the New York Chapter of the BBWAA, at the organization's annual dinner in Manhattan on 1/26/19.



JACOB deGROM (CENTER) WAS INTRODUCED BY RANGERS GENERAL MANAGER CHRIS YOUNG (LEFT) AND MANAGER BRUCE BOCHY (RIGHT) AT A PRESS CONFERENCE ON THE GLOBE LIFE FIELD MAIN CONCOURSE ON DEC. 8, 2022.

## CAREER RECORD

YEAR	CLUB	W-L	ERA	G	GS	CG	SHO	SV	IP	H	R	ER	HR	HB	BB-I	SO	WP	BK	AVG
2010	Kingsport—1	1-1	5.19	6	6	0	0	0	26	35	15	15	2	0	6-1	22	1	0	.324
2011									INJURED - DID NOT PITCH										
2012	Savannah	6-3	2.51	15	15	0	0	0	89.2	77	33	25	3	1	14-0	78	2	1	.225
	St. Lucie	3-0	2.08	4	4	0	0	0	21.2	14	5	5	1	1	6-0	18	3	0	.177
2013	St. Lucie	1-0	3.00	2	2	0	0	0	12	12	4	4	1	1	2-0	13	1	0	.261
	Binghamton	2-5	4.80	10	10	0	0	0	60	69	38	32	4	2	20-3	44	3	1	.295
	Las Vegas	4-2	4.52	14	14	0	0	0	75.2	87	41	38	6	1	24-0	63	3	0	.288
2014	Las Vegas	4-0	2.58	7	7	0	0	0	38.1	39	13	11	2	1	10-0	29	2	0	.267
	New York-NL—2	9-6	2.69	22	22	0	0	0	140.1	117	44	42	7	1	43-2	144	1	0	.228
2015	New York-NL	14-8	2.54	30	30	0	0	0	191	149	59	54	16	2	38-2	205	6	0	.215
2016	New York-NL—3	7-8	3.04	24	24	1	1	0	148	142	53	50	15	3	36-0	143	4	0	.255
2017	New York-NL	15-10	3.53	31	31	1	0	0	201.1	180	87	79	28	2	59-5	239	7	0	.237
2018	New York-NL—4	10-9	*1.70	32	32	1	0	0	217	152	48	41	10	5	46-3	269	2	0	.196
2019	New York-NL—5	11-8	2.43	32	32	0	0	0	204	154	59	55	19	7	44-1	*255	2	0	.207
2020	New York-NL	4-2	2.38	12	12	0	0	0	68	47	21	18	7	0	18-0	*104	4	0	.190
2021	New York-NL—6,7	7-2	1.08	15	15	1	1	0	92	40	14	11	6	1	11-0	146	0	0	.129
	St. Lucie	0-0	0.00	1	1	0	0	0	3	0	0	0	0	0	0-0	8	0	0	.000
	St. Lucie	0-0	0.00	2	2	0	0	0	4.2	3	0	0	0	1	0-0	11	0	0	.176
2022	Syracuse	0-1	4.50	2	2	0	0	0	8	4	5	4	2	0	4-0	10	1	0	.148
	New York-NL—8,9	5-4	3.08	11	11	0	0	0	64.1	40	22	22	9	0	8-0	102	0	0	.175
<b>MAJOR TOTALS</b>		<b>82-57</b>	<b>2.52</b>	<b>209</b>	<b>209</b>	<b>4</b>	<b>2</b>	<b>0</b>	<b>1326</b>	<b>1021</b>	<b>407</b>	<b>372</b>	<b>117</b>	<b>21</b>	<b>303-13</b>	<b>1607</b>	<b>26</b>	<b>0</b>	<b>.211</b>
<b>MINOR TOTALS</b>		<b>21-12</b>	<b>3.56</b>	<b>63</b>	<b>63</b>	<b>0</b>	<b>0</b>	<b>0</b>	<b>339</b>	<b>340</b>	<b>154</b>	<b>134</b>	<b>21</b>	<b>8</b>	<b>86-4</b>	<b>296</b>	<b>16</b>	<b>2</b>	<b>.259</b>

\* Led league # Tied for league lead

- 1- Selected by New York-NL in the 9th round of the 2010 June draft.
- 2- On disabled list, August 8-23, 2014, with right rotator cuff tendinitis.
- 3- On Bereavement/Family Medical Emergency List, April 16-23, 2016.
- 4- On disabled list, May 3-13, 2018, with a hyperextended right elbow.
- 5- On injured list from April 16-26, 2019, with right elbow soreness.
- 6- On injured list, May 11-25, 2021, with rightside tightness.
- 7- On injured list, July 18, 2021-end of season with right forearm tightness.
- 8- On injured list, April 7-Aug. 2, 2022, with a stress reaction, right scapula ... included rehab assignments with St. Lucie, July 3-8, 2022 and Syracuse, July 14-27, 2022.
- 9- Signed by Texas as a free agent on Dec. 2, 2022.

## POSTSEASON RECORD

SERIES	CLUB	W-L	ERA	G	GS	CG	SHO	SV	IP	H	R	ER	HR	HB	BB-I	SO	WP	BK	AVG
2015 NLDS	NYM vs. LAD	2-0	1.38	2	2	0	0	0	13.0	11	2	2	0	0	4-1	20	0	0	.229
2015 NLCS	NYM vs. CHC	1-0	2.57	1	1	0	0	0	7.0	4	2	2	2	0	1-0	7	0	0	.160
2015 WS	NYM vs. KC	0-1	7.20	1	1	0	0	0	5.0	6	4	4	0	0	3-0	2	0	0	.273
2022 NLWC	NYM vs. SD	1-0	3.00	1	1	0	0	0	6.0	5	2	2	1	0	2-0	8	0	0	.227
<b>LWC TOTALS</b>		<b>1-0</b>	<b>3.00</b>	<b>1</b>	<b>1</b>	<b>0</b>	<b>0</b>	<b>0</b>	<b>6.0</b>	<b>5</b>	<b>2</b>	<b>2</b>	<b>1</b>	<b>0</b>	<b>2-0</b>	<b>8</b>	<b>0</b>	<b>0</b>	<b>.227</b>
<b>LDS TOTALS</b>		<b>2-0</b>	<b>1.38</b>	<b>2</b>	<b>2</b>	<b>0</b>	<b>0</b>	<b>0</b>	<b>13.0</b>	<b>11</b>	<b>2</b>	<b>2</b>	<b>0</b>	<b>0</b>	<b>4-1</b>	<b>20</b>	<b>0</b>	<b>0</b>	<b>.229</b>
<b>LCS TOTALS</b>		<b>1-0</b>	<b>2.57</b>	<b>1</b>	<b>1</b>	<b>0</b>	<b>0</b>	<b>0</b>	<b>7.0</b>	<b>4</b>	<b>2</b>	<b>2</b>	<b>2</b>	<b>0</b>	<b>1-0</b>	<b>7</b>	<b>0</b>	<b>0</b>	<b>.160</b>
<b>WS TOTALS</b>		<b>0-1</b>	<b>7.20</b>	<b>1</b>	<b>1</b>	<b>0</b>	<b>0</b>	<b>0</b>	<b>5.0</b>	<b>6</b>	<b>4</b>	<b>4</b>	<b>0</b>	<b>0</b>	<b>3-0</b>	<b>2</b>	<b>0</b>	<b>0</b>	<b>.273</b>
<b>POSTSEASON TOTALS</b>		<b>4-1</b>	<b>2.90</b>	<b>5</b>	<b>5</b>	<b>0</b>	<b>0</b>	<b>0</b>	<b>31.0</b>	<b>26</b>	<b>10</b>	<b>10</b>	<b>3</b>	<b>0</b>	<b>10-1</b>	<b>37</b>	<b>0</b>	<b>0</b>	<b>.222</b>

## ALL-STAR GAME RECORD

YEAR	LEAGUE/HOST	W-L	ERA	G	GS	CG	SHO	SV	IP	H	R	ER	HR	HB	BB-I	SO	WP	BK	AVG
2015	NL, Cincinnati	0-0	0.00	1	0	0	0	0	1.0	0	0	0	0	0	0-0	3	0	0	.000
2018	NL, Washington	0-0	9.00	1	0	0	0	0	1.0	1	1	1	0	0	0-0	1	0	0	.250
2019	NL, Cleveland	0-0	0.00	1	0	0	0	0	1.0	0	0	0	0	0	0-0	1	0	0	.000
2021	NL, Colorado								DID NOT PITCH										
<b>ALL-STAR TOTALS</b>		<b>0-0</b>	<b>3.00</b>	<b>3</b>	<b>0</b>	<b>0</b>	<b>0</b>	<b>0</b>	<b>3.0</b>	<b>1</b>	<b>1</b>	<b>1</b>	<b>1</b>	<b>0</b>	<b>0-0</b>	<b>5</b>	<b>0</b>	<b>0</b>	<b>.100</b>

## CAREER FIELDING

P	PCT	G	PO	A	E	TC	DP
<b>Totals</b>	<b>.981</b>	<b>209</b>	<b>106</b>	<b>154</b>	<b>5</b>	<b>265</b>	<b>12</b>

## CAREER HIGHS

**Innings: 9.0**, 4x, last April 23, 2021 vs. WAS  
**Strikeouts: 15**, April 23, 2021 vs. WAS  
**Walks: 6**, April 22, 2017 vs. WAS  
**Winning Streak: 8**, June 12-July 24, 2017  
**Losing Streak: 5**, June 23-Aug. 3, 2018



# DANNY DUFFY



LHP #24

L BATS  
L THROWS  
6'3" HEIGHT  
205 WEIGHT  
34 OPENING DAY AGE

BORN Dec. 21, 1988 in Goleta, GA  
RESIDES Lompoc, CA  
ACQUIRED Signed as a minor league free agent Jan. 27, 2023  
CONTRACT STATUS Signed through 2023  
SERVICE TIME 11.085 OPTIONS USED 3/3

NON-ROSTER INVITEE

FRONT OFFICE

COACHES

PLAYERS

2022 REVIEW

OPPONENTS

RECORDS

DEVELOPMENT

MEDIA

**CAREER:** The longtime Royals pitcher signed a non-roster deal with Texas on 1/27/23, seeking a return to the Majors after missing time due to injury...though he joined the Dodgers at the 2021 trading deadline and spent the entire 2022 campaign in the organization, he never appeared for L.A. after having left flexor tendon surgery repair on 10/27/21...his last MLB outing was his final game with the Royals on 7/16/21 vs. BAL...the 34-year-old lefty averaged 9 wins, 25 starts, and 150.0 innings over a six-year period with K.C. from 2014-19, ranking among A.L. leaders for that span in starts (T11th, 150), ERA (14th, 3.84), and innings (15th, 8972)...was the Royals' Opening Day starter in three of four years from 2017-20 (2017-18-20)...had a relief role during K.C.'s 2015 World Series championship run, when he was teammates with current Rangers GM Chris Young and played under then-Royals GM Dayton Moore, who is now a special assistant with Texas...the California native has pitched for Team USA in international competition on multiple occasions...he was also active in community endeavors during his time with the Royals.

**LOS ANGELES-NL:** Acquired by the Dodgers on 7/29/21 while on the IL, he was never able to make even a rehab start that year and had left flexor tendon surgery repair on 10/27/21...re-signed with L.A. on 3/18/22 as he continued to rehab from the surgery...progress was slowed when he began to face hitters in August, but had 7 G on rehab with 3 different Dodgers affiliates beg. 8/20/22 in the Arizona Complex League...combined for a 5.40 ERA (4 ER/6.2 IP) with ACL Dodgers, Rancho Cucamonga (High-A), and Oklahoma City (AAA), including final outing with OKC on 9/9 vs. Tacoma...did not record more than 3 outs in any appearance.

**KANSAS CITY:** Has gone 68-68 with a 3.95 ERA over 234 G/204 GS over 11 MLB seasons, all with the Royals from 2011-21... is currently one of just 3 pitchers ever to spend all of 11+ MLB seasons with the Royals, joining club legends Dennis Leonard (12 seasons from 1974-86) and Paul Splittorff (15 from 1970-84)...Duffy ranks among all-time Royals leaders in SO (6th, 1048), starts (7th, 204), innings (9th, 1172.1), and wins (11th, 68)...among K.C. left-handers, ranks 2nd in strikeouts to only Royals Splittorff (1057), also ranking among lefties in starts (3rd), wins (4th), and innings (4th)...is 28-32, 4.17 (261 ER/562.2 IP) over 110 G/98 GS in his career at Kauffman Stadium (opened 1973), ranking 8th in starts and 10th in innings for that facility's history...Duffy signed a 5-year extension with K.C. on 1/16/17 that ran through the 2021 season.

**POSTSEASON:** Made 6 relief app. for K.C. in club's 2015 title run, going 1-0, 6.00 ERA (4 ER/6.0 IP) with no BB/9 SO...pitched perfect 7th in 2nd career postseason win in 2015 ALCS G2 vs. TOR...appeared in 3 World Series games, only run allowed on Michael Conforto solo HR in 2015 WS G4 at NYM, a contest in

which Duffy relieved starter Chris Young...also had 3 app. in 2014 postseason for Royals, earning win in 2014 ALDS G1 at LAA with scoreless 10th.

**2021:** Was 4-3, 2.51 (17 ER/61.0 IP) in 13 G/12 GS for K.C., posting career bests in SO/9 (9.6) and ERA (2.51) for a year with 50+ IP...on IL 5/14-6/22 and 7/20-end of season with left flexor tendon strain...reached 10 years of MLB service on 6/26...traded to LAD on 7/29...was 4-1, 0.60 (2 ER/30.0 IP) over 1st 5 GS, 2nd-best ERA in MLB at that point to only NYM's Jacob deGrom (0.51)...was named Royals Pitcher of the Month for April (3-1, 0.39 in 4 GS), the 7th monthly team award of Duffy's career...last outing was with K.C. on 7/16 vs. BAL...**2020:** Averaged 9.1 SO/9 over 12 G/11 GS in abbreviated season...ranked 2nd on team in starts (11), IP (56.1), and SO (57)...made 3rd career Opening Day start, 7/24 at CLE...**2019:** Limited to 23 starts with IL stints both 3/28-4/26 (left shoulder impingement) and 8/6-31 (strained left hamstring)...allowed 4 HR to LHB after just 5 HR in 656 PA's vs. LHB from 2012-18...**2018:** Sustained career high-tying 12 losses in career-high 28 starts...on 10-day IL 8/13-23 (left shoulder impingement) and sustained same injury to end his season on 9/4 at CLE...Royals Pitcher of the Month for July...from 6/9-7/31, was 4-0, 0.24 over 6 road starts...**2017:** Won gold medal with Team USA in most recent World Baseball Classic (2-0, 1.13, 1 ER/8.0 IP, 2 GS)... was on IL with K.C. both 5/30-7/3 (strained right oblique) and 8/26-9/16 (left elbow impingement)...made 1st career Opening Day start and held LHB to .167 BA (17-102)...**2016:** Named the Bruce Rice Royals Pitcher of the Year, setting career highs in wins (12), starts (26), innings (179.2) and SO (188), while leading KC starters in ERA (3.51)...went 12-3 overall (.800 win pct.), matching Larry Gura (16-4 in 1978) for best winning pct. in franchise history (min. 15 decisions)...set the Royals single-season record for strikeouts by a LH pitcher, surpassing Bill Butler's 156 in KC's inaugural season (1969)...won 10 straight decisions, 6/11-8/21, one shy of franchise record...was 7-0 at home...career-best and franchise-record 16 SO on 8/1 at TB, when he had 7.0 no-hit innings to open the game...**2015:** Spent majority of year in K.C. rotation, but was moved to bullpen for last 2 weeks of regular season...on IL 5/25-6/24 with left biceps tendinitis...1st ML save, 9/20 at DET...**2014:** Was 9-12, but ranked among A.L. leaders (min. 140 IP) in ERA (5th, 2.53), opp. BA (5th, .209), and WHIP (9th, 1.11)...**2013:** Made 5 starts for Royals in Aug./Sept. as he returned from left elbow surgery, posting 1.85 ERA...combined to go 3-2, 4.04 in 16 G/14 GS with NW Arkansas (AA) and Omaha (AAA)...**2012:** Made 6 starts with Royals before injuring elbow on 5/13 at CWS...underwent "Tommy John" ligament replacement surgery on left elbow on 6/13/12...**2011:** Had contract selected on 5/18 and made ML debut on 5/18 vs. TEX, taking ND against eventual A.L. champs (4.0 IP, 4 H, 2 R-ER).



**2010:** Took a leave from baseball on 3/23...returned to baseball activities on 6/2 and made his 1st app. of the season on 6/28...pitched at four levels in K.C. system, ultimately helping NW Arkansas win Texas League title...represented Team USA at 2010 Pan American Games Qualifying Tournament (1-1, 2.89 in 2 GS, 3 ER/9.1 IP, 11 H, 2 BB, 5 SO)...**2009:** Pitched at SiriusXM Futures All-Star Game on 7/12 at STL (0.2 IP, 0 R).

**AMATEUR:** Graduated from Cabrillo High in Lompoc, California, in 2007...went 5-3 with a 0.60 ERA and 127 SO in 58.2 IP as a senior...selected by Royals in 3rd round of 2007 MLB Draft...turned down a scholarship offer from Cal Poly, San Luis Obispo to sign with the Royals.

**COMMUNITY:** Named Royals' 2018 Roberto Clemente Award nominee, which recognizes the player who best represents the

game through extraordinary character, community involvement, philanthropy and positive contributions, both on and off the field...participated in seven Royals FanFests (2011, 2013, 2016-20) and the 2012 and 2013 Royals Caravan...also was involved in calendar shoots for Braden's Hope for childhood cancer research, the annual Gloves for Kids fundraiser and the Royals Charities Golf Tournament and Diamond of Dreams...co-hosted a Challenge Your Fashion fundraiser with Luke and Ashley Hochevar...made donations for several years to Noah's Bandage Project, which included \$110,000 in 2020...the foundation is named after Noah Wilson, who lost his battle with bone cancer in 2015.

**PERSONAL:** Daniel Richard Duffy...resides in Lompoc, California, with his wife Sara, and dog, Sadie...in 2019, he and Sadie were featured on a bobblehead, which was given away at Kauffman Stadium to the first 15,000 fans.

## CAREER RECORD

YEAR	CLUB	W-L	ERA	G	GS	CG	SHO	SV	IP	H	R	ER	HR	HB	BB-I	SO	WP	BK	AVG
2007	AZL Royals—1	2-3	1.45	11	9	0	0	0	37.1	24	14	6	0	3	17-0	63	5	0	.178
2008	Burlington	8-4	2.20	17	17	0	0	0	81.2	56	26	20	4	4	25-0	102	10	0	.193
2009	Wilmington	9-3	2.98	24	24	1	0	0	126.2	108	49	42	6	1	41-0	125	8	1	.230
2010	AZL Royals	0-0	3.38	2	2	0	0	0	2.2	2	1	1	0	0	1-0	4	0	1	.220
	Idaho Falls	0-1	1.50	2	2	0	0	0	6.0	4	1	1	0	1	0-0	6	1	0	.182
	Wilmington	0-0	2.57	3	3	0	0	0	14.0	8	6	4	2	1	7-0	18	1	0	.170
	Northwest Arkansas	5-2	2.95	7	7	1	1	0	39.2	38	17	13	3	0	9-0	41	4	0	.255
2011	Omaha	3-1	3.43	8	8	0	0	0	42.0	37	17	16	5	3	10-0	48	1	0	.237
	<b>Kansas City</b>	<b>4-8</b>	<b>5.64</b>	<b>20</b>	<b>20</b>	<b>0</b>	<b>0</b>	<b>0</b>	<b>105.1</b>	<b>119</b>	<b>66</b>	<b>66</b>	<b>15</b>	<b>5</b>	<b>51-1</b>	<b>87</b>	<b>4</b>	<b>1</b>	<b>.287</b>
2012	<b>Kansas City—2</b>	<b>2-2</b>	<b>3.90</b>	<b>6</b>	<b>6</b>	<b>0</b>	<b>0</b>	<b>0</b>	<b>27.2</b>	<b>26</b>	<b>13</b>	<b>12</b>	<b>2</b>	<b>0</b>	<b>18-1</b>	<b>28</b>	<b>0</b>	<b>1</b>	<b>.252</b>
2013	Northwest Arkansas	0-2	3.94	4	4	0	0	0	16.0	16	7	7	3	3	5-0	28	1	1	.267
	Omaha	3-0	4.08	12	10	0	0	0	53.0	50	26	24	4	2	25-0	59	2	0	.249
	<b>Kansas City—3,4</b>	<b>2-0</b>	<b>1.85</b>	<b>5</b>	<b>5</b>	<b>0</b>	<b>0</b>	<b>0</b>	<b>24.1</b>	<b>19</b>	<b>5</b>	<b>5</b>	<b>0</b>	<b>1</b>	<b>14-0</b>	<b>22</b>	<b>2</b>	<b>0</b>	<b>.213</b>
2014	Omaha	1-0	3.00	1	1	0	0	0	6.0	5	2	2	1	0	1-0	4	1	0	.238
	<b>Kansas City</b>	<b>9-12</b>	<b>2.53</b>	<b>31</b>	<b>25</b>	<b>0</b>	<b>0</b>	<b>0</b>	<b>149.1</b>	<b>113</b>	<b>52</b>	<b>42</b>	<b>12</b>	<b>5</b>	<b>53-2</b>	<b>113</b>	<b>5</b>	<b>0</b>	<b>.209</b>
2015	<b>Kansas City—5</b>	<b>7-8</b>	<b>4.08</b>	<b>30</b>	<b>24</b>	<b>0</b>	<b>0</b>	<b>1</b>	<b>136.2</b>	<b>137</b>	<b>64</b>	<b>62</b>	<b>15</b>	<b>9</b>	<b>53-0</b>	<b>102</b>	<b>11</b>	<b>0</b>	<b>.172</b>
	Omaha	0-0	2.25	3	3	0	0	0	8.0	5	3	2	1	1	1-0	10	0	0	.257
2016	<b>Kansas City</b>	<b>12-3</b>	<b>3.51</b>	<b>42</b>	<b>26</b>	<b>1</b>	<b>0</b>	<b>0</b>	<b>179.2</b>	<b>163</b>	<b>71</b>	<b>70</b>	<b>27</b>	<b>7</b>	<b>42-0</b>	<b>188</b>	<b>4</b>	<b>0</b>	<b>.241</b>
2017	<b>Kansas City—6,7</b>	<b>9-10</b>	<b>3.81</b>	<b>24</b>	<b>24</b>	<b>0</b>	<b>0</b>	<b>0</b>	<b>146.1</b>	<b>143</b>	<b>67</b>	<b>62</b>	<b>13</b>	<b>4</b>	<b>41-0</b>	<b>130</b>	<b>2</b>	<b>2</b>	<b>.257</b>
	Omaha	0-1	3.68	2	2	0	0	0	7.1	6	3	3	1	0	1-0	8	0	0	.214
2018	<b>Kansas City—8</b>	<b>8-12</b>	<b>4.88</b>	<b>28</b>	<b>28</b>	<b>0</b>	<b>0</b>	<b>0</b>	<b>155.0</b>	<b>161</b>	<b>86</b>	<b>84</b>	<b>23</b>	<b>4</b>	<b>70-1</b>	<b>141</b>	<b>14</b>	<b>0</b>	<b>.264</b>
2019	Northwest Arkansas	1-0	0.87	2	2	0	0	0	10.1	8	2	1	1	1	0-0	11	0	0	.216
	<b>Kansas City—9,10</b>	<b>7-6</b>	<b>4.34</b>	<b>23</b>	<b>23</b>	<b>0</b>	<b>0</b>	<b>0</b>	<b>130.2</b>	<b>125</b>	<b>69</b>	<b>63</b>	<b>21</b>	<b>8</b>	<b>46-0</b>	<b>115</b>	<b>4</b>	<b>0</b>	<b>.251</b>
2020	<b>Kansas City</b>	<b>4-4</b>	<b>4.95</b>	<b>12</b>	<b>11</b>	<b>0</b>	<b>0</b>	<b>0</b>	<b>56.1</b>	<b>53</b>	<b>33</b>	<b>31</b>	<b>10</b>	<b>2</b>	<b>22-0</b>	<b>57</b>	<b>3</b>	<b>0</b>	<b>.249</b>
2021	<b>Kansas City—11,12,13</b>	<b>4-3</b>	<b>2.51</b>	<b>13</b>	<b>12</b>	<b>0</b>	<b>0</b>	<b>0</b>	<b>61.0</b>	<b>52</b>	<b>19</b>	<b>17</b>	<b>6</b>	<b>0</b>	<b>22-1</b>	<b>65</b>	<b>3</b>	<b>0</b>	<b>.226</b>
2022	ACL Dodgers—14,15	0-0	4.50	2	2	0	0	0	2.0	2	1	1	0	1	2-0	3	1	0	.250
	Rancho Cucamonga	0-0	0.00	1	1	0	0	0	1.0	0	0	0	0	0	0-0	2	0	0	.000
	Oklahoma City	0-0	7.36	4	0	0	0	0	3.2	4	3	3	0	0	2-0	6	0	0	.267
<b>MAJOR TOTALS</b>		<b>68-68</b>	<b>3.95</b>	<b>234</b>	<b>204</b>	<b>1</b>	<b>0</b>	<b>1</b>	<b>1172.1</b>	<b>1111</b>	<b>545</b>	<b>514</b>	<b>144</b>	<b>45</b>	<b>432-6</b>	<b>1048</b>	<b>52</b>	<b>4</b>	<b>.250</b>
<b>MINOR TOTALS</b>		<b>32-17</b>	<b>2.87</b>	<b>105</b>	<b>97</b>	<b>2</b>	<b>1</b>	<b>0</b>	<b>457.1</b>	<b>373</b>	<b>178</b>	<b>146</b>	<b>31</b>	<b>21</b>	<b>147-0</b>	<b>538</b>	<b>35</b>	<b>3</b>	<b>.222</b>

\* Led league # Tied for league lead

- Selected by Kansas City in the 3rd round of the 2007 June draft...signed by Rick Schroeder.
- On injured list, May 14, 2012—end of season, with 'Tommy John' ligament replacement surgery.
- On injured list, March 31—June 24, 2013, with recovery from 'Tommy John' surgery...included rehab assignments with Northwest Arkansas from May 26—June 5, July 17 and Omaha from June 8—July 10, July 28—Aug. 2, Aug. 12, Aug. 21.
- On injured list, Sept. 17—30, 2013, with a sore left forearm.
- On injured list, May 17—June 23, 2015, with left biceps tendinitis...included rehab assignment with Omaha from June 9—17.
- Signed by Kansas City as a free agent on Jan. 16, 2017.
- On injured list, May 30—July 4, 2017, with a strained right oblique...included rehab assignment with Omaha from June 24—29.
- On injured list, Aug. 13—23, 2018, with left shoulder impingement.
- On injured list, March 28—April 26, 2019, with left shoulder impingement...included rehab assignment with Northwest Arkansas on April 20.
- On injured list, Aug. 6—Sept. 1, 2019, with a strained left hamstring...included rehab assignment with Northwest Arkansas on Aug. 25.
- On injured list, May 17, 2021—end of season, with a left flexor strain.
- Acquired by Los Angeles-NL, along with cash considerations, for a PTBNL (RHP Zach Willeman) on July 29, 2021.
- Signed by Los Angeles-NL as a free agent on March 18, 2022.
- On injured list, March 18, 2022—end of season, with recovery from left elbow surgery...included rehab assignment with ACL Dodgers from Aug. 20—23, Rancho Cucamonga on Aug. 26 and Oklahoma City from Aug. 31—Sept. 9.
- Signed by Texas as a minor league free agent on Jan. 27, 2023.

## POSTSEASON RECORD

FRONT OFFICE

SERIES	CLUB	W-L	ERA	G	GS	CG	SHO	SV	IP	H	R	ER	HR	HB	BB-I	SO	WP	BK	AVG
2014 ALWC	KC vs. OAK								DID NOT PITCH										
2014 ALDS	KC vs. LAA	1-0	0.00	1	0	0	0	0	1.0	1	0	0	0	0	0-0	1	0	0	.250
2014 ALCS	KC vs. BAL								DID NOT PITCH										
2014 WS	KC vs. SFG	0-0	4.91	2	0	0	0	0	3.2	2	2	2	0	0	4-0	4	0	0	.182
2015 ALDS	KC vs. HOU	0-0	13.50	1	0	0	0	0	0.2	1	1	1	1	0	0-0	0	0	0	.333
2015 ALCS	KC vs. TOR	1-0	6.00	2	0	0	0	0	3.0	4	2	2	0	0	0-0	6	0	0	.333
2015 WS	KC vs. NYM	0-0	3.86	3	0	0	0	0	2.1	2	1	1	1	0	0-0	3	0	0	.250
<b>LDS TOTALS</b>		<b>1-0</b>	<b>5.40</b>	<b>2</b>	<b>0</b>	<b>0</b>	<b>0</b>	<b>0</b>	<b>1.2</b>	<b>2</b>	<b>1</b>	<b>1</b>	<b>1</b>	<b>0</b>	<b>0-0</b>	<b>1</b>	<b>0</b>	<b>0</b>	<b>.286</b>
<b>LCS TOTALS</b>		<b>1-0</b>	<b>6.00</b>	<b>2</b>	<b>0</b>	<b>0</b>	<b>0</b>	<b>0</b>	<b>3.0</b>	<b>4</b>	<b>2</b>	<b>2</b>	<b>0</b>	<b>0</b>	<b>0-0</b>	<b>6</b>	<b>0</b>	<b>0</b>	<b>.333</b>
<b>WS TOTALS</b>		<b>0-0</b>	<b>4.50</b>	<b>5</b>	<b>0</b>	<b>0</b>	<b>0</b>	<b>0</b>	<b>6.0</b>	<b>4</b>	<b>3</b>	<b>3</b>	<b>1</b>	<b>0</b>	<b>4-0</b>	<b>7</b>	<b>0</b>	<b>0</b>	<b>.211</b>
<b>POSTSEASON TOTALS</b>		<b>2-0</b>	<b>5.06</b>	<b>9</b>	<b>0</b>	<b>0</b>	<b>0</b>	<b>0</b>	<b>10.2</b>	<b>10</b>	<b>6</b>	<b>6</b>	<b>2</b>	<b>0</b>	<b>4-0</b>	<b>14</b>	<b>0</b>	<b>0</b>	<b>.263</b>

COACHES

## WORLD BASEBALL CLASSIC RECORD

SERIES	TEAM	W-L	ERA	G	GS	CG	SHO	SV	IP	H	R	ER	HR	HB	BB-I	SO	WP	BK	AVG
2017	United States	2-0	1.13	2	2	0	0	0	8.0	8	2	1	0	0	1-0	8	0	0	.250

## CAREER FIELDING

P	PCT	G	PO	A	E	TC	DP
Totals	.921	234	21	119	12	152	7

## CAREER HIGHS

**Innings: 9.0**, Aug. 11, 2016 vs. CWS  
**Strikeouts: 16**, Aug. 1, 2016 at TB  
**Walks: 6**, 3x, last May 11, 2015 at TEX  
**Winning Streak: 10**, June 11-Aug. 21, 2016  
**Losing Streak: 5**, Sept. 28, 2017-May 2, 2018

PLAYERS


2022 REVIEW

OPPONENTS

RECORDS

DEVELOPMENT

MEDIA



# DANE DUNNING

**R**  
BATS

**R**  
THROWS

**6'4"**  
HEIGHT

**225**  
WEIGHT

**28**  
OPENING DAY AGE

**BORN** Dec. 20, 1994 in Orange Park, FL

**RESIDES** Charlotte, NC

**ACQUIRED** In a trade with Chicago-AL on Dec. 8, 2020

**CONTRACT STATUS** Signed through 2023

**SERVICE TIME** 2.083 **OPTIONS USED** 1/3

**CAREER:** Dunning enters the year seeking to return from hip surgery in late September...is expected to be near full capacity for the start of Spring Training...Dunning has team highs in starts (54) and innings (271.0) for Texas over the past two seasons, well ahead of the next-closest pitchers: Glenn Otto (33 starts) and Taylor Hearn (204.1 innings)...is all-time Globe Life Field leader in wins (9), starts (29), innings (154.2), and strikeouts (157)...he has gone 9-18 with a 4.48 ERA for the Rangers in 2021-22 since being acquired in a 3-player trade with CWS on 12/8/20...had workload limitations in 2021, and was limited at various points by his hip issue in 2022...was selected as the 2021 Rangers Pitcher of the Year by the DFW chapter of the Baseball Writers Association of America, the first-ever rookie to win that award in his first season with Texas...made his MLB debut with Chicago-AL in the abbreviated 2020 campaign...was traded to the White Sox on 12/7/16 after originally being selected by WAS in the 1st round (29th overall) of the 2016 MLB draft...pitched 3 seasons at the University of Florida, which went to the College World Series in both 2015 and 2016...is a native of the Jacksonville, FL area.

**2022:** In his 3rd MLB season, established career highs in many categories while ranking 2nd on TEX staff in starts (29), innings (153.1), and strikeouts (137)...finished 4-8, 4.46 over 29 G/GS in his 2nd full MLB campaign...missed time for a pair of IL stints: 7/11-25 (right ankle impingement) and 9/27-end of season (right hip surgery)...had season-ending surgery on 9/26 for a right hip labral repair, with the surgery performed by Dr. William Robertson in Arlington.

**DAY-BY-DAY:** Went 1-1, 3.38 (12 ER/32.0 IP) over 1st 6 starts through 5/8, his lowest ERA all year...from 5/13-7/31, was 0-5, 4.70 (39 ER/74.2 IP) over 14 starts...won 2 of next 3 starts (2-0, 2.60) from 8/6-18, then went 1-2, 6.14 (20 ER/29.1 IP) in final 6 starts before season-ending surgery to finish with a 4.46 ERA on the year...TEX lost 11 straight Dunning starts from 5/24-7/26 and the 20 Rangers losses in his starts were T2nd-most of any MLB pitcher (25-WAS' Patrick Corbin, 20-Dunning and PIT's JT Brubaker)...win on 8/6 vs. CWS snapped 15-start winless span (5/1-7/31) that was longest single-season winless span in franchise history.

**BY THE NUMBERS:** Had a groundball pct. of 53.1%, 2nd-highest in A.L. (HOU's Framber Valdez-67.3%) and 6th-best in MLB (min. 150.0 IP)...induced career-high 13 GDP's...posted nearly identical WHIP (1.435) compared to 2021 (1.436)...his 4 wins were fewest among any MLB pitcher with 29+ starts in '22, and easily set a club record (previous low was 7 wins in 30 GS by Frank Tanana in 1982)...registered A.L.-high 17 no-decisions in 29 starts, T3rd-most ND's in MLB, and setting a WAS/TEX franchise record for a starting pitcher...previous TEX record was 14 by Jon Matlack (1980) and Derek Holland (2013)...his

career-high 11 hit batters were T3rd-most in the A.L...he earned the win in just 3 of his 10 quality starts on the year.

**ONE FOR THE ROAD?:** Fared far better at home (4-2, 3.59, .232/.307/.421/.728 in 16 GS) than on the road (0-6, 5.62, .312/.390/.470/.860 in 13 GS)... he is winless in his last 27 G/26 GS on the road (including 1 G/GS w/ CWS and 26 G/25 GS w/ TEX) since only career away victory on 9/9/20 at PIT w/ CWS...has set a Texas franchise record with his active run of 25 consecutive winless road starts for the club, surpassing Pete Broberg in 1972-73 (15).

**2021:** The first rookie ever to be selected Rangers Pitcher of the Year by the DFW chapter of BBWAA...finished with a 5-10 record and 4.51 ERA (59 ER/117.2 IP) across 27 G/25 GS... despite having his workload limited by the club, he ranked among staff leaders in SO (2nd, 114), starts (2nd, 25), and innings (4th, 117.2), and led the rotation with an 8.7 SO/9 rate...finished among A.L. rookie leaders in starts (14th, 25), innings (8th, 117.2), and SO (9th, 114)...ranked among overall A.L. leaders (min. 100 IP) in ground ball pct. (5th, 53.9) and HR/9 (13th, 0.99)...had 2 stints on Injured List: 8/3-12 (right ankle impingement) and 8/25-9/9 (COVID-19 Related)...his 114 SO rank as 7th-highest single-season total ever by a Texas rookie...was listed as the Rangers' 4th-best prospect by *Baseball America* entering 2021...also listed as the 60th-best prospect on Baseball Prospectus' Top 101 MLB prospects entering 2021...**2020:** Was on CWS' 40-man roster for 1st time in spring training before option to minors on 3/6...began season at White Sox' Alternate Training Site...averaged 9.3 SO/9 and held opponents to a slash line of .197/.282/.315/.597 over 2 stints in the Majors: 8/19 and 8/30-end of season... recalled on 8/19 to make MLB debut in spot start that night vs. DET...recorded 1st strikeout by fanning Niko Goodrum in 1st inning and took ND in CWS' 5-3 victory (4.1 IP, 5 H, 3 R-ER, 1 BB, 7 SO)...his 1st 2 wins came in consecutive starts, 9/9 at PIT (6.0 IP, 3 H, 0 R) and 9/15 vs. MIN (7.0 IP, 3 H, 2 R-1 ER)...started decisive Game 3 of ALWC series on 10/1 at OAK (ND, 0.2 IP, 2 H, 0 R), a 6-4 Sox loss in his only career postseason outing...**2019:** Experienced elbow discomfort early in spring training and underwent ligament reconstruction surgery on 3/18 by Dr. James Andrews in Pensacola, FL... spent remainder of season undergoing rehab program...**2018:** Combined to go 6-3, 2.71 with 100 strikeouts in 86.1 IP over 15 starts at Winston-Salem (High-A) and Birmingham (AA)... went 1-1, 2.59 in 4 starts at Winston-Salem before promotion to Birmingham on 4/26...earned Southern League midseason All-Star honors...did not pitch after 6/26 due to elbow tightness...participated in fall instructional league...**2017:** Was 8-8, 2.94 with 168 strikeouts in 144.0 IP in 26 starts between Kannapolis (Low-A) and Winston-Salem...tied for the 11th most strikeouts in Minor League Baseball and ranked among

FRONT OFFICE

COACHES

PLAYERS

2022 REVIEW

OPPONENTS

RECORDS

DEVELOPMENT

MEDIA

71

# DUNNING CONTINUED

FRONT OFFICE

COACHES

PLAYERS

2022 REVIEW

OPPONENTS

RECORDS

DEVELOPMENT

MEDIA

the CWS farm system leaders in strikeouts (3rd), ERA (4th), innings (4th), and wins (T6th)...earned White Sox minor league pitcher of the month honors in April by going 2-0, 0.35 in 4 starts at Kannapolis...was promoted to Winston-Salem on 4/28 and went on to lead the Carolina League in shutouts (2) and rank 4th in strikeouts (135)...**2016:** In lone season in Nationals organization, pitched 2.0 scoreless innings in start for Gulf Coast Nationals (rookie) in pro debut on 7/9 vs. GCL Mets...was promoted to Auburn (short season A) on 7/11 and made 7 starts the rest of the season...earned 1st pro victory on 8/7 at Batavia, followed by 9-inning CG loss with 8 SO on 8/13 vs. Batavia.

**AMATEUR BACKGROUND:** Pitched 3 seasons at the University of Florida in Gainesville, going 12-6, 3.26, 2 saves, and 174 strikeouts in 163.0 innings over 66 career appearances... issued one earned run in 15.1 IP during 2016 NCAA Tournament as the Gators advanced to a 2nd consecutive College World Series...was named to the NCAA Gainesville

Regional All-Tournament Team...pitched at Clay High School in Green Coral Springs, FL (graduated 2013) and was selected to Rawlings/Perfect Game Preseason Florida All-Region 2nd team prior to his senior year...was originally selected by TOR in the 34th round of the 2013 MLB Draft but did not sign.

**PERSONAL:** Dane Anthony Dunning...married the former Rachel Castellani in November 2021...Dane's mother, Misu is a native of South Korea...his brother Jake was selected by SF in the 33rd round of the 2009 MLB draft...posted a 2.77 ERA in 30 relief appearances for the Giants in 2013-14 and last pitched for Long Island in the independent Atlantic League in 2018... Dane and Jake were teammates at Kannapolis (Low-A) in the CWS system for 2 months in 2017...partnered in gaming tournaments in February 2021 and 2022, both benefitting National Multiple Sclerosis Society...other MLB players participating in the events have included Lucas Giolito, Derek Holland, Brett Phillips, and Carlos Rodon.

## CAREER RECORD

YEAR	CLUB	W-L	ERA	G	GS	CG	SHO	SV	IP	H	R	ER	HR	HB	BB-I	SO	WP	BK	AVG
2016	GCL Nationals—1,2	0-0	0.00	1	1	0	0	0	2.0	0	0	0	0	0	0-0	3	0	0	.000
	Auburn—3	3-2	2.14	7	7	1	0	0	33.2	26	8	8	1	0	7-0	29	1	0	.208
2017	Kannapolis	2-0	0.35	4	4	0	0	0	26.0	13	2	1	0	1	2-0	33	0	0	.143
	Winston-Salem	6-8	3.51	22	22	2	2	0	118.0	114	62	46	15	12	36-0	135	10	2	.250
2018	Winston-Salem	1-1	2.59	4	4	0	0	0	24.1	20	7	7	2	2	3-0	31	1	0	.215
	Birmingham	5-2	2.76	11	11	0	0	0	62.0	57	24	19	0	3	23-0	69	4	0	.243
2019									INJURED - DID NOT PITCH										
2020	Chicago-AL—4	2-0	3.97	7	7	0	0	0	34.0	25	17	15	4	2	13-0	35	5	0	.197
2021	Texas—5,6	5-10	4.51	27	25	0	0	0	117.2	126	61	59	13	7	43-0	114	8	0	.275
2022	Texas—7,8	4-8	4.46	29	29	0	0	0	153.1	158	80	76	20	11	62-0	137	6	0	.268
	ACL Rangers	0-0	3.60	1	1	0	0	0	5.0	3	2	2	1	0	1-0	9	0	0	.158
<b>MAJOR TOTALS</b>		11-18	4.43	63	61	0	0	0	305	309	158	150	37	20	118-0	286	19	0	.263
<b>MINOR TOTALS</b>		17-13	2.76	50	50	3	2	0	271	233	105	83	19	18	72-0	309	16	2	.227

\* Led league # Tied for league lead

- 1- Selected by Toronto in the 34th round of the 2013 June draft...did not sign.
- 2- Selected by Washington in the 1st round (29th overall) of the 2016 June draft.
- 3- Acquired by Chicago-AL from Washington, along with RHP Lucas Giolito and RHP Reynaldo Lopez, in exchange for OF Adam Eaton on Dec. 7, 2016.
- 4- Acquired by Texas from Chicago-AL, along with LHP Avery Weems, in exchange for RHP Lance Lynn on Dec. 8, 2020.
- 5- On injured list, Aug. 3-12, 2021, with right ankle impingement.
- 6- On COVID-19 Related Injured List, Aug. 25-Sept. 9, 2021.
- 7- On injured list, July 11-26, 2022, with right ankle impingement.
- 8- On injured list, Sept. 27, 2022-end of season, with right hip surgery.

## POSTSEASON RECORD

SERIES	CLUB	W-L	ERA	G	GS	CG	SHO	SV	IP	H	R	ER	HR	HB	BB-I	SO	WP	BK	AVG
2020	ALWC CWS vs. OAK	0-0	0.00	1	1	0	0	0	0.2	2	0	0	0	0	0-0	0	0	0	.500

## CAREER FIELDING

P	PCT	G	PO	A	E	TC	DP
<b>Totals</b>	<b>.949</b>	<b>63</b>	<b>13</b>	<b>24</b>	<b>2</b>	<b>39</b>	<b>3</b>

## CAREER HIGHS

**Innings:** 7.2, April 30, 2022 vs. ATL  
**Strikeouts:** 10, May 9, 2021 vs. SEA  
**Walks:** 5, Sept. 26, 2021 vs. BAL  
**Winning Streak:** 3, Sept. 9, 2020-April 6, 2021  
**Losing Streak:** 5, May 13-June 29, 2022



INF #20

# EZEQUIEL DURAN

R BATS R THROWS  
5'11" HEIGHT 185 WEIGHT  
23 OPENING DAY AGE

BORN May 22, 1999 in San Juan de la Maguana, Dominican Republic  
RESIDES San Juan de la Maguana, Dominican Republic  
ACQUIRED In a trade with New York-AL on July 29, 2021  
CONTRACT STATUS Signed through 2023  
SERVICE TIME 0.072 OPTIONS USED 1/3

**CAREER:** The 23-year-old Duran is entering his second Spring Training with Texas after making his MLB debut on June 4, 2022...recorded first MLB hit (single) on 6/5/22 vs. SEA and first MLB home run later in the same game (solo)...career-high in hits is 3, done twice (last: 8/24/22 at COL)...was acquired in a 2021 mid-season trade with New York-AL...was one of the headlining pieces in 6-player deal that sent OF Joey Gallo and LHP Joely Rodríguez to the Yankees in exchange for 4 prospects on 7/29/21...tallied MiLB career highs in home runs (19), RBI (79) and steals (19) over 105 games spent with High-A Hudson Valley (NYY) and Hickory (TEX) in 2021, his first exposure to a full-season level...owns a career .269/.328/.489/.818 slash line in 5 minor league seasons, accumulating 55 home runs and 55 steals across 317 games...originally signed by the Yankees as a non-drafted free agent on 7/21/17 out of San Juan de la Maguana, Dominican Republic.

**MAJORS IN 2022:** Had contract selected from Double-A Frisco and made MLB debut on 6/4, marking the first of two big-league stints on the campaign...recorded pair of hits, including first Major League HR (solo) on 6/5 vs. SEA...hit safely in 10 of first 13 career MLB games from 6/4-17, batting .308 (16-52) with 2 HR and 8 RBI in that span...became 8th player in club history to hit safely in 10-or-more of his first 13 career games...recorded 3 consecutive multi-hit efforts, 6/11-13, going 6-14 (.429) with 2 2B, 1 HR and 4 RBI in span...optioned to Triple-A Round Rock 6/25 before being recalled on 7/21...hit safely in each of his first 6 games upon recall from 7/21-26 (.316/.381/.368)...recorded season-high 8-game hit streak from 8/4-14, slashing .355/.375/.516 with 2 2B, 1 HR and 3 RBI during the run...optioned back to Triple-A Round Rock on 9/8.

**MINORS IN 2022:** Posted a .304/.346/.559 slash line with 16 HR and 57 RBI across 78 games with Double-A Frisco and Triple-A Round Rock, earning MiLB.com Organization All-Star honors in the process...began campaign at Double-A Frisco and slashed .321/.368/.582 over his first 45 games for the RoughRiders (4/8-6/3)...knocked in season-high 5 runs during multi-homer effort on 5/15 at Tulsa...sported the Texas League's 5th-highest batting average and 6th-highest slugging (min. 150 AB) at the time of his initial callup on 6/4...pieced together a 9-game hit streak for Triple-A Round Rock from 7/8-17, netting him another callup to Texas on 7/21...was optioned back to Round Rock on 9/8, batting .269 (18-67) over his final 15 games, including a season-high 5 hits (2 HR) on 9/21 at Tacoma.

**2021:** Acquired from the New York Yankees on 7/29 in 6-player trade involving OF Joey Gallo...combined for a .267/.342/.486/.827 slash line with 19 HR, 79 RBI and 19 SB in 105 G at the High-A level between Hudson Valley in the NYY org. and Hickory in the TEX organization...was one of 4 players at the High-A level to accumulate at least 19 HR and 19 steals in 2021 (also CR's Michael Helman, ROM's Jesse Franklin V, EVE's Connor Hoover)...ranked among High-A leaders in total bases (T4th, 202), RBI (5th, 79), extra-base hits (8th, 47) and hits (10th, 111)...his average exit velocity (92.0 mph) was tied with Sherten Apostol for the highest among Texas farmhands (source: FanGraphs)...split time mainly between second base (44 GS) and shortstop (40 GS), but saw majority of action at shortstop following the trade...spent the early portion of the 2021 offseason playing in the Arizona Fall League, where he slashed .278/.333/.611/.944 (20-72) with 3 HR and 12 RBI in 19 G for the Surprise Saguaros...earned selection to the league's annual "Fall Stars" All-Star game on 11/13...was added to Rangers' 40-man roster on 11/19 as protection from the Rule 5 Draft...rated by *Baseball America* as the no. 11 prospect in the NYY system entering 2021 and the no. 5 prospect in the TEX system following the trade...**2020:** Did not play due to the COVID-19 pandemic...was never added to New York-AL's 60-man player pool and did not see action at the club's Alternate Training Site at PNC Field in Moosic, Penn...spent the month of December training at the Yankees' Dominican instructional league...**2019:** Was named a Short-Season All-Star by *Baseball America* after hitting .256 (63-246) with 13 HR, 37 RBI and 11 SB in 66 G with Short-A Staten Island...led the New York-Penn League in home runs and ranked 2nd in runs (49), extra-base hits (29) and total bases (122), 3rd in slugging (.496) and 6th in RBI...was tabbed the No. 7 prospect in the NYPL by *Baseball America*...named NYPL Player of the Month for July: .333 (36-108), 7 HR, 20 RBI...earned NYPL Player of the Week honors for 7/15-21: .462 (12-26), 4 2B, 2 HR, 5 RBI...**2018:** Struggled in his stateside debut with Rookie-level Pulaski, batting .201 (44-219) in 53 G...**2017:** Made his professional debut, hitting .393 (24-for-61) in 15 G with the DSL Yankees...had hits in 13 of 15 G, including 9 multi-hit outings...12 of his 24 hits went for extra bases (3 HR, 4 3B, 5 2B).

**PERSONAL/AMATEUR:** Ezequiel Alberto Duran...signed by the Yankees as a non-drafted free agent on 7/21/17 out of San Juan de la Maguana, Dominican Republic...fell off the international prospect radar after failing to register with MLB following his 16th birthday in 2015, but came to terms with New York-AL as an 18-year-old two years later...signed by NYY scouts Juan Rosario, Raymon Sanchez and Víctor Mata.

FRONT OFFICE

COACHES

PLAYERS

2022 REVIEW

OPPONENTS

RECORDS

DEVELOPMENT

MEDIA

## CAREER RECORD

FRONT OFFICE

YEAR	CLUB	AVG	G	AB	R	H	TB	2B	3B	HR	RBI	SH	SF	BB-I	SO	SB	CS	HP	GIDP	OBP	SLG
2017	DSL Yankees—1	.393	15	61	12	24	46	5	4	3	11	0	1	3-0	15	4	1	0	0	.415	.754
2018	Pulaski	.201	53	219	34	44	68	8	2	4	20	0	1	9-0	65	7	0	6	5	.251	.311
2019	Staten Island	.256	66	246	49	63	122	12	4	*13	37	0	3	25-1	77	11	4	3	1	.329	.496
2020	DID NOT PLAY																				
2021	Hudson Valley	.290	67	259	42	75	138	15	6	12	48	0	2	28-3	71	12	7	8	5	.374	.533
	Hickory—2	.229	38	157	25	36	64	7	0	7	31	0	3	12-0	59	7	2	2	2	.287	.408
2022	Frisco	.317	45	183	34	58	105	24	1	7	31	0	2	14-0	36	7	2	1	4	.365	.574
	Round Rock	.283	33	145	18	41	77	9	0	9	26	0	2	7-0	43	7	5	1	4	.316	.531
	<b>Texas</b>	<b>.236</b>	<b>58</b>	<b>208</b>	<b>25</b>	<b>49</b>	<b>76</b>	<b>10</b>	<b>1</b>	<b>5</b>	<b>25</b>	<b>0</b>	<b>0</b>	<b>12-0</b>	<b>54</b>	<b>4</b>	<b>1</b>	<b>0</b>	<b>3</b>	<b>.277</b>	<b>.365</b>
<b>MAJOR TOTALS</b>		<b>.236</b>	<b>58</b>	<b>208</b>	<b>25</b>	<b>49</b>	<b>76</b>	<b>10</b>	<b>1</b>	<b>5</b>	<b>25</b>	<b>0</b>	<b>0</b>	<b>12-0</b>	<b>54</b>	<b>4</b>	<b>1</b>	<b>0</b>	<b>3</b>	<b>.277</b>	<b>.365</b>
<b>MINOR TOTALS</b>		<b>.269</b>	<b>317</b>	<b>1270</b>	<b>214</b>	<b>341</b>	<b>620</b>	<b>80</b>	<b>17</b>	<b>55</b>	<b>204</b>	<b>0</b>	<b>14</b>	<b>98-4</b>	<b>366</b>	<b>55</b>	<b>21</b>	<b>21</b>	<b>21</b>	<b>.328</b>	<b>.488</b>

\* Led league # Tied for league lead

COACHES

- 1- Signed by New York-AL as a non-drafted free agent on July 2, 2017...signed by Juan Rosario/Raymon Sanchez/Victor Mata
- 2- Acquired by Texas from New York-AL, along with INFs Trevor Hauver and Josh Smith, and RHP Glenn Otto, in exchange for OF Joey Gallo, LHP Joely Rodriguez, and cash considerations on July 29, 2021.

## CAREER FIELDING

PLAYERS

2B	PCT	G	PO	A	E	TC	DP
2022	.957	9	9	13	1	23	0

3B	PCT	G	PO	A	E	TC	DP
2022	.933	51	31	95	9	135	6

## CAREER HIGHS

**Hits:** 3, 2x, last Aug. 24, 2022 at COL  
**Runs:** 2, 2x, last June 11, 2022 at CWS  
**Doubles:** 1, 10x, last Sept. 6, 2022 at HOU  
**Triples:** 1, June 16, 2022 at DET  
**Home Runs:** 1, 5x, last Aug. 30, 2022 vs. HOU  
**RBI:** 3, 4x, last Aug. 26, 2022 vs. DET  
**Walks:** 1, 12x, last Aug. 28, 2022 vs. DET  
**Hitting Streak:** 8, Aug. 4-14, 2022

2022 REVIEW

OPPONENTS

RECORDS


DEVELOPMENT

MEDIA

## 2023 RANGERS NAME PRONUNCIATIONS

NAME	PHONETIC PRONUNCIATION
Luisangel Acuña	Loo-EESE-ahn-hel ah-CUHN-ya
Nathan Eovaldi	ee-VAHL-dee
Justin Foscue	FOSS-Q
Adolis García	ah-DOH-leees
Andrew Heaney	HEE-nee
Taylor Hearn	hern
Josh Jung	young
Sandy León	lay-OHN
José Leclerc	luh-KLURK
Zack Littell	lah-TELL
Jake Odorizzi	oh-duh-RIZZ-ee
Martín Pérez	mahr-TEEN PAIR-ehz
Kumar Rocker	(pronounced like Lamar)
Josh Sborz	spores
Corey Seager	SEE-ger
Marcus Semien	SIH-mee-ehn
Leody Taveras	lay-OH-dee tuh-VAIR-uhs
Yoshi Tsutsugo	yo-shee suit-SUE-go
Matt Whatley	WATT-lee





**RHP #17**

# NATHAN EOVALDI

**R**  
BATS

**R**  
THROWS

**6'2"**  
HEIGHT

**215**  
WEIGHT

**33**  
OPENING DAY AGE

**BORN** Feb. 13, 1990 in Houston, TX

**RESIDES** Friendswood, TX

**ACQUIRED** Signed as a free agent on Dec. 1, 2021

**CONTRACT STATUS** Signed through 2024 with vesting option for 2025

**SERVICE TIME** 11.013 **OPTIONS USED** 3/3

FRONT OFFICE

**CAREER:** The veteran right-hander, who turned 33 in February, will be in his first season with Texas after signing a two-year free agent contract with Texas on 12/27/22...the deal includes a vesting player option for the 2025 season...Eovaldi (pronounced ee-VAHL-dee) was introduced at a press conference at Globe Life Field on 1/5/23...the Texas native is seeking a return to his 2021 form, when he was an All-Star with Boston and finished fourth in American League Cy Young Award voting...has spent the past 4+ years with the Red Sox, and has served as Boston's Opening Day starter in each of the last three seasons...his Red Sox stint included Eovaldi's historic postseason stretch during the team's 2018 World Series championship run, and he appeared in 3 of club's 5 games during that year's Fall Classic...since the start of 2019, Eovaldi has induced misses on 26.1% of swings by opposing batters, the 9th-best rate in the A.L. over that span (minimum 400.0 IP)...has averaged 96.1 mph on his fastball over the course of his career, the 4th-highest figure in MLB since 2011...leads all A.L. pitchers since the start of 2020 (minimum 300.0 IP) in both walks per 9 innings (1.64) and strikeouts per walk (5.65)...he has a career record of 67-68 with a 4.16 ERA over 240 games/221 starts with Los Angeles-NL (2011-12), Miami (2012-14), New York-AL (2015-16), Tampa Bay (2018), and Boston (2018-22)...Nathan joins Hall of Famer Nolan Ryan as the only graduates of Alvin (TX) High School to reach the Major Leagues.

IP) in SO/BB (8th, 5.15) and BB/9 (9th, 1.65)...posted a sub-4.00 ERA for the 3rd consecutive season (also 3.72 in 2020, 3.75 in 2021)...outside of outings on 5/17 vs. HOU (6 ER) and 7/22 vs. TOR (9 ER), produced a 2.74 ERA (32 ER/105.0 IP) in his other 18 starts...was slowed by a pair of Injured List stints 6/9-7/14 (low back inflammation) and 8/19-9/28 (right shoulder inflammation), which led to mechanical issues with his delivery.

**KING OF THE ROAD:** His 2.64 road ERA (17 ER/58.0 IP) finished as 9th-best in the American League (minimum 10 starts)...was 4-0 with a .229/.258/.395/.652 opp. slash line and 8 BB/62 SO in 10 G/GS and 58.0 IP in away tilts...of his 19 runs allowed on the road, 14 came via his 10 HR allowed in away games.

**DAY-BY-DAY:** Was 1-1, 3.15 (14 ER/40.0 IP) over 1st 7 GS thru 5/11 before game on 5/17 vs. HOU (1.2 IP, 9 R-6 ER) spiked season figure to 4.32...had 7.0 SHO IP in back-to-back starts, 4/25 at TOR and 4/30 at BAL, including 5.2 hitless frames to open start vs. the O's...was 3-0, 2.03 (7 ER/31.0 IP) in next 5 GS spanning 1st IL stint 5/22-7/15 to drop to 3.34, then took loss in Sox' 28-5 defeat on 7/22 vs. TOR (2.2 IP, 9 R-ER) to rise to 4.30...his 17.0 consecutive scoreless innings from 5/28-7/15 marked 2nd-longest streak of his career (19.0 IP in 2018)...posted a career-high 11 SO on 5/22 vs. SEA...would go 2-0, 2.91 (11 ER/34.0 IP) in final 6 GS beg. 7/27 to finish at 3.87.

**NOTES:** Made his 7th Opening Day roster, and became 12th Sox pitcher to start 3 consecutive Opening Day games for club (last 2 were Jon Lester, 2011-14; and Pedro Martinez, 1998-2004)...finished 2nd in the A.L. with 2 CG, the first such outings of his career...his 1st complete game (5/28 vs. BAL-G1) came in his 211th career start...according to STATS, no other pitcher in MLB history has made more starts prior to throwing his 1st career complete game.

**BEEN THERE, DONE THAT:** Nathan underwent 'Tommy John' surgery as a junior in high school on 5/27/07, and again on 8/19/16...he became the 32nd player to pitch in the majors after multiple Tommy John surgeries, and only the 12th to start a MLB game after the two procedures.

**POSTSEASON:** Has a 2-2 record and 3.14 ERA (15 ER/43.0 IP) with 8 BB/41 SO over 11 G/6 GS in his postseason career, all with Boston in 2018 and 2021...Sox went 5-1 in his postseason starting assignments, winning each of 1st 5 before loss in 2021 ALCS G6 at HOU...marks only time the Red Sox have won each of a pitcher's first 5 postseason starts for the club...ranks 15th in Sox history with 4 postseason wins...in 2018, won both starts (ALDS G3 at NYY; ALCS G3 at HOU) and made 4 relief appearances, posting 1.61 ERA (4 ER/22.1 IP) with 3 BB/16 SO...became the 4th pitcher to throw 6.0+ innings and allow 2 runs or fewer in each of his first 2 career postseason outings,

COACHES

PLAYERS

2022 REVIEW

OPPONENTS

RECORDS

DEVELOPMENT

MEDIA

## BEST SWING-AND-MISS RATES IN AMERICAN LEAGUE SINCE 2019 (MINIMUM 400.0 IP)

Swing/Miss Pct.	Pitcher	Team(s)
34.5	Gerrit Cole	HOU/NYY
32.7	Shane Bieber	CLE
31.8	Lucas Giolito	CWS
31.8	Robbie Ray	TOR/SEA
31.2	Justin Verlander	HOU
28.2	Frankie Montas	OAK/NYY
27.5	Lance Lynn	TEX/CWS
<b>26.1</b>	<b>Nathan Eovaldi</b>	<b>BOS</b>
26.0	Yusei Kikuchi	SEA/TOR

## HIGHEST AVERAGE FASTBALL VELOCITY IN MLB, 2011-22

Velo	Pitcher
97.1	Noah Syndergaard
96.8	Luis Castillo
96.4	Gerrit Cole
<b>96.1</b>	<b>Nathan Eovaldi</b>
96.0	Joe Kelly
95.9	Zack Wheeler
<b>95.6</b>	<b>Jacob deGrom</b>
95.3	James Paxton
95.3	Garrett Richards
<b>95.3</b>	<b>Jon Gray</b>

**2022:** In his final season with Boston, went 6-3 with a 3.87 ERA (47 ER/109.1 IP) over 20 G/GS in 2022, including a 4-0 record and 2.64 ERA in 10 road starts...made at least 20 starts for 7th time in his career...ranked among A.L. leaders (minimum 100.0

both for BOS...the others are Dutch Lonard (1915- 16), Babe Ruth (1916-18), and Jim Lonborg (1967)...in 2018 WS G3 at LAD, threw 97 pitches in relief during the Sox' 3-2, 18-inning loss (6.0 IP, 3 H, 2 R, 1 ER, 1 BB, 5 SO).

**2021:** In his finest full MLB season to date, finished 4th in AL Cy Young Award voting, earned his 1st All-Star Game selection, reached 10 years of MLB service, and was named Red Sox Pitcher of the Year by the Boston BBWAA Chapter...went 11-9, 3.75 in team-high 32 G/GS, setting a career best with 195 SO while posting 2nd-best single-season totals in wins, starts, and innings (182.1)...finished 15th in MVP voting, 1st time to receive votes for either CYA or MVP...led qualified pitchers in walk rate (4.6%) and BB/9.0 IP (1.73)...also led qualified AL pitchers with a career-best 2.79 FIP...pitched a scoreless 4th inning at the All-Star Game on 7/13 at COL, earning a hold (1.0 IP, 1 H) to help the AL record a 5-2 win...reached 10 years of MLB service on 9/6...**2020:** Led the Red Sox in wins (4), SO (52), and SO/BB ratio (7.43, 7th in MLB) in the abbreviated campaign...walked only 7 of his 199 batters faced (48.1 IP)...averaged a career-best 9.68 SO/9...gave up 8 runs on 8/15 at NYY, but in his other 8 starts he posted a 2.51 ERA (12 ER/43.0 IP) with 5 BB/49 SO...final 4 starts: 0.86 ERA (2 ER/21.0 IP) with 2 BB/25 SO...on 10-day IL, 8/26-9/11 (right calf strain)...**2019:** Missed 3 months on Injured List, 4/18-7/19, for right elbow surgery to remove a loose body performed on 4/23 by Dr. Christopher Ahmad at New York-Presbyterian Hospital...his 1st 11 app. after coming off IL were in relief, then final 8 G came as starter...his win on 9/22 at TB was his 1st as a starter since 9/24/18 vs. BAL...**2018:** Combined to go 6-7, 3.81 (47 ER/111.0 IP) with a 1.126 WHIP, 20 BB/101 SO in 22 G/21 GS for TB and BOS...marked his return to MLB after missing 2017 after 'Tommy John' surgery...among AL pitchers with 20+ starts, held the 4th-lowest BB/9 (1.62) and 5th-highest SO/BB (5.05)...led the majors with 4 starts in which he threw 6.0+ scoreless innings and allowed 2 hits or fewer...allowed 0 HR to his final 194 right-handed hitters faced, including the postseason...made his season debut on 5/30 at OAK, his 1st ML appearance since 8/10/16...made his final start with the Rays on 7/20 vs. MIA, then was acquired by BOS in 7/25 trade...between the 2 clubs, held a career-best 19.0-inning scoreless streak from 7/20-8/10...**2017:** Missed entire season as he recovered from his 2nd lifetime 'Tommy John' ligament replacement surgery on his right elbow, along with a right flexor tendon repair, performed by Dr. Christopher Ahmad at New York-Presbyterian Hospital on 8/19/16...**2016:** In 2nd season with NYY, went 6-6, 5.54 (56 ER/91.0 IP) in 16 starts thru 7/1 before being moved to bullpen...returned to rotation on 7/19, and was 2-2, 3.46 in 5 GS before season-ending injury...pitched 6.0 no-hit innings on 4/25 at TEX before leadoff single in 7th by Nomar Mazara...was 5-0, 3.25 in 6 G/GS in May, tied for A.L. lead in wins that month...exited start on 8/10 at BOS after 1.0 IP with right elbow discomfort and was on IL 8/11-end of season following season-ending surgery...**2015:** Went 14-3, 4.20 over 27 G/GS in 1st year with NYY, ranking 2nd in MLB with .824 win pct. (LAD's Zack Greinke - .864)...his career-high 14 wins were T8th in A.L...career-long and A.L. season-best 9-G win streak over 13 GS from 6/20-8/30...his 7.17 RS/9 figure was 2nd-best in MLB (min. 150 IP) to TOR's Drew Hutchison (7.90)...according to PITCHf/x, topped out at 102.4 mph...the only other pitcher to reach that velocity was CIN's Aroldis Chapman...was shut down for the season following start 9/5 vs. TB with right elbow inflammation...**2014:** In final season with Miami, established career highs in starts (33) and innings (199.2), while posting 2nd-highest SO total (142)...went just 6-14 as his 2.70 RS/9 was lowest run support in MLB (min. 20 GS)...

had 11 starts with no runs of support...allowed an N.L.-leading 223 hits...traded to NYY on 12/19/14...**2013:** Limited to 18 starts after missing start of season with right shoulder inflammation...season debut was 6/18 at ARI...recorded his first career RBI with a 1st-inning single on 7/12 vs. WAS...**2012:** Combined to go 4-13, 4.30 in 22 G/GS with LAD and MIA...had 2 stints with Dodgers before being sent to Marlins in Hanley Ramirez trade...**2011:** Saw 1st career ML action with 10 G/6 GS for Dodgers...selected to 40-man roster on 8/6 and made ML debut night of 8/6 at ARI (W, 5.0 IP, 4 H, 2 R-ER)...1st LAD pitcher to record a win and a hit in his ML debut since Doug Rau on 9/2/72 at ATL...started the season with Chattanooga and was named to the SL midseason and postseason All-Star teams...ranked by *Baseball America* as no. 3 prospect in the Dodgers system following the season...the publication also tabbed him as having the Best Fastball in the organization...**2010:** Started the season with Class-A Inland Empire and was named to the California League midseason All-Star Team...made 4 rehab starts with the AZL Dodgers and Rookie-level Ogden to end the season...**2009:** Made pro debut with Great Lakes (A).

**MOST WINS ABOVE REPLACEMENT, A.L. PITCHERS IN 2021 (FANGRAPH'S)**

WAR	Pitcher	Team
5.6	Nathan Eovaldi	BOS
5.3	Gerrit Cole	NYY
4.9	Carlos Rodon	CWS

**COMMUNITY:** Participated in Rangers Winter Caravan and Fan Fest over the offseason after signing with the club...served as the Red Sox' Jimmy Fund Captain for the 2nd straight season in 2022, spending time with Jimmy Fund patients and groups when they visited Fenway Park throughout the year...when inclement weather cancelled batting practice during the Jimmy Fund's teen visit on 8/26/22, Eovaldi gathered teammates outside the clubhouse to sign autographs, take photos, and spend time with the visitors...named the Red Sox nominee for the 2021 Roberto Clemente Award, a recognition given to a player who best represents the game of baseball through positive contributions on and off the field, including sportsmanship and community involvement...participated in a Zoom session with 10 children as part of an auction experience in 2021...in 2020, participated in the "Home Plate Project", an MLB initiative created to address childhood hunger due to the COVID-19 pandemic...has helped a group of players across all 30 MLB clubs raise nearly \$1 million to distribute food to children in need in partnership with the Garth Brooks' "Teammates for Kids Foundation" and "Big League Impact"...attended Red Sox Winter Weekend in January 2020, signing autographs, posing for pictures with fans, and taking part in a game show event...visited Walter Reed Medical Center in Washington, DC, in May 2019...in the summer of 2019, took part in a BoSox Luncheon and a Red Sox Kids Camp...during spring training in 2019, visited the Golisano Children's Hospital and attended a meet & greet with a Parkland Little League team...during his brief time with the Red Sox in 2018, took part in Picnic in the Park in August, an event that benefits the Red Sox Foundation...also met with Jimmy Fund patients at Fenway Park that September.

**PERSONAL:** Nathan Edward Eovaldi...he and his wife Bekah have a son, Jace, and a daughter, Adeline...graduated in 2008 from Alvin (TX) High School...underwent Tommy John surgery as a junior on 5/27/07, performed by Dr. David Lintner...recovered in time to pitch as a senior...grew up in Alvin, TX, the same hometown as Hall of Famer Nolan Ryan...both pitchers attended Alvin High School, but they did not meet until 2016, when the Yankees visited the Astros.

## CAREER RECORD

YEAR	CLUB	W-L	ERA	G	GS	CG	SHO	SV	IP	H	R	ER	HR	HB	BB-I	SO	WP	BK	AVG
2008	GCL Dodgers—1	0-1	1.13	6	0	0	0	1	8.0	6	1	1	0	0	3-0	9	2	0	.207
	Ogden	0-0	0.00	1	0	0	0	0	2.2	1	0	0	0	0	0-0	2	0	0	.125
2009	Great Lakes	3-5	3.27	26	16	0	0	1	96.1	95	48	35	2	6	41-0	71	5	1	.265
2010	Inland Empire	3-5	4.45	16	14	2	2	0	85.0	99	46	42	3	4	33-0	58	6	0	.214
	AZL Dodgers	0-1	4.32	3	3	0	0	0	8.1	6	4	4	0	1	4-0	10	1	0	.167
	Ogden	1-0	1.80	1	1	0	0	0	5.0	3	2	1	0	1	0-0	4	1	0	.302
2011	Chattanooga	6-5	2.62	20	19	0	0	0	103.0	76	41	30	3	2	46-2	99	6	0	.203
	Los Angeles-NL	1-2	3.63	10	6	0	0	0	34.2	28	14	14	2	2	20-0	23	0	0	.230
2012	Chattanooga	2-2	3.09	9	8	0	0	0	35.0	30	12	12	2	2	13-0	30	0	1	.244
	Los Angeles-NL	1-6	4.15	10	10	0	0	0	56.1	63	27	26	5	0	20-2	34	1	0	.289
	Miami—2	3-7	4.43	12	12	0	0	0	63.0	70	32	31	5	3	27-1	44	0	0	.279
2013	Jupiter	0-1	3.00	2	2	0	0	0	9.0	9	3	3	1	0	2-0	6	0	0	.265
	Jacksonville	1-0	5.40	3	3	0	0	0	11.2	13	7	7	0	0	4-0	9	0	0	.289
	Miami—3	4-6	3.39	18	18	0	0	0	106.1	100	44	40	7	1	40-3	78	3	0	.269
2014	Miami—4	6-14	4.37	33	33	0	0	0	199.2	*223	107	97	14	7	43-5	142	6	0	.282
2015	New York-AL	14-3	4.20	27	27	0	0	0	154.1	175	72	72	10	3	49-0	121	8	0	.285
2016	New York-AL—5	9-8	4.76	24	21	0	0	0	124.2	123	66	66	23	1	40-2	97	5	0	.255
2017	—6,7								INJURED - DID NOT PITCH										
2018	Charlotte	0-0	4.50	3	3	0	0	0	6.0	6	3	3	2	0	0-0	7	0	0	.250
	Durham	0-1	18.00	1	1	0	0	0	4.0	10	8	8	1	0	0-0	6	0	0	.455
	Tampa Bay—8	3-4	4.26	10	10	0	0	0	57.0	48	27	27	11	1	8-1	53	1	0	.225
	Boston—9, 10	3-3	3.33	12	11	0	0	0	54.0	57	28	20	3	2	12-0	48	3	0	.266
2019	Boston—11	2-1	5.99	23	12	0	0	0	67.2	72	46	45	16	3	35-0	70	6	0	.276
	Pawtucket	0-0	0.00	1	0	0	0	0	1.0	0	0	0	0	0	1-0	3	0	0	.000
2020	Boston—12	4-2	3.72	9	9	0	0	0	48.1	51	20	20	8	4	7-0	52	2	0	.273
2021	Boston	11-9	3.75	32	*32	0	0	0	182.1	182	81	76	15	7	35-2	195	6	0	.253
2022	Boston—13,14,15	6-3	3.87	20	20	2	#1	0	109.1	115	55	47	21	1	20-0	103	2	0	.244
	Worcester	0-0	7.50	2	2	0	0	0	6.0	8	5	5	2	1	2-0	8	0	0	.320
MAJOR TOTALS		67-68	4.16	240	221	2	1	0	1257.2	1307	619	581	140	35	356-16	1060	43	0	.266
MINOR TOTALS		16-21	3.57	94	72	2	2	2	381.0	362	180	151	16	17	149-2	322	21	2	.255

\* Led league # Tied for league lead

- 1- Selected by Los Angeles-NL in the 11th round of the 2008 June draft.
- 2- Acquired by Miami from Los Angeles-NL, along with RHP Scott McGough, in exchange for LHP Randy Choate and INF Hanley Ramirez on July 25, 2012.
- 3- On injured list, March 24-June 18, 2013, with mild right shoulder inflammation...included rehab assignments with Jupiter, May 25-30, 2013 and Jacksonville, June 4-13, 2022.
- 4- Acquired by New York-AL from Miami, along with RHP Domingo Germán and LHP Garrett Jones, in exchange for RHP David Phelps, INF Martín Prado and cash considerations on Dec. 9, 2014.
- 5- On injured list, Aug. 12, 2016—end of season, with right elbow surgery.
- 6- Signed by Tampa Bay as a free agent on Feb. 14, 2017.
- 7- On injured list, March 10, 2017—end of season, with recovery from right elbow surgery.
- 8- On injured list, March 28-May 30, 2018, with loose bodies in right elbow... included rehab assignments with Charlotte, May 4-18, 2018 and Durham, May 23, 2018.
- 9- Acquired by Boston from Tampa Bay in exchange for LHP Jalen Beeks on July 25, 2018.
- 10- Signed by Boston as a free agent on Dec. 6, 2018.
- 11- On injured list, April 18-July 20, 2019, with loose bodies in right elbow...included rehab assignments with Pawtucket, July 18, 2019.
- 12- On injured list, Aug. 26-Sept.12, 2020, with a strained right calf.
- 13- On injured list, June 9-July 15, 2022, with lower back inflammation...included rehab assignment with Worcester, July 10, 2022.
- 14- On injured list, Aug. 19-Sept. 29, 2022, with right shoulder inflammation...included rehab assignment with Worcester, Sept. 23, 2022.
- 15- Signed by Texas as a free agent on Dec. 27, 2022.

## POSTSEASON RECORD

SERIES	CLUB	W-L	ERA	G	GS	CG	SHO	SV	IP	H	R	ER	HR	HB	BB-I	SO	WP	BK	AVG
2018 ALDS	BOS vs NYY	1-0	1.29	1	1	0	0	0	7.0	5	1	1	0	0	0-0	5	0	0	.200
2018 ALCS	BOS vs HOU	1-0	2.45	2	1	0	0	0	7.1	7	2	2	0	0	2-0	5	0	0	.241
2018 WS	BOS vs LAD	0-1	1.13	3	0	0	0	0	8.0	3	2	1	1	0	1-0	6	0	0	.111
2021 ALWC	BOS vs NYY	1-0	1.69	1	1	0	0	0	5.1	4	1	1	1	0	0-0	8	0	0	.200
2021 ALDS	BOS vs TB	0-0	3.60	1	1	0	0	0	5.0	3	2	2	1	0	1-0	8	0	0	.158
2021 ALCS	BOS vs HOU	1-2	6.97	3	2	0	0	0	10.1	12	8	8	0	0	4-2	9	0	0	.279
LWC TOTALS		1-0	1.69	1	1	0	0	0	5.1	4	1	1	1	0	0-0	8	0	0	.200
LDS TOTALS		1-0	2.25	2	2	0	0	0	12.0	8	3	3	1	0	1-0	13	0	0	.182
LCS TOTALS		2-2	5.09	5	3	0	0	0	17.2	19	10	10	0	0	6-2	14	0	0	.264
WS TOTALS		0-1	1.13	3	0	0	0	0	8.0	3	2	1	1	0	1-0	6	0	0	.111
POSTSEASON TOTALS		4-3	3.14	11	6	0	0	0	43.0	34	16	15	3	0	8-2	41	0	0	.209

## ALL-STAR GAME RECORD

YEAR	LEAGUE/HOST	W-L	ERA	G	GS	CG	SHO	SV	IP	H	R	ER	HR	HB	BB-I	SO	WP	BK	AVG
2021	AL, Colorado	0-0	0.00	1	0	0	0	0	1.0	1	0	0	0	0	0-0	0	0	0	.333

## CAREER FIELDING

P	PCT	G	PO	A	E	TC	DP
Totals	.981	240	95	170	5	270	14

## CAREER HIGHS

**Innings:** 9.0, May, 28, 2022 vs. BAL  
**Strikeouts:** 11, May 22, 2022 vs. SEA  
**Walks:** 6, Aug. 8, 2012 at NYM  
**Winning Streak:** 9, June 20-Aug. 30, 2015  
**Losing Streak:** 8, Aug. 13-Sept. 27, 2014

# JUSTIN FOSCUE



INF #81

R BATS R THROWS  
6'0" HEIGHT 210 WEIGHT  
24 OPENING DAY AGE

BORN March 2, 1999 in Huntsville, AL  
RESIDES Nashville, TN  
ACQUIRED Selected in the 1st round (14th overall) of the 2020 June draft  
CONTRACT STATUS Signed through 2023  
SERVICE TIME 0.000 OPTIONS USED 0/3

NON-ROSTER INVITEE

FRONT OFFICE

COACHES

PLAYERS

2022 REVIEW

OPPONENTS

RECORDS

DEVELOPMENT

MEDIA

**CAREER:** Foscue, who turns 24 on March 2, will be in Texas' Major League camp for a 2nd straight spring...enters 2023 rated as the 4th-best second base prospect in baseball according to MLB Pipeline...completed his first full minor league season with Double-A Frisco in 2022, batting .288/.367/.483/.850 (115-400) with 15 HR and 81 RBI over career-high 101 G...the infielder owns a lifetime .283/.369/.522/.890 slash line, 32 HR, and 132 RBI over 163 G in the minors since making his pro debut in '21...has previously been ranked among the top prospects in the game by both Baseball Prospectus (no. 50 in '22) and Pipeline (no. 89 in '22)...selected by the Rangers with the 14th overall pick in the 2020 MLB Draft...the Alabama native played three seasons at Mississippi State University following a standout prep career at Virgil Grissom (Ala.) High School.

**2022:** Returned to Double-A Frisco this season, batting .288/.367/.483/.850 (115-400) with 15 home runs and 81 RBI over a career-high 101 games...ranked among Texas League leaders in doubles (T3rd, 31), RBI (6th), and OPS (10th), while his 14.3 strikeout pct. was 7th-lowest among league qualifiers...hit .340/.411/.610/1.021 (34-100) with 5 HR vs. LHP and .270/.353/.440/.793 (81-300) with 10 HR vs. RHP...majority of his starts came at second base (76), but also saw action at designated hitter (13) and third base (12)...endured pair of IL stints: 4/8-18 (back stiffness) and 5/31-6/7 (oblique tightness).

**2021:** Made his professional debut across three levels of the Texas farm system, producing a .275/.371/.590/.960 (63-229) slash line with 17 HR and 51 RBI while being limited to 62 games with Frisco, Hickory, and the ACL Rangers...dealt with rib contusion and oblique strain injuries...his .960 OPS ranked 3rd among Texas farmhands (min. 200 PA) behind Josh Jung (.990) and Yohel Pozo (.974)...named a Texas Organization All-

Star by MLB Pipeline... homered in 8 straight games (9 total HR) from 7/9-23...Foscue spent the majority of the season with Hickory until a promotion to Frisco on 8/11...earned distinction of "Best Strike-Zone Discipline" in the Texas organization according to *Baseball America*...played for Surprise of the Arizona Fall League after the season, slashing .257/.416/.529/.944 (18-70) with 5 HR, 14 RBI, 15 BB in 19 G...**2020:** Did not see official game action following his selection in the MLB Draft, as the minor league season was canceled due to the pandemic...was added to the Rangers' 60-man player pool on 8/20 and spent the remainder of the campaign at the club's Alternate Training Site... had a short stint in the Fall Developmental League, posting 3 hits (2 doubles)...was one of two Texas prospects in camp to post more walks (6) than strikeouts (4), along with Cody Freeman (11 BB/4 SO).

**PERSONAL/AMATEUR:** Justin Connor Foscue...married McKenzie Williams in Oct. 2022...Justin has a brother, Brian, and sister, Virginia...rated by *Baseball America* as the top college second baseman in the 2020 draft...played three seasons at Mississippi State University, posting a .297 batting average, 19 home runs, 96 RBI, and more walks (67) than strikeouts (57) over 141 games...made the switch from third base to second base prior to a breakout sophomore season in 2019 that saw him slash .331/.395/.564/.959 with 14 home runs and 60 RBI in 67 games, helping MSU reach the second round of the College World Series...was also the starting second baseman for the USA Baseball Collegiate National Team that year, a team that included Spencer Torkelson, Max Meyer, and Reid Detmers... was twice named Huntsville Player of the Year at Virgil Grissom (Ala.) High School, where he lettered four years in baseball and also played basketball.

## CAREER RECORD

YEAR	CLUB	AVG	G	AB	R	H	TB	2B	3B	HR	RBI	SH	SF	BB-I	SO	SB	CS	HP	GDP	OBP	SLG	
2020	—†																					
ALTERNATE TRAINING SITE																						
2021	Hickory	.296	33	125	34	37	92	11	1	14	35	0	1	16-0	39	1	1	8	0	.407	.736	
	ACL Rangers	.273	3	11	4	3	7	1	0	1	3	0	0	1-0	4	1	0	1	0	.385	.636	
	Frisco	.247	26	93	14	23	36	7	0	2	13	0	1	8-0	29	0	1	2	1	.317	.387	
2022	Frisco	.288	101	400	60	115	193	31	1	15	81	0	6	45-0	66	3	4	9	15	.367	.483	
<b>MINOR TOTALS</b>		<b>.283</b>	<b>163</b>	<b>629</b>	<b>112</b>	<b>178</b>	<b>328</b>	<b>50</b>	<b>2</b>	<b>32</b>	<b>132</b>	<b>0</b>	<b>8</b>	<b>70-0</b>	<b>138</b>	<b>5</b>	<b>6</b>	<b>20</b>	<b>16</b>	<b>.369</b>	<b>.522</b>	

\* Led league # Tied for league lead

1- Selected in the first round (14th overall) of the 2020 June draft...signed by Brian Morrison on June 19, 2020.



# CLINT FRAZIER

**R BATS**      **R THROWS**

**5'11"**      **210**

**HEIGHT**      **WEIGHT**

**28**

**OPENING DAY AGE**

**BORN** Sept. 6, 1994 in Decatur, GA

**RESIDES** Marietta, GA

**ACQUIRED** Signed as a minor league free agent on Jan. 27, 2023

**CONTRACT STATUS** Signed through 2023

**SERVICE TIME** 4.049    **OPTIONS USED** 2/3

**NON-ROSTER INVITEE**

FRONT OFFICE

COACHES

PLAYERS

2022 REVIEW

OPPONENTS

RECORDS

DEVELOPMENT

MEDIA

**CAREER:** The 28-year-old Frazier is in his first season with the Rangers after spending the 2013-16 seasons with the Cleveland organization, 2016-21 seasons with the Yankees, and last season with the Cubs...made his third consecutive Opening Day roster last year while with the Chicago Cubs (also, New York Yankees, 2020-21)...owns a career .238 average (177-for-744) with 44 2B, 5 3B, 29 HR, 98 RBI and a .756 OPS over 247 major league games...has appeared in 675 career minor league games, going 686-for-2,585 (.265) with 155 2B, 25 3B, 87 HR, 332 RBI, 65 SB and a .792 OPS...made his MLB debut with New York-A on July 1, 2017 at HOU, collecting two hits and his first career HR.

**2022:** Made Chicago's opening day roster and doubled in his first game as a Cub 4/7 vs. MIL...hit .216 (8-37) with 3 2B, one RBI and one SB in 19 games for the Cubs...missed time from 4/22-5/28 with appendicitis...was designated for assignment on 6/10 and spent the rest of the season with Triple-A Iowa...hit .250 (6-24) vs. LHP, compared to .154 (2-13) against RHP...reached base safely in 8 straight PA from 5/30-6/2 (3 1B, one 2B, 4 BB), the longest stretch by a Cub since Anthony Rizzo (also 8), 8/18-20, 2019 (source: Elias Sports Bureau)...in 66 games with Iowa, batted .190 (44-232) with 8 2B, 6 HR and 35 RBI.

**2021:** Was limited to 66 games with the Yankees in 2021, missing the final 82 games starting 7/2 with vertigo...hit .186 (34-183) with 9 2B, 5 HR and 15 RBI, while reaching safely in 43 of his 66 games...appeared in his first career Opening Day game 4/1 vs. Toronto, going 2-3 with a walk...reached base safely in 8 of his first 15 PA and recorded at least one hit in each of his first 4 games...8 of his first 15 hits were extra-base hits (4 doubles, 4 home runs)...walked in a career-high 6 straight games from April 21-26...earned his first career MLB "Play of the Week" award after his diving catch in the eighth inning on 4/25 in Cleveland...hit his second career walk-off home run, a two-run shot on 6/1 vs. Tampa Bay.

**2020:** Hit .267 (35-131) during the 60-game 2020 season with 6 2B, one 3B, 8 HR and 26 RBI over 39 games with New York-AL...was a finalist for the A.L. Gold Glove in right field, making just one error in 53 chances (.981 fielding percentage)...in his season debut on 8/12 vs. ATL, hit a game-tying solo homer in his first at-bat and collected his 7th career 3-hit game (3-for-4, 2B, HR, RBI)...drove in a career-high tying 5 runs on Aug. 15 vs. BOS, going 3-for-3 with a double and a home run...started 16 straight games in the cleanup spot from 8/30 (G2)-9/13, the longest such streak by a Yankee since Starlin Castro went 19 straight in May 2017...homered in consecutive games for the 4th time in his career on 9/15-16 vs. TOR...made his first career Postseason appearance, playing in four games across the Yankees' playoff run...collected his first career playoff hit, a solo home run in Game One of the ALDS at TB...became the 12th Yankee to homer in his first career postseason start.

**2019:** Set career marks with 14 2B, 12 HR, 38 RBI, 16 BB and 69 games played in 2019 for the Yankees...became the third Yankees outfielder since 1987 (also Melky Cabrera - 13 in 2009 and Bernie Williams - 12 in 1993) to reach double-digit HR in their age-24 season or younger...batted .362 (17-for-47) with 5 2B, 5 HR and 28 RBI with RISP...on 4/6 at BAL, hit a go-ahead, 3-run HR, his first major league home run since 7/28/17...set career-highs with 4 hits and 4 RBI and collected his first career multi-HR game on April 7 at BAL...missed 10 games from 4/25-5/6 with a left ankle sprain...played in one rehab game for Double-A Trenton, going 1-for-3 with a run, a walk and a stolen base...tallied his second career multi-HR game and set a career-high with 5 RBI on 5/21 at BAL...doubled in 4 straight games from 6/7-11, becoming the first Yankee to do so since Didi Gregorius from 3/30-4/3/18...hit .247 (61-247) with 20 2B, one 3B, 8 HR and 26 RBI in 61 games for Triple-A Scranton/Wilkes-Barre.

**2018:** Was limited to 15 games over four stints with the Yankees in 2018, hitting .265 (9-34) with 3 2B and one RBI...in 48 games with Scranton/Wilkes-Barre, hit .311 (59-190) with 14 2B, 3 3B, 10 HR and 21 RBI...had 2 stints on the injured list with a concussion, 3/26-5/2 and 7/16-end of the season...in 6 games during his first rehab stint with Single-A Tampa and Scranton/Wilkes-Barre, combined to go 5-23 (.217) with one 2B, two HR and 3 RBI...scored a run in each of his first 7 major league games of the season (5/19-6/21), tied for the 3rd-longest such streak to begin a season by a Yankee, trailing Babe Ruth (13 in 1931) and Derek Jeter (8 in 1999)...the 7-game scoring run was tied for the longest season-opening scoring streak in the majors since 2008 (also Shin-Soo Choo in 2013 and Marco Scutaro in 2009)...hit safely in a career-high 6 straight games with an at-bat to begin the season from 5/19-6/21...appeared in one rehab game with Single-A Tampa on 8/30 before being transferred to the 60-day injured list on 9/18 with post-concussion migraines.

**2017:** Made his major league debut in 2017 after having his contract selected by the Yankees on 7/1...in 39 games with New York-AL, hit .231 (31-134) with 9 2B, 4 3B, 4 HR and 17 RBI...collected 2 hits and his first Major League home run during his debut on 7/1 at HOU...became the 3rd Yankee in franchise history to have multiple extra-base hits in his debut and first to do so while homering (credit: Elias Sports Bureau)...his first 4 hits were a double, homer, triple and single, becoming the second Yankee to hit for the cycle in his first 4 career hits (also Johnny Allen in 1932) and the first major leaguer to do so since ATL's Tyler Pastornicky in 2012 (credit: Elias Sports Bureau)...6 of his first 7 hits went for extra-bases...was the fourth Yankee ever to hit 3-or-more homers in his first 7 major league games (also Jesús Montero, Shelly Duncan and Steve Whitaker)...tallied 11 extra-base hits in his first 16 games, becoming the second Yankee to accomplish the feat (also Joe DiMaggio - 13) credit: Elias Sports Bureau...joined DiMaggio (22), Gary Sanchez (19), Miguel Andújar



FRONT OFFICE

COACHES

PLAYERS

2022 REVIEW

OPONENTS

RECORDS

DEVELOPMENT

MEDIA

Miguel Andujar (18) and Shane Spencer (14) as the only Yankees to record 14 XBH through 25 career games...became the 5th Yankee in franchise history to record 16 RBI through his first 20 games, joining Hideki Matsui (20), Joe DiMaggio (17), George Selkirk (17) and Mickey Mantle (16) (credit: YES Network)...hit his first career walk-off home run, a 3-run shot during his 6th career game on 7/8 at ML...at 22 years and 305 days old, was the youngest Yankee ever with a walk-off home run when the team was trailing...missed 31 games from 8/9-9/11 with a left oblique strain...appeared in 4 rehab games with Trenton, going 2-17 (.118)...was on the Yankees' Wild Card roster, but did not play...played in 74 games with Scranton/Wilkes-Barre, going 70-273 (.256) with 19 2B, 12 HR and 42 RBI...**2016:** Combined to play in 119 games for Double-A Akron, Triple-A Columbus and Scranton/Wilkes-Barre, hitting .264 (122-463) with 27 2B, 5 3B, 16 HR and 55 RBI...appeared in the Futures Game during the MLB All-Star week in San Diego, going 2-for-3 with a double and an RBI as the cleanup hitter for Team USA...was named to the Eastern League mid-season All-Star Team after hitting .276 (94-341) with 25 2B, 13 HR and 48 RBI in 89 games for Akron...was promoted to Columbus on 7/25...was traded to the Yankees on 7/31 with RHP J.P. Feyereisen, RHP Ben Heller and LHP Justus Sheffield for LHP Andrew Miller...following the trade, hit .228 (23-101) with 2 2B, 3 HR and 7 RBI with Scranton/Wilkes-Barre...**2015:** Spent the season with Single-A Lynchburg...led the Carolina League in hits (143), doubles (36), extra-base hits (55) and total bases (233), while finishing among the league leaders in home runs (2nd, 16), RBI (3rd, 72), walks (3rd, 68), OPS (3rd,

.842), average (4th, .285), on-base percentage (4th, .377) and slugging percentage (4th, .465)...ranked among Cleveland's organizational leaders in runs (1st, 88), hits (2nd) and RBI (4th)...earned Carolina League Player of the Month honors in July after hitting .367 (37-102) with 7 2B, 3 HR and 17 RBI in 28 games...following the season, played for the Scottsdale Scorpions in the Arizona Fall League (.281, 3 HR, 8 RBI)...was named to the AFL Rising Stars Game and the AFL All-Prospect Team...**2014:** Played in 120 games for Single-A Lake County, hitting .266 (126-474) with 18 2B, 6 3B, 13 HR and 50 RBI...following the season, was ranked by *Baseball America* as the No. 3 prospect in the Cleveland organization...**2013:** Made his professional debut with the AZL Indians, batting .297 (51-172) with 11 2B, 5 3B, 5 HR and 28 RBI in 44 games...was named an Arizona League post-season All-Star...after the season, was named the No. 1 prospect in the Arizona League, the No. 2 prospect in the Cleveland organization and the No. 48 overall prospect by *Baseball America*.

**PERSONAL/AMATEUR:** Clint Jackson Frazier...was selected in the first round (5th overall) in the 2013 draft by Cleveland...was the first high school position player chosen in that year's draft...graduated from Loganville (Ga.) High School in 2013...was named the 2013 Gatorade National Baseball Player of the Year after hitting .485 with 17 home runs and 45 RBI as a senior...was committed to the University of Georgia before signing with Cleveland.

## CAREER RECORD

YEAR	CLUB	AVG	G	AB	R	H	TB	2B	3B	HR	RBI	SH	SF	BB-1	SO	SB	CS	HP	GDP	OBP	SLG
2013	AZL Indians—1	.297	44	172	32	51	87	11	5	5	28	0	4	17-0	61	3	2	3	1	.362	.506
2014	Lake County	.266	120	474	70	126	195	18	6	13	50	1	4	56-1	161	12	6	7	6	.349	.411
2015	Lynchburg	.285	133	501	88	143	*233	36	3	16	72	5	5	68-2	125	15	7	9	4	.377	.465
2016	Akron	.276	89	341	56	94	160	25	1	13	48	3	3	41-0	86	13	4	3	7	.356	.469
	Columbus	.238	5	21	2	5	7	0	1	0	0	0	0	0-0	6	0	0	0	0	.238	.333
	Scranton/W.B.	.228	25	101	17	23	40	2	3	7	0	0	0	7-0	30	0	0	0	1	.278	.396
2017	Scranton/W.B.	.256	74	273	46	70	129	19	2	12	42	0	7	37-2	69	9	2	3	4	.344	.443
	New York-AL—2.3	<b>.231</b>	<b>39</b>	<b>134</b>	<b>16</b>	<b>31</b>	<b>60</b>	<b>9</b>	<b>4</b>	<b>17</b>	<b>0</b>	<b>1</b>	<b>7-0</b>	<b>43</b>	<b>1</b>	<b>0</b>	<b>0</b>	<b>2</b>	<b>2</b>	<b>.268</b>	<b>.448</b>
2018	Tampa	.250	6	20	6	5	9	1	0	1	3	0	1	4-0	3	2	0	1	0	.385	.450
	Scranton/W.B.	.311	48	190	38	59	109	14	3	10	21	0	1	23-0	52	4	2	2	5	.389	.574
	New York-AL—4.5	<b>.265</b>	<b>15</b>	<b>34</b>	<b>9</b>	<b>9</b>	<b>12</b>	<b>3</b>	<b>0</b>	<b>0</b>	<b>1</b>	<b>0</b>	<b>0</b>	<b>5-0</b>	<b>13</b>	<b>0</b>	<b>0</b>	<b>2</b>	<b>3</b>	<b>.390</b>	<b>.353</b>
2019	Trenton	.333	1	3	1	1	1	0	0	0	0	0	0	1-0	0	1	0	0	0	.500	.333
	Scranton/W.B.	.247	61	247	35	61	107	20	1	8	26	0	1	17-0	56	1	2	4	5	.305	.433
	New York-AL—6	<b>.247</b>	<b>69</b>	<b>225</b>	<b>31</b>	<b>60</b>	<b>110</b>	<b>14</b>	<b>0</b>	<b>12</b>	<b>38</b>	<b>0</b>	<b>3</b>	<b>16-1</b>	<b>70</b>	<b>1</b>	<b>2</b>	<b>2</b>	<b>2</b>	<b>.317</b>	<b>.489</b>
2020	New York-AL	<b>.267</b>	<b>39</b>	<b>131</b>	<b>24</b>	<b>35</b>	<b>67</b>	<b>6</b>	<b>1</b>	<b>8</b>	<b>26</b>	<b>0</b>	<b>1</b>	<b>25-0</b>	<b>44</b>	<b>3</b>	<b>0</b>	<b>3</b>	<b>5</b>	<b>.394</b>	<b>.512</b>
2021	Tampa	.500	1	4	1	2	3	1	0	0	0	0	0	0-0	2	0	0	0	0	.500	.750
	Somerset	.333	2	6	0	2	2	0	0	0	0	0	0	1-0	1	0	0	0	0	.429	.333
	New York-AL—7	<b>.186</b>	<b>66</b>	<b>183</b>	<b>20</b>	<b>34</b>	<b>58</b>	<b>9</b>	<b>0</b>	<b>5</b>	<b>15</b>	<b>0</b>	<b>0</b>	<b>32-0</b>	<b>65</b>	<b>2</b>	<b>0</b>	<b>3</b>	<b>8</b>	<b>.317</b>	<b>.317</b>
2022	Iowa	.190	66	232	26	44	70	8	0	6	35	0	2	25-0	92	5	0	6	3	.283	.302
	Chicago-NL—8.9	<b>.216</b>	<b>19</b>	<b>37</b>	<b>4</b>	<b>8</b>	<b>11</b>	<b>3</b>	<b>0</b>	<b>0</b>	<b>1</b>	<b>0</b>	<b>0</b>	<b>7-0</b>	<b>11</b>	<b>1</b>	<b>0</b>	<b>1</b>	<b>1</b>	<b>.356</b>	<b>.297</b>
<b>MAJOR TOTALS</b>		<b>.238</b>	<b>247</b>	<b>744</b>	<b>104</b>	<b>177</b>	<b>318</b>	<b>44</b>	<b>5</b>	<b>29</b>	<b>98</b>	<b>0</b>	<b>5</b>	<b>92-1</b>	<b>246</b>	<b>8</b>	<b>2</b>	<b>11</b>	<b>21</b>	<b>.329</b>	<b>.427</b>
<b>MINOR TOTALS</b>		<b>.265</b>	<b>675</b>	<b>2585</b>	<b>418</b>	<b>686</b>	<b>1152</b>	<b>155</b>	<b>25</b>	<b>87</b>	<b>332</b>	<b>9</b>	<b>28</b>	<b>297-5</b>	<b>744</b>	<b>65</b>	<b>25</b>	<b>38</b>	<b>36</b>	<b>.346</b>	<b>.446</b>

\* Led league # Tied for league lead

- 1- Selected by Cleveland in the 1st round (fifth overall) of 2013 draft... signed by Brad Tyler.
- 2- Acquired by New York (A.L.), along with RHP J.P. Feyereisen, RHP Ben Heller and LHP Justus Sheffield for LHP Andrew Miller on July 31, 2016.
- 3- On injured list Aug. 9-Sept. 11, with a left oblique strain...included rehab assignment with Trenton, Sept. 6-11.
- 4- On injured list March 26-May 2 with a concussion...included rehab assignments with Tampa, April 26-May 1 and Scranton/Wilkes-Barre, May 1-2.
- 5- On injured list July 16-Nov. 1 with a concussion...included rehab assignment with Tampa Aug. 30-Sept. 3.
- 6- On injured list April 23-May 6 with a sprained left ankle...included rehab assignment with Trenton May 4-6.
- 7- On injured list July 1-Nov. 7 with vertigo...included rehab assignments with Tampa and Somerset Aug. 10-16.
- 8- Signed by Chicago-NL to a one-year major league contract on Dec. 1, 2021.
- 9- Signed by Texas as a minor league free agent on Jan. 27, 2023.



## POSTSEASON RECORD

SERIES	CLUB	AVG	G	AB	R	H	TB	2B	3B	HR	RBI	SH	SF	BB-I	SO	SB	CS	HP	GIDP	OBP	SLG
2020 ALWC	NY Yankees vs. Cleveland	.000	1	1	0	0	0	0	0	0	0	0	0	0-0	1	0	0	0	0	.000	.000
2020 ALDS	NY Yankees vs. Tampa Bay	.333	3	6	1	2	5	0	0	1	1	0	0	0-0	4	0	0	0	0	.333	.833
<b>WC TOTALS</b>		<b>.000</b>	<b>1</b>	<b>1</b>	<b>0</b>	<b>0</b>	<b>0</b>	<b>0</b>	<b>0</b>	<b>0</b>	<b>0</b>	<b>0</b>	<b>0</b>	<b>0-0</b>	<b>1</b>	<b>0</b>	<b>0</b>	<b>0</b>	<b>0</b>	<b>.000</b>	<b>.000</b>
<b>LDS TOTALS</b>		<b>.333</b>	<b>3</b>	<b>6</b>	<b>1</b>	<b>2</b>	<b>5</b>	<b>0</b>	<b>0</b>	<b>1</b>	<b>1</b>	<b>0</b>	<b>0</b>	<b>0-0</b>	<b>4</b>	<b>0</b>	<b>0</b>	<b>0</b>	<b>0</b>	<b>.333</b>	<b>.833</b>
<b>POSTSEASON TOTALS</b>		<b>.286</b>	<b>4</b>	<b>7</b>	<b>1</b>	<b>2</b>	<b>5</b>	<b>0</b>	<b>0</b>	<b>1</b>	<b>1</b>	<b>0</b>	<b>0</b>	<b>0-0</b>	<b>5</b>	<b>0</b>	<b>0</b>	<b>0</b>	<b>0</b>	<b>.286</b>	<b>.714</b>

## CAREER FIELDING

OF	PCT	G	PO	A	E	TC	DP
2017	.962	37	50	0	2	52	0
2018	1.000	10	15	0	0	15	0
2019	.963	53	71	6	3	80	1
2020	.984	34	62	1	1	64	0
2021	.988	63	82	1	1	84	0
2022	.929	7	12	1	1	14	0
<b>Totals</b>	<b>.974</b>	<b>204</b>	<b>292</b>	<b>9</b>	<b>8</b>	<b>309</b>	<b>1</b>

## CAREER HIGHS

**Hits: 4**, April 7, 2019 vs. BAL  
**Runs: 4**, Sept. 15, 2020 vs. TOR  
**Doubles: 2**, 2x, last June 19, 2021 vs. OAK  
**Triples: 1**, 5x, last Sept. 12, 2020 vs. BAL  
**Home Runs: 2**, 2x, last May 21, 2019 vs. BAL  
**RBI: 5**, 2x, last Aug. 15, 2020 vs. BOS  
**Walks: 2**, 14x, last June 2, 2022 vs. STL  
**Hitting Streak: 5**, 4x, last Sept. 29, 2019-Aug. 16, 2020

## MULTI-HR GAMES (2)

April 7, 2019 at BAL  
 May 21, 2019 at BAL

## GAME-ENDING HRS (2)

July 8, 2017 vs. MIL (Knebel)  
 June 1, 2021 vs. TB (Kittredge)

FRONT OFFICE

COACHES

PLAYERS

2022 REVIEW

OPPONENTS

RECORDS

DEVELOPMENT

MEDIA

# CODY FREEMAN



R BATS R THROWS  
5'10" HEIGHT 180 WEIGHT  
22 OPENING DAY AGE

BORN Jan. 5, 2001 in Pomona, CA  
RESIDES Rancho Cucamonga, CA  
ACQUIRED Selected in the 4th round of the 2019 June draft  
CONTRACT STATUS Signed through 2023  
SERVICE TIME 0.000 OPTIONS USED 0/3

NON-ROSTER INVITEE

FRONT OFFICE

COACHES

PLAYERS

2022 REVIEW

OPPONENTS

RECORDS

DEVELOPMENT

MEDIA

**CAREER:** The 22-year-old Freeman enters his 1st Major League Spring Training after setting career highs in HR (13), RBI (71), H (90), BB (40), and G (102) for High-A Hickory last season... earned South Atlantic League 'Player of the Week' for 5/2-8 after batting .429 (6-14) with 3 HR and 10 RBI over 4 G, incl. 2-HR, 6-RBI outing on 5/4 at Winston-Salem...the superb defensive catcher threw out 20 of 68 (29%) attempted base stealers in 2022...Combined for a .245/.351/.377/.728 (63-257) slash line with 6 HR and 36 RBI in 75 G with Down East (A) and the ACL Rangers (Rk.) in 2021, going error-free across 76 total chances as an infielder...appeared in the 2020 Fall Developmental League, where he produced a .303/.500/.364/.864 slash line with 2 doubles in 46 PA...has spent his entire pro career in the Texas organization since being selected in the 4th round of the 2019 MLB Draft...was originally committed to Baylor.

**2022:** Spent the entire campaign with Hickory (A+) where he batted .234 (90-385) and set career highs in home runs (13), RBI (team-best 71), hits (90), walks (40), and games played (102)...hit .429 (6-14) with 3 HR and 10 RBI over 4 G to earn South Atlantic League 'Player of the Week' honors for 5/2-8...served as the Crawdads' primary catcher (46 starts) and threw out 20 of 68 (29%) attempted base stealers...also saw significant action at third base (42 GS)...slashed .171/.359/.195/.554 with more walks (12) than strikeouts (8) in 14 G for the 2022 Arizona Fall League Champion Surprise Saguaros.

**2021:** Combined for a .245/.351/.377/.728 (63-257) slash line with 6 HR and 36 RBI in 75 G with Down East (A) and the ACL Rangers (Rk.)...saw a large uptick in his power numbers, posting 20 extra-base hits (6 HR, 2 3B, 12 2B) among 63 total hits...played primarily C (34 starts) and 3B (24 starts)...threw out 12 of 49 (24.5%) attempted base stealers...was on the Injured List from 7/21-8/20 and completed a rehab assignment with the ACL Rangers (8/13-19)...did not open spring training in Major League camp, but was added to the club's 75-man player pool on 3/21 and appeared in 4 Cactus League games near the end of camp...**2020:** Did not see official game action after minor league season was canceled due to pandemic...worked as both a catcher and infielder during stint in the Fall Developmental League, where he produced a .303/.500/.364/.864 slash line with 2 doubles in 46 PA...his 11 walks more than doubled his strikeout total of 4...**2019:** Had more walks (26) than strikeouts (23) in his 1st pro action with the AZL Rangers (Rk.)...saw time at second base (21 starts) and shortstop (13 starts)...batted .290 (27-93) in final 26 G following a 1-for-27 start over 1st 8 G.

**PERSONAL/AMATEUR:** Cody Nicholas Freeman...attended Etiwanda (Calif.) High School, where he batted .389 with a .516 OBP in 29 G as a senior...rated by *Baseball America* as the 12th-best prospect from Southern California entering the 2019 June draft...brother, Tyler, was the no. 71 overall pick by Cleveland in the 2017 June draft...he and his brother both appeared in a Cactus League game between the Rangers and Indians in Surprise during 2020 spring training, exchanging lineup cards at home plate before the contest...had committed to Baylor University.

## CAREER RECORD

YEAR	CLUB	AVG	G	AB	R	H	TB	2B	3B	HR	RBI	SH	SF	BB-I	SO	SB	CS	HP	GDP	OBP	SLG
2019	AZL Rangers—1	.233	34	120	25	28	34	4	1	0	10	0	1	26-0	23	8	3	4	5	.384	.283
2020 ALTERNATE TRAINING SITE																					
2021	Down East	.247	71	243	36	60	93	11	2	6	35	1	1	32-0	47	11	1	10	6	.357	.383
	ACL Rangers	.214	4	14	2	3	4	1	0	0	1	0	1	1-0	1	0	0	0	1	.250	.286
2022	Hickory	.234	102	385	51	90	141	10	1	13	71	0	5	40-0	70	8	5	6	8	.312	.366
MINOR TOTALS		.238	211	762	114	181	272	26	4	19	117	1	8	99-0	141	27	9	20	20	.338	.357

\* Led league # Tied for league lead

1- Selected by Texas in the 4th round of the 2019 June draft...signed by Steve Flores on June 14, 2019.



RHP #37

# KYLE FUNKHOUSER

R BATS R THROWS  
6'3" HEIGHT 230 WEIGHT  
29 OPENING DAY AGE

BORN March 16, 1994 in Palos Heights, IL  
RESIDES Charlestown, IN  
ACQUIRED Signed as a minor league free agent on Jan. 17, 2023  
CONTRACT STATUS Signed through 2023  
SERVICE TIME 2.133 OPTIONS USED 2/3

NON-ROSTER INVITEE

**CAREER:** The 28-year-old signed with Texas on 1/17 as a Non-Roster Invite to Spring Training...continues to rehab from right shoulder surgery in July 2022 and will miss the start of the 2023 season...holds a lifetime 8-5 record with a 4.20 ERA (40 ER/85.2 IP) across his 70 career Major League appearances (2 starts)...Texas marks his second organization after spending seven years in the Detroit organization...has pitched at the Major League level in parts of two seasons (2020-21) for Detroit, before being sidelined for the entirety of the 2022 campaign due to a right shoulder strain...in 2021, won a career-high 7 games, tying for 8th among American League relievers, also setting single-season career highs in games (57), innings (68.1) and strikeouts (63)...across his career, has limited RHB to a .241 clip, compared to the .259 marked he's permitted to LHB...has been at his best with RISP and 2 outs, yielding a career .159 opp. avg. in such situations...owns one career appearance at Globe Life Field, a 2.0-inning scoreless relief appearance on July 7, 2021 (BB, 2 K)...career-long outing came on June 13, 2021 vs. Chicago-AL in his first career Major League start (2.2 IP, 1 H, 0 R, BB, K)...earned first Major League win on September 6 at Minnesota (2.0 IP, H, R, ER, HR, BB, 2 K)...made Major League debut on July 27 vs. Kansas City; his first big league strikeout came against Adalberto Mondesi in the 4th inning...the Charlestown, IN native was selected in the 4th round of the 2016 MLB Draft out of the University of Louisville.

**2022:** Was placed on the 10-day Injured list on April 6 with a right shoulder strain before being transferred to the 60-day I.L. on April 23 and missing the entire season...underwent surgery in late July...was designated for assignment on November 15; cleared waivers and elected free agency on November 18.

**2021:** Was a key cog in Detroit's bullpen, appearing in 57 games, 3rd-most on the club...won a career-high 7 games, tying for 8th among A.L. relievers...made his first Major League start on June 13 vs. Chicago-AL, tossing 2.2 scoreless innings...did not permit an earned run in 12 of his first 15 outings, compiling a 2.25 ERA (5 ER/20.0 IP) and 16 strikeouts in that span...picked up his first win on June 22 vs. St. Louis, working 1.1 scoreless frames...threw 16.1 consecutive scoreless innings from June 20-July 22, the longest streak by a Detroit pitcher on the season...began the season by stranding 14 consecutive inherited runners, allowing his first inherited runner to score on July 28 at Minnesota...notched first Major League save on Sept. 19 at Tampa Bay, allowing a hit in a scoreless 9th inning...**2020:** Entered season tabbed as the 28th-best prospect in the Tigers

organization by *Baseball America*...made first career Opening Day roster and split season between big leagues and alternate training site in Toledo...made Major League debut on July 27 vs. Kansas City, tossing an inning of relief...fanned Adalberto Mondesi in 4th inning for first big league strikeout...picked up first Major League win on Sept. 6 at Minnesota, tossing 2.0 innings of relief (R, ER, HR, BB, 2 K)...**2019:** Spent majority of 2019 season with Triple-A Toledo, making 18 starts for the Mud Hens...pitched to a 3.13 ERA (8 ER/23.0 IP) and 23 strikeouts across five June starts...went 3-1 with a 1.90 ERA (5 ER/23.2 IP) over 4 starts for Double-A Erie, setting season highs across any level in strikeouts (July 30 at Binghamton - 10 K) and innings (July 24 at Altoona - 7.0 IP)...**2018:** Combined to make 19 starts between Double-A Erie and Triple-A Toledo...earned an Eastern League All-Star nod after striking out 94 batters in 95.0 innings in the season's first half...allowed 2-or-fewer earned runs in 6 consecutive starts from June 6-July 3, posting a 4-1 record with a 1.34 ERA (5 ER/33.2 IP) and 34 strikeouts over that stretch...missed time from July 24-Sept. 14 due to a right toe fracture...**2017:** Split the 2017 campaign between Single-A West Michigan and Single-A Lakeland...recorded season-high 10 strikeouts in his first start with Lakeland on May 21 vs. Clearwater...made 5 starts between West Michigan and Lakeland in May, compiling a 2-1 record with a 1.65 ERA (5 ER/27.1 IP) and 39 strikeouts...tossed a 7.0-inning shutout on June 14 at Clearwater, fanning 3...sidelined from June 15-Sept. 8 with a right elbow strain...**2016:** Made professional debut for Single-A Connecticut on June 27 at Aberdeen, scattering 2 hits and striking out 3 across 3.0 scoreless innings...posted an 0-1 record despite a 1.88 ERA (3 ER/14.1 IP) and 17 strikeouts over 5 August starts...finished first professional season with a mark of 0-2 and a 2.65 ERA (11 ER/37.1 IP), striking out 34 compared to just 8 free passes.

**PERSONAL/AMATEUR:** Kyle James Funkhouser...played collegiately at the University of Louisville...earned first team All-ACC honors in 2015 and was named a first team All-American by ABCA in 2014...tabbed as a Louisville Slugger freshman All-American in 2013...was a three-year letterwinner in baseball at Oak Forest High School (Oak Forest, IL) and earned 2012 Gatorade Player of the Year honors in Illinois...also played quarterback and wide receiver for the Oak Forest football team...son of Dennis and Laura Funkhouser...mother Laura played college volleyball at Indiana State...has two brothers, Matt and Joe...enjoys playing video games and listening to music in free time.

FRONT OFFICE

COACHES

PLAYERS

2022 REVIEW

OPPONENTS

RECORDS

DEVELOPMENT

MEDIA

# FUNKHOUSER CONTINUED

## CAREER RECORD

YEAR	CLUB	W-L	ERA	G	GS	CG	SHO	SV	IP	H	R	ER	HR	HB	BB-I	SO	WP	BK	AVG
2016	Connecticut—1	0-2	2.65	13	13	0	0	0	37.1	34	13	11	0	1	8-0	34	4	1	.246
2017	West Michigan	4-1	3.16	7	7	0	0	0	31.1	30	13	11	3	1	13-0	49	0	1	.230
	Lakeland	1-1	1.72	5	5	1	1	0	31.1	23	6	6	1	1	6-0	34	1	0	.205
2018	Erie	4-5	3.74	17	17	0	0	0	89.0	88	42	37	10	3	39-0	89	6	1	.266
	Toledo	0-2	6.23	2	2	0	0	0	8.2	8	6	6	0	0	10-0	7	0	0	.258
2019	Toledo	3-7	8.53	18	18	0	0	0	63.1	79	67	60	3	3	54-0	65	8	0	.304
	Lakeland	0-0	0.00	1	1	0	0	0	5.0	2	0	0	0	0	1-0	4	0	0	.118
	Erie	3-1	1.90	4	4	0	0	0	23.2	16	5	5	2	3	3-0	29	0	1	.195
2020	Detroit	1-1	7.27	13	0	0	0	0	17.1	22	14	14	3	0	11-0	12	1	0	.319
2021	Detroit	7-4	3.42	57	2	0	0	1	68.1	58	32	26	6	3	38-0	63	9	1	.229
2022	—2,3								INJURED - DID NOT PITCH										
MAJOR TOTALS		8-5	4.20	70	2	0	0	1	85.2	80	46	40	9	3	49-0	75	10	1	.248
MINOR TOTALS		15-19	4.23	67	67	1	1	0	289.2	280	152	136	19	12	134-0	311	19	4	.257

\* Led league # Tied for league lead

- 1- Selected by Detroit in the 4th round of the 2016 draft.
- 2- On injured list, April 6, 2022-end of season, with a strained right shoulder.
- 3- Signed by Texas to a minor league contract on January 17, 2023.

## CAREER FIELDING

P	PCT	G	PO	A	E	TC	DP
Totals	.938	70	7	8	1	16	0

## CAREER HIGHS

**Innings:** 2.2, June 13, 2021 vs. CWS  
**Strikeouts:** 4, May 31, 2021 vs. MIL  
**Walks:** 3, Aug. 14, 2020 vs. CLE  
**Winning Streak:** 5, Sept. 6, 2020–July 22, 2021  
**Losing Streak:** 2, Aug. 28–Sept. 6, 2021

## ALL-TIME RAINOUTS IN TEXAS (68)

YEAR	DATE	YEAR	DATE	TOTAL RAINOUTS BY MONTH IN ARLINGTON																
1972	0	1998	0	<table border="1"> <tr> <td>April</td> <td>22</td> </tr> <tr> <td>May</td> <td>19</td> </tr> <tr> <td>June</td> <td>11</td> </tr> <tr> <td>July</td> <td>2</td> </tr> <tr> <td>August</td> <td>1</td> </tr> <tr> <td>September</td> <td>12</td> </tr> <tr> <td>October</td> <td>1</td> </tr> <tr> <td>Total</td> <td>68</td> </tr> </table>	April	22	May	19	June	11	July	2	August	1	September	12	October	1	Total	68
April	22																			
May	19																			
June	11																			
July	2																			
August	1																			
September	12																			
October	1																			
Total	68																			
1973	4 (April 6, 8, 14, 15)	1999	1 (Sept. 5)																	
1974	5 (May 14; Sept. 17, 20, 24, 25)	2000	1 (May 19)																	
1975	3 (April 13; May 28; Sept. 15)	2001	1 (May 4)																	
1976	3 (April 17, 28; May 25)	2002	2 (April 7; June 30)																	
1977	3 (April 14, 15, 16)	2003	0																	
1978	1 (May 28)	2004	3 (April 30; June 8, 9)																	
1979	2 (May 3, 29)	2005	1 (May 28)																	
1980	3 (April 12; Sept. 30, Oct. 1)	2006	0																	
1981	2 (May 8; Aug. 17)	2007	2 (April 24; May 2)																	
1982	3 (May 11, 12; June 11)	2008	1 (April 9)																	
1983	1 (May 30)	2009	3 (April 29; June 10; Sept. 11)																	
1984	1 (Sept. 2)	2010	0																	
1985	1 (June 5)	2011	1 (May 11)																	
1986	1 (May 9)	2012	1 (Sept. 29)																	
1987	0	2013	1 (May 29)																	
1988	1 (May 20)	2014	0																	
1989	3 (May 16; June 13; July 2)	2015	0																	
1990	0	2016	1 (April 17)																	
1991	2 (June 2; Sept. 18)	2017	0																	
1992	2 (June 23; Sept. 10)	2018	0																	
1993	2 (June 9, 25)	2019	2 (April 13, July 1*)																	
1994	2 (April 6, 25)	2020**	0																	
1995	0	2021	0																	
1996	1 (April 5)	2022	0																	
1997	1 (April 3)																			

\*Non-weather related postponement

\*\*Globe Life Field (retractable roof) opens



OF #53

# ADOLIS GARCÍA

R BATS R THROWS  
6'11" HEIGHT 185 WEIGHT  
30 OPENING DAY AGE

BORN March 2, 1993 in Ciego de Avila, Cuba  
RESIDES Ruskin, FL  
ACQUIRED In a trade with St. Louis on Dec. 21, 2019  
CONTRACT STATUS Signed through 2023  
SERVICE TIME 2.095 OPTIONS USED 2/3

FRONT OFFICE

COACHES

PLAYERS

2022 REVIEW

OPPONENTS

RECORDS

DEVELOPMENT

MEDIA

**CAREER:** The 30-year-old García is entering his fourth year with the Rangers following a 2022 campaign that saw him set career highs in all 4 slash categories (.250/.300/.456/.756), hit 27 home runs, and record team and career bests in RBI (101) and stolen bases (25)...joined Alfonso Soriano in 2005 as just the 2nd player in Rangers history with 25+ HR, 30+ 2B, 100+ RBI, and 25+ SB in a season...García was named A.L. All-Star and *The Sporting News* A.L. Rookie of the Year in 2021 after setting club rookie records with 31 HR and 90 RBI...selected Rangers Player of the Year and Rookie of the Year for 2021, the first time in club history a player has won both awards in the same season...acquired from St. Louis in exchange for cash considerations on 12/21/19, García has batted .245 with 58 HR, 191 RBI, and 41 SB in 308 games spanning 3 seasons with Texas (2020-22)...the Cuban outfielder was originally signed by St. Louis in 2017 as a free agent outside the international signing pool following a brief stint with the Yomiuri Giants in Japan's Nippon Professional Baseball League...played for Ciego de Avila of the Cuban National Series, Cuba's top professional league, from 2011-16, winning back-to-back league titles in 2015-16 and earning the league's MVP award in 2016...pronounced ah-DOH-lees.

**25 TO LIFE:** García (27 HR/25 SB) joined teammate Marcus Semien (26 HR/25 SB) in producing the 7th and 8th 25+ HR/25+ SB seasons in club history, the 1st since Ian Kinsler in 2011 (32 HR/30 SB)...became just the 9th pair of teammates since at least 1922 to post 25+ HR/25+ SB seasons in the same year, 1st since CLE's Francisco Lindor (38 HR/25 SB) and José Ramírez (39 HR/34 SB) in 2018...García was just the 3rd player in Washington/Texas franchise history with 25+ HR, 25+ SB, 100+ RBI in a single season, joining Alfonso Soriano in 2005 (36/30/104) and Iván Rodríguez in 1999 (35/25/113)...joined Soriano in 2005 as just the 2nd player in Rangers history with 25+ HR, 30+ 2B, 100+ RBI, and 25+ SB in a season.

**GOIN' STREAKING:** Had career-best 25-game on-base streak (8/3-30), tied for Texas's longest in last 2 seasons (also Nathaniel Lowe in 2021)...also posted career-best 23-game hit streak from 8/3-27 (.316, 30-95), longest hit streak in A.L. in 2022 and 75th-longest in Rangers history...became just the 2nd player in Texas history with 20+ HR, 20+ SB, 20+ G hit streak in same season, along with Iván Rodríguez in 1999...had 9 straight games with a hit & run scored from 6/17-27/22, longest such streak for TEX since Ian Kinsler in 2008 (club-record 11 straight)...had extra-base hits in career-best 6 straight games from 9/10-14/22 (3 HR, 3B, 3 2B), tied for longest streak by a Ranger since start of 2016: Rougned Odor in 2016 and Robinson Chirinos in 2018.

**RUN PRODUCER:** Drove in the 4th-most RBI in the A.L. (101) in 2022, the first 100+ RBI season by a Ranger since Nomar Mazara in 2017 (101)...marked the most RBI by a right-handed Texas batter since Adrián Beltré in 2016 (104)...

slashed .314/.354/.571/.925 (49-156) with runners in scoring position...49 hits and 89 total bases w/ RISP were 2nd-most in the A.L. to only CLE's José Ramírez (52 H/100 TB)...50 RBI after the All-Star break were 3rd-most in A.L. to NYY's Aaron Judge (61) and Ramírez (51)...across the last 2 seasons (2021-22), García has batted .285/.317/.528/.844 (88-309) with 17 HR and 136 RBI w/ RISP, ranking among MLB leaders over that span (min. 300 PA w/ RISP) in TB (5th, 163), XBH (6th, 39), H (T7th), HR (T8th), and RBI (T10th)...his 11 HR in 'close and late' situations (STATS LLC) since the beg. of 2021 are T3rd in MLB, trailing only Aaron Judge (16) and Carlos Santana (12).

**ON THE DEFENSIVE:** Led Texas with 10 outfield assists in 2022, T2nd-most in A.L. behind only CLE's Myles Straw (12)...marked García's 2nd straight season with double-digit OF assists (16 in 2021), as his 26 total OF assists since the start of 2021 are 2nd-most in MLB over that span to only BOS' Hunter Renfroe (27)...recorded 4 defensive runs saved (DRS) in 2022 according to Baseball Info Solutions (BIS), T8th-most among A.L. outfielders...just 3 outfielders in MLB have tallied more DRS over the last 2 seasons (2021-22) than García's 20: KC's Michael A. Taylor (38), HOU's Kyle Tucker (24), and CLE's Straw (21).

**2022:** Slashed .250/.300/.456/.756 (151-605) with 27 home runs and career-high 101 RBI...recorded career-high 66 extra-base hits (27 HR, 5 3B, 34 2B), 10th-most in A.L. and most by a Texas batter since Elvis Andrus in 2017 (68)...most XBH by a TEX outfielder since Josh Hamilton in 2012 (76)...totaled career high and team-leading (tied-Semien) 25 stolen bases, T5th-most in the A.L. behind BAL's Jorge Mateo (35) and Cedric Mullins Jr. (34), TB's Randy Arozarena (32), and KC's Bobby Witt Jr. (30)...went 25-for-31 (80.6%) in steal attempts, the 2nd-highest SB pct. in the A.L. (min. 30 attempts) to KC's Witt Jr. (81.1%, 30-37) and highest by a Ranger since Elvis Andrus in 2013 (84.0%, 42-50)...also established career highs in both FanGraphs (3.8) and baseball-reference (3.6) WAR, finishing with the 3rd-highest total among Rangers batters in both figures to Corey Seager (4.5 fWAR/4.1 rWAR) and Marcus Semien (4.2 fWAR/5.7 rWAR)...was a unanimous selection as Rangers June Player of the Month: .314/.348/.581/.929 (33-105), 7 HR, 18 RBI in 26 games...led team in hits (33), runs (19), HR (tied-7), and RBI (18) for the month...ranked among A.L. June leaders in hits (T6th, 33), runs (T7th, 19), HR (T9th, 7)...marked his 2nd time to win the team's monthly award (also May 2021)...career-long 453-ft. HR on 8/22 at MIN (Statcast)...2nd career walk-off HR on 6/26 vs. WAS (also 5/21/21 vs. HOU)...4th career multi-HR game on 5/15 vs. BOS, one of 2 games with 5 RBI (also 8/6 vs. CWS)...career-high 4 hits on 7/24 at OAK...appeared in 156 of club's 162 games, making starts in RF (team-high 93), CF (57), and DH (21)...diving catch on 4/21 at SEA was named MLB's Electric Play of the Week.

**ALL-STAR ADOLIS:** García was selected to the 2021 A.L. All-Star team, going 1-for-2 with a double as a reserve in game on 7/13/21 at Coors Field in Denver...finished 3rd in the player voting among A.L. outfielders to earn a reserve spot, becoming 5th Texas rookie to receive an All-Star selection...the others: C Jim Sundberg in 1974, RHP Jeff Zimmerman in 1999, RHP Neftali Feliz in 2010, and RHP Yu Darvish in 2012...joined OF Joey Gallo and RHP Kyle Gibson in representing the Rangers at the ASG, marking just the 2nd time for the Rangers to have two outfielders selected to an All-Star Team (also 2009 – Josh Hamilton/Nelson Cruz).

**DANDY DEBUT:** Selected Rangers Player of the Year and Rookie of the Year for 2021, the first time in club history a player has won both awards in the same season...selected as winner of 2021 *The Sporting News* American League Rookie of the Year Award in an announcement on 10/28/21...became just the third Texas Ranger to win A.L. Rookie of the Year honors from *The Sporting News*, which has been presenting it annually since 1946, joining a pair of first basemen, Mike Hargrove in 1974 and Pat Putnam in 1979...finished fourth in 2021 BBWAA American League Rookie of the Year voting...led Rangers with 31 home runs and 90 RBI, just the 2nd rookie in Texas history to lead the club (including ties) in both categories (also Dave Hostetter in 1982, credit Elias Sports Bureau)...was just the 7th player (8th instance) in Rangers history with at least 30 HR/90 RBI/15 SB in a season, 1st since Alfonso Soriano in 2005 (30/104/30)...set team rookie records for home runs, RBI, total bases (264), and game-winning RBI (14), also compiling two totals across club rookie history in STATS Inc. WAR (2nd, 3.9), extra-base hits (2nd, 59), and go-ahead RBI (23)...led MLB rookies in RBI, TB, and XBH, finishing 2nd in HR to BAL's Ryan Mountcastle (33)...led A.L. rookie position players in STATS Inc. WAR...became just the 14th rookie in American League history to hit 30+ HR with 90+ RBI in a season, the 3rd to do so this century: CWS' Jose Abreu (2014) and NYY's Aaron Judge (2017)...García also became the 8th rookie in MLB history with at least 30 HR, 80 RBI, and 10 stolen bases in a season, and was the first of those 8 rookies to reach those minimums and not be selected as his league's rookie of the year by the BBWAA.

**2021:** Compiled a .243/.286/.454/.741 slash line with 31 HR and 90 RBI over 149 G for Texas in his first full Major League season...led the Rangers in HR, RBI, 2B (26), R (77), TB (264)...began the season at the Alternate Training Site and was on the taxi squad for the club's first 2 road trips before his contract was selected on 4/13 when 1B/OF Ronald Guzmán suffered a right knee injury...appeared in 149 of the team's final 152 G from 4/13-end of season, incl. 89 straight from 4/13-7/24 and 126 of 127 team games from 4/13-9/6...batted .270/.312/.527/.840 with 22 HR and 62 RBI over 80 G in the season's 1st 'half' leading up to his 1st career All-Star Game before batting .211/.256/.370/.627 with 9 HR and 28 RBI over 69 G in the 2nd 'half'...selected American League Rookie of the Month for May, when he produced a slash line of .312/.348/.633/.981 (34-109) over 28 games with an MLB-leading 11 home runs...became the first Texas player to win league's monthly rookie honors since Nomar Mazara in May 2016...named A.L. Player of the Week for 4/19-25 after batting .333 (8-24) with 4 HR and 9 RBI over 6 G, joining Oddibe McDowell (7/22-28/85) as the only Texas rookies to ever win the A.L.'s Weekly honor...team-high 194 strikeouts were 3rd-most in MLB...made 147 starts in CF (76), RF (50), DH (13), and LF (8)...set a Texas rookie record for game-winning RBI (14) and posted the 2nd-most go-ahead RBI (23) in club rookie history to only Pete Incaviglia (24 in 1986)...his 4 go-

ahead HR in the 9th-or-later in 2021 were the most by any rookie in a season in MLB history (STATS), including 3 game-winning HR in extra innings (4/15 at TB, 5/4 at MIN, 5/21 vs. HOU)...recorded 16 stolen bases, 4th among MLB rookies in 2021 and most by a Texas rookie since 2015 (25-Delino DeShields) and 2nd-most among Rangers for the year (20-Kiner-Falefa)...he was the only MLB player in 2021 with multiple steals of home (5/17 vs. NYY, 9/24 at BAL)...just 2nd player (3rd instance) in TEX history with multiple steals of home in a season (Elvis Andrus: 3 in 2019, 2 in 2011)...finished with 16 outfield assists, tied with BOS' Hunter Renfroe for most of any MLB outfielder...most OF assists for an MLB rookie since MIN's Eddie Rosario (16) in 2015, matching the highest total for a rookie since FLA's Mark Kotsay (20) in 1998...the 16 OF assists set a Texas rookie record, 4th-most overall in Rangers history: 19--Mickey Rivers, 1980; 18--Juan Beniquez, 1976; 17--Ruben Sierra, 1987...was designated for assignment just before spring training on 2/10 when the club formally signed RHP Mike Foltyniewicz, cleared outright waivers, and invited to Major League camp as a non-roster invitee...**2020:** Appeared in 3 games (2 starts) during lone stint with Texas from 7/28-8/9, going 0-for-6 with 4 strikeouts at the plate...became the 1st Cuban-born player to appear for the Rangers since OF Leonys Martín (2011-15)...saw action in 15 Cactus League contests prior to the COVID-19 shutdown in March, slashing .304/.320/.696/1.016 (7-23) with 3 home runs and 7 RBI...was added to Texas' 60-man Club Player Pool on 6/28 and participated in Summer Camp workouts and scrimmages...connected for 4 HR during intrasquads, 2nd-most in camp (5-Rougheed Odor)...assigned to Alternate Training Site on 7/23, one day before Opening Day, where he spent almost the entirety of the regular season...**2019:** Spent his 3rd U.S. season at Triple-A Memphis in the STL system, batting .253/.301/.517/.818 with 32 HR, 96 RBI, and 96 R over 132 G...ranked among Pacific Coast League leaders in HR (8th), R (8th), and RBI (10th)...had 4 multi-HR games, incl. 3 in a span of 5 G from 7/15-21: 7/15 at Round Rock, 7/19 at Omaha, 7/21 at Omaha, and 8/25 vs. Omaha...put up season-best 8 RBI in the 7/21 game, including a grand slam...played 17 games for Gigantes in the Dominican Winter League over the offseason...was designated for assignment by the Cardinals on 12/18 and acquired by Texas in a 12/21 trade in exchange for cash considerations...**2018:** Contract was purchased by STL from Memphis on 8/6 and had 2 contracts with Cardinals (8/6-13 and 8/29-end of season), batting .118 (2-17) with a double and RBI in 21 G/2 GS...made one start each in CF (8/8 at MIA in ML debut) and RF (8/11 at KC)...1st ML hit on 8/10 at KC, an 8th-inning single off Jason Adam...spent balance of season with Memphis, where he ranked among PCL leaders in HR (T10th, 22) and OF assists (2nd, 14)...on 7/26 at Salt Lake, went 3-for-4 with 3 HR and 8 RBI, including GS in the 6th...14-G hit streak, 7/20-8/4 (.419, 26-62, 9 HR, 23 RBI)...named Minor League Baseball and Cardinals Minor League Player of the Month for July...named PCL Player of the Week, 7/23-7/29...rated as having Cardinals' "Best Outfield Arm" and "Best Athlete" by *Baseball America's* Best Toss survey...**2017:** Signed by STL as minors free agent on 2/24/17 and was invited to Major League camp...combined to bat .290/.340/.476/.817 with 15 HR, 34 2B, 65 RBI in 124 G with Springfield (AA) and Memphis in his 1st U.S. season...named a Texas League midseason All-Star...his 34 doubles led all STL minor leaguers...played 10 G in PCL playoffs: .359 (14- 39), 5 2B, 3 HR, 6 RBI, 8 R...in Game 2 of PCL championship series on 9/14 vs. El Paso, hit 2-out 2-R walk-off HR in 11th inning (off Eric Yardley) to give Redbirds a 2-0 series lead...rated as the "Best Outfield Arm" in the Cardinals organization by Baseball America...attended MLB's Rookie



# A. GARCÍA CONTINUED

Career Development Program after the season...**2016:** Won 2nd straight Cuban National Series title with Ciego de Avila, winning the league's MVP award...played for the Cuban National team in an exhibition against the Tampa Bay Rays at Estadio Latinoamericano in Havana, Cuba...started in RF and went 2-for-4 in the game...signed a contract with Yomiuri of Japan's NPB, appearing in 32 total games between the team's Eastern (28 G) and Central League (4 G) clubs...**2015:** Led Ciego de Avila to a Serie Nacional Championship...led the Serie Nacional league with 71 RBI...played in the Friendship Series in North Carolina vs. the Team USA Collegiate team...rated as the no. 20 player in Cuba by *Baseball America* in 2015...played outfield and helped Cuba win a bronze medal during the 2015 Pan American Games, batting .211 (8-38) with 3 HR, 6 RBI and 6 R in the tournament...hit a walk-off home run in the bronze medal game vs. Puerto Rico.

**COMMUNITY:** Co-hosted the 2021 Texas Rangers Equipment Drive, presented by Academy Sports + Outdoors, Bally Sports Southwest, and the Texas Rangers Baseball Foundation...the event raises money and provides baseball and softball equipment donations to athletes at the Texas Rangers Youth Academy.

**BACKGROUND/PERSONAL:** Jose Adolis García...he and his wife, Yasmarys, have a son, Chris Jason (6/6/17)...has an older brother, Adonis, who played infield for the Atlanta Braves (2015-17)...nickname is "El Bombi"...is close friends with Rays outfielder Randy Arozarena...the pair, who finished first (Arozarena) and fourth (García) in the 2021 BBWAA Rookie of the Year voting, both grew up in Cuba and were roommates during Cardinals spring training in 2017...after winning the award, Arozarena credited García for his support during their respective careers and publicly "shared" the honor with him.

## CAREER RECORD

YEAR	CLUB	AVG	G	AB	R	H	TB	2B	3B	HR	RBI	SH	SF	BB-I	SO	SB	CS	HP	GDP	OBP	SLG
2011	Ciego de Avila	.216	27	37	3	8	12	1	0	1	3	1	0	1-0	9	0	0	0	1	.216	.324
2012	Ciego de Avila	.231	29	13	10	3	3	0	0	0	1	0	0	0-0	4	0	0	1	0	.286	.231
2013	Ciego de Avila	.281	40	128	17	36	50	5	3	1	11	7	0	7-0	28	3	2	2	1	.333	.391
2014	Ciego de Avila	.322	85	342	62	110	166	14	3	12	53	6	4	6-4	67	11	14	6	5	.366	.485
2015	Ciego de Avila	.319	81	323	62	103	169	20	2	14	71	0	6	0-6	59	11	6	13	6	.399	.523
2016	Yomiuri—1	.000	4	7	0	0	0	0	0	0	0	0	0	0-0	3	0	0	0	0	.000	.000
2017	Springfield—2	.285	84	309	43	88	147	23	0	12	55	0	5	0-5	77	12	8	2	6	.339	.476
	Memphis	.301	40	136	21	41	65	11	2	3	10	1	1	1-1	31	3	1	2	6	.342	.478
2018	Memphis	.256	112	406	62	104	203	25	4	22	71	1	5	1-5	99	10	3	2	5	.281	.500
	St. Louis	.118	21	17	3	2	3	1	0	0	0	0	0	0-0	7	0	0	0	0	.118	.176
2019	Memphis—3	.253	132	491	96	124	254	22	6	32	96	1	2	1-2	159	14	10	13	5	.301	.517
2020	Texas	.000	3	6	0	0	0	0	0	0	0	0	0	1-0	4	0	0	0	0	.143	.000
2021	Texas	.243	149	581	77	141	264	26	2	31	90	0	4	32-0	194	16	5	5	15	.286	.454
2022	Texas	.250	156	605	88	151	276	34	5	27	101	0	6	40-2	183	25	6	6	9	.300	.456
<b>MAJOR TOTALS</b>		.243	329	1209	168	294	543	61	7	58	192	0	10	73-2	388	41	11	11	24	.290	.449
<b>MINOR TOTALS</b>		.246	368	1342	222	357	669	81	12	69	232	3	13	69-2	366	39	22	19	22	.308	.499
<b>CUBA TOTALS</b>		.308	262	843	154	260	400	40	8	28	139	14	10	14-10	167	25	22	22	13	.367	.474
<b>JAPAN TOTALS</b>		.000	4	7	0	0	0	0	0	0	0	0	0	0-0	3	0	0	0	0	.000	.000

\* Led league # Tied for league lead

- 1- Signed with the Yomiuri Giants of NPB on April 20, 2016.
- 2- Signed by St. Louis as a minor league free agent on Feb. 24, 2017.
- 3- Acquired by Texas from St. Louis for cash considerations on Dec. 21, 2019.

## ALL-STAR GAME RECORD

YEAR	LEAGUE/HOST	AVG	G	AB	R	H	TB	2B	3B	HR	RBI	SH	SF	BB-I	SO	SB	CS	HP	GDP	OBP	SLG
2021	AL, Colorado	.500	1	2	0	1	2	1	0	0	0	0	0	0-0	1	0	0	0	0	.500	1.000

## CAREER FIELDING

OF	PCT	G	PO	A	E	TC	DP
2018	.800	11	4	0	1	5	0
2020	1.000	3	8	0	0	8	0
2021	.988	134	325	16	4	345	3
2022	.982	134	269	10	5	284	1
<b>Totals</b>	<b>.984</b>	<b>282</b>	<b>606</b>	<b>26</b>	<b>10</b>	<b>642</b>	<b>4</b>

## CAREER HIGHS

**Hits:** 4, July 24, 2022 at OAK  
**Runs:** 3, 3x, last July 24, 2022 at OAK  
**Doubles:** 2, 4x, July 26, 2022 at BOS  
**Triples:** 1, 7x, last Sept. 14, 2022 vs. OAK  
**Home Runs:** 2, 4x, last May 15, 2022 vs. BOS  
**RBI:** 5, 5x, last Aug. 6, 2022 vs. CWS  
**Walks:** 3, Aug. 31, 2021 vs. COL  
**Hitting Streak:** 23, Aug. 3-27, 2022

## MULTI-HR GAMES (4)

April 23, 2021 at CWS  
 May 22, 2021 vs. HOU  
 June 23, 2021 vs. OAK  
 May 15, 2022 vs. BOS

## GAME-ENDING HRS (2)

May 21, 2021 vs. HOU (Abreu)  
 June 25, 2022 vs. WAS (Finnegan)

## GRAND SLAMS (1)

Aug. 29, 2021 vs. HOU (Abreu)

FRONT OFFICE

COACHES

PLAYERS

2022 REVIEW


OPPONENTS

RECORDS

DEVELOPMENT

MEDIA

# DAVID GARCÍA



C #75

**S** BATS  
**R** THROWS  
**5'11"** HEIGHT  
**200** WEIGHT  
**23** OPENING DAY AGE

**BORN** Feb. 6, 2000 in Caracas, Venezuela  
**RESIDES** Valencia, Venezuela  
**ACQUIRED** Signed as a non-drafted free agent on July 2, 2016  
**CONTRACT STATUS** Signed through 2023  
**SERVICE TIME** 0.000 **OPTIONS USED** 1/3

NON-ROSTER INVITEE

FRONT OFFICE

COACHES

PLAYERS

2022 REVIEW

OPPONENTS

RECORDS

DEVELOPMENT

MEDIA

**CAREER:** García enters his 7th professional season with Texas at 23 years of age...played in 66 G in Double-A Frisco last season, batting .228/.295/.346/.641 while adding 5 HR and 36 RBI...finished the campaign going 10-for-35 (.286) with 10 RBI in the month of September...made his full season debut with High-A Hickory in 2021, setting career highs in hits (77), HR (5-tied), and RBI (40)...was named a Northwest League mid-season and post-season All-Star for Short-A Spokane following a breakout offensive campaign in 2019 that saw him slash .277/.351/.435/.786 with 5 HR and 29 RBI...has thrown out 111 of 344 (32.3%) attempted base stealers over 5 seasons in the minors...the Venezuela native was originally signed by Texas as a non-drafted free agent on 7/2/16.

**2022:** Slashed .228/.295/.346/.641 to go along with 5 HR and 39 RBI across his stints with Frisco (AA) and the ACL Rangers (Rk)...posted his 2nd career multi-HR game on 5/19 against Corpus Christi, going 2-for-3 with 2 HR and 3 RBI...served a short rehab stint after being placed on the 7-day IL with the ACL Rangers from 6/16-20 where he appeared in 4 G...ended the season strong in September, finishing 10-35 (.286) with a 1 HR and 10 RBI...homed in Game 2 of the Texas League Championship Series to lift the 'Riders to a 7-5 win over Wichita.

**2021:** Batted .256/.299/.349/.647 (77-301) with 5 HR and 40 RBI over 83 G for Hickory in his full season debut...hit .251 (53-211) with 3 HR as a LHB and .267 (24-90) with 2 HR as a RHB...struggled in his first 46 G, hitting .207 (34-164), but, finished season slashing .314/.347/.438/.785 (43-137) over his final 37 G to close the year (beg. 7/16)...made career-high 70 starts at catcher, logging High-A East-leading 594.2 innings behind the plate...threw out 27 of 77 (35.1%) att. base stealers, T2nd-most CS among catchers on circuit...was added to Ragers' 40-man roster in November 2020...**2020:** Did not see

official game action after minor league season was canceled due to pandemic...was not invited to the Rangers' Alternate Training Site or Summer Camp workouts in Arlington, but did slash .245/.288/.265/.554 over 52 PA in Fall Developmental League at the end of the year...recorded one extra-base hit, a double, while walking 3 times against 11 strikeouts...notched pinch-hit single on 3/3 at SF in lone Spring Training 'A' game at-bat before the COVID-19 shutdown...rated Texas' no. 24 prospect by *Baseball America*...**2019:** Named to Northwest League mid- and post-season All-Star teams in his 1st stint with Spokane after entering the season as Texas' 24th-best prospect according to *Baseball America*...tallied career bests in most offensive categories including HR (5), RBI (29), H (51), 2B (14), and R (33)...switch-hitter batted .297 (43-145) with all 5 HR as a LHB, .205 (8-39) as RHB...connected for pair of solo HR on 7/19 vs. Vancouver, 1st multi-HR game of his career...threw out 19 of 40 (32%) attempted base stealers, 8rd-most CS among NWL catchers...rated as the 12th-best prospect in the NWL by BA...**2018:** Made 31 starts behind the plate with the AZL Rangers in his stateside debut...threw out 17 of 53 (32%) attempted base stealers...batted .292 (28-96) vs. RHP against .174 (4-23) vs. LHP...registered a .426/.491/.617/1.108 (20-47) slash line over final 14 G beg. 8/3, the highest average in the AZL (min. 40 AB) during that span...recorded career-high 5 hits in 5-for-5 effort on 8/10 at AZL Brewers...**2017:** Made pro debut with DSL Rangers 2...batted .278/.387/.309/.696 over final 32 games...tapped the 16th-best prospect in the Texas farm system by *Baseball America* following the season.

**PERSONAL/AMATEUR:** Cody David Alejandro García...did not start catching until 6 months before signing 1st pro contract...rated as the 18th-best prospect in the 2016 international class by MLB.com...signed by Rafic Saab and Jhonny Gomez.

## CAREER RECORD

YEAR	CLUB	AVG	G	AB	R	H	TB	2B	3B	HR	RBI	SH	SF	BB-1	SO	SB	CS	HP	GIDP	OBP	SLG	
2017	DSL Rangers2-1	.215	58	186	27	40	52	7	1	1	26	1	4	25-1	49	1	0	6	5	.321	.280	
2018	AZL Rangers	.269	34	119	10	32	43	8	0	1	20	1	0	9-0	26	0	1	0	4	.320	.361	
2019	Spokane	.277	48	184	33	51	80	14	0	5	29	0	2	21-2	42	1	1	1	4	.351	.435	
2020		DID NOT PLAY																				
2021	Hickory—2	.256	83	301	36	77	105	13	0	5	40	0	4	18-0	78	0	0	2	10	.299	.349	
2022	Frisco	.228	66	237	26	54	82	11	1	5	36	1	1	18-0	66	0	1	5	2	.295	.346	
	ACL Rangers	.250	4	12	5	3	5	2	0	0	3	0	0	4-0	3	0	0	1	0	.471	.417	
<b>MINOR TOTALS</b>		<b>.247</b>	<b>293</b>	<b>1039</b>	<b>137</b>	<b>257</b>	<b>367</b>	<b>55</b>	<b>2</b>	<b>17</b>	<b>154</b>	<b>3</b>	<b>11</b>	<b>95-3</b>	<b>264</b>	<b>2</b>	<b>3</b>	<b>15</b>	<b>25</b>	<b>.316</b>	<b>.353</b>	

\* Led league # Tied for league lead

- 1- Signed by Texas as a non-drafted free agent on July 2, 2016...signed by Rafic Saab and Jhonny Gomez.
- 2- Granted free agency on Nov. 30, 2021...signed by Texas as a minor league free agent on Dec. 1, 2021.



# MITCH GARVER

R BATS R THROWS  
6'11" HEIGHT 220 WEIGHT  
32 OPENING DAY AGE

BORN Jan. 15, 1991 in Albuquerque, NM  
RESIDES Aurora, CO  
ACQUIRED In a trade with Minnesota on March 12, 2022  
CONTRACT STATUS Signed through 2023  
SERVICE TIME 5.045 OPTIONS USED 3/3

C #18

**CAREER:** The 32-year-old Garver will be in his second season with Texas, seeking a return to full health after his third straight injury-shortened campaign in 2022...has surpassed 100 G in a season once in his ML career (102 G in 2018)...is expected to be close to full strength near the start of Spring Training after season-ending surgery on his right (throwing) arm in July...was limited to mostly designated hitter duties in 2022 following the arm issue...produced an .835 OPS figure over his five seasons with the Twins from 2017-21, the highest in the Majors for any primary catcher with 1000+ plate appearances...was acquired in a trade with the Minnesota Twins on 3/12, just two days before the official opening of MLB spring training camp...emerged with a breakout season in 2019, when he won the A.L. Silver Slugger Award as the league's top offensive catcher...hit 30 of his 31 HR as a catcher that season, setting a Minnesota club record for home runs in a season as a catcher...the Albuquerque native was selected by the Twins in the 9th round of the 2013 June draft out of the University of New Mexico.

**2022:** In a year that was hampered by various issues, Garver had season-ending surgery on his throwing arm in July...batted .207/.298/.404/.702 with 10 home runs and 24 RBI over 54 G/49 GS at DH (team-high 35) and C (14)...averaged 4.39 pitches per PA, 3rd-best in A.L. and 5th in MLB among players with 200+ PA's for the year.

**PLEASE DON'T GO:** Was on 10-day IL from 5/9-18 (right forearm flexor muscle strain), on the COVID 19-Related IL from 6/10-20, and missed 3 straight games 5/27-29 with a mild left knee sprain...did not throw after the May IL stint, and was on 60-day IL from 7/11-end of season...had right forearm flexor tendon repair surgery on 7/11 performed by Rangers Team Physician Dr. Keith Meister.

**THE LONG BALL:** His 10 HR ranked 7th on club despite appearing in just 54 G...his 18.80 AB/HR ratio was 17th-best in the A.L. (min. 200 PA's), 2nd-best among Rangers in that category (Seager-17.97 AB/HR)...HR in 3 straight, 5/22-25 to match longest streak of his career...hit 8 HR in 30 road games, 15th-most on club for the year...in season-opener 4/8 at TOR, became just 4th catcher with a HR on Opening Day in Texas history...after walking in his 1st PA w/ Texas that night, hit HR in his next PA, becoming one of 10 batters in Rangers history to hit a HR in 1st AB with the club (also Brad Miller and Josh Jung in 2022).

**NOTES:** Though he played in just 13 G, May was easily his most productive month: .300/.346/.660/1.006 (15-50) with 4 HR, 6 2B, 9 RBI...that month featured his initial stint as DH, as his last start/appearance at catcher was 5/8 at NYY-G1...final 29 starts came as DH...never started more than 2 straight at catcher, and never started more than 5 straight overall before his initial IL stint in May.

**POSTSEASON:** Appeared for Minnesota in the postseason in 2019 (ALDS vs. NYY) and 2020 (ALWC vs. HOU)...combined to go 2-for-13 (.154) with one RBI at the plate...started all 3 games of the 2019 ALDS at catcher, recording a 2-hit effort in Game 2 on 10/5 at Yankee Stadium...made a pinch hitting appearance in Game 1 of the 2020 A.L. Wild Card Series on 9/29, striking out in his only plate appearance.

**2021:** Limited to 68 G in his 2nd straight injury-riddled season, his final campaign with MIN...hit all 13 HR as a catcher, as his .545 SLG as a catcher ranked 2nd in MLB behind TB's Mike Zunino at .556 (min. 200 PA)...was on the Injured List from 6/2-7/18 with a groin contusion after being hit with a foul tip on 6/1 at Baltimore...also on IL from 8/27-9/19 with lower back tightness...on MLB Paternity List from 7/22-25 as he and his wife welcomed their first child...served as Opening Day catcher for 2nd straight season...1st career grand slam on 8/27 vs. DET off Tyler Alexander...DET catcher Eric Haase also hit a grand slam later in the game, marking the first time in MLB history for opposing catchers to hit grand slams in the same game...stole 1st career base on 9/30 vs. DET in 308th career game (one previous caught stealing)...posted a .438 OBP in 22 May games (16 hits and 16 walks), 4th-best in the A.L. and 7th-best in MLB for the month...his 53 HR with MIN rank as 4th-most among catchers in Twins history: 143-Joe Mauer, 91-Earl Battey, 77-Tim Laudner, 53-Garver...**2020:** Club's Opening Day catcher was limited to just 23 G during the shortened season due to injury...was on the IL from 8/12-9/17 with a low-grade right intercostal strain, missing 27 G...struck out in 37 of 81 plate appearances...appeared as a pinch hitter in Game 1 of the A.L. Wild Card Series on 9/29 vs. HOU...trained at an indoor batting cage at Joe Mauer Chevrolet in Inver Grove Heights, Minn., with teammate Max Kepler between the spring shutdown and the start of the regular season in July...**2019:** Earned the A.L. Silver Slugger Award as the league's top offensive catcher...hit 30 of his 31 HR as a catcher, passing Earl Battey (26 in 1963) and setting a Twins club record for home runs in a season as catcher...season OPS of .995 was the 6th-highest mark by any Twin with at least 350 PA in a single season...hit club's 268th HR of the season on 8/31 at DET off Joe Jiménez, setting a new MLB record by passing the 2018 Yankees (267)...recorded the first 5 multi-HR games of his career, most among MLB catchers...remains one of just 8 catchers in the last 19 seasons (beg. 2004) to produce a 30+ HR campaign...hit 3 leadoff HR, becoming the 3rd catcher in baseball history with 3+ leadoff HR in a season, joining Paul Lo Duca (4 in 2001 for Los Angeles-NL) and Buck Ewing (3 in 1883 for New York Gothams)...caught 17.0 innings in a 4-3 Twins victory on 6/18 vs. BOS, setting club catching records with 20 total chances and 17 putouts...on the 10-day IL from 5/15-6/1 with a left high ankle sprain suffered on 5/14 vs. LAA when Shohei Ohtani slid into his leg at home plate...started all 3 G of the 2019 ALDS at catcher vs. NYY...named winner of Charles O. Johnson Award for Most Improved

FRONT OFFICE

COACHES

PLAYERS

2022 REVIEW

OPPONENTS

RECORDS

DEVELOPMENT

MEDIA

# GARVER CONTINUED

FRONT OFFICE

COACHES

PLAYERS

2022 REVIEW

OPONENTS

RECORDS

DEVELOPMENT

MEDIA

Twin by the Twin Cities Chapter of the BBWAA...**2018:** Made Twins Opening Day roster for the first time and began season as backup catcher to Jason Castro...became Twins starting catcher after a knee injury to Castro in May...went on to lead Twins in games caught (86 with 75 starts), 5th-most for a rookie in club history and most since Matt Walbeck caught 95 in 1994... tied career high with 4 hits and had career-high 6 RBI on 9/28 vs. CWS, 2 RBI short of the Twins record...1st career walk-off hit on 7/30 vs. CLE, a one-out double in the 9th...1st career pitching appearance on 8/6 at CLE (1.0 IP, 1 H, 0 R)...**2017:** Received the Sherry Robertson Award as Twins Minor League Player of the Year, posting a .291/.387/.541/.928 slash line with 17 HR and 45 RBI over 88 G for Rochester (AAA)...named an International League post-season All-Star...recalled from Rochester on 8/18 and appeared in 23 G for the Twins...made his MLB debut as a pinch hitter on 8/19 vs. ARI...collected 1st MLB hit on 8/20 vs. ARI, an infield single off Braden Shipley...1st career 3-hit game on 8/30 vs. CWS...named catcher on the Twins organization All-Star team by MiLB.com...**2016:** Combined to bat .270 with 12 HR and 74 RBI over 117 G with Chattanooga (AA) and Rochester... named Southern League All-Star...promoted to Rochester on 8/9...on IL from 5/12-24 with concussion-like symptoms...was an invite to MLB spring camp for the 2nd straight season... played 19 G for Surprise in the Arizona Fall League, posting 4 HR and 14 RBI and was named to AFL's Top Prospect Team... added to Twins 40-man roster on 11/18...tabbed as Twins no. 17 prospect by *Baseball America*...**2015:** Spent season with Ft. Myers (A+), leading the Florida State League in walks (69) and ranking 7th in OBP (.356)...led team in walks, doubles (24), RBI (58), and total bases (144)...was an invite to MLB spring training for the first time...played for Scottsdale in the Arizona

Fall League, hitting .317 (13-41) with one HR and 9 RBI in 12 G...**2014:** Earned Midwest League postseason All-Star honors with Cedar Rapids (A) after ranking 4th in the league in BA (.298)...named catcher on *Baseball America's* Midwest League All-Star team and MiLB.com's Twins Organization All-Star team...selected Twins minor league player for the month for April (.321, 5 HR, 16 RBI in 23 G)...posted first professional 3-HR game on 7/21 vs. Ft. Wayne...**2013:** Began professional career with Rookie Elizabethton...led E-Twins in doubles (15, 14th in Appalachian League) and tied for team lead in RBI (30).

**AMATEUR BACKGROUND:** Attended the University of New Mexico from 2010-13, hitting .351 with 18 HR and 167 RBI in 211 career games for the Lobos...was Honorable Mention catcher on 2013 Louisville Slugger/CollegeBaseballInsider.com team...is a 2009 graduate of La Cueva (NM) High School, where he was named Albuquerque Public Schools' Male Athlete of the Year as a senior...was also a highly-regarded soccer player in high school.

**PERSONAL:** Mitchell Lynn Garver...he and wife Sarah have one son, Gamble Lynn (b. 7/22/21)...Sarah is a veterinarian and together they have two dogs: a boxer named Chupi and a puppy named Rip (adopted in the 2021-22 offseason)...nickname is "Garv Sauce"...worked with OMNI Brewing Co. in Maple Grove, Minn., in 2020 to create an India Pale Ale beer named "Garv Sauce," which has a cartoon image of him on the can...active on Twitter (@MitchGarver) and Instagram (@mgarver)...fan of local Minneapolis hip-hop artist Atmosphere...has annually used walk-up music "Shining Star" by Earth, Wind & Fire...was involved in Rangers Fan Fest and Winter Caravan, and was a regular past participant in the Twins Winter Caravan.

## CAREER RECORD

YEAR	CLUB	AVG	G	AB	R	H	TB	2B	3B	HR	RBI	SH	SF	BB-I	SO	SB	CS	HP	GDP	OBP	SLG
2013	Elizabethton—1	.243	56	202	16	49	74	15	2	2	30	1	1	19-1	31	0	0	2	4	.313	.366
2014	Cedar Rapids	.298	120	430	65	128	207	29	1	16	79	0	1	61-1	65	7	5	12	7	.399	.481
2015	Fort Myers	.245	127	433	46	106	144	24	1	4	58	0	8	*69-1	82	5	3	10	14	.356	.333
2016	Chattanooga	.257	95	358	44	92	150	25	0	11	66	0	5	43-1	86	1	3	1	8	.334	.419
	Rochester	.329	22	76	6	25	33	5	0	1	8	0	1	7-0	21	0	0	0	3	.381	.434
2017	Rochester	.291	88	320	56	93	173	29	0	17	45	0	1	50-0	85	2	0	1	11	.387	.541
	Minnesota	.196	23	46	5	9	16	1	3	0	3	0	0	6-0	15	0	0	0	1	.289	.348
2018	Minnesota	.268	103	302	38	81	125	19	2	7	45	1	1	29-2	72	0	0	2	8	.335	.414
2019	Minnesota—2	.273	93	311	70	85	196	16	1	31	67	0	2	41-0	87	0	0	5	5	.365	.630
	Pensacola	.111	3	9	1	1	1	0	0	0	0	0	0	0-0	3	0	0	0	1	.111	.111
2020	Minnesota—3	.167	23	72	8	12	19	1	0	2	5	0	1	7-0	37	0	0	1	1	.247	.264
2021	Minnesota—4,5,6,7	.256	68	207	29	53	107	15	0	13	34	0	2	31-0	71	1	1	3	4	.358	.517
	St. Paul	.231	7	26	4	6	6	0	0	0	2	0	0	3-0	8	0	0	1	2	.333	.231
2022	Texas—8,9,10	.207	54	188	23	39	76	7	0	10	24	0	2	23-0	53	1	1	2	3	.298	.404
	Frisco	.333	2	6	2	2	3	1	0	0	1	0	0	2-0	1	0	0	0	0	.500	.500
	Round Rock	.333	1	3	2	1	1	0	0	0	0	0	0	1-0	2	0	0	0	0	.500	.333
<b>MAJOR TOTALS</b>		.248	364	1126	173	279	539	59	6	63	178	1	8	137-2	335	2	2	13	22	.334	.479
<b>MINOR TOTALS</b>		.270	521	1863	242	503	792	128	4	51	289	1	17	255-4	384	15	11	27	50	.363	.425

\* Led league # Tied for league lead

- 1- Selected by Minnesota in the 9th round of the 2013 June draft...signed by Ted Williams (MIN).
- 2- On injured list, May 15–June 1, 2019, with high left ankle sprain...included rehab assignment with Pensacola, May 28-31.
- 3- On injured list, Aug. 20–Sept. 17, 2020 with low-grade intercostal sprain.
- 4- On injured list, June 2–July 18, 2021, with groin contusion...included rehab assignment with St. Paul, July 13-18.
- 5- On MLB paternity list, July 22–24, 2021.
- 6- On injured list, Aug. 27–Sept. 19, 2021, with lower back tightness...included rehab assignment with St. Paul, Sept. 17-19.
- 7- Acquired by Texas from Minnesota in exchange for INF Isiah Kiner-Falefa and RHP Ronny Henriquez on March 12, 2022.
- 8- On injured list, May 10–19, 2022, with a right forearm flexor muscle strain...included rehab assignment with Frisco, May 17, and Round Rock, May 19.
- 9- On COVID-19 related injured list, June 10–21, 2022, included rehab assignment with Frisco, June 19.
- 10- On injured list, July 11, 2022 end of season, with right forearm surgery.

## POSTSEASON RECORD

SERIES	CLUB	AVG	G	AB	R	H	TB	2B	3B	HR	RBI	SH	SF	BB-I	SO	SB	CS	HP	GDP	OBP	SLG
2019 ALDS	MIN vs. NYY	.167	3	12	1	2	2	0	0	0	1	0	0	1-0	5	0	0	0	0	.231	.167
2020 ALWC	MIN vs. HOU	.000	1	1	0	0	0	0	0	0	0	0	0	0-0	1	0	0	0	0	.000	.000
<b>POSTSEASON TOTALS</b>		.154	4	13	1	2	2	0	0	0	1	0	0	1-0	6	0	0	0	0	.214	.154

## CAREER FIELDING

C	PCT	G	PO	A	E	TC	DP
2017	.983	13	54	3	1	58	0
2018	.994	86	617	34	4	655	2
2019	.992	82	690	29	6	725	4
2020	1.000	22	173	11	0	184	2
2021	.998	59	426	12	1	439	2
2022	.992	14	119	4	1	124	0
<b>Totals</b>	<b>.994</b>	<b>276</b>	<b>2079</b>	<b>93</b>	<b>13</b>	<b>2185</b>	<b>10</b>

C (ADV.)	CS	SB	ATT	CS%	CERA	PB
2017	1	3	4	25.0	6.39	1
2018	9	49	58	15.5	4.60	9
2019	3	31	34	8.8	3.89	8
2020	3	10	13	23.1	3.78	3
2021	3	24	27	11.1	4.72	4
2022	1	10	11	9.0	TBD	2
<b>Totals</b>	<b>20</b>	<b>127</b>	<b>147</b>	<b>13.6</b>	<b>TBD</b>	<b>27</b>

1B	PCT	G	PO	A	E	TC	DP
2017	.952	3	18	2	1	21	2
2018	1.000	5	7	1	0	8	1
2019	1.000	1	3	0	0	3	0
2020	1.000	1	2	0	0	2	0
2021	.857	4	5	1	1	7	1
<b>Totals</b>	<b>.951</b>	<b>14</b>	<b>35</b>	<b>4</b>	<b>2</b>	<b>41</b>	<b>4</b>

OF	PCT	G	PO	A	E	TC	DP
2017	1.000	2	2	0	0	2	0

P	PCT	G	PO	A	E	TC	DP
2018	---	1	0	0	0	0	0

## CAREER HIGHS

**Hits:** 4, 3x, last April 9, 2019 at NYM  
**Runs:** 3, 6x, last Sept. 19, 2019 vs. KC  
**Doubles:** 8, 8x, last May 30, 2022 vs. TB  
**Triples:** 1, 6x, last May 11, 2019 vs. DET  
**Home Runs:** 2, 7x, last July 19, 2021 at CWS  
**RBI:** 6, Sept. 28, 2018 vs. CWS  
**Walks:** 3, 3x, last May 23, 2021 at CLE  
**Stolen Bases:** 1, 2x, last May 30, 2022 vs. TB  
**Hitting Streak:** 8, May 17-29, 2021

## MULTI-HR GAMES (7)

April 9, 2019 at NYM  
 April 20, 2019 at BAL  
 July 22, 2019 vs. NYY  
 Aug. 31, 2019 at DET  
 Sept. 7, 2019 vs. CLE  
 April 28, 2021 at CLE  
 July 19, 2021 at CWS

## LEADOFF HRS (3)

July 20, 2019 vs. OAK (Anderson)  
 Aug. 14, 2019 at MIL (Gonzalez)  
 Aug. 31, 2019 at DET (Boyd)

## GRAND SLAMS (1)

July 27, 2021 vs. DET (Alexander)

## GLOBE LIFE PARK IN ARLINGTON HOME RUN HISTORY (1994-2019)

### CLUB LEVEL HOME RUNS AT GLOBE LIFE PARK

Player	Team (Opp.)	Distance	Date
Juan Gonzalez	Texas (TOR)	432	7/17/94
Dean Palmer	Texas (DET)	429	5/12/96
Juan Gonzalez	Texas (MIN)	447	6/2/96
Mark McGwire	Oakland	449	7/5/97
Juan Gonzalez	Texas (BOS)	429	8/6/98
Juan Gonzalez	Texas (NYY)	449	8/22/98
Alex Rodriguez	Texas (SEA)	441	7/3/01
Alex Rodriguez	Texas (SEA)	430	4/14/02
Todd Greene	Texas (LAA)	431	6/25/02
Alfonso Soriano	Texas (SEA)	439	4/26/05
Kevin Mench	Texas (CWS)	432	5/29/05
Sammy Sosa	Texas (OAK)	442	9/9/07
Milton Bradley	Texas (CLE)	432	6/3/08
Evan Longoria	Tampa Bay	442	6/6/08
Nelson Cruz	Texas (CLE)	432	4/8/09
Mark Trumbo	Los Angeles-AL	437	5/13/12
Nelson Cruz	Texas (KC)	416	5/14/12
David Ross	Boston	410	5/5/13
Nelson Cruz	Seattle	430	4/29/15
Carlos Gomez	Texas (CLE)	461	4/3/17
Miguel Sano	Minnesota	437	4/25/17
Mike Napoli*	Texas (SD)	448	5/11/17
* - Walk-off	Seattle	470	9/13/17


### TOP HOME RUN DISTANCES GLOBE LIFE PARK IN ARLINGTON (1994-2015)

RANK	PLAYER	TEAM (OPP.)	DISTANCE	DATE
1	Josh Hamilton	Texas (HOU)	490	6/27/10
2	Jose Canseco	Texas (SEA)	480	6/13/94
3	Mitch Moreland	Texas (MIN)	463	8/25/12
4	Joey Gallo	Texas (MIN)	461	6/13/15
5	Josh Hamilton	Texas (LAA)	460	5/15/09
6	Nelson Cruz	Texas (DET)	459	6/6/11
7	Nelson Cruz	Texas (SEA)	458	8/1/09
8	Roberto Kelly	Texas (ANA)	456	6/13/98
9	Paul Sorrento	Tampa Bay	455	5/19/99
	Mitch Moreland	Texas (HOU)	455	6/20/11
11	Mark Teixeira	Texas (BOS)	453	5/27/07
	Nelson Cruz	Texas (LAA)	453	7/30/12
13	Nelson Cruz	Texas (LAA)	452	8/26/11
14	Carlos Delgado	Toronto	451	5/6/03
	Josh Hamilton	Texas (HOU)	451	5/16/08
	Nelson Cruz	Texas (DET)	451	7/2/09

### STATCAST ERA (2016 AND LATER)

RANK	PLAYER	TEAM (OPP.)	DISTANCE	DATE
1	Nomar Mazara	Texas (CWS)	505	6/21/19
2	Nomar Mazara	Texas (LAA)	491	5/25/16
3	Nomar Mazara	Texas (CHC)	482	3/28/19
4	Joey Gallo	Texas (CLE)	472	7/20/18
5	Aaron Judge	New York-AL	471	5/23/18
	Rougned Odor	Texas (LAA)	471	7/4/19
7	Mike Zunino	Seattle	470	9/13/17
8	Giancarlo Stanton	Miami	468	7/26/17
9	Joey Gallo	Texas (PIT)	467	4/30/19
10	Rougned Odor	Texas (CWS)	466	8/19/17
	Joey Gallo	Texas (BOS)	466	5/5/18
	Max Stassi	Houston	466	6/9/18
13	Rougned Odor	Texas (KC)	465	7/28/16
14	Mike Zunino	Seattle	463	6/17/17
	Aaron Judge	New York-AL	463	9/10/17

# JON GRAY



**R BATS** R  
**THROWS**

**6'4"** **215**  
**HEIGHT** **WEIGHT**

**31**  
**OPENING DAY AGE**

**BORN** Nov. 5, 1991 in Shawnee, OK

**RESIDES** Keller, TX

**ACQUIRED** Signed as a free agent on Dec. 1, 2021

**CONTRACT STATUS** Signed through 2025

**SERVICE TIME** 7.062 **OPTIONS USED** N/A

FRONT OFFICE

COACHES

PLAYERS

2022 REVIEW

OPPONENTS

RECORDS

DEVELOPMENT

MEDIA

**CAREER:** The 31-year-old Gray is entering his 2nd season with the Rangers after signing a 4-year free agent contract with the club on 12/1/21...was hindered by several injuries last season, his 1st with Texas, but still managed to post a 7-7 record, 3.96 ERA (56 ER/127.1 IP), and 134 strikeouts over 24 starts...prior to joining the Rangers, the right-hander had spent his entire pro career with Colorado, ranking 2nd in Rockies history with 849 strikeouts while also placing among the all-time team leaders with 151 starts, 829.1 innings, and 53 wins from 2015-21...he posted 4 consecutive seasons of 10+ wins from 2016-19...had career best 12 victories, 31 starts, and 172.1 innings in 2018...fanned lifetime-high 185 batters, 9th-most in the N.L. in his 1st full MLB season in 2016...was the 3rd overall selection by Colorado in the 2013 MLB Draft after pitching 2 seasons at the University of Oklahoma...is a native of the Oklahoma City area, growing up in nearby Chandler.

**AMONG THE LEADERS:** Since the start of 2016, Gray ranks among Major League leaders (min. 900.0 IP) in first-pitch strike pct. (12th, 63.6%), strikeouts per 9.0 innings (14th, 9.27), swing-and-miss pct. (14th, 26.3%), and strikeout pct. (15th, 24.2%)... he posted 4 consecutive seasons of 10+ wins from 2016-19, and his one of just 30 MLB pitchers to record 4-or-more 10+ win campaigns over the last 7 seasons.

**SLIDE STEP:** According to Baseball Savant, Gray has generated 533 swings-and-misses via his slider since the start of 2019, the 6th-most whiffs on sliders by any MLB pitcher over that span: Patrick Corbin (767), Robbie Ray (724), Clayton Kershaw (679), Dylan Cease (573), Jacob deGrom (553), Gray (533)... in 2022, his 36.1% slider usage (744 of 2062 total pitches) was the 8th-highest mark in MLB among pitchers with 2,000+ pitches thrown...opponents missed on 157 of 387 (40.6%) swings against Gray's sliders last season, the 9th-highest slider whiff rate in MLB (min. 300 swings vs. sliders).

**INJURIES IN 2022:** Gray was limited to just 24 starts in his 1st season with the Rangers, as he endured 3 separate stints on the Injured List...was on the 10-day IL from 4/9-18 (right middle finger blister) and 4/22-5/2 (low-grade left knee sprain), and the 15-day IL from 8/2-9/11 (left oblique strain).

**2022:** Posted a 7-7 record, 3.96 ERA (56 ER/127.1 IP), and 134 strikeouts in his 1st season with Texas...despite seeing limited action, still finished 3rd among Rangers pitchers in strikeouts (169-Pérez, 137-Dunning, 134-Gray)...9.47 strikeouts per 9.0 innings figure ranked 13th in A.L. (min. 100.0 IP) and was the highest by a Texas pitcher since Lance Lynn in 2019 (10.63)... season-high 12 strikeouts on 6/1 vs. TB were most by a Ranger

since Lynn on 9/22/19 at OAK (also 12)...3.44 strikeout-to-walk ratio was the 3rd-best mark of his career and highest since 2018 with Colorado (3.52)...career-best 67.3% first-pitch strike pct. would have ranked 4th in MLB if he qualified (69.8-PHI's Aaron Nola, 68.3-TB's Corey Kluber, 67.9-TOR's Kevin Gausman)... recorded pair of 14.0-inning scoreless streaks (4/29-6/5; 7/13-27), both the longest by a Rangers starter in 2022...84 game score on 7/13 vs. OAK (W, 7.0 IP, 1 H, 0 R, 0 BB, 9 SO, 95 pitches/67 strikes), 2nd-highest of career (95 in CG SHO w/ COL on 9/17/16 vs. SD) and 2nd start in TEX history of at least 7.0 SHO IP with one-or-zero hits allowed, no BB, and 9 SO: Yu Darvish, 4/2/13 at HOU (8.2 IP, 1 H, 0 R, 0 BB, 14 SO)... awarded win in 2nd 'half' opener on 7/21 at MIA, 1st TEX pitcher with 6.0+ SHO IP in 2 straight starts since Lance Lynn, 7/24-29/20...earned first win as a Ranger on 5/16 vs. LAA (5.2 IP, 4 R-ER)...made 3rd career Opening Day start on 4/8 at TOR (4.0 IP, 3 R-ER).

**SUMMARY:** Went 6-4 with a 3.21 ERA (29 ER/81.1 IP) and 9.63 SO/9 over final 15 starts to close season (beg. 6/12) after going 1-3, 5.28 (27 ER/46.0 IP) in first 9 starts...opponents batted .222/.288/.375/.663 (105-472) with 17 HR (1.20 HR/9), including 201 BA (51-254) vs. RHB and .248 (54-218) vs. LHB...20 of 61 (32.8%) of runs allowed came in 1st inning, most in any frame... opponents batted .281 (27-96) in the 1st inn. and .207 (76-372) in all other frames...opp. BA by time thru order: 1st (.249), 2nd (.212), 3rd (.182), 4th (1-1, HR)...made twice as many starts on the road (16) than at Globe Life Field (8), pitching at home just 3 times after the end of July...T8th-most road starts in A.L. and most by a Ranger since Lynn and Mike Minor in 2019 (17)... saw better results in Arlington (4-1, 3.35 ERA) than on the road (3-6, 4.27), with Texas going 4-4 in his starts at home...10.26 strikeouts per 9 innings figure (49 SO/43.0 IP) at GLF was substantially higher than away mark (9.07)...opponents hit .206/.247/.376/.623 at home versus .231/.308/.375/.683 on road...Jonah Heim caught 17 starts (3.39 ERA) including 12 of last 15, Sam Huff caught first 2 starts in June (4.50 ERA), Mitch Garver caught first 2 starts of season (7.00 ERA), and Kevin Plawewski caught each of last 3 starts (5.06).

**ROCKIES RESUME:** Ranks among the Colorado Rockies all-time leaders in strikeouts (2nd, 849), starts (5th, 151), innings (6th, 829.1), and wins (T7th, 53)...has a .633 (31-18) career winning percentage at Coors Field, the 3rd-best mark among Colorado pitchers (min. 40 starts)...recorded 10+ strikeouts 15 times, tied with Pedro Astacio for most in club history...is only pitcher in Rockies history to have 3 games of 12-or-more strikeouts and 4 starts with double-digit strikeouts and no walks...was COL's Opening Day starter in 2017 and 2018.



**2021:** Was 2nd on the Rockies staff in starts (29) and strikeouts (157) and placed 3rd in wins (8) and innings (149.0)...fanned 9.5 batters per 9.0 IP, 12th best among N.L. pitchers (min. 145.0 IP)...had multiple stints on the Injured List for 1st time on ML career, 6/5-24 (right forearm flexor strain) and 9/1-7 (right forearm tightness)...issued just 2 R-ER in 11.2 IP in season's 1st 2 outings and was 4-3, 2.93 (15 ER/46.0 IP) over his 1st 8 starts through 5/12...was 0-3 in next 4 games, allowing 18 R/15 ER in 17.0 IP...from 6/25-8/4 had a 3-1 record and 2.85 ERA (15 ER/47.1 IP) in 8 starts, lowering season ERA from 4.29 to 3.67...went just 1-5, 7.22 (31 ER/38.1 IP) in final 9 contests, working fewer than 5.0 IP 6 times...longest winning streak was 3 decisions over 6 GS, 6/30-7/30...lost 4 straight decisions on 2 occasions, 5/12-6/4 and 8/4-22...**2020:** Made just 8 starts for COL prior to being placed on the 10-day injured list with right shoulder inflammation on 9/4...started against the Rangers in the 2nd regular season game ever played at Globe Life Field on 7/25 (4.2 IP, 3 H, 1 R-ER—ND)...wins came on 8/16 vs. TEX, setting season highs for innings (7.0) and strikeouts (7) and 8/26 at ARI...allowed 7 R-ER in 2.2 IP in his final start, 9/1 vs. SF...was 1-3, 8.39 in 5 starts at Coors Field and 1-1, 3.77 in 3 road outings...**2019:** Finished 2nd on the Rockies staff in starts (25), innings (150.0), strikeouts (150), and wins (11-tied)...made 1st career relief appearance, 6/16 vs. SD...was 5-3, 3.15 in final 11 starts beginning 6/19, working 8.0 SHO IP to beat MIA in final outing on 8/16...was placed on the 60-day injured list on 8/21 with a fractured left foot and had season-ending surgery on 8/22...**2018:** Set career highs with 12 wins, 31 starts, and 172.1 IP...ranked 10th in N.L. in strikeouts (183)...had highest ERA among N.L. qualifiers (5.12)...was optioned to Albuquerque (AAA) on 6/29 and went 1-0, 3.38 in 2 starts before recall on 7/14...then went 4-0, 3.08 over 9 starts, 7/14-9/1...**2017:** Tied for 3rd on the staff in wins (10) and starts (20)...was placed on the 10-day DL on 4/14 with a broken bone in his left foot...made 3 starts on rehab assignment before being activated on 6/30...issued 3 or fewer earned runs in final 13 starts beginning 7/25. 2nd-longest single-season streak by a Rockies starter in franchise history (14--Ubaldo Jiménez, 2010)...went 7-3, 2.64 in that span, including 4-0, 2.10 in season's final 5 starts beginning 9/7...was 5-1, 3.31 in 8 starts at Coors Field...started the N.L. Wild Card game on 10/4 at ARI, taking the loss (1,1 IP/7 H/4-ER), the shortest start of his career...**2016:** Led the Rockies with career high 185 strikeouts, 9th most in the N.L. and a club rookie record...also set COL team mark by fanning 9.91 batters per 9.0 IP, 6th best overall in MLB...topped MLB rookies in strikeouts and K/9.0 IP and ranked among N.L. rookies in innings (2nd, 168.0), starts (2nd, 29), and wins (3rd, 10)...also had club rookie record 16 quality starts...fanned at least 10 batters on 6 occasions, 2nd most in Rockies history...begin season on the 15-day disabled list with an abdominal strain before being activated on 4/22...went 0-1 in 1st 4 starts before recording 1st MLB win on 5/13 vs. NYM...recorded club record 16 strikeouts in 4-hit CG SHO on 9/17 vs. SD...fanned 6 straight batters in 2nd and 3rd innings, also a team mark...that included 4 strikeouts in the 2nd inning...had COL record 26 strikeouts in consecutive starts, 9/17 vs. SD and 9/23 at LAD...**2015:** Went 6-6, 4.33 in

21 games/20 starts at Albuquerque (AAA) before contract was selected by COL on 8/4...had ND in MLB debut that night vs. SEA (3 R-2ER/4.0 IP)...posted a 2.40 ERA (4 ER/15.0 IP) over 1st 3 starts...earned no decisions in 1st 7 starts, tying the Major League record for most starts without a decision to begin a career with ANA's Al Levine from 1999-2001...**2014:** Ranked among the Texas League leaders in wins (T8th, 10) and strikeouts (9th, 113) at Tulsa (AA) in 1st full pro season...was 6-3, 3.39 in 13 starts prior to the All-Star break and was named a Mid-Season Texas League All-Star...following the season, was named the Rockies' #1 prospect and baseball's 11th-best prospect by MLB.com and was ranked the Rockies' #2 prospect by *Baseball America*...**2013:** Combined to go 4-0, 1.93 in 9 starts between Grand Junction (Rookie) and Modesto (High-A) in 1st pro season...was a 2-time California League Pitcher of the Week for weeks ending 8/5 and 8/26...*Baseball America* ranked him as the top prospect in the Rockies farm system and the pitcher with the best fastball and MLB.com named him the 14th-best overall prospect after the season.

**COMMUNITY:** During the 2022 season, Gray and his wife, Jacklyn, established #MissionGrayWolf22, a program created to host military personnel for a unique game day experience... Jon welcomed service men and women from Dyess Air Force Base, Sheppard Air Force Base, and Airmen of the 301st Fighter Wing for pre-game Q&A sessions, autographs and photos...the Grays provided guests exclusive seats in Globe Life Field's Batter's Eye with concessions...throughout the 2022 campaign, donated \$100 for each of his strikeouts to The Powerful Rescue for animals in need...Jon and Jacklyn hosted the annual Texas Rangers Toy Drive benefiting Mission Arlington Mission Metroplex on 12/12/22...the event raised over 900 toys and helped over 16,000 families provide toys for their children...is a member of the MLB players board of advisors for the Taylor Hooton Foundation.

**AMATEUR:** Pitched 2 years at the University of Oklahoma at Norman...went 10-3, 1.64 in 17 starts with 147 strikeouts in 126.1 IP in 2013...Was 8-4, 3.16 in 18 starts in 2012...also played one year at Eastern Oklahoma State College in Wilburton with a 6-2 record...was a 4-year letter winner at Chandler (OK) High School (graduated 2010)...was 8-1, 1.50 with 115 strikeouts in 65.1 IP as a senior to earn all-state honors...was selected by KC in the 13th round of the 2010 MLB Draft and by NYY in the 10th round of the 2011 MLB Draft but did not sign either time.

**PERSONAL:** Jonathan Charles Gray...married to Jacklyn Kay Gray...Jon and Jacklyn have rescued three Yorkies...the Grays have volunteered at Planet Pet in Denver, CO and periodically foster animals...is part Cherokee and can speak some Cherokee...is a heavy metal music enthusiast and enjoys golf...is an avid fan of the video game "Skyrim" and has played the title all the way through multiple times...nicknamed "Gray Wolf" after getting a tattoo of a wolf paw print on his left arm in college

## CAREER RECORD

YEAR	CLUB	W-L	ERA	G	GS	CG	SHO	SV	IP	H	R	ER	HR	HB	BB-I	SO	WP	BK	AVG
2013	Grand Junction—1,2,3	0-0	4.05	4	4	0	0	0	13.1	15	8	6	0	1	2-0	15	0	1	.278
	Modesto	4-0	0.75	5	5	0	0	0	24.0	10	3	2	0	0	6-0	36	1	0	.128
2014	Tulsa	10-5	3.91	24	24	0	0	0	124.1	107	58	54	10	4	41-0	113	5	0	.237
2015	Albuquerque	6-6	4.33	21	20	1	0	0	114.1	129	61	55	9	4	41-2	110	9	1	.281
	Colorado	0-2	5.53	9	9	0	0	0	40.2	52	26	25	4	2	14-2	40	3	0	.319
2016	Modesto	0-1	2.08	2	2	0	0	0	8.2	8	5	2	0	0	3-0	11	1	1	.250
	Colorado—4	10-10	4.61	29	29	1	1	0	168.0	153	92	86	18	12	59-2	185	7	0	.243
2017	Colorado—5	10-4	3.67	20	20	0	0	0	110.1	113	47	45	10	2	30-0	112	3	1	.266
	Lancaster	0-0	0.00	1	1	0	0	0	4.0	4	0	0	0	0	1-0	5	1	0	.286
	Albuquerque	0-0	1.93	2	2	0	0	0	9.1	10	6	2	2	0	5-0	13	0	0	.270
2018	Colorado	12-9	5.12	31	31	0	0	0	172.1	180	102	98	27	6	52-1	183	6	2	.266
	Albuquerque	1-0	3.38	2	2	0	0	0	9.1	10	6	4	1	0	4-0	13	1	0	.175
2019	Colorado—6	11-8	3.84	26	25	0	0	0	150.0	147	70	64	19	4	56-4	150	7	0	.259
2020	Colorado—7	2-4	6.69	8	8	0	0	0	39.0	45	31	29	6	2	11-0	22	2	1	.281
2021	Colorado—8,9,10	8-12	4.59	29	29	0	0	0	149.0	140	83	76	21	8	58-2	157	7	0	.245
	Albuquerque	0-0	4.50	1	1	0	0	0	4.0	5	2	2	1	0	1-0	6	0	0	.294
2022	Texas—11,12,13	7-7	3.96	24	24	0	0	0	127.1	105	61	56	17	6	39-0	134	4	2	.222
MAJOR TOTALS		60-56	4.51	176	175	1	1	0	956.2	935	512	479	122	42	319-11	983	39	6	.255
MINOR TOTALS		21-12	3.66	62	61	1	0	0	312.2	295	148	127	23	9	104-2	322	18	3	.249

\* Led league # Tied for league lead

- 1- Selected by Kansas City in the in the 13th round of the 2010 June draft...did not sign.
- 2- Selected by New York-AL in the 10th round of the 2011 June draft...did not sign.
- 3- Selected by Colorado in the 1st round (3rd overall) of the 2013 June draft...signed by Jesse Retzlaff.
- 4- On injured list, April 3-21, 2016, with abdominal strain...included rehab assignment with Modesto, April 10-21.
- 5- On injured list, April 14-June 29, 2017, with left foot navicular stress fracture...included rehab assignments with Lancaster, April 14-18, and Albuquerque, June 19-29.
- 6- On injured list, Aug. 21, 2019-end of season, with left foot fracture.
- 7- On injured list, Sept. 2-27, 2020, with right shoulder inflammation.
- 8- On injured list, June 5-24, 2021, with right forearm flexor strain...included rehab assignment with Albuquerque, June 20-24.
- 9- On injured list, Sept. 1-7, 2021, with right forearm tightness.
- 10- Signed by Texas as a free agent on Dec. 1, 2021.
- 11- On injured list, April 9-18, 2022, with a right middle finger blister
- 12- On injured list, April 22-May 2, 2022, with a low-grade left knee sprain.
- 13- On injured list, August 2-Sept.11, 2022, with a left oblique strain.

## POSTSEASON RECORD

SERIES	CLUB	W-L	ERA	G	GS	CG	SHO	SV	IP	H	R	ER	HR	HB	BB-I	SO	WP	BK	AVG
2017 NLWC	COL vs. ARI	0-1	27.00	1	1	0	0	0	1.1	7	4	4	1	0	0-0	2	0	0	.636

## CAREER FIELDING

P	PCT	G	PO	A	E	TC	DP
Totals	.960	176	69	75	6	150	4

## CAREER HIGHS

**Innings:** 9.0, Sept. 17, 2016 vs. SD  
**Strikeouts:** 15 Sept. 17, 2016 vs. SD  
**Walks:** 5, 3x, last July 24, 2019 at WSH  
**Winning Streak:** 5, June 22-Sept. 1, 2018  
**Losing Streak:** 4, 3x last Aug. 4-22, 2021

FRONT OFFICE

COACHES

PLAYERS

2022 REVIEW

OPPONENTS

RECORDS

DEVELOPMENT

MEDIA



# DUSTIN HARRIS

**L** **R**  
**BATS** **THROWS**

**6'2"** **185**  
**HEIGHT** **WEIGHT**

**23**  
**OPENING DAY AGE**

**BORN** July 8, 1999 in Land O' Lakes, FL

**RESIDES** Land O' Lakes, FL

**ACQUIRED** As a PTBNL in a trade with Oakland on Sept. 18, 2020

**CONTRACT STATUS** Signed through 2023

**SERVICE TIME** 0.000 **OPTIONS USED** 0/3

**INF/OF #67**

**CAREER:** The 23-year-old Harris will be in Major League Spring Training camp for a 2nd straight year after he was added to the Rangers' 40-man roster on Nov. 15, 2022...slashed .257/.346/.471/.817 with 17 home runs, 66 RBI, and 19 steals at Double-A Frisco last season in his first exposure to the upper levels of the minor leagues...is expected to be fully active this spring after suffering a minor left wrist sprain in August of last year that cut his campaign short...enters 2023 as the no. 9 prospect in the Texas system according to both *Baseball America* and MLB Pipeline...captured the organization's Tom Grieve Player of the Year award in 2021 after setting career highs in HR (20), RBI (85), and SB (25) with Hickory (A+) and Down East (A)...after seeing action exclusively at the corner infield positions as a professional from 2018-21, Harris was deployed primarily as an outfielder in 2022...originally selected by Oakland in the 11th round of the 2019 MLB Draft, Harris was acquired by Texas as a player to be named later from the A's on 9/18/20, along with OF Marcus Smith, to complete the 8/31/20 trade involving LHP Mike Minor.

**2022:** Batted .257/.346/.471/.817 (85-331) with 17 HR, 66 RBI, and 19 SB over 85 G with Double-A Frisco...entered the season with no playing experience above the A-ball levels of the minor leagues...finished the year on the Injured List (8/10-end of season) with a left wrist sprain that did not require surgery...did not see postseason action during the 'Riders run to the Texas League Championship...hit just 244 (39-160) over his first 42 G to open the season, but posted a .269/.355/.497/.852 (46-171) line with 8 HR, 31 RBI, and nearly as many walks (22) as strikeouts (33) over his last 43 G (beg. 6/4)...selected to participate in SiriusXM All-Star Futures Game on 7/17 at Dodger Stadium (2-3, RBI, BB)...had pair of multi-HR games on 5/21 vs. Corpus Christi (2) and 7/28 at Springfield (2)...recorded season-high 4 hits on 7/26 at Springfield (4-for-5, HR, 3 RBI)...made 58 starts in left field after appearing exclusively at first and third base prior to 2022...participated in an off-season hitting minicamp at Texas' Spring Training complex in Arizona.

**2021:** Earned the organization's Tom Grieve Minor League Player of the Year Award in his first season in the Texas system after slashing .327/.401/.542/.943 (132-404) with a career-high 20 HR and 85 RBI across 110 games with Hickory (A+) and Down East (A)...was the only player in the minor leagues to post 20+ doubles (21), home runs (20), and stolen bases (25), and fewer than 80 strikeouts (73)...his .327 BA ranked 9th in the minor leagues (min. 300 AB)...was tabbed by *Baseball America* as the 6th-best prospect in the Low-A East after batting .301 with 10 HR and 53 RBI in 73 G for Down East, earning MLB Low-A East All-Star honors...following a mid-season promotion to Hickory on 8/3, he hit .372 with 10 home runs and 32 RBI, ranking among High-A East leaders (min. 100 AB) over that span in BA (2nd), OPS (2nd), HR (T4th), RBI (T4th), and XBH (T5th, 20)...**2020:** Did not see official game action after minor league season was canceled due to pandemic...acquired by Texas from Oakland on 9/18 as a player to be named later, along with OF Marcus Smith, to complete 8/31 trade involving LHP Mike Minor...**2019:** Made his professional debut in the Oakland farm system, combining to slash .325/.403/.407/.810 with one HR and 26 RBI over 58 G with Vermont (Low-A) and the Arizona League A's (Rookie)...posted the 2nd-highest OBP among qualified A's farmhands.

**PERSONAL/AMATEUR:** Dustin Alexander Harris...originally selected by Oakland in the 11th round of the 2019 June draft and was signed by A's scout Trevor Schaffer...named a NJCAA First Team All-American following sophomore season at St. Petersburg (Fla.) College in 2019, becoming the third player in program history to receive the recognition, along with current Rangers coach Bobby Wilson and former MLB All-Star Bryan LaHair...batted .409 (81-198) with 7 HR and 42 RBI in 2019, hitting for the cycle on 3/3 vs. Kalamazoo Valley Community College...had committed to continue his college career at Florida Atlantic University prior to signing his pro contract with the A's...was a first team All-State selection following senior season at Land O'Lakes (Fla.) High School...has three brothers – David, Dylan, Dakota – and four sisters – Carolyn, Mackayla, Melina, Kaylana...father, David, and brother, Dylan (2018-19 in CIN org.), both played professional baseball...younger brother, Dakota, plays at Polk State College.


## CAREER RECORD

YEAR	CLUB	AVG	G	AB	R	H	TB	2B	3B	HR	RBI	SH	SF	BB-1	SO	SB	CS	HP	GDP	OBP	SLG	
2019	AZL Athletics—1	.328	35	125	23	41	56	10	1	16	0	0	14-1	20	9	4	1	1	1	400	.448	
	Vermont	.321	23	84	10	27	29	2	0	0	10	0	1	11-0	19	0	3	2	1	408	.345	
2020	—2	DID NOT PLAY																				
2021	Down East	.301	73	259	54	78	125	11	3	10	53	0	6	34-1	48	20	1	7	6	.389	.483	
	Hickory	.372	37	145	32	54	94	10	0	13-0	25	5	1	1	4	4				425	.648	
2022	Frisco	.257	85	331	58	85	156	16	2	17	66	0	4	42-0	74	19	5	5	3	.346	.471	
<b>MINOR TOTALS</b>		<b>.302</b>	<b>253</b>	<b>944</b>	<b>177</b>	<b>285</b>	<b>460</b>	<b>49</b>	<b>6</b>	<b>38</b>	<b>177</b>	<b>0</b>	<b>12</b>	<b>114-2</b>	<b>186</b>	<b>53</b>	<b>14</b>	<b>16</b>	<b>15</b>	<b>.382</b>	<b>.487</b>	

\* Led league # Tied for league lead

- 1- Selected by Oakland in the 11th round of the 2019 June draft...signed by Trevor Schaffer.
- 2- Acquired by Texas from Oakland, along with OF Marcus Smith, as players to be named later on Sept. 18, 2020, completing an Aug. 31, 2020 trade involving LHP Mike Minor.

# ANDREW HEANEY



**L**  
BATS

**L**  
THROWS

**6'2"**  
HEIGHT

**200**  
WEIGHT

**31**  
OPENING DAY AGE

**BORN** June 5, 1991 in Oklahoma City, OK

**RESIDES** Oklahoma City, OK

**ACQUIRED** Signed as a free agent on Dec. 9, 2022

**CONTRACT STATUS** Signed through 2024

**SERVICE TIME** 7.150 **OPTIONS USED** 3/3

FRONT OFFICE

COACHES

PLAYERS

2022 REVIEW

OPPONENTS

RECORDS

DEVELOPMENT

MEDIA

**CAREER:** The 31-year-old left-hander enters his first season with Texas after signing two-year free agent contract with the club on 12/9/22...he was introduced at a press conference at Globe Life Field on 12/15/22...Heaney (pronounced HEE-nee) is seeking to build on a 2022 campaign in which he produced career bests in ERA (3.10), WHIP (1.087), and strikeout rate (13.6 SO/9) despite being limited by a pair of Injured List stints...since the start of 2019, Heaney ranks among Major League pitchers (min. 350.0 IP) in strikeouts per 9 innings (9th, 11.07), swing-and-miss strike pct. (14th, 13.8%), strikeout pct. (15th, 28.8%), and strikeout-to-walk ratio (21st, 4.11)...the nine-year MLB veteran has gone 36-42 with a 4.56 ERA over 137 games/126 starts with Miami (2014), Los Angeles-AL (2015-21), New York-AL (2021), and Los Angeles-NL (2022)...he has struck out 760 of 2995 (25.4%) batters faced in his career, the 7th-highest strikeout percentage among active left-handed pitchers with at least 100 MLB starts...an Oklahoma City native, Heaney pitched collegately at Oklahoma State University before being selected by the Miami Marlins in the first round (9th overall) of the 2012 MLB Draft...his only career outings at Globe Life Field came in the abbreviated 2020 campaign with LAA, losing starts on 8/9/20 and 9/8/20.

**MISSING PIECES:** Heaney's career-best 13.62 SO/9 figure in 2022 was the 2nd-highest mark among pitchers with at least 70.0 innings (13.81 SO/9 by N.L. ROY runner-up, ATL's Spencer Strider)...according to FanGraphs, Heaney registered a career-best 16.8% swing-and-miss strike percentage in 2022, the highest rate among pitchers with at least 70.0 innings...batters missed on 35.9% of swings against Heaney last year, the highest rate among any pitcher with 70+ innings...it was easily the highest rate in any season of his career (previously 31.2% in 2019 w/ LAA).

## HIGHEST PCT. OF SWINGS THAT MISSED, MLB PITCHERS IN 2022 (MINIMUM 70.0 IP)

Swing/Miss Pct.	Pitcher	Team
35.9	Andrew Heaney	LAD
35.2	Corbin Burnes	MIL
34.9	Spencer Strider	ATL
34.2	Shane Bieber	TB
34.0	Gerrit Cole	NYC

**2022:** Worked around a pair of IL stints due to shoulder issues and was 4-4, 3.10 over 16 G/14 GS in his only season with the Dodgers...limited opponents to a .214/.285/.429/.713 (60-280) slash line, posting reverse splits vs. RH (.210 BA) and LH (.230 BA) batters...career bests in ERA (3.10), WHIP (1.087), and SO rate (13.6 SO/9)...his 5.79 SO/BB rate was easily best of his career...endured a pair of stints on Injured List: 4/20-6/18 (left shoulder discomfort) and 6/24-7/26 (left shoulder inflammation).

**DAY-BY-DAY:** Made LAD debut with start on 4/12 at MIN and earned win in next start on 4/17 vs. CIN (6.0 SHO IP, season-high 11 SO), and was 1-0, 0.00 (1 R-0 ER/10.1 IP) over 2 starts to open the year before a 2-month stay on the IL...overall, went 2-1, 2.12 (11 ER/46.2 IP) with 12 BB/70 SO in his 1st 10 starts thru 8/30...had 10 K's in just 4.2 IP on 8/18 at MIL...beginning 9/5, Heaney was 2-3, 4.85 (14 ER/26.0 IP) in his final 6 G/4 GS...gave up season highs in R (6) and HR (4) on 9/5 vs. SF...pitched in relief for final 2 G in regular season: 9/29 at SD and 10/4 vs. COL.

**NOTES:** Went 3-3, 3.06 in 14 GS and 1-1, 3.38 in his 2 relief outings...had a pair of season-long 6.0-IP starts: 4/17 vs. CIN and 8/24 vs. MIL...10 of his 14 HR allowed on the season came over a 4-G span from 8/18-9/5...gave up just one HR over 69 left-handed batters faced.

**POSTSEASON:** His 1st and only career postseason app. was in relief on 10/14/22 in NLDS G3 at SD (3.0 IP, 3 H, 1 R-ER), allowing the 2nd run in Padres' 2-1 victory that gave them a 2-games-to-1 series lead over the Dodgers.

**2021:** Began his 7th and final season with the Angels in the starting rotation and combined to go 8-9, 5.83 in 30 G/23 GS for LAA and NYY...had 150 SO, 2nd-highest total of his career...traded to NYY on 7/31...finished his Angels career with a 30-33 record and 4.51 ERA over 102 starts...was 2-2, 7.32 in 12 G/5 GS for NYY to end the year...was DFA by NYY on 10/5 and signed with Dodgers on 11/10...his 81 ER allowed were 6th-most in MLB...**2020:** Led LAA staff in abbreviated season in starts (12) and innings (66.2), ranking 2nd in SO (70)...made 1st career Opening Day start, 7/24 at OAK...recorded career SO no. 500 on 9/25 at LAD (Cody Bellinger)...ranked 2nd in MLB and led A.L. with 67.3% 1st pitch strike rate...**2019:** Was on Halos IL both Opening Day-5/25 and 7/16-8/9 with left elbow inflammation...ranked 8th in A.L. with 31.2% swing-and-miss rate (min. 1500 pitches)...career-high 14 SO on 8/20 at TEX-G1, most by LAA pitcher since Dan Haren (14) on 5/24/12 at SEA...**2018:** Recipient of Nick Adenhardt Pitcher of the Year Award, which is given to Angels pitcher whose performance is selected by his teammates as the most outstanding throughout the course of the regular season...became first left-hander to win the award...was 9-10, 4.15 in 30 G/GS, setting career highs in starts, innings (180.0), and SO (180)...opened season on IL (left elbow inflammation for 2nd straight year...posted one-hit SHO in Halos' 1-0 win on 6/5 vs. KC, 1st career SHO falling on his 27th birthday...did not allow a HR to a LH batter all year...**2017:** Opened year on IL while recovering from 'Tommy John' ligament replacement surgery on 7/1/16...his rehab outing on 7/13 for AZL Angels was 1st game action since 4/5/16...had just 5 G/GS for Angels in late August/early Sept., going 1-2, 7.06.

# HEANEY CONTINUED

**2016:** Lone start came on 4/5 vs. CHC, as he would miss rest of season following placement on IL for left flexor muscle strain...after unsuccessful rounds of platelet-rich injections and stem cell therapy, has season-ending 'Tommy John' ligament replacement surgery on 7/1, performed by Dr. Neal Elattrache in Los Angeles...**2015:** Entered year ranked as LAA's no. 1 prospect according to *Baseball America*...after starting year at Triple-A, made LAA debut on 6/24 vs. HOU (6.0 IP, 4 H, 1 ER)... was 6-4, 3.49 in 18 starts for Angels...ranked among A.L. rookie leaders in ERA (4th), starts (6th), opp. BA (6th, .248), innings (8th, 105.2), SO (8th, 78), and wins (T9th)...selected A.L. Rookie of the Month for July (4-0, 1.98 in 4 G/GS)... earned 1st MLB win on 6/30 vs. NYY...in 1st 9 starts with Salt Lake (AAA), went 5-0, 3.02...**2014:** Had contract selected by Marlins on 6/16 and made MLB debut on 6/19 vs. NYM at Marlins Park (6.0 IP, 4 H, 1 ER)... suffered loss in MIA's 1-0 defeat, as Mets' Zack Wheeler posted a CG SHO...was 0-3, 5.83 in 7 G/5 GS with the Fish in his ML debut...combined to go 9-6, 3.28 in 24 G/23 GS with Jacksonville (AA) and New Orleans (AAA)...was Southern League Pitcher of the Week for 4/14-20 and Marlins Minor League Pitcher of the Month for May (3-1, 1.96 in 6 G)...was traded twice in one day on 12/10/14 during MLB Winter Meetings...was first sent by MIA to LAD along with C/IF Austin Barnes, RHP Chris Hatcher and OF Enrique Hernandez in exchange for INF Dee Gordon, RHP Dan Haren, INF Miguel Rojas and cash consideration...later that day was dealt by Dodgers to Angels in exchange for INF Howie Kendrick...**2013:** Combined to go 9-3 with 1.60 ERA (95.1 IP/17 ER) in 19 G/18 GS between High-A Jupiter and Jacksonville... started campaign on IL with strained back and didn't make first

start until 5/20 at Daytona...Marlins' Organizational Pitcher of the Month for July...promoted to Jacksonville on 7/30 and made Double-A debut on 8/1 at Chattanooga...participated in Arizona Fall League and went 2-1 with 1.95 ERA (27.2/6) in 7 GS for Glendale...earned AFL Player of the Week honors in week five, going 1-0 with 1.80 ERA in 2 GS...**2012:** Made pro debut with 4 starts at Greensboro (A).

**AMATEUR:** Attended Putnam City HS (OK) and Oklahoma State University...named Big 12 Conference Pitcher of the Year and Division I First-Team All-American in 2012 after leading NCAA with 140 strikeouts in 118.1 innings pitched...originally signed by Marlins scout Steve Taylor.

**COMMUNITY:** Angels nominee in 2018 and 2019 for Roberto Clemente Award...since 2017, alongside wife Jordan, hosts a Pup Cup 5K-9 event with the mission of providing patients at CHOC with therapy dogs to help in recovery efforts...was Angels ambassador for the "Home Plate Project," a league-wide initiative by all 30 MLB Clubs and more than four dozen Major League players to support childhood hunger prevention and battle food insecurity...annually participates in off-season mission trips to Honduras along with other Major League and Minor League players to help build a new learning center and teach baseball.

**PERSONAL :** Andrew Mark Heaney...married his wife, Jordan Ore, on 1/11/14.



ANDREW HEANEY THROWS A BULLPEN DURING HIS FIRST SPRING TRAINING WITH THE RANGERS IN SURPRISE, ARIZONA.

FRONT OFFICE

COACHES

PLAYERS

2022 REVIEW

OPPONENTS

RECORDS

DEVELOPMENT

MEDIA

## CAREER RECORD

YEAR	CLUB	W-L	ERA	G	GS	CG	SHO	SV	IP	H	R	ER	HR	HB	BB-I	SO	WP	BK	AVG
2012	GCL Marlins—1,2	0-0	2.57	2	2	0	0	0	7.0	7	2	2	0	1	2-0	9	0	0	.259
	Greensboro	1-2	4.95	4	4	0	0	0	20.0	25	15	11	0	1	4-0	21	0	0	.287
2013	Jupiter	5-2	0.88	13	12	0	0	0	61.2	45	11	6	2	6	17-0	66	3	0	.193
	Jacksonville	4-1	2.94	6	6	1	0	0	33.2	31	11	11	2	0	9-0	23	0	0	.229
2014	Jacksonville—3, 4	4-2	2.35	9	8	0	0	0	53.2	45	16	14	2	0	13-0	52	5	0	.223
	New Orleans	5-4	3.87	15	15	1	1	0	83.2	75	45	36	9	4	23-0	91	3	0	.234
2015	<b>Miami</b>	<b>0-3</b>	<b>5.83</b>	<b>7</b>	<b>5</b>	<b>0</b>	<b>0</b>	<b>0</b>	<b>29.1</b>	<b>32</b>	<b>19</b>	<b>19</b>	<b>6</b>	<b>3</b>	<b>7-0</b>	<b>20</b>	<b>2</b>	<b>0</b>	<b>.281</b>
	Salt Lake	6-2	4.71	14	14	0	0	0	78.1	95	49	41	2	3	25-0	74	7	0	.298
2016	<b>Los Angeles-AL</b>	<b>6-4</b>	<b>3.49</b>	<b>18</b>	<b>18</b>	<b>0</b>	<b>0</b>	<b>0</b>	<b>105.2</b>	<b>99</b>	<b>41</b>	<b>41</b>	<b>9</b>	<b>6</b>	<b>28-1</b>	<b>78</b>	<b>4</b>	<b>0</b>	<b>.248</b>
	<b>Los Angeles-AL—5</b>	<b>0-1</b>	<b>6.00</b>	<b>1</b>	<b>1</b>	<b>0</b>	<b>0</b>	<b>0</b>	<b>6.0</b>	<b>7</b>	<b>4</b>	<b>4</b>	<b>2</b>	<b>0</b>	<b>0-0</b>	<b>7</b>	<b>0</b>	<b>0</b>	<b>.280</b>
2017	AZL Angels—6	0-1	1.74	3	3	0	0	0	10.1	11	3	2	0	0	1-0	15	0	0	.268
	Salt Lake	1-1	3.12	3	3	0	0	0	17.1	17	7	6	2	1	4-0	14	0	0	.266
2018	<b>Los Angeles-AL</b>	<b>1-2</b>	<b>7.06</b>	<b>5</b>	<b>5</b>	<b>0</b>	<b>0</b>	<b>0</b>	<b>21.2</b>	<b>27</b>	<b>17</b>	<b>17</b>	<b>12</b>	<b>0</b>	<b>9-0</b>	<b>27</b>	<b>2</b>	<b>0</b>	<b>.300</b>
	Inland Empire—7	1-0	1.42	1	1	0	0	0	6.1	2	1	1	0	0	1-0	6	1	0	.095
2019	<b>Los Angeles-AL</b>	<b>9-10</b>	<b>4.15</b>	<b>30</b>	<b>30</b>	<b>1</b>	<b>1</b>	<b>0</b>	<b>180.0</b>	<b>171</b>	<b>91</b>	<b>83</b>	<b>27</b>	<b>8</b>	<b>45-0</b>	<b>180</b>	<b>9</b>	<b>0</b>	<b>.248</b>
	Salt Lake—8,9	0-0	0.00	1	1	0	0	0	4.1	2	0	0	0	0	1-0	10	0	0	.133
2020	<b>Los Angeles-AL</b>	<b>4-6</b>	<b>4.91</b>	<b>18</b>	<b>18</b>	<b>0</b>	<b>0</b>	<b>0</b>	<b>95.1</b>	<b>93</b>	<b>53</b>	<b>52</b>	<b>20</b>	<b>7</b>	<b>30-1</b>	<b>118</b>	<b>4</b>	<b>0</b>	<b>.251</b>
	<b>New York-AL</b>	<b>4-3</b>	<b>4.66</b>	<b>12</b>	<b>12</b>	<b>0</b>	<b>0</b>	<b>0</b>	<b>66.2</b>	<b>63</b>	<b>35</b>	<b>33</b>	<b>9</b>	<b>2</b>	<b>19-1</b>	<b>70</b>	<b>2</b>	<b>0</b>	<b>.246</b>
2021	<b>Los Angeles-AL—10</b>	<b>6-7</b>	<b>5.27</b>	<b>18</b>	<b>18</b>	<b>0</b>	<b>0</b>	<b>0</b>	<b>94.0</b>	<b>92</b>	<b>56</b>	<b>55</b>	<b>16</b>	<b>3</b>	<b>31-0</b>	<b>113</b>	<b>3</b>	<b>0</b>	<b>.252</b>
	<b>New York-AL—11</b>	<b>2-2</b>	<b>7.32</b>	<b>12</b>	<b>5</b>	<b>0</b>	<b>0</b>	<b>0</b>	<b>35.2</b>	<b>38</b>	<b>29</b>	<b>29</b>	<b>13</b>	<b>3</b>	<b>10-0</b>	<b>37</b>	<b>1</b>	<b>0</b>	<b>.268</b>
2022	<b>Los Angeles-NL</b> <sup>12,13,14</sup>	<b>4-4</b>	<b>3.10</b>	<b>16</b>	<b>14</b>	<b>0</b>	<b>0</b>	<b>0</b>	<b>72.2</b>	<b>60</b>	<b>34</b>	<b>25</b>	<b>14</b>	<b>9</b>	<b>19-0</b>	<b>110</b>	<b>0</b>	<b>0</b>	<b>.214</b>
	Oklahoma City	0-1	1.23	2	2	0	0	0	7.1	4	1	1	0	0	0-0	10	0	0	.160
	Tulsa	0-0	0.00	1	1	0	0	0	5.0	2	0	0	0	1	1-0	9	0	0	.118
	Rancho Cucamonga	0-0	13.50	1	1	0	0	0	2.2	6	4	4	2	0	0-0	2	0	0	.462
	ACL Dodgers	0-0	3.60	1	1	0	0	0	5.0	5	2	2	2	0	0-0	8	0	0	.263
<b>MAJOR TOTALS</b>		<b>36-42</b>	<b>4.56</b>	<b>137</b>	<b>126</b>	<b>1</b>	<b>1</b>	<b>0</b>	<b>707.0</b>	<b>682</b>	<b>379</b>	<b>358</b>	<b>128</b>	<b>41</b>	<b>198-3</b>	<b>760</b>	<b>27</b>	<b>0</b>	<b>.250</b>
<b>MINOR TOTALS</b>		<b>27-16</b>	<b>3.11</b>	<b>76</b>	<b>74</b>	<b>2</b>	<b>1</b>	<b>0</b>	<b>396.1</b>	<b>372</b>	<b>167</b>	<b>137</b>	<b>23</b>	<b>17</b>	<b>101-0</b>	<b>410</b>	<b>19</b>	<b>0</b>	<b>.243</b>

\* Led league # Tied for league lead

- 1- Selected by Tampa Bay in the 24th round of the 2009 June draft...did not sign.
- 2- Selected by Miami in the 1st round (9th overall) of the 2012 June draft.
- 3- Acquired by Los Angeles-NL from Miami, along with C Austin Barnes, RHP Chris Hatcher and INF/OF Enrique Hernández, in exchange for INF Dee Strange-Gordon, RHP, Dan Haren, INF Miguel Rojas and cash considerations on Dec. 11, 2014.
- 4- Acquired by Los Angeles-AL from Los Angeles-NL in exchange for INF Howie Kendrick on Dec. 11, 2014.
- 5- On injured list, April 6, 2016-end of season, with a left flexor mass strain.
- 6- On injured list, April 1-Aug. 8, 2017, with a UCL injury...included rehab assignments with AZL Angels, July 13-26 and Salt Lake, Aug. 1-12.
- 7- On injured list, March 28-April 13, 2018, with left elbow inflammation...included rehab assignment with Inland Empire, April 6.
- 8- On injured list, March 27-May 26, 2019, with left elbow inflammation...included rehab assignment with Salt Lake, May 20.
- 9- On injured list, July 20-Aug. 10, 2019, with left shoulder inflammation.
- 10- Acquired by New York-AL from Los Angeles-AL, along with cash considerations, in exchange for RHP's Janson Junk and Elvis Peguero on July 30, 2021.
- 11- Signed by Los Angeles-NL as a free agent on Nov. 10, 2021.
- 12- On injured list, April 20-June 19, 2022, with left shoulder discomfort...included rehab assignments with Oklahoma City, June 4-9 and Tulsa, June 14.
- 13- On injured list, June 24-July 27, 2022, with left shoulder inflammation...included rehab assignments with Rancho Cucamonga, July 16 and ACL Dodgers, July 21.
- 14- Signed by Texas as a free agent on Dec. 9, 2022.

## POSTSEASON RECORD

SERIES	CLUB	W-L	ERA	G	GS	CG	SHO	SV	IP	H	R	ER	HR	HB	BB-I	SO	WP	BK	AVG
2022 NLDS	LAD vs. SD	0-0	3.00	1	0	0	0	0	3.0	3	1	1	1	0	2-0	4	0	0	.250

## CAREER FIELDING

P	PCT	G	PO	A	E	TC	DP
<b>Totals</b>	<b>.979</b>	<b>137</b>	<b>38</b>	<b>57</b>	<b>2</b>	<b>97</b>	<b>6</b>

## CAREER HIGHS

**Innings:** 9.0, June 5, 2018 vs. KC  
**Strikeouts:** 14, Aug. 20, 2019 at TEX  
**Walks:** 5, 2x, last May 19, 2018 vs. TB  
**Winning Streak:** 5, June 30-July 26, 2015  
**Losing Streak:** 3, 4x, June 15-29, 2021

FRONT OFFICE

COACHES

PLAYERS

2022 REVIEW

OPPONENTS

RECORDS

DEVELOPMENT

MEDIA





LHP #52

# TAYLOR HEARN

L BATS L THROWS  
6'6" HEIGHT 235 WEIGHT  
28 OPENING DAY AGE

BORN Aug. 30, 1994 in Roysce City, TX  
RESIDES Rockwall, TX  
ACQUIRED In a trade with Pittsburgh on July 31, 2018  
CONTRACT STATUS Signed through 2023  
SERVICE TIME 3.125 OPTIONS USED 2/3

FRONT OFFICE

COACHES

PLAYERS

2022 REVIEW

OPPONENTS

RECORDS

DEVELOPMENT

MEDIA

**CAREER:** The Dallas-area product is has served in a dual role for Texas as reliever and starter across the last 2 seasons, making 87 appearances/24 starts with the club over that span... his 204.1 innings pitched in 2021-22 are the 2nd-most among Rangers hurlers behind only Dane Dunning (271.0 IP)...was a starter throughout his career in the minors, but has produced a lifetime 3.55 ERA (44 ER/111.2 IP) and 9.75 strikeouts per 9.0 innings figure as a reliever since making his Major League debut in 2019...an active participant in community efforts throughout his time with Texas, Hearn was the Rangers' nominee for the 2022 Roberto Clemente Award and the recipient of the 2022 Jim Sundberg Community Achievement Award...is entering his 5th full season in the Texas organization after being acquired in a 3-player trade with the Pittsburgh Pirates on 7/31/18...was drafted 3 times before signing with the Washington Nationals after being selected in the 5th round of the 2015 June draft.

**2022:** Split time between a relief and starting role across 3 stints with Texas: Opening Day-6/25, 7/15-25, and 8/2-end of season... set career highs in strikeouts (97), starts (13), and wins (6-tied) over 31 total appearances...opened the campaign as part of the Rangers rotation and went 4-5, 6.25 ERA (41 ER/59.0 IP) over 13 starts...pitched exclusively in relief over his final 18 outings of the season, going 2-3 with one save and a 3.51 ERA (16 ER/41.0 IP) in that span...opponents batted .305/.381/.496/.877 (75-246) with 9 HR in his starts vs. .208/.276/.318/.595 (32-154) with 2 HR when he entered out of the bullpen...also posted a significantly higher strikeouts per 9.0 innings figure as a reliever (9.44) than as a starter (8.24)...3.87 walks per 9.0 innings figure was 8th-highest in A.L. (min. 100.0 IP), but improved in his relief appearances (3.29) compared to his starts (4.27)...had 5 relief outings of 3.0+ SHO IP, the most by a Ranger since Josh Rupe in 2008 (also 5)...recorded 1st career save 8/21 at MIN (3.0 IP, 0 H, 0 R, 0 BB, 5 SO)...posted slightly reverse splits, as LHB hit .270 (24-89) while RHB hit .267 (83-311)...opp. BA by time thru lineup: 1st (.252), 2nd (.287), 3rd (.297)...retired 1st batter faced (relief only) 16 of 18 (88.9%) times

**ROUND ROCK:** Went 1-0 with a 6.00 ERA (8 ER/12.0 IP) and 20 SO/6 BB over 3 G/2 GS for Round Rock (AAA)...was named Pacific Coast League Pitcher of the Week for 7/4-10 after start on 7/8 vs. Albuquerque (5.0 IP, 1 H, 1 R-ER, 2 BB, 9 SO, 1 HR, 76 pitches/48 strikes).

**2021:** Split time in the bullpen and rotation in his 1st full MLB season, going 6-6 with a 4.66 ERA (54 ER/104.1 IP) in 42 games/11 starts and finishing among staff leaders in relief strikeouts (2nd, 55), wins (T3rd, 6), and games (T3rd, 42)... was one of 2 MLB players to make 30+ relief appearances and 10+ starts in 2021 (ARI's Caleb Smith, 45 G/13 GS) and just the 3rd Ranger to ever do that in one season, joining Mike Jeffcoat in 1990 (44 G/12 GS) and Jim Umbarger in 1975 (56

G/12 GS)...selected Rangers Player of the Month for July (0-1, 1.72, 3 ER/15.2 IP), his first monthly award...opponents batted .247/.321/.424/.745 (96-389) with 17 HR...went 2-2, 3.54 (21 ER/53.1 IP) with 55 SO (9.3 SO/9) and 27 BB (4.56 BB/9) in 31 relief outings and 4-4, 5.82 (33 ER/51.0 IP) with 37 SO (6.5 SO/9) and 15 BB (2.65 BB/9) in 11 starts, including 8 straight starts to finish the year...career-high 7 K's on 4/12 at TB matched most in club history by a relief pitcher in 3.0-or-fewer innings (also Ron Mahay on 8/18/03 at DET and Kenny Rogers on 7/27/91 vs. DET)...had 10.2-inning scoreless streak from 4/25-5/19...1st career win as starter, 8/24 at CLE...had 3 consecutive walkless quality starts, 8/29-9/12, tying a club record done 3 times previously: Colby Lewis (3, 4/11-22/12), Derek Holland (3, 9/2-12/14), Kolby Allard (3, 8/4-15/21)... recorded at least one strikeout in 18 straight relief outings 4/20-6/30, the longest strikeout streak by a left-handed relief pitcher in WSH/TEX franchise history...selected as winner of the Richard Durrett Hardest Working Man Award by the DFW chapter of the Baseball Writers' Association of America...**2020:** Posted a 3.63 ERA (7 ER/17.1 IP) in 14 relief outings, 2nd-most among Texas LHP (15-Brett Martin)...allowed just 2 R-1 ER over last 6 G (8.1 IP) to drop season ERA from 6.00 to 3.63...did not break camp on the active roster, but was recalled from the Alternate Training Site on 8/10 and remained with the big league club thru the end of the season...exhausted his rookie status due to time spent on the active roster...had 23 SO/11 BB (11.94 SO/9), 2nd-most relief strikeouts among TEX pitchers (Jonathan Hernández-31)...had 21 K's last 10 G (12.2 IP), incl. season-high 5 K's on 8/22 at SEA (2.0 IP)...**2019:** Recalled from Nashville on 4/25 and made his ML debut in a start that night at SEA (0.1 IP, 3 H, 5 R-4 ER, 4 BB, 0 SO, 0 HR), taking loss in Rangers' 14-2 defeat...it was the fewest outs recorded by a starter making his ML debut since Texas' Wilson Alvarez faced 5 batters (3 H/2 BB) without recording an out on 7/24/89 vs. TOR...was placed on 10-day IL the following day with a left elbow ligament sprain and did not pitch in another game in '19...transferred to the 60-day IL on 6/7...marked 1st season to pitch above the Double-A level...tabbed by *Baseball America* as Texas' 7th-best prospect entering the season...**2018:** Acquired from the Pirates, along with a PTBNL, in exchange for Keone Kela on 7/31...logged a career-best 129.0 IP, compiling the lowest WHIP (1.171) of his career and his 3.3 BB/9 were fewest since pro debut in 2015 (2.8 BB/9 in 48.0 IP)...opponents batted .216/.289/.335/.624... opened season with Altoona (AA) in the PIT organization and was tabbed the 19th-best prospect in the Eastern League by *Baseball America*...also named an EL Mid-Season All-Star... began season as the Pirates' 9th-best prospect according to *Baseball America*...**2017:** Entered the season rated by *Baseball America* as having the "Best Fastball" in Pittsburgh's minor league system...spent the final 2 months of the season on the DL, 7/15-9/14 w/ a right oblique strain and made one start with the GCL Pirates on a rehab assignment...went 2-0 with a 3.06

ERA and 14 strikeouts in 8 games/4 starts for Glendale in the Arizona Fall League...**2016:** Combined to go 2-1 with a 2.44 ERA (14 ER/51.2 IP) over 18 games/7 starts in the WAS and PIT organizations...entered season rated as WAS' 25th-best prospect according to MLB.com and 28th according to *Baseball America*...was acquired by the Pirates, along with LHP Felipe Rivero, in exchange for RHP Mark Melancon on 7/30...posted a 1.50 ERA (2 ER/12.0 IP) over 3 starts with West Virginia (A), his 1st action in the Pittsburgh organization...**2015:** Split 1st pro season between GCL Nationals and Auburn (Short-A), going 1-5 with a 3.56 ERA (19 ER/48.0 IP) over 12 games/11 starts.

**COMMUNITY:** For his outstanding work in the community, was recognized as the Texas Rangers' 2022 Roberto Clemente Award nominee and the recipient of the 2022 Jim Sandberg Community Achievement Award...as part of the annual program, each MLB Club nominates one player to be considered for the league-wide award in tribute to Clemente's achievements and character...was celebrated as the team's nominee during pre-game ceremonies on 9/20 vs. LAA...has frequently supported youth sports, including athletes at the Texas Rangers Youth Academy, participated in several #ALLWIN Texas Campaigns, and created holiday giving initiatives...last June, hosted a free ProCamp at the Texas Rangers Youth Academy for over 100 athletes from first through eighth grades in conjunction with the Negro Leagues Baseball Museum...sponsored a youth baseball team in Tema, Ghana, promoting the sport of baseball in Africa by sending equipment, t-shirts, and monetary contributions...hosted his first Taylor Hearn Woodbat Classic in October of last year...due to inclement weather, the tournament shifted to an exclusive meet-and-greet with Rangers players and an afternoon of games, including Blitz Ball, for the participating athletes...re-scheduled his wood-bat youth tournament as the Turkey Trot Classic in November...in December 2022, hosted his second annual "Week of Giving," taking a group of deserving

kids on a holiday shopping spree and providing dinner for over 100 residents at the Arlington Life Shelter...has also donated his time and efforts to the Alzheimer's Association to honor his late grandmother, who passed away from the disease...created and sold a custom t-shirt in her memory with proceeds benefiting the Alzheimer's Association, and in 2021, partnered with the Big League Impact #ALLWIN Texas Campaign to benefit the Alzheimer's Association of Dallas...has frequently been involved with community initiatives as part of The Players Alliance and Outerstuff.

**PERSONAL/AMATEUR:** Taylor Lynn Hearn...engaged to his fiancé, Andrea Janette Hawkins, on 10/15/22...is a 2012 graduate of Royse City High School, where his no. 21 was retired by the school in 2017...as part of the jersey retirement ceremony, Royse City declared Feb. 23, 2017 as "Taylor Hearn Day"...grandfather, Cleo, was the 1st African American to attend college on a rodeo scholarship and started producing the Texas Black Rodeo in 1971...Cleo was the 1st African American to win a major calf roping event in 1970 at the Denver National Rodeo and has a star on the Texas Trail of Fame in the Fort Worth Stockyards...Taylor competed in calf roping competitions until high school...pitched collegiately at San Jacinto College in Houston and Oklahoma Baptist University...went 9-0 with a 3.50 ERA in 15 games/13 starts for Oklahoma Baptist in 2015...struck out 71 batters in 64.1 innings of work; his 9 wins ranked T3rd in the NAIA Sooner Athletic Conference while his 71 strikeouts ranked 10th...originally selected by Pittsburgh in the 22nd round of the 2012 June Draft, but did not sign...also selected by Cincinnati in the 36th round of the 2014 MLB Draft, but did not sign, and by Minnesota in the 25th round of the 2014 MLB Draft, but did not sign.

## CAREER RECORD

YEAR	CLUB	W-L	ERA	G	GS	CG	SHO	SV	IP	H	R	ER	HR	HB	BB-I	SO	WP	BK	AVG
2015	GCL Nationals—1, 2, 3, 4	0-0	0.00	2	1	0	0	0	5.0	4	1	0	0	0	2-0	7	0	0	.250
	Auburn	1-5	3.98	10	10	0	0	0	43.0	49	22	19	2	2	13-0	38	4	0	.280
2016	Hagerstown	1-0	3.18	8	2	0	0	0	22.2	25	13	8	3	0	7-0	31	3	0	.278
	GCL Nationals	0-0	1.42	2	2	0	0	0	6.1	2	1	1	0	6-0	8	1	0	.105	
2017	West Virginia—5	1-1	1.99	8	3	0	0	0	22.2	15	6	5	2	0	10-0	36	4	0	.183
	Bradenton	4-6	4.12	18	17	0	0	0	87.1	65	41	40	8	2	37-0	106	6	1	.207
2018	GCL Pirates	0-0	0.00	1	1	0	0	0	2.0	0	0	0	0	0	0-0	3	0	0	.000
	Altoona	3-6	3.12	19	19	2	1	0	104.0	75	41	36	6	3	38-1	107	6	0	.198
2019	Frisco—6	1-2	5.04	5	5	0	0	0	25.0	29	14	14	5	0	9-0	33	0	1	.284
	Nashville	1-3	4.05	4	4	0	0	0	20.0	14	9	9	3	3	10-0	26	1	0	.200
2020	Texas—7	0-1	108.00	1	1	0	0	0	0.1	3	5	4	0	0	4-0	0	0	0	.750
	Texas	0-0	3.63	14	0	0	0	0	17.1	13	8	7	2	1	11-0	23	2	0	.206
2021	Texas	6-6	4.66	42	11	0	0	0	104.1	96	58	54	17	3	42-1	92	6	0	.247
2022	Texas	6-8	5.13	31	13	0	0	1	100.0	107	60	57	11	3	43-0	97	3	0	.268
	Round Rock	1-0	6.00	3	2	0	0	0	12.0	8	8	8	3	0	6-0	20	1	0	.190
	MAJOR TOTALS	12-15	4.95	88	25	0	0	1	222	219	131	122	30	7	100-1	212	11	0	.256
MINOR TOTALS		13-23	3.60	80	66	2	1	0	350	286	156	140	33	10	138-1	415	26	2	.221

\* Led league # Tied for league lead

- 1- Selected by Pittsburgh in the 22nd round of the 2012 June draft...did not sign.
- 2- Selected by Cincinnati in the 36th round of the 2013 June draft...did not sign.
- 3- Selected by Minnesota in the 25th round of the 2014 June draft...did not sign.
- 4- Selected by Washington in the 5th round of the 2015 June draft...signed by Ed Gustafson.
- 5- Acquired by Pittsburgh from Washington, along with LHP Felipe Vazquez, in exchange for RHP Mark Melancon on July 30, 2016.
- 6- Acquired by Texas from Pittsburgh, along with a player to be named later (INF Sherten Apostel), in exchange for RHP Keone Kela on July 30, 2018.
- 7- On injured list, April 26, 2019-end of season, with left elbow ligament sprain.

## CAREER FIELDING

P	PCT	G	PO	A	E	TC	DP
Totals	.813	88	3	10	3	16	0

## CAREER HIGHS

**Innings:** 7.0, Sept. 5, 2021 at LAA  
**Strikeouts:** 7, 2x, last July 15, 2022 vs. SEA  
**Walks:** 4, 5x, last June 2, 2022 vs. TB  
**Winning Streak:** 4, Aug. 24-Sept. 12, 2021  
**Losing Streak:** 4, Sept. 17, 2021-April 26, 2022

FRONT OFFICE

COACHES

PLAYERS


2022 REVIEW

OPPONENTS

RECORDS

DEVELOPMENT

MEDIA



C #28

# JONAH HEIM

S BATS R THROWS  
6'4" HEIGHT 220 WEIGHT  
27 OPENING DAY AGE

BORN June 27, 1995 in Buffalo, NY  
RESIDES Waxahachie, TX  
ACQUIRED In a trade with Oakland on Feb. 6, 2021  
CONTRACT STATUS Signed through 2023  
SERVICE TIME 2.097 OPTIONS USED 1/3

FRONT OFFICE

COACHES

PLAYERS

2022 REVIEW

OPPONENTS

RECORDS

DEVELOPMENT

MEDIA

**CAREER:** The 27-year-old switch-hitting backstop is coming off a successful season as the Rangers' primary catcher in which he set career bests in nearly every offensive category...selected by the Dallas-Fort Worth chapter of the Baseball Writers' Association of America as winner of the 2022 Richard Durrett Hardest Working Ranger Award after making the 3rd-most starts at catcher in the A.L. (102)...is entering his third year in the Texas organization after being acquired from the Oakland A's in a trade on 2/6/21...the 6-foot-4, 220-pound Buffalo-area native has rated among the best defensive catchers in baseball since making his big league debut with the A's in 2020...has appeared exclusively at catcher on defense in his professional career, and has thrown out 21 of 111 (18.9%) attempted base stealers in the Majors...originally selected by Baltimore in the fourth round of the 2013 June draft, Heim was traded to Tampa Bay in 2016 and then traded to Oakland prior to the 2018 season...at the time of his trade to Texas, was rated as a top Oakland prospect by *Baseball America* (8th) and MLB Pipeline (9th).

**2022:** Established career highs in all 4 slash categories (.227/.298/.399/.697), hits (92), home runs (16), RBI (48), runs (51), and total bases (162)...selected by the DFW chapter of the BBWAA as winner of the Richard Durrett Hardest Working Ranger Award...played in career-high 127 games and led club with 102 starts at catcher...switch-hitter batted .267/.333/.500/.833 (32-120) with 6 HR vs. LHP and .210/.283/.357/.640 (60-286) with 10 HR vs. RHP...slashed .262/.313/.467/.781 (60-229) with 12 HR and 33 RBI over 69 games prior to the All-Star break and .181/.279/.311/.589 (32-177) with just 4 HR and 15 RBI across 58 games in the 2nd half...48 RBI were the most by a Rangers catcher since Robinson Chirinos in 2018 (65) and 51 runs scored were most by a Texas backstop since Gerald Laird in 2008 (54)...finished with 37 extra-base hits (16 HR, 1 3B, 20 2B), 35 of which came as a catcher...marked the most XBH as a catcher by a Ranger since A.J. Pierzynski in 2013 (also 35)...had career-high 3 XBH (all 2B) on 7/24 at OAK, tying club record for 2B in a game (35x, last E. Andrus, 8/4/17 at MIN)...became 1st Texas catcher with 3+ XBH since Robinson Chirinos on 6/22/17 vs. TOR (HR, 2 2B) and just the 2nd catcher in club history with 3 2B's in a game (Rod Barajas, 7/20/04 vs. CWS).

**BEHIND THE PLATE:** Registered career-low 3.90 catcher ERA, 9th-lowest among A.L. qualifiers and far below club's season average (4.22)...Texas went 48-54 (.471) in his starts behind the plate and 20-40 (.333) in games started by other backstops...was ranked among the top catchers in MLB (min. 500.0 inn. caught) by 3 statistical sites that measure pitch framing: Baseball Savant (2nd), FanGraphs (T2nd), Baseball Prospectus (3rd)...threw out career-best 12 of 69 (17.4%) base stealers...900.2 innings caught were 7th-most in MLB/4th in A.L. to OAK's Sean Murphy (1004.0), HOU's Martin Maldonado (948.2), and SEA's Cal Raleigh (917.0)...1st Ranger to catch 900.0+ innings since A.J. Pierzynski in 2013 (1005.0).

**HOME RUNS:** Has hit 25 of 26 career home runs as a catcher, already the 7th-most HR as a catcher in Rangers history and T8th-most in the American League over the last 2 seasons (2021-22)...16 HR as a catcher in 2022 were T2nd-most in A.L. (24-SEA's Cal Raleigh)...just the 5th catcher in club history (min. 75% of G at C) to hit 15+ HR in a season, joining Iván Rodríguez (8x, last 2002), Robinson Chirinos (2x, last 2018), Rod Barajas (2x, last 2005), and A.J. Pierzynski (2013)...joined Rodríguez as the only other catcher in Texas history to have multiple 10+ HR seasons prior to age-28 season (also 10 HR in 2021)...hit his 1st career grand slam off Shohei Ohtani as part of 5-RBI game (career high) on 4/14/22 vs. LAA...marked the 1st slam by a TEX catcher since Bobby Wilson on 5/14/16 vs. TOR and the 1st ever grand slam off Ohtani at MLB level...hit 9 of his 10 HR in 2021 as a catcher, setting a Texas rookie record...hit walk-off HR in 2 straight (7/31-8/1/21 vs. SEA), 1st Ranger ever and 1st rookie in MLB history to hit walk-off HR in consecutive team games (Elias Sports Bureau)...the first rookie in TEX history w/ multiple walk-off HR in a single season, 1st Ranger overall since Nelson Cruz in 2009 (3)...HR's in 3 straight (4 total HR) from 7/31-8/1/21...7/31/21 vs. SEA: 1st career 2-HR game (one RH, one LH), 1st rookie ever with HR from both sides of the plate, incl. a walk-off HR (Elias)...last player was NYY's Nick Swisher on 9/8/09 vs. TB and last catcher was SEA's Donnie Scott on 4/29/85 vs. MIL...Heim became first Ranger with HR from both sides of the plate in a game since Milton Bradley on 6/3/08 vs. CLE, just 2nd TEX rookie to ever do it (Ruben Sierra on 9/13/86 at MIN)...hit first career HR 4/6/21 vs. TOR.

**2021:** Split catching duties with Jose Trevino in his first year in the Texas organization...batted .196/.239/.358/.598 (52-265) with 10 HR and 32 RBI...was the first Texas backstop to hit double-digit HR's in a campaign since Robinson Chirinos in 2018 (18 HR)...switch-hitter slashed .174/.225/.321/.547 (33-190) vs. RHP and .253/.275/.453/.728 (19-75) vs. LHP...on 7/16 and 7/18(G2) at TOR (in Buffalo), became the 1st player born in Buffalo to play a Major League game in the city since OF John Gillespie on Oct. 1, 1890 with the Buffalo Bisons...8 CS were most by a Rangers rookie catcher since Taylor Teagarden in 2009 (15)...missed 7 games during stint on COVID-19 Related Injured List (8/24-31), and would hit .143 (7-49) in 14 G after his return to finish the year...**2020:** Began the year at A's Alternate Site but was recalled on 8/24 and spent duration of season with Oakland, batting .211 with no XBH and 5 RBI in 13 G/12 GS...was on OAK postseason roster for both the Wild Card round and ALDS, but did not see any action...did not commit an error in 111 total chances in his 12 starts at catcher, throwing out 1 of 3 attempted base stealers...was on A's Taxi Squad for each of 1st 3 road trips before being added to the active roster on 8/24...made ML debut on 8/25 at TEX, going 1-for-3 in start at catcher...singled off Kyle Gibson in 7th inn. at Globe Life Field for his 1st ML hit...collected 1st RBI on 9/5 vs. SD, going 2-for-4 with 2 RBI in 1st multi-hit game.

FRONT OFFICE

COACHES

PLAYERS

2022 REVIEW

OPPONENTS

RECORDS

DEVELOPMENT

MEDIA

**2019:** Combined to bat .310 with 9 HR and 53 RBI over 85 G with Midland (AA) and Las Vegas (AAA)...set career highs in BA, OBP (.385), SLG (.477), and OPS (.863)...hit .402 with RISP...made 65 starts at catcher, and threw out 26 of 50 (52.0%) attempted base stealers...promoted to Las Vegas on 6/9...hit .500 (19-38) with 3 HR and 11 RBI over 1st 13 games with the Aviators...on IL, 7/20-8/4 with strained left thigh...transferred to Midland on 8/21, but sent back to Las Vegas on 9/3 for postseason...hit .316 (6-19) with a HR, 2 2B, 4 R, 4 RBI, and 2 BB while appearing in all 5 G of PCL semifinal series against Sacramento (3 as DH, 2 at C)...played for Toros del Este in the Dominican Winter League following the season...**2018:** Combined to bat .258 with 8 HR and 60 RBI in career-high 119 G for Stockton (High-A) and Midland in 1st season in A's system...career bests in R (57), H (116), 2B (25), XBH (34), BB (39)...had 19-G hit streak in California League from 4/20-5/12...started for North in CL ASG on 6/19 at Lancaster and went 2-for-3 with a RBI...promoted to Double-A on 7/10...at that point, ranked among CL leaders in RBI (16th, 49), hits (18th, 91), and 2B (18th, 21)...**2017:** Combined to bat .260 with 9 HR and 61 RBI over 93 G with Bowling Green (A) and Charlotte (High-A) in final season in TB system...hit 8 of 9 HR in 6th-or-later, and posted .385 BA in 9th inning...threw out 30 of 67 (44.8%) attempted base stealers behind the plate...promoted on 8/2...**2016:** Combined to hit .217 with 8 HR and 33 RBI in 102 G with Frederick (A) and Charlotte (High-A)...began year with

Frederick in BAL system and was a Carolina League Midseason All-Star...started ASG at catcher vs. California League on 6/21 at Lake Elsinore, going 1-for-3...traded on 8/1 for Steve Pearce...for the year, threw out 32 of 101 (31.7%) attempted base stealers...**2015:** Limited to 45 games as he missed 3 months on the IL (5/27-8/30) with a sprained left foot...threw out 13 of 49 (26.5%) attempted base stealers...was ranked by *Baseball America* as the Best Defensive Catcher and the No. 15 prospect in the Orioles organization following the season...**2014:** Started and ended the season at Aberdeen, with six weeks with GCL O's in between...combined to hit .196 with a HR and 7 RBI in 46 G...threw out 29 of 87 (33.3%) potential base stealers...led GCL catchers in assists (34) and double plays (5)...hit his first professional home run 6/19 at Staten Island...**2013:** Made pro debut with GCL O's...threw out 12 of 32 (37.5%) attempted base stealers...went 1-for-2 with RBI on 7/13 vs. Rays, 1st pro hit and RBI.

**PERSONAL/AMATEUR:** Jonah Nathan Heim...he and wife Mackenzie have a son, Nash (born 1/21/21), and daughter, Luxx (born 4/28/22)...originally signed by Baltimore scout Kirk Fredriksson...graduated from Amherst (NY) High School...hit .522/.614/.836 as a senior...originally committed to Michigan State University before signing with the Orioles.

## CAREER RECORD

YEAR	CLUB	AVG	G	AB	R	H	TB	2B	3B	HR	RBI	SH	SF	BB-1	SO	SB	CS	HP	GDP	OBP	SLG
2013	GCL Orioles—1	.185	27	81	8	15	20	5	0	0	4	0	0	10-0	13	1	1	0	5	.275	.247
2014	Aberdeen	.143	20	70	2	10	15	2	0	1	2	0	1	2-0	15	0	0	0	3	.164	.214
	GCL Orioles	.244	26	78	8	19	28	9	0	5	1	0	1	6-0	9	3	0	1	1	.306	.359
2015	Delmarva	.248	43	149	13	37	50	8	1	16	0	1	6-0	26	0	0	1	3	.280	.336	
	GCL Orioles	.333	2	6	2	2	3	1	0	0	2	0	0	1-0	0	0	0	0	0	.429	.500
2016	Frederick	.216	88	291	30	63	100	14	1	7	30	2	1	33-0	51	2	0	2	7	.300	.344
	Charlotte—2	.222	14	45	4	10	14	1	0	1	3	0	0	2-0	11	0	0	0	0	.255	.311
2017	Bowling Green	.268	77	291	45	78	124	17	1	9	53	0	3	27-0	57	0	1	0	4	.327	.426
	Charlotte—3	.218	16	55	3	12	15	3	0	0	8	0	2	3-0	17	1	0	1	1	.262	.273
2018	Stockton	.292	80	312	41	91	135	21	1	7	49	0	4	29-0	60	3	1	3	5	.353	.433
	Midland	.182	39	137	16	25	32	4	0	1	11	3	3	10-0	22	0	0	1	4	.238	.234
2019	Midland	.282	50	181	20	51	78	12	0	5	34	0	1	24-2	27	0	1	2	5	.370	.431
	Las Vegas	.358	35	106	22	38	59	9	0	4	19	0	2	11-0	18	0	0	0	2	.412	.557
<b>2020</b>	<b>Oakland—4</b>	<b>.211</b>	<b>13</b>	<b>38</b>	<b>5</b>	<b>8</b>	<b>8</b>	<b>0</b>	<b>0</b>	<b>0</b>	<b>5</b>	<b>0</b>	<b>0</b>	<b>3-0</b>	<b>3</b>	<b>0</b>	<b>0</b>	<b>0</b>	<b>1</b>	<b>.268</b>	<b>.211</b>
<b>2021</b>	<b>Texas—5</b>	<b>.196</b>	<b>82</b>	<b>265</b>	<b>22</b>	<b>52</b>	<b>95</b>	<b>13</b>	<b>0</b>	<b>10</b>	<b>32</b>	<b>1</b>	<b>3</b>	<b>15-0</b>	<b>58</b>	<b>3</b>	<b>1</b>	<b>1</b>	<b>8</b>	<b>.239</b>	<b>.359</b>
<b>2022</b>	<b>Texas—6</b>	<b>.227</b>	<b>127</b>	<b>406</b>	<b>51</b>	<b>92</b>	<b>162</b>	<b>20</b>	<b>1</b>	<b>16</b>	<b>48</b>	<b>0</b>	<b>2</b>	<b>41-0</b>	<b>87</b>	<b>2</b>	<b>0</b>	<b>1</b>	<b>10</b>	<b>.298</b>	<b>.399</b>
<b>MAJOR TOTALS</b>		<b>.214</b>	<b>222</b>	<b>709</b>	<b>78</b>	<b>152</b>	<b>265</b>	<b>33</b>	<b>1</b>	<b>26</b>	<b>85</b>	<b>1</b>	<b>5</b>	<b>59-0</b>	<b>148</b>	<b>5</b>	<b>1</b>	<b>2</b>	<b>19</b>	<b>.275</b>	<b>.374</b>
<b>MINOR TOTALS</b>		<b>.250</b>	<b>517</b>	<b>1802</b>	<b>214</b>	<b>451</b>	<b>673</b>	<b>106</b>	<b>4</b>	<b>36</b>	<b>236</b>	<b>6</b>	<b>18</b>	<b>164-2</b>	<b>326</b>	<b>10</b>	<b>4</b>	<b>11</b>	<b>40</b>	<b>.314</b>	<b>.374</b>

\* Led league # Tied for league lead

- 1- Selected by Baltimore in the 4th round of the 2013 June draft...signed by Kirk Fredriksson.
- 2- Acquired by Tampa Bay from Baltimore in exchange for INF Steve Pearce on Aug. 1, 2016.
- 3- Acquired by Oakland from Tampa Bay as a player to be named later on Dec. 19, 2017, completing the Dec. 11, 2017 trade that sent INF Joey Wendle to Tampa Bay.
- 4- Acquired by Texas from Oakland, along with OF Khris Davis and RHP Dane Acker, in exchange for SS Elvis Andrus, C Aramis Garcia and cash considerations on Feb. 6, 2021.
- 5- On COVID-19 Related Injured List, Aug. 24-30, 2021.
- 6- Placed on MLB Paternity Leave List, April 28-May 1, 2022.

## POSTSEASON RECORD

SERIES	CLUB	AVG	G	AB	R	H	TB	2B	3B	HR	RBI	SH	SF	BB-1	SO	SB	CS	HP	GDP	OBP	SLG
2020 ALWC	OAK vs. CWS													ON ROSTER - DID NOT PLAY							
2020 ALDS	OAK vs. HOU													ON ROSTER - DID NOT PLAY							

## CAREER FIELDING

C	PCT	G	PO	A	E	TC	DP
2020	1.000	12	105	6	0	111	0
2021	.995	78	557	25	3	585	3
2022	.997	111	839	37	3	879	3
<b>Totals</b>	<b>.996</b>	<b>201</b>	<b>1501</b>	<b>68</b>	<b>6</b>	<b>1575</b>	<b>6</b>

C (ADV.)	CS	SB	ATT	CS%	CERA	PB
2020	1	2	3	33.3	3.60	0
2021	8	31	39	20.5	4.51	3
2022	12	57	69	17.4	TBD	3
<b>Totals</b>	<b>21</b>	<b>90</b>	<b>111</b>	<b>18.9</b>	<b>TBD</b>	<b>6</b>

## CAREER HIGHS

**Hits:** 3, 7x, last Aug. 13, 2022 vs. SEA  
**Runs:** 3, 2x, last July 24, 2022 at OAK  
**Doubles:** 3, July 24, 2022 at OAK  
**Home Runs:** 2, July 31, 2021 vs. SEA  
**RBI:** 5, April 14, 2022 vs. LAA  
**Walks:** 2, 9x, last Aug. 24, 2022 at COL  
**Stolen Bases:** 1, 5x, last June 7, 2022 at CLE-G2  
**Hitting Streak:** 6, 2x, last July 5-11, 2022

## MULTI-HR GAMES (1)

July 31, 2021 vs. SEA

## GAME-ENDING HRS (1)

July 31, 2021 vs. SEA (Castillo)

## GRAND SLAMS (1)

April 14, 2022 vs. LAA (Ohtani)

## RICHARD DURRETT HARDEST WORKING RANGER

In November 2014, the Dallas-Fort Worth Chapter of the Baseball Writers' Association of America announced a new annual Texas Rangers award in memory of Richard Durrett. The Richard Durrett Hardest Working Ranger Award is presented annually to a player who demonstrates significant improvement over the previous season or seasons through hard work. The award is named for Richard Durrett, who covered the Rangers for over a decade with the *Dallas Morning News* and ESPNDallas.com before his sudden passing on June 17, 2014 at the age of 38.

List of award winners:

<b>2014</b>	Robinson Chirinos	<b>2017</b>	Jake Diekman	<b>2020</b>	Jose Trevino
<b>2015</b>	Robinson Odor	<b>2018</b>	Jurickson Profar	<b>2021</b>	Taylor Hearn
<b>2016</b>	Elvis Andrus	<b>2019</b>	Willie Calhoun	<b>2022</b>	Jonah Heim



OF #38

# ELIER HERNÁNDEZ

R BATS R THROWS

6'3" HEIGHT 200 WEIGHT

28 OPENING DAY AGE

**BORN** Nov. 21, 1994 in San Cristóbal, Dominican Republic

**RESIDES** San Cristóbal, Dominican Republic

**ACQUIRED** Signed to a minor league contract on March 21, 2022

**CONTRACT STATUS** Signed through 2023

**SERVICE TIME** 0.037 **OPTIONS USED** 0/3

NON-ROSTER INVITEE

**CAREER:** The 28-year-old Hernández will be in Major League spring camp after re-signing with Texas to a minor league contract on Jan. 27, 2023...made his MLB debut over 14 games with the Rangers in 2022, his 10th professional season, but spent the bulk of the year at Triple-A...spent this offseason with Escogido of the Dominican Winter League, batting .213 with one HR and 8 RBI over 25 G...has 39 HR in the minors over the past 3 seasons, after combining for just 28 HR in his first 7 years as a pro...a 2-time mid-season All Star (2015, 2018), Hernández originally signed with Texas on 12/28/20 after spending first 8 seasons with Kansas City...winner of the Mike Sweeney Award in 2017 honoring the player who best represents the KC organization on and off the field...originally signed by the Royals as a non-drafted free agent in 2011.

**2022:** Made MLB debut with Texas on 7/14 after batting .295 (61-207) and blasting 11 HR with 35 RBI over first 62 G with Round Rock (AAA)...recorded 2 hits against Mariners in 1st big-league game, including reaching base in 3 of his first 4 G...played in 14 G while hitting .182/.200/.242/.442 at the MLB level...sent back

down to Round Rock where he finished the last two weeks (13 G) going 21-for-53 (.396) including 7 multi-hit contests...paced the Express in TB (167), 2B (21) and 3B (6) in season totals, while lowering his strikeout rate to just 18.2%...registered starts at RF (44), 1B (24), CF (14) DH (7) and LF (4) at Triple-A.

**2021:** Split time between Double-A Frisco and Round Rock in 1st full professional season with Texas, slashing .231/.292/.394/.685...broke out in July with Round Rock, hitting .300 (27-90) to go along with 13 XBH after his promotion on 6/12...played in the Colombian Professional Baseball League with the Vaqueros, posting a .301 while leading the club in hits (40)...**2020:** Did not see official game action after minor league season was canceled due to pandemic...signed with Texas as a minor league free agent on 12/28...slashed .317/.455/.535/.990 (32-101) with 5 HR and 21 RBI for Vaqueros of the Colombian Professional Baseball League...recorded more walks (25) than strikeouts (22)...**2019:** Batted .245 (97-396) with a career-high 10 home runs and 36 RBI over 112 games for Triple-A Omaha...hit .208 (16-77) in 30 games with Gigantes del Cibao in the

# E. HERNÁNDEZ CONTINUED

FRONT OFFICE

COACHES

PLAYERS

2022 REVIEW

OPPONENTS

RECORDS

DEVELOPMENT

MEDIA

Dominican Winter League...granted free agency on 11/4...**2018**: Named a Texas League mid-season All-Star and combined to bat .285/.330/.374 (138-484) with 30 doubles, 3 HR and 65 RBI in 131 G between Northwest Arkansas (AA) and Omaha...at the time of his promotion to Triple-A on 7/19, ranked 5th in the TL in hits (102) and T6th in doubles (22)...**2017**: Opened the year at Wilmington (A+), but was promoted to Northwest Arkansas on 5/11...suffered a season-ending injury on June 4...winner of the Mike Sweeney Award, which honors a player who best represents the KC organization on and off the field...**2016**: Hit .226 (113-500) and played in a career-high 134 games with Wilmington, which ranked 2nd in the Carolina League...**2015**: Named a South Atlantic League mid-season All-Star, batting

.281/.327/.411/.738 (71-253) with Lexington (A) prior to the break...**2014**: Spent the full season with Lexington...recorded 3 four-hit games, establishing his career high on 7/1 vs. Greensboro, going 4-for-5 with 4 singles...**2013**: Led the Pioneer League in triples (8), ranked 2nd in at-bats (289), hits (87), T4th in total bases (127) and T5th in games (66)...rated by *Baseball America* as the No. 11 prospect in the Pioneer League following the season...**2012**: Made his pro debut with Idaho Falls (R).

**NOTES**: Full name is Elier Jose Hernández...originally signed by Kansas City as a non-drafted free agent on 7/2/11...signed by Edis Pérez.

## CAREER RECORD

YEAR	CLUB	AVG	G	AB	R	H	TB	2B	3B	HR	RBI	SH	SF	BB-I	SO	SB	CS	HP	GDP	OBP	SLG
2012	Idaho Falls—1	.208	60	250	30	52	70	10	4	0	34	1	0	14-1	66	2	0	2	12	.256	.280
2013	Idaho Falls	.301	66	289	44	87	127	15	*8	3	44	2	4	18-0	62	9	2	6	7	.350	.439
2014	Lexington	.264	111	420	54	111	165	19	4	9	34	3	3	16-0	99	5	5	4	8	.296	.393
2015	Lexington	.290	74	290	37	84	122	19	2	5	42	3	2	14-0	73	6	5	5	4	.331	.421
	Wilmington	.232	50	177	15	41	55	7	2	1	12	0	5	10-0	47	4	2	4	5	.281	.311
2016	Wilmington	.226	134	500	51	113	155	28	4	2	43	1	5	30-0	120	8	5	10	11	.281	.310
2017	Wilmington	.307	30	124	15	38	63	7	3	4	27	0	1	4-1	35	1	0	2	7	.336	.508
	Northwest Ark.	.339	16	62	8	21	28	4	0	1	10	1	1	4-0	14	0	3	2	1	.391	.452
2018	Northwest Ark.	.287	91	355	45	102	135	22	1	3	50	2	4	14-0	71	10	8	6	9	.322	.380
	Omaha	.279	40	129	13	36	46	8	1	0	15	1	2	14-0	37	0	1	1	2	.349	.357
2019	Omaha	.245	112	396	50	97	144	13	2	10	36	2	1	25-0	116	8	5	4	15	.296	.364
2020	—2																				
2021	Frisco	.228	16	57	7	13	14	1	0	0	7	0	0	6-0	15	2	1	1	0	.313	.246
	Round Rock	.231	92	329	42	76	138	14	0	16	55	0	2	21-0	107	3	1	6	5	.288	.420
2022	Round Rock	.298	89	319	56	95	167	21	6	13	57	0	2	24-0	64	10	2	6	11	.356	.524
	Texas—3	.182	14	33	4	6	8	2	0	0	3	0	1	1-0	15	0	0	0	1	.200	.242
	<b>MAJOR TOTALS</b>	.182	14	33	4	6	8	2	0	0	3	0	1	1-0	15	0	0	0	1	.200	.242
	<b>MINOR TOTALS</b>	.261	981	3697	467	966	1429	188	37	67	466	16	32	214-2	926	68	40	59	97	.310	.387

\* Led league # Tied for league lead

- 1- Signed by Kansas City as a non-drafted free agent, July 2, 2011.
- 2- Granted free agency on Nov. 4, 2019...signed by Texas as a minor league free agent on Dec. 28, 2020.
- 3- Granted free agency on Nov. 11, 2022...re-signed by Texas as a minor league free agent on Jan. 19, 2023.

## CAREER FIELDING

OF	PCT	G	PO	A	E	TC	DP
2022	1.000	8	17	1	0	18	0
1B	PCT	G	PO	A	E	TC	DP
2022	1.000	1	7	1	0	8	0

## CAREER HIGHS

**Hits:** 2, July 14, 2022 vs. SEA  
**Runs:** 1, 4x, last Aug. 10, 2022 at HOU  
**Doubles:** 1, 2x, last July 27, 2022 at SEA  
**RBI:** 1, 3x, last July 31, 2022 at LAA  
**Walks:** 1, July 30, 2022 at LAA  
**Hitting Streak:** 2, 2x, last July 27-28, 2022





RHP #72

# JONATHAN HERNÁNDEZ

R BATS R THROWS  
6'3" HEIGHT 195 WEIGHT  
26 OPENING DAY AGE

BORN July 6, 1996 in Memphis, TN  
RESIDES Euless, TX  
ACQUIRED Signed as a non-drafted free agent on Jan. 30, 2013  
CONTRACT STATUS Signed through 2023  
SERVICE TIME 3.041 OPTIONS USED 2/3

FRONT OFFICE

COACHES

PLAYERS

2022 REVIEW

OPPONENTS

RECORDS

DEVELOPMENT

MEDIA

**CAREER:** The hard-throwing Hernández returned to the Rangers last summer after missing the entire 2021 campaign following 'Tommy John' ligament replacement surgery...has averaged 97.6 mph on his sinker since reaching the Major Leagues in 2019, the 10th-highest avg. velocity among MLB pitchers with at least 500 sinkers thrown over that span...has gone 9-5 with a 3.23 ERA in 65 games/2 starts spanning 3 big league seasons with Texas (2019-20, 2022), averaging 8.9 strikeouts per 9 innings with a 1.308 WHIP figure...broke out by posting 5-1 record and 2.90 ERA over 27 appearances in the pandemic-shortened 2020 season, earning selection as the Rangers' Rookie of the Year by the Dallas-Fort Worth chapter of the Baseball Writers' Association of America...served as a starting pitcher in the early portion of his professional career before switching to a full-time relief role at Double-A Frisco during the 2019 season...was consistently rated among the organization's top prospects since he was signed out of the Dominican Republic on 1/30/13 at age 16, owning a career 37-41 record and 3.80 ERA over 145 games/113 starts at the minor league level.

**2022:** In his return from 'Tommy John' surgery, joined bullpen in mid-July and posted 2-3 record, 4 saves, and 2.97 ERA (10 ER/30.1 IP) in 29 G...allowed earned runs in just one of 17 G from 8/13-9/29, including span of 10 G/11.0 IP without allowing an ER (1 R-0 ER) from 9/4-29...his 24 app. from 8/1-end of season ranked as 3rd-most on staff...averaged 98.0 mph with his sinker, the highest avg. velocity on Texas' staff and in 97th percentile in MLB (Statcast)...his SO/9 (8.01) and BB/9 (5.04) were both significant departures from his career averages entering the season, a product of his time missed following surgery...converted each of first 4 save tries from 7/31-8/15, but took blown save/losses in each of final 2 chances: 9/1 at BOS and 10/1 at LAA...in the loss at Fenway, permitted 4 runs while recording one out in the 9th after entering with an 8-5 lead...season debut on 7/16 vs. SEA was 1st MLB outing since 9/27/20 vs. HOU (657 days).

**REHAB:** On 60-day IL from Opening Day-7/15 as he returned from 4/12/21 'Tommy John' ligament replacement surgery on his right elbow...combined to go 0-2, 3.60 (6 ER/15.0 IP) w/ 13 BB/16 SO over 16 relief app. on injury rehab assignment with Round Rock (AAA) and Frisco (AA) from 6/3-7/13.

**2021/SURGERY:** Spent the entire year on the 60-day IL, as he had Tommy John ligament replacement surgery on his right elbow performed by Rangers Team Physician Dr. Keith Meister on 4/12/21...felt discomfort after live BP session on 3/6/21 at Nolan Ryan Field in Surprise...was shut down for 4 weeks, but opted for surgery after still having discomfort.

**2020:** In his 1st extended Major League action in 2020, Hernández led MLB with 31.0 relief innings and ranked T3rd

with 5 relief wins, 2nd-most among Rangers to only Lance Lynn (6)...also checked in among A.L. relief leaders in games (T6th, 27) and strikeouts (T12th, 31)...finished 6th among MLB rookie relievers in strikeouts (31)...joined Jim Kern (5 in 1979) as only pitchers in Washington/Texas franchise history with 5+ relief wins in the team's first 34 G of a season...was the 1st Texas reliever to open a season 5-0 since Tanner Scheppers in 2013...selected as Rangers Rookie of the Year by the DFW chapter of the BBWAA...compiled a 1.032 WHIP figure and held opponents to .218/.290/.327/.618 slash line with just 2 HR allowed over 27 relief appearances...from 8/2-9/1, Hernández allowed runs in just 2 of 14 outings, going 4-0 with a 1.04 ERA (2 ER/17.1 IP) in that span along with just 3 BB and 19 SO...recorded team-high 5 holds and has still yet to have a save opportunity in his ML career...held opponents homerless in 10 G/13.2 IP on the road...entered the year as the Rangers' 13th-best (MLB.com) and 17th-best (*Baseball America*) prospect, and was also rated by *BA* as having the organization's 'Best Slider'...**2019:** Found success following a second-half conversion to the bullpen in the minor leagues and earned a promotion to the Majors on 8/20, logging 9 G/2 GS for Texas in his 1st ML action...made ML debut on 8/21 vs. LAA (W, 2.1 SHO IP), becoming the 1st Ranger to record a win in his debut since Chi Chi Gonzalez on 5/30/15 vs. BOS...made 1st ML start as an 'opener' on 9/7 at BAL (2.2 IP, 3 R-1 ER), and took loss in other start as an 'opener' on 9/15 vs. OAK (2.2 IP, 3 R-ER)...spent balance of the season at Frisco (AA), posting a 5.78 ERA (52 ER/81.0 IP) as a starter from 4/5-7/9...converted to a full-time bullpen role on 7/25 and saw immediate improvement, with opp. slashing .184/.273/.204/.477 (9-49) over 6 relief appearances (15.0 IP) before promotion to the Majors...rated as Texas' 6th-best prospect entering the season by *Baseball America*...went 1-0, 1.86 (2 ER/9.2 IP) with 2 saves in 9 relief outings with Aguilas in the Dominican Winter League...**2018:** Went 8-6, 3.63 (49 ER/121.1 IP) in 22 G/GS with Frisco and Down East (A+)...his 134 SO ranked 2nd among Texas farmhands (138-A.J. Alexy)...named High Class A Pitcher of the Year by *Baseball America*...selected to Carolina League mid-season All-Star team...rated Best Breaking Pitch in the CL (BA)...named CL Pitcher of the Week for 5/28-6/3 following shutout performance on 5/30 vs. Buies Creek (8.0 SHO IP, 2 H, 1 BB, 11 SO)...**2017:** Combined to go 5-11 with a 4.03 ERA (50 ER/11.2 IP) over 23 games/22 starts with Hickory (A) and Down East...began season in Hickory and was promoted to Down East on 6/3...represented the Rangers at the All-Star Futures Game in Miami and retired the only batter he faced (COL's Ryan McMahon) in the 8th inning...**2016:** Logged a team-high 22 starts for Hickory, finishing T3rd among Texas farmhands with 10 wins...**2015:** Tabbed the 14th-best prospect in the AZL by *Baseball America*...posted the 3rd-lowest ERA among all Texas minor leaguers...**2014:** Returned to DSL Rangers and matched Pedro Payano for the team lead with 14 starts...**2013:** Spent 1st pro season with DSL Rangers.

# J. HERNÁNDEZ CONTINUED

**PERSONAL:** Jonathan Hernández...he and his wife, the former Danilca Cruz, were married on 12/27/18 and have 2 daughters, Esther Noemi (5/27/14) and Juliette Marie (2/7/23)...has made donations to the Texas Rangers Baseball Foundation...father, Fernando, pitched professionally for 14 seasons and appeared in 2 games with the Detroit Tigers in 1997...father also spent

two seasons in Korea, winning 14 games with the SK Wyverns in 2001...was born in Memphis, Tenn., while his father pitched for the Double-A Memphis Chicks in the Padres farm system, but grew up in the Dominican Republic...is a fan of LeBron James.

FRONT OFFICE

COACHES

PLAYERS

2022 REVIEW

OPPONENTS

RECORDS

DEVELOPMENT

MEDIA

## CAREER RECORD

YEAR	CLUB	W-L	ERA	G	GS	CG	SHO	SV	IP	H	R	ER	HR	HB	BB-I	SO	WP	BK	AVG
2013	DSL Rangers—1	3-1	1.21	13	8	0	0	0	44.2	28	14	6	2	4	22-0	38	4	0	.176
2014	DSL Rangers	5-2	2.85	14	14	0	0	0	75.2	72	32	24	6	1	17-0	57	6	1	.246
2015	AZL Rangers	1-1	3.00	11	9	0	0	0	45.0	45	22	15	0	4	12-0	33	4	2	.250
2016	Hickory	10-9	4.56	24	22	1	0	0	116.1	110	67	59	14	6	49-0	85	9	0	.252
2017	Hickory	2-5	4.86	9	9	0	0	0	46.1	55	32	25	5	0	13-0	46	2	0	.306
	Down East	3-6	3.44	14	13	0	0	0	65.1	66	32	25	2	2	31-0	64	6	0	.270
2018	Down East	4-2	2.20	10	10	0	0	0	57.1	37	14	14	6	1	17-0	77	1	1	.184
	Frisco	4-4	4.92	12	12	0	0	0	64.0	58	38	35	6	4	36-0	57	10	0	.247
2019	Frisco	5-9	5.16	22	16	0	0	0	96.0	100	58	55	11	5	38-1	95	11	1	.267
	Texas	2-1	4.32	9	2	0	0	0	16.2	14	10	8	3	0	13-0	19	1	0	.219
2020	Texas	5-1	2.90	27	0	0	0	0	31.0	24	10	10	2	4	8-0	31	0	0	.218
2021	Texas—2								INJURED - DID NOT PITCH										
2022	Frisco	0-0	0.00	1	0	0	0	0	1.2	0	0	0	0	0	1-0	2	0	0	.000
	Round Rock	0-2	4.05	15	0	0	0	0	13.1	13	7	6	1	0	13-0	16	1	0	.250
	Texas—3	2-3	2.97	29	0	0	0	4	30.1	26	14	10	2	1	17-3	27	5	1	.232
<b>MAJOR TOTALS</b>		<b>9-5</b>	<b>3.23</b>	<b>65</b>	<b>2</b>	<b>0</b>	<b>0</b>	<b>4</b>	<b>78</b>	<b>64</b>	<b>34</b>	<b>28</b>	<b>7</b>	<b>5</b>	<b>38-3</b>	<b>77</b>	<b>6</b>	<b>1</b>	<b>.224</b>
<b>MINOR TOTALS</b>		<b>37-41</b>	<b>3.80</b>	<b>145</b>	<b>113</b>	<b>1</b>	<b>0</b>	<b>0</b>	<b>625.2</b>	<b>584</b>	<b>316</b>	<b>264</b>	<b>53</b>	<b>27</b>	<b>249-1</b>	<b>570</b>	<b>54</b>	<b>5</b>	<b>.248</b>

\* Led league # Tied for league lead

- 1- Signed by Texas as a non-drafted free agent on Jan. 30, 2013...signed by Willy Espinal.
- 2- On injured list, March 30, 2021-end of season, due to right elbow surgery.
- 3- On injured list, March 20-July 16, 2022, due to recovery from right elbow surgery... included rehab assignments with Round Rock, June 3-July 10, and Frisco, July 13.

## CAREER FIELDING

P	PCT	G	PO	A	E	TC	DP
Totals	.800	65	3	5	2	10	1

## CAREER HIGHS

**Innings: 2.2**, 2x, last Sept. 15, 2019 vs. OAK  
**Strikeouts: 4**, 2x, last Aug. 2, 2020 vs. SF  
**Walks: 3**, 2x, last Sept. 1, 2022 vs. BOS  
**Winning Streak: 6**, Sept. 28, 2019-Sept. 1, 2020  
**Losing Streak: 2**, Sept. 1-7, 2022



# SPENCER HOWARD

R BATS R THROWS  
6'3" HEIGHT 210 WEIGHT  
26 OPENING DAY AGE

BORN July 28, 1996 in San Luis Obispo, CA  
RESIDES Dallas, TX  
ACQUIRED In a trade with Philadelphia on July 30, 2021  
CONTRACT STATUS Signed through 2023  
SERVICE TIME 2.033 OPTIONS USED 2/3

FRONT OFFICE

COACHES

PLAYERS

2022 REVIEW

OPPONENTS

RECORDS

DEVELOPMENT

MEDIA

**CAREER:** The 26-year-old Howard is seeking to establish himself at the Major League level in 2023 after seeing big league action for a third consecutive season in 2022...was acquired by Texas in a six-player trade with Philadelphia just hours before the trade deadline on 7/30/21 in a deal that sent RHP's Kyle Gibson and Ian Kennedy to the Phillies...the right-hander has totaled a 3-11 record and 7.09 ERA over 35 games/29 starts in the Majors with the Phillies (2020-21) and Rangers (2021-22), working on limited pitch counts in most of his outings...rated by *Baseball America* as the Phillies' top prospect in both 2020 and 2021, Howard was also tabbed by the same publication as the no. 27 overall prospect in baseball leading into the 2020 campaign...his ultra-successful minor league tenure includes a career 17-17 record, 3.43 ERA, 1.167 WHIP figure, and 11.8 strikeouts per 9.0 innings over 68 games/66 starts spanning five seasons...has struck out 31.9% batters faced in the minor leagues (385 SO/1206 BF)...the central California native was selected by Philadelphia in the second round (45th overall) of the 2017 MLB Draft out of Cal Poly-San Luis Obispo.

**2022:** Posted a 2-4 record and 7.41 ERA (31 ER/37.2 IP) over 10 games/8 starts in 2 stints with Texas: Opening Day-4/29 and 7/5-9/28...made Major League Opening Day roster for the 1st time of his career...was on 10-day Injured List from 4/11-23 (Cracked fingernail and blister) and 15-day Injured List from 8/8-9/28 (Right shoulder impingement)...record and ERA by month: April (0-1, 12.15), July (2-1, 4.18), August (0-2, 13.50)...earned his 1st win as a Ranger in Texas' 10-8 victory on 7/11 vs. OAK (5.0 IP, 2 R-1 ER)...outdueled Shohei Ohtani (L, 6.0 IP, 2 R-ER) in Rangers' 2-0 shutout win on 7/28 at LAA (W, 5.0 IP, 0 R, 3 H, 0 BB, 5 SO, 76 pitches/53 strikes), his 26th birthday...became just the 8th pitcher in TEX history to win a start on his birthday (last Nick Martinez on 8/5/15 vs. HOU), the 2nd to do it on the road (Nelson Briles, 8/5/77 at DET-G2).

**ROUND ROCK:** Also spent time at Round Rock (AAA) on option and injury rehab assignment, going 3-6 with a 4.73 ERA (31 ER/59.0 IP) and 11.1 strikeouts per 9.0 inn. figure over 14 G/12 GS...named Pacific Coast League Pitcher of the Month for June: 3-1, 2.53 ERA (9 ER/32.0 IP), 39 SO/12 BB, .165 opp. BA...selected PCL Pitcher of the Week for 6/27-7/3 after 11-strikeout game on 6/30 vs. Las Vegas (W, 7.0 IP, 0 R, 1 H, 1 BB, 11 SO)...tied his minor league career high with 11 strikeouts, as he also had 11 on 4/23/19 with Clearwater (A+) in the PHI organization...became the 1st Express pitcher to tally double-digit strikeouts since HOU's Framber Valdez had 13 on 8/12/19 at Albuquerque.

**2021:** Combined to go 0-5 with a 7.43 ERA (41 ER/49.2 IP) in 19 games/15 starts for Philadelphia and Texas, working on limited pitch counts in most of his outings...posted an 0-2 record and 5.72 ERA (18 ER/28.1 IP) in 11 G/7 GS over 4 stints with the Phillies prior to the trade (4/13, 4/21-25, 5/22-6/28, 7/21-29)...

acquired by Texas from Philadelphia in a 6-player trade hours before the trade deadline on 7/30...made 8 starts with the Rangers after the trade, going 0-3 with a 9.70 ERA (23 ER/21.1 IP) and 8.9 strikeouts per 9.0 innings figure...did not log more than 4.0 IP in any start and his highest pitch count was 73 in his final appearance of the season on 10/1 vs. CLE...missed 10 games during stint on COVID-19 Related Injured List (8/27-9/7)...made 7 total starts at the Triple-A level with Lehigh Valley in the PHI organization (6 GS) and Round Rock in the TEX organization (1 GS), combining to go 1-1 with a 1.52 ERA (4 ER/23.2 IP)...rated by *Baseball America* as the top prospect in the Philadelphia organization entering the season...**2020:** Made 6 starts for Philadelphia in his first Major League action...attended ML Spring Training and Summer Camp and began the season at the Alternate Training Site in Lehigh Valley...had his contract selected by the Phillies on 8/9 and made his ML debut that day vs. ATL as the starting pitcher in Game 2 of a doubleheader...on 8/20 at TOR-G1, his first career road start, became the 1st Phillie to take the mound in a MLB game in Buffalo since Charlie Ferguson on 9/19/1885...earned his 1st ML win on 8/31 vs WSH...was on the 10-day IL, 9/13-23, with right shoulder stiffness...rated by *Baseball America* as the top prospect in the Philadelphia organization and the no. 27 prospect in baseball...was the first Phillies pitcher so highly ranked in the publication's Top 100 to debut with the club since Cole Hamels (no. 17 in 2004, debuted in 2006) and just the 5th Phillies pitcher ever ranked as high to debut with the club...**2019:** Made 15 starts for 4 different Philadelphia affiliates, combining to go 3-1 with a 2.03 ERA (16 ER/71.0 IP), 0.83 WHIP, .173 opp. BA, and 11.92 strikeouts per 9 innings...spent majority of season with Reading (AA) and Clearwater (A+)...selected as a Philadelphia Organization All-Star by MiLB.com...had the lowest WHIP figure in the Phillies farm system (min. 70 IP)...named Florida State League Pitcher of the Week for 7/8-14...selected as Phillies Minor League Pitcher of the Week three times: 4/22-28, 7/8-14, and 8/5-11...was on the Injured List from 5/5-7/7 with right shoulder fatigue, including rehab assignments with Gulf Coast League Phillies West and East (R)...in a postseason start on 9/4 vs Trenton, struck out a professional-best 12 batters...pitched for Scottsdale in the Arizona Fall League, posting a 2.11 ERA (5 ER/21.1 IP), .137 opp. BA and 27 SO in 6 starts...according to *Baseball America*, began the season as the Phillies' no. 7 prospect before finishing the year as the club's no. 1 prospect...also rated by BA as having the farm system's Best Fastball...**2018:** Spent entire season with Lakewood (A), totaling a 9-8 record and 3.78 ERA over 23 starts...led all Phillies minor league pitchers with 147 strikeouts...ranked among South Atlantic League leaders in strikeouts (T1st, 147), wins (T5th, 9), starts (T7th, 23)...led qualifying SAL starting pitchers with an average of 11.81 strikeouts per 9 innings...named Phillies Minor League Co-Pitcher of the Month for April and Minor League Pitcher of the Week for 6/25-7/1...twice selected as SAL Pitcher of the Week

# HOWARD CONTINUED

FRONT OFFICE

COACHES

PLAYERS

2022 REVIEW

OPPONENTS

RECORDS

DEVELOPMENT

MEDIA

(4/23-29 and 6/25-7/1)...on 9/7 vs. Kannapolis in Game 2 of the SAL Northern Division Championship Series, tossed the third 9.0-inning no-hitter in BlueClaws history (first in the playoffs), helping Lakewood advance to the SAL Championship Series... his line: W, 9.0 IP, 0 H, 0 R, 1 BB, 9 SO, 103 pitches...following the no-hitter, he won the MiLB Award for "Best Performance" (both the fans' choice and MiLB.com staff choice)...rated among Phillies top prospects on *Baseball America's* pre-season (no. 18) and post-season (no. 8) lists...**2017:** Began professional career with Williamsport (Low-A) following his selection in the June draft...went 1-1 with a 4.45 ERA (14 ER/28.1 IP) and 12.71 strikeouts per 9 innings over 9 starts for the Crosscutters... named Phillies Minor League Pitcher of the Week for 8/21-27... earned first pro win on 8/23 vs Auburn-G2...had season-high 10 K's over 4.2 IP in final outing of the year on 8/29 vs. Auburn... participated in the Fall Instructional League after the season.

**PERSONAL/AMATEUR:** Spencer Lee Howard...did not receive any scholarship offers out of high school and chose to attend California Polytechnic State University, San Luis Obispo (Cal Poly) and major in business...earned a spot on the baseball team as a walk-on and played three seasons for the Mustangs... went 8-1 with a 1.95 ERA (19 ER/87.2 IP) and 97 strikeouts during his final season in 2017, garnering second-team All-American and first-team All-Big West honors, and the team's Mike Krukow Outstanding Pitcher award...played summer ball for the Bellingham Bells of the West Coast Collegiate League in 2015-16...graduated in 2014 from Templeton (Calif.) High School, where he was an outfielder and pitcher on the baseball team...hit .306 at the plate and compiled a 7-3 record and 2.20 ERA on the mound as a senior, earning 2014 North San Luis Obispo County Player of the Year and Los Padres League Most Valuable Player honors...hobbies include hiking, going to the beach, outdoor activities, yoga, and video games...signed by Philadelphia scout Shane Bowers...participated in Fan Fest (January 2023) and Texas Rangers Toy Drive (December 2022) events at Globe Life Field.

## CAREER RECORD

YEAR	CLUB	W-L	ERA	G	GS	CG	SHO	SV	IP	H	R	ER	HR	HB	BB-I	SO	WP	BK	AVG
2017	Williamsport—1	1-1	4.45	9	9	0	0	0	28.1	22	15	14	0	2	18-0	40	5	3	.214
2018	Lakewood	9-9	3.78	23	23	1	0	0	112.0	101	52	47	6	0	40-0	#147	15	2	.240
2019	Clearwater	2-1	1.29	7	7	0	0	0	35.0	19	5	5	1	2	5-0	48	0	0	.162
	GCL Phillies West	0-0	0.00	1	1	0	0	0	3.0	1	0	0	0	0	1-0	5	0	0	.100
	GCL Phillies East	0-0	11.57	1	1	0	0	0	2.1	3	3	3	1	1	1-0	3	0	0	.300
	Reading	1-0	2.35	6	6	0	0	0	30.2	20	9	8	2	2	9-0	38	3	0	.180
2020	Philadelphia—2	1-2	5.92	6	6	0	0	0	24.1	30	17	16	6	1	10-0	23	0	0	.300
2021	Philadelphia	0-2	5.72	11	7	0	0	0	28.1	25	19	18	2	3	17-0	31	2	0	.236
	Lehigh Valley	1-0	1.25	6	6	0	0	0	21.2	13	3	3	1	0	9-0	28	0	0	.171
	Round Rock	0-1	4.50	1	1	0	0	0	2.0	3	1	1	0	0	0-0	3	2	0	.333
	Texas—3,4	0-3	9.70	8	8	0	0	0	21.1	28	26	23	5	0	10-0	21	3	0	.308
2022	Texas—5,6	2-4	7.41	10	8	0	0	0	37.2	50	33	31	12	1	15-1	32	1	1	.309
	Round Rock	3-6	4.73	14	12	0	0	0	59.0	53	35	31	6	3	25-0	73	4	0	.236
<b>MAJOR TOTALS</b>		3-11	7.09	35	29	0	0	0	111.2	133	95	88	25	5	52-1	107	6	1	.290
<b>MINOR TOTALS</b>		17-17	3.43	68	66	1	0	0	294.0	235	123	112	17	10	108-0	385	29	5	.217

\* Led league # Tied for league lead


- 1- Selected by Philadelphia in the 2nd round of the 2017 June draft...signed by Shane Bowers.
- 2- On injured list, Sept. 13-23, 2020, with right shoulder stiffness.
- 3- Acquired by Texas from Philadelphia, along with RHPs Josh Gessner and Kevin Gowdy, in exchange for RHPs Kyle Gibson, Ian Kennedy, Hans Crouse, and cash considerations on July 30, 2021.
- 4- On COVID-19 Related Injured List, Aug. 27-Sept. 6, 2021...included rehab assignment with Round Rock, Sept. 2-6.
- 5- On injured list, April 11-23, 2022, due to a cracked fingernail and blister.
- 6- On injured list, Aug. 10-Sept. 29, 2022, due to right shoulder impingement... included rehab assignment with Round Rock, Sept. 11-28.

## CAREER FIELDING

P	PCT	G	PO	A	E	TC	DP
<b>Totals</b>	<b>1.000</b>	<b>35</b>	<b>6</b>	<b>9</b>	<b>0</b>	<b>15</b>	<b>0</b>

## CAREER HIGHS

**Innings:** 5.0, 4x, last July 28, 2022 vs. LAA  
**Strikeouts:** 5, 5x, last July 28, 2022 vs. LAA  
**Walks:** 5, July 16, 2022 vs. SEA  
**Winning Streak:** 1, 3x, last July 28, 2022  
**Losing Streak:** 7, July 5, 2020-April 24, 2022



# SAM HUFF

R BATS R THROWS  
6'5" HEIGHT 245 WEIGHT  
25 OPENING DAY AGE

BORN Jan. 14, 1998 in Phoenix, AZ  
RESIDES Phoenix, AZ  
ACQUIRED Selected in the 7th round of the 2016 June draft  
CONTRACT STATUS Signed through 2023  
SERVICE TIME 1.070 OPTIONS USED 2/3

C #55

**CAREER:** The 6-foot-5, 240-pound catching prospect is seeking a return to the Major Leagues after seeing his most extensive MLB action to date in 2022...Huff, who turned 25 in January, has produced a career .263/.321/.447/.769 slash line, 7 home runs, and 14 RBI over 54 games in the Majors with Texas during the 2020 and 2022 campaigns, but did see time in the big leagues in 2021 due to a myriad of lower-body injuries...has consistently been rated among the top prospects in the Rangers farm system, ranking as high as no. 2 in the organization prior to 2021...was tabbed as the 'Best Power Hitter' in the Texas system by *Baseball America* each of the last four seasons (2019-22), with the publication also naming him the organization's 'Best Defensive Catcher' in 2020...owns a .261/.328/.485/.813 slash line and 93 home runs (17.78 AB/HR ratio) over 446 games in the minor leagues since making his pro debut in 2016...his 83 HR over the last five seasons (beg. 2018) are T9th-most in all of minor league baseball over that span...has thrown out 85 of 256 (33.2%) attempted base stealers in the minors...the Phoenix native was selected by Texas in the 7th round of the 2016 June draft out of Arcadia (AZ) High School.

**2022:** 25 starts at catcher were 2nd-most on club to Jonah Heim (102)...appeared in career-high 44 games across 4 stints with Texas (4/28-5/1, 5/10-6/20, 7/11-16, 9/5-end of season), batting .240/.303/.372/.675 (29-121) with 4 HR and 10 RBI...threw out 3 of 26 (11.5%) attempted base stealers from behind the plate, but also saw action in starts at DH (4) and 1B (3)...had hits in each of first 5 and 10 of first 14 G with Rangers at .386 (17-44) before going 3-for-33 (.091) over next 16 G...recalled from Round Rock (AAA) for final time on 9/5 and batted .205/.300/.455/.755 (9-44) with 3 HR over 14 G to close the season...career-high 3 hits on 5/17 vs. LAA (2nd time)...had hits in 15 straight MLB starts 9/18/20-5/28/22...reached base career-high 4 times on 6/1 vs. TB (HR, 2B, 2 BB), his 1st career game with multiple walks...became 1st Ranger to ever have 4+ K's and have IBB in the same game on 7/12 vs. OAK...HR on 9/24 vs. CLE was just 7th HR ever hit off RHP Emmanuel Eze...posted 8.3% walk rate and 31.8% strikeout rate, which were nearly identical to his Triple-A BB (9.1%) and SO (31.0%) rates...swung at the 1st pitch in 47.3% of PA, which would have been the 4th-highest 1st-pitch swing pct. in MLB if he qualified...according to Statcast, his average exit velo. from Sept.-end of season (93.8 mph) was significantly higher than his avg. exit velo. from April-Aug. (86.0 mph).

**ROUND ROCK:** Spent balance of the season at Triple-A Round Rock, where he slashed .260/.336/.533/.868 (64-246) with team-high 21 HR and 50 RBI despite appearing in just 63 G...the 21 HR were the 2nd-most by any Texas minor leaguer, trailing only Blaine Crim (24)...home runs accounted for 21 of Huff's 25 extra-base hits (21 HR, 4 2B)...had 3 multi-homer games for the Express, including career-best 6 RBI showing on 8/27 at Albuquerque (3-6, 2 HR, 2B, 6 RBI).

**2021:** Combined to slash .246/.317/.496/.813 with 16 HR and 36 RBI over 61 games with the Arizona Complex League Rangers (Rookie), Frisco (AA), and Round Rock (AAA)...had 97 SO in 224 AB, whiffing in 43.3% of at-bats for the year...did not appear at catcher all year, playing exclusively at 1st base or DH, as last game behind plate (spring training, regular season, or winter ball)...rated as the club's no. 2 prospect by both *Baseball America* and MLB Pipeline prior to the season...also rated no. 69 on MLB Pipeline's Top 100 prospects in baseball, and as the Rangers' best power hitting prospect by BA...was on the Rangers' 60-day Injured List from 3/29-7/16...sustained a Grade 2 left hamstring strain while running the bases during a Spring Training workout on 2/21 in Surprise, then suffered a right knee injury in April while rehabbing from the hamstring issue...had surgery on 4/28 to remove a loose body of cartilage in his right knee, with the surgery performed by Rangers Team Physician Dr. Keith Meister in Arlington...made season debut with stint for ACL Rangers from 6/28-7/9, and first game with Frisco came on 7/13 vs. Springfield...promoted to Round Rock and made Triple-A debut on 9/23 vs. Tacoma...hit .273 with 1.047 OPS, 3 HR, 7 RBI in 7 G with Express to finish the year...hit .167 (4-24) with 4 BB and just 8 SO in 6 G with Surprise in Arizona Fall League before the tweaked right knee ended his season...**2020:** Made a strong impression in his 1st ML action, batting .355/.394/.742/1.136 with 3 HR and 4 RBI in 10 G for Texas, this after never playing above High-A...had contract selected from Alternate Training Site on 9/10 following injury to Jose Trevino, and started 9 of club's final 18 G...with ML debut on 9/11 vs. OAK (start at C), became youngest player (22 years, 241 days) to catch for TEX since Jarrod Saltalamacchia (22.149) on 9/28/07 at SEA...notched 1st ML hit (single off Chris Bassitt) on 9/12 vs. OAK-G2...hit 1st ML home run on 9/20 at LAA while catching Kyle Cody's 1st ML win...marked 2nd time in TEX history for starting pitcher to earn 1st ML win and starting catcher hit 1st ML HR in the same game (credit Elias)...other instance was 5/9/02 vs. CWS (P Joaquin Benoit and C Héctor Ortiz)...hit 2 HR on 9/25 vs. HOU at age 22.255, the youngest catcher w/ a multi-HR game since Cubs' Kyle Schwarber on 7/21/15 at CIN (2 HR, 22.138)...the only TEX catcher with a multi-HR game at a younger age was Jarrod Saltalamacchia on 8/22/07 at BAL-G1 (22.112)...with his debut, became the 1000th player in Texas history to appear for the club...**2019:** Posted a career-best 28 HR and 72 RBI between 2 levels, reaching High-A for the 1st time...began the season with Low-A Hickory and registered a 1.165 OPS before promotion to High-A Down East on 5/9...batted .325 (26-80) with 12 HR and 17 RBI over 23 G in April, earning MiLB.com South Atlantic League Player of the Month honors in addition to Texas Rangers April Player of the Month and SAL Player of the Week for 4/22-28...named 2019 SiriusXM All-Star Futures Game MVP after hitting a game-tying 2-R HR at Progressive Field in Cleveland...named a CL postseason All-Star...rated by *Baseball America* as Texas' 28th-best prospect and the 5th-best prospect in the CL, as well as

FRONT OFFICE

COACHES

PLAYERS

2022 REVIEW

OPPONENTS

RECORDS

DEVELOPMENT

MEDIA

having the Best Power in the CL and SAL in the publication's Best Tools rankings...threw out 30 of 63 (47.6%) attempted base stealers...**2018:** Named to South Atlantic League mid-season All-Star team and was honored as a Texas Organization All-Star by MiLB.com...hit 18 HR for Hickory, ranking T1st among Crawdads and T6th in the SAL...made 56 starts at catcher and threw out 18 of 60 (30%) attempted base stealers... also appeared at first base...**2017:** Named as the catcher on the Arizona League postseason All-Star Team...tied for the AZL lead with 9 HR and also ranked among the league leaders in TB (T4th, 89) and RBI (T10th, 31)...averaged a HR every 21.89 AB, 4th-best rate in the AZL...appeared in 30 G behind the plate and threw out 16 of 53 (30.2%) would-be basestealers, 4th-highest

in the AZL...**2016:** Posted the 7th-highest average in the Arizona League (min. 95 AB) in his 1st pro season...reached safely in 24 of 28 games...batted .419/.486/.548 over final 8 games.

**PERSONAL/AMATEUR:** Samuel Nicholas Huff...led Arizona high schoolers with 14 home runs as a senior at Arcadia HS in Phoenix, earning a spot on the Arizona Republic's All-Arizona boys baseball team...was named the 140th-best prospect in the 2016 June draft by *Baseball America*...father, Steve, was selected by San Francisco in the 7th round of the 1976 MLB January draft...originally committed to play baseball at Grand Canyon University in Phoenix.

## CAREER RECORD

YEAR	CLUB	AVG	G	AB	R	H	TB	2B	3B	HR	RBI	SH	SF	BB-1	SO	SB	CS	HP	GDP	OBP	SLG
2016	AZL Rangers—1	.330	28	97	19	32	47	10	1	1	17	0	1	16-0	29	0	0	3	6	.436	.485
2017	AZL Rangers	.249	49	197	34	49	89	9	2	#9	31	0	3	24-1	66	3	2	1	3	.329	.452
2018	Hickory	.241	118	415	53	100	182	22	3	18	55	0	2	23-2	140	9	1	8	5	.292	.439
2019	Hickory	.333	30	108	22	36	86	5	0	15	29	0	0	6-1	37	4	1	0	0	.368	.796
	Down East	.262	97	367	49	96	156	17	2	13	43	0	2	27-2	117	2	5	9	10	.326	.425
<b>2020</b>	<b>Texas</b>	<b>.355</b>	<b>10</b>	<b>31</b>	<b>5</b>	<b>11</b>	<b>23</b>	<b>3</b>	<b>0</b>	<b>3</b>	<b>4</b>	<b>0</b>	<b>2-0</b>	<b>11</b>	<b>0</b>	<b>0</b>	<b>0</b>	<b>0</b>	<b>0</b>	<b>.394</b>	<b>.742</b>
2021	ACL Rangers—2	.276	8	29	6	8	19	2	0	3	6	0	0	3-0	11	0	0	1	0	.364	.655
	Frisco	.237	46	173	24	41	76	5	0	10	23	0	0	16-0	77	0	0	2	5	.309	.439
	Round Rock	.273	7	22	4	6	16	1	0	3	7	0	1	2-0	9	0	0	0	1	.320	.727
2022	Round Rock	.260	63	246	46	64	131	4	0	21	50	0	0	25-1	85	0	0	3	8	.336	.533
	<b>Texas</b>	<b>.240</b>	<b>44</b>	<b>121</b>	<b>9</b>	<b>29</b>	<b>45</b>	<b>4</b>	<b>0</b>	<b>4</b>	<b>10</b>	<b>0</b>	<b>0</b>	<b>11-1</b>	<b>42</b>	<b>1</b>	<b>0</b>	<b>0</b>	<b>1</b>	<b>.303</b>	<b>.372</b>
<b>MAJOR TOTALS</b>		<b>.263</b>	<b>54</b>	<b>152</b>	<b>14</b>	<b>40</b>	<b>68</b>	<b>7</b>	<b>0</b>	<b>7</b>	<b>14</b>	<b>0</b>	<b>0</b>	<b>13-1</b>	<b>53</b>	<b>1</b>	<b>0</b>	<b>0</b>	<b>1</b>	<b>.321</b>	<b>.447</b>
<b>MINOR TOTALS</b>		<b>.261</b>	<b>446</b>	<b>1654</b>	<b>257</b>	<b>432</b>	<b>802</b>	<b>75</b>	<b>8</b>	<b>93</b>	<b>261</b>	<b>0</b>	<b>9</b>	<b>142-7</b>	<b>571</b>	<b>18</b>	<b>9</b>	<b>27</b>	<b>38</b>	<b>.328</b>	<b>.485</b>

\* Led league # Tied for league lead

- 1- Selected by Texas in the 7th round of the 2016 June draft...signed by Josh Simpson.
- 2- On injured list, April 1–July 16, 2021, due to left hamstring strain and right knee surgery...included rehab assignments with ACL Rangers, June 28–July 12, and Frisco, July 13–16.

## CAREER FIELDING

C	PCT	G	PO	A	E	TC	DP
2020	.970	10	62	2	2	66	1
2022	.986	29	208	11	3	222	0
<b>Totals</b>	<b>.983</b>	<b>39</b>	<b>270</b>	<b>13</b>	<b>5</b>	<b>288</b>	<b>1</b>

1B	PCT	G	PO	A	E	TC	DP
2022	1.000	6	38	0	0	38	2

C (ADV.)	CS	SB	ATT	CS%	CERA	PB
2020	0	2	2	0.0	5.65	2
2022	3	23	26	11.5	TBD	5
<b>Totals</b>	<b>3</b>	<b>25</b>	<b>28</b>	<b>10.7</b>	<b>TBD</b>	<b>7</b>

## CAREER HIGHS

**Hits:** 3, 2x, last May 17, 2022 vs. LAA  
**Runs:** 2, Sept. 25, 2020 vs. HOU  
**Doubles:** 2, Sept. 23, 2020 at ARI  
**Home Runs:** 2, Sept. 25, 2020 vs. HOU  
**RBI:** 2, 3x, last Sept. 10, 2022 vs. TOR  
**Walks:** 2, 2x, last Sept. 27, 2022 at SEA  
**Hitting Streak:** 11, Sept. 18, 2020–May 17, 2022


## MULTI-HR GAMES (1)

Sept. 25, 2020 vs. HOU

## SUSPENDED GAMES IN ARLINGTON, 1972-2021

DATE	OPP.	SITUATION
May 14, 1975	Milwaukee	Game started 1:13 late due to rain and was suspended after 14 innings due to curfew. Resumed on May 15 and won by Milwaukee in 15 innings, 3-2.
May 26, 1976	Kansas City	Second game of doubleheader suspended after nine innings. Resumed on May 27 and won by Texas in 10 innings, 5-4.
April 28, 1989	Boston	Game suspended after 10 innings due to curfew at 1:21 a.m. following rain delay of 2:02. Resumed on April 29 and won by Texas in 12 innings, 7-6.
May 11, 1990	Cleveland	Game suspended at 10:31 p.m. due to rain in the top of the sixth inning with score tied, 4-4. Resumed on May 12 and won by Cleveland in nine innings, 5-4.
May 10, 1994	California	Suspended after eight innings due to curfew at 1:10 a.m. following a rain delay of 2:48 with score tied at 5-5. Resumed on May 11 and won by Angels, 8-6 in 10 innings.





# LUCAS JACOBSEN

**L**  
BATS

**L**  
THROWS

**6'5"**  
HEIGHT

**190**  
WEIGHT

**27**  
OPENING DAY AGE

**BORN** July 1, 1995 in Santa Cruz, CA

**RESIDES** Campbell, CA

**ACQUIRED** Selected in the 27th round of the 2016 June draft

**CONTRACT STATUS** Signed through 2023

**SERVICE TIME** 0.000 **OPTIONS USED** 0/3

**LHP #95**

**NON-ROSTER INVITEE**

**CAREER:** The 27-year-old southpaw will be in Major League Spring Training camp for the first time in 2023, his 8th year in the Texas organization...excellent when healthy in 2022, Jacobsen posted a 2.29 ERA (5 ER/19.2 IP) over 19 games/one start with Frisco (AA) and Round Rock (AAA)...dealt with injuries forcing him to miss most of last season and all of 2021, while the pandemic derailed his 2020 campaign...he also did not pitch in 2018 while recovering from surgery on his left elbow...the Santa Cruz, Calif. native owns a career 5-5 record, 3.80 ERA, and 14.1 strikeouts per 9.0 innings figure over 59 games/one start in the minor leagues...played one season at Long Beach State, recording 35 strikeouts over 30.0 innings before being selected in the 27th round by the Rangers in 2016.

**2022:** Returned to the mound for 1st time since 2019...combined to go 0-1 with 3 saves and a 2.29 ERA (5 ER/19.2 IP) over 19 G/1 GS for Frisco (AA) and Round Rock (AAA)...sidelined by a left elbow sprain from 6/2-9/12, but returned on 9/13 and finished the season at Triple-A...did not allow a run in final 4 G (4.0 IP) while striking out 8 batters...overall, fanned 30 of 82 (36.6%) batters faced and held opponents to a .167/.268/.319/.588 (12-72) slash line.

**2021:** Missed the entire season due to a left lat strain....**2020:** Did not see official game action after minor league season was canceled due to pandemic...**2019:** Averaged 14.4 strikeouts per 9 innings for Low-A Hickory, the 4th-best mark in the South Atlantic League (min. 30 IP)...also had the highest swinging strike percentage (21.0%) on the circuit (min. 30 IP)...pitched for Auckland of the Australian Baseball League following the season, going 1-1 with a 4.61 ERA (7 ER/13.2 IP) in 12 G...**2018:** Did not see official game action following left elbow surgery on 3/28/18...**2017:** Combined to go 3-0 with a 3.77 ERA (6 ER/14.1 IP) and one save over 13 relief appearances with the AZL Rangers and Short-A Spokane...opened season with AZL Rangers and promoted to Spokane on 7/4...**2016:** Appeared in 7 games with the Arizona Rangers in 1st pro season.

**PERSONAL/AMATEUR:** Lucas Jacobsen...had 35 strikeouts over 30.0 innings and held opponents to a .192 BA in his only season at Long Beach State (2016)...named second team all-conference as a freshman at Santa Barbara CC...named to the All-Blossom Valley Athletic League first team as a senior at Westmont (Calif.) High School...member of the Los Gatos Legends team that won the Colt World Series in Lafayette, Ind., in 2012.

## CAREER RECORD

YEAR	CLUB	W-L	ERA	G	GS	CG	SHO	SV	IP	H	R	ER	HR	HB	BB-I	SO	WP	BK	AVG
2016	AZL Rangers—1	1-0	6.75	7	0	0	0	0	9.1	13	8	7	2	0	4-0	12	2	0	.310
2017	AZL Rangers	0-0	10.80	3	0	0	0	0	3.1	5	5	4	1	0	1-0	7	3	0	.333
	Spokane	3-0	1.64	10	0	0	0	1	11.0	5	2	2	0	0	6-0	18	3	0	.143
2018									INJURED - DID NOT PITCH										
2019	Hickory	1-4	3.90	20	0	0	0	2	30.0	25	14	13	3	2	11-1	48	4	0	.219
2020									DID NOT PITCH										
2021									INJURED - DID NOT PITCH										
2022	Frisco	0-1	2.45	14	0	0	0	3	14.2	9	4	4	2	0	7-0	20	2	0	.170
	Round Rock	0-0	1.80	5	1	0	0	0	5.0	3	1	1	1	0	3-0	10	1	0	.158
<b>MINOR TOTALS</b>		<b>5-5</b>	<b>3.80</b>	<b>59</b>	<b>1</b>	<b>0</b>	<b>0</b>	<b>6</b>	<b>73.1</b>	<b>60</b>	<b>34</b>	<b>31</b>	<b>9</b>	<b>2</b>	<b>32-1</b>	<b>115</b>	<b>15</b>	<b>0</b>	<b>.216</b>

\* Led league # Tied for league lead

1- Selected by Texas in the 27th round of the 2016 June draft...signed by Todd Guggiana.

FRONT OFFICE

COACHES

PLAYERS

2022 REVIEW

OPPONENTS

RECORDS

DEVELOPMENT

MEDIA

# TRAVIS JANKOWSKI



OF #16

L BATS R THROWS  
6'3" HEIGHT 185 WEIGHT  
31 OPENING DAY AGE

BORN June 15, 1991 in Lancaster, PA  
RESIDES Ephrata, PA  
ACQUIRED Signed as a minor league free agent on Jan. 27, 2023  
CONTRACT STATUS Signed through 2023  
SERVICE TIME 5.153 OPTIONS USED 3/3

NON-ROSTER INVITEE

FRONT OFFICE

COACHES

PLAYERS

2022 REVIEW

OPPONENTS

RECORDS

DEVELOPMENT

MEDIA

**CAREER:** An eight-year MLB veteran, the left-handed hitting outfielder is seeking to make the club as a non-roster invitee... Jankowski (pronounced jan-KOW-skee) split last season with the Mets and Mariners, and he has played for four organizations in the last three seasons after opening his career with five years in San Diego...recognized for his strong plate discipline, Jankowski has also frequently impressed with his speed, including a 29.0 ft/sec sprint speed that ranked in the 91st percentile in MLB in 2022...a first round selection (44th overall) by the Padres in the 2012 MLB Draft, Jankowski has a career .236 batting average and .319 on-base pct. over 470 Major League games with San Diego (2015-19), Cincinnati (2020), Philadelphia (2021), New York-NL (2022), and Seattle (2022).

**GOOD GLOVE:** His career .9936 fielding pct. in the outfield is the 4th-highest figure among active players with at least 2500 innings, trailing only Myles Straw (.9954), Billy Hamilton (.9949), and Brandon Nimmo (.9939), with Mike Trout (.9935) just behind Jankowski...enters 2023 having played 148 consecutive errorless games (169 TC) in the outfield since last miscue on 8/12/18 vs. PHI.

**2022:** Combined to bat .164 (9-55) in 44 G with NYM and SEA... no errors in 40 G/17 GS in the outfield...batted .360 (9-25) with 4 BB/2 SO over his 1st 16 G/8 GS thru 5/3 vs. ATL-G1...went 0-for-last-30 to end the year beg. 5/3, as last hit was for Mets on 5/3 vs. ATL-G1 (6th-inning single off Charlie Morton)...was selected to Mets roster on 4/6, then was on IL from 5/26-7/10 and had surgery to repair fracture of left fourth metacarpal...sustained the injury making a diving catch in LF on 5/25 at SF... was designated for assignment by Mets on 7/29, acquired by Mariners in 8/1 waiver claim...lone game with M's was 8/2 at NYY (K in lone PA), his most recent MLB contest, as he was DFA'd by SEA on 8/5 and given unconditional release on 8/10...signed minors deal with NYM on 8/16 and would play at Syracuse (AAA) the rest of the way.

**2021:** Ranked T3rd in N.L. with 5 bunt hits in lone season with PHI...his HR on 6/23 vs. WAS was 1st since 9/26/18 at SF... career-high 4 RBI, 7/16 vs. MIA-G1...had .372 OBP in his 30 starts...on COVID-Related Injured List, 7/25-29...on MLB Paternity List, 8/31-9/2...**2020:** Appeared in 16 G with CIN in lone season with the club...optioned to team's Alternate Site on 8/26 for duration of regular season...was then added to postseason roster, and saw only career postseason action as pinch-runner in 2020 NLWC G1 at ATL, which was a 1-0 Reds loss in 13 innings...Jankowski stole 2nd base in the 12th, but Reds stranded 2 runners in the frame...**2019:** Missed most of season with fractured left wrist suffered while diving for ball

in outfield during a Spring Training game...had 2 stints with Padres: 8/16-19 and 9/1-end of season...**2018:** Recalled by SD on 4/29 and spent rest of year in Majors...led SD in steals (24) and games batting leadoff (70)...set career highs in several offensive categories, including BA (.259), hits (90), HR (4), and RBI (17)...career-high 4 SB on 8/12 vs. PHI...**2017:** Made Padres Opening Day roster for 2nd straight season, but was on IL from 4/24-8/3 with fractured right foot...sustained the injury in 1st PA on 4/14 at ATL when he fouled a ball off the foot, but the fracture was not diagnosed until later...returned in Sept. and was 3-for-4 with 2B and BB in season finale on 10/1 at SF...**2016:** Made his 1st career Opening Day roster...reached safely in 24 straight games from 7/31-8/26...his career-high 30 SB ranked 2nd among all ML rookies, 8th overall in N.L. and 10th in MLB...**2015:** Had contract selected by SD on 8/19 and would spend rest of season in Majors...collected 1st hit in ML debut on 8/21 vs. STL (single off John Lackey)...1st career HR, 9/13 at SF off Mike Leake...was a Texas League midseason All-Star and MiLB.com Organization All-Star...spent three weeks played for Team USA at Pan Am Games in Toronto...hit .385 as Team USA won silver medal...**2014:** Combined to bat .236 for four different SD affiliates...**2013:** His 71 SB led the Cal League and ranked 5th among all minor league players...was a Cal League All-Star and MiLB.com Organization All-Star...**2012:** Made pro debut with AZL Padres.

**AMATEUR:** Graduated from Lancaster Catholic High School (PA)...as a senior, led Lancaster to a District III Double-A championship...also played four years of varsity football as a wide receiver...attended Stony Brook University (NY)...was Stony Brook's first-ever first-round selection in MLB's June draft, and is one of five Stony Brook players to ever reach the Majors, a list which includes former Ranger Joe Nathan...in 2012, during his junior season, was named American Baseball Coaches Association/ Rawlings National Co-Player of the Year...that year, led the nation in hits, runs and triples...also established single-season school records for hits, runs, triples and stolen bases.

**BACKGROUND:** Travis Paul Jankowski...he and his wife, Lindsey, have two sons: Bentley Jaxon (9/18/18) and Jett Brave (1/18/21)...former Padres teammates Cory Spangenberg and Colin Rea served as groomsmen at the couple's wedding...wore the nickname "Fred" on his Players' Weekend jersey...was nicknamed Fred after Fred Rogers (of Mr. Rogers' Neighborhood fame) by his older brother and sister because he would watch the television program when they returned home from school as kids.

## CAREER RECORD

YEAR	CLUB	AVG	G	AB	R	H	TB	2B	3B	HR	RBI	SH	SF	BB-1	SO	SB	CS	HP	GDP	OBP	SLG
2012	AZL Padres—1	.250	2	8	1	2	2	0	0	0	4	0	0	0-0	1	0	0	0	0	.250	.250
	Fort Wayne	.282	59	238	32	67	88	10	4	1	23	1	3	13-0	44	17	7	1	4	.370	.318
2013	Lake Elsinore	.2286	122	493	89	141	175	19	6	1	38	3	4	54-0	96	*71	14	2	3	.355	.356
	AZL Padres	.429	4	14	5	6	7	1	0	0	3	0	0	1-0	1	2	1	1	0	.500	.500
2014	Eugene	.182	8	33	6	6	6	0	0	0	1	0	0	3-0	5	4	0	2	2	.250	.182
	Lake Elsinore	.167	5	18	2	3	4	1	0	0	1	1	0	6-1	3	1	0	0	1	.375	.222
2015	San Antonio	.240	29	100	14	24	30	4	1	0	10	1	2	8-0	14	10	2	1	2	.297	.300
	San Diego	.211	34	90	9	19	31	2	2	2	11	2	0	4-0	24	2	1	0	1	.245	.344
2016	San Antonio	.316	73	282	50	89	113	11	5	1	13	2	0	36-1	40	23	8	1	4	.395	.401
	El Paso	.392	24	97	19	38	48	6	2	0	12	1	1	13-0	10	9	3	1	0	.464	.495
2017	San Diego	.245	131	335	53	82	105	13	2	2	12	3	0	42-0	100	30	12	2	5	.332	.313
	San Diego—2	.187	27	75	10	14	16	2	0	0	1	2	0	9-0	28	4	0	1	2	.282	.213
2018	AZL Padres 2	.273	3	11	2	3	4	1	0	0	2	0	0	0-0	4	0	1	1	0	.333	.264
	AZL Padres 1	.286	2	7	3	2	3	1	0	0	0	0	0	2-0	1	1	0	1	0	.500	.469
2019	El Paso	.266	35	139	20	37	44	5	1	0	11	0	0	18-0	28	8	1	0	2	.350	.317
	San Diego	.259	117	347	45	90	120	12	3	4	17	2	0	37-0	73	24	7	1	7	.332	.346
2020	El Paso	.363	22	80	17	29	36	4	0	1	11	1	0	11-0	21	4	3	2	0	.452	.450
	San Diego—3	.182	25	22	4	4	4	0	0	0	0	0	0	2-0	4	2	2	0	0	.250	.182
2021	Lake Elsinore	.143	2	7	0	1	1	0	0	0	0	0	0	2-0	1	1	2	0	0	.333	.143
	El Paso	.313	39	160	27	50	56	6	0	0	12	0	1	21-0	32	7	2	1	7	.393	.350
2022	Cincinnati—4	.067	15	3	1	0	1	0	0	0	0	0	0	2-0	7	2	1	0	1	.167	.064
	Philadelphia—5,6,7,8	.252	76	131	24	33	46	6	2	1	10	2	0	22-4	29	5	0	1	1	.363	.351
2023	Lehigh Valley	.304	19	56	16	17	21	4	0	0	6	1	0	15-1	9	4	3	0	0	.451	.375
	New York-NL—9	.167	43	54	11	9	9	0	0	0	2	0	0	8-0	9	3	0	1	0	.286	.453
2022	Syracuse	.237	36	131	27	31	39	3	1	1	6	1	0	31-0	36	15	1	1	3	.387	.298
	Seattle—10,11,12	.000	1	1	0	0	0	0	0	0	0	0	0	0-0	1	0	0	0	0	.000	.000
MAJOR TOTALS		.236	470	1070	159	252	332	35	9	9	54	11	0	126-4	275	72	23	6	17	.319	.629
MINOR TOTALS		.291	484	1874	330	546	677	76	20	5	153	12	12	234-3	346	177	48	13	28	.372	.733

\* Led league # Tied for league lead

- 1- Selected by San Diego in the 1st round (44th overall) of 2012 June draft.
- 2- On injured list April 23-Aug. 3, 2017 with a right foot bone bruise...included rehab assignments with AZL Padres 2 & 1, July 15-20, and El Paso, July 22-31.
- 3- On injured list March 27-July 21, 2019 with a fractured left wrist...included rehab assignment with El Paso, July 2-21.
- 4- Acquired by Cincinnati in exchange for international cap space on Oct. 31, 2019.
- 5- Signed by Philadelphia as a minor league free agent on Feb. 11, 2021.
- 6- On COVID-19 related injured list, July 25-29, 2021.
- 7- On MLB Paternity List, Aug. 31-Sept. 2, 2021.
- 8- On injured list, Sept. 11-21, 2021, with a right foot contusion.
- 9- On injured list, May 27-July 11, 2022, with a fractured left hand...included rehab assignment with Syracuse, July 4-11.
- 10- Selected off waivers by Seattle from New York-NL, on Aug. 1, 2022.
- 11- Signed by New York-NL as a minor league free agent on Aug. 16, 2022.
- 12- Signed by Texas as a minor league free agent on Jan. 27, 2023.

## POSTSEASON RECORD

SERIES	CLUB	AVG	G	AB	R	H	TB	2B	3B	HR	RBI	SH	SF	BB-1	SO	SB	CS	HP	GDP	OBP	SLG
2020 NLWC	CIN vs. ATL	-	1	0	0	0	0	0	0	0	0	0	0	0-0	0	1	0	0	0	-	-

## CAREER FIELDING

OF	PCT	G	PO	A	E	TC	DP
2015	.980	32	49	1	1	51	0
2016	.995	114	221	0	1	222	0
2017	1.000	24	40	0	0	40	0
2018	.989	101	185	2	2	189	0
2019	1.000	11	8	1	0	9	0
2020	1.000	13	11	0	0	11	0
2021	1.000	57	69	0	0	69	0
2022	1.000	40	38	0	0	38	0
<b>Totals</b>	<b>.994</b>	<b>392</b>	<b>621</b>	<b>4</b>	<b>4</b>	<b>629</b>	<b>0</b>

## CAREER HIGHS

**Hits:** 4, Aug. 18, 2016 vs. ARI  
**Runs:** 4, Aug. 6, 2016 vs. PHI  
**Doubles:** 2, Sept. 16, 2016 at COL  
**Triples:** 1, 9x, last Aug. 29, 2021 vs. ARI  
**Home Runs:** 1, 9x, last June 23, 2021 vs. WSH  
**RBI:** 4, July 16, 2021 vs. MIA  
**Walks:** 3, Aug. 17, 2021 at ARI  
**Hitting Streak:** 9, July 31-Aug. 10, 2016

## LEADOFF HRS (1)

Aug. 28, 2018 vs. SD (Hernandez)

# JOSH JUNG



R BATS R THROWS  
6'2" HEIGHT 215 WEIGHT  
25 OPENING DAY AGE

**BORN** Feb. 12, 1998 in San Antonio, TX  
**RESIDES** Lubbock, TX  
**ACQUIRED** Selected in the 1st round (8th overall) of the 2019 June draft  
**CONTRACT STATUS** Signed through 2023  
**SERVICE TIME** 0.027 **OPTIONS USED** 0/3

FRONT OFFICE

COACHES

PLAYERS

2022 REVIEW

OPPONENTS

RECORDS

DEVELOPMENT

MEDIA

**CAREER:** The 25-year-old Jung (pronounced "young") made his Major League debut over a 26-game stint with Texas at the end of the 2022 campaign...overcame a left shoulder injury suffered last February that kept him out of action for roughly six months (see "Injury/Surgery" paragraph below)...had a highly-productive but injury-shortened 2021 season in which he hit 19 HR and 61 RBI over 78 games...the Rangers' top infield prospect thrived in his first action at the upper levels of the minor leagues, this after the start of his season was delayed by surgery to repair a stress fracture in his left foot in March 2021...enters the 2023 season as the Rangers' no. 3 prospect and the no. 66 overall prospect in the sport according to *Baseball America*, this after opening last season as the publication's no. 26 overall prospect...owns a career .311/.381/.538/.919 slash line through three minor league seasons, possessing the highest BA and OPS figures of any Texas farmhand since the start of 2019 (min. 500 PA)...selected by Texas with the 8th overall pick in the 2019 MLB Draft out of Texas Tech University...became the organization's highest-drafted infielder since Mark Teixeira was selected 5th overall in 2001...the Texas native was born in San Antonio and graduated from MacArthur High School.

**INJURY/SURGERY:** In the lead-up to 2022 minor league spring training, Jung was shut down during the week of 2/14/22 after experiencing left shoulder discomfort while lifting weights...underwent surgery on 2/23/22 to repair a labrum tear in his left (non-throwing) shoulder...the surgery was performed by Team Physician Dr. Keith Meister in Arlington.

**WHEN I ARRIVE:** Went 2-for-4 with HR, RBI, R, SB in MLB debut on 9/9/22 vs. TOR...became 2nd Ranger to hit a home run in his 1st career PA (also Jurickson Profar on 9/2/12 at CLE) and 11th Texas batter to homer in a ML debut overall...also became 2nd Ranger ever with a HR and SB in ML debut, joining with Anderson Tejada (8/6/20 at OAK).

**2022:** Batted .204/.235/.418/.654 (20-98) with 5 home runs, 4 doubles, and 14 RBI over 26 G in his Major League debut...opened campaign on Triple-A Round Rock Injured List (torn left labrum) and spent most of season rehabbing following surgery on 2/23...was activated from IL on 8/9 and had his contract selected from Round Rock on 9/9...10 of his 20 hits went for extra bases (5 HR, 1 3B, 4 2B)...recorded 5 XBH in his first 6 MLB games, the most ever by a Ranger thru 6 career games...worked 1st career walk in his 54th PA, as he had 0 BB/25 SO over his first 13 G...batted .270 (10-37) w/ 3 HR vs. LHP and .164 (10-61) w/ 2 HR vs. RHP...set career highs with 2 HR, 5 RBI, 3 H, 9 TB, 2 R, 2 XBH, and 3 times on base on 9/27 at SEA...his 5 RBI accounted for every run scored in the Rangers' 5-0 win, joining CLE's Joe Carter on 8/12/84 vs. NYY (6 RBI) as just the 2nd MLB rookie to ever have 5+ RBI account for all the runs scored in a game (since RBI became an official stat in 1920)...committed 2 errors in 76 chances (.974 fielding pct.) over

26 games/starts at third base (25) and designated hitter (1)...started each of team's final 26 G after he was called up on 9/9, including 19 straight starts at 3B to close the season...entered 2022 rated among the top prospects in baseball by *Baseball America* (no. 26) and MLB Pipeline (no. 29).

**MINORS IN 2022:** Played 31 total games with the Arizona Complex League Rangers (RK.) and Round Rock (AAA), batting .266/.326/.540/.866 (33-124) with 9 HR and 29 RBI...saw action in 8 G on injury rehab assignment w/ ACL Rangers (.240/.345/.600/.945, 3 HR, 5 RBI) from 7/28-8/6...activated from Round Rock IL on 8/9 and batted .273/.321/.525/.846 w/ 6 HR, 24 RBI in 23 G w/ Express...hit 2 HR and recorded career-high 6 RBI on 8/16 vs. El Paso.

**2021:** Slashed .326/.398/.592/.990 with 19 HR and 61 RBI in 78 G with Round Rock (AAA) and Frisco (AA)...did not begin his season until mid-June, as he suffered a stress fracture in his left foot during spring training and underwent surgery on 3/22 in Dallas...the procedure, which involved a screw being inserted into his foot, was performed by foot specialist Dr. Keith Heier...his .990 OPS figure ranked 6th among all minor league players (min. 300 AB)...committed just one error in 116 total chances at 3B for a .991 fielding pct...finished the season with an 18-G hit streak (.431, 31-72)...entered the season ranked by *Baseball America* and MLB.com as the Rangers' top prospect and a top 100 overall prospect by BA (no. 49) and MLB.com (no. 63)...also tabbed by BA as the organization's "Best Hitter for Average" in the publication's annual Best Tools survey...at the end of the season, was tabbed by *Baseball America* as a top prospect in the Triple-A West (no. 4) and Double-A Central (no. 7) leagues...attended a December hitter's camp for Texas prospects in Arizona and a player development camp/seminar for a select group of top Rangers prospects at Globe Life Field in January...**2020:** Due to the cancellation of the minor league season, Jung spent the entire 2020 campaign at the club's Alternate Training Site in Arlington...also competed in the Fall Developmental League in Arizona, registering a .345/.447/.563/1.010 slash line with 3 HR and 13 RBI...appeared in 8 Cactus League games during spring training prior to the COVID-19 shutdown...saw additional action in Summer Camp at Globe Life Field once teams reassembled in July...rated by *Baseball America* as Texas' top prospect entering the year, and as well as no. 55 (MLB.com) and no. 93 (BA) overall on the overall top prospects lists...**2019:** Combined to bat .316 (55-174) with 2 HR and 28 RBI in 44 G with Low-A Hickory and Rookie-level AZL Rangers in his professional debut...homered in 1st pro AB as part of a 3-for-4, 3-RBI performance on 7/11 vs. AZL Dodgers...appeared in just 4 G in the Arizona League before he was promoted to Hickory on 7/16...ranked among South Atlantic League leaders in 2B (T2nd, 13), RBI (T10th, 23), H (T10th, 45), and BA (13th, .287) from the time his promotion thru the end of the season...named the 10th-best prospect in the SAL by *Baseball America*.

**AMATEUR:** Played three seasons at Texas Tech University from 2017-19, batting .348/.455/.577/1.032 with 33 HR, 181 RBI, and more BB (128) than SO (120) over 191 G...finished his career among the program's top-5 all-time leaders in walks, hits, total bases, and RBI...named 2019 Big 12 Co-Player of the Year, splitting the honor with fellow Ranger Davis Wendzel (Baylor)...earned 15 total All-America awards over his three years and was selected Big 12 Player of the Decade by D1 Baseball...became the second first-round selection in program history, joining Donald Harris (5th overall pick by Texas in 1989)...played for the 2018 USA Baseball Collegiate National Team...played baseball and football at MacArthur High School in San Antonio.

**PERSONAL:** Joshua Ryne Jung...father, Jeff, is a longtime high school baseball and football coach in the state of Texas...younger brother, Jace, played three seasons at Texas Tech and was selected by Detroit in the 1st round (12th overall) of the 2022 MLB Draft...Jace batted .232 in 30 games at West Michigan (High-A) in 2022...Josh and Jace reside together in Lubbock, where Josh purchased a house in summer 2020...grew up a Yankees fan...has participated in the Texas Rangers Winter Caravan each of the last 3 years...signed autographs and interacted with fans as part of Rangers annual Toy Drive event at Globe Life Field on 12/12/22.

## CAREER RECORD

YEAR	CLUB	AVG	G	AB	R	H	TB	2B	3B	HR	RBI	SH	SF	BB-I	SO	SB	CS	HP	GIDP	OBP	SLG
2019	AZL Rangers—1	.588	4	17	5	10	16	1	1	1	5	0	0	2-0	3	0	0	0	1	.632	.941
	Hickory	.287	40	157	18	45	61	13	0	1	23	0	2	16-1	29	4	1	4	2	.363	.389
DID NOT PLAY																					
2021	Frisco	.308	43	169	25	52	92	8	1	10	40	0	1	13-0	42	2	2	3	2	.366	.544
	Round Rock	.348	35	135	29	47	88	14	0	9	21	0	0	18-1	34	0	0	3	2	.436	.652
2022	ACL Rangers	.240	8	25	4	6	15	0	0	3	5	0	0	3-0	5	0	0	1	0	.345	.600
	Round Rock	.273	23	99	15	27	52	7	0	6	24	0	0	4-0	30	1	0	3	1	.321	.525
<b>Texas</b>		<b>.204</b>	<b>26</b>	<b>98</b>	<b>9</b>	<b>20</b>	<b>41</b>	<b>4</b>	<b>1</b>	<b>5</b>	<b>14</b>	<b>0</b>	<b>0</b>	<b>4-0</b>	<b>39</b>	<b>2</b>	<b>0</b>	<b>0</b>	<b>2</b>	<b>.235</b>	<b>.418</b>
<b>MAJOR TOTALS</b>		<b>.204</b>	<b>26</b>	<b>98</b>	<b>9</b>	<b>20</b>	<b>41</b>	<b>4</b>	<b>1</b>	<b>5</b>	<b>14</b>	<b>0</b>	<b>0</b>	<b>4-0</b>	<b>39</b>	<b>2</b>	<b>0</b>	<b>0</b>	<b>2</b>	<b>.235</b>	<b>.418</b>
<b>MINOR TOTALS</b>		<b>.311</b>	<b>153</b>	<b>602</b>	<b>96</b>	<b>187</b>	<b>324</b>	<b>43</b>	<b>2</b>	<b>30</b>	<b>118</b>	<b>0</b>	<b>3</b>	<b>56-2</b>	<b>143</b>	<b>7</b>	<b>3</b>	<b>14</b>	<b>8</b>	<b>.381</b>	<b>.538</b>

\* Led league # Tied for league lead

1- Selected by Texas in the 1st round (8th overall) of the 2019 June draft...signed by Josh Simpson.

## CAREER FIELDING

3B	PCT	G	PO	A	E	TC	DP
2022	.974	25	19	55	2	76	6

## CAREER HIGHS

**Hits: 3**, Sept. 27, 2022 vs. SEA  
**Runs: 2**, Sept. 27, 2022 vs. SEA  
**Doubles: 1**, 4x, last Sept. 25, 2022 vs. CLE  
**Triples: 1**, Oct. 4, 2022 vs. NYY  
**Home Runs: 2**, Sept. 27, 2022 vs. SEA  
**RBI: 5**, Sept. 27, 2022 vs. SEA  
**Walks: 2**, Sept. 29, 2022 vs. SEA  
**Hitting Streak: 5**, Sept. 12-16, 2022

## MULTI-HR GAMES (1)

Sept. 27, 2022 vs. SEA

# ANTOINE KELLY



LHP #90

L BATS L THROWS  
6'5" 205  
HEIGHT WEIGHT  
23  
OPENING DAY AGE

BORN Dec. 5, 1999 in Chicago, IL  
RESIDES Des Plaines, IL  
ACQUIRED Selected by Milwaukee in the 2nd round of the 2019 June draft  
CONTRACT STATUS Signed through 2023  
SERVICE TIME 0.000 OPTIONS USED 0/3

NON-ROSTER INVITEE

FRONT OFFICE

COACHES

PLAYERS

2022 REVIEW

OPPONENTS

RECORDS

DEVELOPMENT

MEDIA

**CAREER:** The 23-year-old lefty was acquired from Milwaukee, along with INF Mark Mathias, last August as part of the trade that sent long-time Ranger RHP Matt Bush to the Brewers... last season, combined to go 2-4 with a 4.43 ERA (54 ER/109.2 IP) and career-high 143 strikeouts (11.7 SO/9) for High-A Wisconsin (MIL) and Double-A Frisco (TEX)...was selected to the 2022 SiriusXM All-Star Futures Game for the N.L. squad prior to trade...has previously been rated among *Baseball America's* top 30 Brewers prospects in 2020 (no. 7), 2021 (no. 5), and 2022 (no. 13)...BA tabbed Kelly as the 14th-best prospect in the Rangers farm system in the publication's 2022 mid-season rankings...the Illinois native missed most of 2021 (thoracic outlet surgery) and all of 2020 (pandemic) after he was selected by MIL in the 2nd round (65th overall) of the 2019 MLB Draft out of Wabash Valley CC in Mount Carmel, Ill.

**2022:** Split his 1st full minor league season between Wisconsin (A+) of the Milwaukee organization and Frisco (AA) of the Texas organization...was acquired by the Rangers from the Brewers, along with INF Mark Mathias, in exchange for RHP Matt Bush on 8/2...combined to record career-high 143 strikeouts, and his 11.74 SO/9 figure ranked 22nd among MiLB starting pitchers (min. 20 GS)...went 2-4, 3.86 ERA (39 ER/91.0 IP) with 119 strikeouts in 19 starts for Wisconsin prior to trade...was promoted to Double-A upon being acquired by the Rangers, posting no record and a 7.23 ERA (15 ER/18.2 IP) in 7 games/5 starts for the RoughRiders...did not see a dip in his SO/9 figure after jumping from A+ (11.8) and AA (11.6)...selected to SiriusXM All-Star Futures Game at Dodger Stadium on 7/16, representing Milwaukee on the N.L. squad.

**2021:** Returned from injury to make 9 appearances/8 starts between Wisconsin (A+), Carolina (A) and ACL Brewers Blue (Rk.)...was on the Injured List for the first 3 months of the season while recovering from surgery for thoracic outlet syndrome (Nov. 2020)...activated from IL on 7/12 after spending time rehabbing at the Brewers' Spring Training complex in Phoenix...**2020:** Did not see official game action as the minor league season was cancelled due to the pandemic...spent entire summer at MIL's Alternate Training Site in Appleton, WI, developing a changeup to add to his arsenal...underwent pectoralis minor release surgery and a first rib resection surgery on 11/5, performed by Dr. Gregory Pearl...felt discomfort in his throwing arm during Fall Instructional League before tests revealed he would need surgery...**2019:** Appeared in 10 G in his 1st pro season rotating time between ACL Brewers Blue (Rk.) and the Wisconsin Timber Rattlers (A)...pro debut was 6/28 vs. AZL Padres 1 (2.0 IP, 0 H, 0 R, 2 K).

**PERSONAL/AMATEUR:** Antoine Jermaine Kelly...selected in the 2nd round of the 2019 MLB Draft by the Brewers and signed by Harvey Kuenn Jr...posted 9-0 record, 1.88 ERA, and 112 strikeouts (19.14 SO/9) over 13 starts (52.2 IP) in lone season at Wabash Valley CC in Mount Carmel, Ill. in 2019...was originally selected by San Diego in the 13th round of the 2018 MLB Draft, but did not sign...was a four-year letterwinner in baseball at Maine Township East High School in Park Ridge, Ill...recorded a 2.64 ERA and 309 strikeouts in his prep career, including a 0.66 ERA and 98 SO as a senior in 2018...doctors sent him home with a piece of his removed rib following surgery for thoracic outlet syndrome in Nov. 2020.

## CAREER RECORD

YEAR	CLUB	W-L	ERA	G	GS	CG	SHO	SV	IP	H	R	ER	HR	HB	BB-I	SO	WP	BK	AVG
2019	AZL Brewers Blue	1-20-0	1.26	9	9	0	0	0	28.2	21	4	4	0	0	5-0	41	2	0	.208
	Wisconsin	0-1	18.00	1	1	0	0	0	3.0	5	6	6	2	0	4-0	4	0	0	.417
DID NOT PITCH																			
2020	ACL Brewers Blue	0-0	0.00	1	0	0	0	0	1.0	0	0	0	0	0	0-0	0	0	0	.000
	Carolina	0-1	6.88	7	7	0	0	0	17.0	13	13	13	0	1	16-0	24	5	1	.213
	Wisconsin	0-1	54.00	1	1	0	0	0	1.1	3	8	8	0	2	3-0	3	0	0	.500
2022	Wisconsin	2-4	3.86	19	19	0	0	0	91.0	60	43	39	6	11	52-0	119	6	0	.189
	Frisco—3	0-0	7.23	7	5	0	0	0	18.2	12	16	15	0	4	19-0	24	2	1	.194
<b>MINOR TOTALS</b>		<b>2-7</b>	<b>4.76</b>	<b>45</b>	<b>42</b>	<b>0</b>	<b>0</b>	<b>0</b>	<b>160.2</b>	<b>114</b>	<b>90</b>	<b>85</b>	<b>8</b>	<b>18</b>	<b>99-0</b>	<b>215</b>	<b>15</b>	<b>2</b>	<b>.202</b>

\* Led league # Tied for league lead

- Selected by San Diego in the 13th round of the 2018 June draft...did not sign.
- Selected by Milwaukee in the 2nd round of the 2019 June draft...signed by Harvey Kuenn Jr.
- Acquired by Texas from Milwaukee, along with INF Mark Mathias, in exchange for RHP Matt Bush on Aug. 2, 2022.





RHP #21

# IAN KENNEDY

R BATS R THROWS  
6'0" HEIGHT 210 WEIGHT  
38 OPENING DAY AGE

BORN Dec. 19, 1984 in Huntington Beach, CA  
RESIDES San Juan Capistrano, CA  
ACQUIRED Signed as a minor league free agent on Jan. 27, 2023  
CONTRACT STATUS Signed through 2023  
SERVICE TIME 13.124 OPTIONS USED 3/3

NON-ROSTER INVITEE

**CAREER:** The 38-year-old veteran right-hander signed a minor league deal to return to the Rangers in late January...former starter has pitched in relief for past four seasons, posting 66 saves and a 4.30 ERA over 190 games/one start...that span included a stint as the Texas closer to open 2021 before he was traded to Philadelphia...in 2022, made a return to the Arizona Diamondbacks, recording 10 saves over 57 games...has gone 104-113 with a 4.14 ERA over 481 games/290 starts in his MLB career with NYY (2007-09), ARI (2010-13, 2022), SD (2013-15), KC (2016-20), TEX (2021), and PHI (2021)...was teammates with Rangers GM Chris Young in K.C. (2015-17)...was 2019 Royals Pitcher of the Year after recording 30 saves in his first full campaign as a reliever...posted a career-high 21 wins with Arizona in 2011, and made at least 30 starts in 8 consecutive seasons from 2010-17...from 2010-15, led N.L. in starts (192) and ranked among leaders in innings (3rd, 1175.0), strikeouts (4th, 1097), and wins (T5th, 74)...a highly-touted prospect in his youth, he was originally selected in the first round (21st overall) of the 2006 June draft by the New York Yankees out of the University of Southern California...he was a member of the U.S. team that took gold at the 2004 FISU World University Junior World Championship in Canada.

**2022:** Went 4-7, 5.36 (30 ER/50.1 IP) with 10 saves over 57 G in his return to ARI...ranked among team leaders in games finished (2nd, 21), saves (2nd, 10), and G (3rd, 57)...allowed 17 R-ER over final 14 G/11.0 IP beg. 8/16 to raise final ERA from 2.97 to 5.36...recorded 7 of 10 saves on the road...on 15-day IL 7/4-20 with right calf inflammation...his 798.2 IP with Arizona (2010-13, 2022) ranks 5th all-time in franchise history while his 52 wins and 705 SO rank 6th.

**2021:** Tabbed as Rangers' season-opening closer after entering camp as non-roster invitee...had a team-high 16 saves over 32 games for TEX, with no record and a 2.51 ERA (9 ER/32.1 IP)...finished with 3rd-highest save percentage (16-for-17, 94.1%) among A.L. relievers with at least 15 save chances...on 10-day IL 6/6-15 with a left hamstring strain...was traded to PHI on 7/30 in a 6-player deal that sent RHP Kyle Gibson to the Phillies...recorded 10 saves in 23 G for PHI the rest of the way...**2020:** In his final year with K.C., posted 9.00 ERA with 1.786 WHIP over 15 G/1 GS in the abbreviated campaign...on IL from 8/31-9/24 with a left calf strain and did not pitch after he returned...final outing was 8/29 at CWS...lone start was 8/15 at MIN-G1, serving as "opener"...**2019:** Selected as Bruce Rice Pitcher of the Year by K.C. Chapter of the BBWAA...ranked T4th in A.L. with 30 saves in his 1st season as a reliever, including an MLB-high 28 saves from 5/30-end of season...also led MLB with 19 saves after AS break...became 4th pitcher since saves became an official stat in 1969 to have both a 20-win season (21 W w/ ARI in 2011) and a 30-save season, joining Dennis Eckersley, John Smoltz, and Derek Lowe...converted 30 of 34 save chances (88.2%), 3rd-best pct. in A.L...averaged career-best

10.4 SO/9...Royals Pitcher of Month for March/April and June...went 31 G/29.2 IP without allowing a HR from 5/19-8/16...**2018:** Had 3 wins in 22 G/GS, fewest victories since 2009...his 3.76 runs of support per 9.0 IP was 10th-lowest in A.L....on 10-day IL, both 6/30-7/9 and 7/11-9/8 with left oblique strain...lone start while active in that span was 7/10 at MIN...had 17 straight winless starts, 4/12-9/9, a single-season club record...**2017:** Posted 8th straight season with 30+ starts...snapped KC record of 18 straight winless home starts from 8/31/16-9/8/17 with win in final outing on 9/29 vs. ARI...**2016:** In 1st season with Royals, matched career high with 33 starts, T4th in A.L...ranked among A.L. leaders in H/9 (8th, 7.96), opp. BA (9th, .236), and SO (10th, 184)...opponents batted .192 (23-120) with RISP, 4th-best in A.L. and 6th in Royals history, lowest by KC pitcher since David Cone (.150 in 1994)...Royals Pitcher of Month in both May and August...signed 5-year deal with Royals on 1/29/16...**2015:** Spent final season with SD, posting 3.41 ERA (49 ER/129.1 IP) in final 22 starts beg. 6/2...ranked 7th in N.L. with 9.53 SO/9...prior to start on 7/31 at MIA, his wife Allison gave birth to their 4th child, Evelyn Nicole...Ian made the start that night, an 8-3 Padres win, unable to return to California due to weather...**2014:** Recorded career-high 207 K's, T5th in N.L...became 4th SD pitcher (6th instance) to record 200+ SO in a season, 1st since Jake Peavy (240 in 2007)...4th in N.L. with 9.27 SO/9...matched career high with 12 K's, 5/12 vs. MIA...also hit 1st career HR in that game (off Jacob Turner)...**2013:** Combined to go 7-10, 4.91 in 31 starts with ARI and SD...traded to Padres on 7/31...served 10-G suspension beginning late June for his role in an on-field incident on 6/11 at LAD...**2012:** Ranked among N.L. leaders in starts (T1st, 33), wins (6th, 15), and innings (10th, 208.1)...his 9 wins after the AS break tied N.L. lead...career-best 9-G win streak from 8/23/11-5/2/12...had 11 BB, most by a pitcher since MON's Steve Rogers (11) in 1982...had bases-loaded triple on 7/23 vs. COL...**2011:** Finished 4th in N.L. Cy Young Award voting, setting career bests in wins (21), starts (33) and ERA (2.88)...his .840 win pct. was best in N.L. since 1999 (.846 by HOU's Mike Hampton, 22-4)...was 10-0 vs. N.L. West...tied ML lead with 12 wins as AS break, matching Clayton Kershaw and Justin Verlander...1st career SHO, 4/25 vs. PHI...made 2 starts for ARI in NLDS vs. MIL, going 0-1, 4.26...**2010:** Named Most Valuable Pitcher by ARI chapter of BBWAA in his 1st full season with the club...ranked among N.L. leaders in opponent BA (8th) and H/9 (9th)...**2009:** Missed a majority of the season with an aneurysm near his right shoulder...acquired by Arizona from NYY on 12/8, in a three-team deal with DET...**2008:** Had 4 stints with NYY, 10 G/9 GS...his 8.17 ERA was highest ever by NYY pitcher with 9+ starts...**2007:** Named NYY Minor League Pitcher of the Year (Kevin Lawm Award), going 12-3, 1.91 with 4 minor league clubs...made ML debut 9/1 vs. TB, earning 9-6 win (7.0 IP, 1 ER)...did not pitch after 9/13, suffering a strained upper back muscle during a bullpen session.

FRONT OFFICE

COACHES

PLAYERS

2022 REVIEW

OPPONENTS

RECORDS

DEVELOPMENT

MEDIA

# KENNEDY CONTINUED

FRONT OFFICE

COACHES

PLAYERS

2022 REVIEW

OPPONENTS

RECORDS

DEVELOPMENT

MEDIA

**AMATEUR:** A two-time member of the U.S. National Team (2004-05), including the Gold Medal winning squad at the 2004 FISU World University Junior World Championship in Canada...attended Univ. of Southern California, where he ranks 3rd in program history in SO (380) and 7th in starts (47)...his 158 SO as a sophomore (2005) are 4th on USC's single-season list...named a first team All-American following his freshman and sophomore seasons...also tabbed Pac-10 Pitcher of the Year in 2005, becoming the 8th Trojan pitcher to earn the award...wife, Allison, was a guard/forward on the USC women's basketball team...graduated from La Quinta High School in Huntington Beach, Calif., in 2003...named California Intercollegiate Federation (CIF) co-Most Valuable Player and Orange County Register Most Valuable Player as a senior...drafted by Cardinals (14th round in 2003) out of high school, but did not sign.

**PERSONAL/COMMUNITY:** Ian Patrick Kennedy...he and his wife, Allison, have 4 daughters, Nora Rose, Renee Elaine, Lydia Marie, Evelyn Nicole and 2 sons, Isaac Patrick and Elijah Edward...the Kennedys put an emphasis on military organizations, as they hosted Gold Star Mothers and military families, along with first responders, at Friday home games during his 2021 season with the Rangers...also hosted suite events at Royals games by inviting 13 different groups that support military, veterans and law enforcement...during the offseason, the Kennedys have made personal financial donations to Folds of Honor, Honor Flight Network of KC, SAFE and USO...named MLB's recipient of the 2019 Bob Feller Act of Valor Award, an honor which recognizes players for their commitment to military families.

## CAREER RECORD

YEAR	CLUB	W-L	ERA	G	GS	CG	SHO	SV	IP	H	R	ER	HR	HB	BB-I	SO	WP	BK	AVG
2006	Staten Island—1	0-0	0.00	1	1	0	0	0	2.2	2	0	0	0	0	2-0	2	0	0	.200
2007	Tampa	6-1	1.29	11	10	1	0	0	63.0	39	9	9	2	1	22-0	72	1	0	.183
	Trenton	5-1	2.59	9	9	0	0	0	48.2	27	14	14	2	2	17-0	57	2	0	.163
	Scranton/Wilkes-Barre	1-1	2.08	6	6	0	0	0	34.2	25	8	8	2	3	11-1	34	0	0	.205
	<b>New York-AL</b>	<b>1-0</b>	<b>1.89</b>	<b>3</b>	<b>3</b>	<b>0</b>	<b>0</b>	<b>0</b>	<b>19.0</b>	<b>13</b>	<b>6</b>	<b>4</b>	<b>1</b>	<b>0</b>	<b>9-0</b>	<b>15</b>	<b>0</b>	<b>0</b>	<b>.191</b>
2008	<b>New York-AL—2</b>	<b>0-4</b>	<b>8.17</b>	<b>10</b>	<b>9</b>	<b>0</b>	<b>0</b>	<b>0</b>	<b>39.2</b>	<b>50</b>	<b>37</b>	<b>36</b>	<b>5</b>	<b>1</b>	<b>26-0</b>	<b>27</b>	<b>3</b>	<b>0</b>	<b>.309</b>
	Scranton/Wilkes-Barre	5-3	2.35	13	12	0	0	0	69.0	52	19	18	4	5	17-0	72	2	1	.206
	Yankees	1-0	3.00	1	0	0	0	0	3.0	3	1	1	0	1	0-0	7	1	0	.250
	Tampa	0-0	0.00	1	1	0	0	0	5.0	2	0	0	0	0	1-0	4	0	0	.118
2009	Scranton/Wilkes-Barre	1-0	1.59	4	4	0	0	0	22.2	18	5	4	0	0	7-0	25	1	0	.220
	<b>New York-AL—3</b>	<b>0-0</b>	<b>0.00</b>	<b>1</b>	<b>0</b>	<b>0</b>	<b>0</b>	<b>0</b>	<b>1.0</b>	<b>0</b>	<b>0</b>	<b>0</b>	<b>0</b>	<b>1</b>	<b>2-0</b>	<b>1</b>	<b>0</b>	<b>0</b>	<b>.000</b>
2010	Arizona	9-10	3.80	32	32	0	0	0	194.0	163	87	82	26	10	70-2	168	*16	0	.228
2011	Arizona	*21-4	2.88	33	33	1	1	0	222.0	186	73	71	19	9	55-0	198	11	1	.227
2012	Arizona	15-12	4.02	33	#33	1	0	0	208.1	216	101	93	28	*14	55-4	187	5	4	.266
2013	Arizona—4,5	3-8	5.23	21	21	0	0	0	124.0	128	79	72	18	10	48-1	108	9	0	.268
	San Diego	4-2	4.24	10	10	0	0	0	57.1	52	29	27	9	2	25-0	55	1	1	.239
2014	San Diego	13-13	3.63	33	33	0	0	0	201.0	189	85	81	16	4	70-4	207	11	0	.250
2015	San Diego—6,7	9-15	4.28	30	30	0	0	0	168.1	166	95	80	31	7	52-4	174	5	1	.258
2016	Kansas City—8	11-11	3.68	33	33	0	0	0	195.2	173	81	80	33	13	66-1	184	4	0	.236
2017	Kansas City—9	5-13	5.38	30	30	0	0	0	154.0	143	99	92	34	5	61-2	131	4	1	.266
2018	Kansas City—10,11	3-9	4.66	22	22	0	0	0	119.2	125	66	62	20	1	40-2	105	4	0	.265
	Omaha	0-1	7.36	1	1	0	0	0	3.2	4	3	3	0	0	1-0	2	1	0	.286
	Northwest Arkansas	0-1	13.50	1	1	0	0	0	4.0	7	6	6	0	0	2-0	5	1	0	.389
2019	Kansas City	3-2	3.41	63	0	0	0	30	63.1	64	24	24	6	1	17-1	73	3	0	.261
2020	Kansas City—12	0-2	9.00	15	1	0	0	0	14.0	20	17	14	7	1	5-1	15	0	0	.323
2021	Texas—13,14	0-0	2.51	32	0	0	16	32.1	27	9	9	5	0	0	7-2	35	0	0	.227
	Philadelphia	3-1	4.13	23	0	0	10	24.0	18	12	11	7	2	10	1-1	27	0	0	.202
2022	Arizona—15,16,17	4-7	5.36	57	0	0	10	50.1	57	33	30	11	1	1	22-3	44	3	0	.278
	AZL Diamondbacks Black	0-0	27.00	1	1	0	0	0	1.0	5	3	3	0	0	0-0	2	0	0	.625
<b>MAJOR TOTALS</b>		<b>104-113</b>	<b>4.14</b>	<b>481</b>	<b>290</b>	<b>2</b>	<b>1</b>	<b>66</b>	<b>1888.0</b>	<b>1790</b>	<b>933</b>	<b>868</b>	<b>276</b>	<b>82</b>	<b>640-28</b>	<b>1754</b>	<b>79</b>	<b>8</b>	<b>.269</b>
<b>MINOR TOTALS</b>		<b>19-8</b>	<b>2.31</b>	<b>49</b>	<b>46</b>	<b>1</b>	<b>0</b>	<b>0</b>	<b>257.1</b>	<b>184</b>	<b>68</b>	<b>66</b>	<b>10</b>	<b>12</b>	<b>80-1</b>	<b>282</b>	<b>9</b>	<b>1</b>	<b>.201</b>

\* Led league # Tied for league lead

- Selected by New York-AL in the first round (21st overall) of the 2006 June draft...signed by Damon Oppenheimer.
- On injured list, May 28-June 23, 2008, with bursitis/strained right lat.
- Acquired by Arizona from New York-AL on Dec. 8, 2009 as part of a three-team trade that also included Detroit...acquired with RHP Edwin Jackson, while the Yankees acquired OF Curtis Granderson and Detroit acquired RHP Max Scherzer, LHP Daniel Schlereth, LHP Phil Coke and OF Austin Jackson.
- Served 10-game suspension from July 17-28, 2013 following on-field incident.
- Acquired by San Diego from Arizona in exchange for LHP Joe Thatcher and RHP Matt Stites on July 31, 2013.
- On injured list, April 10-24, 2015, with strained left hamstring.
- On Paternity Leave list, Aug. 1-3, 2015.
- Signed by Kansas City as a free agent on Jan. 29, 2016.
- On injured list, May 5-20, 2017, with strained right hamstring.
- On injured list, July 3-9, 2018, with strained left oblique.
- On injured list, July 11-Sept. 8, 2018, with strained left oblique.
- On injured list, Aug. 31-Sept. 24, 2020, with left calf strain.
- Signed by Texas as a minor league free agent on Feb. 23, 2021.
- Acquired by Philadelphia from Texas, along with RHP's Hans Crouse and Kyle Gibson, and cash considerations for RHP's Josh Gessner, Kevin Gowdy and Spencer Howard on July 30, 2021.
- Signed by Arizona to a free agent contract on March 16, 2022.
- On injured list, July 4-20, 2022, with right calf inflammation...included rehab assignment with ACL Diamondbacks Black from July 16-19.
- Signed by Texas to a minor league contract on Jan. 27, 2023.

## POSTSEASON RECORD


SERIES	CLUB	W-L	ERA	G	GS	CG	SHO	SV	IP	H	R	ER	HR	HB	BB-I	SO	WP	BK	AVG
2011 NLDS	ARI vs. MIL	0-1	4.26	2	2	0	0	0	12.2	13	6	6	1	3	3-0	8	1	0	.265

## CAREER FIELDING

P	PCT	G	PO	A	E	TC	DP
Totals	.958	481	94	154	11	259	11

## CAREER HIGHS

**Innings:** 9.0, April 25, 2011 vs. PHI  
**Strikeouts:** 12, 5x, last Sept. 2, 2015 vs. TEX  
**Walks:** 9, June 26, 2010 vs. TB  
**Winning Streak:** 9, Aug. 23, 2011-April 22, 2012  
**Losing Streak:** 8, 2x, last April 12-June 29, 2018



# ZAK KENT

R BATS R THROWS

6'3" HEIGHT 210 WEIGHT

25 OPENING DAY AGE

BORN Feb. 24, 1998 in Henrico, VA

RESIDES Heathsville, VA

ACQUIRED Selected in the 9th round of the 2019 June draft

CONTRACT STATUS Signed through 2023

SERVICE TIME 0.000 OPTIONS USED 0/3

RHP #78

**CAREER:** The 25-year-old Kent will be seeking his Major League debut this season after being added to Texas' 40-man roster on November 15, 2022...he finished the 2022 campaign with Triple-A Round Rock, where he posted a 1-1 record and 1.67 ERA over 5 starts after opening the year at Double-A Frisco...the right-hander entered last season as the no. 17 overall prospect in the Rangers' farm system according to *Baseball America*...has gone 9-11 with a 3.92 ERA (95 ER/218.0 IP) and 10.1 strikeouts per 9.0 innings figure over 55 appearances/46 starts in his minor league career...his 227 strikeouts and 198.2 innings over the last two seasons (2021-22) both rank 4th among Texas minor leaguers in that span...the Virginia native was selected by the Rangers in the 9th round of the 2019 MLB Draft following 3 seasons at Virginia Military Institute.

**2022:** Went 3-4 with a 3.94 ERA (48 ER/109.2 IP) over 24 starts at Frisco (AA) and Round Rock (AAA), logging the 4th-most innings and 12th-most strikeouts (110) of any Rangers minor league pitcher...returned to Frisco, where he finished the 2021 campaign, and went 2-3 with a 4.68 ERA (43 ER/82.2 IP) and 87 SO/30 BB in 19 starts before earning a promotion to Round Rock on 8/31...posted a 1-1 record, 1.67 ERA (5 ER/27.0 IP), and 23 SO/13 BB in 5 starts for the Express, allowing one-or-zero runs in 4 of the 5 outings...endured brief stint on Injured List from 8/6-12 with a hamstring injury...earned a win in his Cactus League 'A' game outing on 4/2 vs. CLE (2.0 IP, 1 R-ER, 2 BB, 0 SO).

**2021:** Totaled a 6-6 record, 3.64 ERA (36 ER/89.0 IP), and 117 strikeouts over 20 games/15 starts for Frisco (AA) and Hickory (A+)...struck out 31.9% (117 of 367) batters faced, the 3rd-highest strikeout rate by a Texas farmhand in 2021 (min. 80 IP) behind Avery Weems (34.5%) and Cole Winn (32.2%)...opened

the year with an 18.2-inning scoreless streak as a reliever for Hickory before joining the rotation in mid-June and going 4-2, 4.10 (19 ER/41.2 IP) in 9 starts...twice earned High-A East Pitcher of the Week honors (7/12-18 and 8/2-8), with the latter award coming after a career-high 13 K's on 8/5 at Greensboro...promoted to Frisco on 8/10 and went winless (0-4) in 6 starts for the RoughRiders to finish the campaign while continuing to rack up strikeouts at the higher level (12.2 SO/9)...**2020:** Did not see official game action after minor league season was canceled due to pandemic...recorded 25 strikeouts over 17.0 IP in the Fall Developmental League, tied with Cody Bradford for the most strikeouts among Rangers pitchers...opposing batters scored 3 runs on 14 hits and 9 walks...**2019:** Went 0-1, 5.12 (11 ER/1.1 IP) in 11 G/7 GS for Short-A Spokane and the AZL Rangers (Rk.) in his pro debut...had at least one strikeout in all 11 games.

**AMATEUR:** Pitched three seasons at Virginia Military Institute, making 50 appearances/37 starts for the Keydets from 2017-19...had his best season as a junior in 2019, going 5-5 with a 4.64 ERA (50 ER/97.0 IP) and 132 strikeouts in 15 games/14 starts to earn second team All-Southern Conference honors...his 132 strikeouts set a school record, led the Southern Conference, and ranked 9th in the nation...VMI was the only Division I program by which he was recruited...finished his college career 4th in program history with 258 strikeouts...played baseball, football, and golf at Northumberland (Va.) High School.

**PERSONAL:** Zachary Allen Kent...has received guidance from former TEX farmhand and VMI standout Reed Garrett, who was the Rangers' 14th-round draft selection out of VMI in 2014 and reached the Majors with Detroit in 2019...grew up a Baltimore Orioles fan...looks up to Jacob deGrom and Corbin Burnes.


## CAREER RECORD

YEAR	CLUB	W-L	ERA	G	GS	CG	SHO	SV	IP	H	R	ER	HR	HB	BB-I	SO	WP	BK	AVG
2019	AZL Rangers—1 Spokane	0-0	0.00	1	0	0	0	0	1.0	0	0	0	0	1	0-0	2	0	0	.000
		0-1	5.40	10	7	0	0	0	18.1	25	11	11	2	0	7-0	16	3	0	.321
DID NOT PITCH																			
2021	Hickory	6-2	2.83	14	9	0	0	0	60.1	46	20	19	5	2	15-0	78	3	1	.206
	Frisco	0-4	5.34	6	6	1	0	0	28.2	34	17	17	9	1	9-1	39	2	0	.298
2022	Frisco	2-3	4.68	19	19	0	0	0	82.2	83	45	43	11	3	30-0	87	1	0	.263
	Round Rock	1-1	1.67	5	5	0	0	0	27.0	17	7	5	2	0	13-0	23	0	0	.181
<b>MINOR TOTALS</b>		<b>9-11</b>	<b>3.92</b>	<b>55</b>	<b>46</b>	<b>1</b>	<b>0</b>	<b>0</b>	<b>218</b>	<b>205</b>	<b>100</b>	<b>95</b>	<b>29</b>	<b>7</b>	<b>74-1</b>	<b>245</b>	<b>9</b>	<b>1</b>	<b>.248</b>

\* Led league # Tied for league lead

1- Selected in the 9th round of the 2019 June draft...signed by Brian Matthews.

# JOHN KING



L BATS L THROWS  
 6'2" HEIGHT 215 WEIGHT  
 28 OPENING DAY AGE

BORN Sept. 14, 1994 in Missouri City, TX  
 RESIDES Grand Prairie, TX  
 ACQUIRED Selected in the 10th round of the 2017 June draft  
 CONTRACT STATUS Signed through 2023  
 SERVICE TIME 2.026 OPTIONS USED 1/3

FRONT OFFICE

COACHES

PLAYERS

2022 REVIEW

OPPONENTS

RECORDS

DEVELOPMENT

MEDIA

**CAREER:** The 28-year-old left-hander is entering his 7th professional season, all spent with the Texas organization... appeared in a career-high 39 games last season, a full year removed from Thoracic Outlet Syndrome surgery performed on 9/17/21...finished 1-4 across 51.1 innings of work, ranked as the 4th most on team...started season strong boasting a 2.00 ERA (4 ER/18 IP) in first 18 relief outings...went 0-for-5 on save opportunities, but tallied 8 holds as a back-end reliever... returned to health a week into Spring Training after missing a large portion of the 2021 campaign due to left shoulder inflammation...recorded 7 wins in 2021, T8th-most among A.L. relievers and 2nd-most on club (10-Lyles) despite lengthy IL stint...has gone 9-9 with a 4.01 ERA (48 ER/107.2 IP) across 72 relief appearances for the Rangers since making his Major League debut in 2020...had logged just 102.0 IP in the minor leagues, none above the High-A level, before reaching the big leagues for the first time...owns a career 3-6 record, 2.51 ERA and 6.40 strikeout-to-walk ratio in 23 games/21 starts in the minors since returning from left elbow surgery performed on 7/5/17...his changeup was graded as the best in the Rangers farm system by *Baseball America* in the 2021 iteration of the publication's annual Best Tools rankings of the club's top prospects...a native of Laredo, Texas, King was selected by the Rangers in the 10th round of the 2017 June draft following two seasons at the Univ. of Houston...was a three-year letterwinner at Clements High School in Sugar Land, Texas.

**2022:** Returned to the team on 3/24, a week into Spring Training, after undergoing season-ending surgery the year prior...shouldered his highest workload to date, going 1-4 with a 4.03 ERA (23 ER/51.1 IP) across a career-high 39 appearances with Texas...his 51.1 innings ranked 4th on the team, while also striking out 30 batters...registered 8 holds serving exclusively as a late-inning reliever...had 5 save opportunities, but was unable to convert any...held opponents scoreless in 14 of first 18 outings to begin season (2.00 ERA)...surrendered a career-high 5 runs and 6 hits against Chicago-AL on 6/10...over next 11 games posted a 7.55 ERA (11 ER/13.1 IP) before being optioned down to Round Rock on 7/6...appeared in 14 games for the Express, giving up multiple runs in four of those outings...re-called to Texas on 9/4 when rosters expanded and tossed 3+ innings in 3 of his final 8 games to finish the season...had more success against left-handed hitters (.244) than right-handed batters (.316).

**2021:** Posted a 7-5 record and 3.52 ERA (18 ER/46.0 IP) in 27 relief outings, but was on the Injured List for the entire 2nd 'half' with left shoulder inflammation (7/7-end of season)...went 5-3 with a 1.82 ERA (6 ER/29.2 IP) over first 20 G of season, but allowed 14 R-12 ER in final 7 G before being placed on IL... held left-handed hitters to a .140 BA (8-57), while right-handed batters hit .277 (33-119)...ranked 2nd on team with 7 wins (10-Jordan Lyles) despite the long injury stint, T8th-most wins among A.L. relievers and most by a Texas reliever since 2016 (Tony Barnette, 7-3; Matt Bush, 7-2)...set career highs with 3.2 IP and 55 pitches on 6/25 vs. KC, falling one out shy of his 1st career save...lost on 6/20 vs. MIN despite allowing no hits in 3.0 relief IP, just 2nd relief loss in MLB since 1999 in a hitless 3.0+ IP outing (ATL's Gus Schlosser on 4/20/14 at NYM (3.2 IP, 0 H, 1 R-ER)...was moved from 10-day to 60-day IL on 8/20 after making a pair of rehab appearances with Triple-A Round Rock on 8/10 and 8/13...underwent Thoracic Outlet Syndrome surgery performed by Dr. Daniel Pearl on 9/17...**2020:** Was added to Alternate Training Site on 7/24 and spent most of the campaign there...had contract selected from Alt. Site on 9/3 and went 1-0 with a 6.10 ERA (7 ER/10.1 IP) over 6 relief appearances in his first MLB action...had not pitched above High-A level before promotion, one of 5 such players to make their ML debut for the club in 2020...made ML debut in relief on 9/4 at SEA (2.0 IP, 2 R-ER), his 1st outing in a competitive game since start with Down East on 8/8/19 vs. Carolina (5.0 IP, 1 R-ER)...earned 1st ML win on 9/9 vs. LAA...**2019:** Combined to go 3-6 with a 3.05 ERA (26 ER/97.1 IP) over 19 starts with Hickory and Down East in 1st full pro season...ERA was the 2nd-lowest among Texas minor league pitchers (min. 90.0 IP) to Sal Mendez (2.37)...named Carolina League Pitcher of the Week for 6/10-16 following CG SHO on 6/12 at POT...was on injured list from 8/9 through the end of the season...**2018:** Returned from injury on 8/24 to make one start for both AZL Rangers and Spokane in 1st action of pro career...**2017:** Did not appear while recovering from left elbow surgery on 7/5.

**PERSONAL/AMATEUR:** John Edward King...went 8-1 with a 3.11 ERA (28 ER/81.1 IP) in 13 games/12 starts as a senior at the University of Houston...was named to the American Championship All-Tournament Team...pitched 2 seasons at Angelina College and was a first team All-Conference selection in his second year...was a three-year letterwinner at Clements (Tex.) High School.

## CAREER RECORD

YEAR	CLUB	W-L	ERA	G	GS	CG	SHO	SV	IP	H	R	ER	HR	HB	BB-I	SO	WP	BK	AVG
2017	—1																		
2018	AZL Rangers	0-0	5.40	1	1	0	0	0	1.2	3	2	1	0	0	1-0	1	0	0	.375
	Spokane	0-0	6.00	1	1	0	0	0	3.0	5	2	2	0	1	0-0	2	0	0	.357
2019	Hickory	1-2	3.42	5	5	0	0	0	26.1	31	13	10	1	0	2-0	29	1	0	.287
	Down East	2-4	2.03	14	14	1	0	0	71.0	59	20	16	4	1	11-0	62	1	0	.228
2020	Texas	1-0	6.10	6	0	0	0	0	10.1	13	8	7	2	2	4-0	9	0	0	.289
2021	Texas—2	7-5	3.52	27	0	0	0	0	46.0	41	24	18	3	4	12-1	40	2	0	.233
	Round Rock	0-0	0.00	2	0	0	0	0	2.0	1	0	0	0	0	1-0	2	0	0	.143
2022	Texas	1-4	4.03	39	0	0	0	0	51.1	61	27	23	5	1	14-3	30	2	0	.298
	Round Rock	2-1	7.27	14	0	0	0	0	17.1	20	16	14	5	1	7-0	18	2	1	.282
<b>MAJOR TOTALS</b>		<b>9-9</b>	<b>4.01</b>	<b>72</b>	<b>0</b>	<b>0</b>	<b>0</b>	<b>0</b>	<b>107.2</b>	<b>115</b>	<b>59</b>	<b>48</b>	<b>10</b>	<b>7</b>	<b>30-4</b>	<b>79</b>	<b>4</b>	<b>0</b>	<b>.270</b>
<b>MINOR TOTALS</b>		<b>5-7</b>	<b>3.19</b>	<b>37</b>	<b>21</b>	<b>1</b>	<b>0</b>	<b>0</b>	<b>121.1</b>	<b>119</b>	<b>53</b>	<b>43</b>	<b>10</b>	<b>3</b>	<b>22-0</b>	<b>114</b>	<b>4</b>	<b>1</b>	<b>.250</b>

\* Led league # Tied for league lead

1- Selected by Texas in the 10th round of the 2017 June draft...signed on June 20, 2017.

2- On injured list, July 9, 2021—end of season, with left shoulder inflammation...included rehab assignment with Round Rock, Aug. 10-19.

## CAREER FIELDING

P	PCT	G	PO	A	E	TC	DP
Totals	.950	72	4	15	1	20	0

## CAREER HIGHS

**Innings:** 3.2, June 25, 2021 vs. KC

**Strikeouts:** 4, 2x, last June 1, 2021 vs. COL

**Walks:** 2, 3x, last June 12, 2022 vs. CWS

**Winning Streak:** 3, 2x, last July 1, 2021—April 14, 2022

**Losing Streak:** 4, May 8—Sept. 29, 2022



LHP #73

# JAKE LATZ

R  
BATS

L  
THROWS

6'2"  
HEIGHT

185  
WEIGHT

27  
OPENING DAY AGE

BORN April 8, 1996 in Lemont, IL

RESIDES Celina, TX

ACQUIRED Selected in the 5th round of the 2017 June draft

CONTRACT STATUS Signed through 2023

SERVICE TIME 0.006 OPTIONS USED 0/3

NON-ROSTER INVITEE

**CAREER:** The 26-year-old made his Major League debut with Texas in 2021 and enters his 2nd straight Major League camp in his 6th professional season...the left-hander went 5-5, 5.77 ERA (34 ER/53 IP) over 22 games/19 starts with Triple-A Round Rock last season, missing significant time (June 15-Sept. 5) with a shoulder impingement...made start for Texas on 8/25/21 at CLE after being added to the active roster as a replacement player, his only Major League action to date...the 2021 campaign marked his first affiliated game action since a successful but injury-shortened 2019 season...spent 2020 with the independent Sugar Land Skeeters and at the Rangers' Alternate Training Site following the cancellation of the minor league season...over 5 minor league seasons in the Texas system, Latz owns a career 20-11 record, 3.93 ERA, and 10.3 strikeouts per 9.0 innings figure over 69 games/55 starts...enrolled at Kent State after transferring from Louisiana State State University when selected by the Rangers in the 5th round of the 2017 June draft.

**2022:** Spent the entire season with Round Rock (AAA), posting a 5-5 record and 5.77 ERA (34 ER/53.0 IP) over 19 G/10 GS...transitioned to a relief role later in the summer after 10 of his first 11 outings were starts...went 3-5, 5.72 ERA (25 ER/39.1 IP) as a starter and 2-0, 5.93 ERA (9 ER/13.2 IP) in relief...had a higher SO/9 figure in starts (10.5) than as a reliever (8.6)...missed nearly 3 months on the Injured List (6/15-9/5) while dealing with a shoulder impingement.

**TEXAS IN 2021:** Added to the Rangers' active roster as a replacement player from Round Rock on 8/25 after Dane Dunning was placed on the COVID-19 Related Injured List...made his Major League debut as the starting pitcher that night at CLE (L, 4.2 IP, 5 H, 3 R-ER, 0 BB, 4 SO, 3 HR), his only Major League outing to date...the 3 HR allowed tied the club record for a ML debut (6th time)...returned to Round Rock on 8/30.

**MINORS IN 2021:** Combined to go 2-2 with a 4.30 ERA (46 ER/96.1 IP) and 11.1 strikeouts per 9 innings over 22 games/19 starts for Round Rock and Frisco, establishing a new career high for innings pitched, strikeouts (119), games, and starts...ranked among Texas organizational leaders in innings (T2nd) and strikeouts (3rd)...began the year with Frisco and received promotion to Round Rock on 8/10...spent remainder of the campaign with the Express outside of his brief Major League stint, going 1-1, 2.25 (6 ER/24.0 IP) with a .195 opp. BA over his final 5 starts after being returned to Triple-A.

**2020:** Was in minor league camp during spring training, which was cut short in mid-March due to the pandemic...was not included on the Rangers' initial 60-man player pool at the outset of Summer Camp in July...in August, made 6 appearances for the Sugar Land Skeeters of the independent Constellation Energy League: 2-1, 4.35 ERA (5 ER/10.1 IP) in 6 G/2 GS, 10 BB/15 SO, 1 HR, .118 opp. BA...the Skeeters were managed by

former Ranger Pete Incaviglia...was later added to Texas' 60-man player pool on 9/4 and participated in the team's Alternate Training Site activities through the end of the regular season... was not part of team's fall development camp...**2019:** Combined to go 7-1, 1.62 (11 ER/61.0 IP) in 13 G/GS for Down East (High-A) and Hickory (Low-A) before an elbow injury ended his season...was on injured list from 6/23-end of season with a left elbow sprain...ranked among Carolina League leaders (min. 50 IP) in opp. BA (1st, .157), WHIP (2nd, 0.98), ERA (3rd, 1.76)... opened season with 2 starts at Hickory and was promoted for High-A debut on 4/17...named CL Pitcher of the Week for 5/27-6/2 and earned Texas' internal Starter of the Month award for May...**2018:** With Spokane (Short-A), ranked among Northwest League leaders in wins (T2nd, 6), strikeouts (4th, 67), WHIP (7th, 1.23), and ERA (8th, 3.93)...held opponents

to a .232/.303/.339/.643 slash line...named NWL Pitcher of the Week for 8/27-9/2...took loss in his only career postseason start, semifinals Game 2 vs. Everett (3.0 IP, 6 R-ER)...**2017:** Had a pair of relief appearances with the AZL Rangers (Rk.) in pro debut.

**PERSONAL/AMATEUR:** Jacob Eugene Latz...sat out the 2017 season at Kent State University after transferring from Louisiana State University...did not pitch for the Golden Flashes, but was enrolled in the school at the time of his selection by Texas in the 5th round of that year's draft...was LSU's starting pitcher in the championship game of the NCAA Regional against Rice... graduated from Lemont (Ill.) High School and was named the 2014 Illinois Player of the Year after recording 114 strikeouts in 62.1 innings during his senior season...was also selected by the TOR in the 11th round of the 2014 June draft, but did not sign... his father, Jeff, played basketball at Angelo State University.

## CAREER RECORD

YEAR	CLUB	W-L	ERA	G	GS	CG	SHO	SV	IP	H	R	ER	HR	HB	BB-I	SO	WP	BK	AVG
2017	AZL Rangers—1,2	0-1	6.75	2	0	0	0	0	2.2	3	2	2	0	0	2-0	5	2	0	.273
2018	Spokane	6-2	3.93	13	13	0	0	0	71.0	63	39	31	4	4	24-0	67	9	1	.232
2019	Hickory	2-0	0.90	2	2	0	0	0	10.0	5	2	1	0	0	3-0	14	0	0	.152
	Down East	5-1	1.76	11	11	0	0	0	51.0	28	14	10	2	1	22-0	60	2	0	.160
2020	Sugar Land	2-1	4.35	6	2	0	0	0	10.1	4	5	5	1	0	10-0	15	1	0	.118
ALTERNATE TRAINING SITE																			
2021	Frisco	1-1	4.69	15	13	0	0	0	63.1	55	40	33	9	3	28-0	84	4	0	.233
	Round Rock	1-1	3.55	7	6	0	0	0	33.0	31	20	13	5	1	16-0	35	3	1	.242
	<b>Texas</b>	<b>0-1</b>	<b>5.79</b>	<b>1</b>	<b>1</b>	<b>0</b>	<b>0</b>	<b>0</b>	<b>4.2</b>	<b>5</b>	<b>3</b>	<b>3</b>	<b>3</b>	<b>0</b>	<b>0-0</b>	<b>4</b>	<b>0</b>	<b>0</b>	<b>.263</b>
2022	Round Rock	5-5	5.77	19	10	0	0	0	53.0	59	36	34	12	1	31-0	59	2	2	.284
<b>MAJOR TOTALS</b>		<b>0-1</b>	<b>5.79</b>	<b>1</b>	<b>1</b>	<b>0</b>	<b>0</b>	<b>0</b>	<b>4.2</b>	<b>5</b>	<b>3</b>	<b>3</b>	<b>3</b>	<b>0</b>	<b>0-0</b>	<b>4</b>	<b>0</b>	<b>0</b>	<b>.263</b>
<b>MINOR TOTALS</b>		<b>20-11</b>	<b>3.93</b>	<b>69</b>	<b>55</b>	<b>0</b>	<b>0</b>	<b>0</b>	<b>284.0</b>	<b>244</b>	<b>153</b>	<b>124</b>	<b>32</b>	<b>10</b>	<b>126-0</b>	<b>324</b>	<b>22</b>	<b>4</b>	<b>.230</b>
<b>INDEPENDENT TOTALS</b>		<b>2-1</b>	<b>4.35</b>	<b>6</b>	<b>2</b>	<b>0</b>	<b>0</b>	<b>0</b>	<b>10.1</b>	<b>4</b>	<b>5</b>	<b>5</b>	<b>1</b>	<b>0</b>	<b>10-0</b>	<b>15</b>	<b>1</b>	<b>0</b>	<b>.118</b>

\*Led league # Tied for league lead

1- Selected by Toronto in the 11th round of the 2014 June draft...did not sign.

2- Selected by Texas in the 5th round of the 2017 June draft...signed by Roger Coryell on June 20, 2017.

## CAREER FIELDING

P	PCT	G	PO	A	E	TC	DP
<b>Totals</b>	<b>1.000</b>	<b>1</b>	<b>0</b>	<b>1</b>	<b>0</b>	<b>1</b>	<b>0</b>

## CAREER HIGHS

**Innings:** 4.2, June 25, 2021 vs. CLE  
**Strikeouts:** 4, June 25, 2021 vs. CLE





RHP #25

# JOSÉ LECLERC

R BATS R THROWS  
6'0" HEIGHT 195 WEIGHT  
29 OPENING DAY AGE

**BORN** Dec. 19, 1993 in Esperanza, Dominican Republic  
**RESIDES** Esperanza, Dominican Republic  
**ACQUIRED** Signed as a non-drafted free agent on Dec. 9, 2010  
**CONTRACT STATUS** Signed through 2023  
**SERVICE TIME** 6.041 **OPTIONS USED** 1/3

FRONT OFFICE

COACHES

PLAYERS

2022 REVIEW

OPPONENTS

RECORDS

DEVELOPMENT

MEDIA

**CAREER:** After missing most of 2020-21, the Rangers veteran is looking to pitch a full season for the 1st time since 2019...still just 29 years old, Leclerc returned from right elbow surgery in late June 2022 and posted the 2nd-best WHIP (1.133) and BB/9 (4.0) figures in any season in his career (0.850 and 3.9 in 2018)...the 2018 Rangers Pitcher of the Year, Leclerc averaged 13.2 SO/9 over 131 appearances from 2018-20, and recorded 26 saves for Texas in 2018-19...owns a swing-and-miss percentage of 37.2% since the start of 2017, 4th-best among all MLB pitchers with 200+ games over that span to only Josh Hader (40.1%), Edwin Diaz (39.9%), and Craig Kimbrel (38.3%)...has whiffed 31.8% of batters faced (317 of 996) in his career...has averaged 12.09 SO/9.0 IP with a .173 opp. BA as a reliever in his ML career, both the best in club history (150+ IP)...Leclerc entered the 2020 campaign as the club's closer, and his 36 career saves rank T11th in team history...signed a contract extension on 3/6/19 covering 2019-22 seasons with club options for 2023 and 2024...worked primarily as a reliever throughout his minor league career with the exception of one season as a starter at Double-A Frisco in 2015...was signed out of the Dominican Republic in 2010 when he was 16 years old.

**WORLD BASEBALL CLASSIC:** As of February 15, was on final 30-man 2023 World Baseball Classic roster for the Dominican Republic.

**2022:** After 2 appearances spanning 2 seasons in 2020-21 due to injury, Leclerc returned from elbow surgery and posted a 2.83 ERA over 39 relief app. for TEX in 2022...ranked among staff leaders in saves (2nd, 7), relief SO (3rd, 54), relief innings (6th, 47.2), and games (T6th, 39)...from the time of his season debut on 6/18, Leclerc led staff in relief SO, ranking 2nd with both 39 app. (43-Matt Moore) and 47.2 relief inn. (49.2-Brock Burke).

**LONG ROAD:** Was on 60-day IL from Opening Day-6/15 for recovery from 'Tommy John' ligament replacement surgery on his right elbow on 3/30/21 by Rangers Team Physician Dr. Keith Meister...first experienced soreness after his spring outing on 3/18/21 vs. CIN in Surprise...season debut on 6/18/22 at DET was 1st ML outing since 7/26/20 vs. COL, as he had missed most of 2020 with a torn right teres major muscle.

**DAY-BY-DAY:** Had 5.52 ERA (9 ER/14.2 IP) over 1st 11 app. from 6/18-7/22, allowing .910 opp. OPS with 7 BB/13 SO...in final 28 G beg. 7/24: 1.64 ERA (6 ER/33.0 IP), .487 opp. OPS w/ 14 BB/41 SO...over his final 14 G from 8/28-9/29: 1.23 ERA (2 ER/14.2 IP), 9 BB/19 SO, .192/.318/.250/.568 opp. slash.

**BY THE NUMBERS:** Went 7-for-9 in save chances, going 2-for-last-4 in save tries after converting his first 5 opportunities...saved 5 of the Rangers' 8 wins in September, and finished 7 of those 8 victories...his save on 8/14 vs. SEA was 1st for Leclerc since

7/24/20 vs. COL...pitched 2.0+ IP on 8 occasions, including season-high 2.1 IP on 8/12 vs. SEA...last outing with 6+ outs was 8/30 vs. HOU...season-high 4 SO, 7/15 vs. SEA...allowed 2 HR on 7/13 vs. OAK, only game of his career with multiple HR allowed.

**2021:** Missed entire season following right elbow surgery (see separate text)...**2020:** Missed nearly the entire 2020 season, as he was on the 45-day IL from 7/30-end of season with a torn right teres major muscle...experienced tightness behind his right shoulder while warming up in the bullpen during game on 7/29 vs. ARI...no surgery was required...his only appearances came in the Rangers' 1st series of the year...converted lone save chance on Opening Day, 7/24/20 vs. COL in first-ever game at Globe Life Field, a 1-0 victory over Rockies (1.0 IP, 2 SO)...made the Opening Day roster for the 4th straight season...**2019:** Led the Texas staff in appearances (70), saves (14), and games finished (40), all career highs...ranked 4th on the club with 100 strikeouts in just 68.1 IP, the fewest innings ever for a Rangers pitcher to record 100+ strikeouts...had a 4.43 ERA (32 ER/65.0 IP) in 67 relief appearances and a 2.45 ERA (1 ER/3.2 IP) in 3 starts as the "opener"...finished T5th among A.L. relievers in strikeouts (96), the 5th-highest single-season total in club history and most since Mitch Williams (123) in 1987...his 13.29 strikeouts per 9.0 IP was 5th-best among A.L. qualifying relievers and a club record (13.27-Leclerc in 2018)...had at least one strikeout in a club-record 29 consecutive relief appearances, 4/17-7/7...went 14-for-18 in save chances, 1st TEX reliever with 12+ saves in consecutive seasons since Joe Nathan in 2012 (37) and 2013 (43)...blown save on 4/9 at ARI snapped a string of 14 consecutive successful save opportunities over 2 seasons (8/4/18-4/2/19) as well as 25.1 IP scoreless streak (7/28/18-4/3/19)...had 3 opener starts, 1st of his ML career: 5/17 vs. STL, 5/29 at SEA, 7/7 at MIN...allowed runs in just one of 7 app. for Cibao in Dominican Winter League in November...**2018:** Selected Rangers Pitcher of the Year by DFW BBWAA chapter after being one of 4 MLB pitchers with 50+ IP, sub-0.900 WHIP, and 13+ SO/9, joining Chris Sale, Josh Hader, Edwin Diaz...Leclerc is the only pitcher in Rangers franchise history to reach those marks...recorded the lowest relief opp. BA in the majors (.126) and ranked among A.L. leaders in opp. OPS (2nd, .431), ERA (2nd, 1.56), WHIP (3rd, 0.85), and SO/9 (7th, 13.27)...was the 3rd-lowest relief ERA in Rangers history to Neal Cotts (1.11) and Joe Nathan (1.39) in 2013...for the season, Leclerc whiffed 38.1% (85 of 223) of all batters faced...had 3 stints with Texas: Opening Day-4/4, 4/21-26, and 4/30-end of season...finished season as club's closer, going 12-for-12 in save tries from 8/4-end of season...had saves in 7 straight TEX wins 8/13-24, longest such span since Francisco Cordero (8, 4/9-22/05)...ended season with a team-best 21.0-inning scoreless streak over final 21 app. beginning 7/28, 7th-longest in A.L. in '18...named Rangers Player of the Month for August...posted 6.2

FRONT OFFICE

COACHES

PLAYERS

2022 REVIEW

OPPONENTS

RECORDS

DEVELOPMENT

MEDIA

SHO IP in 6 G with Cibao in Dominican Winter League...**2017**: In first full ML season, posted 7th-lowest opponents avg. (.146) among qualifying A.L. relievers...on DL, 5/8-6/1, with a bruised right index finger, an issue he pitched through for much of the season's first 5 weeks...rehab assignment with Frisco, 5/28-6/1...opposing RH batters hit just .108 (10-93), lowest in MLB among pitchers with 80+ AB against...posted at least one strikeout in each of his first 18 outings...1st ML win on 6/13 at HOU...1st save on 4/12 at LAA, when he retired Trout (K) and Pujols (F8) on 4 pitches in 8th inning...pitched for Cibao in the Dominican Winter League...**2016**: Posted 1.80 ERA (3 ER/15.0 IP) across 12 G spanning 2 stints with TEX (7/5-15 and 9/4-end of season) in his first ML action...ML debut 7/6 at BOS (2.2 IP, 0 R, 4 SO), just 2nd reliever in Texas history with 4+ K's over 2.0+ scoreless innings in a debut, joining Neftali Feliz (4 K in 2.0 IP on 8/3/09 at OAK)...combined to go 2-7, 3.00 (22 ER/66.0 IP) in 39 G/2 GS with Frisco (AA) and Round Rock (AAA)...promoted to Round Rock on 5/23 for 1st career Triple-A action...pitched for Cibao in the Dominican Winter League...**2015**: In his only season as a starter, recorded the 8th-most strikeouts (98) in the Texas League, while leading the league in walks (73)...also T6th in hit

batsmen (6)...was 5-8, 5.68 (60 ER/95.0 IP) in his 22 starts... began season in the bullpen and made 3 relief appearances (6 ER/6.0 IP) before joining rotation on 4/25...allowed 4 runs over 1.2 innings in first start on 4/25 vs. CC...**2014**: Led all Texas farmhands and ranked 4th in the Carolina League with 14 saves...averaged 12.4 SO/9...whiffed 32% (79 of 243) of all batters faced...was 2-0, 0.00 (0 ER/9.2 IP) w/ 1 BB/19 SO in 7 G with Cibao in Dominican Winter League...**2013**: Jumped to Hickory in first season stateside and led the Crawdads in relief appearances...averaged 11.7 SO/9...was 2-0 with a 1.05 ERA (3 ER/25.2 IP) over 19 outings following the break...**2012**: Returned to the DSL Rangers and logged the 2nd-most relief innings on the staff...**2011**: Pitched for the DSL Rangers in his 1st professional season and recorded a team-high 5 holds.

**PERSONAL**: José Ramon Leclerc...he and his wife, Oclenny Blanco, have two sons: Joshuel (6/23/17) and Liam Jose (2/23/20)...brother Anyelo, a right-handed pitcher, was signed by Texas on 11/15/10 and selected by Boston in the minor league phase of the 2015 Rule 5 Draft.

## CAREER RECORD

YEAR	CLUB	W-L	ERA	G	GS	CG	SHO	SV	IP	H	R	ER	HR	HB	BB-I	SO	WP	BK	AVG
2011	DSL Rangers—1	3-1	2.36	20	1	0	0	1	34.1	25	14	9	1	2	18-1	27	4	0	.203
2012	DSL Rangers	3-1	1.54	19	0	0	0	1	46.2	32	15	8	1	5	18-0	41	13	2	.193
2013	Hickory	3-4	3.36	39	0	0	0	5	59.0	53	26	22	2	6	21-0	77	3	0	.240
2014	Myrtle Beach	4-1	3.30	42	0	0	0	14	57.1	39	23	21	8	2	37-1	79	5	1	*.193
2015	Frisco	6-8	5.77	26	22	0	0	0	103.0	97	66	66	8	6	*73-0	98	*13	2	.249
2016	Frisco	0-5	3.52	10	2	0	0	1	23.0	17	11	9	1	1	10-0	28	2	0	.210
	Round Rock	2-2	2.72	29	0	0	0	1	43.0	23	13	13	3	0	28-0	50	3	1	.160
	Texas	0-0	1.80	12	0	0	0	0	15.0	11	4	3	0	0	13-2	15	1	0	.212
2017	Texas—2	2-3	3.94	47	0	0	0	2	45.2	23	21	20	4	3	40-1	60	5	0	.146
	Frisco	0-0	0.00	2	0	0	0	0	2.0	1	0	0	0	0	0-0	3	0	0	.143
2018	Texas	2-3	1.56	59	0	0	0	12	57.2	24	16	10	1	3	25-1	85	2	0	.126
	Round Rock	0-1	7.71	4	0	0	0	1	4.2	3	4	4	0	1	5-0	9	0	0	.176
2019	Texas	2-4	4.33	70	3	0	0	14	68.2	52	34	33	7	6	39-1	100	7	0	.209
2020	Texas—3	0-0	4.50	2	0	0	0	1	2.0	2	1	1	0	0	2-0	3	0	0	.250
2021									INJURED - DID NOT PITCH										
2022	Frisco	1-0	3.86	2	0	0	0	0	2.1	4	1	1	0	0	0-0	3	0	0	.364
	Round Rock	0-1	5.40	7	0	0	0	0	6.2	5	4	4	0	1	5-0	8	0	0	.208
	Texas	0-3	2.83	39	0	0	0	7	47.2	33	17	15	5	3	21-0	54	2	0	.192
<b>MAJOR TOTALS</b>		6-13	3.12	229	3	0	0	36	236.2	145	93	82	17	15	140-5	317	17	0	.175
<b>MINOR TOTALS</b>		22-24	3.70	200	25	0	0	24	382.0	299	177	157	24	24	215-2	423	43	6	.216

\* Led league # Tied for league lead

- 1- Signed by Texas as a non-drafted free agent on Dec. 9, 2010...signed by Willy Espinal.
- 2- On disabled list, May 8-June 1, 2017, with bruised right index finger...included rehab assignment with Frisco, May 28-June 1.
- 3- On injured list, July 30, 2020-end of season, with tear of right teres muscle.
- 4- On injured list, March 30, 2021-end of season, due to right elbow surgery.
- 5- On injured list, April 7-June 16, 2022, due to right elbow surgery, included rehab assignments with Frisco, May 25-28, and Round Rock, May 31-June 15.

## CAREER FIELDING

P	PCT	G	PO	A	E	TC	DP
<b>Totals</b>	<b>1.000</b>	<b>35</b>	<b>6</b>	<b>9</b>	<b>0</b>	<b>15</b>	<b>0</b>

## CAREER HIGHS

**Innings**: 2.2, July 6, 2016 vs. BOS  
**Strikeouts**: 5, 2x, last May 19, 2019 vs. STL  
**Walks**: 4, 2x, last April 21, 2019 vs. HOU  
**Winning Streak**: 1, 6x, last Aug. 3, 2019 vs DET  
**Losing Streak**: 4, Aug. 29, 2019-Sept. 14, 2022



# CHASE LEE

R BATS R THROWS  
6'0" HEIGHT 170 WEIGHT  
24 OPENING DAY AGE

BORN Aug. 13, 1998 in Birmingham, AL  
RESIDES Bessemer, AL  
ACQUIRED Selected in the 6th round of the 2021 June draft  
CONTRACT STATUS Signed through 2023  
SERVICE TIME 0.000 OPTIONS USED 0/3

NON-ROSTER INVITEE

**CAREER:** The 24-year-old Lee was selected by the Rangers in the 6th round of the 2021 MLB Draft and has quickly worked his way through the club's farm system in 2 pro seasons...was named the organization's Minor League Reliever of the Year in 2022, combining for a 2-2 record, 7 saves, 4.07 ERA (25 ER/55.1 IP), and 71 strikeouts (11.5 SO/9) in 51 relief outings with Frisco (AA) and Round Rock (AAA)...has fanned 101 of 311 (32.5%) batters faced in the minors, making each of his 65 career appearances in relief...drafted out of the University of Alabama and turned in his best season with the Crimson Tide in his draft year in 2021...finished with a 7-0 record, 1.33 ERA (6 ER/40.2 IP), 7 saves, and 51 strikeouts...named 2021 Division I Pitcher of the Year by the Alabama Baseball Coaches Association.

**2022:** Was honored as the organization's Minor League Reliever of the Year after he went 2-2 with a 4.07 ERA (25 ER/55.1 IP), 7 saves, 71 strikeouts, and just 2 home runs allowed over 51 appearances for Double-A Frisco (21 G) and Triple-A Round Rock (30 G) in his 2nd pro season...struck out 70 of 238 (29.4%) batters faced while walking just 19 of 238 BF (8.0%)...was particularly dominant against left-handed hitters, holding LHB to a .253 opp. BA and .584 opp. OPS...promoted to Round Rock on 6/5 for his first career Triple-A action...finished the year by posting a 2.73 ERA (8 ER/26.1 IP) over his final 24 outings, including a scoreless streak spanning 11 appearances and 13.0 innings from 7/17-8/25 at Triple-A.

**2021:** Made 14 relief appearances for the ACL Rangers (Rk.) and Frisco (AA) in his first professional season, going 0-1 with 3 saves and a 3.50 ERA (7 ER/18.0 IP), averaging 15.0 strikeouts per 9 innings and striking out 30 of 69 (43.5%) batters

faced...was selected in the draft on 7/12 and fanned 3 of 4 batters in scoreless Arizona Complex League debut on 7/31 at ACL Angels, his only outing at the Rookie level before being advanced to Frisco on 8/3...allowed just 2 R-ER in his first 11 G for the RoughRiders before being tagged for 5 R-ER in his last 2 appearances of the season...opponents batted .185 (12-65) overall and worked just 3 walks.

**PERSONAL/AMATEUR:** Chase Alexander Lee...he and his wife, the former Claire Harrison, married on 12/12/21...the couple met in high school and both attended the University of Alabama, where Chase played baseball and Claire was an Alabama Crimsonette...posted a 1.87 ERA (17 ER/82.0 IP) over 49 relief appearances across 3 seasons at Alabama...is the school's career record holder for ERA (1.87) by a reliever (min. 50 IP)...named 2021 Division I Pitcher of the Year by the Alabama Baseball Coaches Association...received third team All-America recognition from the National Collegiate Baseball Writers' Association in 2021...was advised by head coach Brad Bohannon to try throwing sidearm, and Lee found success with that style while pitching for the school's club baseball team as a freshman...nicknamed "The Viper" due to his side-winding motion...named club team MVP and a Rawlings National Club Baseball Association First Team All-American in 2018 after going 7-0 with a 0.21 ERA, which earned him a spot on the Alabama baseball team in 2019...earned his college degree in aerospace engineering in May 2021...prepped at McAdory High School in McCalla, Ala...signed by Rangers scout Brian Morrison.

## CAREER RECORD

YEAR	CLUB	W-L	ERA	G	GS	CG	SHO	SV	IP	H	R	ER	HR	HB	BB-I	SO	WP	BK	AVG
2021	ACL Rangers—1	0-0	0.00	1	0	0	0	0	1.0	1	0	0	0	0	0-0	3	0	0	.250
	Frisco	0-1	3.71	13	0	0	0	3	17.0	11	7	7	2	0	3-0	27	0	0	.180
2022	Frisco	1-1	2.25	21	0	0	0	5	24.0	16	7	6	0	3	8-0	30	2	1	.186
	Round Rock	1-1	5.46	30	0	0	0	2	31.1	40	22	19	2	1	11-1	41	2	0	.308
<b>MINOR TOTALS</b>		<b>2-3</b>	<b>3.93</b>	<b>65</b>	<b>0</b>	<b>0</b>	<b>0</b>	<b>10</b>	<b>73.1</b>	<b>68</b>	<b>36</b>	<b>32</b>	<b>4</b>	<b>4</b>	<b>22-1</b>	<b>101</b>	<b>4</b>	<b>1</b>	<b>.242</b>

\* Led league # Tied for league lead

1- Selected by Texas in the 6th round of the 2021 MLB Draft...signed by Brian Morrison.

FRONT OFFICE

COACHES

PLAYERS

2022 REVIEW

OPPONENTS

RECORDS

DEVELOPMENT

MEDIA

# JACK LEITER



RHP #83

R BATS  
R THROWS  
6'11" HEIGHT  
205 WEIGHT  
22 OPENING DAY AGE

BORN April 21, 2000 in Plantation, FL  
RESIDES Summit, NJ  
ACQUIRED Selected in the 1st round (2nd overall) of the 2021 June draft  
CONTRACT STATUS Signed through 2023  
SERVICE TIME 0.000 OPTIONS USED 0/3

NON-ROSTER INVITEE

FRONT OFFICE

COACHES

PLAYERS

2022 REVIEW

OPPONENTS

RECORDS

DEVELOPMENT

MEDIA

**CAREER:** The second overall selection in the 2021 MLB Draft, the heralded Leiter, who turns 23 in April, enters the 2023 campaign seeking his MLB debut...is in Major League Spring Training camp as a non-roster invite for a 2nd straight year...began his professional career last season at Frisco (AA) where he posted a 3-10 record, 5.54 ERA (57 ER/92.2 IP), and 10.59 strikeouts per 9.0 innings figure over 23 appearances/22 starts...was selected to participate in the 2022 SiriusXM All-Star Futures Game at Dodger Stadium...opens this season as the 5th-best prospect in the Rangers farm system and the game's no. 78 overall prospect according to MLB Pipeline, this after being rated as one of the top-25 prospects in baseball by various publications prior to 2022: Pipeline (12), Baseball Prospectus (20), FanGraphs (24), BA (25)...pitched two seasons at Vanderbilt University in Nashville (2020-21) and was a finalist for the Golden Spikes Award following a standout sophomore campaign in 2021...is the son of former MLB pitcher, Al Leiter...the New Jersey native attended high school at Delbarton School in Morristown, and was named New Jersey Gatorade Player of the Year in 2019.

**THIS OFFSEASON:** Spent the fall in Nashville, working out at the Vanderbilt baseball facilities alongside former college teammate and fellow Texas farmhand, Kumar Rocker, who the Rangers selected with the 3rd overall pick in the 2022 MLB Draft...Leiter also attended a leadership seminar featuring several of the club's top prospects at Globe Life Field in January, including a media availability on 1/26/23.

**2022:** Made his professional debut over 23 games/22 starts at Double-A Frisco this season...he went 3-10 with a 5.54 ERA (57 ER/92.2 IP) and 10.59 strikeouts per 9.0 innings figure, which ranked 5th among Texas League pitchers (min. 80.0 IP)...issued walks to 56 of 425 (13.2%) batters faced...went 1-2 with a 1.93 ERA (4 ER/18.2 IP) over his first 5 starts, but was 2-8, 6.45 (53 ER/74.0 IP) in final 18 games/17 starts...opponents batted .247/.359/.381/.740, incl. 230 BA vs. RHB and .267 BA vs. LHB...was selected to participate in the SiriusXM All-Star Futures Game at Dodger Stadium on 7/16, retiring all 3 BF over 1.0 IP in relief...had brief stint on Frisco's Development List (6/29-7/9) as he recovered from arm fatigue...saw 1st official pro action in Cactus League 'A' game with the Rangers on 3/18 vs. KC (1.2 IP, 2 H, 3 R-ER, 2 BB, 4 SO, 1 HR)...rated as one of the top prospects in baseball according to pre-season rankings by MLB Pipeline (12), Baseball Prospectus (20), FanGraphs (24) and *Baseball America* (25)...entered the season rated as Texas' top prospect by BA, Pipeline, and Baseball Prospectus.

**AMATEUR:** Pitched two seasons at Vanderbilt University in Nashville, going a combined 13-4 with a 2.08 ERA over 22 games/21 starts in 2020-21...a finalist for the 2021 Golden Spikes Award, Leiter was selected as SEC Newcomer of the Year as well as All-SEC First Team last year...in his sophomore season (2021), he went 11-4 with a 2.13 ERA (26 ER/110.0 IP) over 18 games/starts, averaging 14.6 SO/9 with a 0.845 WHIP figure while holding opponents to a .129/.242/.250/.492 (48-372) slash line with 179 SO and 45 BB...Leiter's 179 SO tied teammate Kumar Rocker to lead all of NCAA Division I last season, and he also ranked among circuit leaders in innings (2nd), starts (T3rd), strikeouts per 9 innings (4th), and WHIP (7th)...named SEC Newcomer of the Year...selected to the All-SEC first team and the Newcomer All-SEC squad...a consensus Preseason All-American...won 1st 7 decisions to begin season...was the winning pitcher in the Commodores' only victory in the 2021 College World Series Finals in Omaha, an 8-2 Game 1 win over Mississippi State on 6/28 in his last outing of the season (6.0 IP, 3 H, 2 R-ER, 3 BB, 8 SO)...his win in the Super Regionals on 6/12 vs. East Carolina (7.0 IP, 2 H, 1 R, 3 BB, 10 SO) secured a trip to the College World Series...produced 20.0 consecutive hitless innings spanning 3 starts from 3/20-4/2, including a no-hitter on 3/20 vs. South Carolina (9.0 IP, 0 H, 0 R, 1 BB, 16 SO, 124 pitches) and 7.0 no-hit innings on 3/26 at Missouri...freshman season (2020) canceled due to the pandemic shutdown...went 2-0, 1.72 (3 ER/15.2 IP) in 4 G/3 GS with 8 BB/22 SO, 0.830 WHIP, and .098 opponent avg...the New Jersey native attended high school at Delbarton School in Morristown...in 2019, was New Jersey Gatorade Player of the Year, Under Armour All-American, Perfect Game All-American, First Team All-County, and first-team all-conference...had 95 K's in 57.0 IP as a senior...in junior year, fanned 77 batters in 54.1 innings...helped team to non-public A state championship twice...academic High Honor Roll all four years.

**PERSONAL:** Jack Thomas Leiter...son of Al and Lori, and has 3 sisters: Lindsay, Carly and Katelyn...father, Al, pitched 19 seasons in Majors (1987-2005) before becoming a TV broadcaster and analyst in his post-playing career...uncle, Mark, had 11-year ML career as right-handed pitcher (1990-99; 2001)...cousin, Mark Jr., pitched in Majors for 2 seasons (2017-18)...formally signed with the Rangers on 7/28/21.

## CAREER RECORD

YEAR	CLUB	W-L	ERA	G	GS	CG	SHO	SV	IP	H	R	ER	HR	HB	BB-I	SO	WP	BK	AVG
2021	—								DID NOT PITCH										
2022	Frisco	3-10	5.54	23	22	0	0	0	92.2	88	69	57	11	8	56-0	109	5	0	.246

\* Led league # Tied for league lead

1- Selected by Texas in the 1st round (2nd overall) of the 2021 MLB Draft...signed by Derrick Turner.



# SANDY LEÓN

**S** **R**  
**BATS** **THROWS**

**5'10"** **235**  
**HEIGHT** **WEIGHT**

**34**  
**OPENING DAY AGE**

**BORN** March 13, 1989 in Maracaibo, Venezuela

**RESIDES** Lake Worth, FL

**ACQUIRED** Signed as a minor league free agent on Jan. 12, 2023

**CONTRACT STATUS** Signed through 2023

**SERVICE TIME** 8.043 **OPTIONS USED** 3/3

**C #12**

**NON-ROSTER INVITEE**

FRONT OFFICE

COACHES

PLAYERS

2022 REVIEW

OPPONENTS

RECORDS

DEVELOPMENT

MEDIA

**CAREER:** The veteran catcher enters his 17th professional campaign and first in the Texas organization after signing a minor league contract with an invitation to Major League Spring Training on 1/18/2023...will be seeking a return to full health after undergoing right knee meniscus surgery last October...a 2018 World Series champion with the Boston Red Sox, León has seen MLB action in each of the last 11 seasons with Washington (2012-14), Boston (2015-19), Cleveland (2020, 2022), Miami (2021), and Minnesota (2022)...the 34-year-old has batted .210 with 31 home runs and 145 RBI across 533 games in his Major League career, throwing out 77 of 254 (30.3%) attempted base stealers in 427 starts behind the plate...MLB pitchers have registered a 3.67 ERA when working with León over the last 8 seasons (beg. 2015), the lowest catcher ERA among backstops with at least 3,000 innings caught over that span...León originally signed with the Nationals in January of 2007 after participating in a private workout in his native Venezuela in front of General Manager Mike Rizzo.

**POSTSEASON:** Has made 4 separate trips to the Postseason in his career, most recently in 2020 with Cleveland...has batted .250 (8-32) with one home run and 3 RBI over 17 postseason games in his career, including a 3-for-6 showing across 3 G in the 2018 World Series with Boston...has made 9 starts behind the plate in his Postseason career, throwing out 3 of 5 (60.0%) attempted base stealers.

**2022:** Split the campaign with 3 different organizations (Cleveland, Cincinnati, Minnesota) and combined to bat .169 (12-71) with 3 doubles and 4 RBI over 33 G in the Major Leagues with the Guardians and Twins...signed with Cleveland as a free agent on 11/22/21 and was released at the end of Spring Training on 3/31/22...was signed by the Reds as a minor league free agent on 4/16 and batted .222 (16-72) with one HR and 7 RBI in 26 G at Triple-A Louisville...was re-acquired by CLE from CIN in exchange for cash considerations on 6/28 and reported to Triple-A Columbus...played in 8 G with the Guardians from 6/28-7/6, incl. one appearance as a pitcher on 7/5 at DET (2.0 IP, 0 R), before he was designated for assignment on 7/8...cleared waivers and accepted assignment to Columbus on 7/10...saw action in 4 G with the Clippers before he was acquired by Minnesota from Cleveland in exchange for RHP Ian Hamilton on 8/2...hit .179 (10-56) with 3 doubles and 4 RBI in 25 G for the Twins, splitting catching duties with Gary Sánchez down the stretch...was on 10-day Injured List from 9/24-end of season after it was determined he would require season-ending right knee meniscus surgery.

**2021:** Started 48 games at catcher for Miami, 2nd-most on club to Jorge Alfaro (57), and threw out 5 of 27 (18.5%) attempted base stealers...batted .183 (37-202) with 4 HR and 14 RBI over 84 G with the Marlins, and his .505 OPS figure was 2nd-lowest

in MLB (min. 200 PA) to only MIL's Jackie Bradley Jr. (.497)...switch-hitter hit .236 vs. LHP and .169 vs. RHP...caught 4 of team's 8 shutouts...appeared in 6 G as a pitcher, posting no record and a 7.50 ERA (5 ER/6.0 IP)...signed with MIA as a minor league free agent on 1/3...batted .250 (10-40) with 2 doubles and 4 RBI over 20 G with Caimanes de Barranquilla of the Columbian Winter League, going on to represent Columbia in the 2021 Caribbean Series: .313 (5-16), one RBI, 6 G...**2020:** Batted .136 (9-66) with 2 HR and 4 RBI over 25 G with Cleveland in the pandemic-shortened campaign...recorded a 3.24 catcher ERA in 186.0 innings behind the plate...caught American League Cy Young Award winner Shane Bieber three times, helping Bieber to a 2-0, 1.29 ERA, and 32 strikeouts...caught Bieber's 8.0-inning, 13-strikeout performance on 7/30 at MIN...made CLE's postseason roster and went 0-for-1 over 2 G as a def. replacement in the Wild Card Series vs. NYY...hit .160 (8-50) with 3 HR and 7 RBI in 17 G with Tigres del Lincey of the Dominican Winter League...**2019:** Completed his 5th and final season in the Boston organization, making 50 starts at catcher...caught 4 of the team's 8 shutout wins and threw out 6 of 32 (18.7%) runners attempting to steal...opened the season in Triple-A Pawtucket after being outrighted off the 40-man roster prior to Opening Day, appearing in 7 games...selected to the Major League roster on 4/16 and spent the remainder of the season in the Majors...**2018:** Led MLB with a 3.29 catcher ERA, the lowest by a qualifying Red Sox catcher since at least 1974...committed just 1 error in 814 chances...his .999 fielding pct. was the 3rd-highest ever by a qualifying Red Sox catcher...from 6/21-8/8, the Red Sox won 25 of his 26 starts, including 14 straight from 7/14-8/8...according to Elias, it marked the only time in franchise history that the Sox won 25+ games in any span of a catcher's 26 starts...appeared in 10 of the Red Sox' 14 playoff games and made 4 starts...**2017:** Set career highs with 39 RBI and 25 BB...ranked 3rd in MLB with a 3.41 catcher ERA...caught 7 of the Red Sox' 11 team shutouts...had 5 game-winning RBI...caught Games 1 and 3 of the ALDS vs. HOU, going 2-for-4 with an RBI in each game...was the 1st Red Sox catcher to record multiple hits and at least one RBI in consecutive postseason games since Carlton Fisk in 1975 (ALCS Games 2 & 3)...hit a 3-run, walk-off HR on 4/5 vs. PIT after catching all 12 innings...is the only Red Sox catcher ever to hit a walk-off HR in a shutout victory (source: Elias)...**2016:** Is the only player in Red Sox history to record a hit in each of his first 5 plate appearances of a season...began his 2nd year in the Boston organization with Triple-A Pawtucket...received the Unsung Hero Award from the Boston Baseball Writers...played in more games and recorded more hits, doubles, HR, RBI, BB, and runs scored than he did in his first 4 MLB seasons combined...threw out 13 of 33 (39.4%) attempted base stealers...had the 2nd-highest fielding pct. among catchers with at least 500 total chances (.998, 1 E/597 TC)...selected to the ML roster from Pawtucket on 6/5 and spent the remainder of the season with Boston...recorded a pinch-hit,

FRONT OFFICE

COACHES

PLAYERS

2022 REVIEW

OPPONENTS

RECORDS

DEVELOPMENT

MEDIA

10th-inning double in his 1st plate appearance of the season on 6/7 at SF, then collected a hit in each of his first 4 PA on 6/11 at MIN before drawing a walk in his 5th...Elias also noted that León became the 1st Red Sox to reach base via hit, BB, or HBP in each of his first 6 PA of a season since Ted Cox in 1977 (first 7)...4-for-5 with 3 2B on 7/4 vs. TEX...was the first Red Sox backstop with 3+ doubles in a game since Jason Varitek on 5/12/02 at SEA (3)...**2015:** Split season between Boston and Triple-A Pawtucket...named to 1st career Opening Day roster after being acquired from Washington for cash considerations on 3/30...led the majors by throwing out 50% (10 of 20) of attempted base stealers (min. 20 SBA)...appeared in 33 G with Tigres de Aragua of the Venezuelan Winter League and represented Venezuela in the Caribbean Series...**2014:** Appeared in 20 games (17 starts) over 4 stints with the Nationals...spent most of the season with Triple-A Syracuse...hit his 1st ML home run on 4/14 at MIA, a 2-run shot off RHP Kevin Slowey...played in 46 G with Aguilas del Zulia of the Venezuelan Winter League...**2013:** Spent 1st full season at Double-A with WAS' Harrisburg affiliate...was a Sept. call-up to the Nationals, appearing in 2 games...posted a .938 OPS in 38 G with Aguilas del Zulia of the Venezuelan Winter League...**2008-2012:** Named by *Baseball America* as the best defensive catcher in the Nationals' farm system following the 2008, 2009, 2011, and 2012 seasons...saw 1st Triple-A and MLB experience in 6th pro season (2012)...made MLB debut on 5/14/12 vs. SD, but suffered a high right ankle sprain in a 4th-

inning home plate collision with Chase Headley...on the Injured List from 5/15-7/2/12...notched 1st ML hit on 7/19 vs. NYM, a 7th-inning single off eventual Cy Young Award winner R.A. Dickey...was named an MiLB Organizational All-Star in 2012...selected as a Carolina League All-Star in 2011 with High-A Potomac...selected as a South Atlantic League All-Star with Low-A Hagerstown in 2010...spent multiple offseasons (2010-12) playing with Aguilas del Zulia of the Venezuelan Winter League...**2007:** Made his professional debut over 31 G with the GCL Nationals...signed by WAS as a non-drafted free agent on 1/17...signed by Mike Rizzo and Dana Brown.

**PERSONAL:** Sandy David (Balan) León...he and his wife, Liliana, were married in February 2016 and have 2 children: Noah (b. 2017) and Nahomy (b. 2019)...both children's names are tattooed behind his right ear...got his first tattoo in 2016 (almond tree behind his left forearm) and has employed the same Colombia-based artist ever since...was active in the community during his time with the Red Sox...in December 2018, bought and delivered Christmas presents to children in his hometown of El Mojan, Maracaibo, VZ, as well as in his wife's hometown of Barranquilla, Colombia...in July 2018, provided a catching lesson to a fan as part of a Picnic in the Park auction experience...was active with the Red Sox Novatos program, which donates tickets to children and allows them to meet with Spanish-speaking players at Fenway Park.

## CAREER RECORD

YEAR	CLUB	AVG	G	AB	R	H	TB	2B	3B	HR	RBI	SH	SF	BB-1	SO	SB	CS	HP	GDP	OBP	SLG
2007	Nationals—1	.202	31	94	10	19	19	0	0	0	11	4	0	17-1	15	0	0	0	2	.324	.202
2008	Nationals	.189	26	74	12	14	17	1	1	0	11	1	0	9-0	18	1	2	2	0	.294	.230
2009	Hagerstown	.218	23	78	7	17	20	3	0	0	6	0	0	5-0	21	0	0	0	0	.265	.256
	Vermont	.247	50	166	16	41	59	10	1	2	18	1	2	24-0	29	1	1	2	0	.345	.355
2010	Hagerstown	.249	98	325	48	81	109	10	6	2	36	5	5	50-0	79	3	5	0	12	.345	.335
2011	Potomac	.251	109	370	36	93	134	21	1	6	43	9	3	33-2	69	1	3	1	5	.312	.362
2012	Harrisburg	.311	40	135	15	42	57	12	0	1	19	1	2	9-0	16	1	0	2	3	.358	.422
	Washington—2	<b>.267</b>	<b>12</b>	<b>30</b>	<b>2</b>	<b>8</b>	<b>10</b>	<b>2</b>	<b>0</b>	<b>0</b>	<b>2</b>	<b>0</b>	<b>0</b>	<b>4-0</b>	<b>11</b>	<b>0</b>	<b>0</b>	<b>2</b>	<b>1</b>	<b>.389</b>	<b>.333</b>
	Auburn	.333	5	15	3	5	7	2	0	0	3	0	0	3-0	2	0	0	0	0	.444	.467
	Syracuse	.346	19	52	8	18	29	5	0	2	4	0	0	12-1	12	0	0	0	0	.469	.558
2013	Harrisburg	.177	95	310	35	55	78	12	1	3	26	0	1	47-3	57	0	0	3	9	.291	.252
	Auburn	.077	3	13	0	1	1	0	0	0	0	0	0	0-0	3	0	0	0	0	.077	.077
	Washington	<b>.000</b>	<b>2</b>	<b>1</b>	<b>0</b>	<b>0</b>	<b>0</b>	<b>0</b>	<b>0</b>	<b>0</b>	<b>0</b>	<b>0</b>	<b>0</b>	<b>0-0</b>	<b>1</b>	<b>0</b>	<b>0</b>	<b>0</b>	<b>0</b>	<b>.000</b>	<b>.000</b>
2014	Washington	<b>.156</b>	<b>20</b>	<b>64</b>	<b>7</b>	<b>10</b>	<b>14</b>	<b>1</b>	<b>0</b>	<b>1</b>	<b>3</b>	<b>0</b>	<b>0</b>	<b>6-0</b>	<b>20</b>	<b>0</b>	<b>0</b>	<b>0</b>	<b>1</b>	<b>.229</b>	<b>.219</b>
	Syracuse	.229	51	170	26	39	63	9	0	5	25	0	0	23-2	36	1	0	0	3	.321	.371
2015	Boston—3	<b>.184</b>	<b>41</b>	<b>114</b>	<b>8</b>	<b>21</b>	<b>23</b>	<b>2</b>	<b>0</b>	<b>0</b>	<b>3</b>	<b>6</b>	<b>0</b>	<b>7-1</b>	<b>28</b>	<b>0</b>	<b>1</b>	<b>1</b>	<b>4</b>	<b>.238</b>	<b>.202</b>
	Pawtucket	.263	26	99	8	26	33	4	0	1	13	0	0	10-0	23	0	1	2	1	.342	.333
2016	Pawtucket	.244	36	115	12	28	39	3	1	2	13	0	2	11-1	24	0	0	2	5	.315	.339
	Boston	<b>.310</b>	<b>78</b>	<b>252</b>	<b>36</b>	<b>78</b>	<b>120</b>	<b>17</b>	<b>2</b>	<b>7</b>	<b>35</b>	<b>4</b>	<b>2</b>	<b>23-1</b>	<b>66</b>	<b>0</b>	<b>0</b>	<b>2</b>	<b>4</b>	<b>.369</b>	<b>.476</b>
2017	Boston	<b>.225</b>	<b>85</b>	<b>271</b>	<b>32</b>	<b>61</b>	<b>96</b>	<b>14</b>	<b>0</b>	<b>7</b>	<b>39</b>	<b>1</b>	<b>3</b>	<b>25-1</b>	<b>74</b>	<b>0</b>	<b>0</b>	<b>1</b>	<b>5</b>	<b>.290</b>	<b>.354</b>
2018	Boston	<b>.177</b>	<b>89</b>	<b>265</b>	<b>30</b>	<b>47</b>	<b>74</b>	<b>12</b>	<b>0</b>	<b>5</b>	<b>22</b>	<b>3</b>	<b>1</b>	<b>15-0</b>	<b>75</b>	<b>1</b>	<b>0</b>	<b>4</b>	<b>6</b>	<b>.232</b>	<b>.279</b>
2019	Pawtucket	.120	7	25	2	3	3	0	0	0	0	0	0	1-0	6	0	1	0	0	.154	.120
	Boston—4,5	<b>.192</b>	<b>65</b>	<b>172</b>	<b>14</b>	<b>33</b>	<b>51</b>	<b>3</b>	<b>0</b>	<b>5</b>	<b>19</b>	<b>4</b>	<b>1</b>	<b>13-0</b>	<b>47</b>	<b>0</b>	<b>0</b>	<b>1</b>	<b>0</b>	<b>.251</b>	<b>.297</b>
2020	Cleveland	<b>.136</b>	<b>25</b>	<b>66</b>	<b>4</b>	<b>9</b>	<b>16</b>	<b>1</b>	<b>0</b>	<b>2</b>	<b>4</b>	<b>0</b>	<b>0</b>	<b>14-0</b>	<b>21</b>	<b>0</b>	<b>0</b>	<b>1</b>	<b>2</b>	<b>.296</b>	<b>.262</b>
2021	Miami—6,7	<b>.183</b>	<b>84</b>	<b>202</b>	<b>15</b>	<b>37</b>	<b>54</b>	<b>5</b>	<b>0</b>	<b>4</b>	<b>14</b>	<b>1</b>	<b>2</b>	<b>12-0</b>	<b>65</b>	<b>0</b>	<b>0</b>	<b>3</b>	<b>2</b>	<b>.237</b>	<b>.267</b>
2022	Louisville—8	.222	26	72	5	16	22	3	0	1	7	0	1	10-0	12	0	0	1	0	.321	.306
	Cleveland—9	<b>.133</b>	<b>9</b>	<b>15</b>	<b>0</b>	<b>2</b>	<b>2</b>	<b>0</b>	<b>0</b>	<b>0</b>	<b>0</b>	<b>0</b>	<b>0</b>	<b>6-0</b>	<b>4</b>	<b>0</b>	<b>0</b>	<b>0</b>	<b>1</b>	<b>.381</b>	<b>.133</b>
	Columbus	.250	4	12	2	3	6	0	0	1	4	0	0	4-0	2	0	0	0	0	.438	.500
	Minnesota—10,11,12	<b>.179</b>	<b>25</b>	<b>56</b>	<b>6</b>	<b>10</b>	<b>13</b>	<b>3</b>	<b>0</b>	<b>0</b>	<b>4</b>	<b>2</b>	<b>0</b>	<b>7-0</b>	<b>23</b>	<b>0</b>	<b>0</b>	<b>0</b>	<b>1</b>	<b>.270</b>	<b>.232</b>
<b>MAJOR TOTALS</b>		<b>.210</b>	<b>535</b>	<b>1508</b>	<b>154</b>	<b>316</b>	<b>473</b>	<b>60</b>	<b>2</b>	<b>31</b>	<b>145</b>	<b>21</b>	<b>9</b>	<b>132-3</b>	<b>435</b>	<b>1</b>	<b>1</b>	<b>15</b>	<b>27</b>	<b>.278</b>	<b>.314</b>
<b>MINOR TOTALS</b>		<b>.236</b>	<b>649</b>	<b>2125</b>	<b>245</b>	<b>501</b>	<b>696</b>	<b>95</b>	<b>11</b>	<b>26</b>	<b>239</b>	<b>21</b>	<b>16</b>	<b>268-10</b>	<b>424</b>	<b>8</b>	<b>13</b>	<b>15</b>	<b>40</b>	<b>.323</b>	<b>.328</b>

\* Led league # Tied for league lead

- 1- Signed by Washington as an undrafted free agent on Jan. 21, 2007
- 2- On injured list, May 15-July 2, 2012, with right ankle sprain...included rehab assignments with Auburn, June 26-30, and Harrisburg, July 1-2.
- 3- Acquired by Boston from Washington in exchange for cash considerations on March 30, 2015.
- 4- On MLB Paternity List, May 17-20, 2019.
- 5- Acquired by Cleveland from Boston in exchange for RHP Adenys Bautista on Dec. 2, 2019.
- 6- Signed by Miami as a minor league free agent on Jan. 3, 2021.
- 7- Signed by Cleveland as a free agent on Nov. 22, 2021.
- 8- Signed by Cincinnati as a minor league free agent on April 16, 2022.
- 9- Acquired by Cleveland from Cincinnati in exchange for cash considerations on June 28, 2022.
- 10- Acquired by Minnesota from Cleveland in exchange for RHP Ian Hamilton on Aug. 2, 2022
- 11- On injured list, Sept. 27, 2022-end of season, with right knee meniscus surgery.
- 12- Signed by Texas as a minor league free agent on Jan. 18, 2023.



## POSTSEASON RECORD

SERIES	CLUB	AVG	G	AB	R	H	TB	2B	3B	HR	RBI	SH	SF	BB-1	SO	SB	CS	HP	GDP	OBP	SLG
2016 ALDS	BOS vs. CLE	.100	3	10	1	1	4	0	0	1	1	1	0	1-0	5	0	0	0	0	.182	.400
2017 ALDS	BOS vs. HOU	.500	2	8	0	4	4	0	0	0	2	0	0	0-0	2	0	0	0	0	.500	.500
2018 ALDS	BOS vs. NYY	.000	2	5	0	0	0	0	0	0	0	1	0	0-0	0	0	0	0	0	.000	.000
2018 ALCS	BOS vs. HOU	.000	5	2	1	0	0	0	0	0	0	0	0	0-0	1	0	0	0	0	.000	.000
2018 WS	BOS vs. LAD	.500	3	6	0	3	4	1	0	0	0	0	0	1-0	3	0	0	0	0	.571	.667
2020 ALWC	CLE vs. NYY	.000	2	1	0	0	0	0	0	0	0	0	0	0-0	0	0	0	0	0	.000	.000
LDS TOTALS		.217	7	23	1	5	8	0	0	1	3	1	0	1-0	7	0	0	0	0	.250	.348
POSTSEASON TOTALS		.250	17	32	2	8	12	1	0	1	3	1	0	2-0	11	0	0	0	0	.294	.375

## CAREER FIELDING

C	PCT	G	PO	A	E	TC	DP
2012	.987	12	73	5	1	79	1
2013	1.000	1	2	0	0	2	0
2014	.994	20	154	9	1	164	1
2015	.997	37	258	28	1	287	4
2016	.998	74	561	35	1	597	6
2017	.993	84	767	42	6	815	2
2018	.999	87	776	37	1	814	4
2019	.995	65	535	30	3	568	0
2020	.978	24	213	14	5	232	0
2021	.994	60	444	20	3	467	3
2022	.992	33	233	5	2	240	0
Totals	.994	497	4016	225	24	4265	21

P	PCT	G	PO	A	E	TC	DP
2021	1.000	6	0	1	0	1	0
2022	-	1	0	0	0	0	0
Totals	1.000	7	0	1	0	1	0

3B	PCT	G	PO	A	E	TC	DP
2015	-	1	0	0	0	0	0
2021	-	1	0	0	0	0	0
Totals	-	2	0	0	0	0	0

1B	PCT	G	PO	A	E	TC	DP
2019	1.000	1	4	0	0	4	0

## CAREER HIGHS

**Hits:** 4, 2x, last July 4, 2016 vs. TEX  
**Runs:** 2, 20x, last Sept. 9, 2022 vs. CLE  
**Doubles:** 3, July 4, 2016 vs. TEX  
**Triples:** 1, 2x, last Aug. 9, 2016 vs. NYY  
**Home Runs:** 2, May 7, 2017 at MIN  
**RBI:** 4, 4x, last June 23, 2017 vs. LAA  
**Walks:** 3, 2x, last June 30, 2022 vs. MIN  
**Hitting Streak:** 5, 7x, last May 14-24, 2018

## MULTI-HR GAMES (1)

May 7, 2017 at MIN

## GAME-ENDING HRS (1)

April 5, 2017 vs. PIT (Bastardo)

## POSITION PLAYERS TO PITCH FOR TEXAS (18 PLAYERS - 24 INSTANCES)

DATE/OPP.	PLAYER	LINE
8/31/88 vs. MIN	Jeff Kunkel	1.0 IP, 1 SO, 3 BF, GF (TEX lost 10-1)
5/20/89 vs. MIN	Jeff Kunkel	1.2 IP, 4 H, 4 R-ER, 3 BB, 1 HR, 12 BF, GF (TEX lost 19-3)
5/29/93 at BOS	Jose Canseco	1.0 IP, 2 H, 3 R-ER, 3 BB, 8 BF, GF (TEX lost 15-1)
9/6/00 at CWS	Scott Sheldon	0.1 IP, 1 SO, 1 BF (TEX lost 13-1)
6/4/12 at OAK	Craig Gentry	1.0 IP, 3 H, 2 R-ER, 1 BB, 7 BF, GF (TEX lost 12-1)
6/4/13 at BOS	David Murphy	1.0 IP, 1 H, 1 SO, 4 BF, GF (TEX lost, 17-5)
5/6/14 at COL	Mitch Moreland	1.0 IP, 3 BF, GF (TEX lost, 12-1)
7/10/14 vs. LAA	Chris Gimenez	1.0 IP, 1 SO, 3 BF, GF (TEX lost, 15-6)
8/13/14 vs. TB	J.P. Arencibia	1.0 IP, 1 H, 4 BF, GF (TEX lost, 10-1)
6/26/15 at TOR	Adam Rosales	1.0 IP, 1 H, 1 R-ER, 1 HR, 4 BF, GF (TEX lost, 12-2)
7/28/15 vs. NYY	Adam Rosales	1.0 IP, 1 H, 2 R-1 ER, 1 BB, 1 SO, 1 HR, 6 BF, GF (TEX lost 21-5)
7/2/16 at MIN	Bryan Holaday	1.1 IP, 4 BF, GF (TEX lost, 17-5)
7/7/16 vs. MIN	Jared Hoyer	1.0 IP, 1 H, 1 R-ER, 1 HR, 4 BF, GF (TEX lost 10-1)
7/26/17 vs. MIA	Brett Nicholas	1.0 IP, 5 H, 4 R-ER, 8 BF, GF (TEX lost 22-10)
7/23/18 vs. OAK	Carlos Tocci	0.2 IP, 2 BF (TEX lost, 15-3)
7/23/18 vs. OAK	Ryan Rua	1.0 IP, 1 SO, 3 BF (TEX lost, 15-3)
4/25/19 at SEA	Jeff Mathis	1.0 IP, 1 H, 1 SO, 4 BF, GF (TEX lost, 14-2)
7/17/19 vs. ARI	Tim Federowicz	1.0 IP, 3 H, 1 R-ER, 1 HR, 6 BF, GF (TEX lost, 19-4)
8/12/19 at TOR	Jeff Mathis	1.0 IP, 2 H, 2 R-ER, 1 HR, 5 BF, GF (TEX lost, 19-4)
6/11/21 at LAD	Charlie Culberson	1.0 IP, 1 H, 4 BF, GF, (TEX lost, 12-1)
8/7/21 at OAK	Brock Holt	1.0 IP, 1 H, 3 BF, GF, (TEX lost 12-3)
9/13/21 vs. HOU	Charlie Culberson	1.0 IP, 1 H, 3 BF, GF, (TEX lost, 15-1)
6/15/22 vs. HOU	Charlie Culberson	1.0 IP, 0 H, 3 BF, GF, (TEX lost, 9-2)
9/2/22 at BOS	Charlie Culberson	1.0 IP, 1 H, 1 BB, 5 BF, GF, (TEX lost, 9-1)

# ZACK LITTELL



RHP #58

R BATS R THROWS  
6'4" HEIGHT 220 WEIGHT  
27 OPENING DAY AGE

BORN Oct. 5, 1995 in Mebane, NC  
RESIDES Mebane, NC  
ACQUIRED Signed as a minor league free agent on Jan. 12, 2023  
CONTRACT STATUS Signed through 2023  
SERVICE TIME 3.067 OPTIONS USED 3/3

NON-ROSTER INVITEE

FRONT OFFICE

COACHES

PLAYERS

2022 REVIEW

OPONENTS

RECORDS

DEVELOPMENT

MEDIA

**CAREER:** The Mebane, N.C. native enters his first season with Texas after a 5-year Major League career...the 27-year-old has spent time in the Seattle (2013-16), New York-AL (2017) Minnesota (2018-21) and San Francisco (2021-22) organizations...primarily uses a two-pitch mix, throwing a fastball or slider a combined 87.8% of the time last season, according to Baseball Savant...boasts a career 13-5 big league record after unblemished campaigns in 2019 (6-0) and 2021 (4-0)...holds a lifetime 4.08 ERA (77 ER/169.2 IP) across 145 appearances in the Majors, including a career-high 63 G/2 GS in 2021...spent the past 2 seasons in the Giants' bullpen after making MLB debut with Minnesota on 6/5/18...began professional career as a starter, transitioning to a bullpen role with the Twins in 2019...recorded 3 minor league seasons with 125+ IP and 130+ SO...a 2017 Mid-Season All-Star with Single-A Tampa, Littell finished 19-1 with a 2.12 ERA (37 ER/157 IP)...one of 6 minor league pitchers to finish with a sub-3.00 ERA and 150+ strikeouts in 2016...the Eastern Alamance High School alum was taken in the 11th round of the 2013 MLB Draft.

**2022:** Made 39 appearances for San Francisco, finishing 3-3 with a 5.08 ERA (25 ER/44.1 IP)...began season with 6 consecutive scoreless outings in as many innings over the month of April...posted better splits against LHB (.220) vs. RHB (.298)...placed on IL two times, missing seven games after landing on the COVID-IL on 4/26...missed more than a month (7/9-8/17) with a strained left oblique...appeared in 15 G between Single-A San Jose and Triple-A Sacramento, going 0-1 with a 5.87 ERA (10 ER/15.1 IP) and 15 strikeouts.

**2021:** Signed with San Francisco on 2/9 and set Major League career highs in games (63), innings pitched (61.2) and strikeouts (63)...posted a 3.44 ERA in his first stint with Giants (38 games) from 4/30-7/27...recalled from Sacramento on 8/7 and went 4-0 with a 2.28 ERA (7 ER/27.2 IP) and 38 strikeouts while limiting hitters to a .175 clip the rest of the regular season...boasted a powerful fastball, limiting opponents to just a .165 BA (20-120) on the heater...held opponents scoreless in 47 of 63 outings...appeared in NLDS vs. LAD, throwing 2.2 innings and striking out 5 batters while allowing 3 runs...**2020:** Appeared in 9 games for Minnesota and posted a 9.95 ERA (7 ER/6.1 IP) in 6 games...served two separate stints on the IL for a left hamstring strain (8/1-13) and right elbow inflammation (8/22-9/6) respectively...outrighted to Alternate Training Site on 9/16...**2019:** Began season with Rochester (AAA) and was promoted to Minnesota

on 5/24...posted a 6-0 record in his 2nd season with the Twins, appearing in 29 games...one of three career MIN players to appear exclusively out of the bullpen and record 6+ wins with no losses (also Joe Nathan in 2006 and LaTroy Hawkins in 2002)...allowed career-high 8 runs on 10 hits in 4.1 innings of relief on 5/30 at TB...aside from that appearance, posted a 0.83 ERA (3 ER/32.2 IP) in his other 28 MLB games combined...earned first ML win 6/18 vs. Boston, pitching 2.0 scoreless innings...held opponents scoreless in 24 of 27 appearances from 6/18-end of season...made two postseason appearances in the ALDS vs. NYY, logging 0.1 IP over his 2 outings...**2018:** Invited to first career Major League Spring Training with Minnesota, but began season in the minors with Chattanooga (AA) and Rochester...was recalled from Triple-A on 6/5 and made MLB debut that night in start in Game 2 of a doubleheader vs. CWS (L, 3.0 IP, 6 R-ER)...**2017:** Combined to go 19-1 across Tampa, Trenton and Chattanooga, posting a 2.12 ERA (37 ER/157 IP) while striking out 142 batters in 27 G/25 GS...started season with Tampa, going 9-1 across his 13 starts paving way to an FSL Mid-Season All-Star appearance...promoted to Double-A Trenton on 6/14 and made seven starts before being packaged to Minnesota on 7/30 for LHP Jamie Garcia...finished season unbeaten with Double-A Chattanooga going 5-0 with a 2.81 ERA (13 ER/41.2 IP)...named MLB.com Fans' Choice for Best Starting Pitcher with Chattanooga...**2016:** Opened season with Clinton but was promoted to Double-A Bakersfield on 7/4...combined to appear in 28 games going 13-6 with a 2.66 ERA (49 ER/165.2 IP)...named Midwest Pitcher of the Week (6/1-6) going 2-0, 0.00 ERA over 14 IP with 17 strikeouts in a pair of starts...also earned California League "Player of the Month" in July after finishing 4-0 with a 0.84 ERA (3 ER/32 IP) and 25 K's in 5 outings...one of six minor league pitchers to finish with a sub-3.00 ERA and 150+ strikeouts...traded to New York-AL on 11/18 for LHP James Pazos...**2015:** Spent season with Single-A Clinton going 3-6 with a 3.91 ERA (49 ER/112.2 IP)...over first 4 GS, Littell allowed only 5 ER across 22.1 innings of work...struck out double-digit (10) batters on 6/6 against Bowling Green over 6 IP...**2014:** Made 13 starts with Pulaski (Rk.), leading the Appalachian League with 64 strikeouts...finished the campaign with a 1.65 ERA (5 ER/27.1 IP) over his final 5 G/5 GS after beginning the year with a 6.41 ERA (30 ER/42.1 IP) over his first 8 G/8 GS...**2013:** Appeared in 10 G with the AZL Mariners in his first professional action going 0-6 with a 5.94 ERA (22 ER/33.1 IP).

## CAREER RECORD

YEAR	CLUB	W-L	ERA	G	GS	CG	SHO	SV	IP	H	R	ER	HR	HB	BB-I	SO	WP	BK	AVG
2013	AZL Mariners—1	0-6	5.94	10	7	0	0	1	33.1	39	27	22	2	1	13-0	28	4	0	.291
2014	Pulaski	5-5	4.52	13	13	0	0	0	69.2	75	38	35	3	8	12-0	*64	1	0	.275
2015	Clinton	3-6	3.91	21	21	0	0	0	112.2	121	63	49	4	4	30-0	84	5	1	.272
2016	Clinton—2	5-5	2.76	16	16	2	0	0	97.2	94	35	30	5	4	21-0	95	2	1	.258
	Bakersfield	8-1	2.51	12	11	0	0	0	68.0	64	21	19	3	3	13-0	61	4	0	.246
2017	Tampa—3	9-1	1.77	13	11	2	0	0	71.1	65	17	14	4	4	15-0	57	2	0	.251
	Trenton	5-0	2.05	7	7	0	0	0	44.0	37	14	10	3	0	8-0	52	3	0	.224
	Chattanooga	5-0	2.81	7	7	0	0	0	41.2	33	16	13	1	5	18-0	33	3	1	.223
2018	Chattanooga	0-3	5.87	5	5	0	0	0	23.0	28	15	15	3	1	7-0	32	2	0	.308
	Rochester	6-6	3.57	19	15	0	0	0	106.0	100	47	42	5	4	40-0	98	4	1	.248
	<b>Minnesota</b>	<b>0-2</b>	<b>6.20</b>	<b>8</b>	<b>2</b>	<b>0</b>	<b>0</b>	<b>0</b>	<b>20.1</b>	<b>25</b>	<b>17</b>	<b>14</b>	<b>3</b>	<b>4</b>	<b>11-0</b>	<b>14</b>	<b>0</b>	<b>0</b>	<b>.298</b>
2019	Rochester	3-3	3.71	20	7	0	0	1	63.0	55	29	26	11	2	25-0	68	4	0	.234
	<b>Minnesota</b>	<b>6-0</b>	<b>2.68</b>	<b>29</b>	<b>0</b>	<b>0</b>	<b>0</b>	<b>0</b>	<b>37.0</b>	<b>34</b>	<b>12</b>	<b>11</b>	<b>4</b>	<b>0</b>	<b>9-1</b>	<b>32</b>	<b>0</b>	<b>0</b>	<b>.250</b>
2020	Minnesota—4,5	0-0	9.95	6	0	0	0	0	6.1	12	7	7	5	1	3-0	3	1	0	.444
2021	San Francisco—6	4-0	2.92	63	2	0	0	2	61.2	46	24	20	7	2	24-1	63	3	2	.207
	Sacramento	0-0	9.00	2	0	0	0	0	2.0	4	2	2	1	0	2-0	1	2	0	.444
2022	San Francisco—7,8,9	3-3	5.08	39	0	0	1	1	44.1	48	25	25	8	1	13-0	39	1	0	.276
	Sacramento	0-1	6.75	13	1	0	0	0	13.1	14	10	10	3	0	4-0	13	0	0	.250
	San Jose	0-0	0.00	2	0	0	0	0	2.0	2	0	0	0	0	1-0	2	0	0	.269
<b>MAJOR TOTALS</b>		<b>13-5</b>	<b>4.08</b>	<b>145</b>	<b>4</b>	<b>0</b>	<b>0</b>	<b>3</b>	<b>169.2</b>	<b>165</b>	<b>85</b>	<b>77</b>	<b>27</b>	<b>8</b>	<b>60-2</b>	<b>151</b>	<b>5</b>	<b>2</b>	<b>.257</b>
<b>MINOR TOTALS</b>		<b>49-37</b>	<b>3.45</b>	<b>160</b>	<b>121</b>	<b>4</b>	<b>0</b>	<b>2</b>	<b>747.2</b>	<b>731</b>	<b>334</b>	<b>287</b>	<b>48</b>		<b>209-0</b>	<b>688</b>	<b>36</b>	<b>4</b>	<b>.257</b>

\* Led league # Tied for league lead

- 1- Selected by Seattle in the 11th round of the 2013 June draft...signed by Devitt Moore (SEA).
- 2- Acquired by New York-AL from Seattle in exchange for LHP James Pazos on Nov. 18, 2016.
- 3- Acquired by Minnesota from New York-AL, along with LHP Dietrich Enns, in exchange for LHP Jaime Garcia on July 30, 2017.
- 4- On the injured list from July 31-Aug. 13, 2020 with a left hamstring strain.
- 5- On the injured list from August 22-September 6, 2020 with right elbow inflammation.
- 6- Signed by San Francisco to a minor league contract on Feb. 9, 2021.
- 7- On COVID-19 related injured list, April 26-May 5, 2022.
- 8- On injured list, July 9-Aug. 17, 2022, with a strained left oblique...included rehab assignment with San Jose, July 29-Aug.17.
- 9- Signed by Texas as a minor league free agent on Jan. 12, 2023.

## POSTSEASON RECORD

SERIES	CLUB	W-L	ERA	G	GS	CG	SHO	SV	IP	H	R	ER	HR	HB	BB-I	SO	WP	BK	AVG
2019 ALDS	MIN vs. NYY	0-1	54.00	2	0	0	0	0	0.1	0	2	2	0	1	1-0	0	1	0	.000
2022 NLDS	SF vs. LAD	0-0	10.13	2	0	0	0	0	2.2	6	3	3	1	0	0-0	5	0	0	.429
<b>POSTSEASON TOTALS</b>		<b>0-1</b>	<b>15.00</b>	<b>4</b>	<b>0</b>	<b>0</b>	<b>0</b>	<b>0</b>	<b>3.0</b>	<b>6</b>	<b>5</b>	<b>5</b>	<b>1</b>	<b>1</b>	<b>1-0</b>	<b>5</b>	<b>1</b>	<b>0</b>	<b>.400</b>


## CAREER FIELDING

P	PCT	G	PO	A	E	TC	DP
<b>Totals</b>	<b>.970</b>	<b>145</b>	<b>12</b>	<b>20</b>	<b>1</b>	<b>33</b>	<b>1</b>

## CAREER HIGHS

- Innings:** 4.1, May 30, 2019 vs. TB
- Strikeouts:** 4, 6x, last July 8, 2022 vs. SD
- Walks:** 4, 2x, last July 8, 2022 vs. SD
- Winning Streak:** 10, June 18, 2019-Sept. 18, 2021
- Losing Streak:** 2, June 5-July 2, 2018

# NATHANIEL LOWE



INF #30

L BATS  
R THROWS  
6'4" HEIGHT  
220 WEIGHT  
27 OPENING DAY AGE

BORN July 7, 1995 in Norfolk, VA  
RESIDES Clermont, FL  
ACQUIRED In a trade with Tampa Bay on Dec. 10, 2020  
CONTRACT STATUS Signed through 2023  
SERVICE TIME 2.145 OPTIONS USED 2/3

FRONT OFFICE

COACHES

PLAYERS

2022 REVIEW

OPPONENTS

RECORDS

DEVELOPMENT

MEDIA

**CAREER:** The Rangers' 2022 Player of the Year, Lowe produced career highs in all 4 slash categories (.302/.358/.492/.851), home runs (27), RBI (76), hits (179), and total bases (292) last season, becoming the 1st Texas qualifier to bat .300+ since Elvis Andrus (.302) and Adrián Beltré (.300) both did it in 2016...was tabbed for the 2022 Louisville Slugger Silver Slugger Award at first base in the American League, the 1st Ranger to receive the honor since Beltré in 2014...acquired from Tampa Bay in a 6-player trade on 12/10/20, Lowe has totaled a .284/.357/.455/.812 slash line, 45 home runs, and 148 RBI over 314 games with the Rangers spanning the last two seasons (2021-22)...his ranks among A.L. qualifiers since coming to Texas: games played (6th), hits (10th), on-base pct. (12th), batting average (13th), and OPS (17th)...was a member of the Tampa Bay club that advanced to the 2020 World Series held at Globe Life Field... appeared in only one postseason game that year (Game 1 of Wild Card series), but was on the taxi squad for the rest of the playoffs and attended the Fall Classic games in Arlington... named Tampa Bay's Minor League Player of the Year in 2018, when he combined to bat .330/.416/.568/.985 with 27 home runs and 102 RBI with the system's top 3 affiliates...named one of *Baseball America's* top 100 prospects following his breakout 2018 performance...was originally selected by the Rays in the 13th round of the 2016 MLB Draft out of Mississippi State Univ.

**SILVER SLUGGER:** Was named winner of the 2022 Louisville Slugger Silver Slugger Award at first base in the American League, his 1st career Silver Slugger selection...became the 1st Ranger to win a Silver Slugger since 3B Adrián Beltré in 2014... joined Mark Teixeira, who captured the award in back-to-back seasons in 2004-05, as the only Texas first basemen to win Silver Slugger honors since the award's inception in 1980.

**STRONG FINISH:** Hit .339/.399/.566/.964 (93-274) with 15 HR and 38 RBI in 72 G after the 2022 All-Star break...led MLB with 93 hits following the break and ranked among A.L.'s 2nd 'half leaders in BA (2nd), total bases (2nd, 155), times on base (3rd, 120), and OPS (4th)...marked the most post-break hits by a Ranger since Michael Young in 2011 (97) and highest 2nd 'half BA by a Texas qualifier since Shin-Soo Choo in 2015 (.343)... was named "A.L. Player of Week" for 8/22-28, his 1st career weekly honor, after batting .385 (10-26) and leading all MLB players in RBI (11), HR (tied-4), TB (tied-24)...joined teammate Corey Seager (7/4-10) as the only Rangers to win the circuit's weekly award in 2022.

**2022:** Lowe was voted as Rangers Player of the Year by the Dallas-Forth Worth chapter of the Baseball Writers' Association of America after batting .302/.358/.492/.851 with career highs in home runs (27), RBI (76), hits (179), and total bases (292)... became the 1st Texas qualifier to bat .300+ since Elvis Andrus (.302) and Adrián Beltré (.300) both did it in 2016...led club and ranked among American League leaders in multi-hit games

(2nd, 54), H (4th), TB (6th), BA (7th), OPS (8th), and SLG (8th)... over the last 9 seasons (beg. 2014), the only other Ranger to bat .300 and hit 25+ HR in the same season was Beltré in 2016 (.300 BA, 32 HR)...Lowe was just the 5th first basemen (min. 75% of games at 1B) in club history to post a qualifying season with a BA of .300-or-higher, joining Will Clark (3x, last 1998), Rafael Palmeiro (2x, last 1991), Teixeira in 2005, and Mike Hargrove in 1977...Lowe's team-high .851 OPS was the best mark by a qualified Ranger since Danny Santana in 2019 (.857) and the highest by a TEX first basemen since Teixeira in 2006 (.886)... his 141 adjusted OPS+ figure was the highest by a TEX qualifier since Beltré in 2014 (144)...selected as "Rangers Player of the Month" for April (.313/.368/.400/.768, 1 HR, 4 2B, 9 RBI) and August (.389/.450/.649/1.098, 7 HR, 5 2B, 3B, 21 RBI) by writers and broadcasters that cover the team on a regular basis, his 1st time(s) to win team's monthly award...70 total bases in Aug. were the most by a TEX batter over a single month since Prince Fielder in May 2015 (80) and 42 hits marked the highest monthly total for TEX since Elvis Andrus in Aug. 2017 (43)...the only other MLB players to hit at least .389 with an OPS of 1.098+ in a month this season: ATL's Austin Riley (July), HOU's Yordan Alvarez (June), and STL's Paul Goldschmidt (May).

**NOTES:** 24 of career-high 27 HR came after 6/1, T4th-most in A.L. over that span behind only NYY's Aaron Judge (44), LAA's Mike Trout (27), and teammate Marcus Semien (25)...HR in career-high 3 straight from 8/23-26...hit 2nd career walk-off HR on 5/18 vs. LAA...produced career-best 11-game hit streak from 7/25-8/4, which was T2nd-longest by a Ranger in 2022 (23-Garcia)... reached base safely via hit or walk in 22 consecutive games from 7/25-8/16, the 2nd-longest on-base streak of his career (25, 4/17-5/13/21) and T12th-longest by an A.L. batter in 2022...batted .383 (31-81) and registered a .432 on-base pct. over the course of the streak...appeared in 157 of team's 162 games, logging 154 starts at 1B (150) and DH (4)...150 starts at 1B were most in the A.L. and most by a Ranger since Mark Teixeira in 2006 (159)...played career-high 1327.1 innings at 1B, 3rd-most in MLB to ATL's Matt Olson (1441.0) and LAD's Freddie Freeman (1377.2)...9 errors as a first basemen were T4th-most in MLB (11-CWS' Jose Abreu/PHI's Rhys Hoskins, 10-TOR's Vladimir Guerrero Jr., 9-Lowe/WAS-SD's Josh Bell)... was involved in both Texas triple plays turned in 2022 (9/20 vs. LAA, 4/20 at SEA).

**2021:** Batted .264/.357/.415/.771 (147-557) with a career-high 18 home runs and 72 RBI in his first full Major League season and first year in the Texas organization...led Rangers and ranked among A.L. leaders in walks (T9th, 80), on-base percentage (16th, .357), and times on base (18th, 229)...162 strikeouts were 10th-most in A.L....80 walks were most by a primary TEX 1B since Mark Teixeira in 2006 (89 BB)... reached base safely via H/BB in 128 of 157 G, including team-high and career-best 25-game on-base streak from 4/17-5/13...played in 157 of team's

162 games, making 151 starts at 1B (144) and DH (7)...closed the season by batting .316 (43-136) in his last 38 games (beg. 8/23), the 8th-highest BA among A.L. batters over that span (min. 125 AB)...had a pair of multi-homer games: 4/6 vs. TOR and 7/1 at OAK...hit walk-off RBI single in 10th inning on 4/18 vs. BAL, 2nd career walk-off hit (HR on 9/21/19 vs. BOS w/ TB)...slashed .305/.390/.519/909 (40-131) with runners in scoring position, T15th-most hits w/ RISP among A.L. batters...had 22 RBI in April, matching the most by a Texas first baseman before May in franchise history (Rafael Palmeiro in 2001)...had 14 RBI in his first 5 games of 2021, T2nd-most in MLB history (since 1920) for a team's first 5 games of a season (17 by BAL's Chris Davis in 2013)...recorded a career-high 5 hits on 8/24 at CLE (5-for-5, HR, 2B, 3 RBI), joining Rougned Odor (7/28/18 at HOU) as only Rangers with a 5-hit game in the last 9 seasons (beg. 2014)...also became the first Texas 1B to accomplish the feat since Frank Catalanotto (5/17/00 vs. TB)...had hits in 8 straight at-bats from 8/23-25, the first Ranger with hits in 8+ consecutive PA since Ian Kinsler (8, 4/14-15/09) and one shy of matching BAL's Cedric Mullins (9, 6/4-6) for the longest streak of consecutive hits in MLB in 2021 (Elias Sports Bureau)...finished with 11 errors, T2nd-most among MLB first basemen...committed 3 errors in 9th inning on 9/1 vs. COL, setting club record for errors by one player in an inning and tying MLB record for a 1B (8x, last OAK's Brandon Moss, 6/23/12)...**2020:** Played 21 games for the Rays in his 2nd straight season with MLB action, totaling a .224/.316/.433/.749 slash line...opened season at TB's Alternate Training Site in Port Charlotte, Fla., before recall on 9/1...started 19 of the Rays' final 23 regular season games at 1B (15), DH (3), and 3B (1) beginning 9/2...tied for the team lead in RBI (11) and T2nd in homers (4) over season's final month...lone postseason app. was start at 1B in Game 1 of A.L. Wild Card series vs. TOR (0-3)...was not on Rays' playoff rosters for ALDS, ALCS, or WS...**2019:** Made 36 starts at 1B (19), DH (16), and 3B (1) over 4 stints with the Rays (4/29-5/8; 6/1; 7/4-31; 9/1-end of season) in 1st Major League action...was selected from Durham (AAA) on 4/29 and made MLB debut as DH that night at KC...doubled off Scott Barlow in 8th inning for 1st hit...hit 1st MLB homer off NYY's Masahiro Tanaka on 7/5 to end a 10-pitch at bat...became 1st player in Rays history with as many as 5 HR in 1st 17 games...in 2 HR game on 7/13 at BAL-G2, joined Mike Brosseau in becoming just the 4th pair of rookie teammates with multiple HR in the same game in MLB history and pair hit consecutive HR in the 9th inning...was selected as the A.L. Player of the Week for 7/8-14, hitting .471 with 3 HR and 7 RBI in 4 games...connected for 11th inning walk-off HR, 9/21 vs. BOS...was not on TB's playoff roster for either A.L. Wild Card or ALDS...played in 93 games for Durham and ranked among the International League leaders in

walks (2nd, 72), OBP (2nd, .421), and OPS (5th, .929)...prior to the season, was rated as the no. 97 prospect in baseball and the Rays' 9th-best prospect according to Baseball America...**2018:** Selected as TB's Minor League Player of the Year, hitting .330 with 27 HR and 102 RBI in 130 G with Charlotte (High-A), Montgomery (AA), and Durham...led Rays minor leaguers in HR and RBI and was 3rd in batting...was a Florida State League mid-season All-Star...was the Rays minor league hitter of the month for both April and May...started at 1B for Team USA in 2018 All-Star Futures Game at WAS, going 1-for-2 with an RBI...promoted to Durham on 8/8 and helped Bulls win the Governors' Cup...named to the Rays Organizational All-Star Team by MLB.com and selected to *Baseball America's* Double-A All-Star Team...**2017:** Combined to bat .274 with 7 HR and 59 RBI in 115 G at Bowling Green (Low-A) and Charlotte...selected to Midwest League midseason All-Star Team before promotion to Charlotte on 6/27...**2016:** Selected to New York-Penn League mid-season All-Star team in first pro season with Short-A Hudson Valley...ranked among league leaders in 2B (T3rd, 18), H (4th, 74), XBH (T4th, 24), BA (5th, .300), SLG (5th, .437), and TB (5th, 108).

**AMATEUR BACKGROUND:** Spent his college career at Mississippi State University (2016), St. Johns River (Fla.) State College (2015), and Mercer University (2014)...in his final college campaign at Mississippi State, he hit .348 with 5 HR and 49 RBI in 63 games, ranking 2nd on the club in AVG and RBI...earned 2nd team All-American honors by Louisville Slugger...graduated in 2013 from Pope High School in Marietta, Ga., setting school records for homers and doubles as a senior when Pope won the Georgia State Title...hit walk-off grand slam in Game 1 of state championship series.

**PERSONAL:** David Nathaniel Lowe...younger brother, Josh, was the Rays' 1st round selection (13th overall) in the 2016 June draft, the 3rd time in franchise history that brothers were selected in the same draft...Josh, an outfielder drafted out of high school, has appeared in 54 games with the Rays in 2021-22...Nathaniel and Josh were teammates at Bowling Green in 2017 and Charlotte in 2018...their father, David, was a 5th round selection of SEA in the 1986 MLB draft but accepted an appointment at the U.S. Naval Academy in Annapolis, Md., where he played football (LB) and baseball (RHP) for 4 years each...went on to have a 20-year career as a U.S. Navy pilot...Nathaniel has spent multiple New Year's Days on mission trips to the Bahamian Island of Eleuthera...the 8-day trips centered around youth ministry and athletic activities...participated in the Texas Rangers Fan Fest and Winter Caravan events this offseason...some of his interests outside of baseball include golf, photography, and waterfowl hunting.

## CAREER RECORD

FRONT OFFICE

YEAR	CLUB	AVG	G	AB	R	H	TB	2B	3B	HR	RBI	SH	SF	BB-I	SO	SB	CS	HP	GDP	OBP	SLG
2016	Hudson Valley—1	.300	67	247	26	74	108	18	2	4	40	0	3	30-0	39	1	0	5	10	.382	.437
2017	Bowling Green	.293	63	229	34	67	95	13	0	5	35	0	3	36-0	53	0	1	1	3	.387	.415
	Charlotte	.249	52	173	21	43	61	10	1	2	24	0	1	28-1	53	1	1	1	3	.355	.353
2018	Charlotte	.356	51	194	39	69	114	15	0	10	44	0	0	25-1	33	0	0	1	3	.432	.588
	Montgomery	.340	51	188	36	64	114	11	0	13	42	0	1	35-4	30	1	1	1	6	.444	.606
	Durham	.260	28	100	18	26	46	6	1	4	16	0	0	8-1	27	0	0	2	0	.327	.460
2019	Durham	.289	93	329	63	95	167	24	0	16	63	0	1	72-1	82	1	0	4	11	.421	.508
	Tampa Bay	<b>.263</b>	<b>50</b>	<b>152</b>	<b>24</b>	<b>40</b>	<b>69</b>	<b>8</b>	<b>0</b>	<b>7</b>	<b>19</b>	<b>0</b>	<b>2</b>	<b>13-0</b>	<b>50</b>	<b>0</b>	<b>0</b>	<b>2</b>	<b>4</b>	<b>.325</b>	<b>.454</b>
2020	Tampa Bay—2	<b>.224</b>	<b>21</b>	<b>67</b>	<b>10</b>	<b>15</b>	<b>29</b>	<b>2</b>	<b>0</b>	<b>4</b>	<b>11</b>	<b>0</b>	<b>0</b>	<b>9-2</b>	<b>28</b>	<b>1</b>	<b>0</b>	<b>0</b>	<b>2</b>	<b>.316</b>	<b>.433</b>
2021	Texas	<b>.264</b>	<b>157</b>	<b>557</b>	<b>75</b>	<b>147</b>	<b>231</b>	<b>24</b>	<b>3</b>	<b>18</b>	<b>72</b>	<b>0</b>	<b>3</b>	<b>80-2</b>	<b>162</b>	<b>8</b>	<b>0</b>	<b>2</b>	<b>13</b>	<b>.357</b>	<b>.415</b>
2022	Texas	<b>.302</b>	<b>157</b>	<b>593</b>	<b>74</b>	<b>179</b>	<b>292</b>	<b>26</b>	<b>3</b>	<b>27</b>	<b>76</b>	<b>0</b>	<b>0</b>	<b>48-2</b>	<b>147</b>	<b>2</b>	<b>2</b>	<b>4</b>	<b>10</b>	<b>.358</b>	<b>.492</b>
MAJOR TOTALS		.278	385	1369	183	381	621	60	6	56	178	0	5	150-6	387	11	2	8	29	.352	.454
MINOR TOTALS		.300	405	1460	237	438	705	97	4	54	264	0	9	234-8	317	4	3	15	36	.400	.483

\* Led league # Tied for league lead

- 1- Selected by Tampa Bay in the 13th round of the 2016 June draft...signed by Rickey Drexler.
- 2- Acquired by Texas from Tampa Bay, along with 1B Jake Guenther and a PTBNL (OF Carl Chester), in exchange for OF Heriberto Hernandez, INF Osleivis Basabe, and OF Alexander Ovalles on Dec. 10, 2020.

COACHES

## POSTSEASON RECORD

PLAYERS

SERIES	CLUB	AVG	G	AB	R	H	TB	2B	3B	HR	RBI	SH	SF	BB-I	SO	SB	CS	HP	GDP	OBP	SLG
2020 ALWC	TB vs. TOR	.000	1	1	0	0	0	0	0	0	0	0	0	0-0	1	0	0	0	0	.000	.000
2020 ALDS	TB vs. NYY																				
2020 ALCS	TB vs. HOU																				
2020 WS	TB vs. HOU																				

ON ROSTER - DID NOT PLAY

ON ROSTER - DID NOT PLAY

ON ROSTER - DID NOT PLAY

2022 REVIEW

## CAREER FIELDING

1B	PCT	G	PO	A	E	TC	DP
2019	.994	21	158	5	1	164	11
2020	1.000	15	110	6	0	116	8
2021	.991	148	1164	54	11	1229	119
2022	.993	153	1252	70	9	1331	125
<b>Totals</b>	<b>.993</b>	<b>337</b>	<b>2684</b>	<b>135</b>	<b>21</b>	<b>2840</b>	<b>263</b>

3B	PCT	G	PO	A	E	TC	DP
2019	1.000	4	1	0	0	1	0
2020	1.000	2	0	4	0	4	1
2021	1.000	1	0	1	0	1	0
<b>Totals</b>	<b>1.000</b>	<b>7</b>	<b>1</b>	<b>5</b>	<b>0</b>	<b>6</b>	<b>1</b>

## CAREER HIGHS

- Hits:** 5, Aug. 24, 2021 at CLE
- Runs:** 3, 3x, last Aug. 24, 2022 at COL
- Doubles:** 2, 4x, Aug. 14, 2022 vs SEA
- Triples:** 1, 6x, last Aug. 24, 2022 vs COL
- Home Runs:** 2, 4x, last July 1, 2021 at OAK
- RBI:** 5, Aug. 24, 2022 at COL
- Walks:** 3, 2x, last June 26, 2021 vs. KC
- Stolen Bases:** 1, 11x, last Aug. 14, 2022 vs. SEA
- Hitting Streak:** 11, July 25-Aug. 4, 2022

## MULTI-HR GAMES (4)

- July 13, 2019 at BAL
- Sept. 11, 2020 vs. BOS
- April 6, 2021 vs. TOR
- July 1, 2021 at OAK

## GAME-ENDING HRS (2)

- Sept. 21, 2019 vs. BOS (Smith)
- May 18, 2022 vs. LAA (Iglesias)


OPPONENTS

RECORDS

DEVELOPMENT

MEDIA





LHP #59

# BRETT MARTIN

L BATS L THROWS  
6'4" HEIGHT 210 WEIGHT  
27 OPENING DAY AGE

BORN April 28, 1995 in Morristown, TN  
RESIDES Morristown, TN  
ACQUIRED Selected in the 4th round of the 2014 June draft  
CONTRACT STATUS Signed through 2023  
SERVICE TIME 3.151 OPTIONS USED 2/3

FRONT OFFICE

COACHES

PLAYERS

2022 REVIEW

OPPONENTS

RECORDS

DEVELOPMENT

MEDIA

**CAREER:** The 27-year-old lefty is expected to miss the majority of the 2023 season after undergoing left shoulder surgery for labrum cleanup on 1/18/23 by Dr. James Andrews in Gulf Breeze, FL...has been a reliable member of the Texas bullpen since making his MLB debut in 2019, logging the most appearances of any Rangers pitcher during that span by a wide margin (187-Martin, 111-José Leclerc)...trails only CWS' Jake Diekman (234) and TOR's Tim Lincecum (192) in relief appearances by left-handed American League pitchers over the last 4 seasons...has registered a 3.43 ERA (48 ER/126.0 IP) across 135 relief outings since the start of the pandemic-shortened 2020 campaign...has held left-handed batters to a .242 BA and .629 OPS in his Major League career, including .194 BA and .533 OPS marks last season...aside from minimal action as an "opener," the former starter has pitched exclusively in relief in the Major Leagues, a role he shifted to midway through the 2018 campaign with Double-A Frisco...has gone 8-15 with a 3.85 ERA in 187 games/3 starts over his 4 seasons with Texas...was consistently rated as one of the Rangers' top pitching prospects after he was selected in the fourth round of the 2014 June draft out of Walters State (Tenn.) Community College...the Tennessee native has spent his entire professional career in the Texas organization.

**2022:** Finished 3rd on club in appearances (55) despite enduring multiple Injured List stints, going 1-7 with 3 saves and 4.14 ERA (23 ER/50.0 IP)...was on COVID-19 Related Injured List (6/7-15), MLB Bereavement List (9/23-26), and 15-day Injured List with a left shoulder strain (9/27-end of season)...career-high 7 relief losses were T3rd-most in A.L. and most for TEX since Neal Cotts in 2014 (9)...went 0-5, 2.61 ERA (9 ER/31.0 IP) over 35 G/one GS before the All-Star break and 1-2, 6.63 ERA (14 ER/19.0 IP) across 20 G in the 2nd "half"...permitted back-to-back-to-back HR on 7/24 vs. OAK (career-high 3 HR allowed), this after one HR allowed over first 35 G/31.0 IP, as his 0.72 HR per 9.0 innings figure tied his career low (also 0.72 in 2021)...earned lone win on 8/13 vs. SEA, facing just one batter (Jesse Winker) and throwing 3 pitches...snapped losing streak (0-7) that was tied for the longest to open a season in Rangers history (4x, last Mike Henneman in 1996)...opponents batted .260/.322/.396/.718 (50-192), incl. .194 (12-62) vs. LHB and .292 (38-130) vs. RHB...struck out 40 of 212 (18.9%) batters faced, the 2nd-highest strikeout pct. of his career (22.1%-2019)...averaged just 3.54 pitches per batter faced, 2nd-fewest on club (3.37-King) and 5th-fewest among MLB pitchers (min. 50.0 IP)...had scoreless streak of 12 G/10.2 IP from 6/2-7/11...the 10.2 straight SHO IP matched his career best (also 10.2 SHO IP from 6/9-7/2/19)...went 3-for-6 in save tries, converting each of first 3, the 1st save opportunities of his career...was one of 10 Rangers pitchers to record a save in 2022...made his 3rd career start on 6/25 vs. WAS (1.0 SHO IP).

**2021:** Led the Rangers with a career-high 66 appearances over which he produced a 4-4 record and 3.18 ERA (22 ER/62.1 IP)...

the only A.L. left-handers to appear in more games were KC's Jake Brentz (72) and OAK's Jake Diekman (67)...finished the year ranked among A.L. relief leaders in pitches per batter faced (2nd, 3.48), pitches per inning (4th, 14.7), and BB/9 rate (14th, 2.02)...issued just 2 walks to last 117 batters faced to close the season (beg. 7/11)...went 71 straight BF between walks on 7/9 vs. OAK and 8/27 vs. HOU...4 wins were a career high...4 of Martin's 8 decisions came in extra innings, with 2 of 3 losses in extras on walk-off wild pitches (5/13 at HOU and 6/1 at COL, both in 11th)...1st in club history with 2 walk-off wild pitches in one season...limited LHB to a .255/.286/.309/.594 (24-94) slash line, but RHB hit .283/.327/.414/.742 (43-152)...opened season on the 10-day Injured List (3/29-4/8) with lower back tightness, an issue that delayed his first Spring Training appearance until 3/22...made one rehab app. at the Alternate Site in Round Rock on 4/7...**2020:** Was effective out of the bullpen in a season slowed by a pair of injured list stints...posted the 2nd-lowest ERA (1.84) on the Texas staff behind only Kyle Cody (1.59)...on injured list, 8/13-31, with left rotator cuff inflammation and 7/16-27, missing the start of the regular season...made season debut on 8/1 at SF (1.1 IP, 1 R-ER), which marked his 1st game action since the original Spring Training after he did not return in time to appear in Summer Camp intrasquads...posted a 1.93 ERA (1 ER/4.2 IP) while holding opponents 1-for-15 over 5 G during 1st stint on active roster, then had a 1.80 ERA (2 ER/10.0 IP) over 10 G in September following his return from the IL...**2019:** In his first Major League action, finished 2nd on the club in relief innings (60.2) behind José Leclerc (65.0)...59 relief strikeouts ranked as third-most by a Texas rookie left-hander, most since Kenny Rogers (63 in 1989)...had 2 stints with the Rangers: 4/19-5/20 and 6/4-end of season...ML debut on 4/19 vs. HOU (1.0 SHO IP)...1st ML win 6/14 at CIN...had career-high 4 strikeouts on 3 occasions (7/16 vs. ARI, 7/22 at SEA, 9/15 vs. OAK)...made 2 starts as an "opener" (7/23 at SEA and 9/1 vs. SEA)...spent the balance of the season at Nashville (AAA), posting no record with one save, a 0.71 ERA (1 ER/12.2 IP), and 1.105 WHIP figure across 10 relief outings...**2018:** Logged 89.0 innings for Double-A Frisco, his most since the 2015 campaign with Hickory (95.1)...did not spend any time on the disabled list, his 1st campaign without time spent on the DL since 2014...served a split role for Frisco, beginning season in the rotation before moving to the bullpen in early June...returned to the rotation for portions of the 2nd half...went 1-9 with a 8.61 ERA (59 ER/61.2 IP) in 15 starts and 1-1 with a 4.28 ERA (13 ER/27.1 IP) in 14 relief outings...**2017:** Made just 17 starts at Down East (A+) due to a nearly 2-month stay on the disabled list...was on the disabled list, 5/10-6/28, with a right abdomen strain...had one start for the Woodies in the Carolina League postseason (2.2 IP, 1 R-ER)...**2016:** Was limited to 17 starts due to injury, but made a late season return and led High Desert (A+) to a California League championship...combined to go 4-4 with a 4.41 ERA (34 ER/69.1 IP) over 17 starts with Hickory (A), the AZL Rangers (Rk.), and High Desert...was on the disabled list, 6/16-8/8, with a

left elbow strain...was 1-0 with a 2.19 ERA (3 ER/12.1 IP) and 24 strikeouts against 3 walks in a pair of postseason starts...tossed 7.0 no-hit innings with 15 strikeouts in High Desert's 1-0 victory in Game 2 of the championship series at Visalia...started 3 G for the Surprise Saguaros in the Arizona Fall League (1-1, 2.89)...**2015:** Was a South Atlantic League All-Star selection for Hickory...went 4-5, 3.52 (33 ER/84.1 IP) as a starter and 1-1, 3.27 (4 ER/11.0 IP) as a reliever while enduring a pair of disabled list stints...tossed 4.0 shutout innings in Hickory's 3-2 win over Asheville in Game 2 of the SAL Championship series...**2014:** Averaged 10.0 SO/9 in his 1st pro season with the AZL Rangers.

**PERSONAL/AMATEUR:** Brett Ryan Martin...married the former Haley Noe on 10/25/19...was drafted out of Walters State (Tenn.) CC., where he compiled a 9-2 record, 3.83 ERA (18 ER/42.1 IP), and 63 strikeouts against 31 walks in 16 appearances/9 starts...began college career at the University of Tennessee...after claiming Super Sophomore honors in 2011, was named IMAC All-Conference in both his junior (2012) and senior (2013) seasons at Morristown-Hamblen East (Tenn.) High School...was teammates with Brent Honeywell at Walters State...is an avid fisherman and fan of the Tennessee Volunteers...regularly donates to the Texas Rangers Baseball Foundation and participates in the club's Winter Caravan and Fan Fest events each offseason.

## CAREER RECORD

YEAR	CLUB	W-L	ERA	G	GS	CG	SHO	SV	IP	H	R	ER	HR	HB	BB-I	SO	WP	BK	AVG
2014	AZL Rangers—1	1-4	5.40	15	6	0	0	1	35.0	36	26	21	3	2	12-0	39	2	0	.261
2015	Hickory	5-6	3.49	20	18	0	0	0	95.1	92	45	37	6	2	26-0	72	6	1	.265
2016	Hickory	2-3	4.53	9	9	0	0	0	43.2	58	29	22	3	0	14-0	48	6	1	.317
	AZL Rangers	0-0	3.86	2	2	0	0	0	2.1	3	1	1	0	0	0-0	6	0	0	.273
	High Desert	2-1	4.24	6	6	0	0	0	23.1	24	13	11	3	0	7-0	16	0	0	.270
2017	Down East	4-8	4.70	16	16	0	0	0	84.1	94	52	44	7	0	35-0	90	3	0	.287
2018	Frisco	2-10	7.28	29	15	0	0	0	89.0	138	78	72	7	2	29-1	96	12	0	.357
2019	Nashville	0-0	0.71	10	0	0	0	1	12.2	10	1	1	0	0	4-0	19	0	0	.213
	Texas	2-3	4.76	51	2	0	0	0	62.1	72	38	33	7	2	18-2	62	3	0	.280
2020	Texas—2,3	1-1	1.84	15	0	0	0	0	14.2	8	5	3	2	0	9-0	8	1	0	.157
2021	Texas—4	4-4	3.18	66	0	0	0	0	62.1	67	31	22	5	0	14-4	42	4	0	.272
2022	Texas—5,6,7	1-7	4.14	55	1	0	0	3	50.0	50	27	23	4	0	18-3	40	7	0	.260
<b>MAJOR TOTALS</b>		8-15	3.85	187	3	0	0	3	189.1	197	101	81	18	2	59-9	152	15	0	.264
<b>MINOR TOTALS</b>		16-32	4.88	107	72	0	0	2	385.2	455	245	209	29	6	127-1	386	29	2	.297

\* Led league # Tied for league lead

- 1- Selected by Texas in the 4th round of the 2014 June draft...signed by Chris Kemp on June 10, 2014.
- 2- On injured list, July 16-27, 2020.
- 3- On injured list Aug. 16-31, 2020, with left rotator cuff inflammation.
- 4- On injured list March 29-April 9, 2021, with lower back tightness.
- 5- On COVID-19 related injured list, June 7-16, 2022.
- 6- On MLB Bereavement/Family Medical Emergency list, Sept. 23-27, 2022.
- 7- On injured list, Sept. 27, 2022-end of season, with a strained left shoulder.

## CAREER FIELDING

P	PCT	G	PO	A	E	TC	DP
Totals	.935	187	7	22	2	31	2

## CAREER HIGHS

**Innings:** 3.0, 2x, last June 4, 2019 vs. BAL  
**Strikeouts:** 4, 3x, last Sept. 15, 2019 vs. OAK  
**Walks:** 2, 11x, last Aug. 31, 2022 vs. HOU  
**Winning Streak:** 2, June 9-23, 2021  
**Losing Streak:** 7, April 9-July 30, 2022

FRONT OFFICE

COACHES

PLAYERS


2022 REVIEW

OPPONENTS

RECORDS

DEVELOPMENT

MEDIA



INF #9

# MARK MATHIAS

R BATS  
R THROWS  
6'0" HEIGHT  
200 WEIGHT  
28 OPENING DAY AGE

BORN Aug. 2, 1994 in Santa Clara, CA  
RESIDES Dallas, TX  
ACQUIRED In a trade with Milwaukee on Nov. 20, 2019  
CONTRACT STATUS Signed through 2023  
SERVICE TIME 1.153 OPTIONS USED 2/3

FRONT OFFICE

COACHES

PLAYERS

2022 REVIEW

OPPONENTS

RECORDS

DEVELOPMENT

MEDIA

**CAREER:** The 28-year-old Mathias was acquired by Texas from Milwaukee, along with prospect LHP Antoine Kelly, in exchange for RHP Matt Bush on Aug. 2, 2022...saw his first extended Major League action with the Rangers at the end of last season, batting .277/.365/.554/.919 with 5 HR and 16 RBI over 24 games...made his MLB debut over 16 games with the Brewers during the pandemic-shortened 2020 campaign...a versatile defender, Mathias has appeared at 6 different positions spanning his 46 appearances in the big leagues: 1B, 2B, 3B, LF, CF, RF...owns a lifetime .265/.360/.411/.771 slash line, 37 home runs, and 244 RBI over 512 games in the minor leagues...a native of Santa Clara, Calif., Mathias is entering his 9th professional season since being selected by Cleveland in the 3rd round of the 2015 MLB Draft out of California Polytechnic State University, San Luis Obispo.

**WITH TEXAS:** Acquired in an 8/2 trade with Milwaukee involving RHP Matt Bush, Mathias spent the season's final month-and-a-half with Texas, batting .277/.365/.554/.919 with 5 HR and 16 RBI over 24 G in his 1st extended MLB action...recalled on 8/16 and had a pinch double in his TEX debut on 8/17 vs. OAK...hit .370 (17-46) w/ 5 HR/16 RBI over his first 15 G/11 GS through 9/14...in final 9 G/5 GS beg. 9/16, went 1-for-19 w/ 10 SO...whiffed in 9 straight PA's from 9/17-25...1st career multi-HR game on 9/13 vs. OAK, hitting a game-tying 2-R HR in the 7th and his 1st career walk-off HR in the 9th...became the 5th player in Rangers history to hit game-tying and walk-off HRs in the same game, both in the 7th inning or later (credit Elias)...hit HR in 3 straight PA's spanning 9/13-14 vs. OAK, the 1st Ranger to do so since Rougned Odor (3 from 5/16-17/19) and 1st RHB Ranger to do it since Adrián Beltré on 8/22/12 vs. BAL (HR in 1st 3 PA's)...prior to the trade, batted .118 (2-16) with one HR and 4 RBI over 6 G with Milwaukee.

**MINORS 2022:** Combined to slash .322/.422/.518/.940 (64-199) with 9 home runs and 34 RBI over 58 games for Triple-A Nashville (MIL) and Round Rock (TEX)...would have 2nd ranked among Pacific Coast Leaders in both batting average and OPS if he qualified ...batted .318 (54-170) with 8 doubles, 8 HR, and 30 RBI in 50 G spanning 3 stints with the Sounds (Opening Day-5/23, 5/31-6/10, 6/24-8/1)...had hits in 6 of 8 G with Round Rock following trade on 8/2, batting .345 (10-29) with one HR and 4 RBI for the Express prior to recall to Texas on 8/16.

**2021:** Missed entire season with a torn labrum in his right shoulder...suffered the injury during Spring Training on a diving play on 3/9 vs. SF...was placed on the 60-day Injured List on 3/16...underwent surgery on 5/4 in Los Angeles, performed by

Dr. Neal ElAttrache...**2020:** Made his Major League debut over 3 stints with the Brewers (8/3-10, 8/20-9/7, 9/28-29), batting .278 (10-36) with 3 doubles and 4 RBI in 16 G...notched his first Major League hit on 8/5/20 at CWS in his first career plate appearance with a single off Dallas Keuchel...joined Geoff Jenkins (1998 off Orel Hershiser) as the only players in franchise history to get their first big league hit off a former Cy Young Award winner...spent the rest of the campaign at Milwaukee's Alternate Training Site...**2019:** Spent the entire season with Columbus (AAA) of the Cleveland organization, batting .269 (111-412) with career-high 12 HR and 59 RBI over 115 G...led club in hits, doubles (31), and games played...made starts at 2B (50), 3B (47), and SS (3)...appeared in 17 Cactus League 'A' games with CLE, batting .154 (4-26) with 2 HR and 3 RBI...acquired by MIL from CLE in exchange for C Andres Melendez on 11/20...**2018:** Returned to Akron (AA) and hit .232 (92-397) with 25 doubles, 8 HR, and 45 RBI...made 102 of 103 starts at 2B, but also made one start at 1B...**2017:** Missed most of the season with left shoulder issues stemming from diving for a ground ball while playing second base in a Spring Training game (dislocated shoulder)...on minor league injured list from 4/6-31 and 7/4-end of season...appeared in 35 G with Akron, batting .212 (22-104) with one HR and 13 RBI...**2016:** Combined to bat .267/.351/.396/.747 (118-442) with 40 2B, 5 HR, and 61 RBI over 120 G with Lynchburg (A+) and Akron...was selected to the Carolina League postseason All-Star team, as he ranked among the league leaders in 2B (3rd, 39), OBP (4th, .359), R (9th, 70), BA (10th, .274) and OPS (10th, .764)...**2015:** Made his professional debut with Short-A Mahoning Valley following his selection in the 2015 MLB Draft...ranked among the New York-Penn League leaders in 2B (T3rd, 19), BB (4th, 35), XBH (6th, 24), R (T8th, 38), H (T8th, 69), TB (9th, 100), OBP (10th, .382) and OPS (10th, .790).

**PERSONAL/AMATEUR:** Mark Andrew Mathias (muh-THIGH-us)...has a son, Jaxon (b. 7/30/22)...participated in Texas Rangers Toy Drive, Winter Caravan, and Fan Fest events this offseason...attended Cal Poly San Luis Obispo, where he batted .356/.426/.447/.873 (161-452) with 3 HR and 71 RBI over 3 seasons (2013-15)...was named 2014 Big West Conference Field Player of the Year as a sophomore...selected by Cleveland in the 3rd round of the 2015 MLB Draft...graduated from Irvington (Calif.) High School, where he played freshman football in addition to baseball...was a two-way player in baseball throughout his prep career...in his junior year, combined for a 4-4 record, 2.17 ERA, and 39 strikeouts as a pitcher while posting a .407 average, one HR, and 10 RBI as a shortstop...favorite athlete growing up was Derek Jeter...enjoys golf, fishing, music, yoga, Pilates and spending time with his family.

## CAREER RECORD

FRONT OFFICE

YEAR	CLUB	AVG	G	AB	R	H	TB	2B	3B	HR	RBI	SH	SF	BB-I	SO	SB	CS	HP	GIDP	OBP	SLG
2015	Mahoning Valley—1	.282	67	245	38	69	100	19	3	2	32	1	5	35-0	36	5	4	8	5	.382	.408
2016	Lynchburg	.274	115	427	70	117	173	39	1	5	60	2	3	48-0	87	9	1	10	8	.359	.405
	Akron	.067	5	15	1	1	2	1	0	0	1	0	0	1-0	6	0	0	0	0	.125	.133
2017	Akron	.212	35	104	17	22	32	5	1	1	13	0	2	13-0	34	4	0	6	3	.328	.308
2018	Akron	.232	117	397	65	92	147	25	3	8	45	3	8	59-2	94	11	2	9	5	.338	.370
2019	Columbus—2	.269	115	412	62	111	182	31	2	12	59	2	6	51-0	91	13	2	7	8	.355	.442
2020	Milwaukee	.277	16	36	2	10	13	3	0	0	4	0	0	0-0	7	1	0	0	0	.278	.361
2021	—3						DID NOT PLAY														
2022	Nashville	.318	50	170	20	54	88	8	1	8	30	0	1	27-1	48	8	3	4	5	.421	.518
	Milwaukee—4	.125	6	16	2	2	5	0	0	1	4	0	1	0-0	4	1	0	0	0	.118	.313
	Round Rock	.345	8	29	7	10	15	2	0	1	4	0	1	4-0	9	5	0	1	2	.429	.517
	Texas	.277	24	65	11	18	36	3	0	5	16	0	0	9-0	26	2	0	0	0	.365	.554
<b>MAJOR TOTALS</b>		.256	46	117	15	30	54	6	0	6	24	0	1	9-0	37	4	0	0	0	.307	.442
<b>MINOR TOTALS</b>		.265	512	1799	280	476	739	130	11	37	244	8	26	238-3	405	55	12	45	36	.360	.411

COACHES

\* Led league # Tied for league lead

- 1- Selected by Cleveland in the 3rd round of the 2015 June draft...signed by Carlos Muniz (Cleveland).
- 2- Acquired by Milwaukee from Cleveland, in exchange for C Andres Melendez on Nov. 20, 2019.
- 3- On injured list, March 16, 2021-end of season, with torn right labrum.
- 4- Acquired by Texas from Milwaukee, along with LHP Antoine Kelly, in exchange for RHP Matt Bush on Aug. 2, 2022.

PLAYERS

## CAREER FIELDING

OF	PCT	G	PO	A	E	TC	DP
2020	1.000	11	17	0	0	17	0
2022	1.000	4	3	0	0	3	0
<b>Totals</b>	<b>1.000</b>	<b>15</b>	<b>20</b>	<b>0</b>	<b>0</b>	<b>20</b>	<b>0</b>

2B	PCT	G	PO	A	E	TC	DP
2020	-	1	0	0	0	0	0
2022	1.000	6	10	10	0	20	1
<b>Totals</b>	<b>1.000</b>	<b>7</b>	<b>10</b>	<b>10</b>	<b>0</b>	<b>20</b>	<b>1</b>

1B	PCT	G	PO	A	E	TC	DP
2020	1.000	1	2	1	0	3	1
2022	1.000	3	20	0	0	20	3
<b>Totals</b>	<b>1.000</b>	<b>4</b>	<b>22</b>	<b>1</b>	<b>0</b>	<b>23</b>	<b>4</b>

3B	PCT	G	PO	A	E	TC	DP
2022	1.000	2	1	3	0	4	0

2022 REVIEW

OPPONENTS

RECORDS

DEVELOPMENT

MEDIA

## CAREER HIGHS


- Hits:** 3, 2x, last Sept. 13, 2022 vs. OAK
- Runs:** 3, Sept. 13, 2022 vs. OAK
- Doubles:** 2, Aug. 22, 2020 at PIT
- Home Runs:** 2, Sept. 13, 2022 vs. OAK
- RBI:** 4, Sept. 13, 2022 vs. OAK
- Walks:** 2, 2x, last Sept. 12, 2022 at MIA
- Hitting Streak:** 4, 2x, last Aug. 20-27, 2022

## GAME-ENDING HRS (1)

Sept. 13, 2022 vs. OAK (Payamps)

## MULTI-HR GAMES (1)

Sept. 13, 2022 vs. OAK



**INF/OF #41**

# JOE MCCARTHY

**L**  
BATS

**L**  
THROWS

**6'3"**  
HEIGHT

**220**  
WEIGHT

**29**  
OPENING DAY AGE

**BORN** Feb. 23, 1994 in Scranton, PA

**RESIDES** Scranton, PA

**ACQUIRED** Signed as a minor league free agent on Dec. 24, 2022

**CONTRACT STATUS** Signed through 2023

**SERVICE TIME** 0.019 **OPTIONS USED** 2/3

**NON-ROSTER INVITEE**

**CAREER:** The 29-year-old McCarthy returns for a second straight spring with Texas after signing to a minor league contract with the club on 12/24/22...the outfielder/first baseman spent last season with the Orix Buffaloes in Japan, playing primarily in the Pacific League of Nippon Professional Baseball...he turned in an impressive showing as a NRI to the Rangers' Major League Spring Training camp in 2022, batting .571 with 3 home runs and 8 RBI over 10 Cactus League 'A' game appearances, but failed to make the team...saw his only MLB action with the Giants in 2020, when he was a member of the team's Opening Day roster...originally selected by Tampa Bay in the fifth round of the 2015 MLB Draft, McCarthy owns a career .269/.377/.428/.805 slash line with 45 home runs and 246 RBI over six minor league seasons in the Rays (2015-19) and Giants (2019-21) organizations...the Scranton, Pa., native was teammates with Rangers pitcher Josh Sborz on the University of Virginia's 2015 College World Series championship club...his younger brother, Jake, made his big league debut with the Diamondbacks in 2021.

**ORIX:** Spent the 2022 campaign with the Orix Buffaloes of Nippon Professional Baseball in Japan, batting .225 (40-178) with 4 home runs and 19 RBI over 59 games...saw majority of his playing time against right-handed pitching despite posting reverse splits (.280 BA vs. LHP, .216 BA vs. RHP)...made starts at first base (29) and in left field (7)...also had stint with Orix's Western League minor league affiliate, slashing .294/.351/.706/1.057 (10-34) with 4 HR and 11 RBI over 13 games...agreed to contract with Orix on 4/15 and was officially released by Texas on 4/20.

**SPRING 2022:** Was a member of the Rangers' Major League Spring Training camp as a non-roster invite, batting .571/.684/1.357/2.041 (8-14) with 2 doubles, 3 home runs, and 8 RBI over 10 Cactus League 'A' game appearances...worked 4 walks against just 2 strikeouts...tied for the Texas spring lead in HR, RBI, and extra-base hits (5), and his 19 total bases were 3rd-most among Rangers to only Brad Miller (22) and Andy Ibañez (20)...hit 3 HR over a span of 4 G from 3/28-4/3...posted spring highs in hits (3) and RBI (4) as part of Texas' record-setting 25-12 win on 3/21 at CLE...signed by the Rangers to a minor league contract with an invite to Major League Spring Training on 2/2.

**2021:** Slashed .306/.384/.542/.926 (84-276) with 15 HR, 18 2B, and 55 RBI in 74 G while spending entire season with Sacramento before season-ending IL stint...had career highs in BA, SLG, and OPS, while recording 32 BB against 61 SO...his .926 OPS ranked 8th in Triple-A West (min. 300 PA's)...produced an 18-game hit streak from 5/24-6/17, tying all-time record for Giants era in Sacramento...selected Triple-A West

Player of the Week for week ending 6/6...placed on IL for duration of season on 8/17 with left shin contusion...last game was 8/16 at Salt Lake...at time of injury, was T10th in the league in RBI and just out of the top 10 in several other categories...hit .283 (17-60) vs. LHP, easily his best showing since pro debut in 2015 (.312 BA vs. LHP)...**2020:** Made Giants' Opening Day roster after being sent down in March, but went 0-for-10 with 5 SO in 4 G/3 GS before being optioned to Alternate Training Site for duration of abbreviated season on 7/30...was designated for assignment on 8/20, assigned outright to minors on 8/27...made ML debut as SF's Opening Day rightfielder on 7/23 at LAD, going 0-for-4 at an empty Dodger Stadium...**2019:** After a lingering back injury delayed his season debut, struggled to a .183/.301/.328/.629 slash line with 7 HR and 27 RBI for 3 affiliates in the TB and SF systems...acquired by SF on 7/31/19 from Tampa Bay in exchange for LHP Jacob Lopez...did not make season debut until 6/3, playing 2 G with High-A Charlotte before joining Durham (AAA)...had just one HR in 24 G for Sacramento after trade, but batted .290 (9-31) with a HR, 7 RBI, and 8 R in postseason during River Cats' Triple-A championship run...**2018:** Limited to 47 games with Durham due to a back injury...was placed on the IL on 5/25 and missed nearly 3 months...slashed .244/.357/.461/.818 with 8 HR and 27 RBI in 53 G for 3 Rays affiliates...hit .294 (10-34) with 3 2B, 1 3B, 2 HR and 6 RBI in 9 G in the International League postseason, helping the Bulls win a 2nd consecutive Governors' Cup...hit a 1st-inning solo homer and 4th-inning bases-clearing double in the Governors' Cup-clinching win over his hometown Scranton/Wilkes-Barre (Yankees) club...hit .239 (11-46) with one HR and 8 RBI in 13 G for Peoria Javelinas in the Arizona Fall League before right hand fracture ended his stint...ranked by *Baseball America* as the No. 25 prospect in the Rays system following the season...**2017:** Led the Southern League with 90 BB and was T1st with 8 3B...also ranked among league leaders in avg. (10th, .284), runs (5th, 76), doubles (T3rd, 31) and OBP (2nd, .409)...named to the SL postseason All-Star Team...named SL Player of the Week for 6/19-25 and 7/17-23...hit 2 HR in 5-game series loss to Chattanooga (Twins) in the SL semifinals...named to the Rays Organizational All-Star Team by MLB.com...ranked by *Baseball America* as no. 17 prospect in the Rays system following the season...also tabbed by *BA* as having the Best Strike-Zone Discipline in the organization...ranked as the Best Defensive First Baseman in the SL in its Best Tools survey...**2016:** Split the season between Class-A Bowling Green and Charlotte, batting .285/.398/.430/.828 with 21 2B, 8 HR, 60 RBI...had 60 G/58 GS at 1st base, his first professional action there...named to Rays Organizational All-Star Team by MLB.com...ranked by *Baseball America* as no. 20 prospect in the Rays system following the season...**2015:** Named to the New York-Penn League midseason All-Star Team in his first professional season...ranked 7th in the NYPL with 18 SB.

FRONT OFFICE

COACHES

PLAYERS

2022 REVIEW

OPPONENTS

RECORDS

DEVELOPMENT

MEDIA

# MCCARTHY CONTINUED

FRONT OFFICE

**AMATEUR:** Originally selected by Tampa Bay in 5th round of 2015 MLB Draft out of the University of Virginia, where he was teammates with TEX reliever Josh Sborz...helped the Cavaliers win the first College World Series in program history in 2015, but missed the first 11 weeks of that season following a preseason back injury...named first team All-ACC as a sophomore, helping Virginia advance to the College World Series Finals...graduated from Scranton High School in Scranton, PA...after his senior year, *The Scranton Times-Tribune* named him their Male High School Athlete of the Year.

**PERSONAL:** Joseph Edward McCarthy IV...began assisting with offseason baseball camps at minor league stadium in his hometown of Scranton/Wilkes-Barre following the 2015 season...is a ping pong enthusiast...in 2015, he spent four days at the Rays Dominican academy getting a firsthand look at the organization's Latin American operations...his brother, Jake is an outfielder with Arizona, appearing in 123 games with the Diamondbacks in 2021-22...his father, Joe Sr., played college baseball for the University of South Carolina.

COACHES

## CAREER RECORD

YEAR	CLUB	AVG	G	AB	R	H	TB	2B	3B	HR	RBI	SH	SF	BB-I	SO	SB	CS	HP	GDP	OBP	SLG
2015	Hudson Valley—1	.277	49	184	24	51	62	7	2	0	21	3	1	18-0	23	18	3	7	1	.362	.337
2016	Bowling Green	.288	43	153	31	44	65	12	0	3	29	0	2	33-2	30	11	2	5	2	.425	.425
	Charlotte	.283	61	198	20	56	86	9	3	5	31	0	6	28-0	38	8	3	5	2	.376	.434
2017	Montgomery	.284	127	454	76	129	197	31	#8	7	56	0	2	*90-2	94	20	5	7	6	.409	.434
2018	Durham	.269	47	160	31	43	82	13	1	8	25	0	2	25-0	43	3	1	4	2	.377	.513
	GCL Rays	.100	3	10	0	1	1	0	0	0	1	0	1	1-0	5	0	0	0	0	.167	.100
2019	Charlotte	.000	3	10	0	0	0	0	0	0	1	0	0	3-0	4	1	0	0	0	.231	.000
	Charlotte	.125	2	8	0	1	1	0	0	0	0	0	0	0-0	4	0	0	0	0	.125	.125
2020	Durham	.196	41	148	24	29	57	6	2	6	23	0	2	29-0	54	1	0	3	0	.335	.385
	Sacramento—2	.165	24	79	10	13	19	3	0	1	4	0	1	8-0	30	0	0	1	0	.247	.241
2020	<b>San Francisco</b>	<b>.000</b>	<b>4</b>	<b>10</b>	<b>0</b>	<b>0</b>	<b>0</b>	<b>0</b>	<b>0</b>	<b>0</b>	<b>0</b>	<b>0</b>	<b>0</b>	<b>0-0</b>	<b>5</b>	<b>0</b>	<b>0</b>	<b>0</b>	<b>0</b>	<b>.000</b>	<b>.000</b>
2021	Sacramento—3	.306	74	275	48	84	149	18	1	15	55	0	3	32-1	61	4	1	5	2	.384	.542
2022	Orix—4,5	.225	59	178	17	40	61	7	1	4	19	0	1	28-0	58	0	0	7	3	.344	.343
<b>MAJOR TOTALS</b>		<b>.000</b>	<b>4</b>	<b>10</b>	<b>0</b>	<b>0</b>	<b>0</b>	<b>0</b>	<b>0</b>	<b>0</b>	<b>0</b>	<b>0</b>	<b>0</b>	<b>0-0</b>	<b>5</b>	<b>0</b>	<b>0</b>	<b>0</b>	<b>0</b>	<b>.000</b>	<b>.000</b>
<b>MINOR TOTALS</b>		<b>.269</b>	<b>474</b>	<b>1679</b>	<b>264</b>	<b>451</b>	<b>719</b>	<b>99</b>	<b>17</b>	<b>45</b>	<b>246</b>	<b>3</b>	<b>20</b>	<b>267-5</b>	<b>386</b>	<b>66</b>	<b>15</b>	<b>37</b>	<b>15</b>	<b>.377</b>	<b>.428</b>
<b>JAPAN TOTALS</b>		<b>.225</b>	<b>59</b>	<b>178</b>	<b>17</b>	<b>40</b>	<b>61</b>	<b>7</b>	<b>1</b>	<b>4</b>	<b>19</b>	<b>0</b>	<b>1</b>	<b>28-0</b>	<b>58</b>	<b>0</b>	<b>0</b>	<b>7</b>	<b>3</b>	<b>.344</b>	<b>.343</b>

\* Led league # Tied for league lead

PLAYERS

- 1- Selected by Tampa Bay in 5th round of 2015 June draft...signed by Lou Wieben (TB).
- 2- Acquired by San Francisco from Tampa Bay in exchange for LHP Jacob Lopez on July 31, 2019.
- 3- Signed by Texas as a minor league free agent on Feb. 7, 2022.
- 4- Signed by Orix Buffaloes of NPB on April 15, 2022.
- 5- Signed by Texas to a minor league contract on Dec. 24, 2022.

2022 REVIEW

OPPONENTS

## CAREER FIELDING

OF	PCT	G	PO	A	E	TC	DP
2020	1.000	4	3	0	0	3	0

RECORDS

## OFFENSIVE STATISTICS AT GLOBE LIFE FIELD IN 2022

### ROOF OPEN (16 G)

Date	BA	OBP	SLG	OPS	AB/HR	R/G
TEX	.241	.302	.407	.709	27.95	4.44
OPP	.261	.341	.461	.801	21.54	5.25
<b>TOTAL</b>	<b>.251</b>	<b>.322</b>	<b>.434</b>	<b>.757</b>	<b>24.24</b>	<b>9.68</b>


### ROOF CLOSED (65 G)

Date	BA	OBP	SLG	OPS	AB/HR	R/G
TEX	.241	.307	.402	.709	26.16	4.17
OPP	.240	.319	.394	.713	31.65	4.80
<b>TOTAL</b>	<b>.241</b>	<b>.313</b>	<b>.398</b>	<b>.711</b>	<b>28.71</b>	<b>8.97</b>

DEVELOPMENT

MEDIA





OF #13

# BRAD MILLER

L BATS R THROWS  
6'2" HEIGHT 195 WEIGHT  
33 OPENING DAY AGE

BORN Oct. 18, 1989 in Orlando, FL  
RESIDES Tampa, FL  
ACQUIRED Signed as a free agent on March 17, 2022  
CONTRACT STATUS Signed through 2023  
SERVICE TIME 9.004 OPTIONS USED 3/3

FRONT OFFICE

COACHES

PLAYERS

2022 REVIEW

OPPONENTS

RECORDS

DEVELOPMENT

MEDIA

**CAREER:** The 33-year-old veteran enters his second season with Texas seeking return to full health after injury-plagued 2022 campaign...had a productive start to last season, including a HR to lead off Opening Day, but 16 games in the second 'half' and ended year on the Injured List...formally signed a 2-year deal with Texas on 3/17/22...over the last four seasons (2019-22), the left-handed batter has hit .241 with a .789 OPS against right-handed pitching...has produced 2 of the 3 highest slugging pct. figures of his career in two of the last three full MLB seasons (career-high .565 in 2019, .453 in 2021)...the versatile Miller has made Major League starts at every position except catcher and pitcher in his career...over a 10-year MLB career, Miller has batted .237 with a .731 OPS mark for Seattle (2013-15), Tampa Bay (2016-18), Milwaukee (2018), Cleveland (2019), Philadelphia (2019, 2021), St. Louis (2020), and Texas (2022)...the Orlando native and Clemson University product was originally selected by Seattle in the second round of the 2011 MLB Draft...the Rangers drafted Miller in the 39th round of the 2008 Draft, but he elected to attend Clemson.

**2022:** Miller had a productive start to the campaign before injuries derailed his season...batted .212/.270/.320/.590 with 7 HR and 32 RBI in 81 G...still finished 8th on team in games and HR...hit .339 (20-59) with RISP for the year, highest BA among any Ranger with 20+ AB...had 58 starts in LF (24), DH (22), and 3B (12)...finished with 2nd-most starts at DH on club (35-Garver) and only Ranger with more starts in LF was Bubba Thompson (32)...nearly all of his action last season came vs. RHP (.217, 44-203, 6 HR), as he had just 20 PA's vs. LHP (.158, 3-19, 1 HR).

**OUCH:** On IL from 5/30-6/9 (right hip impingement), 7/18-8/4 (neck strain), and 9/9-end of season (right hip strain)...also battled other ailments throughout the year...last start in field was on 7/13 vs. OAK (LF)...final 13 starts were as DH...following his initial IL stint, played in 40 more games the rest of the way from 6/10-8/31, batting .194 (21-108) with 2 XBH (both doubles) and 37 SO...did not start more than 4 consecutive games all year due to his platoon status and injuries.

**IN A PINCH:** Hit .263/.300/.684/.984 (5-19) with 2 HR, 2 2B, and 6 RBI in 20 G as a pinch-hitter...his 2 pinch HR tied for the A.L. lead with SEA's Cal Raleigh...only Rangers w/ multiple pinch HR in a season since start of 2006: Miller (2 in 2022) and Danny Santana (2 in 2019).

**HOME RUNS/RBI:** Hit leadoff HR on 4th pitch of season 4/8 at TOR, 3rd Opening Day leadoff HR in TEX history (also Oddibe McDowell, 4/6/87 at BAL; Ian Kinsler, 4/11/11 vs. BOS)...is one of 10 Rangers to hit HR in 1st AB with club, the 1st of 3 instances in 2022 (also Mitch Garver and Josh Jung)...had 3 GW RBI, T3rd-most among Rangers...his 21 road RBI (in 44 road games) ranked 6th on team for the year...hit 2-out, 2-R double in 10th

inn. 5/4 at PHI to break scoreless tie in Rangers' 2-1 win against his former team...hit tie-breaking 2-R HR in 7th inn. of same road trip 5/8 at NYY-G2 in 4-2 win...go-ahead HR in 7th inn. on 5/18 vs. LAA was career hit no. 700...final HR was 5/29 at OAK.

**2021:** Hit .227/.321/.453/.774 with 20 HR and 49 RBI over 140 G for Phillies club that was not eliminated until season's final week...the 20 HR were 2nd-most in his career (30 in 2016)...ranked among PHI team leaders in G (3rd) and HR (4th)...hit .277 (18-65) with .815 OPS as a reserve, including .275 (14-51) with 2 HR as PH...his 14 pinch hits were T4th-most in MLB...career-high 3-HR game on 7/8 at CHC, one of 3 multi-HR games (2 HR on 8/7 vs. NYM, 9/6 at MIL)...walk-off double on 7/2 vs. SD and hit walk-off grand slam on 7/29 vs. WAS-G2, 1st career walk-off HR and 2nd career slam...played primarily 1st base for PHI, but from 5/24-29 became 1st Phillie in modern era (since 1900) to start 5 straight team games at 5 different positions (RF, LF, 3B, 2B, 1B)...**2020:** In lone season with STL, hit 7 HR with 25 RBI over 48 G in the abbreviated season...on IL with right ankle bursitis to open season, activated on 8/4...hit all 7 HR as DH, the 1st-ever year of the DH in the N.L...on 9/1 at CIN, became one of just 2 ML players to have a game of 4 H, 3 XBH, and 7 RBI in '20 (also Min's Nelson Cruz, 7/26 at CWS)...**2019:** Combined for career highs in SLG (.565) and OPS (.894) in 79 G with CLE and PHI...was Opening Day 2nd baseman for CLE on 3/28 at MIN, but played in 13 G before he was designated for assignment on 4/15...signed with NYY organization on 4/22...played 41 G at Scranton/Wilkes-Barre (AAA) before he was traded to PHI for cash considerations on 6/13, contract selected on 6/14...1st career pinch-hit HR on 6/25 vs. NYM (Wilmer Font)...on 10-day IL, 7/24-8/3 with a right hip flexor strain...2 HR off Max Scherzer on 9/24 at WAS-G2, part of MLB-high 7 HR from 9/21-end of season...**2018:** Began year with TB, traded to MIL on 6/10...career-best 9-G hit streak from 6/26-7/4...**2017:** In last full season with TB, had career-high 63 BB, as his 6.46 PA/BB rated 4th-highest in A.L. (min. 300 PA)...made 4th straight Opening Day roster...was on 10-day IL twice: 5/16-31 (left abdominal strain) and 6/7-7/6 (right groin strain)...underwent core muscle surgery, performed by Dr. William Meyers in Philadelphia, following the season...**2016:** Hit a career-high 30 HR in his first season with TB, this after 29 total HR in 343 G over 3 seasons with SEA from 2013-15...1st-ever left-handed hitting primary shortstop in MLB history to hit 30 HR (min. half games at SS)...previous record was 24 HR by DET's Dick McAuliffe in 1964...set TB's HR record for a SS, hitting 19 of 30 HR while playing the position...hit 22 HR at Tropicana Field, T2nd-most in A.L. for home HR...his 34 XBH after the AS break were T6th in A.L...**2015:** Was SEA's Opening Day SS for a 2nd straight year...one of only 4 players in MLB to start games at SS, 2B, 3B, and all 3 OF positions...A.L. Player of Week, 5/11-17, his 2nd career weekly honor...career-high 13 SB...made his professional outfield debut (LF) on 5/14 vs. BOS...played all 3 OF positions on 10/3 vs OAK;

FRONT OFFICE

COACHES

PLAYERS

2022 REVIEW

OPONENTS

RECORDS

DEVELOPMENT

MEDIA

the only other major leaguer who did so during the season was STL's Randal Grichuk...**2014:** Was SEA's Opening Day SS...hit 10 HR, all as SS, 2nd-most among A.L. SS (15-CWS' Alexei Ramirez)...had a .930 OPS over final 32 G, 8th-best in A.L. from 8/11-end of season...**2013:** Made his ML debut with SEA on 6/28 vs. CHC...despite not joining SEA until 6/28 in their 80th game, led A.L. rookies with 6 triples...after the All-Star break, his 8 HR tied for the A.L. rookie lead, and ranked 2nd among A.L. rookies in 2nd half with 18 XBH...named A.L. Player of the Week for 7/15-21, the first SEA rookie to win the award since Ken Griffey Jr. in 1989...had 3 multi-HR games, 1st ML rookie with 3+ multi-HR games since 2007 (5-ARI's Chris Young, 3-MIL's Ryan Braun)...hit safely in his last 22 G at Tacoma (AAA) before his promotion to SEA...**2012:** Combined to bat .334/.410/.512/.922 with 40 2B, 15 HR, and 68 RBI over 137 G for High Desert (A) and Jackson (AA)...the .334 BA ranked 3rd among SEA minor leaguers...following the season, was ranked as no. 9 prospect in SEA's organization by *Baseball America*, which also rated him as having the best strike-zone judgment in the organization and in the California League...**2011:** Made his professional debut with Clinton (A), hitting .395 with 1.057 OPS.

**AMATEUR:** Attended Clemson University from 2009-11 and finished his career with a .339 BA, 16 HR and 135 RBI...in 2011, led the ACC with a .395 BA and was the ACC Player of the Year and first team All-American...hit .357 with 8 HR and 49 RBI in 2010 for the Tigers, who were ranked No. 4 in the nation and advanced to the College World Series...was a two-time member of the U.S. National Team (2009, 2010)...graduated from Orlando's Olympia HS...previously selected by the Rangers in the 39th round in 2008 June Draft (did not sign)...played AAU ball for former MLB outfielder Chet Lemon...signed by SEA scout Garrett Ball.

**PERSONAL:** Bradley Austin Miller...married the former Rossi Hillman on 2/4/22...supports Clemson, his former school, and is a college football fan...grew up a few blocks from Ken Griffey Jr.'s house in Windermere, Fla...his father, Steve, played baseball at the University of Northern Iowa, where he earned a degree in finance and has gone on to a successful business career...his older sister, Megan, was a softball standout in high school.

## CAREER RECORD

YEAR	CLUB	AVG	G	AB	R	H	TB	2B	3B	HR	RBI	SH	SF	BB-1	SO	SB	CS	HP	GDP	OBP	SLG	
2011	Clinton—1,2	.415	14	53	9	22	28	4	1	0	7	0	1	4-0	9	1	0	1	1	.458	.528	
2012	High Desert	.339	97	410	89	139	215	33	5	11	56	4	5	52-2	79	19	6	2	5	.412	.524	
	Jackson	.320	40	147	21	47	70	7	2	4	12	0	1	22-0	26	4	1	0	4	.406	.476	
2013	Jackson	.294	42	153	27	45	72	7	1	6	25	1	0	20-2	30	4	3	1	1	.379	.471	
	Tacoma	.356	26	104	26	37	62	5	1	6	28	0	3	15-0	18	2	1	0	0	.426	.596	
2013	Seattle	.265	76	306	41	81	128	11	6	8	36	2	2	24-0	52	5	3	1	2	.318	.418	
2014	Seattle	.221	123	367	47	81	134	15	4	10	36	3	3	34-2	95	4	2	2	2	.288	.365	
2015	Seattle	.258	144	438	44	113	176	22	4	11	46	4	6	47-0	101	13	4	2	7	.329	.402	
2016	Tampa Bay—3	.243	152	548	73	133	264	29	6	30	81	0	3	47-0	149	6	4	3	5	.304	.482	
2017	Tampa Bay—4,5	.201	110	338	43	68	114	13	3	9	40	0	4	63-4	110	5	3	2	5	.327	.337	
	Charlotte	.273	4	11	1	3	6	3	0	0	0	0	0	2-0	2	0	0	0	0	.385	.545	
	Durham	.429	2	7	1	3	6	0	0	1	1	0	0	1-0	2	0	0	0	0	.500	.857	
2018	Tampa Bay—6	.256	48	156	16	40	67	10	1	5	21	0	2	16-0	51	0	0	0	2	.322	.429	
	Charlotte	.333	2	6	2	2	2	0	0	0	0	0	0	1-0	1	0	0	0	0	.429	.333	
	Colorado Springs	.185	8	27	4	5	8	0	0	1	2	0	1	3-0	9	1	0	0	1	.258	.296	
	Milwaukee—7	.230	27	74	5	17	28	3	1	2	8	0	0	6-1	31	0	0	0	2	.288	.378	
2019	Cleveland—8,9	.250	13	36	4	9	15	3	0	1	4	0	0	4-0	10	1	0	0	0	.325	.417	
	Scranton/Wilkes-Barre—10,29,4	.10	294	41	136	31	40	81	9	1	10	29	0	2	24-1	40	1	3	1	2	.399	.596
	Philadelphia—11,12	.263	66	118	22	31	72	3	1	12	21	0	0	11-0	35	1	0	1	2	.331	.610	
2020	St. Louis—13,14	.232	48	142	21	33	64	8	1	7	25	0	1	25-1	46	1	0	3	2	.357	.451	
2021	Philadelphia—15,16	.227	140	331	53	75	150	9	3	20	49	0	0	45-2	112	3	0	1	7	.321	.453	
2022	Texas—17,18,19	.212	81	222	20	47	71	3	0	7	32	0	1	18-0	70	4	2	0	3	.270	.320	
	Round Rock	.000	2	8	1	0	0	0	0	0	0	0	0	1-0	5	0	0	0	0	0	1.111	.000
	Frisco	.182	3	11	3	2	6	1	0	1	3	0	0	2-0	3	0	0	0	0	.308	.546	
<b>MAJOR TOTALS</b>		.237	1028	3076	389	728	1283	129	30	122	399	9	22	340-10	862	43	18	15	39	.314	.417	
<b>MINOR TOTALS</b>		.322	281	1073	215	345	556	69	11	40	163	5	13	147-5	224	32	14	5	14	.402	.518	

\* Led league # Tied for league lead

- Selected by Texas in the 39th round of the 2008 June draft...did not sign.
- Selected by Seattle in the 2nd round of the 2011 June draft...signed by Garrett Ball (SEA).
- Acquired by Tampa Bay from Seattle, along with RHP Danny Farquhar and INF Logan Morrison, in exchange for RHP Nathan Karns, OF Boog Powell, LHP C.J. Riefenhauser on Nov. 5, 2015.
- On injured list, May 16-31, 2017, with left abdominal strain...included rehab assignment with Charlotte, May 31.
- On injured list, June 7-July 6, 2017, with right groin strain...included rehab assignments with Charlotte, June 30-July 2, and Durham, July 3-6.
- On injured list, April 9-19, 2018, with left groin strain...included rehab assignment with Charlotte, April 17-19.
- Acquired by Milwaukee from Tampa Bay, along with cash considerations, in exchange for INF Ji-Man Choi on June 10, 2018.
- Signed by Los Angeles-NL as a free agent on Feb. 27, 2019.
- Signed by Cleveland as a free agent on March 24, 2019.
- Signed by New York-AL as a minor league free agent on April 22, 2019.
- Acquired by Philadelphia from New York-AL in exchange for cash considerations on June 13, 2019.
- On injured list, July 24-Aug. 3, 2019, with right hip flexor strain.
- Signed by St. Louis as a free agent on Feb. 12, 2020.
- On injured list, July 20-August 3, 2020, with right ankle bursitis.
- Signed by Philadelphia as a free agent on Feb. 17, 2021.
- Signed by Texas as a free agent on March 17, 2022.
- On injured list, May 30-June 10, 2022, with right hip impingement.
- On injured list, July 21-Aug. 5, 2022, with a neck strain...included rehab assignments with Round Rock, July 30-31 and Frisco, Aug. 2-4
- On injured list, Sept. 9, 2022-end of season, with a strained right hip.

## POSTSEASON RECORD

SERIES	CLUB	AVG	G	AB	R	H	TB	2B	3B	HR	RBI	SH	SF	BB-I	SO	SB	CS	HP	GDP	OBP	SLG
2020 NLWC	STL vs. SD	.000	1	1	0	0	0	0	0	0	0	0	0	0-0	0	0	0	0	0	.000	.000

## CAREER FIELDING

SS	PCT	G	PO	A	E	TC	DP
2013	.972	68	87	155	7	249	30
2014	.958	107	145	267	18	430	48
2015	.964	89	109	269	14	392	56
2016	.961	105	132	215	14	361	45
2018	.769	6	6	4	3	13	1
2019	1.000	1	0	1	0	1	0
2020	1.000	2	1	2	0	3	1
<b>Totals</b>	<b>.961</b>	<b>378</b>	<b>480</b>	<b>913</b>	<b>56</b>	<b>1449</b>	<b>181</b>

2B	PCT	G	PO	A	E	TC	DP
2013	.979	13	22	25	1	48	5
2014	.952	13	5	15	1	21	3
2015	.972	11	13	22	1	36	5
2017	.969	98	133	213	11	357	58
2018	1.000	6	5	7	0	12	0
2018	.983	15	26	31	1	58	9
2019	.935	13	7	22	2	31	2
2020	1.000	1	0	2	0	2	0
2021	1.000	13	14	19	0	33	7
<b>Totals</b>	<b>.972</b>	<b>183</b>	<b>225</b>	<b>356</b>	<b>17</b>	<b>598</b>	<b>89</b>

1B	PCT	G	PO	A	E	TC	DP
2016	.986	39	277	12	4	293	17
2018	.990	35	303	8	3	314	22
2018	1.000	1	4	0	0	4	0
2021	.992	58	325	36	3	364	35
<b>Totals</b>	<b>.990</b>	<b>133</b>	<b>909</b>	<b>56</b>	<b>10</b>	<b>975</b>	<b>74</b>

OF	PCT	G	PO	A	E	TC	DP
2015	.982	35	53	1	1	55	0
2016	.000	1	0	0	1	1	0
2019	1.000	17	20	2	0	22	0
2021	.909	20	20	0	2	22	0
2022	1.000	29	35	1	0	36	0
<b>Totals</b>	<b>.971</b>	<b>102</b>	<b>128</b>	<b>4</b>	<b>4</b>	<b>136</b>	<b>0</b>

3B	PCT	G	PO	A	E	TC	DP
2013	1.000	3	0	1	0	1	0
2014	-	2	0	0	0	0	0
2015	.500	2	0	1	1	2	0
2019	.941	19	5	27	2	34	1
2020	.783	15	2	16	5	23	2
2021	1.000	8	4	10	0	14	0
2022	.946	27	5	30	2	37	5
<b>Totals</b>	<b>.910</b>	<b>76</b>	<b>16</b>	<b>85</b>	<b>10</b>	<b>111</b>	<b>8</b>

## CAREER HIGHS

**Hits:** 4, 5x, last April 21, 2021 vs. SF  
**Runs:** 3, 6x, last Sept. 6, 2021 at MIL  
**Doubles:** 2, 6x, last Aug. 8, 2016 at TOR  
**Triples:** 2, July 5, 2013 at CIN  
**Home Runs:** 3, July 8, 2021 at CHC  
**RBI:** 7, Sept. 1, 2020 at CIN  
**Walks:** 4, May 2, 2017 at MIA  
**Stolen Bases:** 2, 5x, last May 16, 2021 at TOR  
**Hitting Streak:** 8, April 24-May 1, 2021

## MULTI-HR GAMES (16)

July 19, 2013 at HOU  
 Aug. 13, 2013 at TB  
 Sept. 28, 2013 vs. OAK  
 April 1, 2014 at LAA  
 May 16, 2015 vs. BOS  
 Aug. 13, 2016 at NYY  
 Aug. 16, 2016 vs. SD  
 Sept. 21, 2016 vs. NYY  
 Sept. 21, 2019 at CLE  
 Sept. 24, 2019 at WAS  
 Sept. 29, 2019 vs. MIA  
 Aug. 17, 2020 at CHC  
 Sept. 1, 2020 at CIN  
 July 8, 2021 at CHC (3)  
 Aug. 7, 2021 vs. NYM  
 Sept. 6, 2021 at MIL

## PINCH-HIT HRS (5)

June 25, 2019 vs. NYM (Font)  
 Aug. 31, 2021 at WAS (Suero)  
 Sept. 11, 2021 vs. COL (Kinley)  
 May 8, 2022 at NYY (King)  
 May 11, 2022 vs. KC (Snider)

## GRAND SLAMS (2)

Sept. 28, 2013 vs. OAK (Parker)  
 July 29, 2021 vs. WAS-G2 (Clay)

## LEADOFF HRS (3)

Aug. 13, 2013 at TB (Archer)  
 May 27, 2018 vs. BAL. (Gausman)  
 April 8, 2022 at TOR (Berríos)

## GAME-ENDING HRS (1)

July 29, 2021 vs. WAS-G2 (Clay)

FRONT OFFICE

COACHES

PLAYERS

2022 REVIEW

OPPONENTS

RECORDS

DEVELOPMENT

MEDIA

# REYES MORONTA



RHP #56

R BATS  
R THROWS  
5'10" HEIGHT  
235 WEIGHT  
30 OPENING DAY AGE

**BORN** Jan. 6, 1993 in Santiago, Dominican Republic

**RESIDES** Santiago, Dominican Republic

**ACQUIRED** Signed as a minor league free agent on Jan. 27, 2023

**CONTRACT STATUS** Signed through 2023

**SERVICE TIME** 4.111 **OPTIONS USED** 2/3

NON-ROSTER INVITEE

FRONT OFFICE

COACHES

PLAYERS

2022 REVIEW

OPPONENTS

RECORDS

DEVELOPMENT

MEDIA

**CAREER:** The 30-year-old right-handed reliever enters his first season in the Texas organization as a non-roster invitee...pronounced RAY-ehs moh-RAHN-tah...signed with Texas in January after seeing action with Gigantes Del Cibao in the Dominican Winter League...the Dominican Republic native has spent his entire MLB career in the National League West, averaging 10.6 strikeouts per 9 innings while compiling a 3.02 ERA and 1.194 WHIP figure over five Major League seasons with San Francisco (2017-19, 2021), Los Angeles (2022), and Arizona (2022)...saw the bulk of his big league action with the Giants in manager Bruce Bochy's final three years at the helm...opponents have career slash of .184/.293/.294/.588 against Moronta...did not pitch in 2020 after right shoulder surgery in Sept. 2019.

**2022:** Combined to go 2-2 with a 4.30 ERA (18 ER/37.2 IP) over 39 relief appearances with LAD and ARI...career-high 14 games finished...opponents batted .214/.311/.371/.682...had 5 stints with Dodgers after contract was selected on 4/24: 4/24-5/14, 6/14-18, 6/24-7/4, 7/14-25, 8/5-19...was designated for assignment on 8/20 and acquired by ARI in 8/22 waiver claim...reported to D-backs on 8/25 for duration of the year and was not tendered a contract offer on 11/18, making him a free agent.

**SUMMARY:** Pitched to a 0.64 ERA (1 R-ER/14.0 IP) over his 1st 11 app. thru 4/24, then allowed 4 R-2 ER in final 2 G in April...had 1.50 ERA (2 ER/12.0 IP) over 1st 10 app. with Dodgers thru 6/28...allowed runs in 5 straight from 6/29-7/23 (4.1 IP, 7 R-ER), spiking season ERA from 1.50 to season-high 4.96...4 of his 5 HR allowed on the year came over 4 consecutive outings from 6/29-7/15...pitched in leverage situations for the D-backs at the end of the year, recording each of his 4 decisions (2-2), 4 holds, and 2 saves in his final 14 relief app. beg. 9/2...saves came on 9/20 at LAD and 9/24 vs. SF, the 2nd and 3rd saves of his career (also 6/20/18 vs. MIA).

**NOTES:** Made 7 app. with Gigantes in Dominican Winter League (DWL) in November and also had 2 postseason outings for club in December.

**2021:** Had just 4 app. with SF, all within the club's 1st 8 G of the season...on IL from 4/11-8/21 with a right forearm strain...was

optioned on 8/22 when he was removed from IL, and assigned outright to Sacramento (AAA) on 9/21...pitched for Gigantes in DWL...had 11.00 ERA with 2.667 WHIP in 24 G/2 GS with Sacramento between rehab and option games...**2020:** Did not see game action, as he was recovering from a right shoulder strain he suffered in 2019, but participated in workouts at the SF Alternate Training Site in Sacramento...**2019:** His 2nd full season in a Giants uniform was cut short due to a right shoulder strain suffered at the end of August...made his 2nd consecutive Opening Day roster with the Giants...was forced to leave game 8/31 vs. SD in the 6th inning with an acute right shoulder strain...underwent season-ending surgery on 9/10 performed by Dr. Neal ElAttrache in Los Angeles to address his injured labrum and capsule...**2018:** Set MLB career bests in most categories, including games (69), innings (65.0), and SO (79) while posting a 1.092 WHIP...his 69 app. remain 2nd-most by a Giants rookie in SF era (71 G by Elias Sosa, 1973)...held opponents to .154 BA, 3rd-lowest among N.L. relievers (.132-Hader, .135-Doolittle)...allowed just 9 of 41 inherited runners (22%) to score, 7th-lowest pct. in N.L....1st batters faced were just 2-for-55 (.036)...**2017:** Saw 1st MLB action over 2 stints with Giants: 5/10 and 9/5-end of season...did not appear during brief 1st stint, then made ML debut 9/5 at COL...combined to go 3-1, 2.92 (12 ER/37.0 IP) with 11.4 SO/9 for 3 SF affiliates: Sacramento, Richmond (AA), and AZL Giants...**2016:** Recorded 93 SO over 59.0 IP with San Jose (High-A), going 14-for-18 in save tries...ranked among California League leaders in G (1st, 60) and saves (T3rd)...was selected to midseason California League All-Star team...**2015:** Led Augusta (A) with 12 saves, pitching out of GreenJackets bullpen for the entire year...**2014:** Led AZL Giants with 5 saves and had 30 SO in 19.1 IP...**2013:** Made 6 starts for Salem-Keizer in Northwest League...**2012:** Spent 1st year in U.S. with AZL Giants...**2012:** Made professional debut in the Dominican Summer League.

**PERSONAL:** Reyes Armando Moronta was born and raised in a town of 700 people called Quinigua in the Villa González district of the Santiago Province of the Dominican Republic...married Ivelka Felin in January 2020...during off days he enjoys playing billiards, listening to music, playing dominos, spending time with family and he loves taking nature walks...signed with the Giants as an international free agent in Sept. 2010 at 17 years old.

## CAREER RECORD

YEAR	CLUB	W-L	ERA	G	GS	CG	SHO	SV	IP	H	R	ER	HR	HB	BB-I	SO	WP	BK	AVG
2011	DSL Giants—1	1-1	2.13	14	0	0	0	5	42.1	30	11	10	3	5	13-0	36	2	2	.195
2012	ACL Giants	3-0	3.06	17	0	0	0	1	17.2	16	9	6	2	0	9-0	18	2	0	.242
2013	Salem-Kizner	2-2	4.98	6	6	0	0	0	21.2	24	15	12	2	2	8-0	22	1	1	.279
2014	ACL Giants	0-1	4.66	20	0	0	0	0	19.1	16	12	10	1	2	11-0	30	1	1	.222
2015	Augusta	1-7	5.73	42	0	0	0	12	48.2	56	32	31	1	1	23-1	64	8	0	.281
2016	San Jose	0-3	2.59	60	0	0	0	14	59.0	43	20	17	7	1	20-0	93	6	0	.195
2017	ACL Giants	0-0	0.00	2	0	0	0	0	2.0	0	0	0	0	0	0-0	4	0	0	.000
	Richmond	0-1	4.00	19	0	0	0	5	18.0	15	9	8	1	0	12-0	26	2	0	.217
	Sacramento	3-0	2.12	13	0	0	0	0	17.0	13	4	4	1	0	8-0	17	0	0	.210
	<b>San Francisco</b>	<b>0-0</b>	<b>2.70</b>	<b>7</b>	<b>0</b>	<b>0</b>	<b>0</b>	<b>0</b>	<b>6.2</b>	<b>6</b>	<b>2</b>	<b>2</b>	<b>1</b>	<b>0</b>	<b>3-1</b>	<b>11</b>	<b>0</b>	<b>0</b>	<b>.231</b>
2018	<b>San Francisco</b>	<b>5-2</b>	<b>2.49</b>	<b>69</b>	<b>0</b>	<b>0</b>	<b>0</b>	<b>1</b>	<b>65.0</b>	<b>34</b>	<b>20</b>	<b>18</b>	<b>4</b>	<b>0</b>	<b>37-4</b>	<b>79</b>	<b>5</b>	<b>0</b>	<b>.154</b>
2019	<b>San Francisco—2</b>	<b>3-7</b>	<b>2.86</b>	<b>56</b>	<b>0</b>	<b>0</b>	<b>0</b>	<b>0</b>	<b>56.2</b>	<b>41</b>	<b>19</b>	<b>18</b>	<b>4</b>	<b>3</b>	<b>33-1</b>	<b>70</b>	<b>3</b>	<b>0</b>	<b>.197</b>
2020	—3								INJURED - DID NOT PITCH										
2021	Sacramento	0-2	11.00	24	2	0	0	0	18.0	22	23	22	3	0	26-0	19	2	0	.319
	<b>San Francisco—4</b>	<b>0-0</b>	<b>2.25</b>	<b>4</b>	<b>0</b>	<b>0</b>	<b>0</b>	<b>0</b>	<b>4.0</b>	<b>1</b>	<b>1</b>	<b>1</b>	<b>1</b>	<b>0</b>	<b>0-0</b>	<b>2</b>	<b>0</b>	<b>0</b>	<b>.077</b>
2022	Oklahoma City	1-0	2.70	11	0	0	0	2	10.0	8	3	3	1	0	9-0	17	2	0	.170
	<b>Los Angeles-NL—5</b>	<b>0-0</b>	<b>4.18</b>	<b>22</b>	<b>0</b>	<b>0</b>	<b>0</b>	<b>0</b>	<b>23.2</b>	<b>17</b>	<b>11</b>	<b>11</b>	<b>5</b>	<b>2</b>	<b>10-0</b>	<b>27</b>	<b>4</b>	<b>0</b>	<b>.198</b>
	<b>Arizona—6,7</b>	<b>2-2</b>	<b>4.50</b>	<b>17</b>	<b>0</b>	<b>0</b>	<b>0</b>	<b>2</b>	<b>14.0</b>	<b>13</b>	<b>9</b>	<b>7</b>	<b>0</b>	<b>0</b>	<b>8-1</b>	<b>11</b>	<b>4</b>	<b>0</b>	<b>.241</b>
<b>MAJOR TOTALS</b>		<b>10-11</b>	<b>3.02</b>	<b>175</b>	<b>0</b>	<b>0</b>	<b>0</b>	<b>3</b>	<b>170.0</b>	<b>112</b>	<b>62</b>	<b>57</b>	<b>15</b>	<b>5</b>	<b>91-7</b>	<b>200</b>	<b>16</b>	<b>0</b>	<b>.184</b>
<b>MINOR TOTALS</b>		<b>11-17</b>	<b>4.05</b>	<b>228</b>	<b>8</b>	<b>0</b>	<b>0</b>	<b>44</b>	<b>273.2</b>	<b>243</b>	<b>138</b>	<b>123</b>	<b>22</b>	<b>11</b>	<b>139-1</b>	<b>346</b>	<b>26</b>	<b>4</b>	<b>.234</b>

\* Led league # Tied for league lead

- 1- Signed by San Francisco as a non-drafted free agent on Sept. 16, 2010.
- 2- On injured list, Sept. 4, 2019-end of season, with a right shoulder strain.
- 3- On injured list, Feb. 12, 2020-end of season, with a right shoulder strain.
- 4- On injured list, April 11-Aug. 21, 2021, with a right flexor strain...included rehab assignment with Sacramento July 22-Aug. 21.
- 5- Signed by Los Angeles-NL as a free agent on March 12, 2022.
- 6- Selected off waivers by Arizona from Los Angeles-NL on Aug. 22, 2022.
- 7- Signed by Texas as a minor league free agent on Jan. 27, 2023.

## CAREER FIELDING

P	PCT	G	PO	A	E	TC	DP
<b>Totals</b>	<b>.933</b>	<b>175</b>	<b>8</b>	<b>6</b>	<b>1</b>	<b>15</b>	<b>0</b>

## CAREER HIGHS

**Innings: 2.0**, 16x, last June 26, 2022 vs. ATL  
**Strikeouts: 5**, March 30, 2019 vs. SD  
**Walks: 3**, April 7, 2018 vs. LAD  
**Winning Streak: 3**, June 23-July 6, 2018  
**Losing Streak: 3**, 2x, last July 13-Aug. 21, 2019

FRONT OFFICE

COACHES

PLAYERS

2022 REVIEW

OPPONENTS

RECORDS

DEVELOPMENT

MEDIA

# JAKE ODORIZZI



RHP #23

R BATS  
R THROWS  
6'2" HEIGHT  
190 WEIGHT  
33 OPENING DAY AGE

BORN March 27, 1990 In Highland, IL  
RESIDES Tampa, FL  
ACQUIRED In a trade with Atlanta on Nov. 9, 2022  
CONTRACT STATUS Signed through 2023  
SERVICE TIME 9.042 OPTIONS USED 3/3

FRONT OFFICE

COACHES

PLAYERS

2022 REVIEW

OPPONENTS

RECORDS

DEVELOPMENT

MEDIA

**CAREER:** The veteran right-hander, who will turn 33 on March 27, is in his first season with Texas after being acquired in a November trade with Atlanta...was first of several starting pitchers added by the Rangers in the offseason...has made at least 22 starts in each of the last eight seasons, one of just five pitchers to accomplish that feat, joining Kyle Gibson, Sonny Gray, Zack Greinke, and Max Scherzer...missed seven weeks on the Injured List in 2022 with a leg injury, but still combined for 22 starts with Houston and Atlanta...since 2014, his 231 starts are 5th-most in MLB among right-handers behind only Scherzer (256), Greinke (255), Gibson (251), and Gerrit Cole (248)...owns a lifetime 74-69 record and 3.99 ERA (555 ER/1253.1 IP) over 241 games/237 starts across 11 Major League seasons with Kansas City (2012), Tampa Bay (2013-17), Minnesota (2018-20), Houston (2021-22), and Atlanta (2022)...earned his first and only career All-Star selection in 2019 as a member of the Twins, when he posted career bests in wins (15) and strikeouts (178)...name is pronounced oh-duh-RIZZ-ee.

**TRADE:** Was acquired in a trade with Atlanta on 11/9/22 during the GM Meetings in Las Vegas...Texas received Odorizzi and cash considerations in exchange for LHP Kolby Allard.

**2022:** Combined to go 6-6 with a 4.40 ERA (52 ER/106.1 IP) over 22 G/GS with HOU and ATL...missed nearly two months on the IL from 5/17-7/3 with left lower leg discomfort...suffered the injury with HOU while attempting to cover 1st base in a start 5/16 at BOS...was 3-2, 3.13 (11 ER/31.2 IP) with .589 opp. OPS in 7 G/GS prior to the injury, then went 3-4, 4.94 (41 ER/74.2 IP) with .771 opp. OPS over final 15 G/GS after his return.

**HOUSTON:** Started 2nd game of the season for eventual World Series champions, but was 0-2, 9.00 in 1st 3 starts...recorded 1st win in next start on 4/26 at TEX (6.0 IP, 1 H, 1 R-ER), and would go 4-1, 2.82 (16 ER/51.0 IP) in final 9 starts with HOU...permitted just 5 HR in 60.0 IP for Houston (0.75 HR/9)...exited start 7/25 at OAK with blister on his pitching hand...tossed 7.0 SHO IP in 2 of his final 4 starts with Astros.

**ATLANTA:** Acquired by ATL in 8/2 trade for reliever Will Smith...8 of his 10 starts came on the road...opponents hit .290 with .830 OPS in his ATL outings...recorded 5.0+ IP in 4 of 10 starts with Braves and allowed 9 HR in 46.1 IP (1.75 HR/9)...his Braves debut came 8/5 at NYM-G1 (L, 4.2 IP, 6 H, 3 R-2 ER)...lone quality start was 8/22 at PIT (6.0 IP, 1 R-ER)...earned his other ATL win in final outing on 10/4 at MIA, a victory which clinched Braves' 5th straight N.L. East title.

**POSTSEASON:** Has pitched in postseason for MIN (2019), HOU (2021), and ATL (2022), going 0-1 with a 5.02 ERA (8 ER/14.1 IP) in 4 G/1 GS...was on the Braves' 2022 Division Series roster for the club's series loss against the Phillies...only outing came

in NLDS G3 at PHI (3.0 IP, 1 H, 2 R-ER in relief)...tossed 2.1 scoreless innings in relief for HOU in 2021 WS G1 with HOU (2.1 IP, 1 H, 0 R, 0 BB, 5 SO)...only career postseason start came with Twins in 2019 ALDS G3 vs. NYY (L, 5.0 IP, 5 H, 2 R-ER), a 5-1 defeat.

**2021:** Had 24 G/23 GS in his 1st season with HOU...season was slowed when he signed during Spring Training, then endured 2 IL stints...was not on Opening Day roster as he began year in extended spring...over final 9 starts, went 2-1, 3.07 (14 ER/41.0 IP)...was not on club's ALDS roster, but was added for final 2 rounds...**2020:** Began the year on the 10-day IL with right intercostal strain...pitched in intrasquad games at Alternate Site and was activated on 8/8, first start on 8/8 at KC...on IL 8/22-9/15 with chest contusion after being struck in chest by Alex Gordon line drive on 8/21 at KC...exited 4th and final start on 9/16 at CWS with right middle finger blister...**2019:** In his finest MLB season to date, went 15-7, 3.51 with 53 BB/178 SO in 30 G/GS, setting career highs for wins, SO, opp. SLG (.371), opp. OPS (.671), SO/9 (10.08), and SO/BB (3.36)...allowed career-best 0.91 HR/9...ranked 8th in A.L. in wins, and finished among leaders (150+ IP) in ERA (6th) and opp. BA (8th, .234)...selected to All-Star Game for 1st and only time in his career...selected A.L. Player of the Week on 5/5 after going 2-0, 0.00 (13.0 IP)...was 4-0, 0.94 (3 ER/28.2 IP) with 31 SO in 5 GS in May, leading A.L. in ERA for month...won 10 straight decisions (10-0, 1.52, 11 ER/65.0 IP, .209 opp. BA) over 11 starts from 4/17-6/15, with Twins going 11-0...had scoreless streaks of 22.1 IP (4/29-5/15) and 16.1 IP (5/20-6/2)...on 10-day IL from 7/3-12, and did not pitch in ASG due to the issue...in final 10 starts, went 4-2, 2.89...Twins extended qualifying offer on 11/4 and Odorizzi accepted on 11/14...**2018:** Made 1st career Opening Day start, taking ND on 3/29 at BAL (6.0 SHO IP)...was 3-2, 3.17 (19 ER/54.0 IP) over 1st 10 starts, 3/29-5/20...took no-hitter into 8th inning on 9/12 vs. NYY, broken up by a Greg Bird double...**2017:** Opened season as Rays' no. 2 starter...made 28 starts despite 2 IL stints: 4/16-30 (left hamstring strain) and 7/25-8/8 (lower back strain)...was 3-1, 1.03 in 5 GS in Sept., 3rd-lowest ERA in A.L...**2016:** Established career highs with 33 GS and 187.2 IP...was 7-1, 2.71 (25 ER/83.0 IP) in 14 GS in 2nd 'half', joining just 2 other MLB pitchers with at least .875 win pct. and 2.71-or-lower ERA: CLE's Corey Kluber and CHC's Jon Lester...recorded 1st career hit, 5/24 at MIA, and RBI single off Tom Koehler to give himself a 1-0 lead...on 6/14 vs. SEA, was ejected by HP ump Jerry Meals for 1st time in his career following 6th-inning walk of Leony's Martin...**2015:** His 28 starts were 2nd on Rays staff behind Chris Archer (34)...ranked among A.L. leaders in ERA (8th, 3.35) and opp. BA (T9th, .231)...was one of just 5 A.L. pitchers with an ERA below 3.50 all season, joining David Price, Dallas Keuchel, Scott Kazmir and Sonny Gray...left start 6/5 at SEA with strained oblique and spent 5 weeks on IL.



**2014:** Named the club's Outstanding Rookie by the Tampa Bay Chapter of the BBWAA...led all MLB rookies with 174 SO, one shy of the club rookie record (175 by Matt Moore in 2012)... became the second Ray to lead MLB rookies in strikeouts, joining Scott Kazmir (174) in 2005...also led MLB rookies in starts (31) and losses (13) and finished 2nd in innings (168)...earned his 1st MLB win on 4/4 vs. Texas...**2013:** Had 5 stints with Rays in 1st season in TB organization...went 3.0 IP for 1st career save, 9/24 at NYY...at Triple-A Durham, finished 3rd in International League and 2nd in Rays system with 124 SO...**2012:** Named Pitcher of the Year for Triple-A Omaha despite opening season with NW Arkansas (AA)...combined for 15 wins, T3rd in the minors...started for U.S. Team in Futures Game at Kauffman Stadium in July...ranked by MLB.com as the no. 2 prospect in the Royals system (Wil Myers)...had contract selected by Royals on 9/16 and suffered loss in ML debut on 9/23 vs. CLE...**2011:** Opened the year with Wilmington (High-A) in KC system, and made 12 starts w/ NW Arkansas to finish the season...named Pitcher of the Year for Wilmington and made Carolina League midseason All-Star Team...led Carolina League with 103 SO at time of promotion to AA...**2010:** Named Brewers Minor League Pitcher of the Year...also named to Midwest League All-Star Team...led MWL with 10.07 SO/9...**2009:** Spent season with Helena (Rookie) in MIL system...**2008:** Made pro debut with AZL Brewers.

**COMMUNITY:** In 2019, Jake donated \$50 per personal strikeout and \$50 per Twins win to the Animal Humane Society, a

donation that ended as \$13,950 total...every year, Animal Humane Society cares for more than 23,000 animals in need and aids thousands more through programs that help people nurture and protect their pets.

**AMATEUR:** Graduated from Highland (IL) High School in 2008... went 14-0 during his senior year, allowing just one earned run in 89.2 IP...recorded just 6 BB with 146 SO while leading the Bulldogs to the Class 3A state title...named the Illinois Gatorade Player of the Year in 2008...also named a Louisville Slugger Preseason All-American, a Rawlings/Perfect Game All-American and a member of USA Today's All-USA team...also played basketball and football as a wide receiver and safety... committed to playing baseball at the University of Louisville... elected to sign with the Brewers after being drafted by Milwaukee with the 32nd overall pick in the first round of the 2008 MLB draft...signed by Brewers scout Harvey Kuenn Jr.

**PERSONAL:** Jacob Todd Odorizzi...he and his wife Carissa have two sons, Rhett (12/27/15) and Maddex (12/20/18)...previously looked up to former teammate RHP Zack Greinke as someone to model his game after...the two have shared the same agent and have a long connection, first being traded for each other in 2010 with Greinke going to the Brewers and Odorizzi to the Royals...later in his career, Greinke sat in on an arbitration hearing between Odorizzi and the Rays in 2018, which also featured former Astros GM James Click...despite these connections, the two had not had a formal conversation prior to becoming teammates for the 2021 season.

## CAREER RECORD

YEAR	CLUB	W-L	ERA	G	GS	CG	SHO	SV	IP	H	R	ER	HR	HB	BB-I	SO	WP	BK	AVG
2008	AZL Brewers—1	1-2	3.48	11	4	0	0	0	20.2	18	10	8	2	1	9-0	19	0	1	.220
2009	Helena	1-4	4.40	12	10	0	0	0	47	55	27	23	3	2	9-0	43	5	0	.296
2010	Wisconsin—2	7-3	3.43	23	20	0	0	1	120.2	99	52	46	7	9	40-0	135	5	0	.220
2011	Wilmington	5-4	2.87	15	15	0	0	0	78.1	68	30	25	4	2	22-0	103	6	0	.235
	Northwest Arkansas	5-3	4.72	12	12	0	0	0	68.2	66	38	36	13	1	22-0	54	1	0	.254
2012	Northwest Arkansas	4-2	3.32	7	7	0	0	0	38	27	15	14	2	0	10-0	47	4	0	.191
	Omaha	11-3	2.93	19	18	0	0	0	107.1	105	41	35	12	2	40-0	88	3	0	.254
	<b>Kansas City—3</b>	<b>0-1</b>	<b>4.91</b>	<b>2</b>	<b>2</b>	<b>0</b>	<b>0</b>	<b>0</b>	<b>7.1</b>	<b>8</b>	<b>4</b>	<b>4</b>	<b>1</b>	<b>0</b>	<b>4-0</b>	<b>4</b>	<b>0</b>	<b>0</b>	<b>.267</b>
2013	Durham	9-6	3.33	22	22	0	0	0	124.1	101	49	46	12	1	40-1	124	5	0	.225
	<b>Tampa Bay</b>	<b>0-1</b>	<b>3.94</b>	<b>7</b>	<b>4</b>	<b>0</b>	<b>0</b>	<b>1</b>	<b>29.2</b>	<b>28</b>	<b>13</b>	<b>3</b>	<b>2</b>	<b>0</b>	<b>8-0</b>	<b>22</b>	<b>1</b>	<b>0</b>	<b>.252</b>
2014	<b>Tampa Bay</b>	<b>11-13</b>	<b>4.13</b>	<b>31</b>	<b>31</b>	<b>0</b>	<b>0</b>	<b>0</b>	<b>168</b>	<b>156</b>	<b>79</b>	<b>77</b>	<b>20</b>	<b>5</b>	<b>59-0</b>	<b>174</b>	<b>3</b>	<b>0</b>	<b>.242</b>
2015	<b>Tampa Bay—4</b>	<b>9-9</b>	<b>3.35</b>	<b>28</b>	<b>28</b>	<b>0</b>	<b>0</b>	<b>0</b>	<b>169.1</b>	<b>149</b>	<b>65</b>	<b>63</b>	<b>18</b>	<b>3</b>	<b>46-0</b>	<b>150</b>	<b>5</b>	<b>1</b>	<b>.231</b>
	Charlotte	0-0	0.93	2	2	0	0	0	9.2	4	1	1	0	0	2-0	8	1	0	.118
2016	<b>Tampa Bay</b>	<b>10-6</b>	<b>3.69</b>	<b>33</b>	<b>33</b>	<b>0</b>	<b>0</b>	<b>0</b>	<b>187.2</b>	<b>170</b>	<b>80</b>	<b>77</b>	<b>29</b>	<b>4</b>	<b>54-3</b>	<b>166</b>	<b>3</b>	<b>1</b>	<b>.241</b>
2017	<b>Tampa Bay—5,6</b>	<b>10-8</b>	<b>4.14</b>	<b>28</b>	<b>28</b>	<b>0</b>	<b>0</b>	<b>0</b>	<b>143.1</b>	<b>117</b>	<b>80</b>	<b>66</b>	<b>30</b>	<b>2</b>	<b>61-1</b>	<b>127</b>	<b>1</b>	<b>0</b>	<b>.220</b>
	Charlotte	0-1	6.00	1	1	0	0	0	3	3	2	2	0	0	0-0	6	0	0	.250
2018	<b>Minnesota—7</b>	<b>7-10</b>	<b>4.49</b>	<b>32</b>	<b>32</b>	<b>0</b>	<b>0</b>	<b>0</b>	<b>164.1</b>	<b>151</b>	<b>89</b>	<b>82</b>	<b>20</b>	<b>8</b>	<b>70-3</b>	<b>162</b>	<b>1</b>	<b>0</b>	<b>.242</b>
2019	<b>Minnesota—8</b>	<b>15-7</b>	<b>3.51</b>	<b>30</b>	<b>30</b>	<b>0</b>	<b>0</b>	<b>0</b>	<b>159</b>	<b>139</b>	<b>65</b>	<b>62</b>	<b>16</b>	<b>4</b>	<b>53-0</b>	<b>178</b>	<b>4</b>	<b>0</b>	<b>.234</b>
2020	<b>Minnesota—9,10,11</b>	<b>0-1</b>	<b>6.59</b>	<b>4</b>	<b>4</b>	<b>0</b>	<b>0</b>	<b>0</b>	<b>13.2</b>	<b>16</b>	<b>10</b>	<b>4</b>	<b>1</b>	<b>0</b>	<b>3-0</b>	<b>12</b>	<b>0</b>	<b>0</b>	<b>.291</b>
2021	<b>Houston—12,13,14</b>	<b>6-7</b>	<b>4.21</b>	<b>24</b>	<b>23</b>	<b>0</b>	<b>0</b>	<b>0</b>	<b>104.2</b>	<b>97</b>	<b>51</b>	<b>49</b>	<b>16</b>	<b>3</b>	<b>34-1</b>	<b>91</b>	<b>0</b>	<b>0</b>	<b>.243</b>
	Sugar Land	0-1	4.70	2	2	0	0	0	7.2	10	4	4	1	0	1-0	11	1	0	.313
2022	<b>Houston—15</b>	<b>4-3</b>	<b>3.75</b>	<b>12</b>	<b>12</b>	<b>0</b>	<b>0</b>	<b>0</b>	<b>60</b>	<b>52</b>	<b>29</b>	<b>25</b>	<b>5</b>	<b>2</b>	<b>17-0</b>	<b>46</b>	<b>2</b>	<b>0</b>	<b>.231</b>
	Sugar Land	0-0	6.00	1	1	0	0	0	3	2	2	2	0	0	2-0	4	0	0	.182
	Corpus Christi	1-0	0.00	1	1	0	0	0	5	3	0	0	0	0	0-0	6	0	0	.176
	<b>Atlanta—16,17</b>	<b>2-3</b>	<b>5.24</b>	<b>10</b>	<b>10</b>	<b>0</b>	<b>0</b>	<b>0</b>	<b>46.1</b>	<b>54</b>	<b>29</b>	<b>27</b>	<b>9</b>	<b>1</b>	<b>18-1</b>	<b>40</b>	<b>0</b>	<b>0</b>	<b>.290</b>
<b>MAJOR TOTALS</b>		<b>74-69</b>	<b>3.99</b>	<b>241</b>	<b>237</b>	<b>0</b>	<b>0</b>	<b>1</b>	<b>1253.1</b>	<b>1137</b>	<b>594</b>	<b>555</b>	<b>171</b>	<b>35</b>	<b>427-9</b>	<b>1172</b>	<b>20</b>	<b>2</b>	<b>.239</b>
<b>MINOR TOTALS</b>		<b>44-29</b>	<b>3.44</b>	<b>128</b>	<b>115</b>	<b>0</b>	<b>0</b>	<b>1</b>	<b>633.1</b>	<b>561</b>	<b>271</b>	<b>242</b>	<b>56</b>	<b>18</b>	<b>197-1</b>	<b>468</b>	<b>31</b>	<b>1</b>	<b>.236</b>

\* Led league # Tied for league lead

FRONT OFFICE

COACHES

PLAYERS

2022 REVIEW

OPPONENTS

RECORDS

DEVELOPMENT

MEDIA

- Selected by Milwaukee in the 1st round (32nd overall) of the 2008 June draft.
- Acquired by Kansas City from Milwaukee, along with SS Alcides Escobar, RHP Jeremy Jeffress, and CF Lorenzo Cain, in exchange for SS Yuniesky Bentaout and RHP Zach Greinke on Dec. 19, 2010.
- Acquired by Tampa Bay from Kansas City, along with LHP Mike Montgomery, 3B Patrick Leonard, and RF Wil Myers, in exchange for RHP James Shields and RHP Wade Davis on Dec. 9, 2012.
- On injured list, June 9-July 11, 2015, with a left oblique strain...included rehab assignment with Charlotte, July 1-11.
- On injured list, April 16-May 1, 2017, with a strained left hamstring.
- On injured list, July 26-Aug. 9, 2017, with a lower back strain...included rehab assignment with Charlotte, Aug. 4-9.
- Acquired by Minnesota from Tampa Bay, in exchange for SS Jermaine Palacios on Feb. 17, 2018.
- On injured list, July 13, 2019, with a blister on right middle finger.
- On injured list, July 23-Aug. 8, 2020, with a right intercostal strain.
- On injured list, Aug. 22-Sept. 16, 2020, with a chest contusion.
- On injured list, Sept. 18-28, 2020, with a blister on right middle finger.
- Signed by Houston as a free agent March 8, 2021.
- On injured list, April 26-May 29, 2021, with a right pronator muscle strain...included rehab assignment with Sugar Land, May 17-29.
- On injured list, Sept. 14-26, 2021, with right foot soreness.
- On injured list, May 17-July 4, 2022, with lower leg discomfort...included rehab assignments with Sugar Land, June 24-29, and Corpus Christi, June 29-July 4.
- Acquired by Atlanta from Houston in exchange for LHP Will Smith on Aug. 2, 2022.
- Acquired by Texas from Atlanta, along with cash considerations, in exchange for LHP Kolby Allard on Nov. 9, 2022.

## POSTSEASON RECORD

SERIES	CLUB	W-L	ERA	G	GS	CG	SHO	SV	IP	H	R	ER	HR	HB	BB-I	SO	WP	BK	AVG
2019 ALDS	MIN vs. NYY	0-1	3.60	1	1	0	0	0	5.0	5	2	2	1	0	0-0	5	1	0	.263
2021 ALCS	HOU vs. BOS	0-0	9.00	1	0	0	0	0	4.0	7	4	4	2	0	0-0	5	0	0	.368
2021 WS	HOU vs. ATL	0-0	0.00	1	0	0	0	0	2.1	1	0	0	0	0	0-0	5	0	0	.111
2022 NLDS	ATL vs. PHI	0-0	6.00	1	0	0	0	0	3.0	1	2	2	0	1	3-0	2	0	0	.111
<b>LDS TOTALS</b>		<b>0-1</b>	<b>4.50</b>	<b>2</b>	<b>1</b>	<b>0</b>	<b>0</b>	<b>0</b>	<b>8.0</b>	<b>6</b>	<b>4</b>	<b>4</b>	<b>1</b>	<b>1</b>	<b>3-0</b>	<b>7</b>	<b>1</b>	<b>0</b>	<b>.214</b>
<b>POSTSEASON TOTALS</b>		<b>0-1</b>	<b>5.02</b>	<b>4</b>	<b>1</b>	<b>0</b>	<b>0</b>	<b>0</b>	<b>14.1</b>	<b>14</b>	<b>8</b>	<b>8</b>	<b>3</b>	<b>1</b>	<b>3-0</b>	<b>17</b>	<b>1</b>	<b>0</b>	<b>.250</b>

## ALL-STAR GAME RECORD

YEAR	LEAGUE/VENUE	W-L	ERA	G	GS	CG	SHO	SV	IP	H	R	ER	HR	HB	BB-I	SO	WP	BK	AVG
2019	AL, Cleveland																		DID NOT PITCH

## WORLD BASEBALL CLASSIC RECORD

SERIES	TEAM	W-L	ERA	G	GS	CG	SHO	SV	IP	H	R	ER	HR	HB	BB-I	SO	WP	BK	AVG
2017	United States																		DID NOT PITCH

## CAREER FIELDING

P	PCT	G	PO	A	E	TC	DP
Totals	.946	241	62	95	9	166	7

## CAREER HIGHS

**Innings: 8.0**, 2x, last July 22, 2016 at OAK  
**Strikeouts: 11**, 2x, last March 30, 2019 vs. CLE  
**Walks: 5**, 5x, last Sept. 26, 2018 vs. DET  
**Winning Streak: 10**, April 17-June 15, 2019  
**Losing Streak: 4**, 3x, Aug. 21, 2020-June 3, 2021



# JONATHAN ORNELAS

R BATS R THROWS  
6'0" HEIGHT 195 WEIGHT  
22 OPENING DAY AGE

BORN May 26, 2000 in Glendale, AZ  
RESIDES Peoria, AZ  
ACQUIRED Selected in the 3rd round of the 2018 June draft  
CONTRACT STATUS Signed through 2023  
SERVICE TIME 0.000 OPTIONS USED 0/3

INF #71

**CAREER:** Ornelas will be in his first-ever Major League Spring Training camp after he was added to Texas' 40-man roster on Nov. 15, 2022...the 22-year-old is seeking his MLB debut after he enjoyed a breakout campaign last summer with Double-A Frisco...led the Texas League with 157 hits and posted career highs in home runs (14), RBI (64), runs (84), and games played (123) despite entering the year with no playing experience above the High-A level...the versatile infielder earned selection as a 2022 Texas Organization All-Star by MiLB.com and garnered the organization's Defender of the Year award...was also lauded by *Baseball America* as the 'Best Defensive Infielder' and 'Best Infield Arm' in the Rangers farm system according to the publication's annual 'Best Tools' survey of the club's top prospects...Ornelas has batted .278 with 31 HR, 168 RBI, and 51 stolen bases over 378 games in his minor league career, seeing most of his action defensively as a shortstop...the Glendale, Ariz. native has spent his entire professional career in the Texas organization since being selected by the Rangers in the 3rd round of the 2018 MLB Draft out of Raymond S. Kellis High School.

**2022:** Was named a Texas Organization All-Star by MiLB.com after he batted .299 (157-525) with career-high 14 home runs, 64 RBI, and 14 stolen bases over 123 games with Double-A Frisco...his 157 hits led the Texas League by a wide margin (next: 141) and tied the Frisco franchise record for a single season, matching Joaquin Arias in 2005...closed the year by batting .355/.424/.434/.858 (27-76) with one HR and 13 RBI over 17 G in September, including 8-for-19 (.421) in 4 postseason contests during the RoughRiders' Texas League Championship run...went 7-for-10 (.700) in the Texas League Championship Series against Wichita...was recognized as the organization's Defender of the Year after he made 123 starts at SS (86), 3B (29), 2B (4), and CF (4)...led all TL players with 236 assists and posted a .973 fielding pct. (10 E/367 TC) at his primary position of shortstop...was named organization's Defender of the Month for both July and August...attended a player development seminar for a select group of top Texas prospects at Globe Life Field in January.

## CAREER RECORD

YEAR	CLUB	AVG	G	AB	R	H	TB	2B	3B	HR	RBI	SB	SH	SF	BB-I	SO	SB	CS	HP	GDP	OBP	SLG
2018	AZL Rangers—1	.302	48	172	34	52	79	10	4	3	28	0	4	25-0	4	15	5	2	2	.389	.459	
2019	Hickory	.257	113	413	61	106	154	24	3	6	38	1	7	42-1	103	13	4	9	5	.333	.373	
2020		DID NOT PLAY																				
2021	Hickory	.261	94	376	71	98	148	18	4	8	38	2	0	21-0	87	9	5	6	6	.310	.394	
2022	Frisco	.299	123	525	84	*157	223	20	2	14	64	2	2	45-4	121	14	6	6	5	.360	.425	
<b>MINOR TOTALS</b>		<b>.278</b>	<b>378</b>	<b>1486</b>	<b>250</b>	<b>413</b>	<b>604</b>	<b>72</b>	<b>13</b>	<b>31</b>	<b>168</b>	<b>5</b>	<b>13</b>	<b>133-5</b>	<b>352</b>	<b>51</b>	<b>20</b>	<b>23</b>	<b>18</b>	<b>.344</b>	<b>.407</b>	

\* Led league # Tied for league lead

1- Selected by Texas in the 3rd round of the 2018 June draft...signed by Levi Lacey.

**2021:** Batted .261 (98-376) with 8 HR and 38 RBI across 94 G with Hickory (A+)...ranked among High-A East leaders in runs (4th, 71) and hits (T9th, 98)...slashed .309/.356/.469/.825 (60-194) with 19 XBH (11 2B, 4 3B, 4 HR) over season's last 49 G (beg. 7/1)...**2020:** Did not see official game action after minor league season was canceled due to pandemic...participated in the Fall Developmental League, going 16-for-73 (.219) with 2 HR and 4 RBI...**2019:** Named a South Atlantic League mid-season All-Star after entering year as 9th-youngest player on circuit...led Hickory (A) in hits and doubles (tied w/ Curtis Terry)...made 105 starts at SS (60 GS), 2B (32 GS), LF (9 GS), and 3B (4 GS)...posted an above-average 108 wRC+ according to Fangraphs...entered the season as Texas' 15th-best prospect according to *Baseball America*...**2018:** Named the 10th-best prospect in the Arizona League by *Baseball America* in his professional debut...ranked among the AZL leaders in stolen bases (4th, 15), triples (T5th, 4), total bases (8th, 79), and OPS (11th, .848)...reached safely via hit or walk in 39 of 48 games played.

**PERSONAL/AMATEUR:** Jonathan Ornelas...batted .464 with 6 home runs and 31 RBI in 29 games as a senior at Raymond S. Kellis High School in Glendale, Ariz...also appeared in 10 games as a pitcher, totaled 22 extra base hits and scored 44 runs...was selected 5A co-Player of the Year by the Arizona Baseball Coaches Association and played for a Kellis squad that won the 5A state title in 2017...was ranked as the 2nd-best infield prospect in Arizona by *Baseball America* and had committed to play collegiately at the University of Tennessee...Ornelas is one of several Texas minor leaguers enrolled in the club's 'RangersU Powered by ACU' program, which allows players and coaches to earn academic credit by taking online courses taught by Abilene Christian University faculty and staff in both English and Spanish...spoke at press conference announcing the official launch of program on Jan. 27, 2023 at Globe Life Field.

FRONT OFFICE

COACHES

PLAYERS

2022 REVIEW

OPPONENTS

RECORDS

DEVELOPMENT

MEDIA

# GLENN OTTO



**R**  
BATS

**R**  
THROWS

**6'5"**  
HEIGHT

**235**  
WEIGHT

**27**  
OPENING DAY AGE

**BORN** March 11, 1996 in Spring, TX

**RESIDES** Houston, TX

**ACQUIRED** In a trade with New York-AL on July 29, 2021

**CONTRACT STATUS** Signed through 2023

**SERVICE TIME** 1.033 **OPTIONS USED** 0/3

FRONT OFFICE

COACHES

PLAYERS

2022 REVIEW

OPPONENTS

RECORDS

DEVELOPMENT

MEDIA

**CAREER:** 2023 will mark the 27-year-old right-hander's 2nd full season in the Major Leagues...the Houston native and Rice University product made 27 starts in 2022, tying for the A.L. lead in starts among rookies...earned first Major League victory in season debut on 4/22/2022 at OAK (5.0 IP, 2H, 1 R-ER, 1GG, 5 SO, 75 pitches/46 strikes)...made Major League debut on Aug. 27, 2021 vs. HOU (5.0 IP, 2 H, 0 R, 0 BB, 7 SO)...over parts of 5 minor league seasons, has recorded a 3.02 ERA, 1.183 WHIP figure, 11.8 strikeouts per 9 innings, and just 0.4 home runs per 9 innings spanning 48 games/39 starts and 197.0 innings...Otto was acquired in a trade with the New York Yankees on 7/29/21 along with INF's Josh Smith, Trevor Hauser, and Ezequiel Duran, in exchange for OF Joey Gallo, LHP Joely Rodríguez, and cash considerations...missed almost the entire 2018 campaign due to a blood clot in his right shoulder and a portion of 2019 with a rib cage injury...is just the fourth player in Washington/Texas franchise history with a palindrome last name (credit Elias Sports Bureau), joining Dick Nen (WAS), Toby Harrah, and Robb Nen.

**2022:** Went 7-10 with a 4.64 ERA (70 ER/135.2 IP) over a career-high 27 starts...marked the most starts by a Texas rookie since Yu Darvish in 2012 (29) and the most innings pitched by a Rangers rookie since Nick Martinez in 2014 (140.1)...just the 8th rookie in club history to make 27+ starts in a season...ranked among A.L. rookie leaders in starts (T1st), IP (2nd), wins (T3rd), and strikeouts (5th, 107)...led team in losses (10) and HR allowed (21)...went 3-3 with a 3.68 ERA (26 ER/63.2 IP) over 12 starts after the beg. of Aug., dropping his season ERA from 5.72 to 4.64...opponents batted .218/.297/.406/.703 (52-239) with 11 HR (1.55 HR/9) over that season-closing span, this after allowing a .252/.361/.398/.759 (67-266) slash line in his first 15 starts...his 8 quality starts were T3rd-most on club (23-Pérez, 10-Dunning, 8-Gray/Otto), 3rd-most among A.L. rookies (11-SEA's G. Kirby/MIN's J. Ryan, 8-Otto), and the most by a Texas rookie since Nick Martinez in 2014 (also 8)...earned 1st ML win in season debut on 4/22 at OAK (5.0 IP, 2 H, 1 R-ER, 1 BB, 5 SO, 75 pitches/46 strikes)...held LHB to a much lower BA/OPS (.201/.629) than RHB (.267/.827)...opponents batted .282 (35-124) w/ RISP and .339 (20-59) w/ RISP and 2 outs...opp. BA by PA: 1st (.216), 2nd (.259), 3rd (.229)...endured brief stint on the COVID-19 Related Injured List from 6/10-25, which included a minor league rehab outing with Round Rock (AAA)...opened the campaign with Round Rock and posted no record over 2 scoreless starts (7.0 SHO IP) before he was recalled by Texas on 4/22...in total, Otto was 0-1 with a 2.79 ERA (3 ER/9.2 IP) and 12 SO/3 BB across 3 starts with the Express, his only minor league action of the 2022 campaign.

**2021:** Acquired by Texas in a deal at the trade deadline, Otto made his ML debut with 6 games/starts for the Rangers after an impressive minor league showing...combined to go 9-4 with a 3.20 ERA (34 ER/95.2 IP), 12.6 SO/9, 2.3 BB/9, 0.6 HR/9, and 1.014 WHIP figure over 17 G/16 GS for Somerset (AA), Scranton/Wilkes-Barre (AAA), and Round Rock (AAA) before joining Texas...added to MLB roster on 8/27 and went 0-3, 9.26 with 1.714 WHIP in 6 G/GS...went 0-0, 1.86 (2 ER/9.2 IP) over his first 2 starts with a .171/.194/.200/.394 opp. slash...made start in ML debut on 8/27 vs. HOU (ND, 5.0 IP, 2 H, 0 R, 0 BB, 7 SO)...according to Stathead, became the 4th pitcher since 1913 (when ER became official) with 5.0+ IP, 2-or-fewer H, 0 R, 0 BB, and 7+ SO in his ML debut...the only other ML debut in Rangers history to feature 7+ SO in 5.0-or-fewer innings before Otto's effort: David Clyde on 6/27/73 vs. MIN...**2020:** Did not see action at the Yankees' Alternate Training Site in 2020 and remained unprotected in the Rule 5 Draft during his first year of eligibility...**2019:** Combined to go 3-3, 3.23 (22 ER/61.1 IP) with 36 BB/74 SO in 17 G/14 GS at 2 levels in NYY system, permitting just one HR all season...spent bulk of season with Tampa in his 1st High-A action...missed significant time on the IL for 2 separate injuries: 4/26-5/10 with a left ankle injury and 5/27-7/26 with a rib cage injury...pitched for Surprise in Arizona Fall League: 3-1, 1.88 (5 ER/24.0 IP), 0.958 WHIP...was teammates with A.J. Alexy and Nick Snyder on that squad...**2018:** Made 2 starts for Charleston (A) before going on IL 4/26 and eventually having surgery to remove a blood clot in his right shoulder...would miss the remainder of the year...**2017:** After signing, went 3-0, 1.35 (3 ER/20.0 IP) in his pro debut with GCL Yankees East/West and Staten Island in the NY Penn League...whiffed 30 of 77 BF.

**AMATEUR:** Attended Concordia Lutheran High School in Tomball, Tex., and Rice University in Houston...pitched 3 seasons for the Owls, going 18-6 with 17 saves and a 2.61 ERA (172.1 IP, 123 H, 68 R-50 ER, 87 BB, 222 SO) in 82 games/4 starts...left school T4th on the Owls' all-time saves list...Otto became the first Rice University product to make his ML debut with the Rangers since LHP Mario Ramos in 2003...was the 2017 Conference-USA Tournament MVP and a member of the 2016 All-Conference-USA First Team...pitched for the U.S. Collegiate National Team in 2016...selected by the Yankees in the 5th round of the 2017 MLB draft.

**PERSONAL:** Glenn David Otto...married to the former Gabrielle Stanton, who played basketball at Rice U...the Houston-area native was born in Spring, Texas...was raised as an Astros fan.

## CAREER RECORD

YEAR	CLUB	W-L	ERA	G	GS	CG	SHO	SV	IP	H	R	ER	HR	HB	BB-I	SO	WP	BK	AVG
2017	GCL Yankees East—1	0-0	0.00	1	1	0	0	0	2.0	1	0	0	0	0	0-0	3	0	0	.143
	GCL Yankees West	0-0	0.00	1	1	0	0	0	1.0	0	0	0	0	0	0-0	2	1	0	.000
	Staten Island	3-0	1.59	7	2	0	0	0	17.0	12	3	3	0	0	5-0	25	0	0	.194
2018	Charleston	1-1	3.48	2	2	0	0	0	10.1	8	5	4	1	0	7-0	8	1	0	.216
	Tampa	3-3	3.20	14	12	0	0	0	56.1	54	24	20	1	2	33-0	68	6	1	.258
2019	GCL Yankees West	0-0	2.25	2	1	0	0	0	4.0	1	1	1	0	0	3-0	5	1	0	.077
	GCL Yankees East	0-0	9.00	1	1	0	0	0	1.0	1	1	1	0	0	0-0	1	0	0	.250
2020									DID NOT PITCH										
2021	Somerset	6-3	3.17	11	10	0	0	0	65.1	46	23	23	6	2	14-0	103	4	0	.197
	Scranton/Wilkes-Barre	1-0	4.35	2	2	0	0	0	10.1	14	5	5	0	1	3-0	12	1	0	.311
	Round Rock	2-1	2.70	4	4	0	0	0	20.0	13	6	6	0	1	7-0	19	1	0	.188
	<b>Texas—2</b>	<b>0-3</b>	<b>9.26</b>	<b>6</b>	<b>6</b>	<b>0</b>	<b>0</b>	<b>0</b>	<b>23.1</b>	<b>32</b>	<b>24</b>	<b>24</b>	<b>2</b>	<b>2</b>	<b>8-0</b>	<b>28</b>	<b>1</b>	<b>0</b>	<b>.320</b>
	Round Rock	0-1	2.79	3	3	0	0	0	9.2	8	4	3	1	0	3-0	12	0	0	.216
2022	<b>Texas—3</b>	<b>7-10</b>	<b>4.64</b>	<b>27</b>	<b>27</b>	<b>0</b>	<b>0</b>	<b>0</b>	<b>135.2</b>	<b>119</b>	<b>74</b>	<b>70</b>	<b>21</b>	<b>13</b>	<b>62-0</b>	<b>107</b>	<b>5</b>	<b>0</b>	<b>.236</b>
<b>MAJOR TOTALS</b>		<b>7-13</b>	<b>5.32</b>	<b>33</b>	<b>33</b>	<b>0</b>	<b>0</b>	<b>0</b>	<b>159.0</b>	<b>151</b>	<b>98</b>	<b>94</b>	<b>23</b>	<b>15</b>	<b>70-0</b>	<b>135</b>	<b>6</b>	<b>0</b>	<b>.250</b>
<b>MINOR TOTALS</b>		<b>16-9</b>	<b>3.02</b>	<b>48</b>	<b>39</b>	<b>0</b>	<b>0</b>	<b>0</b>	<b>197.0</b>	<b>158</b>	<b>72</b>	<b>66</b>	<b>9</b>	<b>6</b>	<b>75-0</b>	<b>258</b>	<b>15</b>	<b>1</b>	<b>.220</b>

\* Led league # Tied for league lead

- 1- Selected by New York-AL in the 5th round of the 2017 June draft.
- 2- Acquired by Texas from New York-AL, along with INFs Ezequiel Duran, Trevor Hauver, and Josh Smith in exchange for OF Joey Gallo, LHP Joely Rodriguez, and cash considerations on July 29, 2021.
- 3- On COVID-19 Related Injured List from June 10-25, 2022...included rehab assignment with Round Rock, June 21-25.

## CAREER FIELDING

P	PCT	G	PO	A	E	TC	DP
<b>Totals</b>	<b>.909</b>	<b>33</b>	<b>10</b>	<b>10</b>	<b>2</b>	<b>22</b>	<b>0</b>

## CAREER HIGHS

**Innings: 6.0**, 8x, last Oct. 5, 2022 vs. NYY  
**Strikeouts: 8**, Sept. 1, 2022 at BOS  
**Walks: 6**, Aug. 15, 2022 vs. OAK  
**Winning Streak: 3**, May 25-June 4, 2022  
**Losing Streak: 6**, June 26-Aug. 5, 2022

FRONT OFFICE

COACHES

PLAYERS

2022 REVIEW


OPPONENTS

RECORDS

DEVELOPMENT

MEDIA

# FERNERY OZUNA



RHP #82

R BATS  
R THROWS  
5'8" HEIGHT  
170 WEIGHT  
27 OPENING DAY AGE

BORN Nov. 9, 1995 in San Cristóbal, Dominican Republic  
RESIDES San Cristóbal, Dominican Republic  
ACQUIRED Signed as a minor league free agent on May 8, 2018.  
CONTRACT STATUS Signed through 2023  
SERVICE TIME 0.000 OPTIONS USED 0/3

NON-ROSTER INVITEE

FRONT OFFICE

COACHES

PLAYERS

2022 REVIEW

OPPONENTS

RECORDS

DEVELOPMENT

MEDIA

**CAREER:** The 27-year-old has excelled on the mound during across his 4-year professional career with Texas and enters his 1st Spring Training in Major League camp...an infielder turned pitcher, Ozuna has compiled a career 4.80 ERA across his 3 seasons on the mound in the Texas organization...used a career-low 2.93 ERA in 1st half with Double-A Frisco to earn promotion to Triple-A Round Rock last season...has compiled a career 10.1 strikeouts per 9.0 innings including a career-high 73 K's across the 2 levels...tabbed as having the "Best Changeup" in the Texas farmhands entering the 2023 season according to *Baseball America*...hit .252 in 6 seasons as a batter before making the transition to a full-time pitcher in 2019...signed as an undrafted free agent position player with Arizona in 2012, before joining Texas as a pitcher prior to the 2018 campaign.

**2022:** Began season with Frisco, appearing in 35 G while going 5-0 with 50 K and adding a career-high 9 SV...used a strong June to earn a promotion to Round Rock posting a 1.86 ERA (2 ER/9.2 IP) while only surrendering 3 H...finished the season unbeaten with a 6-0 record and a 4.91 ERA (34 ER/62.1 IP) across the two farmhands...held LHB to a .232 BA compared to RHB who hit .271.

**2021:** Went 5-3 with a 5.32 ERA (27 ER/45.2 IP) over 32 relief appearances with Frisco in his 1st full season as a pitcher...registered a 10.1 strikeouts per 9.0 innings figure, but allowed 11 HR, 2nd-most on club (15-Henriquez)...first 24 G: 4-1,

3.71 ERA (14 ER/34.0 IP), .200 opp. BA...last 8 G: 1-2, 10.03 ERA (13 ER/11.2 IP), .360 opp. BA...**2020:** Was a member of Texas' minor league camp during spring training and returned home to the Dominican Republic when camp was shut down in March...remained on a throwing program before returning to Arizona to participate in the Fall Developmental League...logged 9.0 innings during the fall league, allowing just 2 runs, one hit, and 3 walks while striking out more than half (16 of 31) of the batters he faced...**2019:** Missed entire season after undergoing 'Tommy John' ligament transplant surgery on 8/6/18...**2018:** Released by ARI on 3/26 and signed by Texas on 5/8...made 7 mound appearances in the DSL, his 1st career action as a pitcher following 5 seasons as an infielder...**2017:** Combined to bat .230 (80-348) with a career-high 8 HR and 45 RBI in 100 G with Visalia and Kane County...played 3 G for Lacey in the Dominican Winter League...**2016:** Spent entire season with Kane County, leading the Cougars in HR (7) and 3B (5)...**2015:** Batted .219 (73-334) with 4 HR and 32 RBI over 87 G with Kane County and Hillsboro...stole a career-best 20 bases...**2014:** Ranked among Missoula club leaders in runs (1st, 54) and hits (2nd, 80)...**2013:** Combined to bat .308 (61-198) with 2 HR and 24 RBI over 50 G with the AZL D-backs and DSL D-backs in his 1st professional season.

**PERSONAL/AMATEUR:** Fernery Ozuna...originally signed by Arizona as a non-drafted free agent on 7/2/12.

## CAREER PITCHING RECORD

YEAR	CLUB	W-L	ERA	G	GS	CG	SHO	SV	IP	H	R	ER	HR	HB	BB-I	SO	WP	BK	AVG
2018	DSL Rangers1-2	0-0	2.25	7	0	0	0	0	12.0	10	4	3	0	0	2-0	10	3	0	.222
2019									INJURED - DID NOT PITCH										
2020									DID NOT PITCH										
2021	Frisco	5-3	5.32	32	0	0	0	3	45.2	42	33	27	11	8	17-0	51	2	1	.247
2022	Frisco	5-0	2.93	35	0	0	0	9	43.0	36	17	14	4	4	9-0	50	3	0	.220
	Round Rock	1-0	9.31	13	0	0	0	0	19.1	25	20	20	2	3	13-0	23	1	0	.333
<b>MINOR TOTALS</b>		<b>11-3</b>	<b>4.8</b>	<b>87</b>	<b>0</b>	<b>0</b>	<b>0</b>	<b>12</b>	<b>120.0</b>	<b>113</b>	<b>74</b>	<b>64</b>	<b>17</b>	<b>15</b>	<b>41-0</b>	<b>134</b>	<b>9</b>	<b>1</b>	<b>.249</b>

\* Led league # Tied for league lead

## CAREER BATTING RECORD


YEAR	CLUB	AVG	G	AB	R	H	TB	2B	3B	HR	RBI	SH	SF	BB-I	SO	SB	CS	HP	GDP	OBP	SLG
2013	AZL D-backs-1	.351	10	37	6	13	17	2	1	0	9	0	1	1-0	7	1	0	1	0	.375	.459
	DSL D-backs	.298	40	161	36	48	67	9	2	2	15	0	1	11-0	36	12	8	8	0	.370	.416
2014	Nissoula	.264	73	303	54	80	119	14	2	7	28	2	4	19-0	55	4	3	1	3	.306	.393
2015	Kane County	.188	35	133	14	25	40	6	3	1	12	2	0	4-0	34	4	2	0	4	.212	.301
	Hillsboro	.239	52	201	23	48	77	12	4	3	20	1	4	12-0	41	16	2	0	2	.276	.383
2016	Kane County	.263	86	316	35	83	131	17	5	7	28	5	0	15-1	71	17	7	3	5	.302	.415
2017	Visalia	.217	70	258	36	56	90	12	2	6	29	0	1	16-0	76	6	1	2	7	.267	.349
	Kane County	.267	30	90	13	24	36	4	1	2	16	3	1	8-0	32	3	3	2	3	.337	.400
<b>MINOR TOTALS</b>		<b>.252</b>	<b>396</b>	<b>1499</b>	<b>217</b>	<b>377</b>	<b>577</b>	<b>76</b>	<b>20</b>	<b>28</b>	<b>157</b>	<b>13</b>	<b>12</b>	<b>86-1</b>	<b>352</b>	<b>63</b>	<b>26</b>	<b>17</b>	<b>24</b>	<b>.297</b>	<b>.385</b>

\* Led league # Tied for league lead

1- Signed by Arizona as a minor league free agent on July 2, 2012...signed by Luis Baez/Junior Noboa (ARI).

2- Signed by Texas as a minor league free agent on May 8, 2018.





LHP #54

# MARTÍN PÉREZ

L BATS L THROWS  
6'0" HEIGHT 200 WEIGHT  
32 OPENING DAY AGE

BORN April 4, 1991 in Guanare, Venezuela  
RESIDES Dallas, TX  
ACQUIRED Signed as a free agent on March 14, 2022  
CONTRACT STATUS Signed through 2023  
SERVICE TIME 10.038 OPTIONS USED 2/3

FRONT OFFICE

COACHES

PLAYERS

2022 REVIEW

OPPONENTS

RECORDS

DEVELOPMENT

MEDIA

**CAREER:** The veteran left-hander is coming off his finest MLB season in 2022, as he produced career bests in ERA (2.89), strikeouts (169), and WHIP (1.258) while being selected to the All-Star Game for the first time...just 3rd MLB pitcher since 2013 to post first career qualifying sub-3.00 ERA in his 11th-or-later MLB season, joining Jose Quintana (2.93 in 2022) and John Lackey (2.77 in 2015) – credit Elias Sports Bureau...after returning to the Rangers on a one-year free agent deal for 2022, he elected to stay with Texas in 2023 on a one-year deal after accepting the club's qualifying offer in November...Pérez spent the first 11 seasons of his professional career with Texas from 2008-18, and has now been with the organization for 12 of his 15 years as a pro...left the club for three years for brief stints with Minnesota (2019) and Boston (2020-21)...Pérez has a 55-57 record with a 4.28 ERA over 173 games/160 starts in his Rangers career, ranking among all-time Texas leaders in starts (7th), wins (T11th), and strikeouts (13th, 631)...last season marked his fifth career 10-win season, four of which have come with Texas, including a career-high 13 victories in 2017...since 2016, his first full campaign after returning from 'Tommy John' surgery, Perez has the 2nd-most starts (175) and innings (1023.2) of any pitcher in the American League...saw two seasons cut short in 2014-15 following 'Tommy John' ligament reconstruction surgery on his left elbow on 5/19/14, and also missed time in 2018 after suffering a broken right (non-throwing) elbow that continued to be problematic.

**WORLD BASEBALL CLASSIC:** As of February 15, Pérez was on the 30-man roster for Venezuela for the 2023 World Baseball Classic...would be his 2nd WBC appearance (2017).

**2022:** Selected to the MLB All-Star Game for the first time, Pérez produced a career year in his return to the Rangers...ranked among A.L. leaders in groundball pct. (2nd, 51.6%), HR/9 (2nd, 0.50), starts (T3rd, 32), quality starts (T3rd, 23), innings (5th, 196.1), opp. SLG (7th, .336), ERA (8th, 2.89), opp. OPS (9th, .646), opp. BA (11th, .241), H/9 (11th, 8.16)...posted career bests in ERA, WHIP (1.258), strikeouts, and SO/9 (7.75), while recording his 2nd-most wins (12) and innings in a season...TEX was 20-12 in his 32 starts, as his starts accounted for 29.4% of club's wins in 2022 (20 of 68).

## LOWEST QUALIFYING ERA'S IN A SEASON, RANGERS HISTORY

ERA	Pitcher	Season
2.17	Mike Paul	1972
2.27	Jon Matlack	1978
2.42	Rick Honeycutt	1983
2.72	Bert Blyleven	1977
2.76	Bert Blyleven	1976
2.82	Fergie Jenkins	1974
2.83	Yu Darvish	2013
<b>2.89</b>	<b>Martín Pérez</b>	<b>2022</b>
2.90	Dock Ellis	1977
2.91	Nolan Ryan	1991

## FEWEST HR/9 IN A SEASON, RANGERS HISTORY

HR/9	Pitcher	Season
0.37	Kevin Brown	1992
0.44	C.J. Wilson	2010
0.47	Kevin Brown	1989
0.49	Bobby Witt	1990
<b>0.50</b>	<b>Martín Pérez</b>	<b>2022</b>

**HOW LOW CAN YOU GO?:** His 2.89 ERA was the 8th-lowest qualifying figure in Rangers history (1972-2022), 2nd-lowest in the last 39 seasons (beg. 1984) to only Yu Darvish's 2.83 ERA in 2013...finished among A.L. pitching WAR leaders in measurements by baseball-reference (5th, 5.0), STATS LLC (7th, 4.2), and FanGraphs (8th, 3.8)...his 12 wins were most by a Ranger since 2019 (16-Lance Lynn, 14-Mike Minor) and his 22 quality starts were most for Texas since 2016 (22-Cole Hamels).

**GOOD COMPANY:** Over 8 starts from 4/23-5/31, Pérez went undefeated with 6.0+ in each outing while allowing no HR and one-or-zero ER in each game...according to STATS LLC, the only other pitchers to compile those statistics over an 8-start span since stat became an official statistic in 1913 are Hall of Famers Walter Johnson (1913-14) and Bob Gibson (1968).

**MY MAY MAN:** Was voted American League Pitcher of the Month for May, his 1st career monthly award and 1st Ranger to receive it since Matt Harrison in June 2012...went 4-0, 0.64 ERA (3 ER/42.1 IP) in 6 starts in May (TEX went 6-0)...it was the 2nd-lowest ERA in club history for any month by a Texas pitcher with 5+ starts (Yovani Gallardo, 0.54 in June 2015)...posted his 4th career CG and 3rd career CG SHO on 5/20 at HOU, 1st CG SHO by a Ranger since Kyle Gibson on 9/16/20 at HOU...retired final 16 BF to end outing on 5/31 vs. TB after being struck in right leg by a line drive in the 2nd inn.

**WIN STREAK:** Over 15 starts from 5/10-7/29, produced a career-best streak of 9 straight winning decisions, T4th-longest win streak in Rangers history (12-Cole Hamels, 2015-16; 12-Bobby Witt, 1990; 11-Fergie Jenkins, 1978-79; 9-Pérez, 2022; 9-Kenny Rogers, 2005), T2nd-longest single-season streak, and T2nd-longest by a left-hander...from 4/23-8/3, had streak of 19 consecutive starts without taking a loss, which is tied for longest run in Washington/Texas franchise history (also Hamels in 2015-16), as Pérez owns longest single-season unbeaten streak ever by a Texas starter...the 9-G win streak was T2nd-longest in the A.L. and T4th-longest in MLB in 2022.

**DAY-BY-DAY:** Was 4-2, 1.42 (10 ER/63.1 IP) over 1st 10 G/GS thru 5/31, with that ERA accounting for his lowest figure all year...career-best 9 straight quality starts from 4/23-6/5 tied the longest streak in Rangers history (7th pitcher/9th instance)...had 4.91 ERA (20 ER/36.2 IP) over 6 GS from 6/11-

7/9, raising season ERA from 1.56 to 2.72, although he had 3 quality starts and went 3-0 in that span...beginning 7/9, his season ERA would hover between 2.47 and 2.93 the rest of the way...ended the year with 30 straight starts with at least 5.0 IP (beg. 4/23/22), the longest such streak of his career, longest by a Ranger since Lance Lynn in 2019-20 (41, 4/28/19-9/24/20) and longest streak ever by a left-handed TEX starter.

**NO LONG BALLS:** His 0.50 HR/9 is the 5th-lowest qualifying mark in TEX history, no HR allowed in final 8 GS/53.1 IP to end the year...HR allowed on 6/5 vs. SEA (Eugenio Suárez in the 4th), snapped homerless streaks overall (69.1 IP) and to open the season (66.1 IP)...the career-best 69.1-IP run had been the longest active streak in MLB, and the 66.1-IP streak to begin 2022 was the 3rd-longest season-opening HR-less streak in Rangers history behind Mike Paul in 1972 (100.2 IP) and Francisco Cordero in 2004 (70.0 IP).

**NOTES:** Tossed a perfect 5th inning in 2022 MLB All-Star Game (McNeill/Acuña Jr./Soto) on 7/17 at Dodger Stadium...retired 18 straight Astros to open game on 4/28 vs. HOU, 1st Texas pitcher to retire at least first 18 batters faced in a start since Mike Minor on 6/27/18 vs. SD (6.1 perfect IP)...had most winless quality starts in MLB in 2022 (13), tying club record in that category (also Nolan Ryan in 1992 and Kevin Brown in 1991)...his 51.6% GB pct. was 10th-lowest in a full qualifying season in TEX history...ranked among A.L. leaders in GIDP (T2nd, 20) and GIDP/9 (2nd, 0.92)...was given qualifying offer for 2023 season on 11/10, and offer was accepted on 11/15, ensuring his return.

**WAY BACK TEXAS:** With the Rangers, Perez has gone 55-57 with a 4.28 ERA (455 ER/957.2 IP) in 173 games/160 starts, ranking among all-time club leaders in starts (7th), innings (10th), and wins (T11th)...among Texas left-handers all-time, the 2013 Rangers Rookie of the Year ranks in starts (2nd), innings (3rd), and wins (4th)...is also 4th all-time in opponent GIDP's induced (142), and owns 2 highest single-season marks in club history (36 in 2016, 32 in 2017)...originally signed by Texas in July 2007 at 16 years old, the Venezuela native made his MLB debut with the Rangers in 2012 at the age of 21, and was rated as one of the organization's top five prospects by *Baseball America* in five straight seasons from 2009-13.

**POSTSEASON:** Pitched in relief 4 times in BOS' 2021 6-G ALCS loss against Houston (3.0 IP, 5 R-4 ER), finishing 3 of Sox' 4 defeats in the series...marks his only postseason action other than a start in 2015 ALDS Game 3 vs. TOR, taking loss in 5-1 Texas defeat (5.0 IP, 6 H, 4 R-ER) in matchup with Marco Estrada.

**2021:** Finished 7-8, 4.74 (60 ER/114.0 IP) over 36 G/22 GS in his 2nd and final season in Boston...the Red Sox' 5th starter to open the year, he pitched his regular turn in the rotation through early August, when he was moved to the bullpen...had the best SO/9 (7.7) and SO/BB (2.69) figures of his career...missed 14 games on the COVID-19 Related Injured List from 8/30-9/13...Red Sox declined club option for 2022 on 11/7/21...allowed only one HR to his 104 LHB faced (former teammate Rougned Odor on 7/25 vs. NYY)...in 2 years with the Red Sox, had a 5.58 ERA (57 ER/92.0 IP) and .871 opp. OPS at Fenway, along with 3.64 ERA (34 ER/84.0 IP) and .732 opp. OPS in road games...made his 6th Opening Day roster (2014-16-17-19-20-21)...**2020:** Made his Red Sox debut and led the club in starts (12) and innings (62.0 IP) in the abbreviated season...allowed 10 ER in his first and last starts combined, but in his other 10 outings he posted a

3.57 ERA (21 ER/53.0 IP) with a .211 opp. BA...made 3 winless starts in which he went 6.0+ IP while allowing one-or-zero runs, tied for most in MLB...**2019:** Had 32 G/29 GS in his first season outside the Texas organization, opening the year with 3 relief outings before finishing with 29 straight starts for the Twins...was 4-1, 4.03 (20 ER/44.2 IP) in 8 GS vs. A.L. East clubs...gave up just one HR to 148 LHB faced...allowed an average exit velocity of 85.4 mph, according to Statcast, 20th-lowest in MLB among the 436 pitchers with 100+ batted balls...went 6-1, 2.17 over 1st 8 starts from 4/15-23...**2018:** Missed 2 1/2 months due to issues stemming from an offseason injury, and ended up posting career highs in ERA (6.22) and WHIP (1.781) despite a successful late-season bullpen stint...underwent arthroscopic surgery on 12/18/17 to repair a broken right radial head in his right (non-throwing) elbow...sustained the injury in an accident at his ranch in his native Venezuela on 12/11/17...**2017:** Led staff in wins (career-high 13), starts (32), and innings (185.0)...won 7 consecutive starts (zero no decisions) from 8/9-9/8, T2nd-longest streak by a Texas starter in team history and longest since Kenny Rogers in 2005 (club-record 8)...on 10-day IL 6/23-7/2 with a fracture/laceration at the tip of his right thumb...pitched for Team Venezuela in the 2017 World Baseball Classic (0-1, 7.50, 5 ER/6.0 IP) won by the United States...**2016:** Made team-high 33 starts in his 1st full season in Majors with Texas...career-high 198.2 IP...set a club record with a ML-high 36 GIDP...6-game win streak from 5/24-6/26...joined Jurickson Profar as the only Rangers on club's 2016 ALDS roster to not appear against the Blue Jays that year...**2015:** Returned from left elbow surgery and went 3-6, 4.46 (39 ER/78.2 IP) in 14 starts after the All-Star break...logged 8 quality starts from 8/1 through end of season to match Cole Hamels for the club lead...a Steve Pearce long ball on 8/29 vs. BAL ended a 40.1-inning homerless streak...**2014:** Went 4-3 with a 4.38 ERA (25 ER/51.1 IP) over 8 starts with Texas before elbow surgery...went 4-0, 1.42 (6 ER/38.0 IP) over 1st 5 starts, then 0-3, 12.83 (19 ER/13.1 IP) in last 3 outings ahead of season-ending surgery...career-best 46.0-inning homerless streak from 9/30/13-5/5/14...selected Rangers April Player of the Month...had 26.0 scoreless innings April 13-18-23, longest by an A.L. starter in 2014, T2nd-longest in MLB...**2013:** Had 20 G/GS over 2 stints with Texas: 5/27 and 6/22-end of season...ranked among A.L. rookie leaders in wins (T1st), ERA (2nd), starts (3rd), innings (3rd), quality starts (3rd, 11), strikeouts (4th, 84), and opp. avg. (4th, .267)...was called on to start club's game no. 163, and took the loss in the Wild Card tiebreaker against Tampa Bay...on DL 3/22-5/11 with a fractured ulna bone in his left forearm (hit by Brad Miller line drive on 3/3 vs. SEA in Surprise)...named A.L. Rookie of the Month for August, 1st-ever 5-win month by a Texas rookie...allowed HR to Josh Hamilton on 7/31 vs. LAA, first career HR to a lefty batter (0 HR to first 123 LH batters faced)...signed a four-year contract through 2017 with club options for 2018, 2019, and 2020 on 11/7/13...**2012:** Recalled to Texas on 6/26 and appeared in 12 G/6 GS across 3 stints with the club (6/26-7/17, 7/23-31, 9/1-end of season)...was the 3rd-youngest pitcher to earn a win at the ML level in 2012...pitched in relief in ML debut on 6/27 vs. DET (0.2 IP, 4 R-ER)...earned win in next outing, 1st ML start, 6/30 vs. OAK (5.1 IP, 6 H, 2 R-ER)...became the 5th-youngest Ranger (21 years, 87 days) ever to win a start for Texas, youngest since Ed Correa (21.059) on 6/27/87 vs. MIN-G1...**2011:** Combined to go 8-6 with a 4.33 ERA (66 ER/137.1 IP) in 27 G/26 GS between Frisco and Round Rock...tossed 2nd perfect game in RoughRiders history on 4/19 at Arkansas, retiring all 15 batters in rain-shortened contest...earned win for South Division in the Texas League All-Star

Game (1.0 IP)...appeared in the All-Star Futures Game at Chase Field on 7/10...**2010**: Spent entire season with Frisco... on DL 6/1-12 with a cracked nail on the middle finger of his left hand...on DL 8/7-21 with back strain...rated Rangers' top prospect by Baseball America prior to the season...**2009**: Spent majority of campaign in Hickory (Low-A) before promotion to Frisco for season's final 4 weeks...named Rangers Nolan Ryan Minor League Pitcher of the Year after combining to go 6-8, 2.90 (37 ER/114.2 IP) with one save and 119 strikeouts in 27 G/19 GS...selected to the SAL League All-Star Game...earned Rangers' Minors Pitcher of Month honors in July...**2008**: Spent first professional season in rotation at Spokane (Short-A)...rated by *Baseball America* as 2nd-best prospect in the NWL and 5th-best prospect in Texas system...earned first pro win on 8/25 at Tri-City with 5.0 SHO IP.

**PERSONAL/COMMUNITY**: Martín Jimenez Pérez...married Maria Gabriela Guevara on 12/17/22...has one daughter, Malena Kate (6/2/16), and son, Martín Jr. (6/19/19)...was part of Rangers 2014 Hispanic Caravan, visiting the Joseph J. Rhoads and Charles Rice Learning Centers in Dallas as well as attending a grant presentation at the Oak Cliff YMCA...also took part in the 2015 Texas Rangers Winter Caravan...has made donations to the Texas Rangers Baseball Foundation in 2014-15-16 and helped fund the RBI program in Fort Worth...also contributed to the Venezuelan RBI team and the Robinson Chirinos Foundation...has donated funds to Sun Risas, Team Tourette and I Love Venezuela, and made a contribution to underwrite a bullpen at the Texas Rangers MLB Urban Youth Academy in West Dallas...participated in Rangers Fan Fest in January...hobbies include singing...favorite player growing up was Johan Santana.

## CAREER RECORD

YEAR	CLUB	W-L	ERA	G	GS	CG	SHO	SV	IP	H	R	ER	HR	HB	BB-I	SO	WP	BK	AVG
2008	Spokane—1	1-2	3.65	15	15	0	0	0	61.2	66	32	25	3	2	28-0	53	4	2	.274
2009	Hickory	5-5	2.31	22	14	0	0	1	93.2	82	35	24	3	1	33-0	105	5	5	.236
2009	Frisco	1-3	5.57	5	5	0	0	0	21.0	29	16	13	2	0	5-0	14	1	0	.326
2010	Frisco	5-8	5.96	24	23	0	0	0	99.2	117	73	66	12	0	50-1	101	6	2	.290
2011	Frisco	4-2	3.16	17	16	1	1	0	88.1	80	35	31	6	1	36-0	83	4	2	.245
	Round Rock	4-4	6.43	10	10	0	0	0	49.0	72	38	35	4	0	20-0	37	6	4	.343
2012	Round Rock	7-6	4.25	22	21	2	0	0	127.0	122	70	60	10	4	56-0	69	3	0	.258
	Texas	1-4	5.45	12	6	0	0	0	38.0	47	26	23	3	2	15-1	25	5	2	.297
2013	Frisco	0-1	11.05	2	2	0	0	0	7.1	14	9	9	1	0	2-1	2	1	0	.400
	Round Rock	5-1	1.75	6	6	0	0	0	36.0	29	8	7	1	2	8-0	28	3	0	.225
	Texas—2	10-6	3.62	20	20	1	0	0	124.1	129	55	50	15	3	37-0	84	9	2	.267
2014	Texas—3	4-3	4.38	8	8	2	2	0	51.1	50	25	3	1	0	19-1	35	1	0	.269
2015	Frisco	0-0	3.18	2	2	0	0	0	5.2	7	2	2	1	0	1-0	8	0	0	.292
	Round Rock	0-1	4.95	4	4	0	0	0	20.0	27	11	11	2	0	2-0	17	1	0	.333
	Texas—4	3-6	4.66	14	14	0	0	0	78.2	88	45	39	3	2	24-1	48	1	0	.285
2016	Texas	10-11	4.39	33	33	0	0	0	198.2	205	110	97	18	4	76-0	103	3	2	.270
2017	Texas—5	13-12	4.82	32	32	0	0	0	185.0	221	108	99	23	6	63-3	115	4	0	.301
2018	Texas—6,7	2-7	6.22	22	15	0	0	0	85.1	116	68	59	16	2	36-1	52	3	1	.329
	Hickory	0-0	0.00	1	1	0	0	0	5.0	2	0	0	0	0	0-0	9	0	0	.118
	Frisco	1-0	0.00	1	1	0	0	0	6.0	2	0	0	0	0	3-0	4	0	0	.095
	Round Rock	1-0	1.42	1	1	0	0	0	6.1	6	1	1	1	0	0-0	6	0	0	.250
2019	Minnesota—8	10-7	5.12	32	29	0	0	0	165.1	184	104	94	23	3	67-1	135	3	1	.279
2020	Boston—9,10	3-5	4.50	12	12	0	0	0	62.0	55	33	31	8	3	28-0	46	2	0	.240
2021	Boston—11,12	7-8	4.74	36	22	0	0	0	114.0	136	71	60	19	9	36-2	97	2	1	.296
	Worcester	1-0	0.00	1	0	0	0	0	1.0	1	0	0	0	0	0-0	1	0	0	.250
2022	Texas—13,14	12-8	2.89	32	32	1	1	0	196.1	178	70	63	11	6	69-0	169	6	2	.241
<b>MAJOR TOTALS</b>		75-77	4.43	253	223	4	3	0	1299.0	1409	715	640	142	41	470-10	909	39	11	.278
<b>MINOR TOTALS</b>		35-33	4.07	133	121	3	1	1	627.2	656	330	284	46	10	244-2	537	34	15	.270

\* Led league # Tied for league lead

- 1- Signed by Texas as a non-drafted free agent on July 2, 2007...signed by Rafic Saab, Manny Batista, and Don Welke.
- 2- On injured list, March 22-May 11, 2013, with broken left wrist...included rehab assignment with Frisco, May 6-12.
- 3- On injured list, May 11, 2014-end of season, with left elbow UCL tear.
- 4- On injured list, March 11-July 16, 2015, following left elbow surgery...included rehab assignments with Frisco, June 10-11 and June 22-26, and Round Rock, June 27-July 16.
- 5- On injured list, June 24-July 2, 2017, with fractured right thumb.
- 6- On disabled list, March 26-April 4, 2018, while recovering from right elbow surgery.
- 7- On disabled list, April 30-July 13, 2018, with right elbow discomfort...included rehab assignments with Hickory, June 25-29, Frisco, June 30-July 4, and Round Rock, July 5-13.
- 8- Signed by Minnesota as a free agent on Jan 31, 2019.
- 9- Signed by Boston as a free agent on Dec. 18, 2019.
- 10- Elected free agency on Nov. 1, 2020.
- 11- Signed by Boston as a free agent on Feb. 12, 2021.
- 12- On COVID-19 related injured list, Aug. 30-Sept. 13, 2021...included rehab assignment with Worcester, Sept. 12-13.
- 13- Signed by Texas as a free agent on March 14, 2022.
- 14- Tendered qualifying offer by Texas...accepted on Nov. 15, 2022.

## POSTSEASON RECORD

SERIES	CLUB	W-L	ERA	G	GS	CG	SHO	SV	IP	H	R	ER	HR	HB	BB-I	SO	WP	BK	AVG
2015 ALDS	TEX vs. TOR	0-1	7.20	1	1	0	0	0	5.0	6	4	4	0	0	3-1	2	0	0	.353
2016 ALDS	TEX vs. TOR								DID NOT PITCH										
2021 ALWC	BOS vs. NYY								DID NOT PITCH										
2021 ALWC	BOS vs. TB								DID NOT PITCH										
2021 ALCS	BOS vs. HOU	0-0	12.00	4	0	0	0	0	3.0	6	5	4	0	0	4-2	0	0	0	.462
<b>POSTSEASON TOTALS</b>		0-1	9.00	5	1	0	0	0	8.0	12	9	8	0	0	7-3	2	0	0	.400

## ALL-STAR GAME RECORD

YEAR	LEAGUE/HOST	W-L	ERA	G	GS	CG	SHO	SV	IP	H	R	ER	HR	HB	BB-I	SO	WP	BK	AVG
2022	AL, Los Angeles-NL	0-0	0.00	1	0	0	0	0	1.0	0	0	0	0	0	0-0	0	0	0	.000

## WORLD BASEBALL CLASSIC RECORD

SERIES	TEAM	W-L	ERA	G	GS	CG	SHO	SV	IP	H	R	ER	HR	HB	BB-I	SO	WP	BK	AVG
2017	Venezuela	0-1	7.50	2	2	0	0	0	6.0	10	6	5	1	0	2-1	6	0	0	.345

## CAREER FIELDING

P	PCT	G	PO	A	E	TC	DP
Totals	.954	253	45	141	9	195	11

## CAREER HIGHS

**Innings:** 9.0, 4x, last May 20, 2022 at HOU  
**Strikeouts:** 9, 3x, last Aug. 3, 2022 vs. BAL  
**Walks:** 6, Sept. 8, 2020 at PHI  
**Winning Streak:** 9, May 10-June 29, 2022  
**Losing Streak:** 6, July 10, 2021-April 17, 2022

FRONT OFFICE

COACHES

PLAYERS

2022 REVIEW

OPPONENTS

RECORDS

DEVELOPMENT

MEDIA



PÉREZ TOSSED HIS 4TH CAREER COMPLETE GAME AND 3RD CAREER COMPLETE GAME SHUTOUT IN TEXAS' 3-0 WIN ON MAY 20, 2022 AT HOU



LHP #50

# COLE RAGANS

L BATS L THROWS  
6'4" HEIGHT 190 WEIGHT  
25 OPENING DAY AGE

BORN Dec. 12, 1997 in Crawfordville, FL  
RESIDES Tallahassee, FL  
ACQUIRED Selected in the 1st round (30th overall) of the 2016 June draft  
CONTRACT STATUS Signed through 2023  
SERVICE TIME 0.063 OPTIONS USED 0/3

FRONT OFFICE

COACHES

PLAYERS

2022 REVIEW

OPPONENTS

RECORDS

DEVELOPMENT

MEDIA

**CAREER:** The 25-year-old Ragans is seeking a return to the big leagues after making his Major League debut over 9 starts with Texas late last season...endured a pair of Injured List stints due to a left calf strain in 2022, but is expected to be fully healthy for the start of spring camp...overcame 'Tommy John' surgeries in 2018 and 2019, as well as missing the 2020 season due to the COVID-19 pandemic, to earn the organization's Nolan Ryan Minor League Pitcher of the Year award in 2022...a 1st round selection (30th overall) by the Rangers in 2016, Ragans has combined to go 15-10 with a 3.67 ERA (98 ER/240.1 IP) and 296 strikeouts over 54 games/50 starts in the minors...his career 11.08 strikeouts per 9.0 innings figure is the highest among Texas minor league starters over the last 7 seasons (min. 50 starts)...the Tallahassee, Fla. native prepped at North Florida Christian High School and was committed to pitch collegiately at Florida State University before turning pro.

**INJURIES:** Ragans has undergone two 'Tommy John' ligament transplant surgeries since he was drafted in 2016...missed back-to-back seasons (2018-19) due to the procedures, both of which were performed by Dr. Keith Meister: 3/28/18 and 5/15/19...nearly completed recovery from the first surgery when he began experiencing elbow discomfort after starting a throwing program in early 2019...was examined by Meister and underwent an MRI that was reviewed by Dr. James Andrews...both doctors concurred that Ragans had suffered another torn UCL that would require an additional surgery...it marked the first time that a Rangers player has required a second 'Tommy John' procedure during the rehab process.

**MAJORS IN 2022:** Went 0-3 with a 4.95 ERA (22 ER/40.0 IP) over 9 starts in his Major League debut after his contract was selected from Round Rock (AAA) on 8/4...endured two stints on the 15-day Injured List due to a left calf strain: 8/26-9/6 and 10/3-end of season...took no decision in his ML debut on 8/4 vs. CWS (5.0 IP, 3 H, 1 R-0 ER, 4 BB, 3 SO, 93 pitches/55 strikes), a 3-2 Texas win...became just the 10th pitcher (and 2nd left-hander) in club history to log 5.0+ IP without allowing an earned run in a ML debut, 1st since A.J. Alexy on 8/30/21 (W, 5.0 IP, 1 H, 0 R)...permitted 3-or-fewer ER in 7 of 9 GS, but ERA was ballooned by outings on 8/11 at HOU (4.1 IP, 5 R-ER) and 9/13 vs. OAK (4.0 IP, 7 R-ER)...closed season by issuing a total of 3 walks over his last 4 starts (18.2 IP), this after recording more walks (13) than strikeouts (12) in his first 5 career starts...opponents batted .272/.339/.456/.795 (43-158) with 6 home runs, incl. .222 (6-27) opp. BA vs. LHB and .282 opp. BA (37-131) vs. RHB...posted a 6.08 strikeouts per 9.0 innings mark, recording career-high 5 K's in consecutive starts on 9/13 vs. OAK/9/20 vs. LAA.

**MINORS IN 2022:** Earned organization's Nolan Ryan Minor League Pitcher of the Year award after he combined for an 8-5 record, 3.04 ERA (32 ER/94.2 IP), 10.7 strikeouts per 9.0 innings figure

over 18 starts for Frisco (AA) and Round Rock (AAA)...opened season at Frisco, going 5-3, 2.81 (16 ER/51.1 IP) in 10 G/GS...was selected Rangers April Minor League Pitcher of the Month after posting a 2.13 ERA (3 ER/12.2 IP) with 17 SO over 3 starts at Frisco...did not allow more than 3 ER in any of final 6 starts at Frisco from 5/8-6/8: 4-2, 2.70 (10 ER/33.1 IP), 3 HR, 12 BB/43 SO, .197 opp. BA...entered 2022 as Texas' no. 24 prospect according to *Baseball America*.

**2021:** Returned to action for the first time since 2017 after missing seasons due to injury (2018-19) and the pandemic (2020)...combined to go 4-3 with a 4.35 ERA (39 ER/80.2 IP) in 19 G/17 GS for Frisco (AA) and Hickory (A+)...owned reverse splits, with RHB at .222 and LHB at .293...began the season with Hickory and was promoted to Frisco in July after representing Texas at the SiriusXM All-Star Futures Game on 7/11 at Coors Field in Denver (0.1 IP, 1 H, 3 R-2 ER, 1 BB, 1 SO, 1 HR)...**2020:** Did not see official game action after minor league season was canceled due to pandemic...returned from injury to pitch in the Fall Developmental League (13.0 IP, 8 H, 5 R, 8 BB, 20 SO), striking out 20 of 53 (38%) batters faced...**2019:** Missed entire season after undergoing 'Tommy John' ligament transplant surgery on 5/15/19 performed by Dr. Keith Meister...had begun a throwing program before feeling arm discomfort...named the organization's 11th-best prospect and "Best Curveball" entering 2019 by *Baseball America*...**2018:** Tabbbed the 4th-best prospect in the Texas farm system entering the season...underwent 'Tommy John' ligament transplant surgery on 3/28/18 and missed the entire season...**2017:** Tabbbed the top prospect in the Northwest League by *Baseball America*, leading the circuit with 87 strikeouts for Short-A Spokane...matched the 3rd-highest strikeout total in the NWL since 2006...earned spots on both the NWL mid-season and postseason All-Star teams...held opponents to a .234/.344/.360/.704 slash line, whiffing 34.8% of all batters faced (87 of 250)...had the 2nd-most walks (35) in the NWL...tossed 4.0 hitless innings on 6/28 vs. Tri-City and registered a season-best 10 strikeouts on 8/18 vs. Vancouver...**2016:** Recorded 9 strikeouts over 7.2 innings in 4 games/2 starts in his 1st pro season.

**PERSONAL/AMATEUR:** Cole Gatlin Ragans...he and wife, Tori, were married on Nov. 3, 2018...participated in Texas Rangers Toy Drive, Winter Caravan, and Fan Fest events this offseason...named an Under Armour All-American and All-Big Bend Pitcher of the Year as a senior at North Florida Christian High School in Tallahassee, Fla...was 9-2 with a 0.90 ERA, five shutouts, and 104 strikeouts in 90.0 innings, while holding opponents to a .122 batting average...threw a no-hitter against Chiles High School...rated as the 12th-best high school pitcher in the draft and the 6th-best high school left-hander by *Baseball America*...had committed to Florida State University...as a prep, studied video of former Texas left-hander Cole Hamels.



## CAREER RECORD

YEAR	CLUB	W-L	ERA	G	GS	CG	SHO	SV	IP	H	R	ER	HR	HB	BB-I	SO	WP	BK	AVG	
2016	AZL Rangers—1	0-0	4.70	4	2	0	0	0	7.2	11	4	4	0	0	6-0	9	2	0	.344	
2017	Spokane	3-2	3.61	13	13	0	0	0	57.1	50	27	23	5	1	35-0	87	6	1	.234	
2018																				
2019																				
2020																				
2021	Hickory	1-2	3.25	10	10	0	0	0	44.1	34	16	16	4	1	14-0	54	2	0	.217	
	Frisco	3-1	5.70	9	7	0	0	0	36.1	39	27	23	8	2	20-0	33	2	0	.275	
2022	Frisco	5-3	2.81	10	10	0	0	0	51.1	41	18	16	6	1	19-0	65	3	1	.219	
	Round Rock	3-2	3.32	8	8	0	0	0	43.1	34	18	16	4	4	12-0	48	2	0	.211	
	Texas—2, 3	0-3	4.95	9	9	0	0	0	40.0	43	24	22	6	0	16-0	27	2	0	.272	
<b>MAJOR TOTALS</b>		0-3	4.95	9	9	0	0	0	40.0	43	24	22	6	0	16-0	27	2	0	.272	
<b>MINOR TOTALS</b>		15-10	3.67	54	50	0	0	0	240.1	209	110	98	27	9	106-0	296	17	2	.234	

\* Led league # Tied for league lead


- 1- Selected by Texas in the 1st round (30th overall) of the 2016 June draft...signed by Brett Campbell.
- 2- On injured list, Aug. 26-Sept. 7, 2022, with a left calf strain.
- 3- On injured list, Oct. 3, 2022-end of season, with a left calf strain.

## CAREER FIELDING

P	PCT	G	PO	A	E	TC	DP
Totals	1.000	9	1	0	0	1	0

## CAREER HIGHS

**Innings:** 5.0, 4x, last Oct. 1, 2022 at LAA  
**Strikeouts:** 5, 2x, last Sept. 20, 2022 vs. LAA  
**Walks:** 4, Aug. 4, 2022 vs. CWS  
**Winning Streak:** NA  
**Losing Streak:** 3, Aug. 11-Sept. 25, 2022



# DANIEL ROBERT

L BATS R THROWS

6'4"<sup>9</sup> HEIGHT 210 WEIGHT

28 OPENING DAY AGE

**BORN** Aug. 30, 1994 in Hoover, AL

**RESIDES** Hoover, AL

**ACQUIRED** Signed as a minor league free agent on May 10, 2018

**CONTRACT STATUS** Signed through 2023

**SERVICE TIME** 0.000 **OPTIONS USED** 0/3

**NON-ROSTER INVITEE**

**CAREER:** The 27-year-old right-hander enters his 2nd Major League Spring Training camp...went 4-4 with a 6.75 ERA (27 ER/38.2 IP) and 48 K across a career-high 38.2 IP with Triple-A Round Rock last season... allowed .220 opp. BA vs. RHB, .238 vs. LHB...after no action in 2020, he missed 3 months due to injury in 2021, but was productive in a limited Double-A debut...combined to go 0-1, posting a 2.78 ERA (7 ER/22.2 IP) with a 0.926 WHIP for 3 Texas farmhands, posting 42 K's to just 5 BB...a physical presence, the Alabama native had been limited to just 36 relief appearances and 59.0 innings over his first 2 years with Auburn, and generated a 1.98 ERA, 0.780 WHIP figure, and 14.0 strikeouts per 9 innings...was not signed by Texas after being selected in the 21st round of the 2017 MLB Draft, but would sign as a free agent on 5/10/18 and miss that initial season for Tommy John ligament replacement surgery on his right elbow.

**2022:** Spent entire season with Round Rock with a 4-4 record and 6.28 ERA (37 ER/48 IP) across his career high 37 appearances and 38.2 IP in 2022...enjoyed a strong month of July, allowing just 2 ER over his 8.1 IP while punching out 12 of his season-total 48 on the season...first 15 G: .265 opp BA, last 22 G: .179 opp BA...appeared in the Arizona Fall League as part of the Surprise Saguaros, pitching in 8 G and posting a 9.64 ERA (10 ER/9.1 IP).

**2021:** Combined to go 0-1, 2.78 (7 ER/22.2 IP) with a 0.926 WHIP for 3 Texas affiliates, posting just 5 walks against 42 strikeouts...opponents slashed .191/.244/.333/.578 with just 6 XBH...was on the IL from 5/10-8/4 with a right wrist contusion...made one app. each with both ACL Rangers (8/3) and Hickory (8/7) after return from IL, then made Double-A debut on 8/11 at NW Arkansas...over 1st 11 G with Frisco, had a 0.53 ERA (1 R-ER/17.0 IP) with 3 BB/31 SO...in season finale on 9/19 at Amarillo, gave up walk-off 3-R HR in 10th inning of game with potential playoff implications for the RoughRiders (0.1 IP, 2 H, 4 R-3 ER, HR)...**2020:** Did not see official game action after minor league season was canceled due to pandemic...**2019:** Named a Northwest League mid-season All-Star in pro debut...went 2-1, 0.99 (4 ER/36.1 IP) in 20 G with Low-A Hickory and Short-A Spokane...opponents slashed .138/.203/.203/.406 overall...was scoreless in final 14 G/24.2 IP with Spokane before 8/20 promotion to Hickory...**2018:** Did not see official game action after right elbow surgery on 6/28/17.

**PERSONAL/AMATEUR:** Daniel McGee Robert...selected by Texas in the 21st round of the 2017 MLB Draft, but did not sign as a draftee, rather as a free agent on 5/10/18...played 4 seasons at Auburn University, where he was primarily a position player...also had 14 mound appearances in college...batted .283 with 11 HR and 104 RBI in 196 total games...prepped at Briarwood Christian School in Hoover, Ala...father, Greg, was a football letterman at Auburn from 1968-69.

FRONT OFFICE

COACHES

PLAYERS

2022 REVIEW

OPPONENTS

RECORDS

DEVELOPMENT

MEDIA



## CAREER RECORD

YEAR	CLUB	W-L	ERA	G	GS	CG	SHO	SV	IP	H	R	ER	HR	HB	BB-I	SO	WP	BK	AVG
2019	Spokane—1, 2	2-0	0.33	16	0	0	0	3	27.2	12	2	1	0	1	5-0	37	1	0	.129
	Hickory	0-1	3.12	4	0	0	0	1	8.2	5	3	1	1	1	3-0	13	0	0	.167
DID NOT PITCH																			
2021	Hickory	0-0	4.15	3	0	0	0	1	4.1	3	2	2	1	0	1-0	9	0	0	.188
	AZL Rangers	0-0	9.00	1	0	0	0	0	1.0	2	1	1	0	0	1-0	2	0	0	.400
	Frisco	0-1	2.08	12	0	0	0	1	17.1	11	5	4	2	1	3-0	31	0	0	.175
2022	Round Rock	4-4	6.28	37	0	0	2	38.2	33	29	27	3	0	0	27-0	48	5	0	.228
<b>MINOR TOTALS</b>		<b>6-6</b>	<b>3.50</b>	<b>73</b>	<b>0</b>	<b>0</b>	<b>0</b>	<b>8</b>	<b>97.2</b>	<b>66</b>	<b>42</b>	<b>38</b>	<b>7</b>	<b>3</b>	<b>40-0</b>	<b>140</b>	<b>6</b>	<b>0</b>	<b>.188</b>

\* Led league # Tied for league lead

- 1- Selected by Texas in the 21st round of the 2017 June draft...did not sign.
- 2- Signed by Texas as a minor league free agent on May 10, 2018.



RHP #80

# KUMAR ROCKER

R BATS R THROWS

6'5" HEIGHT 245 WEIGHT

23 OPENING DAY AGE

BORN Nov. 22, 1999 in Watkinsville, GA

RESIDES Farragut, TN

ACQUIRED Selected in the 1st round (3rd overall) of the 2022 MLB Draft

CONTRACT STATUS Signed through 2023

SERVICE TIME 0.000 OPTIONS USED 0/3

NON-ROSTER INVITEE

**CAREER:** Kumar (pronounced like Lamar) Rocker was selected by the Rangers in the 1st round (3rd overall) of the 2022 Major League Baseball Draft on 7/17/22...signed with the Rangers on 7/26...pitched for the Tri-City Valley Cats of the independent Frontier League last summer following a standout career at Vanderbilt University...marked just the 6th time Texas has ever picked as high as 3rd overall in the draft, along with selections in 1973 (1st), 1974 (2nd), 1983 (3rd), 1985 (3rd), and 2021 (2nd)...was the 2nd consecutive year for the Rangers to select a former Vanderbilt starting pitcher with their top pick after drafting RHP Jack Leiter 2nd overall in 2021...also marked the 2nd consecutive year that the 22-year-old Rocker was selected in the 1st round of the MLB Draft, as he was the 10th overall pick by the New York Mets in 2021...did not sign with the Mets before the 8/1 deadline, and re-entered the 2022 draft.

**THIS OFFSEASON:** Spent the fall in Nashville, working out at the Vanderbilt baseball facilities alongside former college teammate and fellow Texas farmhand, Jack Leiter, who the Rangers selected with the 2nd overall pick in the 2021 MLB Draft...attended a leadership seminar featuring several of the club's top prospects at Globe Life Field in January, including a media availability on 1/26/23...participated in the Rangers' 2022 Fall Instructional League program following the regular season...went 2-1 with a 4.50 ERA (7 ER/14.0 IP) and 18 strikeouts over 6 starts for the Arizona Fall League champion Surprise Saguaros, earning AFL All-Star honors.

## CAREER RECORD

YEAR	CLUB	W-L	ERA	G	GS	CG	SHO	SV	IP	H	R	ER	HR	HB	BB	SO	WP	BK
2019	Vanderbilt	12-5	3.25	19	16	1	1	0	99.2	88	40	36	2	7	21	114	7	5
2020	Vanderbilt	2-1	1.80	3	3	0	0	0	15.0	6	5	3	0	3	8	28	2	0
2021	Vanderbilt—1	14-4	2.73	20	20	1	0	0	122.0	75	43	37	8	7	39	179	13	2
2022	Tri-City—2	1-0	1.35	5	5	0	0	0	20.0	11	4	3	2	0	4	32	0	0
<b>COLLEGE TOTALS</b>		<b>28-10</b>	<b>2.89</b>	<b>42</b>	<b>39</b>	<b>2</b>	<b>1</b>	<b>0</b>	<b>236.2</b>	<b>169</b>	<b>88</b>	<b>76</b>	<b>10</b>	<b>17</b>	<b>68</b>	<b>321</b>	<b>22</b>	<b>7</b>
<b>INDEPENDENT TOTALS</b>		<b>1-0</b>	<b>1.35</b>	<b>5</b>	<b>5</b>	<b>0</b>	<b>0</b>	<b>0</b>	<b>20.0</b>	<b>11</b>	<b>4</b>	<b>3</b>	<b>2</b>	<b>0</b>	<b>4</b>	<b>32</b>	<b>0</b>	<b>0</b>

- 1- Selected by New York-NL in the 1st round (10th overall) of the 2021 MLB draft...did not sign.
- 2- Selected by Texas in the 1st round (3rd overall) of the 2022 MLB Draft...signed by Tyler Carroll/Aruther McConnehead.

FRONT OFFICE

COACHES

PLAYERS

2022 REVIEW


OPPONENTS

RECORDS

DEVELOPMENT

MEDIA

# YERRY RODRÍGUEZ



RHP #51

R BATS R THROWS  
6'2" HEIGHT 210 WEIGHT  
25 OPENING DAY AGE

BORN Oct. 15, 1997 in Santiago, Dominican Republic  
RESIDES Santiago, Dominican Republic  
ACQUIRED Signed as a non-drafted free agent on Sept. 2, 2015  
CONTRACT STATUS Signed through 2023  
SERVICE TIME 0.005 OPTIONS USED 2/3

FRONT OFFICE

COACHES

PLAYERS

2022 REVIEW

OPPONENTS

RECORDS

DEVELOPMENT

MEDIA

**CAREER:** The 25-year-old Rodríguez made his Major League debut last season in the final game of the campaign... has compiled a 25-13 record, 3.29 ERA (122 ER/334.0 IP) in 119 games/53 starts across 6 minor league seasons, all with the Rangers organization...went roughly 22 months without pitching in an official game due to the cancellation of the 2020 minor league season and a right elbow sprain suffered in July of 2019...returned healthy in 2021 to go 4-4 with a 4.63 ERA across 27 games/18 starts for Frisco (AA) and Round Rock (AAA)...was touted by FanGraphs as the 97th-best prospect in baseball and top prospect in the Rangers' organization prior to the 2020 campaign...the Dominican Republic native was originally signed by TEX as a non-drafted free agent on 9/2/15.

**2022:** Made MLB debut in the 7th inning of Texas' regular season finale on 10/5 vs. NYY (1.0 IP, 1 H, 0 R, 1 SO)...had two brief stints with the Rangers from 8/14-15 and 10/3-end of season...spent majority of the season at Triple-A, posting a 4-1 record, 4 saves, 4.27 ERA (28 ER/59.0 IP), and 11.1 strikeouts per 9.0 innings figure over 49 games/5 starts...named Rangers Minor League Reliever of the Month for June, going 1-0 with one save and a 1.54 ERA (2 ER/11.2 IP) in 9 G at Round Rock.

**2021:** Saw his 1st official game action since July of 2019, combining to post a 4-4 record and 4.63 ERA (42 ER/81.2 IP) over 27 G/18 GS between Frisco (AA) and Round Rock (AAA)...established career high marks in several categories including innings, starts and strikeouts (100), while his 11.0 strikeouts per 9.0 innings figure was his highest since 2018 (11.7)...allowed 4 R-ER over 1.1 IP in his season debut on 5/8 vs. Midland, but went on to record a 1.98 ERA (11 ER/50.0 IP) and .197 opp. BA (35-178) in his last 13 G/GS at the Double-A level...tallied season-high 11 strikeouts over 6.0 SHO IP in his final outing with the RoughRiders on 7/29 at Corpus Christi, and received promotion

to Triple-A on 8/2...struggled in first 3 G/GS for the Express (19 R-ER/10.2 IP), but settled in to post a 3.66 ERA (8 ER/19.2 IP) in his last 10 G/1 GS to finish the season, making each of his last 9 appearances as a reliever...tabbed Rangers' no. 29 prospect according to *Baseball America*...**2020:** Returned from injury to log 14.0 IP in Fall Developmental League after he was not added to Texas' 60-man Player Pool roster during the regular season...fanned 12 of 57 (21%) batters faced while issuing just 2 walks and allowing 6 runs on 14 hits...entered the campaign rated by FanGraphs as the top prospect in the Rangers' farm system and no. 97 overall...**2019:** Named a South Atlantic League mid-season All-Star with Hickory (A)...on IL (7/8-end of season) with right elbow sprain...over 13-start stretch from 4/9-7/4, ranked among SAL leaders (min. 50 IP) in opp. BA (2nd, .175), wins (T2nd, 7), ERA (5th, 2.08), and SO (9th, 85)...opp. BA and WHIP (0.90) figures were lowest among TEX minor-league pitchers (min. 70.0 IP)...opened season 4-2, 1.95 (8 ER/37.0 IP) through his first 7 outings...tallied career-high 12 SO over 5.0 IP on 5/6 at Kannapolis...**2018:** Registered the 2nd-lowest qualifying ERA among Texas farmhands (2.64-Tyler Phillips)...pitched stateside for the 1st time in his career, beginning the campaign with the AZL Rangers (Rookie) before promotion to Spokane (Short-A) for the final month of the season...ranked among AZL leaders (min. 35 IP) in BB/9 (1st, 0.70), SO/9 (1st, 12.91) and WHIP (T6th, 1.07)...tossed quality starts in 3 of 4 outings for Spokane...matched the longest scoreless outing of his career on 8/17 at Vancouver (7.0 SHO IP, 4 H, 1 BB, 6 SO)...made 2 postseason starts, incl. Game 1 of the NWL Semifinals: 0-1, 6.23 (6 ER/8.2 IP)...**2017:** Had one start with the DSL Rangers...**2016:** Went 4-3, 2.66 ERA (15 ER/50.2 IP) over 16 games/6 starts for DSL Rangers2 in his pro debut.

**PERSONAL:** Yerry Manuel Rodríguez...signed by Willy Espinal.

## CAREER RECORD

YEAR	CLUB	W-L	ERA	G	GS	CG	SHO	SV	IP	H	R	ER	HR	HB	BB-I	SO	WP	BK	AVG
2016	DSL Rangers—1	4-3	2.66	16	6	0	0	2	50.2	53	19	15	0	4	10-0	38	8	0	.270
2017	DSL Rangers	1-0	0.00	2	1	0	0	0	6.0	6	0	0	0	0	1-0	3	0	0	.286
2018	AZL Rangers	2-2	3.52	8	6	0	0	0	38.1	38	16	15	1	2	3-0	55	0	0	.252
	Spokane	3-0	1.82	4	4	0	0	0	24.2	22	6	5	2	1	5-0	27	1	0	.229
2019	Hickory	7-3	2.08	13	13	0	0	0	73.2	45	20	17	5	5	21-0	85	2	0	.176
2020									DID NOT PITCH										
2021	Frisco	1-1	2.63	14	14	0	0	0	51.1	38	16	15	3	5	21-0	63	1	0	.205
	Round Rock	3-3	8.01	13	4	0	0	0	30.1	37	28	27	5	1	12-0	37	1	1	.298
2022	Round Rock	4-1	4.27	49	5	0	0	4	59.0	60	31	28	9	2	32-0	73	2	2	.261
	Texas	0-0	0.00	1	0	0	0	0	1.0	1	0	0	0	0	0-0	1	1	0	.250
MAJOR TOTALS		0-0	0.00	1	0	0	0	0	1.0	1	0	0	0	0	0-0	1	1	0	.250
MINOR TOTALS		25-13	3.29	53	27	0	0	6	334.0	299	136	122	25	20	105-0	381	15	3	.238

\* Led league # Tied for league lead


1- Signed by Texas as a non-drafted free agent on Sept. 2, 2015...signed by Willy Espinal.

## CAREER FIELDING

P	PCT	G	PO	A	E	TC	DP
Totals	-	1	-	-	-	-	-

## CAREER HIGHS

Innings: 1.0, Oct. 5, 2022 vs. NYY  
Strikeouts: 1, Oct. 5, 2022 vs. NYY



# JOSH SBORZ

**R**  
BATS

**R**  
THROWS

**6'3"**  
HEIGHT

**215**  
WEIGHT

**29**  
OPENING DAY AGE

**BORN** Dec. 17, 1993 in Washington, DC

**RESIDES** Orlando, FL

**ACQUIRED** In a trade with Los Angeles-NL on Feb. 16, 2021

**CONTRACT STATUS** Signed through 2023

**SERVICE TIME** 2.055 **OPTIONS USED** 3/3

**RHP #66**

**CAREER:** The 29-year-old Sborz (pronounced "spores") is entering his 3rd season with the Rangers and prepares for a return from a right elbow sprain that cut his 2022 season short...before his injury he appeared in 19 games with Texas going 1-0 with a 6.45 ERA...struck out 32 batters in his 22.1 innings (12.9 K/9), marking the highest figure of his career...had a 35.3% swing and miss percentage in 2022, marking the second-straight year with a whiff pct. above 30%...acquired from the Los Angeles Dodgers in exchange for minor league RHP Jhan Zambrano on 2/16/21, the right-hander spent nearly the entire campaign in the Major Leagues with Texas, leading the club in relief strikeouts (69) and strikeout rate (10.53 SO/9)...has seen big league action in each of the last four seasons, totaling a 5-4 record and 4.85 ERA over 93 relief appearances for the Dodgers (2019-20) and Rangers (2021-22)...did not appear for Los Angeles in the 2020 postseason, but was a member of the taxi squad for the entirety of the Dodgers' run to a World Series title, including the final three rounds at Globe Life Field...selected by the Dodgers in the supplemental 2nd round (74th overall) of the 2015 MLB Draft out of the Univ. of Virginia, Sborz led the Cavaliers to the 2015 College World Series title and earned the tournament's Most Outstanding Player award...inducted into UVA's Baseball Hall of Fame in 2021.

**2022:** Finished with a 1-0 record in the big leagues, but posted a 6.45 ERA (16 ER/22.1 IP) which was the highest mark of his career since 2019...bounced back-and-forth between the Majors and Triple-A, throwing 22.1 innings apiece at both levels...made his only career start as an opener on 8/12 with Texas, tossing a scoreless inning vs. Seattle...did not allow a run in 9 of his last 11 relief appearances (3.85 ERA)...notched a career-high 5 strikeouts against Seattle on 8/14, throwing two scoreless innings...struck out 32 of 100 batters faced (32%), the highest rate in his career...posted a 12.9 strikeouts per 9 innings figure, the best mark of his tenure...utilized his slider 24.6% of the time and held opponents to a .216 BA on the breaking ball...served 5 separate stints with Round Rock, impressing in his 19 outings posting a 3-0 record and a 1.61 ERA (4 ER/22.1 IP)...suffered a right elbow sprain and was placed on the 15-day IL on 8/30...moved to the 60-day IL on 9/1, cutting his season short.

**2021:** Went 4-3 with a 3.97 ERA (26 ER/59.0 IP) across 63 relief outings in his first full Major League season...led club in relief strikeouts (69) and ranked 2nd in appearances to Brett Martin (66)...his 10.53 strikeouts per 9.0 innings figure was tops among Rangers qualifiers in 2021 and the highest mark by any qualifying Texas reliever since Jose Leclerc set the club record in 2019 (13.29)...earned first career win on 4/15 at TB and first career save on 5/6 at MIN...entered the month of August with a 4.78 season ERA, but posted a 2.53 ERA (6 ER/21.1 IP) in his last 22 games (beg. 8/7) to finish at 3.97...struck out multiple batters in 25 of 63 appearances...33.5% swings that miss pct. was highest among Rangers pitchers and ranked 15th in A.L. (min. 50.0 IP)...had 2 stints in the big leagues: Opening

Day-4/15 and 4/25-end of season...had 3-day stint on MLB Paternity List from 7/27-29...saw action at Rangers' Alternate Training Site in Round Rock from 4/16-24...acquired by Texas from Los Angeles-NL in exchange for minor league RHP Jhan Zambrano on 2/16...had been designated for assignment on 2/11 when the Dodgers formally announced the signing of RHP Trevor Bauer...**2020:** Made 4 relief appearances spanning 5 stints with the Dodgers, allowing one run in 4.1 innings...spent the majority of the year at the Alternate Training Site...held opponents 2-for-15 (.133) and posted a 0.69 WHIP...did not appear for Los Angeles in the 2020 postseason, but was a member of the taxi squad for the entirety of the Dodgers' run to a World Series title...**2019:** Made seven relief appearances over 5 stints with the Dodgers in his 1st ML action...made ML debut on 6/20 vs. SF (1.0 IP, 3 R-ER) and was on the injured list from 6/21-30 with lower back soreness...recorded his first career strikeout on 7/29 at COL, punching out Ryan McMahon in the 7th inning...spent balance of the year working out of the bullpen at Triple-A Oklahoma City, averaging a career-best 12.2 strikeouts per 9 innings...converted 3 of 8 save chances...**2018:** Combined to go 4-2 with six saves and a 3.88 ERA (23 ER/53.1 IP) in 46 relief appearances with Double-A Tulsa and Oklahoma City...used exclusively as a reliever for the first time in his career...began the season with Tulsa and was promoted to Oklahoma City on 5/10...**2017:** Spent the entire season with Tulsa in his final year as a starter...topped the Drillers staff in wins (8), starts (24) and innings (116.2)...**2016:** Combined to go 8-5 with one save and a 2.81 ERA in 30 games/19 starts with Advanced-A Rancho Cucamonga and Tulsa...at the time of his promotion to Double-A on 8/1, he led the California League in ERA (2.66), opponent batting average (.207), and WHIP (1.03)...selected as California League Pitcher of the Year, a Cal League mid- and post-season All-Star, and Pitcher of the Week for the period ending 6/19...also selected as a *Baseball America* High Class-A All-Star...**2015:** Progressed across three levels in his first professional season, combining to go 0-2 with a 2.42 ERA in 13 games/3 starts with Rookie-advanced Ogden, Single-A Great Lakes and Advanced-A Rancho Cucamonga.

**PERSONAL/AMATEUR:** Joshua Alan Sborz...he and his wife, the former Alexis Shaffer (m. 11/12/20), have a son named Werth (7/28/21)...Josh and Alexis met at the University of Virginia, where Josh played baseball and Alexis played soccer...Josh played three seasons for the Cavaliers, earning Most Outstanding Player honors during the team's run to the 2015 College World Series title...elected to the UVA Baseball Hall of Fame in 2021...finished college career sixth in program history in saves (17) and seventh in pitching appearances (80)...has made 14 career NCAA tournament appearances, which is most in school history...selected in the Competitive Balance Round B (74th overall) of the 2015 First-Year Player Draft and signed by Dodgers scout Clair Rierson...attended McLean (Va.) High School, where he was named Virginia State Player of the Year in 2012...older brother, Jay, played eight seasons (2003-10) in the Detroit organization and made his MLB debut in 2010.

FRONT OFFICE

COACHES

PLAYERS

2022 REVIEW

OPPONENTS

RECORDS

DEVELOPMENT

MEDIA

## CAREER RECORD

YEAR	CLUB	W-L	ERA	G	GS	CG	SHO	SV	IP	H	R	ER	HR	HB	BB-I	SO	WP	BK	AVG
2015	Ogden—1	0-1	4.50	2	1	0	0	0	4.0	2	2	2	0	0	4-0	4	1	0	.167
	Great Lakes	0-1	2.84	2	2	0	0	0	6.1	5	4	2	2	0	2-0	9	1	0	.185
	Rancho Cucamonga	0-0	1.50	9	0	0	0	2	12.0	12	2	2	1	1	3-0	12	1	0	.255
2016	Rancho Cucamonga	8-4	2.66	20	19	0	0	0	108.1	82	38	32	8	3	30-0	108	7	1	.207
	Tulsa	0-1	3.78	10	0	0	0	1	16.2	17	10	7	2	0	6-0	17	0	0	.258
2017	Tulsa	8-8	3.86	24	24	0	0	0	116.2	106	60	50	8	4	56-2	81	7	0	.243
	Tulsa	3-1	2.76	13	0	0	0	6	16.1	11	6	5	1	2	5-0	24	2	0	.193
2019	Oklahoma City	1-1	4.38	33	0	0	0	0	37.0	38	19	18	0	0	15-0	47	4	2	.266
	Oklahoma City	4-3	4.68	46	0	0	0	3	50.0	56	30	26	2	0	14-0	68	6	2	.283
	Los Angeles-NL—2	0-1	8.00	7	0	0	0	0	9.0	10	8	8	2	0	4-0	7	0	0	.286
2020	Los Angeles-NL—3	0-0	2.08	4	0	0	0	0	4.1	2	1	1	1	0	1-0	2	0	0	.133
2021	Texas—4	4-3	3.97	63	0	0	0	1	59.0	52	29	26	7	0	32-1	69	8	0	.234
2022	Texas—5,6	1-0	6.45	19	1	0	0	0	22.1	25	16	16	4	0	11-1	32	2	0	.284
	Round Rock	3-0	1.61	19	1	0	0	1	22.1	11	6	4	2	0	11-0	30	3	0	.147
MAJOR TOTALS		5-4	4.85	93	1	0	0	1	94.2	89	54	51	14	0	48-2	110	10	0	.247
MINOR TOTALS		27-20	3.42	178	47	0	0	13	389.2	340	177	148	26	10	146-2	400	32	5	.233

\* Led league # Tied for league lead

- 1- Selected by Los Angeles-NL in the supplemental 2nd round (74th overall) of the 2015 June draft...signed on July 17, 2015.
- 2- On injured list, June 21-30, 2019, with lower back soreness.
- 3- Acquired by Texas from Los Angeles-NL in exchange for RHP Jhan Zambrano on Feb. 16, 2021.
- 4- On MLB Paternity List, July 27-29, 2021.
- 5- On injured list, April 16-May 1, 2022, with right elbow soreness...includes rehab assignment with Round Rock from April 28-30.
- 6- On injured list Aug. 30, 2022-end of season, with a right elbow sprain.

## CAREER FIELDING

P	PCT	G	PO	A	E	TC	DP
Totals	.909	93	5	5	1	11	2

## CAREER HIGHS

**Innings: 2.0**, 6x, last Aug. 14, 2022 vs. SEA  
**Strikeouts: 5**, Aug. 14, 2022 vs. SEA  
**Walks: 3**, 2x, last May 19, 2022 vs. MIN  
**Winning Streak: 3**, April 15-May 2, 2021  
**Losing Streak: 2**, 2x, last May 7, 2021-June 18, 2021

## RANGERS LOGOS THROUGHOUT THE YEARS



WASHINGTON SENATORS  
1961-71



TEXAS RANGERS  
1972-80



TEXAS RANGERS  
1981-83



TEXAS RANGERS  
1984-93




TEXAS RANGERS  
1994-97



TEXAS RANGERS  
1998-2002



TEXAS RANGERS  
2003-Present



# COREY SEAGER

**L** **R**  
**BATS** **THROWS**

**6'4"** **225**  
**HEIGHT** **WEIGHT**

**28**  
**OPENING DAY AGE**

**BORN** April 27, 1994 in Charlotte, NC

**RESIDES** Brentwood, TN

**ACQUIRED** Signed as a free agent on Dec. 1, 2021

**CONTRACT STATUS** Signed through 2031

**SERVICE TIME** 7.032 **OPTIONS USED** 0/3

FRONT OFFICE

COACHES

PLAYERS

2022 REVIEW

OPPONENTS

RECORDS

DEVELOPMENT

MEDIA

**CAREER:** Seager was an All-Star in his first season with Texas in 2022, setting the MLB record for home runs by a left-handed hitting shortstop with a career-high 33...became just the 5th player in Rangers history with 30+ HR, 80+ RBI, and 80+ runs scored in his 1st season with Texas...the Rangers signed Seager to a 10-year contract covering the 2022 through 2031 seasons on 12/1/21...has hit over .300 in 3 of his 7 full MLB seasons, spending each of his first 7 campaigns with the Dodgers (2015-21)...was selected as a National League All-Star in both 2016 and 2017, winning the Silver Slugger Award at shortstop in both seasons, and was a unanimous selection as the 2016 N.L. Rookie of the Year...was a part of postseason clubs in each of his 1st 7 Major League campaigns, ranking as one of the top playoff clutch hitters of all-time with 9 game-winning RBI and 16 go-ahead RBI...was the MVP of both the NLCS and World Series in 2020 at Globe Life Field, where the Dodgers captured their 1st world championship since 1988...was the 18th overall player selected in the 1st round of the 2012 MLB Draft by LAD.

**AMONG THE LEADERS:** With a career slash line of .287/.357/.494/.851, the 28-year-old shortstop ranks among the top active players (min. 3000 PA's) in batting average (21st), OBP (22nd), SLG (20th), and OPS (19th)...he is one of only 7 active players to reach his figures in each of the 4 slash categories (min. 3000 PA's), joining Mookie Betts, Miguel Cabrera, Freddie Freeman, Paul Goldschmidt, Mike Trout, and Joey Votto...his .851 career OPS figure is 7th-best for any primary shortstop (min. 3000 PA's) in MLB history...his career 129 Weighted Runs Created Plus (wRC+) figure is the 2nd-highest among MLB shortstops since the start of 2015 (130-Carlos Correa), placing 29th overall in MLB in that span...according to Steadhead, is one of just 21 MLB players since 2016 to produce at least 5 seasons with an OPS+ of 112-or-better (min. 400 PA's in a season).

**2022:** In his first season with the Rangers, hit career-high 33 home runs while being selected as an All-Star for the 3rd time in his career...recorded 2nd-most games (151), RBI (83), runs (91), walks (58), and total bases (270) for any season in his career and was not on the Injured List the entire year...ranked among A.L. leaders in HR (T5th, 33) and runs (T6th, 91).

## PLAYERS WITH AT LEAST 30 HR, 80 RBI AND 80 RUNS IN 1ST SEASON WITH TEXAS

Year	Player	HR	RBI	R
1986	Pete Incaviglia	30	88	82
2001	Alex Rodriguez	52	135	133
2008	Josh Hamilton	32	130	98
2011	Adrián Beltré	32	105	82
2022	Corey Seager	33	83	91

**HOME RUNS:** His 33 HR set a MLB record for HR by a left-handed hitting shortstop (min. 50% of games at SS)...the previous record was 30 HR by TB's Brad Miller in 2016...his 31 HR while playing SS tied MIL's Willy Adames for most in MLB in 2022...

became just 2nd primary SS in TEX history with a 30-HR season (Alex Rodriguez, 3x: 2001-02-03)...became just the 14th player in Washington/Texas franchise history (13th w/ TEX) with at least 33 HR in a season, joining Alex Rodriguez (52 HR in 2001) as the only players to ever do it in their first season with the franchise...his 33 HR were most by a Ranger since 2018 (40-Joey Gallo)...his 22 HR at Globe Life Field (see separate note)...hit HR in 5 straight from 7/8-12, tied for longest HR streak by SS since 1901: Alex Rodriguez in 1999 w/ SEA and 2003 w/ TEX, also Boston Braves' Eddie Miller in 1940...posted 2-HR games on 5/10 vs. KC and 8/28 vs. DET, giving him 12 career multi-HR games...hit 14 HR vs. LHP in 2022, tied for MLB lead (also NYY's Aaron Judge), and 3rd-most ever in a season by a Texas LH batter against LH pitching (15-Rafael Palmeiro in 2003 and Joey Gallo in 2018).

**RBI:** His 83 RBI ranked T15th in A.L., 2nd-highest total in a season in his career (87 w/ LAD in 2019)...had RBI in career-high 8 straight from 7/8-15, the longest span for any Texas batter since Hank Blalock had RBI in 8 straight 9/19-27/08...the 8-G RBI streak was T2nd-longest in MLB in 2022 (10-Francisco Lindor, 5/22-6/1; 8-Pete Alonso, 9/13-20) and T7th-longest in Texas history.

**SUMMARY:** Hit .310 (13-42) over his 1st 10 G with TEX thru 4/20, and owned .270 BA (24-89) thru 22 G on 5/3...hit .186 (26-140) next 35 G from 5/4-6/12, dropping BA to season-low .218...had .254 BA (15-59) from 6/13-7/1, but hit .299 (60-201) over span of 2+ months from 7/2-9/2 to put season BA at .256...named Rangers July Player of the Month (.318/.394/.647/1.041, 8 HR, 19 RBI in 23 G) and was A.L. Player of the Week for 7/4-10 (.500, 11-22, 4 HR, 9 RBI)...batted .192 (20-104) in final 26 G to finish at .245.

**ALL-STAR:** Selected to All-Star Game for a 3rd time in his career (also 2016-17 w/ LAD), and went 0-for-1 with a groundout while playing 3 innings at SS in A.L.'s 3-2 victory on 7/19 at Dodger Stadium, 9th straight triumph for the junior circuit...also participated in 7/18 HR Derby, knocked out in 1st round by SEA's Julio Rodriguez (32-to-24) despite having 2nd-highest HR total of any player in the opening round.

**NOTES:** Career-high 7 IBB, 7th-most in A.L., including a bases-loaded IBB in 4th inning on 4/15 vs. LAA...it was the 7th known instance in Major League history of a player being intentionally walked with the bases loaded...played in 151 of Rangers' 162 games (93.2%), all starts, as he has not appeared in a game as a reserve since 9/9/21 at STL while w/ LAD...missed consecutive games just 3 times all year: 7/29-30-31 at LAA (lower right leg contusion after foul ball off leg on 7/28 at LAA), 9/28-29 at SEA (left forearm contusion after HBP 9/27 at SEA), and 10/4-G2 and 10/5 vs. NYY.

## SEAGER'S POSTSEASON PROWESS

### SINGLE SEASON POSTSEASON LEADERS—ALL-TIME

HOME RUNS			
No.	Player	Team	Year
10	Randy Arozarena	TB	2020
8	Carlos Beltran	HOU	2004
8	Barry Bonds	SF	2002
8	Nelson Cruz	TEX	2011
8	<b>Corey Seager</b>	<b>LAD</b>	<b>2020</b>
RBI			
No.	Player	Team	Year
21	David Freese	STL	2011
20	<b>Corey Seager</b>	<b>LAD</b>	<b>2020</b>
19	Sandy Alomar Jr.	CLE	1997
19	David Ortiz	BOS	2004
19	Scott Spiezio	ANA	2002
RUNS SCORED			
No.	Player	Team	Year
21	Jose Altuve	HOU	2021
21	Carlos Beltran	HOU	2004
20	<b>Corey Seager</b>	<b>LAD</b>	<b>2020</b>
19	Randy Arozarena	TB	2020
19	Barry Bonds	SF	2002

### PLAYERS TO WIN MVP OF LCS AND WORLD SERIES IN SAME SEASON

Player	Team	Year
Willie Stargell, 1B	PIT	1979
Danrell Porter, C	STL	1982
Orel Hershiser, RHP	LAD	1988
Livan Hernandez, RHP	FLA	1997
Cole Hamels, LHP	PHI	2008
David Freese, 3B	STL	2011
Madison Bumgarner, LHP	SF	2014
<b>Corey Seager, SS</b>	<b>LAD</b>	<b>2020</b>
Jeremy Peña, SS	HOU	2022

### CAREER POSTSEASON LEADERS—ALL-TIME

60-AHEAD HITS	60-AHEAD RBI	GAME-WINNING RBI
17-David Ortiz	23-Bernie Williams	11-Manny Ramirez
17-Manny Ramirez	20-Manny Ramirez	10-Carlos Correa
16-Bernie Williams	17-David Ortiz	10-David Ortiz
14-Carlos Correa	16-Carlos Correa	10-Albert Pujols
<b>13-Corey Seager</b>	<b>16-Corey Seager</b>	10-Bernie Williams
		9-Derek Jeter
		<b>9-Corey Seager</b>

**AT GLOBE LIFE FIELD:** Is a career .290/.370/.590/.960 (106-366) hitter with 30 home runs and 67 RBI over 95 games in the regular season (79) and postseason (16) at Globe Life Field... in 2022, hit 22 of 33 HR at home, 2nd-most in A.L. (30-NYY's Aaron Judge) and most for TEX since Joey Gallo in 2018 (23)...the 22 HR at home marked highest single-season total of Seager's career, and most ever by one player in a season at Globe Life Field (2020-current)...has 30 career HR at Globe Life Field (regular season and postseason), 2nd-most in facility history (34-Adolis Garcia)...has 23 HR in regular season at GLF (22 w/ TEX, 1 w/ LAD), also 2nd-most (34-Garcia).

**POSTSEASON:** Has a .236 (55-233) average with 13 homers and 36 RBI in 61 career playoff games...is among the all-time postseason leaders in go-ahead RBI (T4th, 16), go-ahead hits (5th, 13), and game-winning RBI (T6th, 9)...had a .188 (9-48) average with 2 HR and 6 RBI in 12 postseason games in 2021...homered in Games 2 and 3 of the 2021 NLCS vs. ATL...batted .328/.425/.746(1.171 (22-67) with 8 HR and 20 RBI over 18 G in the 2020 postseason, becoming one of just 8 players all-time to win MVP honors for both an LCS and World Series in the same season, the 2nd Dodger (Orel Hershiser, 1988)...the 20 RBI were 2nd-most ever in a single postseason to STL's David Freese in 2011 (21)...tied for 2nd all-time in HR and scored the 3rd-most runs (20) in a single year...of the 18 postseason games in the Dodgers' 2020 World Series championship run, 16 took place at Globe Life Field (NLDS, NLCS, WS)...had a .310 (9-29) average with 5 HR and 11 RBI in LAD's 7-game LCS victory over ATL...set NLCS single series records for homers and RBI while tying mark for extra base hits (7)...homered twice in Game 5...was 8-for-20 (.400) with 2 HR and 5 RBI in 6-game win over TB in the World Series.

**AS A DODGER:** Still ranks among the Los Angeles Dodgers all-time career leaders (since 1958) in OPS (4th), OBP (6th), and average (6th) among players with at least 2500 plate appearances...his .319 lifetime mark with RISP is 3rd highest among Dodgers since 1974 (min. 500 PA) behind Mike Piazza (.346) and Paul Lo Duca (.323).

**2021:** Started 90 games at shortstop...was on IL from 5/16-7/29 after suffering a fractured right hand when he was hit by a pitch from MIA's Ross Detwiler on 5/15...injury did not require

surgery...was transferred to 60-day IL on 6/30 and activated on 7/30...despite the missed time, ranked among the N.L. leaders in on-base percentage (4th, .394), batting average (5th, .306), and OPS (7th, .915) among players with at least 400 plate appearances...set a Dodgers single-season record for OPS by a shortstop (min. 400 PA)...led all Dodgers who appeared in a game in OPS and was 2nd in batting (.318—Trea Turner)... hit .385 (40-104) in last 29 games beginning 9/1, topping MLB qualifiers while placing 3rd in OBP (.463) and OPS (1.174) in that span...**2020:** Tied for the MLB lead in multi-hit games (22) and ranked among N.L. leaders in slugging (7th, .585), RBI (T7th, 41), hits (T7th, 65), extra base hits (T8th, 28), home runs (T9th, 15), batting average (10th, .307), and OPS (11th, .943)...led Dodgers in hits, RBI, and doubles (12)...went 13-for-29 (.448) with runners in scoring position and 2 outs...**2019:** Tied WAS' Anthony Rendon for the N.L. lead with career-high 44 doubles... placed 3rd on Dodgers in runs (82), hits (133), and RBI (career-high 87)...was on IL from 6/13-7/10 with left hamstring strain... led MLB with 15 doubles in August and 29 RBI in September... hit safely in each of season's last 11 games at 439, including 6 consecutive multi-hit games, 9/15-22...started 125 games at SS...**2018:** Appeared in MLB low 26 games/24 starts at SS before going on 10-day DL on 4/30...had season-ending Tommy John surgery for torn UCL on his right elbow on 5/5, performed by Dr. Neal ElAttrache in Los Angeles...was transferred to the 60-day IL on 5/12...also underwent arthroscopic surgery on his left hip on 8/7, performed by Dr. Bryan Kelly in New York...**2017:** Finished among the top 20 in the N.L. in hits (T14th, 159), multi-hit games (T16th, 42), OBP (16th, .375), BA (18th, .295) and 2B (T19th, 33)...led Dodgers in hits, ranked 2nd in games (145), batting average, doubles, and RBI (77), tied for 2nd in runs (85), and T3rd in homers (22)...had career highs for walks (67) and steals (4)...had 7th highest WAR in N.L. at 5.7 (Fangraphs)... became the 1st Dodger since Jackie Robinson (1947-48) to collect 30 doubles in each of his 1st 2 big league seasons...won 2nd consecutive Silver Slugger Award, leading N.L. shortstops in runs, hits, doubles, and walks, and selected for All-Star Game...finished 17th in BBWAA N.L. MVP voting...had 2nd career 3-HR game with career-high 6 RBI, 6/20 vs. NYM...went 9-for-38 (.237) with a HR and 6 RBI in 10 Postseason games... missed NLCS vs. CHC due to a low back sprain.



**2016:** Was a unanimous selection as National League's Rookie of the Year and selected as an All-Star in his first big-league season...was also named the N.L.'s top rookie by MLBPA Players Choice and *The Sporting News* and as MLB top rookie by *Baseball America*...placed 3rd in the BBWAA N.L. MVP voting and captured N.L. Silver Slugger Award at shortstop... named N.L.'s June Rookie of the Month...ranked among the N.L. leaders in multi-hit games (T2nd, 57), hits (2nd, 193), total bases (4th, 321), runs (5th, 105), doubles (7th, 40), extra-base hits (7th, 71), batting average (7th, .308, 7th), and slugging (10th, .512, 10th)...was just the 4th rookie in the divisional era (since 1969) to rank in the N.L.'s Top 10 in batting average and slugging percentage, joining Dusty Baker (1972, ATL), Mike Piazza (1993, LAD) and Albert Pujols (2001, STL)...established his career highs for games (157), at bats (627), runs, hits, and triples (5), while his 26 HR set a Dodger shortstop record... also established LAD rookie records in hits, runs and doubles... topped Major League rookies in games, hits, runs, doubles, multi-hit games and walks. T1st in RBI (72) and was 2nd in HR... named to the National League All-Star team and participated in the HR Derby, becoming the youngest position player to be honored as an All-Star in Dodgers franchise history at 22 years, 69 days old...posted the 2nd-longest hitting streak by a rookie in LAD history, 19 games from 6/16-7/6...became the 1st Dodgers rookie and 1st MLB rookie shortstop to homer 3 times in a game, 6/3 vs. ATL...had 1st-inning homers in Games 1 and 2 of the NLDS at WAS.

**2015:** Entered the season rated as the Dodgers' No. 1 prospect and as the 7th-best overall prospect by MLB.com...combined to hit .293 with 37 doubles, 18 home runs and 76 RBI in 125 with Tulsa (AA) and Oklahoma City (AAA)...was selected to *Baseball America's* 2015 Minor League All-Star Team and as the publication's Triple-A Player of the Year...was named a midseason Pacific Coast League All-Star...had contract selected by Dodgers on 9/3 and batted .337 with 4 homers and 17 RBI in 27 September games...reached base safely in 1st 21 starts, the 1st LAD to do so, and 24 of 25 overall...started at shortstop in MLB debut on 9/3 at SD, doubling off Colin Rea in 2nd inning for 1st hit...hit 1st home run on 9/12 at ARI off Josh Collmenter...reached base safely in 9 consecutive plate appearances, 9/10-11 at ARI, 1st LAD rookie ever to accomplish the feat...appeared in all 5 of the Dodgers' NLDS games vs. NYM with 4 starts...**2014:** Had a .349/.402/.602/1.353 slash line with 20 homers and 97 RBI in 118 total games with Rancho

Cucamonga (High-A) and Chattanooga (AA)...selected as *Baseball America's* Single-A Classification Player of the Year, honored as the 2014 California League's Most Valuable Player and was voted as a mid- and post-season All-Star...named the Dodgers' Branch Rickey Minor League Co-Player of the Year... was leading the Cal League in doubles (34), total bases (207), extra-base hits (54), slugging percentage (.633) and OPS (1.044) at the time of his promotion to Chattanooga on 7/17... participated in the XM All-Star Futures Game on 7/13 at MIN... played in the Arizona Fall League for the Glendale Desert Dogs, earning a selection to the league's All-Prospect Team and starting at shortstop in the league's Rising Stars Game...**2013:** Combined for a .269 average with 16 HR and 57 RBI in 101 games at Rancho Cucamonga and Great Lakes (Low-A) in 1st full pro season...following the season, played for Glendale of the Arizona Fall League and was selected to the league's Rising Stars Game...**2012:** Appeared in 46 games with Ogden (Rookie) after signing with LAD on 6/30.

**AMATEUR BACKGROUND:** Starred at Northwest Cabarrus High School in Concord, NC (graduated 2012)...was named the Gatorade 2012 Player of the Year in North Carolina and a *Baseball America* First-Team All-American after batting .519 with 10 homers, 37 RBI, 13 stolen bases, a .664 on-base percentage and a 1.062 slugging percentage...was one of 3 team captains on the 2010 USA Baseball 16-and-under National Team, batting .514 with a home run and 12 RBI while earning All-Tournament honors and helping lead the team to a gold medal at the Pan-American Games in Mexico...signed by Dodger scout Lon Joyce.

**PERSONAL:** Corey Drew Seager...wife's name is Mady...his oldest brother, Kyle, was a 3rd-round pick of SEA in 2009 and retired following the 2021 campaign after batting .251 with 242 homers and 807 RBI in 1480 games as primarily a 3B in 10 seasons with the Mariners...in 2016, Kyle (30) and Corey (26) became the 1st set of brothers with 25+ homers each in the same season... Corey's middle brother, Justin, was also drafted by the Mariners, while his father, Jeff, played at Farleigh Dickinson University in New Jersey...over this past offseason, Seager helped serve dinner to Arlington Life Shelter residents on 12/7/22 as part of teammate Taylor Hearn's holiday community initiatives...he attended the Dallas Stars game on 1/25/23, conducting the ceremonial puck drop that night...also participated in Rangers Fan Fest on 1/28/23.

## CAREER RECORD

YEAR	CLUB	AVG	G	AB	R	H	TB	2B	3B	HR	RBI	SH	SF	BB-1	SO	SB	CS	HP	GIDP	OBP	SLG
2012	Ogden—1	.309	46	175	34	54	91	9	2	8	33	1	3	21-1	33	8	2	2	4	.383	.520
2013	Great Lakes	.309	74	272	45	84	144	18	3	12	57	1	2	34-1	58	9	4	3	10	.389	.529
	Rancho Cucamonga	.160	27	100	10	16	32	2	1	4	15	0	2	12-0	31	1	0	0	0	.246	.320
2014	Rancho Cucamonga	.352	80	327	61	115	207	34	2	18	70	0	3	30-2	76	5	1	5	6	.411	.633
	Chattanooga	.345	38	148	28	51	79	16	3	2	27	1	2	10-0	39	1	1	0	6	.381	.534
2015	Tulsa	.375	20	80	17	30	54	7	1	5	15	0	1	5-1	11	1	1	0	2	.407	.675
	Oklahoma City	.278	105	421	64	117	190	30	2	13	61	0	6	32-2	65	3	0	5	9	.332	.451
	<b>Los Angeles-NL</b>	<b>.337</b>	<b>27</b>	<b>98</b>	<b>17</b>	<b>33</b>	<b>55</b>	<b>8</b>	<b>1</b>	<b>4</b>	<b>17</b>	<b>0</b>	<b>0</b>	<b>14-1</b>	<b>19</b>	<b>2</b>	<b>0</b>	<b>1</b>	<b>2</b>	<b>.425</b>	<b>.561</b>
2016	<b>Los Angeles-NL</b>	<b>.308</b>	<b>157</b>	<b>627</b>	<b>105</b>	<b>193</b>	<b>321</b>	<b>40</b>	<b>5</b>	<b>26</b>	<b>72</b>	<b>0</b>	<b>2</b>	<b>54-5</b>	<b>133</b>	<b>3</b>	<b>3</b>	<b>4</b>	<b>12</b>	<b>.365</b>	<b>.512</b>
2017	<b>Los Angeles-NL</b>	<b>.295</b>	<b>145</b>	<b>539</b>	<b>85</b>	<b>159</b>	<b>258</b>	<b>33</b>	<b>0</b>	<b>22</b>	<b>77</b>	<b>0</b>	<b>3</b>	<b>67-5</b>	<b>131</b>	<b>4</b>	<b>2</b>	<b>4</b>	<b>14</b>	<b>.375</b>	<b>.479</b>
2018	<b>Los Angeles-NL-2</b>	<b>.267</b>	<b>26</b>	<b>101</b>	<b>13</b>	<b>27</b>	<b>40</b>	<b>5</b>	<b>1</b>	<b>2</b>	<b>13</b>	<b>0</b>	<b>1</b>	<b>11-1</b>	<b>17</b>	<b>0</b>	<b>0</b>	<b>2</b>	<b>2</b>	<b>.348</b>	<b>.396</b>
2019	<b>Los Angeles-NL-3</b>	<b>.272</b>	<b>134</b>	<b>489</b>	<b>82</b>	<b>133</b>	<b>236</b>	<b>#44</b>	<b>1</b>	<b>19</b>	<b>87</b>	<b>0</b>	<b>4</b>	<b>44-3</b>	<b>98</b>	<b>1</b>	<b>0</b>	<b>4</b>	<b>8</b>	<b>.335</b>	<b>.483</b>
	Rancho Cucamonga	.333	3	6	0	2	2	0	0	0	1	0	0	0-0	1	0	0	0	0	.333	.333
2020	<b>Los Angeles-NL</b>	<b>.307</b>	<b>52</b>	<b>212</b>	<b>38</b>	<b>65</b>	<b>124</b>	<b>12</b>	<b>1</b>	<b>15</b>	<b>41</b>	<b>0</b>	<b>2</b>	<b>17-0</b>	<b>37</b>	<b>1</b>	<b>0</b>	<b>1</b>	<b>8</b>	<b>.358</b>	<b>.585</b>
2021	<b>Los Angeles-NL-4</b>	<b>.306</b>	<b>95</b>	<b>353</b>	<b>54</b>	<b>108</b>	<b>184</b>	<b>22</b>	<b>3</b>	<b>16</b>	<b>57</b>	<b>0</b>	<b>3</b>	<b>48-2</b>	<b>66</b>	<b>1</b>	<b>1</b>	<b>5</b>	<b>8</b>	<b>.394</b>	<b>.521</b>
	ACL Dodgers	.500	1	2	0	1	0	0	0	0	0	0	0	1-0	0	0	0	0	0	.667	.500
2022	<b>Texas—5</b>	<b>.245</b>	<b>151</b>	<b>593</b>	<b>91</b>	<b>145</b>	<b>270</b>	<b>24</b>	<b>1</b>	<b>33</b>	<b>83</b>	<b>0</b>	<b>5</b>	<b>58-7</b>	<b>103</b>	<b>3</b>	<b>0</b>	<b>7</b>	<b>14</b>	<b>.317</b>	<b>.455</b>
<b>MAJOR TOTALS</b>		<b>.287</b>	<b>787</b>	<b>3012</b>	<b>485</b>	<b>863</b>	<b>1488</b>	<b>188</b>	<b>13</b>	<b>137</b>	<b>447</b>	<b>0</b>	<b>20</b>	<b>313-24</b>	<b>604</b>	<b>15</b>	<b>6</b>	<b>28</b>	<b>68</b>	<b>.357</b>	<b>.494</b>
<b>MINOR TOTALS</b>		<b>.307</b>	<b>394</b>	<b>1531</b>	<b>259</b>	<b>470</b>	<b>800</b>	<b>116</b>	<b>14</b>	<b>62</b>	<b>279</b>	<b>3</b>	<b>19</b>	<b>145-10</b>	<b>314</b>	<b>28</b>	<b>9</b>	<b>15</b>	<b>37</b>	<b>.368</b>	<b>.523</b>

\* Led league # Tied for league lead

- 1- Selected by the Los Angeles Dodgers in the 1st round (18th overall) of the 2012 June draft...signed by Lon Joyce.
- 2- On injured list, May 1, 2018—end of season, with right UCL strain.
- 3- On injured list, June 13-July 10, 2019, with left hamstring strain...included rehab assignment with Rancho Cucamonga, July 5-9.
- 4- On injured list, May 16-July 29, 2021, with right hand fracture...included rehab assignment with ACL Dodgers, July 27-29.
- 5- Signed by Texas as a free agent on Dec. 1, 2021.

## POSTSEASON RECORD

SERIES	CLUB	AVG	G	AB	R	H	TB	2B	3B	HR	RBI	SH	SF	BB-1	SO	SB	CS	HP	GIDP	OBP	SLG
2015 NLDS	LAD vs. NYM	.188	5	16	2	3	4	1	0	0	0	0	0	1-0	8	0	0	0	0	.235	.250
2016 NLDS	LAD vs. WAS	.130	5	23	3	3	10	1	0	2	3	0	0	0-0	6	0	0	0	0	.130	.435
2016 NLCS	LAD vs. CHC	.286	6	21	0	6	6	0	0	0	1	0	0	2-0	7	0	0	1	2	.275	.286
2017 NLDS	LAD vs. ARI	.273	3	11	3	3	5	0	1	0	2	0	0	4-0	3	1	0	0	0	.467	.455
2017 NLCS	LAD vs. CHC	DID NOT PLAY																			
2017 WS	LAD vs. HOU	.222	7	27	4	6	10	1	0	1	4	0	1	3-0	9	0	0	0	2	.290	.370
2019 NLDS	LAD vs. WAS	.150	5	20	0	3	4	1	0	0	0	0	0	1-0	8	0	0	0	1	.190	.200
2020 NLWC	LAD vs. MIL	.143	2	7	2	1	4	0	0	1	1	0	0	1-0	2	0	0	0	0	.250	.571
2020 NLDS	LAD vs. SD	.364	3	11	3	4	6	2	0	0	3	0	1	3-0	0	1	0	0	0	.467	.545
2020 NLCS	LAD vs. ATL	.310	7	29	8	9	26	2	0	5	11	0	0	1-0	6	0	0	0	0	.333	.897
2020 WS	LAD vs. TB	.400	6	20	7	8	14	0	0	2	5	0	0	6-0	4	1	0	1	1	.556	.700
2021 NLWC	LAD vs. STL	.000	1	3	0	0	0	0	0	0	0	0	0	1-0	2	0	0	0	0	.250	.000
2021 NLCS	LAD vs. SF	.238	5	21	2	5	7	2	0	0	2	0	0	1-0	3	0	0	0	0	.273	.333
2021 NLCS	LAD vs. ATL	.167	6	24	3	4	11	1	0	2	4	0	0	3-1	9	0	0	0	0	.259	.458
<b>WC TOTALS</b>		<b>.100</b>	<b>3</b>	<b>10</b>	<b>2</b>	<b>1</b>	<b>4</b>	<b>0</b>	<b>1</b>	<b>1</b>	<b>0</b>	<b>0</b>	<b>0</b>	<b>2-0</b>	<b>4</b>	<b>0</b>	<b>0</b>	<b>0</b>	<b>0</b>	<b>.250</b>	<b>.400</b>
<b>LDS TOTALS</b>		<b>.204</b>	<b>26</b>	<b>102</b>	<b>13</b>	<b>21</b>	<b>36</b>	<b>7</b>	<b>1</b>	<b>2</b>	<b>10</b>	<b>0</b>	<b>1</b>	<b>10-0</b>	<b>28</b>	<b>2</b>	<b>0</b>	<b>0</b>	<b>1</b>	<b>.274</b>	<b>.353</b>
<b>LCS TOTALS</b>		<b>.257</b>	<b>19</b>	<b>74</b>	<b>11</b>	<b>19</b>	<b>43</b>	<b>3</b>	<b>0</b>	<b>7</b>	<b>16</b>	<b>0</b>	<b>0</b>	<b>6-1</b>	<b>22</b>	<b>0</b>	<b>0</b>	<b>1</b>	<b>2</b>	<b>.321</b>	<b>.581</b>
<b>WS TOTALS</b>		<b>.298</b>	<b>13</b>	<b>47</b>	<b>11</b>	<b>14</b>	<b>24</b>	<b>1</b>	<b>0</b>	<b>3</b>	<b>9</b>	<b>0</b>	<b>1</b>	<b>9-0</b>	<b>13</b>	<b>1</b>	<b>0</b>	<b>1</b>	<b>3</b>	<b>.414</b>	<b>.511</b>
<b>POSTSEASON TOTALS</b>		<b>.236</b>	<b>61</b>	<b>233</b>	<b>37</b>	<b>55</b>	<b>107</b>	<b>11</b>	<b>1</b>	<b>13</b>	<b>36</b>	<b>0</b>	<b>2</b>	<b>27-1</b>	<b>67</b>	<b>3</b>	<b>0</b>	<b>2</b>	<b>6</b>	<b>.318</b>	<b>.459</b>

## ALL-STAR GAME RECORD

YEAR	LEAGUE/HOST	AVG	G	AB	R	H	TB	2B	3B	HR	RBI	SH	SF	BB-1	SO	SB	CS	HP	GIDP	OBP	SLG
2016	NL, San Diego	.000	1	1	0	0	0	0	0	0	0	0	0	0-0	1	0	0	0	0	.000	.000
2017	NL, Miami	.000	1	2	0	0	0	0	0	0	0	0	0	0-0	1	0	0	0	1	.000	.000
2022	NL, Los Angeles-NL	.000	1	1	0	0	0	0	0	0	0	0	0	0-0	0	0	0	0	0	.000	.000
<b>ALL-STAR TOTALS</b>		<b>.000</b>	<b>3</b>	<b>4</b>	<b>0</b>	<b>0</b>	<b>0</b>	<b>0</b>	<b>0</b>	<b>0</b>	<b>0</b>	<b>0</b>	<b>0</b>	<b>0-0</b>	<b>1</b>	<b>0</b>	<b>0</b>	<b>0</b>	<b>1</b>	<b>.000</b>	<b>.000</b>

## CAREER FIELDING

YEAR	PCT	G	PO	A	E	TC	DP
2015	.949	21	23	70	5	98	12
2016	.968	155	195	356	18	569	67
2017	.979	138	185	324	11	520	77
2018	.968	25	26	64	3	93	11
2019	.967	132	138	304	15	457	59
2020	.952	43	46	113	8	167	16
2021	.975	92	104	202	8	314	22
2022	.972	144	176	407	17	600	91
<b>Totals</b>	<b>.970</b>	<b>750</b>	<b>893</b>	<b>1840</b>	<b>85</b>	<b>2818</b>	<b>355</b>

3B	PCT	G	PO	A	E	TC	DP
2015	1.000	6	1	11	0	12	1

## CAREER HIGHS

- Hits:** 4, 9x, last Sept. 23, 2021 at COL
- Runs:** 3, 10x, last Aug. 28, 2022 vs. DET
- Doubles:** 3, July 17, 2016 at ARI
- Triples:** 1, 1x, last Sept. 24, 2021 at ARI
- Home Runs:** 3, 2x, last June 20, 2017 vs. NYM
- RBI:** 6, June 20, 2017 vs. NYM
- Walks:** 3, 4x, last Sept. 5, 2021 at SF
- Stolen Bases:** 1, 15x, last June 11, 2022 at CWS
- Hitting Streak:** 19, June 16-July 6, 2016

## MULTI-HR GAMES (12)

- May 15, 2016 vs. STL
- June 3, 2016 vs. ATL (3)
- June 5, 2016 vs. ATL
- Aug. 8, 2016 vs. PHI
- June 20, 2017 vs. NYM (3)
- July 28, 2017 vs. SF
- Sept. 10, 2019 at BAL
- Sept. 6, 2020 vs. COL
- Sept. 26, 2021 at ARI
- Sept. 30, 2021 vs. SD
- May 10, 2022 vs. KC

## GRAND SLAMS (2)

- June 11, 2017 vs. CIN (Iglesias)
- May 12, 2019 vs. WAS (Barracough)

FRONT OFFICE

COACHES

PLAYERS


2022 REVIEW

OPONENTS

RECORDS

DEVELOPMENT

MEDIA



2B #2

# MARCUS SEMIEN

R BATS R THROWS  
6'0" HEIGHT 195 WEIGHT  
32 OPENING DAY AGE

BORN Sept. 17, 1990 in San Francisco, CA  
RESIDES Westlake, TX  
ACQUIRED Signed as a free agent on Dec. 1, 2021  
CONTRACT STATUS Signed through 2028  
SERVICE TIME 8.118 OPTIONS USED 1/3

**CAREER:** The 32-year-old Semien slashed .248/.304/.429/.733 (163-657) with 26 home runs, 83 RBI, and career-high 25 steals in 2022, his 10th Major League season and 1st with the Rangers after signing a 7-year contract on 12/1/21...was selected as a Louisville Slugger Silver Slugger and Rawlings Gold Glove finalist at second base...has a career .255 average with 186 home runs and 565 RBI over 1181 games with Chicago-AL (2013-14), Oakland (2015-20), Toronto (2021), and Texas (2022)...set a MLB record with 45 homers as a second baseman, started in All-Star Game, earned Rawlings Gold Glove and Silver Slugger Awards, and placed 3rd in A.L. MVP voting in lone season with Blue Jays in 2021...is only MLB player in history with 30+ HR seasons at both 2B and SS (33 in 2019)...spent 6 seasons as the starting shortstop for Oakland...set career highs with .285 batting average, 123 runs, 187 hits, and 43 doubles in 2019, finishing 3rd in A.L. MVP voting...was acquired by the A's in December 2014 from the White Sox, where he made his MLB debut in 2013...was selected by CWS in the 6th round of the 2011 MLB Draft after playing 3 seasons at the University of California...is a native of the San Francisco area.

**MLB LEADERBOARD:** Finished last season ranked among American League leaders in plate appearances (1st, 724 - most in MLB), at-bats (1st, 657 - most in MLB), sac flies (T1st, 10), R (3rd, 101), SB (T5th, career-high 25), 3B (T6th, 5), TB (9th, 282), 2+ hit games (9th, 45), 3+ hit games (T10th, 13)...since becoming a regular in 2015, ranks among the MLB leaders in at bats (5th, 4275) and games (9th, 1096), appearing in 155+ contests in 6 of 8 seasons... has appeared in 697 of his team's 708 games (98.4%) over the past five seasons (2018-22)... in the last 4 years (2019-22) is 1st in MLB in at bats (2177), plate appearances (2431), and games (538), and ranks among the leaders in extra-base hits (2nd, 248), runs (3rd, 367), total bases (3rd, 1055), homers (7th, 111), and hits (7th, 570)...has 83 homers as leadoff hitter from 2019-22, 4th-most in MLB: 95—George Springer; 90—Mookie Betts; 87—Ronald Acuña, Jr.

**W.A.R. MACHINE:** Semien's 22.0 bWAR over the last 4 seasons (beg. 2019) ranks 2nd in MLB over that span (see chart), trailing only NYY's Aaron Judge (23.4)...in 2022, produced a 5.9 baseball-reference WAR (bWAR) figure that led all Rangers and ranked 7th among A.L. position players...marked the 3rd-highest bWAR total of his career, trailing only 2019 (8.5) and 2021 (7.3)...marked the 5th-highest single-season bWAR ever by a Texas second baseman, highest since Ian Kinsler in 2011 (7.0)...recorded career-high 8.5 bWAR in 2019 with Oakland, the 5th-highest single-season mark in A's history and highest by any middle infielder since PHI's Chase Utley in 2008 (9.0).

## MLB bWAR LEADERS (SINCE 2019)

bWAR	Player
23.4	Aaron Judge
22.0	Marcus Semien
21.4	Mookie Betts
20.8	Nolan Arenado
20.1	Juan Soto

**FIELDING:** Was a Rawlings Gold Glove finalist at second base last season after he led all Rangers and ranked among A.L. leaders in Defensive Runs Saved (T8th, 13) and Ultimate Zone Rating (10th, 4.4)...marked 3rd-most DRS ever by a Texas second baseman in a single season, trailing only Ian Kinsler in 2009 (22) and 2011 (17)...had 66-G errorless streak at 2B from 5/31-8/25, his longest-career errorless streak at any position... won his 1st career A.L. Rawlings Gold Glove Award in 2021 at 2nd base...was an A.L. Gold Glove Award finalist at shortstop in both 2018 and 2019 with OAK...led A.L. shortstops in fielding percentage (.981), total chances (634), assists (436) and double plays (85) while placing 2nd in putouts (186) in 2019...his 1435.0 innings were the most ever by an A's shortstop and led the Majors...was MLB SS leader in total chances (676), assists (458) and innings (1423.2) in 2018... committed MLB-leading 35 errors in 2015, setting OAK club record (Bert Campaneris, 34 in 1968).

**POSTSEASON:** Appeared in the playoffs for 3 straight years with the A's from 2018-20, batting a combined .371 (13-35) with 2 home runs, 4 RBI and 5 walks in 9 games, compiling a 1.021 OPS...hit safely in 8 of the 9 games, including final 6 in 2020 (11-23)...recorded multiple hits in each of last five games, longest postseason multi-hit streak in A's history...hit .533 (8-15) in 4-game ALDS vs. HOU in 2020, T6th highest average in LDS history (min. 15 AB).

**2022:** Was a finalist for the Louisville Silver Slugger and Rawlings Gold Glove awards at second base in his first season with Texas...led the A.L. in games played (161), starting 161 of the Rangers' 162 contests at second base (148) and shortstop (13)...recorded career-high 25 stolen bases, going 25-for-33 (75.7%) in steal attempts...tied Adolis Garcia for the team lead in steals and joined him in producing the 7th and 8th 25+ HR/25+ SB seasons in club history, the 1st since Ian Kinsler in 2011 (32 HR/30 SB)...became just the 9th pair of teammates since at least 1922 to post 25+ HR/25+ SB seasons in the same year, 1st since CLE's Francisco Lindor (38 HR/25 SB) and José Ramírez (39 HR/34 SB) in 2018...batted leadoff for Texas in 119 of 162 team games, including each of club's last 70 contests to finish the season...his 101 runs scored were 3rd-most in A.L. (133-NYY's Aaron Judge, 103-HOU's Jose Altuve) and the most by a Ranger since Ian Desmond in 2016 (107)...hit multiple HRs on 6/7 at CLE-G2 (2) and 9/29 at SEA (2), becoming the 3rd

FRONT OFFICE

COACHES

PLAYERS

2022 REVIEW

OPPONENTS

RECORDS

DEVELOPMENT

MEDIA

Texas batter ever with 2+ multi-HR games from leadoff slot in a season, joining Ian Kinsler in 2011 (5) and 2009 (4), and David Dellucci in 2005 (3)...was selected as Rangers Player of the Month for September/October after he batted .283/.324/.500/.824 (39-138) with 6 HR, 10 2B, and 19 RBI over 33 G...slashed .319/.361/.584/.945 (36-113) over 27 G in Sept., his highest monthly figures in each category as a Ranger... Semien's Sept. A.L. ranks: 2B (T2nd, 10), TB (T3rd, 66), H (T4th, 36).

**SUMMARY:** Endured one of the worst slumps of his career to open the season, as he batted .157/.223/.209/.432 (21-134) with zero HR and 8 RBI over his first 34 G...rebounded to slash .272/.325/.486/.810 (142-523) with 26 HR and 75 RBI over his last 127 G (beg. 5/18), producing a 4.8 fWAR figure over the latter span which ranked 6th among A.L. position players...all 26 HR came after 5/27, 3rd-most in A.L. over span (45-Judge, 28-Trout)...hit HR in 3 straight games from 6/7-8 (4 HR) to match longest career streak (also 9/5-7/21)...hit grand slam (6th career slam) for 1st HR with TEX on 5/28 at OAK, ending 43-G homerless drought to begin his TEX career...marked the 2nd-longest HR-less streak of his career (45 G, 5/13-7/1/15)...reached via H/BB base in 8 of 9 PA in doubleheader on 6/7 at CLE, going 7-for-8 with 3 HR, 3 RBI, 4 R, BB, 2 SB...via Elias: tied franchise record for hits in a doubleheader (3x, last Marlon Byrd on 9/8/09 at CLE)...became 4th player (2nd Ranger) in franchise history with 3+ HR in a doubleheader (last Al Oliver, 4 HR on 8/17/80 at DET)...reached in all 5 PA of nightcap (4-for-4, 2 HR, BB)...became the 1st MLB player since CIN's Joe Morgan (7/31/1973 at ATL) to produce as many as 7 hits and 3 HR in a DH (Elias).

**2021:** Led the Majors in plate appearances (724) and extra-base hits (86), tied for 1st in games (162), and ranked 2nd in at-bats (652) and total bases (351)...T1st in the A.L. in G, 2nd in AB and TB, ranked 4th in runs (115), doubles (39), and homers (45), and was also among the top 10 in hits (T5th, 173), slugging (7th, .538), OPS (10th, .873), and RBI (T10th, 102)...established career highs for G, HR, RBI, TB, XBH, SLG, and steals (15)...45 HR were the most ever in a season by an individual playing primarily at second base, 2 more than ATL's Davey Johnson in 1973...of the 45 homers, 41 came while playing 2B...combined with Vladimir Guerrero Jr. (48) to hit 93 HR, most by a 1B/2B combo in MLB history, surpassing 90 HR by PHI's 1B Ryan Howard (58) and 2B Chase Utley (32) in 2006...Semien and Bo Bichette (29 HR) also set the MLB record for most HR by a 2B/SS duo (74), surpassing 66 homers by TEX' 2B Michael Young (9) and SS Alex Rodriguez (57) in 2002...finished 3rd in BBWAA A.L. MVP Award voting with 232 points behind unanimous winner LAA's Shohei Ohtani (420) and teammate Vladimir Guerrero, Jr. (269)...earned 1st career Silver Slugger and Gold Glove awards...joined K.C.'s Whit Merrifield as one of just two MLB players to play in all 162 games...elected as the A.L.'s starting 2B and went 1-for-2 in his 1st appearance in the Midsummer Classic...connected for 1,000th career hit, 9/30 vs. NYY...**2020:** Started 53 games at short in final season with Oakland...tied for club lead in hits (47) and T2nd in runs (28) but had career low .223 batting average...**2019:** Led the Majors in plate appearances (747) and tied for 1st in games (162)...ranked among the A.L. leaders in at bats (2nd, 657), total bases (2nd, 343), runs (3rd, 123), doubles (3rd, 43), extra-base hits (3rd, 83), hits (5th, 187), triples (T5th, 7), and walks (6th, 87)...set A's franchise record for plate appearances and tied OAK club marks for games

and runs in a season...joined Al Simmons (1929; 1930), Eric Chavez (2001) and Jason Giambi (2001) as the only A's players ever with at least 40 doubles and 30 homers...had career best 17-game hitting streak, 6/4-20...named A.L. Player of the Week, 6/3-9...had career-high 7 RBI on 8/26 at KC, most RBI by an A's leadoff hitter since RBI became an official statistic in 1920...was 3-for-3 with 3 walks on 9/21 vs. TEX to become the first Athletic with 3 hits and 3 walks in a 9-inning game since Jimmie Foxx on 7/13/35 vs. DET...**2018:** Ranked 2nd in the A.L. in games (159) and tied for 2nd in at bats (632)... also led the A's in hits (161) and ranked 3rd in runs (89)...started 158 games at short...had 1st career walk-off RBI with 11th inning single on opening day, 3/29 vs. LAA...**2017:** Made 85 starts at short and ranked 2nd on team with 12 steals...had only career DL stint when placed on 10-day list on 4/15 with right hand injury...was diagnosed as a fractured scapoid bone and had surgery to insert a screw into the bone on 4/18 with surgery performed by Dr. Steve Shin of the Kerlan-Jobe Clinic in Los Angeles...was moved to 60-day DL on 4/20 and activated on 7/6 following 8-game minor league rehab stint...hit .257 with all 10 of his home runs in 74 games after return...**2016:** Tied for 8th in the A.L. in games (159)...his 27 homers matched COL's Trevor Story for most in the Majors by a shortstop... hit 9 homers batting in the 9th position, tying TEX' Robinson Chirinos for MLB lead...also ranked among the A.L. leaders in home runs in the 7th inning or later (6th, 12) and with two strikes (T7th, 13)...had career best on-base streak of 27 games, 9/6/15-4/7/16...**2015:** Started 147 games at short...led the A's in games (155) and was 2nd in at bats (556) and triples (7) in 1st full MLB season...hit .329 vs. LHP, 7th highest in the A.L...tied for 2nd among A.L. shortstops with 15 home runs... tied Oakland Coliseum single season record with 5 triples.

**2014:** Opened the season with the White Sox and hit .213 in 43 games before option to Charlotte (AAA) on 6/1...was recalled on 9/2 and batted .273 in 21 games the rest of the season... started 31 games at third base, 25 at second base and one at shortstop in his 2 stints with CWS...of his 6 home runs, 4 were go-ahead blasts in the 6th inning or later, tied for 2nd most in the A.L...**2013:** Named to *Baseball America's* Minor League All-Star team after combining to hit .283 with 19 home runs, 66 RBI and 110 runs scored in 137 games with Birmingham (AA) and Charlotte...led all minor leaguers in runs and was 6th in walks (98)...was selected as Southern League MVP and picked to both the SL Mid-Season and Post-Season All-Star teams... topped league in runs (90) and on-base percentage (.420) ... was promoted to Charlotte on 8/1...had contract selected by CWS on 9/3 and made starts at 3B (13), SS (3), and 2B (1) over final month of season...started at 3rd base in MLB debut on 9/4 at NYY and went 2-for-4 with an RBI...singled off CC Sabathia in 2nd inning for his 1st hit...connected for his 1st home run on 9/23 vs. TOR off J.A. Happ...played for Glendale in Arizona Fall League and participated in AFL Fall Stars Game.

**2012:** Ranked among the Carolina League leaders in extra-base hits (2nd, 50), runs (3rd, 80), slugging percentage (5th, .471) and walks (5th, 55) at Winston-Salem (High-A)...played in just 107 games due to 3 stints on the disabled list...**2011:** Appeared at 55 games at short and 4 at 2B in pro debut at Kannapolis (Low-A)...hit safely in each of 1st 6 pro games... connected for 1st home run, 7/5 vs. Greensboro.

**AMATEUR BACKGROUND:** Played 3 years at the University of California at Berkeley...batted .275 as starting shortstop in 2011 for the Bears, who advanced to the College World Series... earned Honorable Mention All-Pac-10 in 2010 after hitting .328...was a three-time all-league selection at St. Mary's High School in Berkeley (graduated 2008)...hit .471 as a junior and .371 as a senior...was selected by CWS in the 34th round of the 2008 MLB Draft but did not sign.

**PERSONAL:** Marcus Andrew Semien...married to Tarah with three sons, Isaiah, Joshua and Eli...his father, Damien played football at Cal...is a 2-time selection of his team's MLBPAA Heart and

Hustle Award, which honors active players who demonstrate a passion for the game of baseball and best embody the values, spirit and traditions of the game, OAK in 2016 and TOR in 2021...last season, was involved in charitable efforts through The Players Alliance and Texas Rangers Youth Academy...last distributed food to over 200 families and offered mentorship to youth baseball and softball players as part of 2023 Martin Luther King Day of Service event at the Rangers Youth Academy in West Dallas...participated in Rangers' annual Thanksgiving turkey distribution event...provided meals to Oakland medical and public safety personnel during the early days of the pandemic in 2020...is a member of the MLBPA Executive Council.

## CAREER RECORD

YEAR	CLUB	AVG	G	AB	R	H	TB	2B	3B	HR	RBI	SH	SF	BB-I	SO	SB	CS	HP	GDP	OBP	SLG
2011	Kannapolis—1	.253	60	229	35	58	86	15	2	3	26	6	3	22-0	53	3	4	2	4	.320	.376
2012	Winston-Salem	.273	107	418	80	114	197	31	5	14	59	6	3	55-1	97	11	5	5	7	.362	.471
2013	Birmingham	.290	105	393	90	114	190	21	5	15	49	2	0	84-3	66	20	5	4	7	.420	.484
	Charlotte	.264	32	125	20	33	58	11	1	4	17	0	2	14-0	24	4	0	1	6	.338	.464
	<b>Chicago-AL</b>	<b>.261</b>	<b>21</b>	<b>69</b>	<b>7</b>	<b>18</b>	<b>28</b>	<b>4</b>	<b>0</b>	<b>2</b>	<b>7</b>	<b>0</b>	<b>1</b>	<b>1-0</b>	<b>22</b>	<b>2</b>	<b>2</b>	<b>0</b>	<b>1</b>	<b>1.268</b>	<b>.406</b>
2014	<b>Chicago-AL—2</b>	<b>.234</b>	<b>64</b>	<b>231</b>	<b>30</b>	<b>54</b>	<b>86</b>	<b>10</b>	<b>2</b>	<b>6</b>	<b>28</b>	<b>2</b>	<b>0</b>	<b>21-0</b>	<b>70</b>	<b>3</b>	<b>0</b>	<b>1</b>	<b>6</b>	<b>.300</b>	<b>.372</b>
	Charlotte	.267	83	303	57	81	152	20	3	15	52	0	5	53-2	59	7	2	5	4	.380	.502
2015	Oakland	.257	155	556	65	143	225	23	7	15	45	1	1	42-1	132	11	5	1	16	.310	.405
2016	Oakland	.238	159	568	72	135	247	27	2	27	75	1	1	51-1	139	10	2	0	12	.300	.435
2017	Oakland—3	.249	85	342	53	85	136	19	1	10	40	1	3	38-0	85	12	1	2	3	.325	.398
	Stockton	.353	5	17	2	6	12	3	0	1	5	0	3	0-0	2	0	0	0	0	.300	.706
	Nashville	.286	3	14	4	4	7	0	0	1	3	0	0	1-0	1	0	0	0	1	.333	.500
2018	Oakland—4	.255	159	632	89	161	245	35	2	15	70	2	7	61-1	131	14	6	1	12	.318	.388
2019	Oakland	.285#162	657	123	187	343	43	7	33	92	0	1	87-2	102	10	8	2	11	370	.522	
2020	Oakland	.223	53	211	28	47	79	9	1	7	23	0	0	25-0	50	4	0	0	3	.305	.374
2021	Toronto—5	.265#162	652	115	173	351	39	2	45	102	0	3	66-0	146	15	1	3	9	.334	.538	
2022	Texas—6	.248*161	*657	101	163	282	31	5	26	83	0#10	53-0	120	25	8	4	7	.304	.429		
<b>MAJOR TOTALS</b>		<b>.255</b>	<b>1181</b>	<b>4575</b>	<b>683</b>	<b>1166</b>	<b>2022</b>	<b>240</b>	<b>29</b>	<b>186</b>	<b>565</b>	<b>7</b>	<b>27</b>	<b>445-5</b>	<b>997</b>	<b>106</b>	<b>33</b>	<b>14</b>	<b>80</b>	<b>.321</b>	<b>.442</b>
<b>MINOR TOTALS</b>		<b>.274</b>	<b>395</b>	<b>1499</b>	<b>288</b>	<b>410</b>	<b>702</b>	<b>101</b>	<b>16</b>	<b>53</b>	<b>211</b>	<b>14</b>	<b>16</b>	<b>229-6</b>	<b>302</b>	<b>45</b>	<b>16</b>	<b>17</b>	<b>29</b>	<b>.373</b>	<b>.468</b>

\* Led league # Tied for league lead

- 1- Selected by Chicago-AL in the 6th round of the 2011 June draft...signed by Adam Virchis.
- 2- Acquired by Oakland from Chicago-AL, along with RHP Chris Bassitt, C Josh Phegley, and INF Rangel Ravelo, in exchange for RHP Jeff Samardzija and RHP Michael Ynoa on Dec. 9, 2014.
- 3- On injured list, April 15-July 5, 2017, with right wrist contusion...included rehab assignments with Stockton, June 23-30, and Nashville, July 1-5.
- 4- On MLB Paternity List, May 30-31, 2018.
- 5- Signed by Toronto as a free agent on Jan. 30, 2021.
- 6- Signed by Texas as a free agent on Dec. 1, 2021.

## POSTSEASON RECORD

SERIES	CLUB	AVG	G	AB	R	H	TB	2B	3B	HR	RBI	SH	SF	BB-I	SO	SB	CS	HP	GDP	OBP	SLG
2018 ALWC	OAK vs. NYY	.333	1	3	0	1	0	0	0	0	0	0	0	1-0	1	0	0	0	0	.500	.333
2019 ALWC	OAK vs. TB	.200	1	5	1	1	1	0	0	0	0	0	0	0-0	2	0	0	0	0	.200	.200
2020 ALWC	OAK vs. CWS	.250	3	12	2	3	7	1	0	1	2	0	0	1-0	1	0	0	0	0	.308	.583
2020 ALDS	OAK vs. HOU	.533	4	15	4	8	11	0	0	1	2	0	0	3-0	0	0	0	0	0	.611	.733
<b>WC TOTALS</b>		<b>.250</b>	<b>5</b>	<b>20</b>	<b>3</b>	<b>5</b>	<b>9</b>	<b>1</b>	<b>0</b>	<b>1</b>	<b>2</b>	<b>0</b>	<b>0</b>	<b>2-0</b>	<b>4</b>	<b>0</b>	<b>0</b>	<b>0</b>	<b>0</b>	<b>.318</b>	<b>.450</b>
<b>POSTSEASON TOTALS</b>		<b>0.371</b>	<b>9</b>	<b>35</b>	<b>7</b>	<b>13</b>	<b>20</b>	<b>1</b>	<b>0</b>	<b>2</b>	<b>4</b>	<b>0</b>	<b>0</b>	<b>5-0</b>	<b>4</b>	<b>0</b>	<b>0</b>	<b>0</b>	<b>0</b>	<b>.450</b>	<b>.571</b>

## ALL-STAR GAME RECORD

YEAR	LEAGUE/HOST	AVG	G	AB	R	H	TB	2B	3B	HR	RBI	SH	SF	BB-I	SO	SB	CS	HP	GDP	OBP	SLG
2021	AL, Colorado	.500	1	2	0	1	1	0	0	0	1	0	0	0-0	0	0	0	0	0	.500	.500

## CAREER FIELDING

SS	PCT	G	PO	A	E	TC	DP
2013	1.000	3	7	13	0	20	0
2014	1.000	3	0	3	0	3	1
2015	.947	152	214	407	35	656	99
2016	.971	159	235	477	21	733	109
2017	.976	85	125	241	9	375	45
2018	.970	159	198	458	20	676	79
2019	.981	161	186	436	12	634	85
2020	.967	53	59	147	7	213	17
2021	.984	21	16	46	1	63	5
2022	.971	17	24	43	2	69	7
<b>Totals</b>	<b>.969</b>	<b>813</b>	<b>1064</b>	<b>2271</b>	<b>107</b>	<b>3442</b>	<b>447</b>

FRONT OFFICE

COACHES

PLAYERS

2022 REVIEW

OPPONENTS

RECORDS

DEVELOPMENT

MEDIA

2B	PCT	G	PO	A	E	TC	DP
2013	1.000	3	1	7	0	8	0
2014	.970	26	51	78	4	133	23
2021	.985	147	202	318	8	528	86
2022	.989	148	252	398	7	657	89
<b>Totals</b>	<b>.986</b>	<b>324</b>	<b>506</b>	<b>800</b>	<b>19</b>	<b>1325</b>	<b>198</b>

3B	PCT	G	PO	A	E	TC	DP
2013	.921	17	5	30	3	38	2
2014	.896	33	14	72	10	96	9
<b>Totals</b>	<b>.903</b>	<b>50</b>	<b>19</b>	<b>102</b>	<b>13</b>	<b>134</b>	<b>11</b>

## GRAND SLAMS (6)

April 23, 2014 at DET (Krol)  
 July 31, 2017 vs. SF (Kontos)  
 Sept. 8, 2017 vs. HOU (Gregerson)  
 July 4, 2019 vs. MIN (Morin)  
 Sept. 6, 2021 at NYY (Kriske)  
 May 28, 2022 at OAK (Lemoine)

## GAME-ENDING HRS (2)

April 23, 2014 at DET (Krol)  
 July 31, 2017 vs. SF (Kontos)

## CAREER HIGHS

**Hits:** 4, 9x, last June 7, 2022 at CLE (G2)  
**Runs:** 3, 17x, last Sept. 13, 2022 vs. OAK  
**Doubles:** 3, Sept. 13, 2022 at OAK  
**Triples:** 1, 29x, last Sept. 12, 2022 at MIA  
**Home Runs:** 2, 12x, last Sept. 29, 2022 at SEA  
**RBI:** 7, Aug. 26, 2019 at KC  
**Walks:** 3, 3x, last Sept. 21, 2019 vs. TEX  
**Stolen Bases:** 2, 6x, last June 13, 2022 vs. OAK  
**Hitting Streak:** 17, June 4-20, 2019


## LEADOFF HRS (14)

Sept. 26, 2017 vs. SEA (Paxton)  
 Aug. 14, 2018 vs. SEA (Paxton)  
 May 28, 2019 vs. LAA (Bedrosian)  
 July 19, 2019 at MIN (Odorizzi)  
 Aug. 28, 2019 at KC (Junis)  
 Sept. 27, 2019 at SEA (Sheffield)  
 Aug. 8, 2020 vs. HOU (Valdez)  
 Aug. 21, 2020 vs. LAA (Heaney)  
 May 16, 2021 vs. PHI (Anderson)  
 June 16, 2021 vs. NYY (Cole)  
 June 19, 2021 at BAL (Kremer)  
 July 1, 2021 vs. SEA (Kikuchi)  
 Aug. 9, 2022 at HOU (Urquidy)  
 Aug. 23, 2022 at COL (Marquez)

## MULTI-HR GAMES (12)

May 10, 2015 at SEA  
 April 12, 2016 vs. LAA  
 Aug. 11, 2018 at LAA  
 June 7, 2019 at TEX  
 July 4, 2019 vs. MIN  
 Aug. 5, 2019 at CHC  
 June 19, 2021 at BAL  
 Aug. 18, 2021 at WAS  
 Aug. 26, 2021 vs. CWS  
 Sept. 6, 2021 at NYY  
 June 7, 2022 at CLE (G2)  
 Sept. 29, 2022 at SEA





# JOSH SMITH

**L**  
BATS

**R**  
THROWS

**5'10"**  
HEIGHT

**180**  
WEIGHT

**25**  
OPENING DAY AGE

**BORN** Aug. 7, 1997 in Baton Rouge, LA

**RESIDES** Baton Rouge, LA

**ACQUIRED** In a trade with New York-AL on July 29, 2021

**CONTRACT STATUS** Signed through 2023

**SERVICE TIME** 0.111 **OPTIONS USED** 0/3

**INF/OF #47**

FRONT OFFICE

COACHES

PLAYERS

2022 REVIEW

OPPONENTS

RECORDS

DEVELOPMENT

MEDIA

**CAREER:** The 25-year-old infielder saw his first Major League action in 2022, making his MLB debut on 5/30/22 vs. SEA...1st career HR was inside-the-park HR on 7/11/22 vs. OAK...was acquired by Texas from New York-AL at 2021 trade deadline...was involved in the 6-player trade with the New York Yankees that sent OF Joey Gallo and LHP Joey Rodriguez to the Bombers in exchange for a quartet of prospects: Smith, INF's Ezequiel Duran and Trevor Hauver, and RHP Glenn Otto...batted .309/.429/.535/.963 with 13 home runs, 41 RBI and 26 steals over 78 games spent with 4 different affiliates of the NYY and TEX organizations in 2021, topping out at Double-A Frisco (TEX)...was his 1st action since making his professional debut with Short-A Staten Island (NYY) in 2019, as he did not see an official game appearance in 2020 after the minor league season was canceled due to the COVID-19 pandemic...the Baton Rouge, La. native was originally selected by the Yankees in the 2nd round of the 2019 June draft following 3 standout seasons at Louisiana State University.

**2022:** Got his first taste of the Majors in 2022, batting .197 (42-213) with 2 home runs and 16 RBI over 73 games spanning a pair of stints with Texas (5/30-8/20, 9/8-end of season)...opened season at Triple-A Round Rock, where he slashed .290/.395/.466/.861 (64-221) with 6 HR, 45 RBI, and 9 SB over 55 games...made 60 starts in the big leagues at third base (32), left field (21), shortstop (5), and designated hitter (2)...was on 10-day Injured List from 6/4-20 with a left shoulder sprain...went 3-for-4 (all singles) in MLB debut on 5/30 vs. SEA, tying club record for hits in a debut (6x, last Nomar Mazara on 4/10/16 at LAA)...reached via H/BB/HBP in 11 straight games to begin MLB career (5/30-6/28), tied with Nick Solak (11 G in 2019) for the longest career-opening on-base streak in Rangers history...reached base safely via H/BB/HBP in 20 of first 22 MLB games, slashing .261/.384/.348/.732 (18-69) with nearly as many walks (12) as strikeouts (13) over that span...drew walks in 28 of 253 PA (11.1%), the 4th-highest walk pct. among A.L. rookies with 250+ PA in 2022 (13.8-BAL's Adley Rutschman, 12.4-KC's MJ Melendez, and 11.7-KC's Vinnie Pasquantino)...marked highest BB% by a Texas rookie (min. 250 PA) since Justin Smoak in 2010 (13.8%)...1st career HR was inside-the-park HR on 7/11 vs. OAK; 3rd Ranger to hit an ITPHR for 1st career HR (also Craig Gentry 9/23/11 vs. SEA and Marc Sagmoen 4/17/97 at KC)...2nd in MLB to do it since start of 2017 (LAD's Zach McKinstry 4/3/21 at COL)...2nd ITPHR in Globe Life Field history (also ATL's Travis Demeritte, 4/29/22)...returned to Triple-A for Major League injury rehab assignment (6/15-20) and on option from Texas (8/21-9/7)...overall, made 55 starts for the Express at 3B (20), SS (16), CF (14), LF (3), and DH (2).

**2021:** Combined for a .309/.429/.535/.963 slash line with 13 HR, 41 RBI, 20 2B, and 26 SB across 78 G in the NYY and TEX

orgs...was one of 24 minor league players to post a 10 HR/20 2B/25 SB season, along with fellow TEX farmhands Dustin Harris and Bubba Thompson...recorded the 9th-highest on-base pct. and 19th-highest OPS among minor league batters, and was one of 13 players in MiLB to post a .300+/.400+/.500+ triple slash line (min. 300 PA)...acquired by Texas from the Yankees on 7/29 in 6-player trade involving OF Joey Gallo...played exclusively at shortstop after the trade and batted a combined .295 (43-146) in 39 G with Hickory (A+) and Frisco (AA)...promoted to Double-A on 8/11...**2020:** Did not see official game action after minor league season was canceled due to the pandemic...worked out on his own after he was not invited to New York-AL's Alternate Training Site at PNC Field in Moosic, Penn...before the start of the season, was rated among the top prospects in the Yankees farm system by both MLB Pipeline (no. 17) and *Baseball America* (no. 25)...**2019:** Batted .324 (36-111) with 3 HR and 15 RBI in 33 G for Short-A Staten Island in his professional debut...posted the 2nd-highest on-base pct. (.450) and OPS (.927) in the league (min. 100 PA)...rated by *Baseball America* as the 16th-best prospect in the NYPL following the season.

**AMATEUR:** Was a lifetime .313 hitter in 3 seasons (2017-19) at Louisiana State University, finishing his collegiate career with nearly as many walks (71) as strikeouts (80)...served as the Tigers' starting shortstop as a junior in 2019 when he recorded a team-high .346 batting average that ranked 6th among qualified SEC hitters...missed most of his sophomore season in 2018 with a stress reaction in his vertebrae...was the starting third baseman for LSU's 2017 College World Series runner-up team, earning Freshman All-America and Freshman All-SEC recognition...slashed .382/.478/.513/.991 with 3 HR, 12 RBI and 5 steals for the Harwich Mariners of the Cape Cod League during the summer of 2017, posting the circuit's highest batting average and on-base percentage (min. 80 PA)...prepped at Catholic High School in Baton Rouge, La...started at third base as a freshman in 2013, helping Catholic to a 5A State Championship.

**PERSONAL/COMMUNITY:** Josh Harris Smith...he and wife, Claire, were married on 1/8/21...Josh and Claire are the hosts of a popular YouTube channel titled "Gettin' Smithy With It," in which the couple documents their life experiences and baseball travels...Josh was originally selected by New York-AL in the 2nd round of the 2019 June draft and signed by scout Mike Leuzinger...was also selected by Detroit in the 38th round out of high school in 2016, but chose to attend LSU...majored in finance...frequently attended LSU baseball games as a youngster...has an older sister, Brett, and younger sister, Carsyn...made a number of community and caravan appearances for the Rangers this off-season.

## CAREER RECORD

YEAR	CLUB	AVG	G	AB	R	H	TB	2B	3B	HR	RBI	SH	SF	BB-1	SO	SB	CS	HP	GDP	OBP	SLG	
2019	Staten Island	—1.2	.324	33	111	17	36	53	6	1	3	15	1	2	25-2	17	6	3	2	3	.450	.477
2020	DID NOT PLAY																					
2021	Tampa	.333	11	39	15	13	31	0	0	6	15	0	0	7-0	6	5	0	4	0	.480	.795	
	Hudson Valley	.320	28	103	29	33	60	12	3	3	9	1	0	16-0	27	12	3	5	0	.435	.583	
	Hickory	—3	.295	9	44	10	13	19	3	0	1	7	0	0	2-0	9	2	0	3	0	.367	.432
	Frisco	.294	30	102	12	30	44	5	0	3	10	0	1	18-0	20	7	2	6	2	.425	.431	
2022	Round Rock	.290	55	221	45	64	103	13	4	6	45	0	1	33-0	54	9	4	6	4	.395	.466	
	Texas	—4	<b>.197</b>	<b>73</b>	<b>213</b>	<b>23</b>	<b>42</b>	<b>53</b>	<b>5</b>	<b>0</b>	<b>2</b>	<b>16</b>	<b>2</b>	<b>3</b>	<b>28-0</b>	<b>50</b>	<b>4</b>	<b>3</b>	<b>7</b>	<b>1</b>	<b>.307</b>	<b>.249</b>
	<b>MAJOR TOTALS</b>		<b>.197</b>	<b>73</b>	<b>213</b>	<b>23</b>	<b>42</b>	<b>53</b>	<b>5</b>	<b>0</b>	<b>2</b>	<b>16</b>	<b>2</b>	<b>3</b>	<b>28-0</b>	<b>50</b>	<b>4</b>	<b>3</b>	<b>7</b>	<b>1</b>	<b>.307</b>	<b>.249</b>
	<b>MINOR TOTALS</b>		<b>.305</b>	<b>166</b>	<b>620</b>	<b>128</b>	<b>189</b>	<b>310</b>	<b>39</b>	<b>8</b>	<b>22</b>	<b>101</b>	<b>2</b>	<b>4</b>	<b>101-2</b>	<b>133</b>	<b>41</b>	<b>12</b>	<b>26</b>	<b>9</b>	<b>.421</b>	<b>.500</b>

\* Led league # Tied for league lead

FRONT OFFICE

COACHES

- 1- Selected by Detroit in the 38th round of the 2016 June draft...did not sign.
- 2- Selected by New York-AL in the 2nd round (67th overall) of the 2019 June draft...signed by Mike Leuzinger.
- 3- Acquired by Texas from New York-AL, along with INFs Ezequiel Duran and Trevor Hauver, and RHP Glenn Otto, in exchange for OF Joey Gallo, LHP Joely Rodriguez, and cash considerations on July 29, 2021.
- 4- On injured list, June 4-20, 2022, with left shoulder sprain...included rehab assignment with Round Rock, June 15-20.

## CAREER FIELDING

3B	PCT	G	PO	A	E	TC	DP
2022	.989	36	22	72	1	95	8
OF	PCT	G	PO	A	E	TC	DP
2022	1.000	24	30	2	0	32	1
SS	PCT	G	PO	A	E	TC	DP
2022	1.000	6	9	13	0	22	3
2B	PCT	G	PO	A	E	TC	DP
2022	1.000	2	2	1	0	3	0

## CAREER HIGHS

**Hits: 3**, 2x, last July 12, 2022 vs. OAK  
**Runs: 2**, 3x, last July 30, 2022 at LAA  
**Doubles: 1**, 5x, last Oct. 4, 2022 vs. NYY  
**Home Runs: 1**, 2x, last Sept. 21, 2022 vs. LAA  
**RBI: 3**, 2x, last July 11, 2022 vs. OAK  
**Walks: 3**, July 30, 2022 at LAA  
**Stolen Bases: 1**, 4x, last Sept. 22, 2022 vs. LAA  
**Hitting Streak: 3**, 4x, last Aug. 10-13, 2022

## INSIDE-THE-PARK HRS (1)

July 11, 2022 vs. OAK (Snead)

PLAYERS

2022 REVIEW

## 2023 BATTING PRACTICE TIMES - GLOBE LIFE FIELD

### GAME: 1:05P

**EARLY VISITORS:** 8:15A-9:00A  
**EARLY RANGERS:** 9:00A-9:50A  
**RANGERS:** 10:20A-11:20A  
**VISITORS:** 11:20A-12:20P

### GAME: 2:05P

**EARLY VISITORS:** 9:15A-10:00A  
**EARLY RANGERS:** 10:00A-10:50A  
**RANGERS:** 11:20A-12:20P  
**VISITORS:** 12:20P-1:20P

### GAME: 6:05P

**EARLY VISITORS:** 1:15P-2:00P  
**EARLY RANGERS:** 2:00P-2:50P  
**RANGERS:** 3:20P-4:20P  
**VISITORS:** 4:20P-5:20P

### GAME: 1:35P

**EARLY VISITORS:** 8:45A-9:30A  
**EARLY RANGERS:** 9:30A-10:20A  
**RANGERS:** 10:50A-11:50A  
**VISITORS:** 11:50A-12:50P

### GAME: 3:05P

**EARLY VISITORS:** 10:15A-11:00A  
**EARLY RANGERS:** 11:00A-11:50A  
**RANGERS:** 12:20P-1:20P  
**VISITORS:** 1:20P-2:20P

### GAME: 7:05P

**EARLY VISITORS:** 2:15P-3:00P  
**EARLY RANGERS:** 3:00P-3:50P  
**RANGERS:** 4:20P-5:20P  
**VISITORS:** 5:20P-6:20P

OPPONENTS

RECORDS

DEVELOPMENT

MEDIA



OF #3

# LEODY TAVERAS

**S**  
BATS

**R**  
THROWS

**6'2"**  
HEIGHT

**195**  
WEIGHT

**24**  
OPENING DAY AGE

**BORN** Sept. 8, 1998 in Tenares, Dominican Republic

**RESIDES** Tenares, Dominican Republic

**ACQUIRED** Signed as a non-drafted free agent on July 2, 2015

**CONTRACT STATUS** Signed through 2023

**SERVICE TIME** 1.124 **OPTIONS USED** 3/3

**CAREER:** The 24-year-old Taveras saw his most extensive MLB action to date in 2022, his 3rd straight year to see time in the big leagues with Texas...made career-high 86 starts in center field last season and his 164 starts as a CF since the start of 2020 are easily the most among Rangers over that span...the speedy outfielder has been a standout defender throughout his professional career, as he was named the farm system's Best Defensive Outfielder and Best Outfield Arm in *Baseball America's* Best Tools survey each year from 2017-21...has seen his baserunning ability translate to the Majors, as he enters 2023 with a 82.9% (29-for-35) stolen base success rate...was a back-to-back selection as the Rangers' top prospect in 2017-18 according to MLB.com...has spent his entire professional career in the Texas organization since signing out of the Dominican Republic on 7/2/15, totaling a .261/.327/.384/.711 slash line with 43 HR, 271 RBI, 33 3B, 100 2B, and 109 SB over 606 minor league games.

**THE GLOVE:** Registered a career-best .991 (214-for-216) fielding percentage over 93 G/86 GS in center field last season...ranked T18th among MLB centerfielders in Statcast's 'Outs Above Average' metric (4), and owns the T10th-highest OAA figure among qualified MLB center fielders over the last 2 seasons (11)...recorded career-best 3 outfield assists in 2022 after tallying exactly one OF assist in each of his first 2 seasons in the big leagues.

**THE BAT:** Batted .346/.388/.533/.921 (37-107) with 3 HR and 18 RBI over his first 36 G, but posted a .217/.268/.280/.548 (45-207) with 2 HR and 16 RBI over final 63 G (beg. 7/27) to close the 2022 campaign...switch-hitter posted nearly identical splits vs. RHP (.260 BA) and LHP (.264), but 4 of his career-high 5 HR came vs. RHP...his 93 adjusted OPS+ figure matched his single-season career high (also 2020), and was significantly higher than his lifetime mark entering 2022 (56)...produced career-high 89.4 mph average exit velocity (Statcast).

**2022:** Opened the campaign at Triple-A Round Rock and was recalled by Texas on 6/13...proceeded to bat .261/.309/.366/.675 (82-314) while setting career high marks in most offensive categories over 99 games/87 starts in CF (86) and at DH (1)... hit .341/.387/.529/.917 (29-85) in July, 2nd-most hits of any Ranger that month to Marcus Semien (30)...ranked among A.L. July leaders in 2B (T2nd, 10) & BA (9th, .341)...had season/career-high 3 hits twice during the month (7/24 at OAK, 7/11 vs. OAK)...recorded career-high 11 steals (prev. 10 in 2021), going 11-for-16 (68.7%) in steal attempts...according to Statcast, his average sprint speed (29.5 ft./sec.) was 3rd-highest on club (30.4-Thompson, 30.1-White) and T13th in the A.L...had career-high 5 RBI on 8/10 at HOU, tied for most by a Ranger in 2022... posted career-best 15-G on-base streak (7/9-27) and career-best 9-G hit streak (7/9-21)...had career-long 46-G HR drought (7/16-9/10).

**SUMMARY:** Batted .294/.335/.485/.820 (60-204) with 7 HR, 12 2B, 3 3B, 29 RBI, and 7 SB over 49 G with Round Rock, making starts at all 3 OF positions: CF (24), LF (13), RF (10)...ranked among Pacific Coast League leaders at the time of recall on 6/13 in hits (T5th, 60) and total bases (T8th, 99)...named Rangers' April Minor League Player of the Month: .376 BA, 4 HR, 12 RBI... had season-high 17-G hit streak from 4/16-5/8.

**2021:** Batted .161/.207/.270/.477 (28-174) with 3 home runs and 9 RBI over 49 games/46 starts spanning two stints in the Majors: O.D.-4/25, 8/24-end of season...made the Opening Day roster for a 2nd straight year...went 4-for-46 (.087) with 4 singles in his first stint and slashed .188/.224/.336/.560 (24-128) over 34 G during his 2nd stint...all of his 46 starts came in center field, 2nd-most CF starts on club (76-Adolis Garcia)...went 10-for-11 in stolen base attempts, including 10 straight steals without a caught stealing to open the season...CS on 10/2 vs. CLE snapped career-opening 18-for-18 stolen base streak, the 2nd-longest such streak to begin a career in Rangers history; Craig Gentry in 2010-11 (19-for-19)...tallied 6 defensive runs saved and 5 outs above average (Statcast) in CF, with the latter figure ranking 10th among A.L. CF (min. 50 attempts)...tabbed as the Rangers' no. 3 prospect by *Baseball America*...slashed .245/.343/.475/.818 with career-high 17 HR, 55 RBI and 13 SB in 87 G with the Express...performed as one of the top players in the Dominican Winter League, totaling a .274/.379/.363/.742 slash line with 2 HR, 19 RBI, 11 SB, and more BB (24) than SO (23) over 40 games in his 3rd straight offseason of action with Aguilas...**2020:** Served as the Rangers' primary center fielder and leadoff batter for the latter half of the abbreviated 60-game season, compiling a .227/.308/.395/.703 slash line with 4 HR and 6 RBI over 33 G in his 1st Major League action...had 2 stints with Texas: Opening Day-7/28 and 8/24-end of season...made his Major League debut as reserve CF at 21 years, 320 days old on Opening Day, 7/24 vs. COL, his only game action before he was optioned to the Alternate Site on 7/28...was recalled from the Alternate Training Site on 8/24 and started 25 of 26 G to close the season (all in CF)...in that span (8/24-end of season), he ranked among club leaders in XBH (1st, 11), BB (1st, 14), R (1st, 20), SB (1st, 8), times on base (2nd, 41), TB (2nd, 47), HR (T2nd, 4)...went perfect 8-for-8 in SB attempts, incl. 1st career steal of home on 9/9 vs. LAA...hit 1st career HR on 8/29 vs. LAD and 1st career leadoff HR on 9/19 at LAA...tabbed as the Rangers' no. 3 prospect by *Baseball America*...**2019:** Combined to bat .279/.344/.376/.719 (145-519) with 5 HR and 56 RBI over 131 games with Frisco (AA) and Down East (A+)...achieved career highs in H (145), 3B (organization-high 8), RBI (56), SB (32), and BB (54)...named mid-season All-Star for Down East and was promoted to Frisco on 6/20...began season as Texas' 3rd-best prospect and the 10th-youngest player in the Carolina League according to *Baseball America*...rated by the same publication as the 14th-best prospect in the Texas League, and named CL's best defensive outfielder in the Best Tools survey...

FRONT OFFICE

COACHES

PLAYERS

2022 REVIEW

OPPONENTS

RECORDS

DEVELOPMENT

MEDIA

# TAVERAS CONTINUED

played for Aguilas in the Dominican Winter League, batting .290/.327/.320/.647 (29-100) with 5 RBI and 6 SB in 29 G.

**2018:** Named a Carolina League All-Star with Down East (A+), ranking among league leaders in games (T2nd, 132), hits (T4th, 128), triples (T4th, 7), and stolen bases (T9th, 19)...entered season as the Rangers' top prospect (MLB.com), 2nd-best prospect (*Baseball America*) and 3rd-youngest player in the CL (*Baseball America*)...rated CL's best defensive outfielder and best outfield arm by *Baseball America*...participated in the 2018 Futures Game on 7/15 at Nationals Park in Washington D.C. as a member of the World team...batted .229 (8-35) in 16 G for Aguilas in the Dominican Winter League...**2017:** Rated as the Rangers' top prospect entering the year and the 29th-best overall prospect in MLB.com's season-ending top prospects list...named the 3rd-best prospect in the South Atlantic League by *Baseball America*...ranked among SAL leaders in G (1st, 134), AB (1st, 522), 3B (T3rd, 7), R (T4th, 73), and H (T7th, 130)...named the organization's Minor League Defender of the Month for both April and July...was the 5th-youngest player in the SAL, playing nearly the entire season at age 18...**2016:** Named by *Baseball America* as the top prospect in both the Arizona and Northwest Leagues, and the 9th-best prospect in

the Texas organization in his 1st pro season...combined to bat .271 (83-306) over 73 G with the Dominican Rangers (Rookie), Arizona Rangers (Rookie), and Spokane (Short-A)...opened season with DSL Rangers2 and moved stateside to join the AZL Rangers on 6/18...promoted to Spokane on 8/3...was 2-for-8 with a double and walk in a pair of playoff games...**2015:** Did not play after signing first professional contract...participated in the fall instructional league.

**PERSONAL:** Leody Taveras...he and his wife, Genny, have two sons: Leyron (b. 9/26/17) and Leryson (b. 8/16/19)...this January, participated in 'Soy Grandes Ligas desde Pequeño', a youth baseball clinic in his native Dominican Republic hosted by the Federación Dominicana de Béisbol...other attendees included former Rangers outfielder Nelson Cruz and Tampa Bay Rays bench coach Rodney Linares, who is slated to manage the Dominican in the 2023 World Baseball Classic...is a cousin of former MLB centerfielder Willy Taveras and former Texas farmhand Luis Taveras, a catcher who played with the organization from 1997-2001 and reached as high as AAA...tabbed the 3rd-best prospect in the 2015 international signing class by Baseball America before coming to terms with Texas as a non-drafted free agent on 7/2/15.

## CAREER RECORD

YEAR	CLUB	AVG	G	AB	R	H	TB	2B	3B	HR	RBI	SH	SF	BB-1	SO	SB	CS	HP	GIDP	OBP	SLG
2016	DSL Rangers2—1	.385	11	39	6	15	21	2	2	0	9	0	0	6-0	5	4	3	0	0	.467	.539
	AZL Rangers	.278	33	144	22	40	55	6	3	1	15	0	0	11-0	24	11	4	0	4	.329	.382
	Spokane	.228	29	123	14	28	36	6	1	0	9	0	2	8-0	26	3	1	0	0	.271	.293
2017	Hickory	.249	*134	*522	73	130	188	20	7	8	50	3	3	47-0	92	20	6	2	10	.312	.360
2018	Down East	.246	132	521	65	128	173	16	7	5	48	7	1	51-1	96	19	11	0	6	.312	.332
2019	Down East	.294	66	255	44	75	96	7	4	2	25	2	2	31-3	62	21	5	0	3	.368	.377
	Frisco	.265	65	264	32	70	99	12	4	3	31	2	4	23-0	60	11	8	0	8	.320	.375
2020	Texas	.227	33	119	20	27	47	6	1	4	6	1	0	14-0	43	8	0	0	0	.308	.395
2021	Texas	.161	49	174	14	28	47	6	2	3	9	1	0	9-0	60	10	1	1	3	.207	.270
	Round Rock	.245	87	322	57	79	153	19	2	17	55	2	6	49-3	95	13	5	2	2	.343	.475
2022	Round Rock	.294	49	204	34	60	99	12	3	7	29	0	3	14-0	48	7	4	0	4	.335	.485
	Texas	.261	99	314	39	82	115	14	2	5	34	1	3	21-0	88	11	5	2	2	.309	.366
MAJOR TOTALS		.226	181	607	73	137	209	26	5	12	49	3	3	44-0	191	29	6	3	5	.280	.344
MINOR TOTALS		.261	606	2394	347	625	920	100	33	43	271	16	21	240-7	508	109	47	4	37	.327	.384

\* Led league # Tied for league lead

1- Selected by Texas as a non-drafted free agent on July 2, 2015...signed by Willy Espinal.

## CAREER FIELDING

OF	PCT	G	PO	A	E	TC	DP
2020	.976	33	81	1	2	84	1
2021	.977	48	128	1	3	132	1
2022	.991	93	211	3	2	216	1
<b>Totals</b>	<b>.984</b>	<b>174</b>	<b>420</b>	<b>5</b>	<b>7</b>	<b>432</b>	<b>3</b>

## CAREER HIGHS

**Hits:** 3, 2x, last July 24, 2022 at OAK  
**Runs:** 2, 7x, last Aug. 26, 2022 vs. DET  
**Doubles:** 2, 2x, last July 12, 2022 vs. OAK  
**Triples:** 1, 5x, last Aug. 15, 2022 vs. OAK  
**Home Runs:** 1, 12x, last Oct. 4, 2022 vs. NYY  
**RBI:** 5, Aug. 10, 2022 at HOU  
**Walks:** 2, 3x, last Aug. 17, 2022 vs. OAK  
**Stolen Bases:** 2, 2x, last Aug. 31, 2021 vs. COL  
**Hitting Streak:** 9, July 9-21, 2022

## LEADOFF HRS (1)

Sept. 19, 2020 at LAA (Heaney)

FRONT OFFICE

COACHES

PLAYERS

2022 REVIEW

OPONENTS

RECORDS

DEVELOPMENT

MEDIA



OF #8

# BUBBA THOMPSON

R BATS R THROWS  
6'2" HEIGHT 195 WEIGHT  
24 OPENING DAY AGE

BORN June 9, 1998 in Jacksonville, FL  
RESIDES Mobile, AL  
ACQUIRED Selected in the 1st round (26th overall) of the 2017 June draft  
CONTRACT STATUS Signed through 2023  
SERVICE TIME 0.063 OPTIONS USED 0/3

**CAREER:** The hyper-athletic Thompson made his Major League debut in 2022 as a mid-season call-up from Round Rock (AAA)...will be seeking a return to Texas after he combined to go 67-for-73 (91.8%) in stolen base attempts between the Triple-A and MLB levels last season...served as Double-A Frisco's primary center fielder in 2021 and posted the highest marks of his career in home runs (16), RBI (52), SLG (.483), and OPS (.808)...recognized as a co-winner of the 2021 True Ranger Award, which was established in 2019 and highlights players who represent the core values of the organization in a positive light both on and off the field...selected in the first round (26th overall) of the 2017 MLB Draft, the outfielder owns a career .270/.327/.444/.771 slash line with 45 home runs, 175 RBI, and 123 stolen bases over four minor league campaigns...has been a multi-year selection as the organization's Best Athlete, Fastest Baserunner, and Best Defensive Outfielder in *Baseball America's* annual Best Tools survey...the Alabama native starred in baseball and football at McGill-Toolen Catholic High School in Mobile, Ala.

**2022:** Made his MLB debut, batting .265 (45-170) with one home run, 5 doubles, and 9 RBI over 55 games with the Rangers...recalled from Round Rock (AAA) on 8/4...his 18 stolen bases were 3rd-most on club (25-García/Semien, 18-Thompson) and the most by a Texas rookie since Delino DeShields in 2015 (25)...went 18-for-21 (85.7%) in steal attempts, the 4th-highest stolen base pct. in the A.L. (min. 20 attempts) to CLE's Myles Straw (95.5) and Andres Gimenez (87.0), and HOU's Kyle Tucker (86.2)...marked the highest SB pct. ever by a Rangers rookie with at least 20 steal attempts, surpassing previous high mark of 84.6% (33-for-39) by Elvis Andrus in 2009...18 steals were T15th-most in A.L. and tied with ARI's Jake McCarthy for the most in MLB from the time of Thompson's debut (8/4) to the end of the season...went 10-for-10 in steal attempts to begin his career...according to Statcast, his average sprint speed of 30.4 feet per second was T2nd-fastest in the Majors to ARI's Corbin Carroll (30.7).

**SUMMARY:** Slashed .298/.348/.365/.714 (31-104) with one HR, 4 2B, 8 RBI, and 13 SB over his first 33 G, but hit just .212 (14-66) with one 2B, one RBI, and 5 SB over his last 22 G...39 of his 45 hits were singles, 25 of which were bunt (7, T4th in A.L.) or infield (18) hits...hit his 1st career home run on 8/30 vs. HOU off LHP Framber Valdez, registering a career-high 107.8 mph exit velocity (Statcast)...totaled career-high 3 hits (all singles) on 9/3 at BOS...saw starts at all 3 outfield positions (32-LF, 10-RF, 9-CF) and recorded a .990 fielding pct., committing just one error in 97 chances.

**MINORS IN 2022:** Was named Triple-A Round Rock's 2022 Most Valuable Player after batting .304/.355/.474/.829 (105-346) with

13 HR, 12 2B, 4 3B, 48 RBI over 80 G...was 49-for-52 (94.2%) in SB attempts, finishing 2nd in the Pacific Coast League in steals...49 stolen bases set a franchise record (Triple-A only), surpassing mark set by Esteban German in 2011 (44)...at time of promotion on 8/4, Thompson ranked among PCL leaders in R (T2nd, 77), H (T4th, 105), BA (6th), and TB (9th, 164)...named a Triple-A postseason All-Star by *Baseball America*...missed 3 games after he was struck in the face by a fly ball in the outfield on 4/23 vs. Albuquerque.

**2021:** Set minor league career highs in most categories with Frisco (AA), slashing .275/.325/.483/.808 with 16 home runs and 52 RBI over 104 games...ranked among Double-A Central leaders in triples (1st, 9), total bases (2nd, 207), hits (T2nd, 118), runs (T4th, 73), doubles (T5th, 23), stolen bases (7th, 25), and SLG (10th, .483)...selected as a Double-A Central All-Star...hit .297 (30-101) with 14 XBH over his final 24 G beginning 8/22...was selected as a co-winner of the 2021 True Ranger Award, which was established in 2019 and highlights players who represent the core values of the organization in a positive light both on and off the field...tabbed as the Rangers' no. 27 prospect by *Baseball America*...was a non-roster invitee to Major League spring training for the first time...**2020:** Did not see official game action after the minor league season was canceled due to the pandemic...was in minor league spring training camp and appeared in two Cactus League 'A' games prior to the shutdown...though he was not a member of the club's Summer Camp roster in July, he was added to Texas' 60-man player pool roster on 8/31 and worked out at the Alternate Training Site for the rest of the season...played in the Fall Developmental League in Arizona, leading Rangers camp prospects in SB (13) and HR (4-tied)...**2019:** Totaled a .178/.261/.312/.573 slash line while being limited to 57 G with Down East (A+) due to pair of injured list stints: 4/17-6/12 (fractured hamate bone in left hand) and 6/22-7/13 (ankle injury)...batted .254 (18-71) with 3 HR and 9 RBI in 21 G with the Surprise Saguaros in the Arizona Fall League, and was named to the AFL Fall Stars Game...rated at the start of the season as the 48th-best prospect in baseball by Baseball Prospectus and the organization's 9th-best prospect, "Fastest Baserunner" and "Best Athlete" according to *Baseball America*...**2018:** Batted .289 with 8 HR and 42 RBI for Hickory (A) in his first full season...had the South Atlantic League's 6th-highest BA (min. 350 PA), but fell 15 PA shy of qualifying for the batting title...ranked 3rd in the league with a career-high 32 SB...began the season in extended spring training and joined Hickory on 5/9...following the season, was tabbed the 5th-best prospect in the SAL by *Baseball America* and was named a Texas Organization All-Star by MiLB.com...**2017:** Batted .257/.317/.434/.751 (29-113) with the AZL Rangers (Rk.) in his professional debut...tabbed as 6th-best prospect in the Arizona League by *Baseball America*.

FRONT OFFICE

COACHES

PLAYERS

2022 REVIEW

OPPONENTS

RECORDS

DEVELOPMENT

MEDIA

**PERSONAL/AMATEUR:** Leslie Arnold Thompson...named the Alabama Sports Writers Association (ASWA) Player of the Year and was a First Team All-State selection as a senior at McGill-Toolen Catholic High School in Mobile, Ala...hit .429 with 11 HR, 35 RBI, and 18 SB, while posting an .857 SLG as a senior...led the Yellow Jackets to a 2015 Class 7A state title as a quarterback on the gridiron and had scholarship offers from

SEC schools...was football teammates with Dallas Cowboys wide receiver Jalen Tolbert...rated by Baseball America as the top prospect from Alabama, the 8th-best outfielder, and the 25th-best prospect overall...had committed to the University of Alabama for baseball...chosen as the best high school athlete in the draft by Perfect Game...was one of 4 amateur players to attend the 2017 MLB draft at MLB Network's Studio 42.

## CAREER RECORD

YEAR	CLUB	AVG	G	AB	R	H	TB	2B	3B	HR	RBI	SH	SF	BB-I	SO	SB	CS	HP	GDP	OBP	SLG
2017	ACL Rangers—1	.257	30	113	23	29	49	7	2	3	12	0	0	6-0	28	5	5	4	2	.317	.434
2018	Hickory	.289	84	332	52	96	148	18	5	8	42	0	2	23-1	104	32	7	6	1	.344	.446
2019	Down East	.178	57	202	24	36	63	8	2	5	21	2	1	21-0	72	12	3	2	2	.261	.312
2020																					
ALTERNATE TRAINING SITE																					
2021	Frisco	.275	104	429	73	118	207	23	*9	16	52	6	2	29-0	121	25	8	4	5	.325	.483
2022	Round Rock	.304	80	346	77	105	164	12	4	13	48	0	1	22-1	95	49	3	6	1	.355	.474
	<b>Texas</b>	<b>.265</b>	<b>55</b>	<b>170</b>	<b>18</b>	<b>45</b>	<b>53</b>	<b>5</b>	<b>0</b>	<b>1</b>	<b>9</b>	<b>2</b>	<b>0</b>	<b>7-0</b>	<b>56</b>	<b>18</b>	<b>3</b>	<b>2</b>	<b>2</b>	<b>.302</b>	<b>.312</b>
	<b>MAJOR TOTALS</b>	<b>.265</b>	<b>55</b>	<b>170</b>	<b>18</b>	<b>45</b>	<b>53</b>	<b>5</b>	<b>0</b>	<b>1</b>	<b>9</b>	<b>2</b>	<b>0</b>	<b>7-0</b>	<b>56</b>	<b>18</b>	<b>3</b>	<b>2</b>	<b>2</b>	<b>.302</b>	<b>.312</b>
	<b>MINOR TOTALS</b>	<b>.270</b>	<b>355</b>	<b>1422</b>	<b>249</b>	<b>384</b>	<b>631</b>	<b>68</b>	<b>22</b>	<b>45</b>	<b>175</b>	<b>8</b>	<b>6</b>	<b>101-2</b>	<b>420</b>	<b>123</b>	<b>26</b>	<b>22</b>	<b>11</b>	<b>.327</b>	<b>.444</b>

\* Led league # Tied for league lead

1- Selected by Texas in the 1st round (26th overall) of the 2017 June draft...signed by Brian Morrison on June 16, 2017.

## CAREER FIELDING

OF	PCT	G	PO	A	E	TC	DP
Totals	.990	52	96	0	1	97	0

## CAREER HIGHS

**Hits:** 3, Sept. 3, 2022 at BOS  
**Runs:** 2, 2x, last Sept. 12, 2022 at MIA  
**Doubles:** 1, 5x, Oct. 5, 2022 vs. NYY  
**Home Runs:** 1, Aug. 30, 2022 vs. HOU  
**RBI:** 2, Aug. 14, 2022 vs. SEA  
**Walks:** 1, 7x, last Sept. 12, 2022 at MIA  
**Hitting Streak:** 7, Aug. 13-19, 2022





INF/OF #39

# YOSHI TSUTSUGO

L BATS R THROWS  
6'11" HEIGHT 225 WEIGHT  
31 OPENING DAY AGE

BORN Nov. 26, 1991 in Hashimoto, Japan

RESIDES Hashimoto, Japan

ACQUIRED Signed as a minor league free agent on Jan. 15, 2023

CONTRACT STATUS Signed through 2023

SERVICE TIME 2.095 OPTIONS USED 0/3

NON-ROSTER INVITEE

FRONT OFFICE

COACHES

PLAYERS

2022 REVIEW

OPPONENTS

RECORDS

DEVELOPMENT

MEDIA

**CAREER:** The 31-year-old Tsutsugo (pronounced "suit-SUE-go") signed a minor league free agent contract with the Rangers on 1/15/23 and was invited to Major League spring camp...has seen MLB action in each of the last 3 seasons (2020-22) following a standout career with the Yokohama BayStars of Japan's Nippon Professional Baseball (NPB)...brought his talents to the United States in 2019 via the NPB-MLB posting system, signing a free agent contract with the Tampa Bay Rays on 12/16/19...over 10 seasons with Yokohama (2010-19), Tsutsugo slashed .285/.382/.528/.910 (977-3426) with 205 HR and 613 RBI in 968 G...was a 5-time NPB All-Star selection (2015-19)...represented Japan in the 2017 World Baseball Classic, earning Pool B Most Valuable Player honors...the outfielder/first baseman has combined to bat .197 (110-557) with 18 HR and 75 RBI over 182 G in the Majors with Tampa Bay (2020-21), Los Angeles-NL (2021), and Pittsburgh (2021-22)...he has also produced a lifetime .277/.389/.513/.902 (75-271) slash line, 17 HR and 62 RBI over 81 G in the minor leagues since moving stateside, and finished last season with Triple-A Buffalo of the Toronto Blue Jays organization.

**YOKOHAMA:** Slashed .285/.382/.528/.910 (977-3426) with 205 home runs and 613 RBI in 968 games over 10 seasons with NPB's Yokohama BayStars in Japan from 2010-19...led NPB with 139 HR and ranked 3rd with 372 RBI over 4-year span from 2016-19...also hit .293 and posted a .401 OBP over that stretch...made the Central League All-Star Team in 5 consecutive years from 2015-19...finished 5th in the Central League's Most Valuable Player balloting in 2017 after setting career highs in all 4 slash categories (.322/.430/.680/1.110), home runs (44), and RBI (110).

**2022:** Returned to Pittsburgh and batted .171 (29-170) with 2 HR and 19 RBI over 50 G, making starts at 1B (34) and DH (15)...had stint on Injured List from 5/25-7/4 (lumbar muscle strain), which included a 9-G rehab assignment with Triple-A Indianapolis...went 9-for-57 (.158) in 15 G with PIT following activation from IL and was released on 8/5...signed with Toronto as a minor league free agent on 8/16 and went on to bat .265/.381/.459/.841 (26-98) with 5 HR and 18 RBI over 29 G at Triple-A Buffalo...elected free agency on 11/20 after the conclusion of the regular season.

**2021:** Hit .217 (50-230) with 12 doubles, 8 home runs and 32 RBI in 81 games between Tampa Bay, Los Angeles-NL, and Pittsburgh...began season with the Rays, but was designated for assignment on 5/11...was acquired by the Dodgers on 5/15 in exchange for a player to be named later...was on the Injured List from 6/9-7/6 with a right calf strain...batted .257/.361/.507/.868 (38-148) with 10 HR and 32 RBI over 43 G with Triple-A Oklahoma City (LAD)...released by Los Angeles-NL on 8/14 and signed by Pittsburgh on 8/16...produced a .698 slugging pct. in his first 100 plate appearances with the Pirates, the

third-best mark in club history (since 1901) for a player's first 100 PA with the team behind Reb Russell (.753 in 1922) and Garrett Jones (.742 in 2009)...declared free agency on 11/3; re-signed with PIT on 11/28...**2020:** Made his Major League debut over 51 games with Tampa Bay, slashing .198/.314/.395/.708 (31-157) with 8 HR and 24 RBI...led the Rays and ranked 2nd among MLB rookies in walks behind SEA's Kyle Lewis (34)...connected off TOR's Hyun Jin Ryu for first Major League home run on Opening Day (7/24)...became the 6th Japanese-born player to homer in his ML debut, joining LAD's Kenta Maeda in 2016, CHC's Kosuke Fukudome in 2008, SEA's Kenji Johjima in 2006, NYM's Kazuo Matsui in 2004, and STL's Keith McDonald in 2000...became the 1st player in MLB history to fly out into a double play when he did so leading off the 10th inning on 8/1 at BAL...went 2-for-16 (.125) in 8 games during the postseason, incl. an 0-for-3 showing over 3 G as a pinch-hitter during the 2020 World Series at Globe Life Field...**2019:** Hit .272/.388/.511/.899 (126-464) with 29 HR and 79 RBI for Yokohama, his 6th consecutive season of 20+ HR...ranked 6th in NPB in walks (88) and 12th in OBP...went 3-for-5 with 2 HR on 8/17 vs. Hiroshima and became the youngest player in team history to reach 200 career home runs...homered in Game 2 of the NPB All-Star Game, his 5th career All-Star Game homer...entered the posting system on 11/19...signed with Tampa Bay on 12/16 via the NPB-MLB posting system...**2018:** Produced a .295/.393/.596/.989 (146-495) with 38 HR and 89 RBI over 139 G, making 132 starts in the outfield...led the Central League and tied Hotaka Yamakawa of the Saitama Seibu Lions for the NPB lead with 72 extra-base hits...also ranked among NPB leaders in HR (14th), slugging pct. (5th), and doubles (7th, 33)...homered in Game 1 of the NPB All-Star Game...played in the Nichi-Bei Series, which is also known as the Japan All-Star Series (is a best-of format between MLB and NPB players)...**2017:** Represented Japan in the World Baseball Classic and hit .320 (8-25) with 3 HR and 8 RBI in 7 games...earned Pool B Most Valuable Player honors, as he helped Japan win each of its three 1st round contests...slashed .284/.396/.513/.909 (143-503) with 28 HR and 94 RBI over 139 G for Yokohama...led NPB in walks (93) and ranked among league leaders in OPS (4th), OBP (5th), and RBI (5th)...homered off Yusei Kikuchi in Game 1 of the NPB All-Star Game and became the 3rd player with an RBI in 5 consecutive All-Star Games, joining Hideki Matsui and Takeshi Yamasaki...was a "Best Nine" selection as an outfielder; it is determined by journalists and presented annually to the best player at each position in both the Central League and Pacific League...went 5-for-20 with 2 doubles, one HR, and 3 RBI in the Japan Series...**2016:** Posted career highs in all 4 slash categories (.322/.430/.680/1.110), HR (44), and RBI (110) over 133 G with the BayStars...led NPB in HR and tied Sho Nakata of Hokkaido for the NPB lead in RBI...finished fifth in the Central League Most Valuable Player balloting...was a "Best Nine" selection as an outfielder...entered the NPB record books on 7/22, becoming the first player in league history with three

FRONT OFFICE  
COACHES  
PLAYERS  
2022 REVIEW  
OPPONENTS  
RECORDS  
DEVELOPMENT  
MEDIA

consecutive multi-HR games...became the youngest player in team history to reach 100 HR on 8/5 vs. Chunichi...was named MVP of Game 1 of the NPB All-Star Game (doubled and homered in the Central League's 5-4 win)...at 25 years old, was the youngest NPB All-Star Game MVP in team history...went 2-for-3 with a homer in Game 2, but MVP honors were claimed by the Pacific League's Shohei Ohtani...**2015:** Ranked among NPB's top 10 league leaders in runs (79), hits (career-high 157), RBI (93), and walks (68)...was a "Best Nine" selection as an outfielder for the first time in his career...was also a Central League All-Star for the first time in his career...played in the inaugural Premier 12, which was established after baseball was dropped from the Olympics, and helped Japan win the Bronze Medal...the tournament featured the Top 12 teams in international baseball, as determined by the International Baseball Federation rankings...went 7-for-34 (.206) with a 3B, 2 RBI and 5 BB in 10 G with Escogido in the Dominican Winter League...**2014:** Took over left field duties from veteran Hitoshi Tamura...ranked 6th in NPB in slugging pct. (.529) and 7th in OPS (.902)...**2010-13:** Hit .222 (131-589) with 20 HR and 71 RBI in 174 G over his first 4 seasons with Yokohama...missed time in 2012 with an ankle injury...led the Eastern League - NPB's Farm League - with 14 HR in 2011 and 26 HR in 2010, setting the league's rookie record...debuted for Yokohama as an 18-year-

old on 10/5/10 vs. Yomiuri...first NPB hit was a 2-run HR on 10/7/10 vs. Hanshin.

**COMMUNITY:** This offseason, Tsutugo personally funded the construction of the "Tsutugo Sports Academy," a sports facility in his hometown Hashimoto, Japan...the complex, which covers a total area of roughly 30,000 square meters, includes an indoor practice field with artificial turf, a natural grass training infield, and a full-size baseball diamond...the facility will be operated by Tsutugo's youth sports foundation, of which his older brother, Hiroshi, is the president...was appointed as a municipal sports promotion adviser in Hashimoto in 2019 to help local children improve their athletic skills.

**PERSONAL:** Yoshitomo Tsutugo...was selected by Yokohama in the first round of the 2009 NPB Draft...hit 69 home runs in high school...helped Japan win Bronze Medal in the 2009 Asian Junior Championship, an under-18 international baseball tournament sanctioned and created by the Baseball Federation of Asia...wore No. 25 for seven of his 10 seasons in Japan's Nippon Professional Baseball; the number was bestowed to him by former teammate and fellow NPB star Shuichi Murata and was considered a great honor.

## CAREER RECORD

YEAR	CLUB	AVG	G	AB	R	H	TB	2B	3B	HR	RBI	SH	SF	BB-1	SO	SB	CS	HP	GDP	OBP	SLG	
2010	Yokohama	.143	3	7	1	1	4	0	0	1	1	0	0	2-0	1	0	0	1	0	.400	.571	
2011	Yokohama	.241	40	145	16	35	69	10	0	8	22	0	1	13-0	51	1	0	1	4	.306	.476	
2012	Yokohama	.218	108	386	31	84	136	16	3	10	45	2	5	51-1	102	1	2	2	4	.309	.352	
2013	Yokohama	.216	23	51	5	11	15	1	0	1	3	0	0	3-0	13	0	0	2	2	.286	.294	
2014	Yokohama	.300	114	410	58	123	217	24	2	22	77	0	2	47-6	100	2	1	2	7	.373	.529	
2015	Yokohama	.317	138	496	79	157	259	28	1	24	93	0	2	68-0	98	0	0	2	5	.400	.522	
2016	Yokohama	.322	133	469	89	151	319	28	4	*44	#110	0	2	87-1	105	0	1	3	6	.430	.680	
2017	Yokohama	.284	139	503	85	143	258	31	0	28	94	0	3	*93-3	115	1	0	2	7	.396	.513	
2018	Yokohama	.295	139	495	77	146	295	33	1	38	89	0	3	80-7	107	0	0	2	10	.393	.596	
2019	Yokohama—1	.272	131	464	74	126	237	24	0	29	79	0	3	88-5	141	0	0	2	5	.388	.511	
2020	Tampa Bay	.198	51	157	27	31	62	5	1	8	24	0	1	26-1	50	0	0	1	5	314	.395	
2021	Tampa Bay—2,3,4,5	.167	26	78	5	13	17	4	0	0	5	1	0	8-0	27	0	0	0	1	244	.218	
	Los Angeles-NL	.120	12	25	2	3	3	0	0	0	2	0	0	6-0	12	0	0	0	0	1	249	.120
	Oklahoma City	.257	43	148	28	38	75	7	0	10	32	0	5	26-0	32	0	0	1	6	.361	.507	
	Pittsburgh—6	.268	43	127	20	34	68	8	1	8	25	0	1	15-0	33	0	1	1	2	347	.535	
2022	Pittsburgh—7,8,9	.171	50	170	11	29	39	4	0	2	19	0	4	19-0	50	0	0	0	3	249	.229	
	Indianapolis	.440	9	25	4	11	19	2	0	2	12	0	2	9-0	3	0	0	0	0	.556	.760	
	Buffalo	.265	29	98	15	26	45	4	0	5	18	0	1	19-0	38	0	1	0	4	.381	.459	
<b>MAJOR TOTALS</b>		.198	182	557	45	110	189	21	2	18	75	1	6	74-1	172	0	1	2	11	.291	.339	
<b>MINOR TOTALS</b>		.277	81	271	47	75	139	13	0	17	62	0	8	54-0	73	0	1	1	10	.389	.513	
<b>JAPAN TOTALS</b>		.285	968	3426	515	977	1809	195	11	205	613	2	21	532-23	833	5	4	19	50	.382	.528	

\* Led league # Tied for league lead

- 1- Signed by Tampa Bay as a free agent on Dec. 16, 2019.
- 2- On COVID-19 related injured list, April 29-30, 2021.
- 3- Acquired by Los Angeles-NL from Tampa Bay in exchange for a player to be named later on May 15, 2021.
- 4- On injured list, June 9-July 7, 2021, with a strained right calf...included rehab assignment with Oklahoma City, June 17-July 7.
- 5- Signed by Pittsburgh as a free agent on Aug. 16, 2021.
- 6- Signed by Pittsburgh as a minor league free agent on Nov. 29, 2021.
- 7- On injured list, May 27-July 5, 2022, with a lumbar muscle strain...included rehab assignment with Indianapolis, June 21-July 3.
- 8- Signed by Toronto as a minor league free agent on Aug. 16, 2022.
- 9- Signed by Texas as a minor league free agent on Jan. 15, 2023.

## POSTSEASON RECORD

SERIES	CLUB	AVG	G	AB	R	H	TB	2B	3B	HR	RBI	SH	SF	BB-1	SO	SB	CS	HP	GDP	OBP	SLG
2020 WC	TB vs TOR	.000	1	2	0	0	0	0	0	0	0	0	0	0-0	1	0	0	0	0	.000	.000
2020 ALDS	TB vs NYY	.000	2	6	0	0	0	0	0	0	0	0	0	0-0	1	0	0	0	0	.000	.000
2020 ALCS	TB vs HOU	.400	2	5	0	2	2	0	0	0	0	0	0	0-0	0	0	0	0	1	.400	.400
2020 WS	TB vs LAD	.000	3	3	0	0	0	0	0	0	0	0	0	0-0	1	0	0	0	1	.000	.000
<b>POSTSEASON TOTALS</b>		.125	8	16	0	2	2	0	0	0	0	0	0	0-0	3	0	0	0	1	.125	.125

## WORLD BASEBALL CLASSIC RECORD

SERIES	TEAM	AVG	G	AB	R	H	TB	2B	3B	HR	RBI	SH	SF	BB-1	SO	SB	CS	HP	GDP	OBP	SLG
2017	Japan	.364	3	11	3	4	10	0	0	2	5	0	0	1-0	2	0	0	0	0	.417	.909

## CAREER FIELDING

1B	PCT	G	PO	A	E	TC	DP
2021	1.000	31	161	11	0	172	17
2022	.993	35	260	15	2	277	29
<b>Totals</b>	<b>.996</b>	<b>66</b>	<b>421</b>	<b>26</b>	<b>2</b>	<b>449</b>	<b>46</b>

OF	PCT	G	PO	A	E	TC	DP
2020	1.000	16	15	0	0	15	0
2022	.979	30	46	1	1	48	0
<b>Totals</b>	<b>.984</b>	<b>46</b>	<b>61</b>	<b>1</b>	<b>1</b>	<b>63</b>	<b>0</b>

3B	PCT	G	PO	A	E	TC	DP
2020	.846	14	6	16	4	26	3

## CAREER HIGHS

**Hits:** 2, 21x, last July 9, 2022 at MIL  
**Runs:** 2, 12x, last July 14, 2022 at MIA  
**Doubles:** 1, 21x, last July 9, 2022 at MIL  
**Triples:** 1, 2x, last Aug. 27, 2021 vs. STL  
**Home Runs:** 1, 18x, last May 22, 2022 vs. STL  
**RBIs:** 4, Aug. 29, 2021 vs. STL  
**Walks:** 3, 3x, last Sept. 11, 2021 vs. WAS  
**Hitting Streak:** 6, Sept. 4-10, 2021

## GAME-ENDING HRS (1)

Aug. 29, 2021 vs. STL (Reyes)

## GAMES WITH ROOF OPEN AT GLOBE LIFE FIELD, ALL-TIME (2020-22)

Date/Opp./Game	Result	Date/Opp./Game	Result	Date/Opp./Game	Result
8/10/20 vs. SEA	L, 2-10	4/5/21 vs. TOR*	L, 2-6	4/11/22 vs. COL*	L, 4-6
9/11/20 vs. OAK	L, 6-10	4/7/21 vs. TOR*	W, 2-1	4/14/22 vs. LAA	W, 10-5
9/12/20 vs. OAK-G2	L, 1-10	4/10/21 vs. SD	L, 4-7	4/15/22 vs. LAA	L, 6-9
9/24/20 vs. HOU	L, 4-12	4/18/21 vs. BAL*	W, 1-0	4/16/22 vs. LAA	L, 2-7
9/25/20 vs. HOU	W, 5-4	4/26/21 vs. LAA	L, 4-9	4/17/22 vs. LAA*	L, 3-8
9/26/20 vs. HOU	W, 6-1	5/2/21 vs. BOS*	W, 5-3	4/25/22 vs. HOU	W, 6-2
		5/7/21 vs. SEA	L, 4-5	4/26/22 vs. HOU	L, 1-5
10/6/20 NLDS G1	LAD 5, SD 1	5/8/21 vs. SEA	W, 9-8	4/27/22 vs. HOU	L, 3-4
10/7/20 NLDS G2	LAD 6, SD 5	6/8/21 vs. SF	L, 4-9	4/30/22 vs. ATL	W, 3-1
10/8/20 NLDS G3	LAD 12, SD 3	10/2/21 vs. CLE	W, 7-2	9/9/22 vs. TOR	L, 3-4
10/12/20 NLCS G1	ATL 5, LAD 1	10/3/21 vs. CLE*	L, 0-6	9/10/22 vs. TOR	L, 7-11
10/13/20 NLCS G2	ATL 8, LAD 7			9/13/22 vs. OAK	W, 8-7
10/14/20 NLCS G3	LAD 15, ATL 3			9/14/22 vs. OAK	L, 7-8
10/15/20 NLCS G4	ATL 10, LAD 2			10/3/22 vs. NYY	L, 1-3
10/16/20 NLCS G5	LAD 7, ATL 3			10/4/22-G2 vs. NYY	W, 3-2
10/17/20 NLCS G6*	LAD 3, ATL 1			10/5/22 vs. NYY*	W, 4-2
10/18/20 NLCS G7	LAD 4, ATL 3				*-day game
10/20/20 WS G1	LAD 8, TB 3				
10/21/20 WS G2	TB 6, LAD 4				
10/24/20 WS G4	TB 8, LAD 7				

FRONT OFFICE

COACHES

PLAYERS

2022 REVIEW


OPPONENTS

RECORDS

DEVELOPMENT

MEDIA

# RICKY VANASCO



RHP #70

R BATS R THROWS  
6'3" HEIGHT 190 WEIGHT  
24 OPENING DAY AGE

BORN Oct. 13, 1998 in Morriston, FL  
RESIDES Surprise, AZ  
ACQUIRED Selected in the 15th round of the 2017 June draft  
CONTRACT STATUS Signed through 2023  
SERVICE TIME 0.000 OPTIONS USED 0/3

FRONT OFFICE

COACHES

PLAYERS

2022 REVIEW

OPPONENTS

RECORDS

DEVELOPMENT

MEDIA

**CAREER:** Added to the Rangers' 40-man roster in October 2021, Vanasco spent most of 2022 season with Hickory, striking out 111 of 369 batters faced (30.1%)...endured a heavy workload just a year after undergoing 'Tommy John' surgery in 2021, leading the Crawdads with 21 starts...posted a 3-5 record and a 4.69 ERA with both Hickory and Frisco, making 2 starts for the Double-A club in September...appeared in his first official game action since 2019 after two seasons of inaction due to the canceled minor league season (2020) and injury (2021)...the 24-year-old right-hander did not see official game action in 2021 after undergoing surgery on 9/14/20, but completed his rehab in time to participate in the 2021 Fall Instructional League...most recent minor-league game action came on 8/27/19 before last season, where he posted a 1.81 ERA and was named a Mid-Season All-Star with Spokane...selected by Texas in the 15th round of the 2017 MLB Draft out of Williston (Fla.) High School, Vanasco has gone 9-10 with a 3.59 ERA (70 ER/175.2 IP) and 12.0 strikeouts per 9 innings over 51 games/37 starts at the professional level.

**2022:** Saw first official game action in over two seasons, combining to go 3-5 with a 4.69 ERA (48 ER/92.1 IP) after earning a late-season call-up...spent most of season with Hickory, and ranked among team leaders in games started, (T1st, 21), innings pitched (4th, 84.1) and strikeouts (3rd, 111)...tied his career-high when he struck out 10 batters vs. Greensboro on 6/29...first 10 G: 5.67 ERA (24 ER/38.1 IP) and 46 SO, last 11 G: 3.52 ERA (18 ER/46 IP) and 65 SO...his 118 strikeouts across both clubs ranked 5th in the Texas farmhands...promoted to Double-A on 9/9 and made a pair of starts with Frisco, giving up 3 runs apiece in each outing...did not make an appearance on the mound in Frisco's postseason run...more effective when facing LHB (.222) than RHB (.277).

**2021:** Missed the entire season while recovering from 'Tommy John' surgery (9/14/20) on his right elbow...did not see official game action, but returned in time to participate in the Fall Instructional League...made his first appearance in a game setting on 10/5 and was the starting pitcher for the final stop of the team's Texas Tour against local universities, taking the mound against Texas Christian University on 10/29 in Fort

## CAREER RECORD


YEAR	CLUB	W-L	ERA	G	GS	CG	SHO	SV	IP	H	R	ER	HR	HB	BB-I	SO	WP	BK	AVG
2017	AZL Rangers—1	0-1	0.00	10	0	0	0	0	9.0	8	2	0	0	0	5-0	16	0	0	.229
2018	AZL Rangers	3-3	4.38	7	3	0	0	0	24.2	25	12	12	1	1	13-0	25	3	0	.287
2019	Spokane	3-1	1.85	9	9	0	0	0	39.0	23	10	8	2	1	22-0	59	2	0	.173
	Hickory	0-0	1.69	2	2	0	0	0	10.2	5	3	2	0	1	3-0	16	0	0	.143
2020									INJURED - DID NOT PITCH										
2021									INJURED - DID NOT PITCH										
2022	Hickory	3-5	4.48	21	21	0	0	0	84.1	78	45	42	12	1	47-0	111	6	3	.245
	Frisco	0-0	6.75	2	2	0	0	0	8.0	11	8	6	2	1	5-0	7	0	0	.324
<b>MINOR TOTALS</b>		<b>9-10</b>	<b>3.59</b>	<b>51</b>	<b>37</b>	<b>0</b>	<b>0</b>	<b>0</b>	<b>175.2</b>	<b>150</b>	<b>80</b>	<b>70</b>	<b>17</b>	<b>5</b>	<b>95-0</b>	<b>234</b>	<b>11</b>	<b>3</b>	<b>.233</b>

\* Led league # Tied for league lead

Worth...entered season rated as the Rangers' no. 19 prospect according to *Baseball America*...**2020:** Did not see official game action after minor league season was canceled due to pandemic...added to the club's Alternate Training Site roster on 8/12 and suffered an elbow injury while pitching there in September...underwent 'Tommy John' ligament replacement surgery performed by Rangers Team Physician Dr. Keith Meister on 9/14 in Arlington...tabbed as the Rangers' 12th-best prospect according to *Baseball America*...**2019:** Combined to go 3-1 with a 1.81 ERA (10 ER/49.2 IP) over 11 starts with Hickory (Low-A) and Spokane (Short-A)...opened the season with Spokane and was named the 10th-best prospect in the Northwest League by *Baseball America*...with Spokane, ranked among Northwest League leaders in strikeouts (T7th, 59) and had the 4th-highest SO/9 rate (13.6) on the circuit (min. 30 IP)...promoted to Hickory on 8/21...started Game 1 of the South Atlantic League semifinals (W, 6.0 IP, 2 ER) and Game 3 of the Championship series (3.2 IP, 0 ER), with Hickory losing the best-of-5 series to finish as the league's runner-up...**2018:** Returned to the AZL Rangers and tied for club lead in wins (3)...was 3-1 with a 1.62 ERA (3 ER/16.2 IP) in 4 relief outings and went 0-2, 10.13 (9 ER/8.0 IP) in 3 starts...**2017:** Whiffed 16 of 35 batters faced (45.7%) over 10 outings in his professional debut with the AZL Rangers (Rk.).

**PERSONAL/AMATEUR:** Richard Terry Vanasco...drafted out of Williston (Fla.) High School, where he was a 2017 Rawlings-Perfect Game Honorable Mention All-American and Florida-All Region Second Team selection...posted a 0.53 ERA and 87 strikeouts over 53 innings during his senior season, while also batting .390 with 3 doubles, 18 RBI, 22 runs, and 22 stolen bases...was part of back-to-back Class 1A state championship teams in 2014-15...had committed to Stetson University prior to turning pro...was born in New York and lived there until he was 3 years old, when his family moved to Florida...under the direction of team nutritionists, Vanasco added 40 pounds to his frame following his elbow surgery, with protein shakes and Chipotle bowls becoming staples in his daily intake of 6,000+ calories...has studied video and of Rays pitcher Tyler Glasnow, whom Vanasco models his game after...is a fan of Alex Rodriguez.

1- Selected in the 15th round of the 2017 June draft...signed by Brett Campbell on June 23, 2017.



# AVERY WEEMS

**R**  
BATS

**L**  
THROWS

**6'2"**  
HEIGHT

**205**  
WEIGHT

**25**  
OPENING DAY AGE

**BORN** June 6, 1997 in Flagstaff, AZ

**RESIDES** Flagstaff, AZ

**ACQUIRED** In a trade from Chicago-AL on Dec. 8, 2020

**CONTRACT STATUS** Signed through 2023

**SERVICE TIME** 0.000 **OPTIONS USED** 0/3

**LHP #93**

**NON-ROSTER INVITEE**

**CAREER:** The 25-year-old will miss the entire 2023 season after undergoing surgery in February (see below)...was acquired from Chicago-AL along with RHP Dane Dunning on 12/8/20, in exchange for RHP Lance Lynn...spent entire 2022 season at Double-A Frisco, pairing a 2-6 record with a 5.14 ERA (52 ER/91.0 IP) over 26 G/17 GS...posted the 6th-highest strikeout pct. (26.3%) among Texas League pitchers (min. 90.0 IP)...led High-A East pitchers with 124 strikeouts over 20 G/19 GS for High-A Hickory in his full-season debut in 2021...across Weems' 3 years in the minors, he's struck out 305 batter in just 236.2 innings of work...didn't see action in 2020 but compiled a stellar 1.54 ERA (2 ER/11.2 IP) across 4 G in the Puerto Rico Winter League...named Pioneer League mid-and post-season in 2019...All-Star selected in the 6th round by the Chicago White Sox in the 2019 June draft out of the University of Arizona.

**SURGERY:** Originally expected to be a non-roster invitee for the first time in his career, Weems underwent 'Tommy John' ligament replacement surgery performed by Dr. Keith Meister in Arlington on 2/15/2023 and will miss the 2023 season.

**2022:** Spent entire season with Frisco, going 2-6 with a 5.14 ERA (52 ER/91.0 IP) over a career-high 91 innings...far more effective as a reliever (3.71 ERA/11.1 SO/9) than as a starter (5.74 ERA/10.4 SO/9)...struck out 107 of 407 (26.3%) batters faced, the 6th-highest strikeout pct. among Texas League pitchers (min. 90.0 IP)...used a 13 inning scoreless streak to post a 2.41 ERA in the month of July along with 21 strikeouts...finished season going 1-2 and a 3.14 ERA (17 ER/48.2 IP) over final 14 G/7 GS (beg. 6/22).

**2021:** Led High-A East pitchers with 124 strikeouts over 20 G/19 GS for Hickory (A+) in his full-season debut...career-best 13.08 SO/9 figure ranked 15th among minor league pitchers (min. 80.0 IP)...held opponents to a .237 BA (77-325): .154 (12-78) vs. LHB, .263 (65-247) vs. RHB...was rated the no. 20 overall prospect in the TEX farm system according to *Baseball America's* midseason rankings...**2020:** Did not see official game action after minor league season was canceled due to pandemic...played for the White Sox in the Fall Developmental League in Arizona...acquired by Texas from Chicago-AL, along with RHP Dane Dunning, in exchange for RHP Lance Lynn on 12/8...pitched for Manati in the Puerto Rican Winter League, posting a 1.54 ERA (2 ER/11.2 IP) in 4 games/starts while striking out nearly half (22 of 45) of the batters he faced...**2019:** Combined to go 5-4 with a 2.09 ERA (14 ER/60.1 IP) over 14 starts between the Arizona Rookie League White Sox and Advanced Rookie Great Falls...was named a Pioneer League mid- and post-season All-Star...led the Voyagers with four wins...threw 12.0 consecutive scoreless IP from 7/26-8/13...recorded a one-hitter on 8/21 at Billings over 5.0 IP.

**PERSONAL/AMATEUR:** Avery Brian Weems...selected by the White Sox in the 6th round of the 2019 June draft out of the University of Arizona...graduated with a bachelor's degree in general studies with an emphasis in sport and society...played two years for Yavapai Community College prior to transferring to Arizona...graduated from Coconino (Fla.) High School in 2015.

## CAREER RECORD

YEAR	CLUB	W-L	ERA	G	GS	CG	SHO	SV	IP	H	R	ER	HR	HB	BB-I	SO	WP	BK	AVG
2019	AZL White Sox—1	1-1	0.69	4	4	0	0	0	13.0	10	4	1	0	2	3-0	14	1	0	.217
	Great Falls	4-3	2.47	10	10	0	0	0	47.1	43	17	13	1	2	7-0	60	3	0	.239
2020	—2								DID NOT PITCH										
2021	Hickory	4-6	5.06	20	19	0	0	0	85.1	77	54	48	16	6	27-0	*124	6	1	.237
2022	Frisco	2-6	5.14	26	17	0	0	0	91.0	96	62	52	14	7	32-0	107	6	0	.262
<b>MINOR TOTALS</b>		<b>11-16</b>	<b>4.34</b>	<b>60</b>	<b>50</b>	<b>0</b>	<b>0</b>	<b>0</b>	<b>236.2</b>	<b>226</b>	<b>137</b>	<b>114</b>	<b>31</b>	<b>17</b>	<b>69-0</b>	<b>305</b>	<b>16</b>	<b>1</b>	<b>.246</b>

\* Led league # Tied for league lead

- 1- Selected by Chicago-AL in the 6th round of the 2019 June draft...signed by John Kazanas (CWS).
- 2- Acquired by Texas, along with RHP Dane Dunning, in exchange for RHP Lance Lynn on Dec. 8, 2020.

FRONT OFFICE

COACHES

PLAYERS

2022 REVIEW

OPPONENTS

RECORDS

DEVELOPMENT

MEDIA

# MATT WHATLEY



C #89

R BATS R THROWS  
5'9" HEIGHT 200 WEIGHT  
27 OPENING DAY AGE

BORN Jan. 7, 1996 in Claremore, OK  
RESIDES Tulsa, OK  
ACQUIRED Selected in the 3rd round of the 2017 June draft  
CONTRACT STATUS Signed through 2023  
SERVICE TIME 0.000 OPTIONS USED 0/3

NON-ROSTER INVITEE

FRONT OFFICE

COACHES

PLAYERS

2022 REVIEW

OPPONENTS

RECORDS

DEVELOPMENT

MEDIA

**CAREER:** The 26-year-old Whatley enters his 7th year in the Texas organization and 3rd Spring Training as a member of the club's Major League camp...promoted to Triple-A Round Rock for the first time in career last season, earning the call-up from Double-A Frisco on 7/13...appeared in 61 G across the 2 levels while hitting .228/.287/.328/.617...highly-lauded for his abilities at catcher, he was the organizational Defender of the Year in 2019 and enters 2023 as the farm system's Best Defensive Catcher according to *Baseball America*...served as the starting catcher for a Frisco pitching staff that posted the Double-A Central's lowest ERA (3.98), fewest walks (423) in 2021...has thrown out 101 of 352 (28.7%) attempted base stealers and compiled a .991 fielding percentage over 5 minor league seasons...the Oklahoma native was selected in the 3rd round of the 2017 June draft out of Oral Roberts University in Tulsa.

**2022:** Earned a late season promotion from Frisco to Round Rock, combining to appear in 61 G while slashing .228/.287/.328/.617...boasted a 10-game hitting streak spanning across 6/12-7/1 in Frisco, going 13-for-39 (.333 BA) with 5 RBI and earning a promotion two weeks later...threw out just 15 of 81 (19.0%) baserunners, a career-low conversion rate...finished 7-20 (.350) across the last 9 G with Round Rock...posted better numbers against RHP (.250 BA) than LHP (.156 BA).

**2021:** Spent the entire season as the starting catcher for Frisco (AA), making 70 starts behind the plate...worked with a pitching staff that posted the Double-A Central's lowest ERA (3.98), fewest walks (423), and boasted the league's Pitcher of the Year in RHP Cole Winn...threw out a league and organization-high 29 of 103 (28.2%) runners attempting to steal...totaled a .997 fielding percentage (2 E/793 TC)...slashed .203/.316/.282/.598 at the plate, the lowest SLG pct. of his career...was a non-roster invitee to Rangers' Major League spring training and spent time at the Alternate Training Site before joining Frisco for the start of the regular season in May...**2020:** Did not see game action, was not part of Rangers' 60-man player pool and did not participate

in fall instructional league...spent time in Arlington as an extra bullpen catcher...underwent an appendectomy on 3/2/20 before Spring Training was shut down...**2019:** Ranked among South Atlantic League leaders in BB (T6th, 62) and SB (T8th, 29) after entering season with 32 BB and 4 SB in his entire pro career...honored as Rangers Minor League Defender of the Year...made 84 starts at catcher and tied for the league lead with 33 caught stealings (33 of 89, 37%)...matched career high with 4 hits on 5/25 vs. Greensboro...named SAL Player of the Week for 6/17-23...went 9-for-32 (.281) in 10 G with Surprise in the Arizona Fall League...**2018:** Combined to bat .179 (29-162) in 52 G with Down East (A+) and Hickory (A)...registered a .997 fielding pct. (1 E/376 TC) and cut down 12 of 43 (28%) attempted base stealers...**2017:** Named the 15th-best prospect in the Northwest League by *Baseball America*...posted career-best slash line of .295/.376/.452/.827 with 6 HR and 28 RBI over 44 G for AZL Rangers (Rk.) and Spokane (Short-A)...was promoted to Spokane on 7/5...ranked among the Spokane club leaders in HR (T3rd, 6) and RBI (T4th, 25)...1st pro 4-hit game on 8/30 at Salem-Keizer, including a 3-R HR and career-best 5 RBI.

**PERSONAL/AMATEUR:** Matthew Whatley...he and his wife, the former Brittney Pauls, married on 11/23/19...the couple met while attending Oral Roberts University...was a three-year starter at ORU, a three-time First Team All-Summit League selection, and one of three finalists for the 2017 Johnny Bench Award, awarded annually to the nation's best catcher...hit .302 (64-212) with 11 HR and 49 RBI in 59 G as a junior for the Golden Eagles...paced ORU with a .446 on base percentage and drew a team-high 50 walks, 11th-most in the nation...successor behind the plate to former Golden Eagle and former Texas catcher Jose Trevino...played for Yarmouth-Dennis in the Cape Cod League in the summer of 2016...was a three-sport standout at Claremore (Okla.) High School, lettering in wrestling, football, and baseball...since October 2020, he has served as an assistant baseball coach at Tulsa's Victory Christian School in his spare time...signed by Rangers scout Bobby Crook on 6/20/17.


## CAREER RECORD

YEAR	CLUB	AVG	G	AB	R	H	TB	2B	3B	HR	RBI	SH	SF	BB-I	SO	SB	CS	HP	GDP	OBP	SLG	
2017	AZL Rangers—1	.353	5	17	5	6	8	0	1	0	3	0	0	2-0	3	0	1	0	0	.421	.471	
	Spokane	.289	39	149	23	43	67	6	0	6	25	0	1	16-0	28	3	4	4	3	.371	.450	
2018	Down East	.175	45	143	11	25	40	5	2	2	13	1	2	12-0	48	1	1	4	1	.255	.280	
	Hickory	.211	7	19	3	4	7	0	0	1	1	0	0	2-0	7	0	0	0	0	.286	.368	
2019	Hickory	.234	117	380	56	89	122	17	2	4	49	9	6	62-1	84	29	7	8	5	.349	.321	
2020		DID NOT PLAY																				
2021	Frisco	.203	75	227	27	46	64	6	0	4	14	2	1	35-1	80	7	8	3	8	.316	.282	
2022	Frisco	.226	32	115	17	26	37	5	0	2	9	0	1	6-0	25	2	0	1	2	.268	.322	
	Round Rock	.230	29	74	14	17	25	2	0	2	7	6	2	10-0	22	0	1	0	2	.314	.338	
<b>MINOR TOTALS</b>		<b>.228</b>	<b>349</b>	<b>1124</b>	<b>156</b>	<b>256</b>	<b>370</b>	<b>41</b>	<b>5</b>	<b>21</b>	<b>121</b>	<b>18</b>	<b>13</b>	<b>145-2</b>	<b>297</b>	<b>42</b>	<b>22</b>	<b>20</b>	<b>21</b>	<b>.323</b>	<b>.329</b>	

\* Led league # Tied for league lead

1- Selected in the 3rd round of the 2017 June draft...signed by Bobby Crook on June 20, 2017.





# OWEN WHITE

R BATS R THROWS  
6'3" HEIGHT 200 WEIGHT  
23 OPENING DAY AGE

BORN Aug. 9, 1999 on Mount Ulla, NC  
RESIDES Clearwater, FL  
ACQUIRED Selected in the 2nd round of the 2018 June draft  
CONTRACT STATUS Signed through 2023  
SERVICE TIME 0.000 OPTIONS USED 0/3

RHP #76

**CAREER:** The 23-year-old White was added to Texas' 40-man roster on Nov. 15, 2022 despite entering 2023 having made just 24 appearances/22 starts in his professional career...split last season between Hickory (A+) and Frisco (AA), going 9-2 with a 3.59 ERA (32 ER/80.1 IP) over 14 starts...missed a large portion of the regular season (7/26/22-end of season) while recovering from arm fatigue, but made a brief return as a bullpen weapon during the RoughRiders' postseason run to the 2022 Texas League Championship...White is currently rated as the 2nd-best prospect in the Rangers' farm system according to *Baseball America*, and is ranked among the top prospects in the game by various publications: *BA* (no. 59), *MLB Pipeline* (no. 66), *The Athletic* (no. 70), and *ESPN* (no. 87)...was also lauded by *BA* for possessing the 'Best Curveball' in the Texas organization...the right-hander was selected by the Rangers in the 2nd round of the 2018 MLB Draft, but did not make his pro debut until 2021 after he missed the entirety of the 2020 (pandemic) and 2019 ('Tommy John' surgery) seasons...owns a career 13-3 record, 3.42 ERA (44 ER/115.2 IP), and 12.4 strikeouts per 9.0 innings figure in the minor leagues...the North Carolina native prepped at Jesse C. Carson High School in China Grove, N.C.

**2022:** Combined to go 9-2 with a 3.59 ERA (32 ER/80.1 IP) and 104 strikeouts over 15 games/14 starts between Hickory (A+) and Frisco (AA)...registered career highs in starts, innings, wins, and strikeouts...11.65 strikeouts per 9.0 innings figure ranked 2nd among Texas farmhands (min. 80.0 IP) behind RHP Emiliano Teodo (12.27)...opened season with Hickory and went 6-2 with a 3.99 ERA (26 ER/58.2 IP) and 12.4 SO/9 figure over 11 G/10 GS before earning promotion to Frisco on 6/23...went undefeated (3-0) and posted a 2.49 ERA (6 ER/21.2 IP) in 4 starts for the 'Riders, earning Texas League Player of the Week honors for 6/27-7/3 after tossing 5.1 no-hit innings in his 2nd Double-A start on 7/1 vs. Corpus Christi...went undefeated (8-0) over last 10 starts of the season (beg. 5/14), posting a 3.14 ERA (20 ER/57.1 IP) and .662 opp. OPS over that span...named organization's Starting Pitcher of the Month for June: 3-0, 2.22 ERA (6 ER/24.1 IP), 35 SO/5 BB, .253 opp. BA over 4 GS...was on Injured List from 7/26-end of regular season due to arm fatigue...returned to make 2 postseason relief appearances, incl. 2.0 SHO IP, 6 SO in Frisco's championship-clinching win on 9/27 at Wichita...entered season as no. 7 prospect in the

Texas farm system according to *Baseball America*, improving to no. 5 in the publication's mid-season update...attended a player development seminar for a select group of top Texas prospects at Globe Life Field in January 2023.

**2021:** Made professional debut, going 4-1 with a 3.06 ERA (12 ER/35.1 IP) in 9 G/8 GS while racking up strikeouts at an impressive rate (14.3 SO/9)...made his season debut for Down East (A) in May before missing next 3 months with a broken bone in his hand...returned to Wood Ducks' rotation on 8/10...recorded 10+ K's in each of his final 3 GS of the year: 3-0, 1.93 (4 ER/18.2 IP), 2 BB, 33 SO...earned win in Game 4 of the Low-A East Championship Series against Charleston (5.0 IP, 3 R-2 ER)...was named the Arizona Fall League's "Pitcher of the Year" after guiding the Surprise Saguaros to a championship berth: 5-0, 1.91 ERA, 29 SO, league-high 28.1 IP...rated by *Baseball America* as the no. 7 prospect in the TEX system in the publication's 2022 pre-season rankings...attended a player development seminar for a select group of top Texas prospects at Globe Life Field in Jan. 2022...**2020:** Did not see official game action after minor league season was canceled due to pandemic...was named to the organization's Fall Developmental League roster and averaged more than one strikeout per inning: 14.0 IP, 12 H, 5 R, 7 BB, 15 SO...**2019:** Began season in extended spring training and did not see official game action after undergoing 'Tommy John' ligament replacement surgery performed by Dr. Keith Meister on 5/1...tabbed by *Baseball America* as Texas' 14th-best prospect entering the season...**2018:** Did not see official action...participated in the fall instructional league.

**NOTES:** William Timothy Owen White...he and wife, Maddie, were married on Dec. 17, 2022...named 2018 North Carolina Gatorade Player of the Year after finishing the season with a 10-1 record and a 0.22 ERA with 101 K'S in 63.2 IP at Jesse C. Carson High School in China Grove, N.C., near Charlotte...also played shortstop and finished as the school's all-time leader in hits, runs, RBI, wins, and strikeouts...played football and basketball as well for the Cougars...was rated as the 2nd-best high school prospect in North Carolina and 59th-best prospect overall in the 2018 draft by *Baseball America*...had committed to the University of South Carolina...enjoys hunting and fishing in his free time.

## CAREER RECORD

YEAR	CLUB	W-L	ERA	G	GS	CG	SHO	SV	IP	H	R	ER	HR	HB	BB-I	SO	WP	BK	AVG
2021	ACL Rangers—1	1-0	0.00	1	0	0	0	0	2.0	1	0	0	0	0	0-0	2	0	0	.167
	Down East	3-1	3.24	8	8	0	0	0	33.1	25	12	12	2	1	12-0	54	4	0	.205
2022	Hickory	6-2	3.99	11	10	0	0	0	58.2	51	27	26	7	0	19-0	81	2	0	.230
	Frisco	3-0	2.49	4	4	0	0	0	21.2	19	6	6	1	1	4-0	23	0	0	.241
<b>MINOR TOTALS</b>		<b>13-3</b>	<b>3.42</b>	<b>24</b>	<b>22</b>	<b>0</b>	<b>0</b>	<b>0</b>	<b>115.2</b>	<b>96</b>	<b>45</b>	<b>44</b>	<b>10</b>	<b>2</b>	<b>35-0</b>	<b>160</b>	<b>6</b>	<b>0</b>	<b>.224</b>

\* Led league # Tied for league lead

1- Selected in the 1st round (15th overall) of the 2018 June draft...signed by Jay Heafner.

FRONT OFFICE

COACHES

PLAYERS

2022 REVIEW


OPPOSITION

RECORDS

DEVELOPMENT

MEDIA

# COLE WINN



R BATS R THROWS  
6'2" HEIGHT 190 WEIGHT  
23 OPENING DAY AGE

BORN Nov. 25, 1999 in Longmont, CO  
RESIDES Orange, CA  
ACQUIRED Selected in the 1st round (15th overall) of the 2018 June draft  
CONTRACT STATUS Signed through 2023  
SERVICE TIME 0.000 OPTIONS USED 0/3

FRONT OFFICE

COACHES

PLAYERS

2022 REVIEW

OPPONENTS

RECORDS

DEVELOPMENT

MEDIA

**CAREER:** The 23-year-old Winn will be in Major League spring camp for a 2nd time (also 2021) after he was added to Texas' 40-man roster on 11/15/22...is entering his 5th season in the organization since being chosen with the Rangers' top pick (15th overall) in the first round of the 2018 MLB Draft...the right-hander is seeking his MLB debut following an uneven 2022 season at Triple-A Round Rock in which he posted a 6.51 ERA (88 ER/121.2 IP) over career-high 28 starts...entered last season as one of the top prospects in the game according to multiple outlets, including MLB Pipeline (no. 48), *Baseball America* (no. 61), and *Baseball Prospectus* (no. 91)...is just one year removed from 2021 campaign in which he captured the organization's Nolan Ryan Minor League Pitcher of the Year award and started for the American League in the SiriusXM All-Star Futures Game.

**2022:** Returned to Round Rock (AAA) where he finished the 2021 campaign and went 9-8 with a 6.51 ERA (88 ER/121.2 IP) over 28 games/starts...logged an organization-high 121.2 IP, the most innings pitched by a Texas minor leaguer since Tim Lillard in 2019 with Triple-A Nashville (153.1)...the last TEX farmhand to make as many as 28 starts in a single season was Alec Asher in 2014 with Double-A Frisco (also 28)...set career highs and ranked among Pacific Coast League leaders in starts (T1st), wins (T4th), strikeouts (T6th, 123), and innings (7th), but also led the league in walks (87) and wild pitches (12-tied)...opponents batted .265/.379/.429/.808 with 13 HR, but his 1.0 HR allowed per 9.0 innings figure was 7th-lowest among PCL pitchers (min. 80.0 IP)...went undefeated (6-0) over his first 15 starts to open the campaign, but posted a 3-8 record and 8.48 ERA (49 ER/52.0 IP) over his final 13 starts.

**2021:** Named the organization's Nolan Ryan Minor League Pitcher of the Year and *Baseball America's* Texas Rangers Minor League Player of the Year after combining for a 4-3 record, 2.41 ERA (23 ER/86.0 IP), 11.2 strikeouts per 9 innings, and a 0.860 WHIP figure in 21 G/GS for Double-A Frisco and Triple-A Round Rock...held opponents to a .146/.239/.259/.497 slash line, the lowest opp. batting average among minor leaguers (min. 80.0 IP)...was almost equally dominant against right-handed and left-handed batters: .144 opp. BA vs. LHB, .148 vs. RHB...spent the entire season with Frisco until the conclusion of the Double-A schedule, when he was promoted to Triple-A to make 2 final starts...was named Double-A Central Pitcher of the Year and a post-season All-Star after finishing the season ranked among circuit leaders (min. 70.0 IP) in ERA (1st,

2.31), WHIP (1st, 0.82) and strikeout pct. (2nd, 32.8)...earned Double-A Central Pitcher of the Week honors for 5/24-30...rated by *Baseball America* as the no. 9 prospect in Double-A Central at the conclusion of the season...entered the year ranked as the 5th-best prospect in the TEX farm system by both BA and MLB Pipeline...**2020:** Winn was in minor league spring training camp and remained on a throwing program following the camp shutdown in March...was added to the club's Alternate Training Site roster on 8/12, and he continued training in Arlington until the end of the Major League regular season...pitched in the Fall Development League following the campaign (9.0 IP, 4 H, 2 R, 3 BB, 16 SO), striking out 16 of the 36 (44%) batters he faced...entered the year as *Baseball America's* no. 14 Rangers prospect...**2019:** Entered season ranked as the no. 89 prospect in baseball (MLB.com) and the 4th-best prospect in the Texas organization (*Baseball America*)...rated as the 11th-best prospect in the SAL by *Baseball America* following season...began season in Extended Spring Training and debuted with Hickory on 5/16...went 4-1, 2.81 (16 ER/51.1 IP) in final 12 G/GS after a 0-3, 9.35 (18 ER/17.1 IP) start spanning 6 G/GS...opponents batted .233/.340/.360/.700...started Game 2 of the SAL Championship Series (5.0 IP, 4 R-ER), as Hickory would go on to lose the series 3-games-to-1...**2018:** Did not see official action following his selection in the June draft, but participated in the fall instructional league.

**PERSONAL/AMATEUR:** Cole Robert Winn...was born and raised in Colorado before moving to California for his senior year of high school...was 8-2 with a 0.20 ERA and 120 strikeouts in 70 innings at Orange Lutheran (Calif.) High School as a senior in 2018, earning Gatorade's California High School Player of the Year award and *Baseball America* High School Player of the Year honors...was named Gatorade's 2017 Colorado High School Player of the Year at Silver Creek High School near Denver...pitched for an Orange Lutheran squad that won the USA Baseball National High School Invitational in March 2018...pitched the opening game of the tournament for the Lancers, posting nine strikeouts in 6.0 innings, and went 2-for-3 with 3 RBI in the championship game to help Orange Lutheran repeat as NHSI champions...was rated as the 9th-best prospect (MLB.com) and the 10th-best prospect (*Baseball America*) in the 2018 draft...tabbed *Baseball America's* top prospect in Southern California...shifted his college commitment from Notre Dame to Mississippi State to Texas Christian University, and was committed to TCU when he was drafted and signed by the Rangers.

## CAREER RECORD

YEAR	CLUB	W-L	ERA	G	GS	CG	SHO	SV	IP	H	R	ER	HR	HB	BB-1	SO	WP	BK	AVG
2019	Hickory—1	4-4	4.46	18	18	0	0	0	68.2	59	36	34	5	3	39-0	65	7	0	.233
2020									DID NOT PITCH										
2021	Frisco	3-3	2.31	19	19	0	0	0	78.0	38	21	20	6	4	26-0	97	3	0	.144
	Round Rock	1-0	3.38	2	2	0	0	0	8.0	5	3	3	1	1	5-0	10	0	0	.167
2022	Round Rock	9-8	6.51	28	#28	0	0	0	121.2	125	94	88	13	5	87-0	123	12	0	.265
<b>MINOR TOTALS</b>		<b>17-15</b>	<b>4.72</b>	<b>67</b>	<b>67</b>	<b>0</b>	<b>0</b>	<b>0</b>	<b>276.1</b>	<b>227</b>	<b>154</b>	<b>145</b>	<b>25</b>	<b>13</b>	<b>157-0</b>	<b>295</b>	<b>22</b>	<b>0</b>	<b>.223</b>

\* Led league # Tied for league lead

1- Selected in the 1st round (15th overall) of the 2018 June draft...signed by Steve Flores.

## 2023 ROSTERS

### BY NUMBER

2	Semien, Marcus	2B
3	Taveras, Leody	OF
5	Seager, Corey	SS
6	Jung, Josh	3B
8	Thompson, Bubba	OF
9	Mathias, Mark	OF
12	Leon, Sandy*	C
13	Miller, Brad	INF/OF
14	Ecker, Donnie	Coach
15	Bochy, Bruce	Manager
16	Jankowski, Travis*	OF
17	Eovaldi, Nathan	RHP
18	Garver, Mitch	C
20	Duran, Ezequiel	INF
21	Kennedy, Ian*	RHP
22	Gray, Jon	RHP
23	Odorizzi, Jake	RHP
24	Duffy, Danny*	LHP
25	Leclerc, José	RHP
27	Beasley, Tony	Coach
28	Heim, Jonah	C
30	Lowe, Nathaniel	1B
31	Maddux, Mike	Coach
32	King, John	LHP
33	Dunning, Dane	RHP
35	Barnes, Jacob*	RHP
36	Howard, Spencer	RHP
37	Funkhouser, Kyle*	RHP
38	Hernandez, Elier*	OF
39	Tsutsugo, Yoshi*	1B/OF
41	McCarthy, Joe*	OF
44	Heaney, Andrew	LHP
46	Burke, Brock	LHP
47	Smith, Josh	INF/OF
48	deGrom, Jacob	RHP
49	Otto, Glenn	RHP
50	Ragans, Cole	LHP
51	Rodriguez, Yerry	RHP
52	Hearn, Taylor	LHP
53	Garcia, Adolis	OF
54	Pérez, Martín	LHP
55	Huff, Sam	C
56	Moronta, Reyes*	RHP
58	Littell, Zack*	RHP
59	Martin, Brett	LHP
60	Winn, Cole	RHP
62	Cody, Kyle*	RHP
64	Ragsdale, Corey	Coach
66	Sborz, Josh	RHP
67	Harris, Dustin	INF/OF
68	Barlow, Joe	RHP
70	Vanasco, Ricky	RHP
71	Ornelas, Jonathan	INF
72	Hernández, Jonathan	RHP
73	Latz, Jake*	LHP
74	Acuña, Luisangel	INF
75	Garcia, David*	C
75	Hyers, Tim	Coach
76	White, Owen	RHP
77	Frazier, Clint*	OF
78	Kent, Zak	RHP
79	Lee, Chase*	RHP
80	Rocker, Kumar*	RHP
81	Foscue, Justin*	INF
82	Ozuna, Fernery*	RHP
83	Latz, Jake*	RHP
83	Venable, Will	Coach
84	Church, Marc*	RHP
85	Freeman, Cody*	C
86	Conner, Seth	Coach
87	Carter, Evan*	OF
87	Hayes, Brett	Coach
88	Wilson, Bobby	Coach
89	Whatley, Matt*	C
90	Kelly, Antoine*	LHP
91	Bradford, Cody*	LHP
92	Crim, Blaine*	INF
93	Weems, Avery*	LHP
94	Robert, Daniel*	RHP
95	Jacobsen, Lucas*	LHP

### BY NAME

74	Acuña, Luisangel	INF
68	Barlow, Joe	RHP
35	Barnes, Jacob*	RHP
27	Beasley, Tony	Coach
15	Bochy, Bruce	Manager
91	Bradford, Cody*	LHP
46	Burke, Brock	LHP
87	Carter, Evan*	OF
84	Church, Marc*	RHP
62	Cody, Kyle*	RHP
86	Conner, Seth	Coach
92	Crim, Blaine*	INF
48	deGrom, Jacob	RHP
24	Duffy, Danny*	LHP
33	Dunning, Dane	RHP
20	Duran, Ezequiel	INF
14	Ecker, Donnie	Coach
17	Eovaldi, Nathan	RHP
81	Foscue, Justin*	INF
77	Frazier, Clint*	OF
85	Freeman, Cody*	C
37	Funkhouser, Kyle*	RHP
53	García, Adolis	OF
75	García, David*	C
18	Garver, Mitch	C
22	Gray, Jon	RHP
67	Harris, Dustin	INF/OF
87	Hayes, Brett	Coach
44	Heaney, Andrew	LHP
52	Hearn, Taylor	LHP
28	Heim, Jonah	C
38	Hernandez, Elier*	OF
72	Hernández, Jonathan	RHP
36	Howard, Spencer	RHP
55	Huff, Sam	C
75	Hyers, Tim	Coach
95	Jacobsen, Lucas*	LHP
16	Jankowski, Travis*	OF
6	Jung, Josh	3B
90	Kelly, Antoine*	LHP
21	Kennedy, Ian*	RHP
78	Kent, Zak	RHP
32	King, John	LHP
23	Latz, Jake*	LHP
25	Leclerc, José	RHP
79	Lee, Chase*	RHP
83	Leiter, Jack*	RHP
12	Leon, Sandy*	C
58	Littell, Zack*	RHP
30	Lowe, Nathaniel	1B
31	Maddux, Mike	Coach
59	Martin, Brett	LHP
9	Mathias, Mark	OF
41	McCarthy, Joe*	OF
13	Miller, Brad	INF/OF
56	Moronta, Reyes*	RHP
23	Odorizzi, Jake	RHP
71	Ornelas, Jonathan	INF
49	Otto, Glenn	RHP
82	Ozuna, Fernery*	RHP
54	Pérez, Martín	LHP
50	Ragans, Cole	LHP
64	Ragsdale, Corey	Coach
94	Robert, Daniel*	RHP
80	Rocker, Kumar*	RHP
51	Rodriguez, Yerry	RHP
66	Sborz, Josh	RHP
5	Seager, Corey	SS
2	Semien, Marcus	2B
47	Smith, Josh	INF/OF
3	Taveras, Leody	OF
8	Thompson, Bubba	OF
39	Tsutsugo, Yoshi*	1B/OF
70	Vanasco, Ricky	RHP
83	Venable, Will	Coach
93	Weems, Avery*	LHP
89	Whatley, Matt*	C
76	White, Owen	RHP
88	Wilson, Bobby	Coach
60	Winn, Cole	RHP

### BY MLB SERVICE TIME

Kennedy, Ian*	13.124
Duffy, Danny*	11.085
Eovaldi, Nathan	11.013
Odorizzi, Jake	10.038
Miller, Brad	9.042
deGrom, Jacob	9.004
Semien, Marcus	8.139
Leon, Sandy*	8.118
Heaney, Andrew	8.043
Gray, Jon	7.150
Seager, Corey	7.062
Leclerc, José	7.032
Jankowski, Travis*	6.041
Barnes, Jacob*	5.153
Garver, Mitch	5.071
Moronta, Reyes*	5.045
Frazier, Clint*	4.111
Martin, Brett	4.049
Martin, Brett	3.151
Hearn, Taylor	3.125
Littell, Zack*	3.067
Hernandez, Jonathan	3.041
Lowe, Nathaniel	2.145
Funkhouser, Kyle*	2.133
Heim, Jonah	2.097
García, Adolis	2.095
Tsutsugo, Yoshi*	2.095
Dunning, Dane	2.083
Burke, Brock	2.065
Sborz, Josh	2.055
Howard, Spencer	2.033
King, John	2.026
Mathias, Mark	1.153
Taveras, Leody	1.124
Cody, Kyle*	1.108
Barlow, Joe	1.103
Huff, Sam	1.070
Otto, Glenn	1.033
Smith, Josh	0.111
Duran, Ezequiel	0.072
Ragans, Cole	0.063
Thompson, Bubba	0.063
Hernandez, Elier*	0.037
Jung, Josh	0.027
McCarthy, Joe*	0.019
Latz, Jake*	0.006
Rodriguez, Yerry	0.005
Acuña, Luisangel	0.000
Bradford, Cody*	0.000
Carter, Evan*	0.000
Church, Marc*	0.000
Crim, Blaine*	0.000
Foscue, Justin*	0.000
Freeman, Cody*	0.000
García, David*	0.000
Harris, Dustin	0.000
Jacobsen, Lucas*	0.000
Kelly, Antoine*	0.000
Kent, Zak	0.000
Lee, Chase*	0.000
Leiter, Jack*	0.000
Ornelas, Jonathan	0.000
Ozuna, Fernery*	0.000
Robert, Daniel*	0.000
Rocker, Kumar*	0.000
Vanasco, Ricky	0.000
Weems, Avery*	0.000
Whatley, Matt*	0.000
White, Owen	0.000
Winn, Cole	0.000

\* - Non-Roster Invitee

FRONT OFFICE

COACHES

PLAYERS

2022 REVIEW

OPPONENTS

RECORDS

DEVELOPMENT

MEDIA

MEDIA

DEVELOPMENT

RECORDS

OPPONENTS

2022 REVIEW

PLAYERS

COACHES

FRONT OFFICE

2023 TEXAS 40-MAN ROSTER

Manager: Bruce Boddy (15) Coaches: Tony Beasley (27), Seth Comer (86), Donnie Ecker (14), Brett Hayes (87), Tim Hyers (75), Mike Maddux (31), Corey Ragsdale (64), Will Venable (83), Bobby Wilson (88)

NO.	PL	POS	HT	WT	DOB	BIRTHPLACE	OP	RESIDENCE	2022 CLUB	W-L	RA	BB	SO	SV	IP	R	ER	BB-I	SO	MS		
68	R	R	6-2	215	09/28/95	Riverton, UT		Scottsdale, AZ	Texas	3-1	3.86	35	0	13	35.0	27	18	15	13-0	28	1,103	
								Scottsdale, AZ	Frisco	0-0	6.75	0	0	0	1.1	2	1	1-0	2	5		
46	L	L	6-4	205	08/04/96	Chicago, IL		Scottsdale, AZ	Texas	1-0	0.00	3	0	0	5.1	1	0	2-0	5	2,065		
48	L	R	6-4	185	06/19/88	DeLand, FL		DeLand, FL	Texas	7-5	1.97	52	0	0	82.1	63	25	18	24-1	90	8,139	
								DeLand, FL	St. Lucie	0-0	0.00	2	0	0	4.2	3	0	0-0	11	8,139		
								DeLand, FL	Syracuse	0-1	4.50	0	0	0	8.0	4	5	4-0	10	2,083		
33	R	R	6-4	225	12/20/94	Orange Park, FL		Charlotte, NC	Texas	5-4	3.08	11	0	0	64.1	40	22	22	8-0	102	3,208	
								Charlotte, NC	Texas	4-8	4.46	29	0	0	153.1	158	80	76	62-0	137	2,083	
								Charlotte, NC	ACL Rangers	0-0	3.60	1	0	0	5.0	3	2	1-0	9	9		
17	R	R	6-2	215	02/13/90	Houston, TX		Friendswood, TX	Boston	6-3	3.87	20	2	0	109.1	115	55	47	20-0	103	11,013	
								Friendswood, TX	Worcester	0-0	7.50	2	0	0	6.0	8	5	2-0	8	2,083		
22	R	R	6-4	230	11/05/91	Shawnee, OK		Keller, TX	Texas	4-4	3.96	24	4	0	127.1	105	61	56	39-0	134	7,062	
44	L	L	6-2	200	06/5/91	Oklahoma City, OK		Oklahoma City, OK	Texas	7-7	4.10	16	14	0	72.2	60	34	25	19-0	110	7,150	
								Oklahoma City, OK	Oklahoma City	0-1	1.23	2	0	0	7.1	4	1	0-0	10	9		
								Oklahoma City, OK	Tulsa	0-0	0.00	1	0	0	5.0	2	0	0	1-0	9		
								Oklahoma City, OK	Rancho Cucamonga	0-0	13.50	1	0	0	2.2	6	4	4-0	2	2		
								Oklahoma City, OK	ACL Dodgers	0-0	3.60	1	1	0	0	5.0	5	2	0-0	8		
52	L	L	6-6	235	08/30/94	Royse City, TX		Royse City, TX	Texas	6-8	5.13	31	13	0	100.0	107	60	57	43-0	97	3,125	
								Royse City, TX	Round Rock	1-0	6.00	3	2	0	12.0	8	8	6-0	20	3,125		
72	R	R	6-3	195	07/06/96	Memphis, TN		Eufaula, TX	Round Rock	0-2	4.05	15	0	0	13.1	13	7	6	13-0	16	3,041	
								Eufaula, TX	Frisco	0-0	0.00	1	0	0	1.2	0	0	0	1-0	2		
								Eufaula, TX	Texas	2-3	2.97	29	0	0	4	30.1	26	14	10	17-3	27	2,033
36	R	R	6-3	210	07/28/96	San Luis Obispo, CA		Dallas, TX	Texas	2-4	4.71	10	8	0	37.2	50	33	31	15-1	32	2,033	
								Dallas, TX	Round Rock	3-6	7.43	14	12	0	59.0	53	35	31	25-0	73	0,000	
78	R	R	6-3	210	02/24/98	Henrico, VA		Heathsville, VA	Frisco	2-3	4.68	19	19	0	82.2	83	45	43	30-0	87	0,000	
								Heathsville, VA	Round Rock	1-1	1.67	5	5	0	27.0	17	7	5	13-0	23	0,000	
32	L	L	6-2	215	09/14/94	Missouri City, TX		Grand Prairie, TX	Texas	1-4	4.03	39	0	0	51.1	61	27	23	14-3	30	2,026	
								Grand Prairie, TX	Round Rock	0-1	7.27	14	0	0	17.1	20	16	14	7-0	18	6,041	
25	R	R	6-0	195	12/19/93	Esperanza, DR		Esperanza, DR	Frisco	0-3	3.86	2	0	0	4.2	4	1	1	0-0	3	6,041	
								Esperanza, DR	Texas	1-0	2.83	39	0	0	7	27.2	33	17	15	21-0	54	3,151
59	L	L	6-4	210	04/28/95	Merriestown, TN		Merriestown, TN	Texas	1-7	4.14	55	1	0	3	50.0	50	27	23	18-3	40	3,151
23	R	R	6-2	190	03/27/90	Highland, IL		Tampa, FL	Houston	4-3	5.75	12	12	0	60.0	52	29	25	17-0	46	9,042	
								Tampa, FL	Sugar Land	0-0	6.00	1	1	0	3.0	2	2	2	2-0	4		
								Tampa, FL	Corpus Christi	0-0	0.00	1	1	0	0	5.0	3	0	0-0	6		
49	R	R	6-5	240	03/11/96	Spring, TX		Houston, TX	Atlanta	2-3	5.24	10	10	0	46.1	54	29	27	18-1	40	6,041	
								Houston, TX	Round Rock	0-1	2.79	3	3	0	9.2	8	3	3-0	12	1,033		
54	L	L	6-0	200	04/04/91	Guanare, VZ		Dallas, TX	Texas	7-10	4.64	27	27	0	135.2	119	74	70	62-0	107	10,038	
50	L	L	6-4	190	12/12/87	Crawfordville, FL		Tallahassee, FL	Texas	12-8	2.89	32	32	0	186.1	178	70	63	69-0	169	10,038	
								Tallahassee, FL	Frisco	5-3	2.81	10	10	0	51.1	41	18	16	19-0	65	0,063	
								Tallahassee, FL	Round Rock	3-2	3.32	8	8	0	43.1	34	18	16	12-0	48	0,063	
								Tallahassee, FL	Texas	0-3	4.25	9	9	0	40.0	43	24	22	16-0	27	0,005	
51	R	R	6-2	210	10/15/87	Santiago, DR		Moca, DR	Round Rock	4-1	4.97	49	5	0	59.0	60	31	28	32-0	73	0,005	
								Moca, DR	Texas	0-0	0.00	1	0	0	1.0	1	0	0-0	1	0		
66	R	R	6-3	215	12/17/83	Washington, DC		Arlington, TX	Texas	1-0	6.45	19	1	0	22.1	25	16	11-1	32	2,055		
								Arlington, TX	Round Rock	3-0	1.61	19	1	0	12.1	11	6	4-0	30	0,000		
70	R	R	6-3	190	10/13/88	Merriestown, FL		Hickory, FL	AAA	3-5	4.48	21	21	0	84.1	78	45	42	47-0	111	0,000	
								Hickory, FL	Frisco	0-0	6.75	2	2	0	8.0	11	7	6	5-0	7		
76	R	R	6-3	200	08/09/89	Mount Ulla, NC		Cleanwater, FL	AAA	3-5	4.48	21	21	0	84.1	78	45	42	47-0	111	0,000	
								Cleanwater, FL	Frisco	3-0	2.49	4	4	0	21.2	19	6	6	4-0	23	0,000	
60	R	R	6-2	190	11/25/99	Longmont, CO		Longmont, CO	Round Rock	9-8	6.51	28	28	0	121.2	125	94	88	87-0	123	0,000	

2023 TEXAS 40-MAN ROSTER CONT.

No.	COACHES (D)		HT		WT	DOB	BIRTHPLACE		2022 CLUB	CLASS	G	AB	P	H	TB	SB	HR	RBI	RIS	BB-1	SO	SL	MS
	B	I	R	R			2022 CLUB	ESDRATE															
18	Garver, Mitch	R	R	6-1	220	01/15/91	Albuquerque, NM	Aurora, CO	Flisco	AA	207	54	188	23	39	7	0	10	24	23-0	53	1	5,045
28	Heim, Jonah	S	R	6-4	220	06/27/95	Buffalo, NY	Waxahachie, TX	Texas	AAA	333	6	3	2	1	0	0	0	1	1-0	2	0	2,097
55	Huff, Sam	R	R	6-5	245	01/14/98	Phoenix, AZ	Phoenix, AZ	Texas	AAA	260	63	246	46	64	4	0	21	50	25-1	85	0	1,070
									Texas	MLB	240	44	121	9	29	4	0	4	10	11-1	42		
74	Aouf, Luisangel	R	R	5-10	180	03/12/02	Caracas, VZ	La Sabana, VZ	Hickory	A+	317	54	205	45	65	10	0	3	29	34-0	60	28	0,000
20	Duran, Ezequiel	R	R	5-11	185	05/22/99	San Juan de los Rios, DR	San Juan de los Rios, DR	Flisco	AA	224	37	152	21	34	6	2	3	18	17-0	36	12	0,072
6	Jung, Josh	R	R	6-2	215	02/12/98	San Antonio, TX	Lubbock, TX	Texas	AAA	317	45	183	34	58	24	1	7	31	14-0	36	7	0,027
30	Love, Nathaniel	L	R	6-4	220	07/07/95	Norfolk, VA	Clermont, FL	ACL Rangers	AAA	236	58	208	25	49	10	0	5	25	12-0	54	4	0,027
9	Mathias, Mark	R	R	6-0	200	08/02/94	Santa Clara, CA	Dallas, TX	Texas	AAA	273	23	99	15	27	4	1	5	14	4-0	30	2	2,145
71	Ornelas, Jonathan	R	R	6-0	195	05/26/00	Glendale, AZ	Peoria, AZ	Texas	AAA	318	50	170	20	54	8	1	8	30	27-1	48	8	1,153
5	Seager, Corey	L	R	6-4	215	04/27/94	Charlotte, NC	Brentwood, TN	Flisco	AA	277	24	65	11	18	3	0	5	16	9-0	26	2	0,000
2	Semien, Marcus	R	R	6-0	195	09/17/90	San Francisco, CA	Westlake, TX	Texas	AAA	245	151	593	91	145	24	1	33	83	58-7	103	3	7,032
47	Smith, Josh	L	R	5-10	170	08/07/97	Baton Rouge, LA	Dallas, TX	Texas	AAA	248	161	657	101	163	31	5	26	83	53-0	120	25	8,118
									Texas	AAA	290	55	221	45	64	13	4	6	45	33-0	54	9	0,111
									Texas	MLB	197	73	213	23	42	5	0	2	16	28-0	50	4	
59	Garcia, Adolis	R	R	6-1	205	03/02/93	Ciego de Avila, Cuba	Ruskin, FL	Texas	MLB	250	156	605	88	151	34	5	27	101	40-2	183	25	2,095
67	Harris, Dustin	L	R	6-2	185	07/08/99	Land O' Lakes, FL	Tampa, FL	Flisco	AA	257	85	331	58	85	16	2	17	66	42-0	74	19	0,000
13	Miller, Brad	L	R	6-2	195	10/18/89	Olatando, FL	Tampa, FL	Texas	MLB	212	81	222	20	47	3	0	7	32	18-0	70	4	9,004
3	Taveras, Leody	S	R	6-2	195	09/08/98	Tenares, DR	Tenares, DR	Flisco	AAA	000	2	8	1	0	0	0	0	0	1-0	5	0	
8	Thompson, Bubba	R	R	6-2	195	06/09/98	Mobile, AL	Mobile, AL	Flisco	AA	182	3	11	3	2	1	0	1	3	2-0	3	0	
									Texas	AAA	294	49	204	34	60	12	3	7	29	14-0	48	7	1,124
									Texas	MLB	261	99	314	79	82	14	2	5	34	21-0	88	11	0,063
									Texas	AAA	304	80	346	77	105	12	4	13	48	22-1	95	49	0,063
									Texas	MLB	265	55	170	18	45	5	0	1	9	7-0	56	18	

Head Athletic Trainer - Matt Lucero  
 Strength and Conditioning Coach - Jose Vazquez  
 Asst. Strength and Conditioning Coach - Al Sandoval  
 Assistant Athletic Trainer - Sean Fields  
 Director of Travel - Josh Shelton  
 Bullpen Catchers - Patrick Cantwell / Chase Casali  
 Physical Therapist - Regan Wong

2023 TEXAS NON-ROSTER INVITEES (30)

MLB PITCHER(S)	B	I	HT	WT	DOB	BIRTHPLACE	RESIDENCE	2022 CLUB	CLASS	W-L	ERA	G	CG	SV	P	H	R	BB	SO	MLS
35 Barnes, Jacob	R	R	6-2	230	04/14/90	St. Petersburg, FL	Franklin, TN	Detroit	MLB	3-1	6.00	22	0	0	242	21	14	14	9-0	5,071
								Toledo	AAA	0-0	3.00	0	0	0	60	7	2	2-0	12	
								Scranton	AAA	1-1	2.25	10	0	0	80	4	3	2	4-1	8
91 Bradford, Cody	L	L	6-4	200	02/22/98	Aledo, TX	Aledo, TX	New York-NL	MLB	0-0	0.00	1	0	0	1.2	2	0	0	0-0	0
84 Church, Marc	R	R	6-3	190	03/30/01	Atlanta, GA	Atlanta, GA	Frisco	AA	10-7	5.01	26	26	0	118.2	114	70	66	33-0	124
								Hickory	AA	2-2	7.50	23	0	4	35.0	48	12	11	7-0	27
								Frisco	AA	4-2	7.50	23	0	0	45.0	48	12	11	7-0	37
62 Cody, Kyle	R	R	6-7	225	08/09/94	Chippewa Falls, WI	Mohave Valley, AZ	ACL-Rangers	Rk	1-0	0.84	18	0	0	10.2	9	1	1	3-0	21
								Round Rock	AAA	0-0	3.66	12	2	0	19.2	20	1	1	3-0	18
								Los Angeles-NL	MLB	0-0	0.00	0	0	0	0	0	0	0	0	0
								Detroit	MLB	0-1	2.45	14	0	3	5.2	9	4	4	7-0	20
37 Funkhouser, Kyle	L	L	6-3	205	12/21/88	Goleta, CA	Lompoc, CA	Frisco	AAA	0-0	0.00	0	0	0	0	0	0	3	3-0	0
56 Jacobsen, Lucas	L	L	6-5	190	07/01/95	Palos Heights, IL	Campeoli, CA	Frisco	AAA	0-0	0.00	0	0	0	0	0	0	0	0	0
								Wisconsin	A+	2-4	3.86	19	19	0	91.0	60	43	39	52-0	119
90 Kelly, Antoine	L	L	6-5	205	12/05/99	Des Plaines, IL	Des Plaines, IL	Arizona	MLB	4-7	5.36	57	5	0	18.2	16	15	19-0	24	0,000
21 Kennedy, Ian	R	R	6-0	210	02/19/84	Huntington Beach, CA	San Juan Capistrano, CA	Arizona	MLB	0-0	27.00	1	0	0	50.1	57	33	30	22-3	44
								ACL-Diamondbacks	Rk	0-0	0.00	1	0	0	1.0	5	3	3	0-0	0
73 Latz, Jake	R	L	6-2	185	04/09/95	Emont, IL	Galena, TX	Round Rock	AAA	1-1	2.75	19	10	0	32.0	18	39	34	8-0	59
79 Lee, Chase	R	R	6-0	170	08/13/98	Birmingham, AL	Bessemer, AL	Round Rock	AAA	0-0	0.00	0	0	0	0	0	0	0	0	0
83 Lester, Jack	R	R	6-1	205	04/21/00	Plantation, FL	Summit, NJ	Round Rock	AAA	1-1	5.46	30	0	0	31.1	40	22	19	11-1	41
58 Littell, Zack	R	R	6-4	220	10/05/95	Mebane, NC	Mebane, NC	San Francisco	MLB	3-3	5.08	39	0	0	92.2	88	69	57	56-0	109
								Sacramento	AAA	0-1	6.75	13	1	0	43.1	14	10	10	4-0	13
								San Jose	AAA	0-0	2.90	12	0	0	20.0	6	3	3	9-0	27
56 Moronta, Reyes	R	R	5-10	235	01/06/93	Santiago, DR	Santiago, DR	Los Angeles-NL	MLB	0-0	4.18	22	0	0	23.2	17	11	11	10-0	4
								Arizona	MLB	2-2	4.50	17	0	0	14.0	13	9	7	8-1	50
82 Ozuna, Frenery	R	R	5-8	170	11/09/95	San Cristobal, DR	San Cristobal, DR	Frisco	AAA	5-0	2.93	35	0	0	9	43.0	36	17	14	9-0
84 Robert, Daniel	L	R	6-4	210	08/09/84	Hoover, AL	Hoover, AL	Round Rock	AAA	1-0	9.31	13	0	0	18.1	25	20	13-0	23	0,000
80 Rogers, Austin	R	R	6-4	245	11/22/89	Wendville, GA	Forsyth, TN	Round Rock	AAA	1-0	0.55	5	5	0	30.2	13	29	2	4-1	35
83 Weems, Avery	R	L	6-2	205	06/06/97	Flagstaff, AZ	Flagstaff, AZ	Tulsa	AAA	1-0	0.35	5	5	0	20.2	13	29	2	4-1	35
								Frisco	AAA	2-6	5.14	26	1	0	91.0	96	62	52	32-0	
85 URBES (0)								2022 CLUB	CLASS	G	IP	R	BB	SO	2B	3B	HR	BB-I	SO	MLS
75 Garcia, David	R	R	5-10	180	07/05/01	Bethpage, CA	Caracas, VZ	Frisco	AAA	2-8	10.2	38	5	9	70	7	40	1	3	0
								ACL-Rangers	Rk	2-8	6.6	237	26	54	11	15	36	14	66	0
								Valencia, VZ	Rk	250	4	12	5	3	2	0	4	3	0	0,000
								Lake Worth, FL	AAA	222	26	72	5	16	3	0	1	7	0	8,043
								Cleveland	MLB	133	9	15	0	2	0	0	0	6	0	0
								Memphis	MLB	259	25	52	2	10	3	0	4	7	0	0
								Round Rock	AAA	226	32	115	17	26	5	0	2	9	6	0
								Round Rock	AAA	230	29	74	14	17	2	0	2	7	6	0
88 Whatley, Matt	R	R	5-9	200	01/07/96	Claremore, OK	Tulsa, OK	2022 CLUB	CLASS	G	IP	R	BB	SO	2B	3B	HR	BB-I	SO	MLS
								Frisco	AAA	295	119	461	81	136	26	0	24	91	49	0
								Mobile, AL	AAA	278	13	54	5	15	1	5	2	5	20	0
81 Foscue, Justin	R	R	6-0	205	03/02/99	Huntsville, AL	Nashville, TN	Round Rock	AAA	288	101	400	60	115	31	15	81	45	66	3
								Frisco	AAA	288	101	400	60	115	31	15	81	45	66	3
87 Carter, Evan	R	L	6-4	190	08/29/02	Elizabethton, TN	Johnson City, TN	Hickory	AAA	287	6	100	78	108	18	10	11	66	59	0
								Frisco	A+	429	6	21	8	9	3	0	1	7	5	0
								Chicago-NL	MLB	240	66	232	26	44	8	0	6	35	25	0
77 Frazier, Clint	R	R	5-11	210	09/06/94	Decatur, GA	Maricopa, GA	Round Rock	AAA	288	89	319	56	95	1	6	13	57	24	0
38 Hernandez, Elier	R	R	6-3	200	11/21/94	San Cristobal, DR	San Cristobal, DR	Texas	MLB	182	14	33	4	6	2	0	3	1	0	0
								New York-NL	MLB	167	43	54	11	9	0	0	2	8	0	0
16 Jankowski, Travis	L	R	6-3	185	06/15/91	Ephrata, PA	Strasburg, PA	Syracuse	AAA	237	36	131	27	31	3	1	1	6	3	0
								Seattle	AAA	267	59	178	17	40	7	0	4	19	26	0
								Orix	AAA	225	63	131	27	31	3	1	1	6	3	0
41 McCarthy, Joe	L	L	6-3	220	02/23/94	Scranton, PA	Scranton, PA	Portland	AAA	294	13	34	16	10	0	4	11	20	11	0
								JPWV	AAA	171	50	170	11	29	4	0	2	19	19	0
39 Tsurugo, Yoshi	L	R	6-1	225	11/26/91	Hashimoto, Japan	Hashimoto, Japan	Pittsburgh	AAA	440	9	25	4	11	2	0	2	12	9	0
								Indianapolis	AAA	440	9	25	4	11	2	0	2	12	9	0
								Buffalo	AAA	285	29	98	15	26	4	0	5	18	19	0



# SEASON IN REVIEW



Nathaniel Lowe was selected 2022 Rangers Player of the Year after setting career highs in batting average (.302), home runs (27), and OPS (.851), becoming the first Texas batter to win a Silver Slugger award since 2014.

# SEASON IN REVIEW

**FINAL OVERALL RECORD: 68-94 (.420)**

**FOURTH IN A.L. WEST DIVISION, 38.0 GAMES BEHIND HOUSTON**  
**HOME: 34-47      ROAD: 34-47**

FRONT OFFICE

COACHES

PLAYERS

2022 REVIEW

OPPONENTS

RECORDS

DEVELOPMENT

MEDIA

**WINS AND LOSSES:** The Rangers went 68-94 (.420) this season to finish in 4th place in the A.L. West, 38.0 games behind Houston. It marked the team's 6th straight season with a losing record, the most consecutive sub-.500 campaigns in Texas history, this after one losing season in 8 years from 2009-16.

The team's .420 winning percentage was the 4th-lowest in the A.L. and T7th-lowest in MLB, an improvement after being among MLB's bottom three in win pct. for back-to-back years in 2020-21. It was still the 8th-lowest full-season win pct. in Texas history, as four of the lowest eight such figures have come in the last eight seasons beginning 2014. Since the start of 2020, Texas has the 3rd-lowest win pct. in MLB at .391 (150-234), ahead of only PIT (.370, 142-242) and WAS (.380, 146-238).

Rangers' 94 losses are also 8th-most in a season in club history, 8 fewer losses than in 2021 (102). Texas has lost 90+ games in consecutive seasons for the 3rd time in team history: 1972 (100) and 1973 (105), 1984 (92) and 1985 (99), 2002 (90) and 2003 (91).

Team's fourth-place finish was best since 2019 (3rd place) and the 2nd time in the last 5 seasons (beg. 2018) to end the year somewhere other than last place. Rangers' season-ending 38.0-game deficit matched season high (final 2 days of season), just the 4th season in Texas history to ever reach at least 38.0 games behind the division leader (1972, 1973, 2001, 2022). Club was eliminated from the division race on 9/5 and eliminated from postseason contention on 9/18.

Texas had a 51-63 (.447) record with Chris Woodward as manager through August 14. Team went 17-31 (.354) under interim manager Tony Beasley from August 15-end of season.

Rangers' high mark for the season came at .500 after win on 5/31 vs. TB (24-24). Club has spent one day in a season with a winning record since the start of 2020 (10-9 on 8/15/20), and the last date to be above .500 in a full season was 8/11/19 (59-58). Club's low point was 28 games below .500 after loss on 10/4/22 vs. NYY-G1.

Rangers had a 31-45 (.408) mark vs. A.L. West opponents, a 3-win improvement over club's 2021 division record and best division mark since 2019 (.434, 33-43). Marks 6th straight season to be at least 8-under .500 against division opponents. Club's 17-16 (.515) mark vs. A.L. Central was 6th time in last 7 seasons to be above .500 against the Central (11-21, .344 in 2021). Texas was just 9-24 (.273) vs. A.L. East, lowest win pct. and fewest wins in club history (previously 10-23 in 2014). Team was 11-9 (.550) vs. N.L. clubs, first winning Interleague record since going 14-6 in 2017 and snapping a string of 4 straight losing campaigns.

**ATTENDANCE:** The Rangers finished with a home attendance of 2,011,361 for 81 dates, an average of 24,832. It ranked 7th in the A.L. and 18th in MLB in both overall and average home attendance. It was the Rangers' lowest attendance since 2008 (1,945,677) and a decline from 2021 (2,110,258 / 26,053). Rangers hosted three sellouts at Globe Life Field: May 1 vs. Atlanta, Aug. 6 vs. Chicago-AL, and Oct. 4 vs. New York-AL-G2. The 3 sellouts accounted for the three highest attendance totals in Arlington this season, and surpassed the 2021 total (2) for most sellouts in a single season at the club's new facility.

Rangers drew 18 crowds of 30,000-or-more, including a facility-record of 38,832 for the second game of a doubleheader on October 4 vs. New York-AL, the contest in which Yankees' Aaron Judge hit his 62nd home run of the year. Texas had a 5-0 record with crowds of 36,000-plus at Globe Life Field in 2022, going 7-2 in such contests in 2021-22. The lowest home attendance for the year came on Aug. 15 vs. Oakland (13,121), also the lowest Rangers attendance at Globe Life Field.

**BASERUNNING:** Texas finished first in MLB with 128 stolen bases, 6 more than 2nd-place Miami (122), and just the 2nd time in Rangers history to lead the Majors in steals (also 131 in 2019). It was just the 3rd time for Texas to lead the A.L. in steals (1972, 2019, 2022). The 128 SB are 9th-most in a single season in Texas history, with 5 of the top 9 totals coming since 2009. The Rangers have had at least 99 stolen bases in 8 of the last 9 full seasons beginning 2013 (49 in 2020, 74 in 2018), and 128 SB are 3rd-most since 2014. Club leads MLB with 414 stolen bases since the start of 2019. Team went 128-for-169 (75.7%) in steal tries this season, 5th-best in the A.L. and 12th-best in MLB, as the 41 caught stealing and 169 SB attempts also led the Majors.

Runners were picked off 7 times, T2nd in A.L. and T4th-most in MLB, and the 18 total times picked off (including CS and plays with an error) were most in Majors.

**BATTING:** Texas finished with a .239 (1308-5478) batting average in 2022, 10th in the A.L. after club had finished in A.L.'s bottom three in four of five seasons from 2017-21. It was the club's highest figure since batting .248 in 2019, but still ranked as the 3rd-lowest BA in a full season in Texas history (.217 in 1972, .232 in 2021). Five of the six lowest batting averages in team history have come in the last 5 full seasons beginning 2017.

Team's .301 on-base pct. ranked 12th in A.L. and was also 3rd-lowest in team history (.290 in 1972, .294 in 2021). Finished 6th in A.L. in SLG (.395) and 9th in OPS (.696), both highest figures since 2019 (.431/.750). Rangers finished 5th in the A.L. and 12th in MLB in runs scored (707), this after being last in the A.L. in that category in both 2020 and 2021.

Rangers finished 5th in the A.L. and 12th in MLB in runs scored (707), this after being last in the A.L. in that category in both 2020 and 2021. Marked most runs and most runs per game (4.36) since 2019 (810/5.00). Scored season-high 16 runs on 8/24 at COL (16-4 win), most since 5/16/19 at KC (16-1 win). Team had 10 games with 10+ runs, most since 2019 (16).

Team finished among A.L. leaders in bunt hits (2nd, 21), infield hits (T2nd, 150), RBI (5th, 670), and triples (6th, 20). Had 224 doubles, one less than 2021 (225) and lowest total in a full season since 1985 (213). Batters had 1446 strikeouts, 2nd-most in A.L. (LAA-1539) and 7th-most in Majors, 4th-highest total in Texas history (1578 in 2019, 1493 in 2017, 1484 in 2018). Club had fewest HBP (47) and GIDP's (82) in MLB. Club had a minus-36 run differential in 2022, 10th in A.L./18th in MLB, a large improvement over 2021's minus-190 figure.

The offense was shut out an MLB-low 4 times in 2022, all on the road: 4/24 at OAK, 5/9 at NYY, 6/8 at CLE, and 9/5 at HOU. The ML leaders: 4-TEX, 5-ATL, 6-CWS. It was just the 3rd full season in franchise history for Texas to endure 4-or-fewer shutouts against it: 1-2001, 4-1986/2022.

**CHALLENGES:** The Rangers were successful on 22-of-54 (40.7%) in manager challenges using replay review in 2022, MLB's ninth year using comprehensive instant replay. Team ranked 13th in the A.L. and 27th in MLB in success rate. Club's 54 total challenges ranked 3rd in MLB (57-MIN/PHI). Texas had 20 challenges that resulted in a "stands" ruling, tied with Toronto for most in MLB, and there were 12 "confirmed" verdicts, 3 of which were associated with challenges of the home plate collision rule. Manager Chris Woodward was 17-of-41 (41.5%) on challenges through August 14, and interim manager Tony Beasley was 5-for-13 (38.5%) after taking the helm on August 15. Team had a season-high 4 consecutive overturned challenges from July 10-22.

**COME-FROM-BEHIND WINS/CLOSE GAMES:** The Rangers' 32 come-from-behind wins ranked T7th in the A.L. and T16th in MLB, 2 more than in 2021 (30). Club's largest comeback win(s) came after trailing by 5 runs, and there were 4 different instances: April 10 at Toronto (trailed 1-6 after bottom 3rd), April 21 at Seattle (trailed 0-5 after bottom 1st), June 11 at Chicago-AL (trailed 0-5 after bottom 4th), and September 13 vs. Oakland (trailed 2-7 after top 5th). Last larger comeback was a 6-run deficit after 3 innings on 8/19/19 vs. LAA (won 8-7 in 11 innings).

The Rangers won at home in the bottom of the 9th-or-later on three occasions in 2022: 5/18 vs. LAA, 6/25 vs. WAS, and 9/13 vs. OAK. Matched fewest walk-off wins for Texas in a full season since 1997 (also 3 in 2003, 2018).

Texas lost 45 times after having the lead at some point, as club held a lead in 45 of 94 losses (47.9%). The 45 blown leads to lose ranked as 2nd-most in the Majors in '22 (49-CHC), most for Texas since 2008 (50). Club's largest lead in a loss was a 7-run edge on Opening Day, April 8 at Toronto (led 7-0 after top 4th). It was the 1st time for the Rangers to lose when leading by 7+ runs since a defeat on 7/24/18 vs. OAK, when club led by 8 runs, the 2nd-biggest lead in any loss in club history. The only other time to lose when leading by 8+ runs was on 5/16/06 at NYY (club led 9-0 and 10-1).

The team suffered 8 walk-off losses for a 2nd straight season, T4th-most in the A.L. and T7th-most in MLB. Those 8 losses: 5/8 at NYY-G1, 5/29 at OAK, 7/4 at BAL, 7/5 at BAL, 7/26 at SEA, 9/1 at BOS, 9/1 at HOU, 9/29 at SEA. Just one of the 8 walk-off losses ended with a home run, and that came in the 1st such contest on 5/8 at NYY-G1, when Gleyber Torres hit an opposite-field HR off John King to end Game 1 of a doubleheader at Yankee Stadium.

Rangers finished with a 15-35 (.300) record in one-run games, the fewest wins, 2nd-most losses (40-MIA), and lowest win pct. in one-run contests in MLB in 2022. The .300 win pct. was 2nd-lowest in Rangers history (.289, 11-27 in 1985). The 50 one-run games were most since 2010 (53), and the 35 losses set a club record. Team opened the year with a 5-23 (.179) record in one-run games through the end of July, then went 10-12 (.455) in final 22 such contests. Texas lost a club-record 53 games by one-or-2 runs in 2022, comprising 56.4% of team's 94 losses for the year. Rangers lost both games with a 1-0 final in '22: 5/9 at NYY and 9/5 at HOU.

From Sept. 3-20, Rangers played 16 straight games decided by 4-runs-or-less. It was T6th-longest span in MLB in 2022 and the longest such streak for Texas since a club-record 27 straight from 4/12/10-5/11/10.

### RANGERS WALK-OFF WINS IN 2022 (3)

DATE	OPPONENT	SCORE	FINAL PLAY
May 18	Los Angeles-AL	6-5	Nathaniel Lowe 2-run HR in 10th
June 25	Washington	3-2	Adolis Garcia solo HR in 9th
Sept. 13	Oakland	8-7	Mark Mathias RBI solo HR in 9th

**DAYS IN EACH POSITION:** First (0); Second (20); Third (100); Fourth (37); Fifth (24). Texas finished 4th in the A.L. West, 38.0 games behind Houston. It was the team's highest division finish since 2019 (3rd) after finishing last in the West in both 2020 and 2021. Club has ended the year in 3rd, 4th, or 5th place for 6 consecutive seasons since winning the division in 2015 and 2016, as club finished in 1st or 2nd place for 8 of 9 years from 2008-16 (5th in 2014). Club was eliminated from the division race on 9/5 and eliminated from postseason contention on 9/18. Rangers season-ending 38.0-game deficit matched season high (final 2 days of season), just the 4th season in Texas history to ever reach at least 38.0 games behind the division leader (1972, 1973, 2001, 2022).

**DAY/NIGHT:** Texas was 25-34 (.424) in day games and 43-60 (.417) at night. The .424 day mark ranked 11th in the A.L. while the .417 night win pct. ranked 12th. Team's 103 night games were 5th-most in A.L., while 59 day tilts were 5th-fewest. The 59 day games still set a Texas club record for a single season, the 2nd straight year to reach a new high (56 in 2021 after previous highs of 51 in both 2004 and 2005). Rangers were 6-19 (.240) in final 25 night contests beg. 8/27, and posted back-to-back wins in night tilts on just 3 occasions after the All-Star break. Club played 5 night series finales at Globe Life Field in 2022 (4/12 vs. COL, 5/12 vs. KC, 5/18 vs. LAA, 7/13 vs. OAK, 9/14 vs. OAK), this after 3 such games in 2021.

Rangers played a day game following the All-Star break, as a one-game makeup on 7/21 at MIA (1:10 ET start) was part of schedule change following the offseason labor dispute. It was just the 2nd time since 1999 for Texas to play a day game out of the AS break (also 7/15/16 at CHC). Previous instance had been on 7/9/98 at OAK.

**DELAYS:** The Rangers endured three delays in 2022, all falling a 2-day span in Cleveland. After a rainout on 6/6 at CLE, the start of the team's doubleheader on 6/7 at CLE-G1 was delayed 1:19 by rain. The following night's series finale in Cleveland was delayed 15 minutes prior to the start due to a rainy forecast, and then again for 1:52 in the top of the 5th inning when the game was nearly official. The total of 2:07 in rain delays on 6/8 at CLE matched that night's time of game (2:07).

**DESIGNATED HITTERS:** Rangers DH's combined for a slash line of .227/.303/.381/684, finishing the year with A.L. ranks in BA (10th), OBP (10th), SLG (8th), and OPS (9th). It was the 2nd-lowest BA by Texas DH's in a full season to only 1988 (.197). The .303 OBP is 6th-lowest in a full season in club history, just ahead of 2021's .298 OBP. The .381 SLG is 2nd-lowest in a full season since 1991 (.360 in 2017). The group combined for 20 HR (7th in A.L.) and 71 RBI (10th in A.L.).

The universal DH was implemented in 2022 for just the 2nd season in MLB history (also 2020). The Rangers used 19 different batters as the starting designated hitter in 2022, matching the club record for a 2nd straight year (3rd time overall: 1988, 2021, 2022).

**DOUBLEHEADERS/POSTPONEMENTS:** Texas sustained three total postponements in 2022 (5/6 at NYY, 5/7 at NYY, 6/6 at CLE), all due to rain, and played 4 total doubleheaders, 2 as part of the updated schedule following the offseason labor situation and 2 as rainout makeups. The club's rainouts in New York marked the first time for the Rangers to be postponed on back-to-back days since 5/13-14/06 at BOS. According to research, including a scheduled off day on 5/5, it marked the first time for Texas to go 3 straight days in a season without playing due to weather-related issues since start of 1982 season.

The club's four doubleheaders for the season: 5/8 at NYY (1-1), 6/7 at CLE (1-1), 9/12 at MIA (1-1), and 10/4 vs. NYY (1-1). It marked the first time for the Rangers to play 4 doubleheaders in one season since 2009 (3-0-1) and the first time to play 3 road twinbills in one year since 1993 (3). The Yankees became the first Texas opponent with multiple DH's against in one campaign since 2002, a pair of DH's at Kauffman Stadium (5/26/02 at KC and 7/15/02 at KC). The Rangers had not faced a single opponent for DH's both at home and on the road in the same campaign since 1999 (8/13/99 at CWS, 9/6/99 vs. CWS).

Since taking both ends of a DH on 9/8/09 at CLE, Texas has gone 1-3-12 in team's last 16 twinbills, lone DH sweep in that span coming on 6/8/19 vs. OAK. Rangers are 7-3-14 in 24 overall twinbills (day/night or split) since dropping both games to Yankees on 5/3/07 at Globe Life Park. Over the last 29 seasons beg. 1994, the Rangers have gone 15-9-20 in doubleheaders (day/night or split). Each of the last two postponements in Arlington have not been weather related, as game on 8/27/20 did not take place following a decision to postpone by the A's players. The previous Arlington postponement on 7/1/19 vs. LAA came in the aftermath of the death of Angels pitcher Tyler Skaggs. The last postponement in Arlington due to weather was on 4/17/16 vs. Baltimore.

## EJECTIONS IN 2022 (2)

GAME (INN.)	PLAYER/COACH	UMPIRE
8/4 vs. CWS (3rd)	Corey Ragsdale	Will Little
8/12 vs. SEA (4th)	Chris Woodward	Jerry Meals

**EXTRA INNINGS:** Texas played 15 extra-inning games in 2022, going 6-9 (1-5 at home, 5-4 on road). It snapped a span in which the Rangers had been .500-or-better in extras for 7 straight seasons from 2015-21. A rule adjustment from MLB that was in place from 2020-22 allowed each half inning in extras to begin with a runner on 2nd base. Club played a season-high 12 innings on both 6/12 at CWS (8-6 win) and 7/12 vs. OAK (14-7 loss). It marked the most innings in a Rangers game since 7/5/19 vs. BAL (2-1 walk-off win in 12 frames). Texas went 2-6 in final 8 extra-inning games after going 4-3 to open the year. Team won each of 1st 3 road games in extras. Club lost each of last 4 home games that went extra frames, with last such win at Globe Life Field coming on 5/18 vs. LAA (6-5 walk-off win in 10 inn.).

**FIELDING:** Texas finished with a .984 (96 E/5928 TC) fielding percentage in 2022, 12th in the A.L. and 22nd in MLB, this after setting a club record in 2021 (.986). The year's .984 figure still stands as the 8th-best figure in Rangers history. While the team's 96 errors were 3rd-most in the A.L., it was still the 6th-lowest total in a full season in Texas annals. Club ranked among A.L. leaders in total chances (1st, 5928), assists (2nd, 1527 – BAL was first w/ 1528) and double plays (3rd, 141).

Catchers' 11 passed balls were 4th-most in A.L., and 13 errors from backstops ranked 16th-most in MLB and were most since 2015 (15). The 13 errors by pitchers ranked 14th-most in the A.L. Texas third basemen had an A.L.-low .953 (22 E/473 TC) fielding pct., 2nd-lowest in MLB (CHC-.938). Club's outfielders had a .991 (9 E/1012 TC) fielding mark that ranked 4th in A.L. and 7th in MLB, the 3rd-best figure in a season in Texas history behind only 1996 (.9922) and 2004 (.9918). Outfielders' 9 errors matched fewest in a full season in team history (also 1996 and 2004).

Club was errorless in a season-high 7 straight from 6/17-25, and did not have errors in 6-game spans from both 4/21-26 and 10/1-5 to end the year. The 7-game errorless run matches Rangers' longest since 2020 (also 7 G, 6/22-29/21). Texas compiled a .985 (38 E/2602 TC) fielding mark after the All-Star break in '22, 9th in the A.L. and 16th in MLB. Team committed a season-high 5 errors on 5/29 at OAK in an eventual 6-5 walk-off defeat.

**HOME/ROAD:** Texas had 34-47 records both at home and on the road in 2022. It was just the second season in Rangers history for the club to have identical home and road records (also 42-38/42-38 in 1974). Team finished with a 34-47 (.420) record at home in the third season at Globe Life Field, 2nd-lowest in the A.L. and 14th-lowest in MLB for the year (WAS-.321, 26-55; OAK-.363, 29-51; CIN-.407, 33-48; TEX/MIA/PIT-.420, 34-47). It was 2 fewer home wins than 2021 (36-45), T3rd-lowest Arlington win pct. in Rangers history (.403, 31-46 in 1972; .407, 33-48 in 2014; .420, 34-47 in both 2018/2022). It was the 4th sub-.500 home record for the club in the last 14 seasons beginning 2009, the others in 2014, 2018, and 2021 (36-45, 444). Club was 2-9 in 1st 11 G through 4/29, then went 10-3 from 4/30-5/31 to sit at 12-12 for the year. Beginning 6/1, the Rangers were 22-35 (.386) in final 57 home games, 2nd-lowest home win pct. in MLB over season's final four months (WAS was 17-37, .315).

Texas won 6 consecutive home games from 5/15-31, club's longest-ever win streak at Globe Life Field and the longest win streak in Arlington since 8-0 span from 5/10-18/17 at the former Globe Life Park. Rangers have an 86-106 all-time record at Globe Life Field (2020-22). Club scored 5+ runs in 7 straight home games from 7/8-14, longest span by any team (Rangers or visitor) in the history of GLF.

Club's 34-47 (.420) road mark ranked as 10th-best in A.L. and T20th-best in MLB, the team's best away finish since 2017 (37-44, .457). After losing 4 of 1st 5 away games to open the year, Texas went 18-13 (.581) on the road from 4/21-6/28, T3rd-best record in the A.L. over that span. Beginning 6/29, Rangers were 15-30 (.333) in final 45 away contests, winning back-to-back road games just twice over the final three months (2-0, 7/29-29 at LAA; 3-0, 8/20-22 at MIN).

**HOME RUNS:** Texas batters hit 198 home runs in 2022, 4th-highest total in the A.L. and 8th-most in MLB. It was 2nd-highest HR total for the Rangers in the past four full seasons (2018-19-21-22), trailing only 223 HR in 2019's final campaign at Globe Life Park. The top 10 HR totals in MLB in '22 accounted for 8 of 12 postseason clubs for the year. The team hit 31 more HR than in 2021 (167), as the +31 increase marked highest from one full season to the next since 2015 (172 HR) to 2016 (215 HR), a rise of +43.

Team hit HR in a season-high 11 straight games on 2 occasions: 5/28-6/7 and 6/24-7/5. Also had a 10-G streak from 8/21-9/1, as Rangers joined Cardinals (3x) as only MLB teams with 3 different HR streaks of 10+ games in 2022.



Rangers had not recorded 3 different HR streaks of 10+ G in a season since 2019 (3x). Hit multiple HR in season-high 5 straight from 5/28-6/1, 2nd-longest span since start of 2018 (6 G, 6/18-23/19).

Corey Seager's team-high 33 HR were the most by a Ranger since 2018 (40-Joey Gallo), and most by a TEX RH batter since 2016 (36-Adrián Beltré). Texas had 4 players with 25+ HR for just the 5th time in club history (5-2005/2011, 4-2003/2004/2022). Had 7 players with 10+ HR, most since 2019 (club record-tying 10).

**Home Runs By Month:** April-19, May-36, June-38, July-33, August-33, September-33, October-6. Batters had at least 33 HR in each of the season's final 5 full months, this after not hitting 33+ HR in any month in 2021. The only other MLB teams to hit 33+ HR in at least 5 different months in 2022?: ATL (5) and LAD (5). It marked the 1st time for TEX to have at least 33 HR in 5 different months in a season since 2017 (all 6 months). The 38 HR in June were most in any month since hitting 39 HR in July 2019.

Texas hit 101 HR in 81 G at home in the third season at Globe Life Field, 5th in the A.L. and 9th in MLB. It was the highest Arlington HR total since 2019 (114), and the 5th-highest figure in the past 10 seasons beg. 2013. Club hit 97 HR on the road, 21 more than 2021 (76), 5th-most in A.L. and T11th in MLB. It was the 4th-highest away HR total for Texas in the past 13 years beg. 2010.

The team hit 123 homers with the bases empty, 55 with one on, 18 with 2 aboard, and hit 2 grand slams. The slams came on 4/14 vs. LAA (Jonah Heim off Shohei Ohtani) and 5/28 at OAK (Marcus Semien off Jake Lemoine). The 123 solo shots ranked as 5th-most in MLB and represented 62.1% of the club's total HR in 2022.

The Rangers hit one inside-the-park home run in 2022: Josh Smith on 7/11 vs. OAK. It was Smith's 1st career HR, becoming just the 3rd player in Rangers history to accomplish that feat (ITPHR for 1st career HR), also Craig Gentry (9/23/11 vs. SEA) and Marc Sagemoen (4/17/97 at KC). Smith's HR was one of 3 inside-the-park jobs at Globe Life Field in 2022, accounting for each of the 3 instances in the park's brief history (also ATL's Travis Demeritte on 4/29/22 and SEA's Sam Haggerty on 7/14/22). Team saw 3 walk-off home runs, T5th-most in MLB this season: Nathaniel Lowe on 5/18 vs. LAA; Adolis García on 6/25 vs. WAS; and Mark Mathias on 9/13 vs. OAK. Lowe's blast (10th inning) was the 9th walk-off HR in Rangers history with the team trailing in extra innings.

**INJURED LIST:** The Rangers had 35 Injured List stints in 2022, one more than the previous season, but the club's 836 games missed across those IL stints was down nearly 50 percent from 2021 (1643 games missed). There were 11 individuals with multiple IL stints for the Rangers in '22, accounting for 23 of the 35 total placements (65.7%): Mitch Garver (3), Jon Gray (3), Brad Miller (3), Joe Barlow (2), Dane Dunning (2), Spencer Howard (2), Brett Martin (2), Cole Ragans (2), Dennis Santana (2), and Josh Sborz (2). Five different Rangers spent time on the COVID-19 Related IL during the year, one in April and the other four during a similar span in June.

**INTERLEAGUE:** The Rangers went 11-9 (.550) in Interleague in '22, ending a span of 4 straight losing seasons from 2018-21. Prior to that stretch, Texas had recorded 11 straight seasons at .500-or-better vs. the N.L. from 2007-17, with last winning record being a 14-6 mark in 2017. The .550 win pct. was T7th in the A.L. and T12th in MLB, this after the Rangers' .325 (13-27) win pct. in Interleague spanning 2020-21 was tied for lowest in MLB with MIA/PIT (also 13-27).

Club won 11 of final 16 games against the senior circuit to end the year after a 0-3 start. Team's season-best 6-G win streak vs. N.L. from 4/30-6/22 was the 4th-longest in Rangers history, longest since a 7-G run from 5/9/17-6/6/17. It was also T2nd-longest Interleague win streak for any team in 2022, trailing only TB's 10-0 span from 4/19-6/26.

Texas finished 5-5 at home and 6-4 on the road. Did not suffer back-to-back road losses vs. N.L. all year, and won 5 of final 7 home games. The 6-4 road finish was best since 2017 (7-3 on road), as club had gone 6-14 in road Interleague games in 2020-21. Rangers finished 4-3-2 in 9 overall series, 2-2-0 in Arlington and 2-1-2 on the road.

**MONTH-BY-MONTH:** April: 7-14; May: 17-10; June: 12-14; July: 10-17; August: 12-16; September: 8-19; October: 2-4. Club's 17-10 (.630) finish in May marked the Rangers' 1st winning month since June 2019 (18-11) and highest win pct. in any full month since August 2016 (18-10, .643). The .630 win pct. in May was 3rd-best in the A.L. and 5th-best in MLB for the month. Team's 8-19 (.296) September was 2nd-lowest win pct. for the final full month, ahead of only OAK (.269, 7-19). It was the 2nd-lowest win pct. in September in Rangers history (3-23, .115 in Sept. 1972).

**PINCH HITTING:** Texas pinch hitters batted .242/.317/.435/.752 with 5 HR and 21 RBI in 2022. The .242 BA ranked 6th in the A.L. and 11th in MLB, highest figure for Texas since 2014 (.247). The 5 pinch HR were T2nd-most in MLB (6-SEA, 5-TEX/MIL/STL/SF) and T4th-most in club history (7-1980, 6-1987/1998, 5-1979/2022). The 30 pinch hits ranked 2nd in MLB (SF-49), 2nd-most by any Rangers club since 2001 (34 in 2013). Team had season-best 2 pinch hits in a game on 2 occasions: 4/10 at TOR & 8/24 at COL.

**PITCHING:** Pitching staff compiled a 4.22 ERA (673 ER/1435.0 IP), 12th in the A.L. and 22nd in MLB. While the ERA was over a half-run lower than last year's figure (4.79), the drop of 0.57 in ERA from 2021 to 2022 was only 7th-best in the A.L. and 9th-best in MLB. Club's 3.91 ERA over the 1st 74 games through the end of June ranked 9th in the A.L., but staff compiled a 4.49 ERA in final 88 contests beg. 7/1 to finish at 4.22. Pitchers posted a sub-4.00 ERA in 2 of season's 5 full months: May (3.32) and June (3.98). The 3.32 figure in May was lowest for Texas in any full month since August 2013 (3.09).

**STARTERS:** Texas starters combined to go 37-53 (.411) with a 4.63 ERA (408 ER/793.1 IP) over 162 games in 2022, 3rd-highest ERA in the A.L. (KC-4.76; OAK-4.69). It was a drop of over two-thirds of a run (-0.70) compared to 2021 (5.33), the 10th-best improvement in rotation ERA in MLB. It was the lowest figure for the Texas rotation since 2016 (4.38) and snapped a 4-year span in which starters had a ERA of 5.32-or-higher. Starters had a season-low 3.98 ERA through 6/5, which was 8th-best in the A.L. at that point. From 6/6-end of season, rotation had A.L.-high 4.95 ERA the rest of the way, 3rd-highest in MLB (WAS-6.02, COL-5.19). Rotation posted A.L.'s 3rd-fewest wins and innings, 4th-lowest win pct., and 6th-most losses. Staff's 793.1 innings were fewest in any full season in club history for a 2nd straight year (798.2 IP in 2021), as only years with less were shortened years in 1981, 1994, and 2020.

**RELIEVERS:** The Rangers bullpen had a 31-41 (.431) record with a 3.72 ERA (265 ER/641.2 IP) in 161 games, the 8th-best ERA in the A.L. It was the team's lowest relief ERA since 2013 (club-record 2.89). Opponents slashed .228/.309/.364/.674 against TEX relievers, 2nd-lowest opponent BA ever allowed by the Rangers bullpen (previously .225 in 1979).

The .309 opp. OBP was lowest since 2013 (.306) and 6th-lowest in team history. The .364 opp. SLG (6th in A.L.) and .674 opp. OPS (7th in A.L.) were both best since 2013 (.340). Bullpen's 641.2 innings set a Washington/Texas franchise record, the 3rd-most in the A.L. (TB-682.2, MIN-654.1) for the year. Bullpen recorded 620 strikeouts, the 4th-highest total in the A.L. and just 3 shy of setting the franchise record (622 in 2019).

FRONT OFFICE

**PLAYERS USED/ROOKIES:** The 2022 Rangers used 55 players, T7th in the A.L. and T15th in MLB, one more than in 2021 (54). The 55 players used were T3rd-most in club history (64 in 2014, 57 in 2015, 55 in 2008/2022). Texas used 16 rookies for the season (9 position players, 7 pitchers), a sharp drop from 2021 (club-record 26). Rangers had 8 players make their MLB debut.

The list of 16 rookies: A.J. Alexy, Brock Burke, Ezequiel Duran, Elier Hernandez, Sam Huff, Josh Jung, Mark Mathias, Tyson Miller, Glenn Otto, Cole Ragans, Zach Reks, Yerry Rodriguez, Josh Smith, Nick Snyder, Bubba Thompson, Steele Walker. The list of 8 rookies to make their ML debut with Texas in 2022: Duran, Hernandez, Jung, Ragans, Rodriguez, Smith, Thompson, Walker.

Rangers were the first team to have 2 former 1st-round selections, who were both drafted by that club, make their MLB debuts in the same game as starters since San Francisco's Will Clark (1B) and Robby Thompson (2B) on 4/8/86 at HOU.

COACHES

**SERIES/SWEEPS:** Texas went 16-28-9 record in 53 series for the season, 8-13-5 at home and 8-15-4 on the road. Texas was 1-5-0 in series play to open the year, losing 1st 4 series of the season (0-4-0) for 1st time since 2003. Team followed the 1-5-0 start by going 8-7-3 in 18 series from 4/29-6/29, then went 7-16-6 over final 29 series. Rangers had 3 series sweeps of multiple games in 2022 for a 2nd straight year: 5/3-4 at PHI (2-0), 5/16-18 vs. LAA (3-0), and 6/21-22 vs. PHI (2-0). Club was swept 9 times: 4/11-12 vs. COL (0-2), 7/4-6 at BAL (0-3), 7/14-17 vs. SEA (0-4), 7/25-27 at SEA (0-3), 8/1-3 vs. BAL (0-3), 8/30-31 vs. HOU (0-2), 9/1-4 at BOS (0-4), 9/23-25 vs. CLE (0-3), 9/30-10/2 at LAA (0-3). The 0-3 finish in September against Cleveland included the Guardians' A.L. Central-clinching win in final game of that series at Globe Life Field.

PLAYERS

**SHUTOUTS:** Texas posted 10 shutouts on the year, T7th-most in the A.L.: 4/23 at OAK, 5/20 at HOU, 5/31 vs. TB, 6/17 at DET, 6/21 vs. PHI, 7/21 at MIA, 7/28 at LAA, 8/6 vs. CWS, 8/21 at MIN, 9/27 at SEA. The 10 SHO marked most for Texas since 2014 (17), this after totaling 6 shutouts combined in 2020-21. Team was blanked an MLB-low 4 times in 2022, all on the road: 4/24 at OAK, 5/9 at NYY, 6/8 at CLE, and 9/5 at HOU. The ML leaders: 4-TEX, 5-ATL, 6-CWS. It was just the 3rd full season in franchise history for Texas to endure 4-or-fewer shutouts against it: 1-2001, 4-1986/2022. The Rangers and Braves were the only teams to have not been shut out at home in '22, as the last time Texas was blanked at Globe Life Field came in the season finale on 10/3/21 vs. CLE.

2022 REVIEW

**STREAKS:** Team won season-high 4 straight on 3 occasions: 4/30-5/4, 5/15-18, and 5/25-28. Rangers and Pirates are the only MLB teams without at least one win streak of 5+ games since the start of 2020, with Rangers' last instance coming 7/31-8/5/19 (5-0). Last win streak of 5+ games for PIT was 4/14-20/19 (5-0). Of the 30 MLB clubs in 2022, only Texas and Washington went without a win streak of 4+ games after the start of June (Nats did not win 4 in a row in 2022).

Rangers' longest losing streak for the year was 0-9 span from 8/27-9/5. Club also lost 7 in a row from 9/28-10/4-G1 and 5 straight from 4/15-20. Texas is one of 3 MLB clubs with at least 3 different losing streak of 9+ games since the start of 2021 (4-CHC, 3-TEX/OAK). Team also went 0-12 from 7/10-25/21 and 0-9 from 5/25-6/3/21.

OPPONENTS

**TIME OF GAME:** Texas 9-inning games averaged 3 hours, 1 minute, and 7 seconds in 2022 (3:01:07), a drop of over a full minute from 2021 (3:02:17), and the 2nd-shortest figure in at least the past 6 seasons. Club's figures over the past 6 years: 2022-3:01:07, 2021-3:02:17, 2020-3:03:14, 2019-3:07:01, 2018-3:00:53, 2017-3:10:24. It was well below the MLB average of 3:03:45 in 2022. The team played 15 extra-inning games, including a pair that lasted a season-high 12 innings: 6/12 at CWS and 7/12 vs. OAK. Club did not play any games of less than the full 9 innings.

The Rangers' longest game of the season was a 4:17 affair in 12-inning contest 6/12 at CWS. Team's longest 9-inning contest was a 3:58 game on 5/17 vs. LAA. The shortest Texas game by time for the year came on 6/8 at CLE (2:07), which was also the 2nd-shortest game 9-inning game for the Rangers in the last 9 seasons (beg. 2014) to a 2:05 affair on 7/6/18 at DET.

RECORDS

**UNIFORMS:** Texas utilized 7 different uniforms in 2022, the 3rd season of the club's revamped look that coincided with the move to Globe Life Field. There were no Players Weekend uniforms for a 2nd straight year in 2022 after Texas participated in the alternate uniform event for 3 straight years from 2017-19. Texas has yet to debut a new "City Connect" jersey.

The Rangers wore throwback uniforms on 5 home dates in '22 as part of the celebration for the franchise's 50 seasons in Arlington. The dates: 4/30 vs. ATL (W), 6/25 vs. WAS (W), 8/13 vs. SEA (W), 9/25 vs. CLE (L), and 10/5 vs. NYY (W). The throwbacks were the club's home white style uniforms that debuted in 1972 and with minor modifications, were essentially utilized through the 1982 season. The retro unis were accompanied by the original Rangers blue cap with a red bill and batting helmet with a similar design that were worn until 1986. It marked a return of throwbacks after 4 straight seasons without them from 2018-21, this after having some kind of throwbacks for 6 straight years from 2012-17.

The Rangers combined to go 23-32 in white uniforms, posting marks of 19-23 with blue hats and 4-9 with red hats while wearing white at home. Team was 4-6 in the Sunday powder blue uniform combination, and 3-8 in the Friday night red tops, all at home. On the road, club was 16-23 in blue tops and 18-24 in all-gray uniforms.

All Rangers wore no. 42 jerseys on 4/15 vs. LAA in honor of Jackie Robinson Day throughout Major League Baseball. Team wore a pink-themed hat for breast cancer awareness for both ends of doubleheader on 5/8 at NYY, a camouflage hat 5/20-22 at HOU in honor of Armed Forces Day, a blue-themed hat for prostate cancer awareness on 6/19 at DET, and a stars and stripes themed hat for 7/4 at BAL.

Texas finished 16-23 in blue uniforms on the road despite losing 7 of last 8 games in blue tops. The 16 wins more than doubled club's total in the previous 2 years, as Rangers were 7-40 in road games with blue tops in 2020-21. Produced a 10-3 span in gray tops from 4/21-5/28. Went 3-8 in red tops, including win in final such game on 10/4 vs. NYY-G2.

RANGERS RECORD BY UNIFORM, 2022	
Uniform	W-L
White with blue	19-23
White with red	4-9
Red (Home only)	3-8
Powder blue	4-6
Gray	18-24
Blue (Road only)	16-23
Throwbacks (Home)	4-1

DEVELOPMENT

MEDIA



# 2022 OVERALL STATISTICS

PLAYER	AVG	G	AB	R	H	TB	2B	3B	HR	RBI	SH	SF	HP	BB	IBB	SO	SB	CS	DP	SLG	OBP	E	AB	H	HR	RBI
Calhoun, K	.196	125	388	36	76	128	14	1	12	49	0	3	6	27	0	136	3	2	6	330	257	0	19	3	0	3
Calhoun, M	.136	18	44	7	6	12	3	0	1	2	0	0	1	8	0	6	0	0	1	273	283	0	4	2	1	1
Culberson, C	.252	70	115	19	29	41	6	0	2	12	4	0	0	5	0	31	2	3	5	357	283	7	6	2	1	2
Dugger, S	.176	8	17	2	3	3	0	0	0	0	0	0	0	2	0	12	1	1	0	176	263	0	0	0	0	0
Duran, E	.236	58	208	25	49	76	10	1	5	25	0	0	0	12	0	54	4	1	3	365	277	10	2	0	0	0
Garcia, A	.250	156	605	88	151	276	34	5	27	101	0	6	6	40	2	183	25	6	9	456	300	5	2	0	0	0
Garver, M	.207	54	188	23	39	76	7	0	10	24	0	2	2	23	0	53	1	1	3	404	298	1	4	0	0	0
Heim, J	.227	127	406	51	92	162	20	1	16	48	0	2	1	41	0	87	2	0	10	399	298	3	16	4	0	0
Hernandez, E	.182	14	33	4	6	8	2	0	0	3	0	1	0	1	0	15	0	0	1	242	200	1	1	0	0	0
Huff, S	.240	44	121	9	29	45	4	0	4	10	0	0	0	11	1	42	1	0	1	372	303	3	6	0	0	0
Ibañez, A	.218	40	119	13	26	33	4	0	1	9	0	0	0	9	0	21	3	0	0	277	273	5	2	1	0	2
Jung, J	.204	26	98	9	20	41	4	1	5	14	0	0	0	4	0	39	2	0	2	418	235	2	0	0	0	0
Low, N	.302	157	593	74	179	292	26	3	27	76	0	0	4	48	2	147	2	2	10	492	358	9	3	2	0	1
Mathias, M	.277	24	65	11	18	36	3	0	5	16	0	0	0	9	0	26	2	0	0	554	365	0	7	1	0	1
Miller, B	.212	81	222	20	47	71	3	0	7	32	0	1	0	18	0	70	4	2	3	320	270	2	19	5	2	6
Plawicki, K	.273	3	11	0	3	3	0	0	0	1	0	0	0	0	0	4	0	0	1	273	273	1	0	0	0	0
Reks, Z	.265	16	34	3	9	10	1	0	0	3	0	0	0	0	0	10	0	1	0	294	265	0	6	3	0	2
Seager, C	.245	151	593	91	145	270	24	1	33	83	0	5	7	58	7	103	3	0	14	455	317	17	0	0	0	0
Semien, M	.248	161	657	101	163	282	31	5	26	83	0	10	4	53	0	220	25	8	7	429	304	9	4	0	0	1
Smith, J	.197	73	213	23	42	53	5	0	2	16	2	3	7	28	0	50	4	3	1	249	307	1	9	4	0	1
Solak, N	.207	35	82	14	17	27	1	0	3	4	1	0	5	7	0	19	3	2	1	329	309	0	9	2	1	1
Taveras, L	.261	99	314	39	82	115	14	2	5	34	1	3	2	21	0	88	11	5	2	366	309	2	3	0	0	0
Thompson, B	.265	55	170	18	45	53	5	0	1	9	2	0	2	7	0	56	18	3	2	312	302	1	0	0	0	0
Vitoria, M	.159	26	63	10	10	17	1	0	2	5	0	1	0	11	0	29	0	0	0	270	280	5	5	1	0	1
Walker, S	.071	5	14	1	1	4	0	0	1	1	0	0	0	2	0	4	0	0	0	286	188	0	0	0	0	0
White, E	.200	47	105	16	21	32	2	0	3	10	0	1	0	11	0	41	12	1	0	305	274	0	1	0	0	0
<b>TEXAS</b>	<b>.239</b>	<b>162</b>	<b>5478</b>	<b>707</b>	<b>1308</b>	<b>2166</b>	<b>224</b>	<b>20</b>	<b>198</b>	<b>670</b>	<b>10</b>	<b>38</b>	<b>47</b>	<b>456</b>	<b>12</b>	<b>1446</b>	<b>128</b>	<b>41</b>	<b>82</b>	<b>395</b>	<b>301</b>	<b>96</b>	<b>124</b>	<b>30</b>	<b>5</b>	<b>21</b>
<b>OPPONENTS</b>	<b>.247</b>	<b>162</b>	<b>5452</b>	<b>743</b>	<b>1345</b>	<b>2167</b>	<b>279</b>	<b>18</b>	<b>169</b>	<b>699</b>	<b>16</b>	<b>44</b>	<b>71</b>	<b>581</b>	<b>16</b>	<b>1314</b>	<b>104</b>	<b>27</b>	<b>123</b>	<b>397</b>	<b>325</b>	<b>107</b>	<b>26</b>	<b>1</b>	<b>15</b>	

PITCHER	R/L	W	L	ERA	G	GS	CG	GF	SHO	SV	IP	H	R	ER	HR	HB	BB	IBB	SO	WP	BK	AVG
Abreu, A	R	0	0	3.12	7	0	0	0	0	0	8.2	4	3	3	2	1	12	0	9	0	0	.138
Alexy, A	R	1	1	11.57	4	0	0	0	0	0	7.0	10	9	9	1	0	9	0	6	1	0	.345
Allard, K	L	1	2	7.29	10	0	0	4	0	1	21.0	21	17	17	9	1	6	1	19	0	0	.263
Arihara, K	R	1	3	9.45	5	4	0	0	0	0	20.0	36	22	21	4	3	11	0	14	0	0	.387
Barlow, J	R	3	1	3.86	35	0	0	26	0	13	35.0	27	18	15	5	4	13	0	28	0	0	.213
Burke, B	L	7	5	1.97	52	0	0	5	0	0	82.1	63	25	18	9	2	24	1	90	2	1	.211
Bush, M	R	2	1	2.95	40	5	0	7	0	1	36.2	27	16	12	5	2	10	0	45	3	0	.199
Culberson, C	R	0	0	0.00	2	0	0	2	0	0	2.0	1	0	0	0	0	1	0	0	0	0	.143
Dunning, D	R	4	8	4.46	29	29	0	0	0	0	153.1	158	80	76	20	11	62	0	137	6	0	.268
Gray, J	R	7	7	3.96	24	24	0	0	0	0	127.1	105	61	56	17	6	39	0	134	4	2	.222
Hearn, T	L	6	8	5.13	31	13	0	3	0	1	100.0	107	60	57	11	3	43	0	97	3	0	.268
Hernández, J	R	2	3	2.97	29	0	0	16	0	4	30.1	26	14	10	2	1	17	3	27	5	1	.232
Holland, G	R	0	1	7.71	5	0	0	2	0	0	4.2	6	5	4	3	0	1	0	5	0	0	.333
Keuchel, D	L	0	2	12.60	2	2	0	0	0	0	10.0	18	14	14	1	0	4	0	7	0	0	.409
King, J	L	1	4	4.03	39	0	0	5	0	0	51.1	61	27	23	5	1	14	3	30	2	0	.298
Leclerc, J	R	0	3	2.83	39	0	0	20	0	7	47.2	33	17	15	5	3	21	0	54	2	0	.192
Martin, B	L	1	7	4.14	55	1	0	20	0	3	50.0	50	27	23	4	0	18	3	40	7	0	.260
Miller, T	R	1	2	10.97	4	2	0	0	0	0	10.2	16	14	13	1	2	8	0	8	0	0	.348
Moore, M	L	5	2	1.95	63	0	0	18	0	5	74.0	49	20	16	3	1	38	2	83	8	0	.187
Otto Jr., G	R	7	10	4.64	27	27	0	0	0	0	135.2	119	74	70	21	13	62	0	107	5	0	.236
Patton, S	R	0	0	0.86	7	0	0	1	0	0	7.0	4	3	3	1	2	3	0	5	1	0	.174
Pérez, M	L	12	8	2.89	32	32	1	0	1	0	196.1	178	70	63	11	6	69	0	169	6	2	.241
Ragans, C	L	0	3	4.95	9	9	0	0	0	0	40.0	43	24	22	6	0	16	0	27	2	0	.272
Richards, G	R	1	1	5.27	32	2	0	11	0	1	42.2	44	28	25	3	3	13	0	36	2	0	.262
Rodriguez, Y	R	0	0	0.00	1	0	0	0	0	0	1.0	1	0	0	0	0	0	0	1	1	0	.250
Sanlana, D	R	3	8	5.22	63	1	0	13	0	1	58.2	50	39	34	2	4	28	1	54	3	0	.228
Sborz, J	R	1	0	6.45	19	1	0	6	0	0	22.1	25	16	16	4	0	11	1	32	2	0	.284
Snyder, N	R	0	0	18.00	2	0	0	0	0	0	1.0	1	2	2	0	3	0	0	0	0	0	.250
Tinoco, J	R	0	0	2.18	17	2	0	2	0	0	20.2	12	5	5	2	1	10	0	18	0	0	.167
<b>TEXAS</b>		<b>68</b>	<b>94</b>	<b>4.22</b>	<b>162</b>	<b>162</b>	<b>1</b>	<b>161</b>	<b>10</b>	<b>37</b>	<b>1435.0</b>	<b>1345</b>	<b>743</b>	<b>673</b>	<b>169</b>	<b>71</b>	<b>581</b>	<b>16</b>	<b>1314</b>	<b>66</b>	<b>7</b>	<b>247</b>
<b>OPPONENTS</b>		<b>94</b>	<b>68</b>	<b>4.04</b>	<b>162</b>	<b>162</b>	<b>1</b>	<b>161</b>	<b>4</b>	<b>56</b>	<b>1445.1</b>	<b>1308</b>	<b>707</b>	<b>648</b>	<b>198</b>	<b>47</b>	<b>456</b>	<b>12</b>	<b>1446</b>	<b>55</b>	<b>7</b>	<b>239</b>

FRONT OFFICE

COACHES

PLAYERS

2022 REVIEW

OPPONENTS

RECORDS

DEVELOPMENT

MEDIA

# 2022 DAY-BY-DAY

	GM	DATE	OPPONENT	SCORE	REC.	POS.	GB	WINNING PITCHER	LOSING PITCHER	SAVE	TOG	ATT	TOTAL	
FRONT OFFICE	1	4/8	at Toronto	L, 8-10	0-1	T3rd	-1.5	Climber (1-0)	Santana (0-1)	Romano (1)	3:26	45,022		
	2	4/9	at Toronto	L, 3-4	0-2	T4th	-2.0	Richards (1-0)	Martin (0-1)	Romano (2)	2:39	43,386		
	3	4/10	at Toronto	W, 12-6	1-2	T3rd	-1.5	Burke (1-0)	Meryweather (0-1)		3:24	31,549		
	4	4/11	COLORADO	L, 4-6 (10)	1-3	5th	-2.0	Bard (1-0)	Holland (0-1)	Coudeau (1)	2:01	35,052	35,052	
	5	4/12	COLORADO	L, 1-4	1-4	5th	-2.5	Chacin (2-0)	Pérez (0-1)	Bard (2)	3:09	15,862	50,914	
		4/13	OFF DAY					5th	-2.5					
	6	4/14	LOS ANGELES-AL	W, 10-5	2-4	5th	-2.0	King (1-0)	Ohtani (0-2)		3:30	21,440	72,354	
	7	4/15	LOS ANGELES-AL	L, 6-9	2-5	5th	-2.0	Warren (1-0)	Allard (0-1)	Iglesias (1)	3:32	28,723	101,077	
	8	4/16	LOS ANGELES-AL	L, 2-7	2-6	5th	-3.0	Syndergaard (2-0)	Hearn (0-1)		3:10	34,493	135,570	
	9	4/17	LOS ANGELES-AL	L, 3-8	2-7	5th	-3.5	Mayers (1-0)	Pérez (0-2)		3:25	22,650	158,220	
	4/18	OFF DAY					5th	-3.5						
COACHES	10	4/19	at Seattle	L, 2-6	2-8	5th	-4.0	Ray (2-1)	Gray (0-1)		2:37	11,067		
	11	4/20	at Seattle	L, 2-4	2-9	5th	-5.0	Gilbert (2-0)	Dunning (0-1)		2:56	9,374		
	12	4/21	at Seattle	W, 8-6	3-9	5th	-4.5	Barlow (1-0)	Steckenrider (0-1)		3:47	12,570		
	13	4/22	at Oakland	W, 8-1	4-9	5th	-3.5	Otto (1-0)	Oller (0-2)		3:05	7,012		
	14	4/23	at Oakland	W, 2-0	5-9	5th	-3.5	Burke (2-0)	Montas (2-1)	Bush (1)	2:41	9,120		
	15	4/24	at Oakland	L, 0-2	5-10	5th	-4.5	Ivin (2-1)	Howard (0-1)	Jiménez (3)	2:56	11,083		
	16	4/25	HOUSTON	W, 6-12	6-10	5th	-4.0	Moore (1-0)	Maton (0-1)		3:14	17,420	175,640	
	17	4/26	HOUSTON	L, 1-5	6-11	5th	-5.0	Odorizzi (1-2)	Hearn (0-2)		3:02	16,469	192,109	
	18	4/27	HOUSTON	L, 3-4	6-12	5th	-5.5	Javier (1-0)	Martin (0-2)	Stanek (1)	3:17	20,399	212,508	
	19	4/28	HOUSTON	L, 2-3	6-13	5th	-6.5	Verlander (2-1)	Bush (0-1)	Montero (1)	2:37	19,484	231,992	
20	4/29	ATLANTA	L, 3-6	6-14	5th	-7.5	Anderson (2-1)	Richards (0-1)	Jansen (8)	3:23	25,829	257,821		
21	4/30	ATLANTA	W, 3-1	7-14	5th	-6.5	Dunning (1-1)	Elder (1-1)	Barlow (1)	2:16	36,097	293,918		
22	5/1	ATLANTA	W, 7-3	8-14	5th	-6.5	Hearn (1-2)	Muller (0-3)		3:00	*38,316	332,234		
	5/2	OFF DAY					5th	-6.0						
PLAYERS	23	5/3	at Philadelphia	W, 6-4	9-14	5th	-5.0	Burke (3-0)	Suárez (2-1)	Barlow (2)	3:05	27,788		
	24	5/4	at Philadelphia	W, 2-1 (10)	10-14	4th	-5.0	Bush (1-1)	Hand (1-1)	Barlow (3)	3:14	21,315		
		5/5	OFF DAY					4th	-5.5					
		5/6	at New York-AL			4th	-6.0	<b>POSTPONED (RAIN)</b> - RE-SCHEDULED AS PART OF DH, 5/8 AT NEW YORK-AL						
		5/7	at New York-AL			4th	-5.5	<b>POSTPONED (RAIN)</b> - RE-SCHEDULED FOR 5/9 AT NEW YORK-AL						
	25	5/8	at New York-AL	L, 1-2	10-15	4th	-	Holmes (3-0)	King (1-1)		2:54	-		
	26	5/8	at New York-AL	W, 4-2	11-15	4th	-6.0	Richards (1-1)	King (2-1)	Barlow (4)	3:07	40,714		
	27	5/9	at New York-AL	L, 0-1	11-16	4th	-7.0	Holmes (4-0)	Martin (0-3)	Chapman (7)	2:41	34,868		
	28	5/10	KANSAS CITY	W, 6-4	12-16	4th	-7.0	Pérez (1-2)	Keller (1-3)	Barlow (5)	3:01	15,407	347,641	
	29	5/11	KANSAS CITY	L, 2-8	12-17	4th	-7.0	Poyamos (1-1)	Allard (0-2)		2:55	15,561	363,202	
30	5/12	KANSAS CITY	W, 3-1	13-17	4th	-7.0	Hearn (2-2)	Hessley (0-1)	Barlow (6)	2:52	14,994	378,196		
31	5/13	BOSTON	L, 1-7	13-18	4th	-8.0	Pivetta (1-4)	Dunning (1-2)		2:46	28,324	406,520		
32	5/14	BOSTON	L, 3-11	13-19	5th	-8.0	Hill (1-1)	Otto (1-1)		3:23	34,462	440,982		
33	5/15	BOSTON	W, 7-1	14-19	4th	-8.0	Pérez (2-2)	Brasier (0-2)		2:57	27,607	468,589		
34	5/16	LOS ANGELES-AL	W, 7-4	15-19	4th	-7.0	Gray (1-1)	Syndergaard (3-2)	Barlow (7)	2:51	15,110	483,699		
35	5/17	LOS ANGELES-AL	W, 10-5	16-19	3rd	-7.0	Santana (1-1)	Tepera (1-1)		3:58	17,727	501,426		
36	5/18	LOS ANGELES-AL	W, 6-5 (10)	17-19	3rd	-6.0	Santana (2-1)	Iglesias (1-2)		3:23	20,366	521,792		
37	5/19	at Houston	L, 1-5	17-20	3rd	-7.0	Valdez (3-2)	Otto (1-2)		3:10	34,593			
38	5/20	at Houston	W, 3-0	18-20	3rd	-6.0	Pérez (3-2)	Javier (2-2)		2:57	35,294			
39	5/21	at Houston	L, 1-2	18-21	3rd	-7.0	Verlander (6-1)	Gray (1-2)	Pressly (5)	2:52	37,187			
40	5/22	at Houston	L, 2-5	18-22	3rd	-8.0	Urquidy (4-1)	Hearn (2-3)	Pressly (6)	3:10	38,745			
	5/23	OFF DAY					3rd	-7.5						
OPPONENTS	41	5/24	at Los Angeles-AL	L, 3-5	18-23	3rd	-8.5	Syndergaard (4-2)	Dunning (1-3)	Iglesias (11)	2:30	23,791		
	42	5/25	at Los Angeles-AL	W, 1-2	19-23	3rd	-8.5	Otto (2-2)	Detmers (2-2)		2:49	22,950		
	43	5/26	at Oakland	W, 4-1	20-23	3rd	-8.0	Bush (2-1)	Trivino (1-3)	Barlow (8)	2:44	3,203		
	44	5/27	at Oakland	W, 8-5	21-23	3rd	-7.0	Moore (2-0)	Jiménez (1-2)	Santana (1)	2:54	5,010		
	45	5/28	at Oakland	W, 11-4	22-23	3rd	-6.0	Hearn (3-3)	Logue (2-4)		3:15	6,502		
	46	5/29	at Oakland	L, 5-6	22-24	3rd	-7.0	Jiménez (2-2)	Martin (0-4)		3:38	8,342		
	47	5/30	TAMPA BAY	W, 9-5	23-24	3rd	-7.0	Otto (3-2)	Rasmussen (5-2)		3:21	25,605	547,397	
	48	5/31	TAMPA BAY	W, 3-0	24-24	3rd	-7.0	Pérez (4-2)	Yarbrough (0-2)	Barlow (9)	2:26	16,317	563,714	
	49	6/1	TAMPA BAY	L, 3-4 (11)	24-25	3rd	-8.0	Poche (1-0)	Santana (2-2)	Wisler (1)	4:01	20,634	584,348	
	50	6/2	TAMPA BAY	L, 1-3	24-26	3rd	-8.5	Kluber (2-2)	Hearn (3-3)	Thompson (3)	3:04	17,097	601,445	
51	6/3	SEATTLE	L, 3-4	24-27	3rd	-9.5	Murfee (1-0)	Barlow (1-1)	Seward (3)	2:51	25,378	626,823		
52	6/4	SEATTLE	W, 3-2	25-27	3rd	-8.5	Otto (4-2)	Gonzales (3-6)	Barlow (10)	2:30	28,794	655,617		
53	6/5	SEATTLE	L, 5-6 (10)	25-28	3rd	-9.5	Castillo (3-0)	Burke (3-4)	Seward (4)	3:39	27,427	683,044		
	6/6	at Cleveland			3rd	-9.0	<b>POSTPONED (RAIN)</b> - RE-SCHEDULED AS PART OF DH, 6/7 AT CLEVELAND							
54	6/7	at Cleveland	L, 3-6	25-29	3rd	-9.0	Quinnell (3-3)	Gray (1-3)	Clase (10)	2:40				
55	6/7	at Cleveland	W, 6-3	26-29	3rd	-9.5	Hearn (4-4)	McCarty (0-1)	Barlow (11)	3:10	10,763			
56	6/8	at Cleveland	L, 0-4	26-30	3rd	-9.5	Morgan (2-1)	Dunning (1-4)		2:07	10,965			
	6/9	OFF DAY					3rd	-9.5						
RECORDS	57	6/10	at Chicago-AL	L, 3-8	26-31	3rd	-9.5	Graveman (2-1)	King (1-2)		2:59	24,270		
	58	6/11	at Chicago-AL	W, 11-9 (10)	27-31	3rd	-8.5	Moore (3-0)	Foster (1-1)		4:03	30,221		
	59	6/12	at Chicago-AL	W, 8-6 (12)	28-31	2nd	-8.5	Barlow (2-1)	Foster (1-2)	Allard (1)	4:17	31,096		
	60	6/13	HOUSTON	W, 3-3	29-31	2nd	-7.5	Burke (4-1)	Neris (1-3)	Moore (1)	3:18	29,805	712,849	
	61	6/14	HOUSTON	L, 4-3	29-32	2nd	-8.5	Abreu (4-0)	King (1-3)	Pressly (12)	2:40	29,370	742,219	
	62	6/15	HOUSTON	L, 2-9	29-33	2nd	-9.5	García (4-5)	Miller (0-1)		2:45	24,992	767,211	
	63	6/16	at Detroit	W, 3-1	30-33	2nd	-9.0	Santana (3-2)	Soto (2-4)	Barlow (12)	2:50	17,448		
	64	6/17	at Detroit	W, 7-0	31-33	2nd	-9.0	Gray (2-3)	Skubal (5-4)		3:01	21,996		
	65	6/18	at Detroit	L, 7-14	31-34	2nd	-9.0	García (1-2)	Hearn (4-5)		2:57	28,179		
	66	6/19	at Detroit	L, 3-7	31-35	3rd	-10.0	Lange (4-1)	Dunning (1-5)		3:09	25,919		
	6/20	OFF DAY					3rd	-10.0						
DEVELOPMENT	67	6/21	PHILADELPHIA	W, 7-0	32-35	2nd	-10.0	Pérez (5-2)	Gibson (4-3)		3:06	29,153	796,364	
	68	6/22	PHILADELPHIA	W, 4-2	33-35	2nd	-10.0	Gray (3-3)	Wheeler (6-4)	Barlow (13)	3:12	20,704	817,068	
		6/23	OFF DAY					2nd	-9.5					
	69	6/24	WASHINGTON	L, 1-2	33-36	2nd	-10.5	Edwards Jr. (1-1)	Santana (3-3)	Rainey (9)	3:05	28,854	845,922	
	70	6/25	WASHINGTON	W, 2-2	34-36	2nd	-10.5	Barlow (3-1)	Finnegan (2-2)		2:42	36,882	882,105	
	71	6/26	WASHINGTON	L, 4-6	34-37	2nd	-10.5	Tetreault (2-1)	Otto (4-3)	Rainey (10)	3:17	34,220	916,325	
	72	6/27	at Kansas City	W, 10-4	35-37	2nd	-10.0	Pérez (6-2)	Bubic (1-5)		3:10	12,876		
	73	6/28	at Kansas City	W, 8-3	36-37	2nd	-10.0	Gray (4-3)	Hessley (1-4)		2:51	19,593		
	74	6/29	at Kansas City	L, 1-2	36-38	2nd	-11.0	Greinke (2-4)	Dunning (1-6)	S. Barlow (10)	2:18	11,391		
		6/30	OFF DAY					2nd	-11.5					
MEDIA	75	7/1	at New York-NL	L, 3-4	36-39	2nd	-12.5	Peterson (5-1)	Otto (4-4)	Diaz (17)	2:38	35,639		
	76	7/2	at New York-NL	W, 7-3	37-39	2nd	-12.5	Pérez (7-2)	Williams (1-5)		2:57	26,494		
	77	7/3	at New York-NL	L, 1-4	37-40	T2nd	-13.5	Carrasco (9-4)	Gray (4-4)	Diaz (18)	2:58	25,241		
	78	7/4	at Baltimore	L, 6-7 (10)	37-41	3rd	-14.5	Baker (3-3)	Moore (3-1)		3:33	18,670		
	79	7/5	at Baltimore	L, 9-10 (10)	37-42	3rd	-15.5	Krehbiel (4-3)	Moore (3-2)		3:46	7,371		
	80	7/6	at Baltimore	L, 1-2	37-43	3rd	-15.5	Watkins (2-1)	Otto (4-5)	Lopez (14)	2:41	7,648		
		7/7	OFF DAY					3rd	-16.0					

GM	DATE	OPPONENT	SCORE	REC.	POS.	GB	WINNING PITCHER	LOSING PITCHER	SAVE	TOG	ATT.	TOTAL
81	7/8	MINNESOTA	W, 6-5	38-43	3rd	-16.0	J. Gray (5-4)	S. Gray (4-2)	Martin (1)	3:22	30,392	946,717
82	7/9	MINNESOTA	W, 9-7	39-43	3rd	-15.0	Moore (4-2)	Duran (0-2)	Martin (2)	3:19	35,427	982,144
83	7/10	MINNESOTA	L, 5-6	39-44	3rd	-16.0	Bundy (5-4)	Burke (4-2)	Duffey (2)	3:12	24,751	1,006,895
84	7/11	OAKLAND	W, 10-8	40-44	3rd	-15.5	Howard (1-1)	Martínez (2-2)	Martin (3)	3:28	20,660	1,027,555
85	7/12	OAKLAND	L, 7-14 (10)	40-45	3rd	-16.5	Snead (1-0)	Santana (3-4)		4:03	17,485	1,045,040
86	7/13	OAKLAND	W, 5-2	41-45	3rd	-15.5	Gray (6-4)	Blackburn (6-5)	Richards (1)	2:32	22,394	1,067,434
87	7/14	SEATTLE	L, 5-6	41-46	3rd	-16.5	Festa (2-0)	Santana (3-5)	Castillo (6)	3:20	19,243	1,086,677
88	7/15	SEATTLE	L, 3-8	41-47	3rd	-16.5	Ray (8-6)	Hearn (4-6)		3:09	26,494	1,113,171
89	7/16	SEATTLE	L, 2-3 (10)	41-48	3rd	-17.5	Castillo (7-1)	Martin (0-5)	Festa (1)	3:22	35,761	1,148,932
90	7/17	SEATTLE	L, 2-6	41-49	3rd	-17.5	Borucki (2-0)	Otto (4-6)		3:22	26,378	1,175,310
	7/18	ALL-STAR BREAK			3rd	-17.5						
	7/19	ALL-STAR GAME @ LAD			3rd	-17.5						
	7/20	ALL-STAR BREAK			3rd	-17.5						
91	7/21	at Miami	W, 8-0	42-49	3rd	-18.0	Gray (7-4)	Lopez (6-5)		2:06	9,524	
92	7/22	at Oakland	L, 4-5	42-50	3rd	-19.0	Irvin (5-7)	Howard (1-2)		3:53	6,620	
93	7/23	at Oakland	L, 1-3	42-51	3rd	-20.0	Acevedo (3-2)	Santana (3-6)	Jackson (2)	3:14	10,190	
94	7/24	at Oakland	W, 11-8	43-51	3rd	-20.0	Pérez (8-2)	Blackburn (6-6)		3:22	9,835	
95	7/25	at Seattle	L, 3-4	43-52	3rd	-20.0	Flexen (7-8)	Otto (4-7)	Swanson (2)	3:02	23,581	
96	7/26	at Seattle	L, 4-5	43-53	3rd	-20.0	Swanson (1-0)	Martin (0-6)		2:59	25,837	
97	7/27	at Seattle	L, 2-4	43-54	3rd	-20.0	Gonzales (6-10)	Gray (7-5)	Festa (2)	2:40	25,509	
98	7/28	at Los Angeles-AL	W, 2-0	44-54	3rd	-20.0	Howard (2-2)	Ohtani (9-6)	Moore (2)	2:47	29,718	
99	7/29	at Los Angeles-AL	W, 7-2	45-54	3rd	-20.0	Pérez (9-2)	Sandoval (3-7)		3:13	29,905	
100	7/30	at Los Angeles-AL	L, 7-9	45-55	3rd	-20.0	Toussaint (1-0)	Martin (0-7)	Iglesias (16)	3:04	32,968	
101	7/31	at Los Angeles-AL	W, 5-2	46-55	3rd	-20.0	Burke (5-2)	Quijada (0-3)	Hernández (1)	2:56	29,257	
102	8/1	BALTIMORE	L, 2-7	46-56	3rd	-20.0	Watkins (4-1)	Gray (7-6)	Akin (2)	2:55	19,161	1,194,471
103	8/2	BALTIMORE	L, 2-8	46-57	3rd	-20.0	Lyles (8-8)	Howard (2-3)		3:17	21,622	1,216,093
104	8/3	BALTIMORE	L, 3-6	46-58	3rd	-21.0	Pérez (6-1)	Leclerc (0-1)		3:24	20,221	1,236,314
105	8/4	CHICAGO-AL	W, 3-2	47-58	3rd	-21.0	Burke (6-2)	Cueto (4-5)	Hernández (2)	2:45	20,972	1,257,286
106	8/5	CHICAGO-AL	L, 1-2	47-59	3rd	-22.0	Cease (12-4)	Otto (4-8)	Hendriks (22)	3:00	25,470	1,282,756
107	8/6	CHICAGO-AL	W, 8-0	48-59	3rd	-21.0	Dunning (2-6)	Kopech (4-8)		3:00	38,275	1,321,031
108	8/7	CHICAGO-AL	L, 2-8	48-60	3rd	-21.0	Giolitto (8-6)	Howard (2-4)		3:27	29,579	1,350,610
	8/8	OFF DAY			3rd	-21.0						
109	8/9	at Houston	L, 5-7	48-61	3rd	-22.0	Urquidy (11-4)	Pérez (9-3)	Pressly (22)	2:49	30,629	
110	8/10	at Houston	W, 8-4 (10)	49-61	3rd	-21.0	Hearn (5-6)	Maton (0-2)		3:41	26,670	
111	8/11	at Houston	L, 3-7	49-62	3rd	-22.0	Valdez (11-4)	Ragans (0-1)		2:53	30,872	
112	8/12	SEATTLE	L, 2-6	49-63	3rd	-23.0	Kirby (4-3)	Hearn (5-7)		3:44	22,622	1,373,232
113	8/13	SEATTLE	W, 7-4	50-63	3rd	-23.0	Martin (1-7)	Gonzales (7-12)	Hernández (3)	3:16	31,621	1,404,853
114	8/14	SEATTLE	W, 5-3	51-63	3rd	-23.0	Sborz (1-0)	Brash (3-4)	Leclerc (1)	3:03	25,560	1,430,413
115	8/15	OAKLAND	W, 2-1	52-63	3rd	-22.0	Otto (5-8)	Kaprielian (3-7)	Hernández (4)	3:10	13,121	1,443,534
116	8/16	OAKLAND	L, 1-5	52-64	3rd	-22.0	Sears (4-0)	Arihara (0-1)		3:07	15,260	1,458,794
117	8/17	OAKLAND	L, 2-7	52-65	3rd	-23.0	Olier (2-5)	Ragans (0-2)		3:00	14,846	1,473,640
118	8/18	OAKLAND	W, 10-3	53-65	3rd	-23.0	Dunning (3-6)	Lopez (3-7)		2:52	16,495	1,490,135
119	8/19	at Minnesota	L, 1-2	53-66	3rd	-23.0	Bundy (7-5)	Pérez (9-4)	Lopez (22)	2:54	22,627	
120	8/20	at Minnesota	W, 4-3 (10)	54-66	3rd	-22.0	Hernández (1-0)	Thielbar (2-2)		3:27	21,781	
121	8/21	at Minnesota	W, 7-0	55-66	3rd	-22.0	Arihara (1-1)	Ryan (9-6)	Hearn (1)	2:54	24,802	
122	8/22	at Minnesota	W, 2-1	56-66	3rd	-21.5	Alexy (1-0)	Gray (7-4)	Moore (3)	2:58	18,595	
123	8/23	at Colorado	L, 6-7	56-67	3rd	-22.5	Lawrence (2-1)	Burke (6-3)	Bard (26)	3:37	28,533	
124	8/24	at Colorado	W, 16-4	57-67	3rd	-23.0	Pérez (10-4)	Ureña (2-5)		2:08	25,213	
	8/25	OFF DAY			3rd	-22.5						
125	8/26	DETROIT	W, 7-6	58-67	3rd	-22.0	Otto (6-8)	Alexander (3-8)	Leclerc (2)	3:03	20,357	1,510,492
126	8/27	DETROIT	L, 1-1	58-68	3rd	-22.0	E. Rodriguez (3-3)	Keuchel (2-8)		3:00	34,957	1,544,849
127	8/28	DETROIT	L, 8-9	58-69	3rd	-23.0	Hutchison (2-7)	Arihara (1-2)	Jiménez (2)	3:36	24,358	1,569,787
	8/29	OFF DAY			3rd	-23.0						
128	8/30	HOUSTON	L, 2-4	58-70	3rd	-24.0	Valdez (14-4)	Dunning (3-7)	Neris (3)	2:56	25,566	1,595,353
129	8/31	HOUSTON	L, 3-5	58-71	3rd	-25.0	Javier (8-9)	Pérez (10-5)	Montero (10)	3:23	19,960	1,614,960
130	9/1	at Boston	L, 8-9	58-72	3rd	-25.5	Familia (2-1)	Hernández (1-1)		3:41	31,340	
131	9/2	at Boston	L, 1-9	58-73	3rd	-26.5	Danish (3-1)	Keuchel (2-9)		3:11	31,628	
132	9/3	at Boston	L, 3-5	58-74	3rd	-26.5	Bello (1-4)	Santana (3-7)	Schreiber (6)	3:12	31,474	
133	9/4	at Boston	L, 2-5	58-75	3rd	-27.5	Ort (1-1)	Dunning (3-8)	Schreiber (7)	3:07	32,422	
134	9/5	at Houston	L, 0-1	58-76	4th	-28.5	Brown (1-0)	Pérez (10-6)	Montero (12)	2:37	35,162	
135	9/6	at Houston	W, 4-3	59-76	4th	-27.5	Hearn (6-7)	Valdez (14-5)	Leclerc (3)	3:23	26,803	
136	9/7	at Houston	L, 3-4 (10)	59-77	4th	-28.5	Neris (5-4)	Hernández (1-2)		3:37	26,239	
	9/8	OFF DAY			4th	-28.5						
137	9/9	TORONTO	L, 3-4	59-78	4th	-29.5	Mayza (6-0)	Leclerc (0-2)	Romano (32)	2:49	21,329	1,636,289
138	9/10	TORONTO	L, 7-11	59-79	4th	-29.5	Gausman (12-9)	Arihara (1-3)	Mayza (1)	3:37	28,340	1,664,629
139	9/11	TORONTO	W, 4-1	60-79	4th	-29.5	Pérez (11-6)	Richards (3-2)	Leclerc (4)	3:17	20,984	1,685,613
140	9/12	at MiamiG2	W, 3-2	61-79	4th	-30.0	Hernández (2-2)	Okert (5-3)	Leclerc (5)	3:00	5,095	
141	9/13	at MiamiG1	L, 6-10	61-80	T3rd	-30.0	Hoeing (1-1)	Alexy (1-1)		3:09	5,242	
142	9/13	OAKLAND	W, 8-7	62-80	3rd	-30.0	Burke (7-3)	Payams (3-5)		2:51	14,925	1,700,538
143	9/14	OAKLAND	L, 7-8	62-81	3rd	-31.5	Cyr (1-0)	Leclerc (0-3)	Acevedo (1)	3:40	25,700	1,726,238
	9/15	OFF DAY										
144	9/16	at Tampa Bay	W, 4-3	63-81	3rd	-31.5	Pérez (12-6)	Kluber (10-9)	Leclerc (6)	3:12	14,127	
145	9/17	at Tampa Bay	L, 1-5	63-82	3rd	-31.5	Yarbrough (2-8)	Gray (7-7)		3:00	14,094	
146	9/18	at Tampa Bay	L, 3-5	63-83	4th	-32.5	Springs (9-4)	Otto (6-9)	Fairbanks (8)	2:58	12,835	
	9/19	OFF DAY			4th	-33.0						
147	9/20	LOS ANGELES-AL	L, 2-5	63-84	4th	-34.0	Sandoval (6-9)	Santana (3-8)	Hergel (6)	2:50	19,472	1,745,710
148	9/21	LOS ANGELES-AL	W, 7-2	64-84	4th	-34.0	Dunning (4-8)	Davidson (2-7)		2:35	20,959	1,766,669
149	9/22	LOS ANGELES-AL	W, 5-3	65-84	3rd	-33.0	Moore (5-2)	Quijada (6-5)	Leclerc (7)	2:49	16,223	1,782,892
150	9/23	CLEVELAND	L, 3-6	65-85	4th	-33.0	Morris (1-2)	Hearn (0-8)	Clase (38)	3:31	3,862	1,817,754
151	9/24	CLEVELAND	L, 2-4	65-86	4th	-34.0	Quattrill (14-5)	Burke (7-4)	Clase (39)	2:30	28,415	1,846,169
152	9/25	CLEVELAND	L, 1-10	65-87	4th	-35.0	Civale (3-6)	Ragans (0-3)		2:54	31,845	1,878,014
	9/26	OFF DAY			4th	-35.0						
153	9/27	at Seattle	W, 5-0	66-87	4th	-35.0	Miller (1-1)	Ray (12-11)		3:22	23,221	
154	9/28	at Seattle	L, 1-3	66-88	4th	-35.0	Pérez (12-7)	Kirby (8-4)	Sewald (20)	2:34	21,863	
155	9/29	at Seattle	L, 9-10 (11)	66-89	4th	-35.5	Flexen (8-9)	King (1-4)		3:48	21,094	
156	9/30	at Los Angeles-AL	L, 1-4	66-90	4th	-35.5	Detmers (7-6)	Otto (10-10)	Hergel (9)	2:35	32,939	
157	10/1	at Los Angeles-AL	L, 2-3	66-91	4th	-36.5	Suarez (8-8)	Hernández (2-3)	Tepera (6)	2:27	32,472	
158	10/2	at Los Angeles-AL	L, 3-8	66-92	4th	-37.5	Barnia (3-3)	Miller (1-2)		2:50	26,041	
159	10/3	NEW YORK-AL	L, 1-3	66-93	4th	-37.5	Severino (7-3)	Pérez (12-8)	Effross (4)	2:29	35,906	1,913,920
160	10/4	NEW YORK-ALG1	L, 4-5	66-94	-	-	Chapman (4-4)	Burke (7-5)	Loaisiga (2)	2:45	30,553	1,944,473
161	10/4	NEW YORK-ALG2	L, 2-2	67-94	4th	-38.0	Allard (1-2)	Cole (13-8)	Moore (4)	2:36	38,832	1,983,305
162	10/5	NEW YORK-AL	W, 4-2	68-94	4th	-38.0	Otto (7-10)	German (2-5)	Moore (5)	2:48	28,056	2,011,361

FRONT OFFICE

COACHES

PLAYERS

2022 REVIEW

OPPONENTS

RECORDS

DEVELOPMENT

MEDIA

# 2022 MISCELLANEOUS STATISTICS

FRONT OFFICE

## TEXAS TEAM BATTING

Runs, Game	16, Aug. 24 at COL
Runs, Inning	7, 2x; Aug. 24 at COL (2nd) May 17 vs. LAA (8th)
Hits, Game	18, 2x; Aug. 24 at COL
Hits, Inning	May 28 at OAK
Hits, Inning	7, Aug. 24 at COL (2nd)
Fewest Hits, Game	2, 3x, last Oct. 3 vs. NYY
Doubles	7, Sept. 13 vs. OAK
Triples	1, 20x, last Oct. 4 vs. NYYG2
Home Runs	5, Sept. 29 at SEA
Home Runs, Both Clubs	9, Sept. 29 at SEA (TEX-5, SEA-4)
Extra Base Hits	10, Sept. 13 vs. OAK
Total Bases	33, May 28 at OAK
Stolen Bases	4, 2x; June 7 at CLE-G2 May 25 at LAA
Walks	7, 4x, last Oct. 2 at LAA
Strikeouts	17, July 15 vs. SEA
Left on Base (9 innings)	12, Sept. 1 at BOS
Left on Base (Extras)	14, June 1 vs. TB (11 inn.)

COACHES

## TEXAS INDIVIDUAL BATTING

Hits	4, 3x, last Lowe, Aug. 20 at MIN
Runs	4, Solak, April 10 at TOR
Home Runs	2, 9x, last Semien, Sept. 29 at SEA
RBI	5, 7x, last Jung, Sept. 27 at SEA
Total Bases	10, 2x; Mathias, Sept. 13 vs. OAK
Doubles	#3, 2x; Semien, Sept. 13 vs. OAK
Triples	Heim, July 24 at OAK
Extra-Base Hits	1, 20x, last Jung, Oct. 4 vs. NYYG2
Stolen Bases	2, 6x, last Thompson, Sept. 11 vs. TOR
Walks	3, Smith, July 30 at LAA
Strikeouts	4, 13x, last Jung, Sept. 21 vs. LAA
Hitting Streak	23, Garcia, Aug. 3-27

PLAYERS

## TEXAS TEAM PITCHING

Strikeouts	15, 3x, last July 14 vs. SEA
Walks	10, April 21 at SEA
Fewest Walks	#0, 8x, last Sept. 20 vs. LAA
Runs Allowed, Game	14, 2x; July 12 vs. OAK June 18 at DET
Runs Allowed, Inning	8, 2x; Sept. 12 at MIAG2 (5th) July 12 vs. OAK (12th)
Hits Allowed, Game	19, June 18 at DET
Hits Allowed, Inning	6, 3x, last Sept. 12 at MIAG2 (5th)
Home Runs	5, April 15 vs. LAA
Consecutive Scoreless Innings	17.0, 2x; May 30-June 1, April 22-24

## TEXAS INDIVIDUAL PITCHING

Innings, Starter	9.0, Pérez, May 20 at HOU
Fewest Innings, Starter	0.2, Miller, June 15 vs. HOU
Innings, Reliever	5.0, Allard, June 15 vs. HOU
Strikeouts, Starter	12, Gray, June 1 vs. TB
Strikeouts, Reliever	7, Hearn, July 15 vs. SEA
Runs Allowed	11, Arihara, Sept. 10 vs. TOR
Earned Runs Allowed	11, Arihara, Sept. 10 vs. TOR
Hits Allowed	12, 2x; Arihara, Sept. 10 vs. TOR
Home Runs Allowed	4, Howard, April 10 at TOR
Pitches	108, Pérez, May 20 at HOU

## TEXAS MISCELLANEOUS

Winning Streak	4, 3x; May 25-28, May 15-18; April 30-May 4
Losing Streak	9, Aug. 27-Sept. 5
Longest Game, Innings	12.0, 2x; July 12 vs. OAK June 12 at CWS
Longest Game, Time, 9 inn.	3:58, May 17 vs. LAA
Longest Game, Time, Xtra.	4:17, June 12 at CWS (12 inn.)
Shortest Game, Time	2:07, June 8 at CLE
Largest Crowd, Home	38,832, Oct. 4 vs. NYYG2 (sellout)
Largest Crowd, Road	45,022, April 8 at TOR
Winning Margin	12, Aug. 24 at COL (16-4)
Losing Margin	9, Aug. 27 vs. DET (2-11)
Largest Deficit in Win	5, 4x; Sept. 13 vs. OAK (trailed 7-2 after top 5th)
Largest Deficit in Loss	June 11 at CWS (trailed 0-5 after bot 4th); April 21 at SEA (trailed 0-5 after bot 1st); April 10 at TOR (trailed 1-6 after bot 3rd)
Largest Deficit in 9th, Win	1, June 16 at DET (trailed 0-1 in 9th)
Largest Lead in Loss	7, 7/11 at TOR (led 7-0 after top 4th)
Errors	5, May 29 at OAK

\*-Club record #-Ties club record

## STARTS BY BATTING ORDER

	1	2	3	4	5	6	7	8	9
Calhoun, K	1	2	3	4	5	6	7	8	9
Calhoun, W	3	-	1	24	21	16	31	4	-
Culberson	-	-	-	-	-	2	8	18	12
Duggar	-	-	-	-	-	-	-	-	3
Duran	-	-	-	-	1	5	23	21	5
Garcia	-	5	34	85	19	9	2	-	-
Garver	-	-	19	11	4	10	3	2	-
Heim	-	2	11	18	42	17	9	3	4
Hernandez, E	-	-	-	-	-	1	1	4	5
Huff	-	-	-	-	5	7	10	8	2
Ibáñez	-	1	-	-	1	6	8	9	12
Jung	-	-	-	4	10	11	1	-	-
Lowe	2	4	49	20	32	25	19	3	-
Mathias	-	1	-	-	7	1	7	-	-
Miller	15	-	-	-	-	-	10	20	12
Plawecki	-	-	-	-	-	-	1	2	-
Reks	-	-	-	-	-	-	3	3	1
Seager	-	106	45	-	-	-	-	-	-
Semien	119	40	2	-	-	-	-	-	9
Smith	17	-	-	-	2	1	11	20	9
Solak	-	1	-	-	8	3	4	9	-
Taveras	-	2	1	-	6	43	6	16	13
Thompson	-	-	-	-	-	1	-	5	45
Viloria	-	-	-	-	2	3	1	5	8
Walker	-	-	-	-	-	-	-	2	2
White	6	-	-	-	-	-	1	1	27

## STARTS BY POSITION

	C	1B	2B	3B	SS	LF	CF	RF	DH
Calhoun, K	-	-	-	-	-	24	-	61	15
Calhoun, W	-	-	-	-	-	3	-	-	10
Culberson	-	-	7	22	-	8	-	-	3
Duggar	-	-	-	-	-	2	2	-	-
Duran	-	-	6	48	-	-	-	-	1
Garcia	-	-	-	-	-	45	88	21	-
Garver	14	-	-	-	-	-	-	-	35
Heim	102	-	-	-	-	-	-	-	4
Hernandez, E	-	1	-	-	-	5	-	1	4
Huff	25	3	-	-	-	-	-	-	4
Ibáñez	-	6	1	22	-	-	-	-	8
Jung	-	-	-	25	-	-	-	-	1
Lowe	-	150	-	-	-	-	-	-	4
Mathias	-	2	-	1	-	2	-	1	10
Miller	-	-	-	12	-	24	-	-	22
Plawecki	3	-	-	-	-	-	-	-	-
Reks	-	-	-	-	-	7	-	-	-
Seager	-	-	-	-	144	-	-	-	7
Semien	-	-	148	13	-	-	-	-	-
Smith	-	-	32	5	21	-	-	-	2
Solak	-	-	-	-	-	16	-	-	9
Taveras	-	-	-	-	-	-	86	-	1
Thompson	-	-	-	-	-	32	9	10	-
Viloria	18	-	-	-	-	-	-	-	1
Walker	-	-	-	-	-	3	-	1	-
White	-	-	-	-	-	15	20	-	-

## HOME RUNS

At Home	101	On The Road	97	Solo	123
2-Run	55	3-Run	18	Grand Slams	2

## 2-HR GAMES (9)

K. Calhoun	2
Seager	2
Semien	2
Garcia	1
Jung	1
Mathias	1

## 3-HR GAMES (0)

## GRAND SLAMS (2)

Heim	1
Semien	1

## GAME-ENDING HR (3)

Garcia	1
Lowe	1
Mathias	1

## LEADOFF HR (2)

Semien	2
Miller	1

## PINCH-HIT HR (5)

Miller	2
W. Calhoun	1
Culberson	1
Solak	1

## BACK-TO-BACK HOMERS (7):

Heim/Miller, 4/10 at TOR; Garcia/Calhoun, 5/15 vs. BOS; Seager/Garcia, 5/28 at OAK; Lowe/Heim, 6/21 vs. PHI; Calhoun/Heim, 7/2 at NYM; Semien/Seager, 7/9 vs. MIN; Seager/Lowe, 8/28 vs. DET

## INSIDE THE PARK HOMERS (1): Smith, 7/11 vs. OAK

## RECORD BY HOME RUNS

0	1	2	3	4	5	6
17-33	22-32	18-20	6-6	4-2	0-1	-

## CATCHING BREAKDOWN

	CS	SBA	CS%	PB	PO'S
Garver	1	11	9.1	2	0
Heim	12	69	17.4	3	0
Huff	3	26	11.5	5	0
Plawecki	0	6	0	0	0
Viloria	7	15	46.7	1	0

Stolen bases against pitchers: 2-for-6 (2 SB, 4 CS)

MEDIA

**RECORD BY DAYS**

Monday	9-8
Tuesday	11-16
Wednesday	9-15
Thursday	10-7
Friday	8-17
Saturday	11-14
Sunday	10-17

**RECORD BY MONTH**

April	7-14
May	17-10
June	12-14
July	10-17
August	12-16
September	8-19
October	2-4

**RANGERS AT A GLANCE**

Record	68-94
Home	34-47
Road	34-47
Streak	Won 2
Last Homestand	2-2
Last Road Trip	1-5
Last Series	2-2 vs. NYY
Series Won/Lost/Tied	16-28-9
Last Win	4-2, 10/5 vs. NYY
Last Loss	4-5, 10/4 vs. NYY-G1
Come From Behind Wins	32
Losses After Lead	45
Last Shutout by Rangers	5-0, 9/27 at SEA
Last Shutout by Opponent	0-1, 9/5 at HOU
April Record 2021/2022	11-17/17-14
May Record 2021/2022	11-17/17-10
June Record 2021/2022	9-16/12-14
July Record 2021/2022	6-18/10-17
August Record 2021/2022	10-18/12-16
September/October 2021/2022	13-16/10-23
Score 4 or More Runs/Score Fewer than 4 Runs	53-25/15-69
Score First	41-29
Opp. Score First	26-66
Games Decided in last at-bat	17-19
1-Run/2-Run Games	15-35/18-18
Day/Night	25-34/43-60
Grass/Turf	30-42/38-52
vs. West/Central/East/NL	31-45/17-16/9-24/11-9
Ahead After 6/7/8	49-11/53-11/56-4
Behind After 6/7/8	8-73/4-75/1-81
Tied After 6/7/8	11-10/11-8/11-11
Rangers Commit Error/Error-Free	21-43/47-51
Rangers Homer/Don't Homer	51-61/17-33
Wearing White	23-32
w/ Blue Hat	19-22
w/ Red Hat	4-11
Wearing Alt. Red (Home)	3-7
Wearing Powder Blue (Home)	4-6
Wearing 1972 Throwbacks	4-1
Wearing Gray	18-24
Wearing Alt. Blue (Road)	16-23
Extra Inning Games/Home/Road	1-5/5-4/6-9

**RECORD BY RUNS**

	0	1	2	3	4	5	6	7	8	9	10+
Scored	0-4	0-20	5-21	10-24	8-6	6-5	6-4	12-5	9-3	2-2	10-0
Allowed	10-0	10-2	14-8	10-8	8-17	6-14	4-13	2-9	2-8	1-6	0-10

**RUNS BY INNINGS**

	1	2	3	4	5	6	7	8	9	10+
Texas	78	78	73	76	99	66	66	78	68	25
Opp.	103	76	85	93	93	61	66	86	49	30

**OUTFIELD ASSISTS**

Garcia	10
K. Calhoun/Taveras/White	3
Culberson/Smith/Solak	2
Hernandez/Miller/Reks	2

**PICKOFFS BY PITCHERS**

Bush	1
Gray	1
Hearn	1
Howard	1
Moore	1
Pérez	1
Santana	1

**INFIELD HITS**

Garcia	22
Lowe	20
Semien	18
Thompson	18
Taveras	9
Duran	8
Miller	8
Seager	8
Heim	6
Culberson	5
Smith	5
White	5
K. Calhoun	3
Garver	3
Huff	3
Solak	3
Ibáñez	2
Mathias	2
Viloria	2

**BUNT BASE HITS**

Thompson	7
White	5
Taveras	3
Smith	2
Garcia	1
Miller	1
Heim	1
Solak	1

**GO-AHEAD RBI**

Seager	20
Garcia	19
Lowe	18
Semien	18
K. Calhoun	9
Heim	9
Duran	8
Miller	8
Garver	5
Taveras	4
Thompson	4
Ibáñez	3
Jung	3
Mathias	2
Viloria	2
Culberson	1
Huff	1
Plawecki	1
Reks	1
Solak	1
White	1

**GAME-WINNING RBI**

Seager	11
Lowe	11
Garcia	8
K. Calhoun	6
Heim	5
Semien	4
Miller	4
Duran	3
Thompson	3
Garver	2
Mathias	2
Taveras	1
Ibáñez	1
Jung	1
Viloria	1
Reks	1

**2-OUT RBI**

Garcia	43
Semien	31
Lowe	25
Seager	22
K. Calhoun	19
Taveras	16
Miller	16
Heim	12
Garver	10
Duran	7
Smith	6
Mathias	5
Jung	5
Ibáñez	5
White	3
Reks	3
Solak	3
Huff	1
Hernandez	1
W. Calhoun	1
Plawecki	1
Thompson	1

# 2022 TRANSACTIONS

## DATE

Jan. 26  
Feb. 7  
March 12  
March 14  
March 16  
March 17  
March 19  
March 20  
March 21  
March 22  
March 23  
March 24  
March 27

## TRANSACTION

RHP Nick Tropeano signed to minor league contract.  
OF/1B Joe McCarthy signed to minor league contract.  
C Mitch Garver acquired from Minnesota Twins in exchange for INF Isiah Kiner-Faulk and RHP Ronny Henriquez.  
LHP Martin Pérez signed to one-year free agent contract...OF Jake Marisnick, LHP Matt Moore, and RHP Brandon Workman signed to minor league contracts.  
RHP's Greg Holland and Dan Winkler signed to minor league contracts.  
INF/OF Brad Miller signed to two-year free agent contract...INF Charlie Culberson signed to minor league contract.  
INF Matt Carpenter signed to minor league contract.  
RHP Garrett Richards signed to one-year free agent contract...RHP Jonathan Hernández placed on 60-day injured list.  
INF Sherten Apostel and C Sam Huff optioned to Round Rock (AAA)...RHP Ricky Vanscoia optioned to Frisco (AA)...INF Blaine Crim, INF Justin Fields, INF Dustin Harris, C David García, OF Steele Walker, and LHP Jake Litz optioned to minor league camp.  
LHP's Taylor Hearn and Brett Martin, C Mitch Garver, and OF Willie Calhoun signed to one-year contracts for 2022, avoiding arbitration.  
RHP's Demarcus Evans and Yerry Rodríguez optioned to Round Rock (AAA)...OF Adolis García had contract renewed.  
Rangers sign 28 of 28 pre-arbitration eligible players to 2022 contracts...OF Addison Williams optioned to Frisco (AA)...RHPs Chase Lee, Daniel Robert, and Jesús Tinoco, INFs Josh Smith and Davis Wendel, OF Bubba Thompson, and C Matt Whitley assigned to minor league camp.  
RHPs Kohen Arihara, Nick Tropeano, and Brandon Workman, and C Yoheyl Pozo assigned to minor league camp.  
INF Yonny Hernández optioned to Round Rock (AAA)...RHPs Justin Anderson and Dan Winkler, and C Melbyros Vilorio assigned to minor league camp.  
April 2 RHP Albert Abreu and LHP Robby Ahlstrom acquired from New York Yankees in exchange for C Jose Trevino.  
April 4 RHPs A.J. Alexy and Nick Snyder optioned to Round Rock (AAA).  
April 5 RHP Glenn Otto optioned to Round Rock (AAA)...RHP Brandon Workman released from minor league contract...OF Jake Marisnick released from minor league contract.  
April 7 RHP Matt Bush, INF Charlie Culberson, and RHP Greg Holland contracts selected from Round Rock (AAA)...RHP Garrett Richards placed on 10-day Injured List, retroactive to April 4, with right middle finger blister...RHP José Leclerc placed on 60-day Injured List for right elbow surgery recovery...OF Jefferson Espinal acquired from the Arizona Diamondbacks in exchange for INF Yonny Hernández...INF Sherten Apostel designated for assignment...RHP Spencer Patton optioned to Round Rock (AAA)...1B/OF Joe McCarthy assigned to Triple-A Round Rock...INF Josh Jung placed on Round Rock (AAA) Injured List for left shoulder surgery recovery.

FRONT OFFICE

COACHES

PLAYERS

2022 REVIEW

OPINIONS

RECORDS

DEVELOPMENT

MEDIA

### OPENING DAY ROSTER (28)

**Pitchers (15):** Albert Abreu, Kolby Allard, Joe Barlow, Brock Burke, Matt Bush, Dane Dunning, Jon Gray, Taylor Hearn, Greg Holland, Spencer Howard, John King, Brett Martin, Martín Pérez, Josh Sborz, Dennis Santana  
**Catchers (2):** Mitch Garver, Jonah Heim  
**Infielders (5):** Charlie Culberson, Andy Ibáñez, Nathaniel Lowe, Corey Seager, Marcus Semien  
**Outfielders (6):** Kole Calhoun, Willie Calhoun, Adolis García, Brad Miller, Nick Solak, Eli White  
**Injured List (3):** Jonathan Hernández (60-day), José Leclerc (60-day), Garrett Richards

April 9 RHP Jon Gray placed on 10-day injured list with right middle finger blister...RHP Spencer Patton recalled from Round Rock (AAA).  
April 12 RHP Garrett Richards sent to Round Rock (AAA) on injury rehabilitation assignment.  
April 14 RHP Garrett Richards activated from 10-day Injured List...RHP Nick Snyder recalled from Round Rock (AAA)...RHP Spencer Howard placed on 10-day injured list, retroactive to April 11, with cracked finger nail/blisters...RHP Dennis Santana placed on COVID-19 Related Injured List...INF Sherten Apostel assigned outright to Round Rock (AAA).  
April 16 RHP Josh Sborz placed on 10-day Injured List with right elbow soreness...LHP Matt Moore contract selected from Round Rock (AAA).  
April 19 RHP Jon Gray activated from 10-day Injured List...RHP Greg Holland designated for assignment.  
April 22 RHP Jon Gray placed on 10-day Injured List, retroactive to April 20, with low-grade left knee sprain...RHP Glenn Otto recalled from Round Rock (AAA).  
April 24 RHP Spencer Howard reinstated from 10-day Injured List...RHP Dennis Santana reinstated from COVID-19 Related Injured List...RHP Spencer Patton placed on 10-day Injured List, retroactive to April 22, with right oblique strain...RHP Nick Snyder optioned to Round Rock (AAA).  
April 28 C Jonah Heim placed on MLB Paternity Leave List...C Sam Huff recalled from Round Rock (AAA)...RHP Josh Sborz sent to Round Rock (AAA) on injury rehabilitation assignment.  
April 30 RHP Zach Reks recalled from Round Rock (AAA)...RHP Spencer Howard optioned to Round Rock (AAA).  
May 1 C Jonah Heim reinstated from MLB Paternity Leave List...LHP Kolby Allard optioned to Round Rock (AAA)...following the game, C Sam Huff and OF Willie Calhoun optioned to Round Rock (AAA)...RHP Josh Sborz returned from injury rehabilitation assignment and optioned to Round Rock (AAA).  
May 3 RHP Jon Gray activated from 10-day Injured List...RHP Albert Abreu placed on 15-day Injured List, retroactive to April 30, with left ankle sprain.  
May 8 RHP Josh Sborz recalled from Round Rock (AAA) as 27th man for doubleheader...RHP Josh Sborz sent back to Round Rock (AAA) following game.  
May 10 C Mitch Garver placed on 10-day Injured List, retroactive to May 9, with right forearm flexor muscle strain...C Sam Huff recalled from Round Rock (AAA)...RHP Spencer Patton sent to Round Rock (AAA) on injury rehabilitation assignment.  
May 11 LHP Kolby Allard recalled from Round Rock (AAA)...OF Zach Reks optioned to Round Rock (AAA)...RHP Spencer Patton returned from injury rehabilitation assignment and optioned to Round Rock (AAA).  
May 12 RHP Josh Sborz recalled from Round Rock (AAA)...LHP Kolby Allard optioned to Round Rock (AAA).  
May 17 C Mitch Garver sent to Frisco (AA) on injury rehabilitation assignment.  
May 18 C Mitch Garver injury rehabilitation assignment transferred from Frisco (AA) to Round Rock (AAA)...RHP Albert Abreu sent to Round Rock (AAA) on injury rehabilitation assignment.  
May 19 C Mitch Garver activated from 10-day Injured List...OF Nick Solak optioned to Round Rock (AAA)...1B Matt Carpenter released from Round Rock (AAA) roster and granted free agency.  
May 20 RHP Nick Snyder recalled from Round Rock (AAA)...RHP Josh Sborz optioned to Round Rock (AAA).  
May 22 Following the game, RHP Nick Snyder optioned to Round Rock (AAA).  
May 24 RHP Albert Abreu activated from 10-day Injured List.  
May 25 RHP José Leclerc sent to Frisco (AA) to begin an injury rehabilitation assignment.  
May 30 INF/OF Josh Smith contract selected from Round Rock (AAA)...OF Zach Reks recalled from Round Rock (AAA)...INF/OF Brad Miller placed on 10-day Injured List with right hip impingement...RHP Albert Abreu designated for assignment.  
June 1 RHP José Leclerc injury rehabilitation assignment transferred from Frisco (AA) to Round Rock (AAA).  
June 2 minor league RHP Yonny Hernández Morel acquired from Kansas City in exchange for RHP Albert Abreu.  
June 3 LHP Kolby Allard recalled from Round Rock (AAA)...OF Zach Reks optioned to Round Rock (AAA)...RHP Jonathan Hernández sent to Round Rock on injury rehabilitation assignment.  
June 5 OF Steele Walker contract selected from Round Rock (AAA)...INF Andy Ibáñez optioned to Round Rock (AAA)...OF Willie Calhoun, on option at Round Rock (AAA), designated for assignment.  
June 7 LHP Brett Martin placed on COVID-19 Related Injured List...INF Andy Ibáñez recalled from Round Rock (AAA)...RHP Josh Sborz appointed as 27th man for doubleheader...RHP Josh Sborz returned to Round Rock (AAA) after doubleheader.  
June 10 INF/OF Brad Miller activated from 10-day Injured List...RHPs Tyson Miller and Jesús Tinoco added as replacement players from Round Rock (AAA)...C/DH Mitch Garver and RHP Glenn Otto placed on COVID-19 Related Injured List...INF Andy Ibáñez optioned to Round Rock (AAA).  
June 11 OF Zach Reks added as a replacement player from Round Rock (AAA)...OF Steele Walker placed on COVID-19 Related Injured List...OF Willie Calhoun cleared waivers and assigned outright to Round Rock (AAA).  
June 13 OF Leody Taveras recalled from Round Rock (AAA)...OF Eli White placed on 10-day Injured List with right wrist fracture.  
June 15 RHP Tyson Miller returned to Round Rock (AAA)...INF Josh Smith sent to Round Rock (AAA) on injury rehabilitation assignment.  
June 16 LHP Brett Martin activated from COVID-19 Related Injured List...RHP José Leclerc activated from 60-day Injured List...OF Steele Walker activated from COVID-19 Related Injured List and optioned to Round Rock (AAA)...LHP Kolby Allard optioned to Round Rock (AAA).  
June 19 C/DH Mitch Garver sent to Frisco (AA) on injury rehabilitation assignment...RHP Jesús Tinoco returned to Round Rock (AAA).  
June 21 C/DH Mitch Garver activated from COVID-19 Related Injured List...INF/OF Josh Smith activated from 10-day Injured List...C Melbyros Vilorio contract selected from Round Rock (AAA)...C Sam Huff optioned to Round Rock (AAA)...OF Zach Reks returned to Round Rock (AAA)...OF Eli White transferred from 10-day to 60-day Injured List...RHP Glenn Otto sent to Round Rock (AAA) on injury rehabilitation assignment.  
June 23 OF Steven Duggar acquired from San Francisco, in exchange for OF Willie Calhoun and cash considerations...Duggar activated from 60-day Injured List...RHP Spencer Patton designated for assignment.  
June 25 LHP Taylor Hearn and INF Ezequiel Duran optioned to Round Rock (AAA) after game.



## DATE

## TRANSACTION

June 26	OF Steven Duggar reported and added to active roster...RHP Glenn Otto activated from COVID-19 Related Injured List...RHP Josh Sborz recalled from Round Rock (AAA)...RHP Matt Bush placed on 15-day Injured List, retroactive to June 25, with right forearm tightness...RHP Demarcus Evans designated for assignment.
July 1	RHP Demarcus Evans assigned outright to Round Rock (AAA).
July 5	RHP Spencer Howard recalled from Round Rock (AAA)...RHP Josh Sborz optioned to Round Rock (AAA).
July 6	LHP Kolby Allard recalled from Round Rock (AAA)...LHP John King optioned to Round Rock (AAA).
July 10	RHP Matt Bush activated from 15-day Injured List...LHP Kolby Allard optioned to Round Rock (AAA).
July 11	C Sam Huff and LHP Kolby Allard recalled from Round Rock (AAA)...C/DH Mitch Garver placed on 60-day Injured List for right tendon flexor repair surgery...RHP Dane Dunning placed on 15-day Injured List with right ankle impingement.
July 13	RHP's A.J. Alexy and Josh Sborz recalled from Round Rock (AAA)...RHP Joe Barlow placed on 15-day Injured List with right index finger blister...LHP Kolby Allard optioned to Round Rock (AAA) post-game on July 12...RHP Jonathan Hernández injury rehabilitation assignment transferred from Round Rock (AAA) to Frisco (AA).
July 14	OF Elmer Hernández contract selected from Round Rock (AAA)...OF Steven Duggar optioned to Round Rock (AAA).
July 15	RHP Tyron Miller recalled from Round Rock (AAA)...RHP Josh Sborz optioned to Round Rock (AAA).
July 16	RHP Jonathan Hernández activated from 60-day Injured List...RHP A.J. Alexy optioned to Round Rock (AAA) post-game on July 15...OF Zach Reks designated for assignment.
July 17	OF Nick Solak recalled from Round Rock (AAA)...C Sam Huff optioned to Round Rock (AAA).
July 21	INF/Ezequiel Duran recalled from Round Rock (AAA)...INF/OF Brad Miller placed on 10-day Injured List, retroactive to July 18, with neck strain...OF Zane Grisham contract sold to the Lotte Giants of the Korea Baseball Organization...RHP Dane Dunning sent on injury rehabilitation assignment to the Arizona Complex League Rangers.
July 25	LHP Dallas Keuchel agreed to terms on a minor league contract.
July 26	RHP Dane Dunning activated from 15-day Injured List...LHP Tyron Miller optioned to Round Rock (AAA).
July 30	INF/OF Brad Miller sent to Round Rock (AAA) on injury rehabilitation assignment.
July 31	RHP Joe Barlow sent to Round Rock (AAA) on injury rehabilitation assignment.
August 1	INF Mark Mathias and LHP Antoine Kelly acquired from Milwaukee Brewers in exchange for RHP Matt Bush.
August 2	INF Mark Mathias optioned to Round Rock (AAA)...LHP Antoine Kelly assigned to Frisco (AA)...LHP Tyron Miller and RHP Josh Sborz recalled from Round Rock (AAA)...RHP Jon Gray placed on 15-day Injured List with left oblique strain...
August 3	INF/OF Brad Miller injury rehabilitation assignment transferred from Round Rock (AAA) to Frisco (AA).
August 4	RHP Joe Barlow injury rehabilitation assignment transferred from Round Rock (AAA) to Frisco (AA). LHP Cole Ragans and OF Bubba Thompson contracts selected from Round Rock (AAA)...contract selected from Round Rock (AAA)...OF Kole Calhoun placed on 10-day Injured List, retroactive to August 3, with right heel irritation...RHP Dennis Santana placed on 15-day Injured List, retroactive to August 3, with left ankle sprain...OF Steven Duggar and Steele Walker, both on option at Round Rock (AAA), designated for assignment.
August 5	INF/OF Brad Miller activated from 10-day Injured List...INF/OF Nick Solak optioned to Round Rock (AAA).
August 7	OF Steven Duggar claimed on waivers by Los Angeles Angels...OF Steele Walker claimed on waivers by San Francisco Giants.
August 10	LHP John King recalled from Round Rock (AAA)...RHP Spencer Howard placed on 15-day Injured List, retroactive to August 8, with right shoulder impingement.
August 14	RHP Yerry Rodriguez recalled from Round Rock (AAA)...LHP Matt Moore placed on MLB Paternity List.
August 15	Chris Woodward dismissed as manager...third base coach Tony Beasley named interim manager.
August 16	RHP Kohei Arihara contract selected from Round Rock (AAA)...INF/OF Mark Mathias recalled from Round Rock (AAA)...RHP Yerry Rodriguez optioned to Round Rock (AAA)...OF Elmer Hernández designated for assignment...C Wilson Ramos agreed to terms on minor league contract.
August 17	President of Baseball Operations Jon Daniels relieved of duties...Executive Vice President and General Manager Chris Young assumed oversight of Baseball Operations...RHP Joe Barlow activated from 15-day Injured List...RHP Garrett Richards designated for assignment...LHP Matt Moore transferred from Paternity List to Bereavement List...OF Kole Calhoun sent to Round Rock (AAA) on injury rehabilitation assignment.
August 18	LHP Matt Moore activated from Bereavement List...LHP John King optioned to Round Rock (AAA)...RHP Dennis Santana sent to Round Rock (AAA) on injury rehabilitation assignment.
August 19	RHP A.J. Alexy recalled from Round Rock (AAA)...RHP Joe Barlow placed on 15-day Injured List, retroactive to August 18, with a right index finger blister.
August 21	OF Kole Calhoun activated from 10-day Injured List...INF/OF Josh Smith optioned to Round Rock (AAA).
August 23	RHP Dennis Santana activated from 15-day Injured List...RHP A.J. Alexy optioned to Round Rock (AAA)...RHP Garrett Richards cleared waivers and granted free agency.
August 26	RHP Cole Ragans placed on 15-day Injured List, retroactive Aug. 23, with left calf strain.
August 27	LHP Dallas Keuchel contract selected from Round Rock (AAA).
August 30	RHP A.J. Alexy recalled from Round Rock (AAA)...RHP Josh Sborz placed on 15-day Injured List with right elbow sprain.
Sept. 1	INF/OF Nick Solak recalled from Round Rock (AAA)...RHP Jesus Tinoco contract selected from Round Rock (AAA)...RHP Josh Sborz transferred from 15-day to 60-day list...LHP Dallas Keuchel designated for assignment...LHP John King recalled from Round Rock (AAA).
Sept. 4	C Sam Huff recalled from Round Rock (AAA)...C Melbyris Vitoria optioned to Round Rock (AAA).
Sept. 5	LHP Cole Ragans activated from 15-day Injured List...RHP A.J. Alexy optioned to Round Rock (AAA)...OF Eli White sent to Round Rock (AAA) on injury rehabilitation assignment.
Sept. 8	INF/OF Josh Smith recalled from Round Rock (AAA)...INF/Ezequiel Duran optioned to Round Rock (AAA).
Sept. 9	3B Jose Jung contract selected from Round Rock (AAA)...INF/OF Brad Miller placed on 10-day Injured List with right hip strain.
Sept. 11	RHP Tyson Miller contract selected from Round Rock (AAA)...RHP Kohei Arihara designated for assignment.
Sept. 12	RHP A.J. Alexy appointed as 29th man for doubleheader from Round Rock (AAA)...RHP Jon Gray activated from 15-day Injured List following Game 1 of doubleheader...RHP Tyson Miller optioned to Round Rock (AAA) following Game 1 of doubleheader...RHP A.J. Alexy returned to Round Rock (AAA) following Game 2 of doubleheader.
Sept. 17	RHP Joe Barlow sent to Round Rock (AAA) on injury rehabilitation assignment.
Sept. 19	RHP Drew Stroman acquired via waiver claim from Minnesota...INF/OF Brad Miller transferred from 10-day to 60-day Injured List.
Sept. 20	RHP Joe Barlow injury rehabilitation assignment transferred from Round Rock (AAA) to Frisco (AA).
Sept. 21	C Kevin Plawecki signed to Major League contract and added to active roster...INF/OF Nick Solak placed on 60-day Injured List (right foot fracture).
Sept. 23	RHP Joe Barlow activated from 15-day Injured List...LHP Brett Martin placed on MLB Bereavement List.
Sept. 27	RHP Dane Dunning placed on 15-day Injured List for right hip surgery...RHP Tyson Miller recalled from Round Rock (AAA)...LHP Brett Martin transferred from MLB Bereavement List to 15-day Injured List with left shoulder strain.
Sept. 29	RHP Spencer Howard activated from 15-day Injured List and optioned to Round Rock (AAA).
Oct. 3	RHP A.J. Alexy recalled from Round Rock (AAA)...RHP Yerry Rodriguez recalled from Round Rock (AAA)...RHP Tyson Miller optioned to Round Rock (AAA)...LHP Cole Ragans placed on 15-day Injured List with left calf strain.
Oct. 4	LHP Kolby Allard added from Round Rock (AAA) as 29th man for doubleheader...LHP Kolby Allard sent back to Round Rock (AAA) following game.
Oct. 6	RHP's Brett Martin and Cole Ragans, and RHP Dane Dunning activated from 15-day Injured List...RHP's Tyson Miller Nick Snyder, and Drew Stroman, LHP Kolby Allard, C Melbyris Vitoria, and INF's Andy Ibanez and Ezequiel Duran recalled from Round Rock (AAA)...RHP Ricky Vanasco recalled from Frisco (AA)...RHP Spencer Howard recalled from Arizona Complex League Rangers (RK).
Nov. 6	LHP's Matt Moore and Martín Pérez, C Kevin Plawecki, and INF Charlie Culberson elected free agency.
Nov. 9	RHP Jake Odorizzi and cash considerations acquired from Atlanta in exchange for LHP Kolby Allard...OF Kole Calhoun elected free agency.
Nov. 10	RHP Drew Stroman claimed on waivers by San Francisco...RHP Tyson Miller claimed on waivers by Milwaukee...INF Andy Ibanez claimed on waivers by Detroit...C Melbyris Vitoria claimed on waivers by San Francisco...INF/OF Nick Solak traded to Cincinnati in exchange for cash considerations...RHP Josh Sborz, OF Eli White, INF/OF Brad Miller, and C Mitch Garver activated from 60-day Injured List.
Nov. 15	RHP's Zak Kent and Cole Winn contracts selected from Round Rock (AAA)...RHP Owen White, OF Dustin Harris, and INF's George Anderson, Jonathan Hernández and RHP's Frisco (AA) designated for assignment...RHP Dane Santana traded to Atlanta in exchange for cash considerations...LHP Martín Pérez accepts Qualifying Offer, securing one-year contract for 2023 season.
Nov. 18	RHP Nick Snyder elected free agency.
Dec. 1	RHP Lucas Jacobsen signed to minor league contract.
Dec. 2	RHP Jacob deGrom signed to a five-year free agent contract.
Dec. 7	C David García signed to a minor league contract.
Dec. 9	LHP Andrew Heaney signed to a two-year free agent contract...RHP Nick Snyder signed to a minor league contract...RHP A.J. Alexy designated for assignment.
Dec. 13	RHP A.J. Alexy sent to Washington Nationals on waiver claim.
Dec. 14	LHP Luis García and RHP Scott Egeber signed to minor league contracts.
Dec. 23	RHP Nick Mears claimed off waivers from Pittsburgh Pirates...INF Eli White designated for assignment.
Dec. 24	OF Joe McCarthy signed to a minor league contract.
Dec. 27	RHP Nathan Eovaldi signed to two-year free agent contract...RHP Nick Mears designated for assignment.
Jan. 3	INF Eli White traded to Atlanta Braves for cash considerations.
Jan. 6	OF's Hernández signed to a minor league contract...RHP Nick Mears sent to Colorado Rockies on waiver claim.
Jan. 13	HP Ferrery Ozina signed to a minor league contract.
Jan. 15	OF Yoshi Tsutsugou signed to a minor league contract.
Jan. 17	RHP Kyle Funkhouser signed to a minor league contract.
Jan. 27	OF's Clint Frazier and Travis Janowski, RHP's Danny Duffy, Ian Kennedy, and Reyes Moronta signed to minor league contracts.
Feb. 2	LHP Bernardo Flores Jr. signed to a minor league contract.

FRONT OFFICE

COACHES

PLAYERS

2022 REVIEW

OPPONENTS

RECORDS

DEVELOPMENT

MEDIA

# 2022 FIELDING STATISTICS

	PITCHER													
	TEAM	PCT	G	GS	INN	PO	A	E	TC	DP				
FRONT OFFICE	Abreu, A	TEX	-	7	0	8.2	0	0	0	0	0			
	Alexy, A	TEX	.500	4	0	7.0	0	1	1	2	0			
	Allard, K	TEX	1.000	10	0	21.0	1	2	0	3	0			
	Arihara, K	TEX	1.000	5	4	20.0	1	1	0	2	0			
	Barlow, J	TEX	1.000	35	0	35.0	1	2	0	3	0			
	Burke, B	TEX	1.000	52	0	82.1	2	8	0	10	2			
	Bush, M	TEX	.778	40	5	36.2	2	5	2	9	1			
	Culberson, C	TEX	1.000	2	0	2.0	0	1	0	1	0			
	Dunning, D	TEX	.950	29	29	153.1	5	14	1	20	1			
	Gray, J	TEX	1.000	24	24	127.1	6	10	0	16	2			
COACHES	Hearn, T	TEX	.714	31	13	100.0	2	3	2	7	0			
	Hernández, J	TEX	.667	29	0	30.1	1	1	1	3	0			
	Holland, G	TEX	-	5	0	4.2	0	0	0	0	0			
	Howard, S	TEX	1.000	10	8	37.2	1	4	0	5	0			
	Keuchel, D	TEX	1.000	2	2	10.0	3	1	0	4	1			
	King, J	TEX	1.000	39	0	51.1	1	7	0	8	0			
	Leclerc, J	TEX	1.000	39	0	47.2	1	1	0	2	0			
	Martin, B	TEX	1.000	55	1	50.0	4	7	0	11	2			
	Miller, T	TEX	1.000	4	2	10.2	1	2	0	3	1			
	Moore, M	TEX	1.000	63	0	74.0	2	2	0	4	0			
PLAYERS	Otto Jr., G	TEX	.895	27	27	135.2	10	7	2	19	0			
	Patton, S	TEX	1.000	7	0	7.0	1	0	0	1	0			
	Pérez, M	TEX	.926	32	32	196.1	6	19	2	27	1			
	Ragans, C	TEX	1.000	9	9	40.0	1	0	0	1	0			
	Richards, G	TEX	1.000	32	2	42.2	2	1	0	3	0			
	Rodriguez, Y	TEX	-	1	0	1.0	0	0	0	0	0			
	Santana, J	TEX	.889	63	1	58.2	1	7	1	9	1			
	Sborz, J	TEX	.000	19	0	22.1	0	0	0	1	1			
	Snyder, N	TEX	-	2	0	1.0	0	0	0	0	0			
	Tinoco, J	TEX	1.000	17	2	20.2	1	2	0	3	1			
2022 REVIEW	<b>CATCHER</b>													
	PLAYER	TEAM	PCT	G	GS	INN	PO	A	E	TC	DP	PB	SB	CS
	Garver, M	TEX	.992	14	14	124.0	119	4	1	124	0	2	10	2
	Heim, J	TEX	.997	111	102	900.2	839	37	3	879	3	3	57	13
	Huff, S	TEX	.986	29	25	227.2	208	11	3	222	0	5	23	4
	Plawewski, K	TEX	.952	3	3	26.0	20	0	1	21	0	0	6	1
	Vilorio, M	TEX	.970	20	18	156.2	151	10	5	166	0	1	8	7
	<b>FIRST BASE</b>													
	PLAYER	TEAM	PCT	G	GS	INN	PO	A	E	TC	DP			
	Culberson, C	TEX	1.000	1	0	0.2	1	0	0	1	0			
Hernandez, E	TEX	1.000	1	1	7.0	7	1	0	8	0				
Huff, S	TEX	1.000	6	3	32.0	38	0	0	38	2				
Ibáñez, A	TEX	.949	6	6	44.0	34	3	2	39	2				
Lowe, N	TEX	.993	153	150	1327.1	1252	70	9	1331	125				
Mathias, M	TEX	1.000	3	2	24.0	20	0	0	20	3				
OPPONENTS	<b>SECOND BASE</b>													
	PLAYER	TEAM	PCT	G	GS	INN	PO	A	E	TC	DP			
	Culberson, C	TEX	.971	11	7	66.0	10	23	1	34	5			
	Duran, E	TEX	.957	9	6	57.0	9	13	1	23	0			
	Ibáñez, A	TEX	1.000	2	1	12.0	2	4	0	6	0			
	Mathias, M	MIL	1.000	6	5	39.0	10	10	0	20	1			
	Semien, M	TEX	.989	148	148	1293.0	252	398	7	657	89			
	Smith, J	TEX	-	2	0	6.0	2	1	0	3	0			
	Solak, N	TEX	-	1	0	1.0	0	0	0	0	0			
	RECORDS	<b>THIRD BASE</b>												
PLAYER		TEAM	PCT	G	GS	INN	PO	A	E	TC	DP			
Culberson, C		TEX	.907	25	22	157.0	12	37	5	54	4			
Duran, E		TEX	.933	51	48	426.2	31	95	9	135	6			
Ibáñez, A		TEX	.961	25	22	196.2	11	62	3	76	3			
June, J		TEX	.974	25	25	219.0	19	55	2	76	6			
Mathias, M		TEX	1.000	2	1	11.0	1	3	0	4	0			
Miller, B		TEX	.946	27	12	137.0	5	30	2	37	5			
Smith, J		TEX	.989	36	32	287.2	22	72	1	95	8			
DEVELOPMENT		<b>SHORTSTOP</b>												
	PLAYER	TEAM	PCT	G	GS	INN	PO	A	E	TC	DP			
	Culberson, C	TEX	-	1	0	1.0	0	0	0	0	0			
	Seager, C	TEX	.972	144	144	1259.0	176	407	17	600	91			
	Semien, M	TEX	.971	17	13	128.0	24	43	2	69	7			
	Smith, J	TEX	1.000	6	5	47.0	9	13	0	22	3			
	<b>OUTFIELD</b>													
	PLAYER	TEAM	PCT	G	GS	INN	PO	A	E	TC	DP			
	Calhoun, K	TEX	1.000	101	85	774	160	3	0	163	1			
	Calhoun, W	TEX	1.000	5	3	26	5	0	0	5	0			
Culberson, C	TEX	.941	12	8	69.2	14	2	1	17	1				
Duggar, S	TEX	1.000	7	4	41.2	10	0	0	10	0				
García, A	TEX	.982	134	133	1177.1	269	10	5	284	1				
Hernandez, E	TEX	1.000	8	6	51	17	1	0	18	0				
Mathias, M	TEX	1.000	4	3	21	3	0	0	3	0				
Miller, B	TEX	1.000	29	24	207.2	35	1	0	36	0				
Reks, Z	TEX	1.000	15	7	81	12	1	0	13	0				
Smith, J	TEX	1.000	24	21	183	30	2	0	32	1				
Solak, N	TEX	1.000	22	16	132.2	29	2	0	31	0				
Taveras, L	TEX	.991	93	86	765.2	211	3	2	216	1				
Thompson, B	TEX	.990	52	51	446	96	0	1	97	0				
Walker, S	TEX	1.000	5	4	37	10	0	0	10	0				
White, E	TEX	1.000	42	35	291.1	74	3	0	77	1				

# 2022 CLUB STATISTICS

	HOME		ROAD		TOTALS		TEX	OPP.	
	W	L	W	L	W	L			
VS. BALTIMORE	0	3	0	3	0	6	DOUBLE PLAYS	141	101
VS. BOSTON	1	2	0	4	1	6	TRIPLE PLAYS	2	1
VS. NEW YORK	2	2	1	2	3	4	LEFT ON BASE	1007	1140
VS. TAMPA BAY	2	2	1	2	3	4	GRAND SLAM HR	2	4
VS. TORONTO	1	2	1	2	2	4	HOME RUNS - HOME	101	97
<b>TOTALS VS. EAST</b>	<b>6</b>	<b>11</b>	<b>3</b>	<b>13</b>	<b>9</b>	<b>24</b>	HOME RUNS - ROAD	97	72
VS. CHICAGO	2	2	2	1	4	3			
VS. CLEVELAND	0	3	1	2	1	5			
VS. DETROIT	1	2	2	2	3	4			
VS. KANSAS CITY	2	1	2	1	4	2			
VS. MINNESOTA	2	1	3	1	5	2			
<b>TOTALS VS. CENTRAL</b>	<b>7</b>	<b>9</b>	<b>10</b>	<b>7</b>	<b>17</b>	<b>16</b>			
VS. HOUSTON	2	7	3	7	5	14	SHUTOUTS	3	0
VS. LOS ANGELES	6	4	4	5	10	9	SHO - INDIVIDUAL	0	0
VS. OAKLAND	5	4	6	4	11	8	EXTRA INNINGS	1	5
VS. SEATTLE	3	7	2	7	5	14	ONE-RUN DECISIONS	9	15
<b>TOTALS VS. WEST</b>	<b>16</b>	<b>22</b>	<b>15</b>	<b>23</b>	<b>31</b>	<b>45</b>	TWO-RUN DECISIONS	10	7
							VS. LH STARTERS	12	13
							VS. RH STARTERS	22	34
<b>TOTALS VS. A.L.</b>	<b>29</b>	<b>42</b>	<b>28</b>	<b>43</b>	<b>57</b>	<b>85</b>	GRASS FIELDS	0	0
							ARTIFICIAL FIELDS	34	47
							DAY GAMES	11	16
							NIGHT GAMES	23	31
VS. ATLANTA	2	1	0	0	2	1			
VS. COLORADO	0	2	1	1	1	3			
VS. MIAMI	0	0	2	1	2	1			
VS. NEW YORK	0	0	1	2	1	2			
VS. PHILADELPHIA	2	0	2	0	4	0			
VS. WASHINGTON	1	2	0	0	1	2			
<b>TOTALS VS. N.L.</b>	<b>5</b>	<b>5</b>	<b>6</b>	<b>4</b>	<b>11</b>	<b>9</b>			
<b>OVERALL TOTALS</b>	<b>34</b>	<b>47</b>	<b>34</b>	<b>47</b>	<b>68</b>	<b>94</b>			
DOUBLEHEADERS (HOME)	WON 0	LOST 0	SPLIT 1						
DOUBLEHEADERS (ROAD)	WON 0	LOST 0	SPLIT 3						
<b>ATTENDANCE</b>							STARTERS	37	53
HOME 2,011,361 (81 DATES)	24,832	AVG					RELIEVERS	31	41
ROAD 1,773,021 (79 DATES)	22,443	AVG					STREAKS	4	9

# 2022 INJURED LIST

Player	Type	Injury	Placed (retro)	Reinstated / Eligible	G Missed	W-L
Cole Ragans	15-day	Left calf strain	Oct. 3	End of season	4	2-2
Dane Dunning	15-day	Right hip surgery	Sept. 27	End of season	10	3-7
Brett Martin	15-day	Left shoulder strain	Sept. 27	End of season	10	3-7
Eli White	60-day	Right wrist fracture	June 13	June 23	103	40-63
Mitch Garver	60-day	Right forearm flexor tendon repair surgery	July 11	Sept. 9	79	29-50
Josh Sborz	60-day	Right elbow sprain	Aug. 30	End of season	34	10-25
Brad Miller	60-day	Right hip strain	Sept. 9	End of season	26	9-17
Nick Solak	60-day	Right foot fracture	Sept. 21	End of season	15	5-10
Garrett Richards	10-day	Right middle finger blister	April 7 (April 4)	April 14	5	1-4
Jon Gray	10-day	Right middle finger blister	April 9	April 19	8	2-6
Spencer Howard	10-day	Cracked finger nail/blister	April 14 (April 11)	April 24	9	4-5
Dennis Santana	COVID-19	Related IL	April 14	April 24	9	4-5
Josh Sborz	10-day	Right elbow soreness	April 16	May 1	15	6-9
Jon Gray	10-day	Low-grade left knee sprain	April 22 (April 20)	May 3	13	7-6
Spencer Patton	10-day	Right oblique strain	April 24 (April 22)	May 11	16	9-7
Mitch Garver	10-day	Right forearm flexor muscle strain	May 10 (May 9)	May 19	10	6-4
Albert Abreu	15-day	Left ankle sprain	May 3 (April 30)	May 24	20	12-8
Brad Miller	10-day	Right hip impingement	May 30	June 10	10	4-6
Brett Martin	COVID-19	Related IL	June 7	June 16	9	3-2
Steele Walker	COVID-19	Related IL	June 11	June 16	5	4-2
Jose Leclerc	60-day	Right elbow surgery recovery	April 7	June 16	62	29-33
Jose Smith	10-day	Left shoulder sprain	June 4	June 14	15	7-8
Mitch Garver	COVID-19	Related IL	June 10	June 21	10	5-5
Glenn Otto	COVID-19	Related IL	June 10	June 26	13	7-6
Matt Bush	15-day	Right forearm tightness	June 26 (June 25)	July 10	14	6-8
Jonathan Hernandez	60-day	Right elbow surgery recovery	April 7	July 16	88	41-47
Dane Dunning	15-day	Right ankle impingement	July 11	July 26	12	4-8
Brad Miller	10-day	Neck strain	July 21 (July 18)	Aug. 5	15	6-9
Joe Barlow	15-day	Right index finger blister	July 13	Aug. 17	31	12-19
Kole Calhoun	10-day	Right heel irritation	Aug. 4 (Aug. 3)	Aug. 21	17	7-9
Dennis Santana	15-day	Right ankle sprain	Aug. 4 (Aug. 3)	Aug. 23	19	10-9
Cole Ragans	15-day	Left calf strain	Aug. 26 (Aug. 23)	Sept. 7	13	3-10
Jon Gray	15-day	Left oblique strain	Aug. 2	Sept. 17	38	15-23
Joe Barlow	15-day	Right index finger blister	Aug. 19 (Aug. 18)	Sept. 23	32	13-19
Spencer Howard	15-day	Right shoulder impingement	Aug. 10 (Aug. 8)	Sept. 29	46	18-28



# OPPONENTS

Third baseman Austin Riley and the Atlanta Braves will visit Arlington for a three-game series, May 15-17. Riley, who finished third in National League MVP voting in 2022, hit a home run for Atlanta in the 2020 National League Championship Series against the Dodgers at Globe Life Field.





# BALTIMORE ORIOLES

Oriole Park at Camden Yards  
Opened 1992 (44,487)

## BRANDON HYDE

NAMED MANAGER 12/14/18, REPLACING BUCK SHOWALTER

RECORD WITH BAL: 214-333

CAREER RECORD: 214-333

BAL 2022 RECORD: 83-79

BAL 2022 FINISH: 4<sup>th</sup>, AL EAST

### 2023 HEAD-TO-HEAD

April 3-5 ..... at TEX  
May 26-28 ..... at BAL

### SERIES RECORDS

#### ALL-TIME SERIES

Baltimore leads 271-218-1

#### GAMES IN ARLINGTON

Baltimore leads 133-109

#### GAMES AT GLOBE LIFE FIELD

Baltimore leads 5-1

#### GAMES IN BALTIMORE

Baltimore leads 138-109-1

#### GAMES AT CAMDEN YARDS

Baltimore leads 71-63-1

#### LONGEST RANGERS WINNING STREAK

8, May 28, 2001-July 5, 2002

#### LONGEST ORIOLES WINNING STREAK

9, 2x, last May 30, 2003-Aug. 9, 2004

### LAST SERIES SWEEPS

Rangers 2-game at Texas ..... June 5-6, 2018  
Rangers 2-game at Texas ..... May 19-20, 2010  
Rangers 3-game at Texas ..... Aug. 28-30, 2015  
Rangers 4-game at Texas ..... July 24-26, 2001 (DH 25th)  
Rangers 2-game at Baltimore ..... April 5 & April 7, 1993  
Rangers 3-game at Baltimore ..... April 7, 9, 10, 1977  
Rangers 4-game at Baltimore ..... Sept. 5-8, 2019

Orioles 2-game at Texas ..... Sept. 21-22, 1999  
Orioles 3-game at Texas ..... July 4-6, 2022  
Orioles 4-game at Texas ..... July 8-11, 2010  
Orioles 2-game at Baltimore ..... July 21-22, 2003  
Orioles 3-game at Baltimore ..... Aug. 1-3, 2022  
Orioles 4-game at Baltimore ..... July 17-20, 2017

FRONT OFFICE

COACHES

PLAYERS

2022 REVIEW

OPPONENTS

RECORDS

DEVELOPMENT

MEDIA



# BOSTON RED SOX

Fenway Park  
Opened 1912 (37,305)

## ALEX CORA

NAMED MANAGER 11/6/20, REPLACING RON ROENICKE

RECORD WITH BOS: 362-286

CAREER RECORD: 362-286

BOS 2022 RECORD: 78-84

BOS 2022 FINISH: 5<sup>th</sup>, AL EAST

### 2023 HEAD-TO-HEAD

July 4-6 ..... at BOS  
Sept. 18-20 ..... at TEX

### SERIES RECORDS

#### ALL-TIME SERIES

Boston leads 254-235

#### GAMES IN ARLINGTON

Texas leads 141-104

#### GAMES AT GLOBE LIFE FIELD

Texas leads 4-3

#### GAMES IN BOSTON

Boston leads 150-94

#### LONGEST RANGERS WINNING STREAK

9, 2X, last April 28, 1978-May 30, 1979

#### LONGEST RED SOX WINNING STREAK

9, July 2, 2007-Sept. 5, 2008

### LAST SERIES SWEEPS

Rangers 2-game at Texas ..... May 11-12, 1998  
Rangers 3-game at Texas ..... May 3-5, 2013  
Rangers 2-game at Texas ..... May 23-26, 1985  
Rangers 2-game at Boston ..... April 17-18, 2012  
Rangers 3-game at Boston ..... Aug. 11-13, 1997  
Rangers 4-game at Boston ..... N/A

Red Sox 2-game at Texas ..... Aug. 4-5, 1997  
Red Sox 3-game at Texas ..... May 25-27, 2007  
Red Sox 4-game at Texas ..... N/A  
Red Sox 2-game at Boston ..... Aug. 18, 2001 (DH)  
Red Sox 3-game at Boston ..... July 9-11, 2018  
Red Sox 4-game at Boston ..... Sept. 1-4, 2022



# CHICAGO WHITE SOX

Guaranteed Rate Field  
Opened 1991 (40,615)

## PEDRO GRIFOL

NAMED MANAGER 10/1/22, REPLACING TONY LARUSSA

RECORD WITH CWS: 1<sup>st</sup> SEASON

CAREER RECORD: 1<sup>st</sup> SEASON

CWS 2022 RECORD: 81-81

CWS 2022 FINISH: 2<sup>nd</sup>, AL CENTRAL

### 2023 HEAD-TO-HEAD

June 19-21 ..... at CWS  
Aug. 1-3 ..... at TEX

### SERIES RECORDS

#### ALL-TIME SERIES

Chicago-AL leads 281-255-3

#### GAMES IN ARLINGTON

Texas leads 153-120

#### GAMES AT GLOBE LIFE FIELD

Chicago-AL leads 4-3

#### GAMES IN CHICAGO

Chicago-AL leads 161-102-3

#### GAMES AT GUARANTEED RATE FIELD

Chicago-AL leads 80-50

#### LONGEST RANGERS WINNING STREAK

9, May 26-Aug. 24, 1986

#### LONGEST WHITE SOX WINNING STREAK

8, 2X, Last June 6-Sept. 8, 1985

### LAST SERIES SWEEPS

Rangers 2-game at Texas ..... May 27 & 29, 2005  
Rangers 3-game at Texas ..... Aug. 28-30, 2007  
Rangers 2-game at Chicago-AL ..... June 27-28, 1989  
Rangers 3-game at Chicago-AL ..... June 2-4, 1986  
Rangers 4-game at Chicago-AL ..... N/A

White Sox 2-game at Texas ..... April 22-23, 1996  
White Sox 3-game at Texas ..... July 19-20, 1979 (DH 19th)  
White Sox 4-game at Texas ..... Sept. 5-8, 1985  
White Sox 2-game at Chicago-AL ..... July 31-Aug. 1, 1991  
White Sox 3-game at Chicago-AL ..... April 23-25, 2021  
White Sox 4-game at Chicago-AL ..... N/A





# CLEVELAND GUARDIANS

Progressive Field  
Opened 1994 (35,041)

## TERRY FRANCONA

NAMED MANAGER 10/6/12, REPLACING SANDY ALOMAR, JR.

RECORD WITH CLE: 845-671

CAREER RECORD: 1,874-1,586

CLE 2022 RECORD: 83-79

CLE 2022 FINISH: 1<sup>st</sup>, AL CENTRAL

### 2023 HEAD-TO-HEAD

July 14-16 .....at TEX  
Sept. 15-17 .....at CLE

### SERIES RECORDS

#### ALL-TIME SERIES

Texas leads 258-232

#### GAMES IN ARLINGTON

Texas leads 135-114

#### GAMES AT GLOBE LIFE FIELD

Series tied 3-3

#### GAMES IN CLEVELAND

Texas leads 123-118

#### GAMES AT PROGRESSIVE FIELD

Texas leads 59-55

#### LONGEST RANGERS WINNING STREAK

13, April 26, 1978-April 17, 1979

#### LONGEST GUARDIANS WINNING STREAK

8, June 7, 2014-May 16, 2015

### LAST SERIES SWEEPS

Rangers 2-game at Texas .....Sept. 7-8, 1999  
Rangers 3-game at Texas .....Sept. 13-15, 2011  
Rangers 4-game at Texas .....N/A  
Rangers 2-game at Cleveland.....June 1-2, 2004  
Rangers 3-game at Cleveland.....Sept. 8-9, 2009 (DH 8th)  
Rangers 4-game at Cleveland.....June 2-5, 2011

Indians 2-game at Texas .....July 19-20, 1995  
Indians 3-game at Texas .....Sept. 23-25, 2022  
Indians 4-game at Texas .....N/A  
Indians 2-game at Cleveland.....April 25-26, 2007  
Indians 3-game at Cleveland.....Aug. 1-3, 2014  
Indians 4-game at Cleveland.....N/A



# DETROIT TIGERS

Comerica Park  
Opened 2000 (41,083)

## AJ HINCH

NAMED MANAGER 10/30/20, REPLACING RON GARDENHIRE

RECORD WITH DET: 143-181

CAREER RECORD: 713-633

DET 2022 RECORD: 66-96

DET 2022 FINISH: 4<sup>th</sup>, AL CENTRAL

### 2023 HEAD-TO-HEAD

May 29-31 .....at DET  
June 26-29 .....at TEX

### SERIES RECORDS

#### ALL-TIME SERIES

Detroit leads 255-249

#### GAMES IN ARLINGTON

Texas leads 134-114

#### GAMES AT GLOBE LIFE FIELD

Detroit leads 4-2

#### GAMES IN DETROIT

Detroit leads 141-115

#### GAMES AT COMERICA PARK

Detroit leads 48-45

#### LONGEST RANGERS WINNING STREAK

7, 3x, last July 8, 2018-Aug. 4, 2019

#### LONGEST TIGERS WINNING STREAK

8, 3x, Last May 1-Aug. 8, 2001

### LAST SERIES SWEEPS

Rangers 2-game at Texas .....Sept. 14-15, 2010  
Rangers 3-game at Texas .....Aug. 2-4, 2019  
Rangers 4-game at Texas .....N/A  
Rangers 2-game at Detroit .....N/A  
Rangers 3-game at Detroit .....June 25-27, 2019  
Rangers 4-game at Detroit .....Aug. 15-17, 1980 (DH 17th)

Tigers 2-game at Texas .....May 7-8, 1985  
Tigers 3-game at Texas .....June 24-26, 2014  
Tigers 4-game at Texas .....N/A  
Tigers 2-game at Detroit.....Sept. 8-9, 1997  
Tigers 3-game at Detroit.....May 19-21, 2009  
Tigers 4-game at Detroit.....July 19-22, 2021



# HOUSTON ASTROS

Minute Maid Park  
Opened 2000 (41,168)

## DUSTY BAKER

NAMED MANAGER 1/29/20, REPLACING AJ HINCH

RECORD WITH HOU: 230-154

CAREER RECORD: 2,093-1,790

HOU 2022 RECORD: 106-56

HOU 2022 FINISH: 1<sup>st</sup>, AL WEST

### 2023 HEAD-TO-HEAD

April 14-16 .....at HOU  
June 30-July 1-3 .....at TEX  
July 24-26 .....at HOU  
Sept. 4-6 .....at TEX

### SERIES RECORDS

#### ALL-TIME SERIES

Texas leads 130-123

#### GAMES IN ARLINGTON

Texas leads 69-57

#### GAMES AT GLOBE LIFE FIELD

Houston leads 13-10

#### GAMES IN HOUSTON

Houston leads 66-61

#### LONGEST RANGERS WINNING STREAK

12, July 7, 2013-April 11, 2014

#### LONGEST ASTROS WINNING STREAK

8, May 12-July 4, 2018

### LAST SERIES SWEEPS

Rangers 2-game at Texas .....N/A  
Rangers 3-game at Texas .....May 21-23, 2021  
Rangers 4-game at Texas .....Sept. 14-17, 2015  
Rangers 2-game at Houston .....N/A  
Rangers 3-game at Houston .....July 27-29, 2018  
Rangers 4-game at Houston .....Aug. 9-12, 2013

Astros 2-game at Texas .....July 3-4, 2018  
Astros 3-game at Texas .....Sept. 25-27, 2017  
Astros 4-game at Texas .....June 7-10, 2018  
Astros 2-game at Houston.....June 15-16, 2021  
Astros 3-game at Houston.....July 23-25, 2021  
Astros 4-game at Houston.....May 13-16, 2021



# KANSAS CITY ROYALS

Kauffman Stadium  
Opened 1973 (37,903)

## MATT QUATRARO

NAMED MANAGER 10/30/22, REPLACING MIKE MATHENY

RECORD WITH KC: 1<sup>ST</sup> SEASON

CAREER RECORD: 1<sup>ST</sup> SEASON

KC 2022 RECORD: 65-97

KC 2022 FINISH: 5<sup>TH</sup>, AL CENTRAL

### 2023 HEAD-TO-HEAD

April 10-12 ..... at TEX  
April 17-19 ..... at KC

### SERIES RECORDS

#### ALL-TIME SERIES

Texas leads 277-264-1

#### GAMES IN ARLINGTON

Texas leads 152-116

#### GAMES AT GLOBE LIFE FIELD

Texas leads 5-1

#### GAMES IN KANSAS CITY

Kansas City leads 148-125-1

#### GAMES AT KAUFFMAN STADIUM

Kansas City leads 143-121

#### LONGEST RANGERS WINNING STREAK

12, July 23, 2016-July 15, 2017

#### LONGEST ROYALS WINNING STREAK

9, 2x, last July 15, 2002-Aug. 28, 2003

### LAST SERIES SWEEPS

Rangers 2-game at Texas ..... June 5-6, 2018  
Rangers 2-game at Texas ..... Sept. 8-9, 1998  
Rangers 3-game at Texas ..... June 25-27, 2021  
Rangers 4-game at Texas ..... April 20-23, 2017  
Rangers 2-game at Kansas City ..... April 16-17, 1997  
Rangers 3-game at Kansas City ..... June 18-20, 2018  
Rangers 4-game at Kansas City ..... N/A

Royals 2-game at Texas ..... May 14-15, 2012  
Royals 3-game at Texas ..... July 11-13, 2003  
Royals 4-game at Texas ..... June 5-8, 1980  
Royals 2-game at Kansas City ..... Aug. 27-28, 1996  
Royals 3-game at Kansas City ..... Sept. 1-3, 2014  
Royals 4-game at Kansas City ..... July 25-27, 1975 (DH 25th)

FRONT OFFICE

COACHES

PLAYERS

2022 REVIEW

OPPONENTS

RECORDS

DEVELOPMENT

MEDIA



# LOS ANGELES ANGELS

Angel Stadium of Anaheim  
Opened 1966 (45,477)

## PHIL NEVIN

NAMED INTERIM MANAGER 6/7/22, REPLACING JOE MADDEN (INTERIM TAG REMOVED 10/5/22)

RECORD WITH LAA: 46-60

CAREER RECORD: 46-60

LAA 2022 RECORD: 74-88

LAA 2022 FINISH: 3<sup>RD</sup>, AL WEST

### 2023 HEAD-TO-HEAD

May 6-7 ..... at LAA  
June 12-15 ..... at TEX  
Aug. 14-16 ..... at TEX  
Sept. 25-27 ..... at LAA

### SERIES RECORDS

#### ALL-TIME SERIES

Los Angeles-AL leads 416-384

#### GAMES IN ARLINGTON

Texas leads 214-192

#### GAMES AT GLOBE LIFE FIELD

Texas leads 15-11

#### GAMES IN ANAHEIM

Los Angeles-AL leads 224-170

#### LONGEST RANGERS WINNING STREAK

7, 2x, last April 24-Aug. 7, 2013

#### LONGEST ANGELS WINNING STREAK

9, 2X, last June 20-Aug. 16, 2014

### LAST SERIES SWEEPS

Rangers 2-game at Texas ..... May 17-18, 2010  
Rangers 3-game at Texas ..... May 16-18 2022  
Rangers 4-game at Texas ..... Sept. 26-29, 2013  
Rangers 2-game at Los Angeles-AL ..... N/A  
Rangers 3-game at Los Angeles-AL ..... Aug. 5-7, 2013  
Rangers 4-game at Los Angeles-AL ..... N/A

Angels 2-game at Texas ..... April 14-15, 2008  
Angels 3-game at Texas ..... April 9-11, 2018  
Angels 4-game at Texas ..... July 10-13, 2014  
Angels 2-game at Los Angeles-AL ..... July 14-15, 1997  
Angels 3-game at Los Angeles-AL ..... Sept. 30-Oct. 1-2, 2022  
Angels 4-game at Los Angeles-AL ..... N/A



# MINNESOTA TWINS

Target Field  
Opened 2010 (38,544)

## ROCCO BALDELLI

NAMED MANAGER 10/25/18, REPLACING PAUL MOLITOR

RECORD WITH MIN: 288-258

CAREER RECORD: 288-258

MIN 2022 RECORD: 78-84

MIN 2022 FINISH: 3<sup>RD</sup>, AL CENTRAL

### 2023 HEAD-TO-HEAD

Aug. 24-27 ..... at MIN  
Sept. 1-3 ..... at TEX

### SERIES RECORDS

#### ALL-TIME SERIES

Series tied 282-282

#### GAMES IN ARLINGTON

Texas leads 153-132

#### GAMES AT GLOBE LIFE FIELD

Minnesota leads 4-2

#### GAMES IN MINNESOTA

Minnesota leads 150-129

#### GAMES AT TARGET FIELD

Minnesota leads 23-22

#### LONGEST RANGERS WINNING STREAK

13, Sept. 7, 1998-Sept. 15, 1999

#### LONGEST TWINS WINNING STREAK

7, 2X, Last July 5-Oct. 2, 1980

### LAST SERIES SWEEPS

Rangers 2-game at Texas ..... June 12-13, 1982  
Rangers 3-game at Texas ..... July 8-10, 2003  
Rangers 4-game at Texas ..... June 26-28, 1987 (DH 27th)  
Rangers 2-game at Minnesota ..... Sept. 14-15, 1999  
Rangers 3-game at Minnesota ..... April 13-15, 2012  
Rangers 4-game at Minnesota ..... April 22-25, 1999

Twins 2-game at Texas ..... May 25 & 27, 1988  
Twins 3-game at Texas ..... June 18-20, 2021  
Twins 4-game at Texas ..... Aug. 15-18, 2019  
Twins 2-game at Minnesota ..... Sept. 19-20, 1972  
Twins 3-game at Minnesota ..... Sept. 3-5, 2010  
Twins 4-game at Minnesota ..... N/A



# NEW YORK YANKEES

Yankee Stadium  
Opened 2009 (49,469)

## AARON BOONE

NAMED MANAGER 12/4/17, REPLACING JOE GIRARDI

RECORD WITH NYY: 427-281

CAREER RECORD: 427-281

NYY 2022 RECORD: 99-63

NYY 2022 FINISH: 1<sup>st</sup>, AL EAST

### 2023 HEAD-TO-HEAD

April 27-30 ..... at TEX  
June 23-25 ..... at NYY

### SERIES RECORDS

#### ALL-TIME SERIES

New York-AL leads 279-208

#### GAMES IN ARLINGTON

Series tied 120-120

#### GAMES AT GLOBE LIFE FIELD

New York-AL leads 5-3

#### GAMES IN NEW YORK

New York-AL leads 159-88

#### GAMES AT NEW YANKEE STADIUM

New York-AL leads 31-18

#### LONGEST RANGERS WINNING STREAK

7, April 20-Sept. 10, 1990

#### LONGEST YANKEES WINNING STREAK

8, 2X, Last July 24, 2006-May 9, 2007

### LAST SERIES SWEEPS

Rangers 2-game at Texas ..... April 28-29, 1987  
Rangers 3-game at Texas ..... Sept. 10-12, 2010  
Rangers 4-game at Texas ..... July 20-23, 1989  
Rangers 2-game at New York-AL ..... May 10-11, 1983  
Rangers 3-game at New York-AL ..... May 22-24, 2015  
Rangers 4-game at New York-AL ..... N/A

Yankees 2-game at Texas ..... May 5-6, 1998  
Yankees 3-game at Texas ..... May 1 & 3, 2007 (DH 3rd)  
Yankees 4-game at Texas ..... N/A  
Yankees 2-game at New York-AL ..... April 12-13, 2000  
Yankees 3-game at New York-AL ..... Sept. 20-22, 2021  
Yankees 4-game at New York-AL ..... Aug. 11-14, 2005

FRONT OFFICE

COACHES

PLAYERS

2022 REVIEW

OPPONENTS

RECORDS

DEVELOPMENT

MEDIA

209



# OAKLAND ATHLETICS

Oakland Coliseum  
Opened 1968 (49,847)

## MARK KOTSAV

NAMED MANAGER 12/21/21, REPLACING BOB MELVIN

RECORD WITH OAK: 60-102

CAREER RECORD: 60-102

OAK 2022 RECORD: 60-102

OAK 2022 FINISH: 5<sup>th</sup>, AL WEST

### 2023 HEAD-TO-HEAD

April 21-23 ..... at TEX  
May 11-14 ..... at OAK  
Aug. 7-9 ..... at OAK  
Sept. 8-10 ..... at TEX

### SERIES RECORDS

#### ALL-TIME SERIES

Oakland leads 403-396

#### GAMES IN ARLINGTON

Texas leads 210-191

#### GAMES AT GLOBE LIFE FIELD

Series tied 13-13

#### GAMES IN OAKLAND

Oakland leads 212-186

#### LONGEST RANGERS WINNING STREAK

13, July 6, 1977-May 18, 1978

#### LONGEST ATHLETICS WINNING STREAK

9, 2x, last June 26, 2003-April 6, 2004

### LAST SERIES SWEEPS

Rangers 2-game at Texas ..... June 5-6, 2018  
Rangers 3-game at Texas ..... May 12-14, 2017  
Rangers 4-game at Texas ..... July 7-10, 2011  
Rangers 2-game at Oakland ..... Sept. 23-24, 1997  
Rangers 3-game at Oakland ..... Sept. 22-24, 2015  
Rangers 4-game at Oakland ..... Sept. 23-25, 1977 (DH 25th)

Athletics 2-game at Texas ..... Sept. 16, 1975 (DH)  
Athletics 3-game at Texas ..... Sept. 13-15, 2019  
Athletics 4-game at Texas ..... July 23-26, 2018  
Athletics 2-game at Oakland ..... Oct. 2-3, 2001  
Athletics 3-game at Oakland ..... Aug. 6-8, 2021  
Athletics 4-game at Oakland ..... N/A



# SEATTLE MARINERS

T-Mobile Park  
Opened 1999 (47,378)

## SCOTT SERVAIS

NAMED MANAGER 10/26/15, REPLACING LLOYD MCLENDON

RECORD WITH SEA: 528-504

CAREER RECORD: 528-504

SEA 2022 RECORD: 90-72

SEA 2022 FINISH: 2<sup>nd</sup>, AL WEST

### 2023 HEAD-TO-HEAD

May 8-10 ..... at SEA  
June 2-4 ..... at TEX  
Sept. 22-24 ..... at TEX  
Sept. 28-30-Oct. 1 ..... at SEA

### SERIES RECORDS

#### ALL-TIME SERIES

Texas leads 366-356

#### GAMES IN ARLINGTON

Texas leads 191-170

#### GAMES AT GLOBE LIFE FIELD

Seattle leads 13-9

#### GAMES IN SEATTLE

Seattle leads 196-165

#### GAMES AT T-MOBILE PARK

Seattle leads 124-96

#### LONGEST RANGERS WINNING STREAK

10, May 27-Oct. 1, 1978

#### LONGEST MARINERS WINNING STREAK

9, June 5-Aug. 12, 2022

### LAST SERIES SWEEPS

Rangers 2-game at Texas ..... N/A  
Rangers 3-game at Texas ..... May 20-22, 2019  
Rangers 4-game at Texas ..... July 23-25 (DH, 24th), 2007  
Rangers 2-game at Seattle ..... May 4-5, 2009  
Rangers 3-game at Seattle ..... Sept. 19-21, 2017  
Rangers 4-game at Seattle ..... July 14-17, 2011

Mariners 2-game at Texas ..... July 17-18, 2002  
Mariners 3-game at Texas ..... Aug. 17-19, 2021  
Mariners 4-game at Texas ..... July 14-17, 2022  
Mariners 2-game at Seattle ..... July 13-14, 1998  
Mariners 3-game at Seattle ..... July 25-27, 2022  
Mariners 4-game at Seattle ..... May 27-30, 2021



# TAMPA BAY RAYS

Tropicana Field  
Opened 1998 (31,042)

## KEVIN CASH

NAMED MANAGER 12/5/14, REPLACING JOE MADDON

RECORD WITH TB: 640-554

CAREER RECORD: 640-554

TB 2022 RECORD: 86-76

TB 2022 FINISH: 3<sup>rd</sup>, AL EAST

### 2022 HEAD-TO-HEAD

June 9-11.....at TB  
July 17-19.....at TEX

### SERIES RECORDS

#### ALL-TIME SERIES

Texas leads 105-94

#### GAMES IN ARLINGTON

Texas leads 59-43

#### GAMES AT GLOBE LIFE FIELD

Tampa Bay leads 4-3

#### GAMES IN TAMPA BAY

Tampa Bay leads 51-46\*

#### LONGEST RANGERS WINNING STREAK

7, May 19-July 25, 1999

#### LONGEST RAYS WINNING STREAK

4, 3X, last April 18-Sept. 19, 2018

### LAST SERIES SWEEPS

Rangers 2-game at Texas .....N/A  
Rangers 3-game at Texas .....Aug. 14-16, 2015  
Rangers 4-game at Texas .....N/A  
Rangers 2-game at Tampa Bay.....May 1-2, 2006  
Rangers 3-game at Tampa Bay.....July 21-23, 2017  
Rangers 4-game at Tampa Bay.....N/A

Rays 2-game at Texas.....N/A  
Rays 3-game at Texas.....Sept. 17-19, 2018  
Rays 4-game at Texas.....N/A  
Rays 2-game at Tampa Bay .....N/A  
Rays 3-game at Tampa Bay .....Aug. 16-18, 2010  
Rays 4-game at Tampa Bay .....N/A

\*Does not include 3-G series vs. HOU in Tampa Bay from Aug. 29-31, 2017 that was relocated from Houston due to Hurricane Harvey. Rangers won series, 2-1.



# TORONTO BLUE JAYS

Rogers Centre  
Opened 1989 (49,286)

## JOHN SCHNEIDER

NAMED INTERIM MANAGER 7/15/22, REPLACING CHARLIE MONTYOY (INTERIM TAG REMOVED 10/21/22)

RECORD WITH TOR: 46-28

CAREER RECORD: 46-28

TOR 2022 RECORD: 92-70

TOR 2022 FINISH: 2<sup>nd</sup>, AL EAST

### 2022 HEAD-TO-HEAD

June 16-18.....at TEX  
Sept. 11-14.....at TOR

### SERIES RECORDS

#### ALL-TIME SERIES

Toronto leads 226-216

#### GAMES IN ARLINGTON

Texas leads 127-98

#### GAMES AT GLOBE LIFE FIELD

Series tied 3-3

#### GAMES IN TORONTO

Toronto leads 128-89

#### GAMES AT ROGERS CENTRE

Toronto leads 78-65

#### LONGEST RANGERS WINNING STREAK

10, April 24, 2002-April 30, 2003

#### LONGEST BLUE JAYS WINNING STREAK

9, Aug. 10, 1986-May 9, 1987

### LAST SERIES SWEEPS

Rangers 2-game at Texas .....Aug. 4-5, 1998  
Rangers 3-game at Texas .....May 25-27, 2012  
Rangers 4-game at Texas .....N/A  
Rangers 2-game at Toronto.....April 16-17, 2008  
Rangers 3-game at Toronto.....April 30-May 2, 2002  
Rangers 4-game at Toronto.....July 8-11, 1993

Blue Jays 2-game at Texas .....June 22 & 24, 1992  
Blue Jays 3-game at Texas .....April 11-13, 2008  
Blue Jays 4-game at Texas .....June 13-16, 2013  
Blue Jays 2-game at Toronto.....April 24-25, 2001  
Blue Jays 3-game at Toronto.....July 16-18, 2021\*  
Blue Jays 4-game at Toronto.....July 21-24, 1994

\*Series held at Sahlen Field in Buffalo, NY.

FRONT OFFICE

COACHES

PLAYERS

2022 REVIEW

OPPONENTS

RECORDS

DEVELOPMENT

MEDIA



# ARIZONA DIAMONDBACKS

Chase Field  
Opened 1998 (48,405)

## TORY LUVULLO

NAMED MANAGER 11/4/16, REPLACING CHIP HALE

RECORD WITH ARI: 411-459

CAREER RECORD: 411-459

ARI 2022 RECORD: 74-88

ARI 2022 FINISH: 4TH, NL WEST

### 2023 HEAD-TO-HEAD

May 2-3.....at TEX  
Aug. 21-22.....at ARI

### SERIES RECORDS

#### ALL-TIME SERIES

Texas leads 27-22

#### GAMES IN ARLINGTON

Texas leads 15-11

#### GAMES AT GLOBE LIFE PARK

Series tied 2-2

#### GAMES IN ARIZONA

Texas leads 12-11

#### LONGEST RANGERS WINNING STREAK

4, 2x, last June 24, 2009-June 13, 2012

#### LONGEST DIAMONDBACKS WINNING STREAK

3, 3x, last July 16, 2019-July 28, 2020

### LAST SERIES SWEEPS

Rangers 2-game at Texas .....N/A  
Rangers 3-game at Texas ..... June 16-18, 2006  
Rangers 2-game at Arizona..... Sept. 7-8, 2021  
Rangers 3-game at Arizona.....N/A

Diamondbacks 2-game at Texas ..... July 16-17, 2019  
Diamondbacks 3-game at Texas .....N/A  
Diamondbacks 2-game at Arizona..... Sept. 22-23, 2020  
Diamondbacks 3-game at Arizona.....N/A



# ATLANTA BRAVES

Truist Park  
Opened 2017 (41,184)

## BRIAN SNITKER

NAMED INTERIM MANAGER 5/17/16, REPLACING FREDI GONZALEZ (INTERIM TAG REMOVED 10/11/16)

RECORD WITH ATL: 542-451

CAREER RECORD: 542-451

ATL 2022 RECORD: 101-61

ATL 2022 FINISH: 1<sup>st</sup>, NL EAST

### 2023 HEAD-TO-HEAD

May 15-17.....at TEX

### SERIES RECORDS

#### ALL-TIME SERIES

Texas leads 13-11

#### GAMES IN ARLINGTON

Texas leads 9-6

#### GAMES AT GLOBE LIFE PARK

Texas leads 2-1

#### GAMES IN ATLANTA

Atlanta leads 5-4

#### GAMES AT TRUIST PARK

Atlanta leads 2-1

#### LONGEST RANGERS WINNING STREAK

5, Sept. 12, 2014-Sept. 6, 2017

#### LONGEST BRAVES WINNING STREAK

6, June 7, 2002-June 5, 2003

### LAST SERIES SWEEPS

Rangers 2-game at Texas .....N/A  
Rangers 3-game at Texas ..... Sept. 12-14, 2014  
Rangers 2-game at Atlanta.....N/A  
Rangers 3-game at Atlanta.....N/A

Braves 2-game at Texas .....N/A  
Braves 3-game at Texas ..... June 7-9, 2002  
Braves 2-game at Atlanta.....N/A  
Braves 3-game at Atlanta ..... June 3-5, 2003



# CHICAGO CUBS

Wrigley Field  
Opened 1914 (41,649)

## DAVID ROSS

NAMED MANAGER 10/24/19, REPLACING JOE MADDON

RECORD WITH CHC: 179-205

CAREER RECORD: 179-205

CHC 2022 RECORD: 74-88

CHC 2022 FINISH: 3<sup>rd</sup>, NL CENTRAL

### 2023 HEAD-TO-HEAD

April 7-9 .....at CHC

### SERIES RECORDS

#### ALL-TIME SERIES

Series tied 9-9

#### GAMES IN ARLINGTON

Texas leads 5-4

#### GAMES AT GLOBE LIFE PARK

N/A

#### GAMES IN CHICAGO

Chicago-NL leads 5-4

#### LONGEST RANGERS WINNING STREAK

3, June 20, 2007-May 21, 2010

#### LONGEST CUBS WINNING STREAK

4, April 18, 2013-July 16, 2016

### LAST SERIES SWEEPS

Rangers 2-game at Texas .....N/A  
Rangers 3-game at Texas .....N/A  
Rangers 2-game at Chicago-NL.....N/A  
Rangers 3-game at Chicago-NL.....N/A

Cubs 2-game at Texas .....N/A  
Cubs 3-game at Texas .....N/A  
Cubs 2-game at Chicago-NL.....N/A  
Cubs 3-game at Chicago-NL.....N/A



# CINCINNATI REDS

Great American Ball Park  
Opened 2003 (42,271)

## DAVID BELL

NAMED MANAGER 10/21/18, REPLACING JIM RIGGLEMAN

RECORD WITH CIN: 251-295

CAREER RECORD: 251-295

CIN 2022 RECORD: 62-100

CIN 2022 FINISH: 5<sup>th</sup>, NL CENTRAL

### 2023 HEAD-TO-HEAD

April 24-26 .....at CIN

### SERIES RECORDS

#### ALL-TIME SERIES

Texas leads 10-9

#### GAMES IN ARLINGTON

Texas leads 5-3

#### GAMES IN CINCINNATI

Cincinnati leads 6-5

#### LONGEST RANGERS WINNING STREAK

3, Aug. 24, 2016-June 15, 2019

#### LONGEST REDS WINNING STREAK

3, June 15, 2004-June 17, 2004

### LAST SERIES SWEEPS

Rangers 2-game at Texas .....N/A

Rangers 3-game at Texas .....N/A

Rangers 2-game at Cincinnati.....N/A

Rangers 3-game at Cincinnati.....N/A

Reds 2-game at Texas.....N/A

Reds 3-game at Texas.....N/A

Reds 2-game at Cincinnati.....N/A

Reds 3-game at Cincinnati..... June 15-17, 2004

FRONT OFFICE

COACHES

PLAYERS

2022 REVIEW

OPPONENTS

RECORDS

DEVELOPMENT

MEDIA



# COLORADO ROCKIES

Coors Field  
Opened 1995 (46,897)

## BUD BLACK

NAMED MANAGER 11/6/16, REPLACING WALT WEISS

RECORD WITH COL: 417-453

CAREER RECORD: 1,066-1,166

COL 2022 RECORD: 68-94

COL 2022 FINISH: 5<sup>th</sup>, NL WEST

### 2023 HEAD-TO-HEAD

May 19-21 .....at TEX

### SERIES RECORDS

#### ALL-TIME SERIES

Colorado leads 27-25

#### GAMES IN ARLINGTON

Texas leads 14-12

#### GAMES AT GLOBE LIFE FIELD

Colorado leads 5-3

#### GAMES IN COLORADO

Colorado leads 15-11

#### LONGEST RANGERS WINNING STREAK

5, July 21, 2015-Aug. 10, 2016

#### LONGEST ROCKIES WINNING STREAK

5, June 12, 1999-June 11, 2000

### LAST SERIES SWEEPS

Rangers 2-game at Texas .....July 2-3, 1997

Rangers 3-game at Texas .....N/A

Rangers 2-game at Colorado.....Aug. 8-9, 2016

Rangers 3-game at Colorado.....N/A

Rockies 2-game at Texas .....April 11-12, 2022

Rockies 3-game at Texas .....N/A

Rockies 2-game at Colorado.....May 5-6, 2014

Rockies 3-game at Colorado.....June 1-3, 2021



# LOS ANGELES DODGERS

Dodger Stadium  
Opened 1962 (56,000)

## DAVE ROBERTS

NAMED MANAGER 11/23/15, REPLACING DON MATTINGLY

RECORD WITH LAD: 653-381

CAREER RECORD: 653-381

LAD 2022 RECORD: 111-51

LAD 2022 FINISH: 1<sup>st</sup>, NL WEST

### 2023 HEAD-TO-HEAD

July 21-23 .....at TEX

### SERIES RECORDS

#### ALL-TIME SERIES

Los Angeles-NL leads 20-13

#### GAMES IN ARLINGTON

Los Angeles-NL leads 11-7

#### GAMES AT GLOBE LIFE FIELD

Los Angeles-NL leads 2-1

#### GAMES IN LOS ANGELES

Los Angeles-NL leads 9-6

#### LONGEST RANGERS WINNING STREAK

3, June 15-17, 2015

#### LONGEST DODGERS WINNING STREAK

5, June 18, 2015-Aug. 29, 2018

### LAST SERIES SWEEPS

Rangers 2-game at Texas .....Sept. 2-3, 1997

Rangers 3-game at Texas .....N/A

Rangers 2-game at Los Angeles.....N/A

Rangers 3-game at Los Angeles.....N/A

Dodgers 2-game at Texas .....Aug. 28-29, 2018

Dodgers 3-game at Texas .....June 30-July 1-2, 1998

Dodgers 2-game at Los Angeles.....June 12-13, 2018

Dodgers 3-game at Los Angeles.....N/A





# MIAMI MARLINS

loanDepot Park  
Opened 2012 (37,446)

## SKIP SCHUMAKER

NAMED MANAGER 10/25/22, REPLACING DON MATTINGLY

RECORD WITH MIA: 1ST SEASON

CAREER RECORD: 1ST SEASON

MIA 2022 RECORD: 69-93

MIA 2022 FINISH: 4<sup>th</sup>, NL EAST

### 2023 HEAD-TO-HEAD

Aug. 4-6 .....at TEX

### SERIES RECORDS

#### ALL-TIME SERIES

Texas leads 14-11

#### GAMES IN ARLINGTON

Miami leads 7-4

#### GAMES IN MIAMI

Texas leads 10-4

#### GAMES AT LOANDEPOT PARK

Texas leads 3-2

#### LONGEST RANGERS WINNING STREAK

5, June 12, 2005-July 1, 2011

#### LONGEST MARLINS WINNING STREAK

3, July 2, 2011-June 10, 2014

### LAST SERIES SWEEPS

Rangers 2-game at Texas .....N/A  
Rangers 3-game at Texas .....N/A  
Rangers 2-game at Miami .....N/A  
Rangers 3-game at Miami ..... June 15-17, 2010

Marlins 2-game at Texas .....N/A  
Marlins 3-game at Texas .....N/A  
Marlins 2-game at Miami .....N/A  
Marlins 3-game at Miami .....N/A



# MILWAUKEE BREWERS

American Family Field  
Opened 2001 (41,900)

## CRAIG COUNSELL

NAMED MANAGER 5/4/15, REPLACING RON ROENICKE

RECORD WITH MIL: 615-555

CAREER RECORD: 615-555

MIL 2022 RECORD: 86-76

MIL 2022 FINISH: 2<sup>nd</sup>, NL CENTRAL

### 2023 HEAD-TO-HEAD

Aug. 18-20 .....at TEX

### SERIES RECORDS

#### ALL-TIME SERIES

Milwaukee leads 170-143

#### GAMES IN ARLINGTON

Milwaukee leads 90-64

#### GAMES IN MILWAUKEE

Milwaukee leads 80-79

#### GAMES AT AMERICAN FAMILY FIELD

Series tied 4-4

#### LONGEST RANGERS WINNING STREAK

6, June 4-Aug. 24, 1972

#### LONGEST BREWERS WINNING STREAK

10, July 8, 1976-May 28, 1977

### LAST SERIES SWEEPS

Rangers 2-game at Texas .....July 19-20, 1993  
Rangers 3-game at Texas ..... June 12-14, 1972  
Rangers 2-game at Milwaukee ..... May 9-10, 1978  
Rangers 3-game at Milwaukee .....Sept. 6-8, 1996

Brewers 2-game at Texas .....April 8-10, 1991  
Brewers 3-game at Texas .....April 10-12, 1987  
Brewers 2-game at Milwaukee ..... May 4-5, 1988  
Brewers 3-game at Milwaukee .....April 17-19, 1987



# NEW YORK METS

Citi Field  
Opened 2009 (41,922)

## BUCK SHOWALTER

NAMED MANAGER 12/20/21, REPLACING LUIS ROJAS

RECORD WITH NYM: 101-61

CAREER RECORD: 1,652-1,578

NYM 2022 RECORD: 101-61

NYM 2022 FINISH: 2<sup>nd</sup>, NL EAST

### 2023 HEAD-TO-HEAD

Aug. 28-30 .....at NYM

### SERIES RECORDS

#### ALL-TIME SERIES

New York-NL leads 12-7

#### GAMES IN ARLINGTON

New York-NL leads 5-3

#### GAMES IN NEW YORK-NL

New York-NL leads 7-4

#### GAMES AT CITI FIELD

New York-NL leads 5-3

#### LONGEST RANGERS WINNING STREAK

1, 6x, last Aug. 9, 2017

#### LONGEST METS WINNING STREAK

3, 2x, last June 25, 2011-July 4, 2014

### LAST SERIES SWEEPS

Rangers 2-game at Texas .....N/A  
Rangers 3-game at Texas .....N/A  
Rangers 2-game at New York-NL .....N/A  
Rangers 3-game at New York-NL .....N/A

Mets 2-game at Texas .....N/A  
Mets 3-game at Texas .....N/A  
Mets 2-game at New York-NL .....N/A  
Mets 3-game at New York-NL .....N/A

FRONT OFFICE

COACHES

PLAYERS

2022 REVIEW

OPPONENTS

RECORDS

DEVELOPMENT

MEDIA



# PHILADELPHIA PHILLIES

Citizen's Bank Park  
Opened 2004 (42,792)

## ROB THOMSON

NAMED INTERIM MANAGER 6/3/22, REPLACING GABE KAPLER (INTERIM TAG REMOVED 10/10/22)

RECORD WITH PHI: 65-46

CAREER RECORD: 65-46

PHI 2022 RECORD: 87-75

PHI 2022 FINISH: 3<sup>RD</sup>, NL EAST

### 2023 HEAD-TO-HEAD

March 30-April 1-2 ..... at TEX

### SERIES RECORDS

#### ALL-TIME SERIES

Texas leads 12-7

#### GAMES IN ARLINGTON

Texas Leads 9-2

#### GAMES AT GLOBE LIFE FIELD

Texas leads 2-0

#### GAMES IN PHILADELPHIA

Philadelphia leads 5-3

#### LONGEST RANGERS WINNING STREAK

9, April 1, 2014-June 22, 2022

#### LONGEST PHILLIES WINNING STREAK

3, June 7-9, 2005

### LAST SERIES SWEEPS

Rangers 2-game at Texas ..... June 21-22, 2022  
Rangers 3-game at Texas ..... May 16-18, 2017  
Rangers 2-game at Philadelphia ..... May 3-4, 2022  
Rangers 3-game at Philadelphia ..... N/A

Phillies 2-game at Texas ..... N/A  
Phillies 3-game at Texas ..... N/A  
Phillies 2-game at Philadelphia ..... N/A  
Phillies 3-game at Philadelphia ..... June 7-9, 2005

FRONT OFFICE

COACHES

PLAYERS

2022 REVIEW

OPPONENTS

RECORDS

DEVELOPMENT

MEDIA



# PITTSBURGH PIRATES

PNC Park  
Opened 2001 (38,747)

## DEREK SHELTON

NAMED MANAGER 11/27/19, REPLACING CLINT HURDLE

RECORD WITH PIT: 142-242

CAREER RECORD: 142-242

PIT 2022 RECORD: 62-100

PIT 2022 FINISH: 4<sup>TH</sup>, NL CENTRAL

### 2023 HEAD-TO-HEAD

May 22-24 ..... at PIT

### SERIES RECORDS

#### ALL-TIME SERIES

Texas leads 13-9

#### GAMES IN ARLINGTON

Texas Leads 8-6

#### GAMES IN PITTSBURGH

Texas leads 5-3

#### LONGEST RANGERS WINNING STREAK

6, June 21, 2002-June 10, 2004

#### LONGEST PIRATES WINNING STREAK

4, Sept. 9, 2013-May 27, 2016

### LAST SERIES SWEEPS

Rangers 2-game at Texas ..... N/A  
Rangers 3-game at Texas ..... June 22-24, 2010  
Rangers 2-game at Pittsburgh ..... N/A  
Rangers 3-game at Pittsburgh ..... June 21-23, 2002

Pirates 2-game at Texas ..... April 30-May 1, 2019  
Pirates 3-game at Texas ..... Sept. 9-11, 2013  
Pirates 2-game at Pittsburgh ..... N/A  
Pirates 3-game at Pittsburgh ..... N/A



# SAN DIEGO PADRES

Petco Park  
Opened 2004 (42,445)

## BOB MELVIN

NAMED MANAGER 11/3/21, REPLACING JAYCE TINGLER

RECORD WITH SD: 89-73

CAREER RECORD: 1,435-1,345

SD 2022 RECORD: 89-73

SD 2022 FINISH: 2<sup>ND</sup>, NL WEST

### 2023 HEAD-TO-HEAD

July 28-30 ..... at SD

### SERIES RECORDS

#### ALL-TIME SERIES

San Diego leads 25-23

#### GAMES IN ARLINGTON

San Diego Leads 14-13

#### GAMES AT GLOBE LIFE FIELD

San Diego Leads 5-0

#### GAMES IN SAN DIEGO

San Diego leads 11-10

#### GAMES AT PETCO PARK

Texas leads 8-5

#### LONGEST RANGERS WINNING STREAK

4, 2x, last May 9, 2017-Aug. 25, 2018

#### LONGEST PADRES WINNING STREAK

8, Sept. 16, 2018-April 11, 2021

### LAST SERIES SWEEPS

Rangers 2-game at Texas ..... N/A  
Rangers 3-game at Texas ..... N/A  
Rangers 2-game at San Diego ..... June 14-15, 1997  
Rangers 3-game at San Diego ..... June 18-20, 2012

Padres 2-game at Texas ..... Aug. 17-18, 2020  
Padres 3-game at Texas ..... April 9-11, 2021  
Padres 2-game at San Diego ..... Aug. 19-20, 2020  
Padres 3-game at San Diego ..... N/A



# SAN FRANCISCO GIANTS

Oracle Park  
Opened 2000 (41,380)

## GABE KAPLER

NAMED MANAGER 11/12/19, REPLACING BRUCE BOCHY

RECORD WITH SF: 217-167

CAREER RECORD: 378-330

SF 2022 RECORD: 81-81

SF 2022 FINISH: 3<sup>RD</sup>, NL WEST

### 2023 HEAD-TO-HEAD

Aug. 11-13 ..... at SF

### SERIES RECORDS

#### ALL-TIME SERIES

San Francisco leads 24-14

#### GAMES IN ARLINGTON

Texas leads 8-5

#### GAMES AT GLOBE LIFE FIELD

Series tied 1-1

#### GAMES IN SAN FRANCISCO

San Francisco leads 19-6

#### GAMES AT ORACLE PARK

San Francisco leads 16-4

#### LONGEST RANGERS WINNING STREAK

3, July 18, 1999-July 20, 1999

#### LONGEST GIANTS WINNING STREAK

7, July 17, 2001-June 21, 2009

### LAST SERIES SWEEPS

Rangers 2-game at Texas .....N/A  
Rangers 3-game at Texas .....July 18-20, 1999  
Rangers 2-game at San Francisco .....N/A  
Rangers 3-game at San Francisco .....N/A

Giants 2-game at Texas .....N/A  
Giants 3-game at Texas .....N/A  
Giants 2-game at San Francisco .....May 10-11, 2021  
Giants 3-game at San Francisco .....June 19-21, 2009

FRONT OFFICE

COACHES

PLAYERS

2022 REVIEW

OPPONENTS

RECORDS

DEVELOPMENT

MEDIA



# ST. LOUIS CARDINALS

Busch Stadium  
Opened 2006 (45,538)

## OLIVER MARMOL

NAMED MANAGER 10/25/21, REPLACING MIKE SCHILDT

RECORD WITH STL: 93-69

CAREER RECORD: 93-69

STL 2022 RECORD: 93-69

STL 2022 FINISH: 1<sup>ST</sup>, NL CENTRAL

### 2023 HEAD-TO-HEAD

July 5-7 ..... at TEX

### SERIES RECORDS

#### ALL-TIME SERIES

Texas leads 9-3

#### GAMES IN ARLINGTON

Series tied 3-3

#### GAMES IN ST. LOUIS

Texas leads 6-0

#### LONGEST RANGERS WINNING STREAK

7, June 21, 2013-May 17, 2019

#### LONGEST CARDINALS WINNING STREAK

1, 3x, last May 18, 2019

### LAST SERIES SWEEPS

Rangers 2-game at Texas .....N/A  
Rangers 3-game at Texas .....N/A  
Rangers 2-game at St. Louis .....N/A  
Rangers 3-game at St. Louis .....June 17-19, 2016

Cardinals 2-game at Texas .....N/A  
Cardinals 3-game at Texas .....N/A  
Cardinals 2-game at St. Louis .....N/A  
Cardinals 3-game at St. Louis .....N/A



# WASHINGTON NATIONALS

Nationals Park  
Opened 2008 (41,380)

## DAVE MARTINEZ

NAMED MANAGER 10/29/17, REPLACING DUSTY BAKER

RECORD WITH WAS: 321-387

CAREER RECORD: 321-387

WAS 2022 RECORD: 55-107

WAS 2022 FINISH: 5<sup>TH</sup>, NL EAST

### 2022 HEAD-TO-HEAD

July 7-9 ..... at WAS

### SERIES RECORDS

#### ALL-TIME SERIES

Series tied 9-9

#### GAMES IN ARLINGTON

Series tied 3-3

#### GAMES AT GLOBE LIFE FIELD

Washington leads 2-1

#### GAMES IN WASHINGTON/MONTREAL

Series Tied 6-6

#### GAMES AT NATIONALS PARK

Texas leads 6-3

#### LONGEST RANGERS WINNING STREAK

4, June 1, 2014-June 11, 2017

#### LONGEST NATIONALS/EXPOS WINNING STREAK

3, June 6-8, 2003

### LAST SERIES SWEEPS

Rangers 2-game at Texas .....N/A  
Rangers 3-game at Texas .....N/A  
Rangers 2-game at Wash./Mon. ....N/A  
Rangers 3-game at Wash./Mon. ....June 9-11, 2017

Nationals/Expos 2-game at Texas .....N/A  
Nationals/Expos 3-game at Texas .....N/A  
Nationals/Expos 2-game at Wash./Mon. ....N/A  
Nationals/Expos 3-game at Wash./Mon. ....June 6-8, 2003

# NATIONAL LEAGUE SERIES HISTORY

FRONT OFFICE

COACHES

PLAYERS

2022 REVIEW

OPPONENTS

RECORDS

DEVELOPMENT

MEDIA

## ARIZONA DIAMONDBACKS

YEAR	HOME	ROAD	TOTALS
1998	1-1	2-0	3-1
1999	2-1	1-2	3-3
2000	2-1	2-1	4-2
2006	3-0	---	3-0
2009	---	2-1	2-1
2012	2-1	---	2-1
2013	2-0	0-2	2-2
2015	0-2	1-1	1-3
2018	1-1	1-1	2-2
2019	0-2	1-1	1-3
2020	1-1	0-2	1-3
2021	1-1	2-0	3-1
<b>TOTALS</b>	<b>15-11</b>	<b>12-11</b>	<b>27-22</b>

## ATLANTA BRAVES

YEAR	HOME	ROAD	TOTALS
2002	0-3	---	0-3
2003	---	0-3	0-3
2005	2-1	---	2-1
2008	2-1	---	2-1
2011	---	2-1	2-1
2014	3-0	---	3-0
2017	---	2-1	2-1
2022	2-1	---	2-1
<b>TOTALS</b>	<b>9-6</b>	<b>4-5</b>	<b>13-11</b>

## CHICAGO CUBS

YEAR	HOME	ROAD	TOTALS
2002	---	2-1	2-1
2007	2-1	---	2-1
2010	1-2	---	1-2
2013	---	1-2	1-2
2016	---	1-2	1-2
2019	2-1	---	2-1
<b>TOTALS</b>	<b>5-4</b>	<b>4-5</b>	<b>9-9</b>

## CINCINNATI REDS

YEAR	HOME	ROAD	TOTALS
2002	2-1	---	2-1
2004	---	0-3	0-3
2007	---	2-1	2-1
2013	2-1	---	2-1
2016	1-1	1-1	2-2
2019	---	2-1	2-1
<b>TOTALS</b>	<b>5-3</b>	<b>5-6</b>	<b>10-9</b>

## COLORADO ROCKIES

YEAR	HOME	ROAD	TOTALS
1997	2-0	1-1	3-1
1998	---	2-1	2-1
1999	1-2	---	1-2
2000	---	0-3	0-3
2001	2-1	---	2-1
2006	---	1-2	1-2
2012	2-1	---	2-1
2014	1-1	0-2	1-3
2015	---	2-1	2-1
2016	1-1	2-0	3-1
2018	2-1	---	2-1
2020	1-2	2-1	3-3
2021	2-1	0-3	2-4
2022	0-2	1-1	1-3
<b>TOTALS</b>	<b>14-12</b>	<b>11-15</b>	<b>25-27</b>

## LOS ANGELES DODGERS

YEAR	HOME	ROAD	TOTALS
1997	2-0	1-1	3-1
1998	0-3	---	0-3
1999	---	2-1	2-1
2000	1-2	---	1-2
2001	---	1-2	1-2
2009	1-2	---	1-2
2015	2-0	1-1	3-1
2018	0-2	0-2	0-4
2020	1-2	---	1-2
2021	---	1-2	1-2
<b>TOTALS</b>	<b>7-11</b>	<b>6-9</b>	<b>13-20</b>

## MIAMI MARLINS

YEAR	HOME	ROAD	TOTALS
2003	1-2	---	1-2
2004	---	3-0	3-0
2005	---	1-2	1-2
2010	---	3-0	3-0
2011	1-2	---	1-2
2014	1-1	1-1	2-2
2017	1-2	---	1-2
2022	---	2-1	2-1
<b>TOTALS</b>	<b>4-7</b>	<b>10-4</b>	<b>14-11</b>

## MILWAUKEE BREWERS

Texas and Milwaukee played for 26 seasons before the Brewers moved to the National League following the 1997 season...The franchises had met each year since the Washington Senators faced the Seattle Pilots in 1969.

YEAR	HOME	ROAD	TOTALS
1972	4-2	3-3	7-5
1973	2-4	2-4	4-8
1974	2-4	3-3	5-7
1975	2-4	4-2	6-6
1976	1-5	1-5	2-10
1977	3-2	2-3	5-5
1978	1-4	3-2	4-6
1979	1-5	2-4	3-9
1980	4-2	3-3	7-5
1981	2-1	3-3	5-4
1982	1-5	4-2	5-7
1983	2-4	2-4	4-8
1984	4-1	2-4	6-5
1985	0-5	3-3	3-8
1986	3-3	5-1	8-4
1987	1-5	2-4	3-9
1988	2-4	2-4	4-8
1989	3-3	4-2	7-5
1990	3-3	4-2	7-5
1991	1-5	4-2	5-7
1992	3-3	2-4	5-7
1993	4-2	4-2	8-4
1994	1-2	2-1	3-3
1995	4-2	3-3	7-5
1996	3-4	4-2	7-6
1997	2-3	2-4	4-7
2007	2-1	---	2-1
2010	---	2-1	2-1
2013	1-1	1-1	2-2
2016	2-1	---	2-1
2019	---	1-2	1-2
<b>TOTALS</b>	<b>64-90</b>	<b>79-80</b>	<b>143-170</b>

## NEW YORK METS

YEAR	HOME	ROAD	TOTALS
2003	1-2	---	1-2
2008	---	1-2	1-2
2011	1-2	---	1-2
2014	---	1-2	1-2
2017	1-1	1-1	2-2
2022	---	1-2	1-2
<b>TOTALS</b>	<b>3-5</b>	<b>4-7</b>	<b>7-12</b>

## PHILADELPHIA PHILLIES

YEAR	HOME	ROAD	TOTALS
2005	---	0-3	0-3
2008	2-1	---	2-1
2011	---	1-2	1-2
2014	2-1	---	2-1
2017	3-0	---	3-0
2022	2-0	2-0	4-0
<b>TOTALS</b>	<b>9-2</b>	<b>3-5</b>	<b>12-7</b>

## PITTSBURGH PIRATES

YEAR	HOME	ROAD	TOTALS
2002	---	3-0	3-0
2004	3-0	---	3-0
2007	---	1-2	1-2
2010	3-0	---	3-0
2013	0-3	---	0-3
2016	2-1	---	2-1
2019	0-2	1-1	1-3
<b>TOTALS</b>	<b>8-6</b>	<b>5-3</b>	<b>13-9</b>

## ST. LOUIS CARDINALS

YEAR	HOME	ROAD	TOTALS
2004	1-2	---	1-2
2013	---	3-0	3-0
2016	---	3-0	3-0
2019	2-1	---	2-1
<b>TOTALS</b>	<b>3-3</b>	<b>6-0</b>	<b>9-3</b>

## SAN DIEGO PADRES

YEAR	HOME	ROAD	TOTALS
1997	2-0	0-2	2-2
1998	2-1	---	2-1
1999	---	1-2	1-2
2000	2-1	---	2-1
2001	---	1-2	1-2
2006	1-2	---	1-2
2009	1-2	---	1-2
2012	---	3-0	3-0
2015	1-2	2-1	3-3
2017	2-0	1-1	3-1
2018	2-1	2-1	4-2
2020	0-2	0-2	0-4
2021	0-3	---	0-3
<b>TOTALS</b>	<b>13-14</b>	<b>10-11</b>	<b>23-25</b>

## SAN FRANCISCO GIANTS

YEAR	HOME	ROAD	TOTALS
1997	1-1	1-1	2-2
1998	---	1-2	1-2
1999	3-0	---	3-0
2000	---	0-3	0-3
2001	1-2	---	1-2
2006	---	0-3	0-3
2009	---	0-3	0-3
2012	---	2-1	2-1
2015	2-1	---	2-1
2018	0-0	1-2	1-2
2020	---	1-2	1-2
2021	1-1	0-2	1-3
<b>TOTALS</b>	<b>8-5</b>	<b>6-19</b>	<b>14-24</b>

## WASHINGTON NATIONALS/ MONTREAL EXPOS

YEAR	HOME	ROAD	TOTALS
2003	---	0-3	0-3
2005	2-1	---	2-1
2008	---	2-1	2-1
2014	---	1-2	1-2
2017	---	3-0	3-0
2022	1-2	---	1-2
<b>TOTALS</b>	<b>3-3</b>	<b>6-6</b>	<b>9-9</b>

# AMERICAN LEAGUE SERIES HISTORY

## BALTIMORE ORIOLES

YEAR	HOME	ROAD	TOTALS
1972	1-5	5-1	6-6
1973	1-5	1-5	2-10
1974	4-2	4-2	8-4
1975	2-4	3-3	5-7
1976	0-6	4-2	4-8
1977	1-4	5-0	6-4
1978	1-4	3-3	4-7
1979	5-1	1-5	6-6
1980	2-4	4-2	6-6
1981	1-2	0-0	1-2
1982	1-5	2-4	3-9
1983	2-4	1-5	3-9
1984	1-5	2-4	3-9
1985	2-4	0-6	2-10
1986	4-2	3-3	7-5
1987	3-3	2-4	5-7
1988	4-2	2-4	6-6
1989	2-4	1-5	3-9
1990	2-4	2-4	4-8
1991	2-4	1-5	3-9
1992	1-5	4-2	5-7
1993	4-4	2-4	8-4
1994	1-2	2-1	3-3
1995	0-2	1-2	1-4
1996	5-1	5-2-1	10-3-1
1997	1-5	0-5	1-10
1998	2-3	3-3	5-6
1999	3-3	3-3	6-6
2000	5-1	1-5	6-6
2001	4-0	3-2	7-2
2002	4-2	2-1	6-3
2003	1-2	1-5	2-7
2004	2-1	0-4	2-5
2005	3-3	3-1	6-4
2006	4-1	2-2	6-3
2007	4-3	2-1	6-4
2008	2-1	3-3	5-4
2009	1-2	4-3	5-5
2010	2-4	2-2	4-6
2011	3-4	2-1	5-1
2012	2-1	3-1	5-1
2013	0-3	2-2	2-5
2014	1-2	0-4	1-6
2015	3-0	3-1	6-1
2016	3-1	1-2	4-3
2017	1-2	0-4	1-6
2018	3-1	2-3	5-4
2019	2	4-0	6-1
2021	1-2	2-2	3-4
2022	0-3	0-3	0-6
<b>TOTALS</b>	<b>109-133</b>	<b>109-138-1</b>	<b>218-271-1</b>

## BOSTON RED SOX

YEAR	HOME	ROAD	TOTALS
1972	3-3	1-5	4-8
1973	1-5	2-4	3-9
1974	5-1	2-4	7-5
1975	2-4	2-4	4-8
1976	5-1	4-2	9-3
1977	2-3	2-3	4-6
1978	5-0	2-3	7-3
1979	3-3	3-3	6-6
1980	3-3	4-2	7-5
1981	5-1	6-3	11-4
1982	1-5	1-5	2-10
1983	3-3	2-4	5-7
1984	3-3	4-2	7-5
1985	4-2	3-3	7-5
1986	3-3	1-5	4-8
1987	4-2	1-5	5-7
1988	2-4	2-4	4-8
1989	4-2	2-4	6-6
1990	4-2	3-3	7-5
1991	5-1	2-4	7-5
1992	5-1	3-3	8-4
1993	4-2	2-4	6-6
1994	2-1	3-0	5-1
1995	1-2	3-1	4-3
1996	5-1	1-5	6-6
1997	2-3	6-0	8-3
1998	4-2	1-4	5-6
1999	3-0	2-4	5-4
2000	2-4	1-3	3-7
2001	2	0-4	2-5
2002	2-2	1-2	3-4
2003	4-2	0-3	4-5
2004	3-0	2-4	5-4
2005	2-4	0-3	2-7
2006	1-2	3-3	4-5
2007	2-4	2-2	4-6
2008	1-2	0-7	1-9
2009	5-1	2-1	7-2
2010	2-1	4-3	6-4
2011	4	2-1	6-4
2012	2-1	4-2	6-3
2013	3-0	1-2	4-2
2014	1-2	1-2	2-4
2015	3-1	2-1	5-2
2016	2-1	1-2	3-3
2017	1-2	0-3	1-5

2018	1-3	0-3	1-6
2019	1-2	2-2	3-4
2021	3-1	1-2	4-3
2022	1-2	0-4	1-6
<b>TOTALS</b>	<b>141-104</b>	<b>94-150</b>	<b>235-254</b>

## CHICAGO WHITE SOX

YEAR	HOME	ROAD	TOTALS
1972	3-5	1-8	4-14
1973	4-5	1-8	5-13
1974	3-5	4-4-1	7-9-1
1975	7-2	6-3	13-5
1976	6-3	5-4	11-7
1977	4-4	5-2	9-6
1978	3-4	1-7	4-11
1979	1-6	1-5	2-11
1980	4-2	3-4-2	7-6-2
1981	3-0	1-2	4-2
1982	4-2	1-6	5-8
1983	4-3	1-5	5-8
1984	4-2	4-3	8-5
1985	2-5	1-5	3-10
1986	6-0	5-2	11-2
1987	4-3	2-4	6-7
1988	2-4	3-4	5-8
1989	5-2	5-1	10-3
1990	4-3	2-4	6-7
1991	4-3	1-5	5-8
1992	5-1	3-4	8-5
1993	4-3	1-5	5-8
1994	4-2	1-2	5-4
1995	3-3	4-2	7-5
1996	1-5	3-3	4-8
1997	4-4	4-2	8-6
1998	3-2	3-3	6-5
1999	3-1	2-4	5-5
2000	3-3	2-2	5-5
2001	1-2	1-5	2-7
2002	3-3	1-2	4-5
2003	3-0	1-3	4-3
2004	2-4	1-2	3-6
2005	5-1	1-2	6-3
2006	1-3	4-2	5-5
2007	3-0	1-2	4-2
2008	2-1	1-2	3-3
2009	2-1	2-1	4-2
2010	3-3	2-1	5-4
2011	2-1	2-3	4-4
2012	3-3	0-3	3-6
2013	1-2	1-2	2-4
2014	2-1	1-1	4-2
2015	2-1	1-2	3-3
2016	2-1	0-3	2-4
2017	2-2	1-2	3-4
2018	2-1	1-3	3-4
2019	2-1	1-3	3-4
2021	1-2	0-3	1-5
2022	2-2	2-1	4-3
<b>TOTALS</b>	<b>153-120</b>	<b>102-161-3</b>	<b>255-281-3</b>

## CLEVELAND GUARDIANS

YEAR	HOME	ROAD	TOTALS
1972	2-4	1-5	3-9
1973	2-4	3-3	5-7
1974	4-2	4-2	8-4
1975	3	2-4	5-7
1976	3-3	2-4	5-7
1977	4-2	5-0	9-2
1978	5-0	4-1	9-1
1979	4-2	3-3	7-5
1980	5-1	1-5	6-6
1981	1-1	1-1	2-2
1982	3-3	2-4	5-7
1983	5-1	4-2	9-3
1984	1-5	2-4	3-9
1985	3	2-4	5-7
1986	3-3	3-3	6-6
1987	5-1	5-1	10-2
1988	3-3	3-3	6-6
1989	2-4	3-3	5-7
1990	3-3	2-4	5-7
1991	3-3	5-1	8-4
1992	3-3	4-2	7-5
1993	3-3	2-4	5-7
1994	3-3	4-2	7-5
1995	3-3	4-2	7-5
1996	5-1	3-3	8-4
1997	3-3	3-2	6-5
1998	5-1	2-3	7-4
1999	4-2	3-1	7-3
2000	1-3	3-3	4-6
2001	3-3	1-2	4-5
2002	2-1	3-3	5-4
2003	4-2	1-2	5-4
2004	3-0	5-1	8-1
2005	2-2	3-3	5-5
2006	2-4	2-1	4-5
2007	2-4	2-1	4-5
2008	2-4	2-1	4-5
2009	1-3	2-3	4-6
2010	2-1	2-1	4-2
2011	5-1	4-1	9-2
2012	3-3	2-3	5-6
2013	2-3	2-3	4-6
2014	2-5	2-1	4-6
2015	3-0	5-1	8-1
2016	2-1	2-1	4-2
2017	5-1	4-1	9-2
2018	2-5	2-1	4-6
2019	3-0	5-1	8-1
2020	4-2	1-2	5-4
2021	5-1	2-1	7-2
2022	2-1	2-1	4-2

2012	2-1	3-3	5-4
2013	1-2	0-3	1-5
2014	1-3	0-3	1-6
2015	1-2	2-1	3-3
2016	3-1	2-1	5-2
2017	0-3	1-3	1-6
2018	1-3	1-2	1-6
2019	2-2	1-2	3-4
2021	1-2	1-2	2-4
2022	0-3	1-2	1-5
<b>TOTALS</b>	<b>135-114</b>	<b>123-118</b>	<b>258-232</b>

## DETROIT TIGERS

YEAR	HOME	ROAD	TOTALS
1972	1-5	1-5	2-10
1973	5-1	2-4	7-5
1974	4-2	3-3	7-5
1975	5-1	6-0	11-1
1976	4-2	3-3	7-5
1977	4-1	4-1	8-2
1978	1-4	2-3	3-7
1979	4-2	2-4	6-6
1980	3-3	5-1	8-4
1981	2-4	1-5	3-9
1982	3-3	1-5	4-8
1983	2-4	2-4	4-8
1984	2-4	0-6	2-10
1985	2-4	3-3	5-7
1986	4-2	1-5	5-7
1987	3-3	1-5	4-8
1988	2-4	2-4	4-8
1989	4-2	4-2	8-4
1990	2-4	4-2	6-6
1991	5-1	1-5	6-6
1992	0-6	4-2	4-8
1993	3-3	3-3	6-6
1994	5-1	2-4	7-5
1995	4-2	2-4	6-6
1996	5-1	4-3	9-4
1997	3-3	1-4	4-7
1998	5-1	3-2	8-3
1999	4-2	1-3	5-5
2000	2-2	3-3	5-5
2001	1-5	0-3	1-8
2002	3-0	1-5	4-5
2003	3-1	3-0	6-1
2004	1-2	4-2	5-4
2005	1-2	1-2	2-4
2006	1-3	4-2	5-5
2007	3-3	1-2	4-5
2008	3-3	0-3	3-6
2009	2-1	0-6	2-7
2010	4-2	2-1	6-3
2011	1-2	2-4	3-6
2012	4	2-1	7-3
2013	3-1	1-2	4-3
2014	0-3	3-1	3-4
2015	2-1	3-1	5-2
2016	1-2	3-0	4-2
2017	3-0	2-1	5-1
2018	2-1	2-2	4-3
2019	3-0	3-0	6-0
2021	1-2	1-4	1-6
2022	1-2	2-2	3-4
<b>TOTALS</b>	<b>134-114</b>	<b>115-137</b>	<b>249-255</b>

## HOUSTON ASTROS

YEAR	HOME	ROAD	TOTALS
2001	1-2	2-1	3-3
2002	1-2	1-2	2-4
2003	0-3	2-1	2-4
2004	2-1	1-2	3-3
2005	3-0	1-2	4-2
2006	1-2	1-2	2-4
2007	1-1	2-1	2-4
2008	2-1	1-2	3-3
2009	2-1	3-0	5-1
2010	2-1	3-0	5-1
2011	2-1	2-1	4-2
2012	3-0	1-1	5-1
2013	8-1	9-1	17-2
2014	5-4	3-7	8-11
2015	8-2	5-4	13-6
2016	8-2	7-2	15-4
2017	2-7	5-5	7-12
2018	1-9	6-3	7-12
2019	6-4	0-9	6-13
2020	3-1	2-4	5-5
2021	5-5	0-9	5-14
2022	2-7	6-7	8-14
<b>TOTALS</b>	<b>69-57</b>	<b>61-66</b>	<b>130-123</b>

## KANSAS CITY ROYALS

YEAR	HOME	ROAD	TOTALS
1972	2-3	4-5	6-8
1973	4	2-7	7-11
1974	5-4	5-4	10-8
1975			

FRONT OFFICE  
COACHES  
PLAYERS  
2022 REVIEW  
OPONENTS  
RECORDS  
DEVELOPMENT  
MEDIA

MINNESOTA TWINS			
YEAR	HOME	ROAD	TOTALS
1972	5-4	2-7	7-11
1973	3-6	3-6	6-12
1974	5-4	4-5	9-9
1975	3-6	7-2	10-8
1976	4-5	3-6	7-11
1977	4-4	3-4	7-8
1978	4-3	5-3	9-6
1979	3-4	6-0	9-4
1980	2-3	1-6	3-9
1981	5-2	3-3	8-5
1982	5-1	3-4	8-5
1983	4-3	4-2	8-5
1984	3-3	2-5	5-8
1985	4-3	1-5	5-8
1986	4-2	3-4	7-6
1987	6-1	1-5	7-6
1988	2-4	4-3	6-7
1989	4-3	4-2	8-5
1990	5-1	3-4	8-5
1991	4-3	3-3	7-6
1992	3-3	4-3	7-6
1993	4-3	2-4	6-7
1994	3-3	2-1	5-4
1995	5-2	3-3	8-5
1996	2-4	3-3	5-7
1997	4-2	4-1	8-3
1998	2-4	2-3	4-7
1999	6-0	6-0	12-0
2000	3-3	1-5	4-8
2001	3-3	2-1	5-4
2002	1-2	2-4	3-6
2003	4-2	0-3	4-5
2004	2-2	0-3	2-5
2005	2-1	4-2	6-3
2006	3-3	2-1	5-4
2007	1-2	1-5	2-7
2008	2-1	3-4	5-5
2009	3-4	1-2	4-6
2010	3-1	0-6	3-7
2011	2-2	1-3	3-5
2012	5-2	3-0	8-2
2013	1-2	2-2	3-4
2014	2-1	3-1	5-2
2015	2-1	1-2	3-3
2016	1-3	1-2	2-5
2017	1-2	2-2	3-4
2018	2-1	2-1	4-2
2019	0-4	1-2	1-6
2021	0-3	3-1	3-4
2022	2-1	3-1	5-2
<b>TOTALS</b>	<b>153-132</b>	<b>129-150</b>	<b>282-282</b>

NEW YORK YANKEES			
YEAR	HOME	ROAD	TOTALS
1972	3-3	1-5	4-8
1973	2-4	2-4	4-8
1974	1-5	3-3	4-8
1975	3-3	1-5	4-8
1976	1-5	2-4	3-9
1977	1-4	2-3	3-7
1978	3-2	1-4	4-6
1979	3-3	1-5	4-8
1980	3-3	2-4	5-7
1981	2-1	2-4	4-5
1982	3-3	2-4	5-7
1983	2-4	3-3	5-7
1984	3-3	3-3	6-6
1985	4-2	0-6	4-8
1986	3-3	2-4	5-7
1987	4-2	3-3	7-5
1988	4-2	2-3	6-5
1989	5-1	2-4	7-5
1990	6-0	3-3	9-3
1991	5-1	2-4	7-5
1992	3-3	3-3	6-6
1993	5-1	4-2	9-3
1994	2-1	0-2	2-3
1995	3-1	0-5	3-6
1996	5-1	2-4	7-5
1997	3-3	1-4	4-7
1998	1-4	2-4	3-8
1999	2-4	2-4	4-8
2000	1-5	1-5	2-10
2001	2-2	1-1	3-3
2002	1-2	2-2	3-4
2003	1-2	4-2	5-4
2004	3-3	1-2	4-5
2005	1-2	2-5	3-7
2006	0-6	2-2	2-8
2007	0-3	1-2	0-5
2008	2-2	2-1	4-3
2009	1-2	3-3	4-5
2010	4-1	0-3	4-4
2011	1-2	1-5	2-7
2012	2-1	1-3	3-4
2013	2-2	2-1	4-3
2014	2-1	1-3	3-4
2015	2-2	3-0	5-2
2016	2-1	2-2	4-3
2017	1-2	2-1	3-3
2018	2-1	1-3	3-4
2019	2-1	1-2	3-3

2021	1-3	0-3	1-6
2022	2-2	1-2	3-4
<b>TOTALS</b>	<b>120-120</b>	<b>88-159</b>	<b>208-279</b>

OAKLAND ATHLETICS			
YEAR	HOME	ROAD	TOTALS
1972	2-7	2-4	4-11
1973	5-4	2-7	7-11
1974	4-5	6-3	10-8
1975	3-6	3-6	6-12
1976	6-3	5-4	11-7
1977	7-0	6-2	13-2
1978	7-2	2-4	9-6
1979	5-1	6-11	11-2
1980	3-4	3-3	6-7
1981	1-2	1-2	2-4
1982	5-2	3-3	8-5
1983	6-0	5-2	11-2
1984	4-3	1-5	5-8
1985	3-3	4-3	7-6
1986	6-1	4-2	10-3
1987	3-3	4-3	7-6
1988	3-4	2-4	5-8
1989	2-4	3-4	5-8
1990	2-5	3-3	5-8
1991	4-2	5-2	9-4
1992	2-5	2-4	4-9
1993	5-1	3-4	8-5
1994	0-4	3-3	3-7
1995	4-2	4-3	8-5
1996	3-4	3-3	6-7
1997	4-2	3-3	7-5
1998	2-4	4-2	6-6
1999	5-1	2-4	7-5
2000	5-1	2-4	7-5
2001	5-5	5-4	10-9
2002	4-5	2-8	6-13
2003	3-7	1-8	4-15
2004	5-5	4-6	9-11
2005	2-7	6-4	8-11
2006	5-5	5-4	10-9
2007	6-3	4-6	10-9
2008	6-3	6-4	12-7
2009	4-5	4-6	8-11
2010	5-4	5-6	10-9
2011	7-2	6-4	13-6
2012	6-4	2-7	8-11
2013	4-6	5-4	9-10
2014	3-7	7-2	10-9
2015	3-6	6-4	9-10
2016	5-4	5-6	10-9
2017	7-3	1-8	8-11
2018	3-6	3-7	6-13
2019	3-6	3-7	6-13
2020	3-4	0-3	3-7
2021	5-5	4-5	9-10
2022	5-4	6-4	11-8
<b>TOTALS</b>	<b>210-191</b>	<b>186-212</b>	<b>396-403</b>

SEATTLE MARINERS			
YEAR	HOME	ROAD	TOTALS
1977	2-6	4-3	6-9
1978	6-1	6-2	12-3
1979	4-3	3-3	7-6
1980	5-1	4-3	9-4
1981	2-5	6-0	8-5
1982	1-5	3-4	4-9
1983	4-3	3-3	7-6
1984	0-6	3-4	3-10
1985	6-1	1-5	7-6
1986	5-1	4-3	9-4
1987	2-5	2-4	4-9
1988	3-3	4-3	7-6
1989	4-3	3-3	7-6
1990	3-3	3-4	6-7
1991	2-5	6-0	8-5
1992	3-3	6-1	9-4
1993	4-3	1-5	5-8
1994	1-5	0-4	1-9
1995	2-5	1-5	3-10
1996	2-4	1-6	3-10
1997	1-5	3-3	4-8
1998	5-1	2-4	7-5
1999	4-3	4-2	8-5
2000	3-3	2-4	5-7
2001	3-7	2-8	5-15
2002	4-6	3-7	7-13
2003	6-4	4-6	10-10
2004	7-2	5-5	12-7
2005	7-3	6-3	13-6
2006	7-3	4-5	11-8
2007	6-3	2-8	8-11
2008	6-4	5-4	11-8
2009	7-3	4-5	11-8
2010	6-4	6-3	12-7
2011	8-1	7-3	15-4
2012	6-4	4-5	10-9
2013	5-4	7-3	12-7
2014	5-5	5-4	10-9
2015	3-8	4-6	7-12
2016	7-2	5-5	12-7
2017	4-6	4-5	8-11
2018	5-4	4-6	9-10
2019	6-3	5-5	11-8


2020	2-1	0-7	2-8
2021	4-5	2-8	6-13
2022	3-7	2-7	5-14
<b>TOTALS</b>	<b>191-170</b>	<b>165-196</b>	<b>356-366</b>

TAMPA BAY RAYS			
YEAR	HOME	ROAD	TOTALS
1998	5-1	2-3	7-4
1999	2-4	6-0	8-4
2000	4-2	3-3	7-5
2001	2-1	3-3	5-4
2002	3-3	2-1	5-4
2003	3-0	3-3	6-3
2004	5-1	2-1	7-2
2005	1-2	1-4	2-6
2006	3-0	3-3	6-3
2007	4-2	0-3	4-5
2008	2-4	1-2	3-6
2009	5-1	1-2	6-3
2010	2-1	0-3	2-4
2011	2-1	3-3	5-4
2012	3-3	1-2	4-5
2013	2-2	2-2	4-4
2014	1-3	1-2	2-5
2015	3-0	2-2	5-2
2016	1-2	1-2	2-4
2017	1-2	3-0	4-2
2018	0-3	1-2	1-5
2019	2-1	1-2	3-3
2021	1-2	3-1	4-3
2022	2-2	1-2	3-4
<b>TOTALS</b>	<b>59-43</b>	<b>46-51</b>	<b>105-94</b>

TORONTO BLUE JAYS			
YEAR	HOME	ROAD	TOTALS
1977	3-2	4-2	7-4
1978	3-3	1-4	4-7
1979	4-2	3-3	7-5
1980	4-2	3-3	7-5
1981	4-2	2-0	6-2
1982	4-2	0-6	4-8
1983	3-3	1-5	4-8
1984	3-3	3-3	6-6
1985	1-5	2-4	3-9
1986	3-3	2-4	5-7
1987	3-3	0-6	3-9
1988	4-2	2-4	6-6
1989	3-3	2-4	5-7
1990	5-1	2-4	7-5
1991	4-2	2-4	6-6
1992	1-5	2-4	3-9
1993	3-3	4-2	7-5
1994	4-2	0-6	4-8
1995	5-1	4-2	9-3
1996	5-1	5-1	10-2
1997	2-3	2-4	4-7
1998	4-1	3-3	7-4
1999	1-3	5-1	6-4
2000	3-3	1-3	4-6
2001	1-2	2-4	3-6
2002	5-1	3-0	8-1
2003	1-2	4-2	5-4
2004	6-0	1-2	7-2
2005	5-2	2-1	7-3
2006	2-1	2-1	4-2
2007	3-0	2-5	5-5
2008	2-4	2-0	4-4
2009	4-3	1-2	5-5
2010	1-2	2-5	3-7
2011	3-4	1-2	4-6
2012	3-0	3-3	6-3
2013	0-4	1-2	1-6
2014	1-2	1-2	2-4
2015	1-2	1-2	2-4
2016	2-1	1-3	3-4
2017	2-2	1-2	3-4
2018	1-2	2-1	3-3
2019	2-1	1-2	3-3
2021	2-1	0-3	2-4
2022	1-2	1-2	2-4
<b>TOTALS</b>	<b>127-98</b>	<b>89-128</b>	<b>216-226</b>



# RECORDS



Martín Pérez was selected an All-Star for the first time in 2022, when he won Rangers Pitcher of the Year honors.

# TEXAS RANGERS RETIRED NUMBERS

Five former Texas Rangers have had their uniform numbers retired in the ultimate honor bestowed by the organization: Nolan Ryan (1996), Johnny Oates (2005), Iván Rodríguez (2017), Adrián Beltré (2019) and Michael Young (2019). The number 42, worn by Jackie Robinson, was retired by all Major League clubs in 1997.

The numbers of these six individuals are displayed on the left field brick columns at Globe Life Field. In addition, shadow box displays commemorating the five Rangers are located on the interior columns on the outfield Main Concourse.

FRONT OFFICE

COACHES

PLAYERS

2022 REVIEW

OPPONENTS

RECORDS

DEVELOPMENT

MEDIA

**ROBINSON**  
**42**

On April 15, 1997, Major League Baseball retired the number 42, worn by Hall of Famer Jackie Robinson, the first African-American player in the Major Leagues. That date marked the 50th anniversary of Robinson's

Major League debut with the Brooklyn Dodgers in 1947. The Rangers held a retirement ceremony for the number 42 prior to a game with the Los Angeles Dodgers on September 2, 1997, at Rangers Ballpark in Arlington. Six players and three coaches had worn the number 42 for Texas. In 1997, outfielder Marc Sogmoen switched to number 37 on April 16 in recognition of the retirement of 42. The complete list of "42s" for the Rangers: Nellie Fox, coach (1972); Jackie Moore, coach (1973-76; 1993-94); George Medich, pitcher (1978-79); Wayne Terwilliger, coach (1981-85); Keith Creel, pitcher (1987); Scott Coolbaugh, third baseman (1989-90); Dan Smith, pitcher (1992); Dennis Cook, pitcher (1995-96); Marc Sogmoen, outfielder (1997).

**RYAN**  
**34**

The first uniform number to be retired in Texas Rangers history was the number 34, worn by pitcher Nolan Ryan from 1989-93. The team held a retirement ceremony on Sunday, September 15, 1996, before the Rangers played the Milwaukee Brewers before a sellout crowd of

45,941 at Rangers Ballpark in Arlington. Ryan signed with Texas as a free agent on December 7, 1988. He went on to finish his career in Arlington as baseball's all-time strikeout leader with 5,714. Among the feats he accomplished with the Rangers were his 300th victory (July 31, 1990, at Milwaukee); his 5,000th strikeout (Oakland's Rickey Henderson on August 22, 1989, at Arlington Stadium); his sixth no-hitter (June 11, 1990, at Oakland); and his seventh no-hitter (May 1, 1991, vs. Toronto at Arlington Stadium). He was elected to the National Baseball Hall of Fame in his first year of eligibility on January 5, 1999, and was enshrined in the Hall on July 25, 1999. The seven-time All-Star was honored on Nolan Ryan Appreciation Day at Arlington Stadium on Sunday, September 12, 1993. His final Major League appearance was September 22 that year at Seattle. He is the only player in Major League history to have his number retired by three different teams (also California in 1993 and Houston in 1996).

**RODRÍGUEZ**  
**7**

The Rangers retired the number 7, worn by catcher Iván "Pudge" Rodríguez, in a pregame ceremony on August 12, 2017. The honor came 13 days after Rodríguez' induction into the National Baseball Hall of Fame at Cooperstown, New York, on July

30, 2017. Rodríguez was the 52nd player to be elected by the members of the Baseball Writers Association of America in his first year on the ballot, joining Johnny Bench, who was elected in 1989, as the only first-ballot catchers so honored. Overall, he was the 18th catcher to join the National Baseball Hall of Fame, the 10th selected in BBWAA voting. Rodríguez is one of eight players who wore a Texas Rangers uniform to be elected to the Hall of Fame and joins Ryan as the only Hall of Famers with a Rangers cap adorning their plaques. With the Rangers, Rodríguez batted .304 with 217 home runs and 842 RBI in 1,507 games. He ranks second on the team's all-time list with 1,747 hits, 352 doubles and 490 multi-hit games; ranks third in home runs; and ranks fourth in games, runs (866), triples (28), RBI, total bases (2,806), and extra base hits (597). He was elected to the Texas Rangers Hall of Fame in 2013. Following his retirement, he joined the Rangers as special assistant and is in his tenth year in that role.

**YOUNG**  
**10**

On August 31, 2019, the Rangers officially retired the uniform number 10 of infielder Michael Young in a pregame ceremony. Young was the fifth Ranger to have his uniform number retired by the Club, the second to receive the honor in the final year of Globe Life Park in Arlington (also Adrián Beltré).

Young, who re-joined the Rangers as special assistant to the general manager in November 2014, retired in January 2014 after an outstanding 13-year Major League career. Acquired by Texas from the Toronto Blue Jays in July 2000, Young played in a team record 1,823 games from 2000-12. He captured Rangers Player of the Year honors five times, matching Juan Gonzalez for the most in team history, and was selected to the A.L. All-Star team at three different positions. Young batted .300 or better seven times - a Club record - including six seasons with at least 200 hits. He won the A.L. batting title in 2005 and was the MVP of the 2006 All-Star Game at Pittsburgh. Young is the only player in All-Star Game history with two game-winning hits in his team's final at-bat (2006 and 2008). He is the Washington/Texas all-time leader in games, hits (2,230), runs (1,085), doubles (415), triples (55), total bases (3,286), at-bats (7,399), and multi-hit games (651) and ranks third in RBI (984) and extra base hits (647) while batting .301 with 177 homers. Young was a starter at all four infield positions in his Rangers career, earning a Gold Glove at shortstop in 2008. Overall, Young batted .300 with 185 homers and 1,030 RBI in 1,970 games with the Rangers (2000-12), Phillies (2013) and Dodgers (2013).

# BELTRÉ 29

The number 29 of third baseman Adrián Beltré was retired by the Rangers in a pregame ceremony on June 8, 2019. He became the fourth Ranger to have his uniform number retired by the team. The Club announced that it intended to retire his number on January 25, 2019, just two months after he announced his retirement as an active player on November 20, 2018. Beltré produced a brilliant 21-year Major League career with the Dodgers (1998-2004), Mariners (2005-09), Red Sox (2010) and Rangers (2011-18). At the time of his retirement, he ranked among the all-time leaders in doubles (11th, 636), games (14th, 2,933), total bases (14th, 5,309), extra base hits (14th, 1,151), hits (15th, 3,166), RBI (21st, 1,707), and home runs (30th, 477). Beltré had the most career hits of any non-U.S. native in history. The only other players ever to have at least 3,166 hits and 477 home runs are Hank Aaron, Willie Mays, Eddie Murray and Albert Pujols. In his eight seasons with the Rangers, Beltré batted .304 with 199 homers and 699 RBI in 1,098 games. He was a four-time selection as Rangers Player of the Year while batting at least .300 five times. His .332 average as a Ranger at Globe Life Park in Arlington was the highest in the 26-year history of the park, and he ranked second with 120 homers and 426 RBI.

# OATES 26

On Saturday, August 6, 2005, the Texas Rangers Baseball Club retired the number 26 in honor of late manager Johnny Oates before a 10-3 victory against the Baltimore Orioles. A crowd of 34,632 gathered at Rangers Ballpark in Arlington to watch the ceremony. Oates became the 14th full-time manager of the Club on Oct. 14, 1994. He spent six seasons at the helm, from 1995-2001, leading the Rangers to their first three division titles and Postseason appearances in franchise history, in '96, '98 and '99. In 1996, Oates shared the American League Manager of the Year Award with Yankees skipper Joe Torre, and in 1999 he led the team to a then-record 95 wins. In his five seasons in Arlington, Oates compiled a record of 506-476 and a .515 winning percentage. On August 2, 2003, the organization honored Oates by inducting him into the inaugural class of the Texas Rangers Baseball Hall of Fame. Known for his steady leadership and strong values, Oates passed away on Christmas Eve 2004.

## TEXAS RANGERS B \* A \* S \* E \* B \* A \* L \* L HALL OF FAME

The Texas Rangers Baseball Hall of Fame was created in 2003 to honor those individuals who have excelled for the franchise both on and off the field. Through 2022, 26 individuals have been inducted.

Under a process instituted in 2009, which is comprised of all living Texas Rangers Baseball Hall of Fame inductees, veteran members of the media, and Rangers club officials, meets to consider individuals based on their playing contributions. Individuals in a non-playing capacity are also considered for induction by the Rangers organization.

To be considered for Texas Rangers Baseball Hall of Fame selection, former players must have spent a minimum of four seasons in a Texas uniform and be retired as an active player for a minimum of one year.

### 2003

**CHARLIE HOUGH | RHP**  
Playing Career: 1970-94  
With Rangers: 1980-90

### JIM SUNDBERG | C

Playing Career: 1974-89  
With Rangers: 1974-83, 1988-89

### NOLAN RYAN | RHP

Playing Career: 1966, 1969-93  
With Rangers: 1989-93

### JOHNNY OATES | MANAGER

With Rangers: 1995-2001

### 2004

**BUDDY BELL | 3B**  
Playing Career: 1972-89  
With Rangers: 1979-85, 1989

### FERGUSON JENKINS | RHP

Playing Career: 1965-83  
With Rangers: 1974-75, 1978-81

### TOM VANDERGRIF

**MAYOR OF ARLINGTON**  
Years: 1951-77

### 2005

**MARK HOLTZ | BROADCASTER**  
With Rangers: 1982-1997

### JOHN WETTELAND | RHP

Playing Career: 1989-2000  
With Rangers: 1997-2000

### 2007

**RUSTY GREER | OF**  
Playing Career: 1994-2004  
With Rangers: 1994-2004

### 2009

**RUBEN SIERRA | OF**  
Playing Career: 1986-98, 2000-06  
With Rangers: 1986-92, 2000-01, 2003

### TOBY HARRAH | INF

Playing Career: 1969, 1971-86  
With Rangers: 1972-78, 1985-86

### 2010

**TOM GRIEVE**  
Playing Career: 1970-77  
Executive: 1980-94  
Broadcaster: 1995-Present

### 2011

**KENNY ROGERS | LHP**  
Playing Career: 1989-2008  
With Rangers: 1989-95, 2000-02, 2004-05

### 2012

**ERIC NADEL | BROADCASTER**  
With Rangers: 1979-present

### 2013

**IVÁN "PUDGE" RODRÍGUEZ | C**  
Playing Career: 1991-2011  
With Rangers: 1991-2002, 2009

### 2014

**TOM SCHIEFFER | TEAM EXECUTIVE**  
With Rangers: 1990-99

### 2015

**JEFF RUSSELL | RHP**  
Playing Career: 1983-96  
With Rangers: 1985-92, 1995-96

### JUAN GONZALEZ | OF

Playing Career: 1989-2005  
With Rangers: 1989-99, 2002-03

### 2016

**MICHAEL YOUNG | INF**  
Playing Career: 2000-13  
With Rangers: 2000-12

### 2019

**RICHARD GREENE**  
**MAYOR OF ARLINGTON**  
Years: 1987-97

### JOSH HAMILTON | OF

Playing Career: 2007-2015  
With Rangers: 2008-12, 2015

### 2021

**ADRIÁN BELTRÉ | 3B**  
Playing Career: 1998-2018  
With Rangers: 2011-18

### CHUCK MORGAN

**EXECUTIVE/P.A. ANNOUNCER**  
With Rangers: 1983-present

### 2022

**IAN KINSLER | 2B**  
Playing Career: 2006-2019  
With Rangers: 2006-13

### JOHN BLAKE

**COMMUNICATIONS EXECUTIVE**  
With Rangers: 1984-2004,  
2008-present

# WIN-LOSS BREAKDOWNS

## YEAR-BY-YEAR RECORD

	YEAR	WON	LOST	PCT.	POS.	GA/GB	WILD CARD	MANAGER	HOME DATES	HOME AVG.	HOME ATT.
FRONT OFFICE	1972	54	100	.351	6	-38.5		Ted Williams	75	8,840	662,974
	1973	57	105	.352	6	-37.0		Whitey Herzog (47-91) Del Wilber (1-0) Billy Martin (9-14)	74	9,271	686,085
	1974	*84	76	.525	2	-5.0		Billy Martin	76	15,709	1,193,902
	1975	79	83	.488	3	-19.0		Billy Martin (44-51) Frank Lucchesi (35-32)	76	14,841	1,127,924
	1976	76	86	.469	T4	-14.0		Frank Lucchesi	77	15,130	1,164,982
COACHES	1977	94	68	.580	2	-8.0		Frank Lucchesi (31-31) Eddie Stanky (1-0) Connie Ryan (2-4) Bill Hunter (60-33) Bill Hunter (86-75) Pat Corrales (1-0)	75	16,676	1,250,721
	1978	87	75	.537	T2	-5.0		Pat Corrales	75	19,306	1,447,963
	1979	83	79	.512	3	-5.0		Pat Corrales	78	19,483	1,519,654
	1980	**76	85	.472	4	-20.5		Don Zimmer	77	15,561	1,198,175
	1981	57	48	.543	2	-5.0		Don Zimmer	54	15,742	850,076
PLAYERS	1982	64	98	.395	6	-29.0		Don Zimmer (38-58) Darrell Johnson (26-40)	78	14,800	1,154,432
	1983	*77	85	.475	3	-22.0		Doug Rader	78	17,480	1,363,469
	1984	69	92	.429	7	-14.5		Doug Rader	80	13,781	1,102,471
	1985	62	99	.385	7	-28.5		Doug Rader (9-23) Bobby Valentine (53-76)	79	14,082	1,112,497
	1986	87	75	.537	2	-5.0		Bobby Valentine	79	21,418	1,692,021
2022 REVIEW	1987	75	87	.463	T6	-10.0		Bobby Valentine	80	22,038	1,763,053
	1988	70	91	.435	6	-33.5		Bobby Valentine	80	19,774	1,581,901
	1989	83	79	.512	4	-16.0		Bobby Valentine	79	25,873	2,043,993
	1990	83	79	.512	3	-20.0		Bobby Valentine	81	25,406	2,057,887
	1991	85	77	.525	3	-10.0		Bobby Valentine	79	29,085	2,297,720
OPPONENTS	1992	77	85	.475	4	-19.0		Bobby Valentine (45-41) Toby Harrah (32-44) Kevin Kennedy	80	27,478	2,198,231
	1993	86	76	.531	2	-8.0		Kevin Kennedy	62	40,374	2,244,616
	1994	52	62	.456	@1	+1.0	—	Kevin Kennedy	72	27,582	2,503,198
	1995	74	70	.514	3	-4.5	-5.0	Johnny Oates	80	36,113	1,985,910
	1996	*90	72	.556	1	+4.5	—	Johnny Oates	80	36,816	2,889,020
RECORDS	1997	77	85	.475	3	-13.0	-19.0	Johnny Oates	80	36,816	2,945,244
	1998	88	74	.543	1	+3.0	—	Johnny Oates	81	36,141	2,927,409
	1999	95	67	.586	1	+8.0	—	Johnny Oates	80	34,643	2,771,469
	2000	71	91	.438	4	-20.5	-20.0	Johnny Oates	80	35,002	2,800,137
	2001	73	89	.451	4	-43.0	-29.0	Johnny Oates (11-17) Jerry Narron (62-72)	81	34,952	2,831,111
DEVELOPMENT	2002	72	90	.444	4	-31.0	-27.0	Jerry Narron	80	29,406	2,352,447
	2003	71	91	.438	4	-25.0	-24.0	Buck Showalter	81	25,866	2,095,132
	2004	69	73	.549	3	-3.0	-9.0	Buck Showalter	79	31,819	2,513,686
	2005	79	83	.488	3	-16.0	-16.0	Buck Showalter	80	31,565	2,525,221
	2006	80	82	.494	3	-13.0	-15.0	Buck Showalter	81	29,491	2,388,757
MEDIA	2007	75	87	.463	4	-19.0	-19.0	Ron Washington	79	29,796	2,353,862
	2008	79	83	.488	2	-21.0	-16.0	Ron Washington	80	24,323	1,945,857
	2009	87	75	.537	2	-10.0	-8.0	Ron Washington	78	27,641	2,156,016
	2010	90	72	.556	1	+9.0	—	Ron Washington	81	30,928	2,505,171
	2011	96	66	.593	1	+10.0	—	Ron Washington	81	36,382	2,946,949
2023 TEXAS RANGERS	2012	93	69	.574	2	-1.0	^+0.0	Ron Washington	81	42,720	3,460,280
	2013	91	72	.558	2	-5.5	-1.0	Ron Washington	82	38,759	3,178,273
	2014	67	95	.414	5	-31.0	-21.0	Ron Washington (53-87) Tim Bogar (14-8)	81	33,565	2,718,733
	2015	88	74	.543	1	+2.0	—	Jeff Banister	81	30,764	2,491,875
	2016	95	67	.586	1	+9.0	—	Jeff Banister	81	33,462	2,710,402
2023 TEXAS RANGERS	2017	78	84	.481	T3	-23.0	-7.0	Jeff Banister	81	30,960	2,507,760
	2018	67	95	.414	5	-36.0	-30.0	Jeff Banister (64-88) Don Wakamatsu (3-7)	81	26,014	2,107,107
	2019	78	84	.481	3	-29.0	-18.0	Chris Woodward	81	26,333	2,132,994
	2020	22	38	.367	5	-14.0	-10.0	Chris Woodward	81	-	-
	2021	60	102	.370	5	-35.0	-32.0	Chris Woodward	81	26,053	2,110,258
2022	68	94	.420	4	-38.0	-18.0	Chris Woodward (51-63) Tony Beasley (17-31)	81	24,832	2,011,361	
Totals		3910	4114	.487					3,837	26,735	102,580,386

\* One Tie; \*\* Two Ties; @ Recognized as AL West leader through games of Aug. 11. No division titles were awarded.; ^ Won first AL Wild Card spot

## MANAGERS WON-LOST RECORDS (RANKED BY WINS)

MANAGER	YEARS	GAMES	WON	LOST	PCT.	MANAGER	YEARS	GAMES	WON	LOST	PCT.
Ron Washington	2007-14	1275	664	611	.521	Jerry Narron	2001-02	296	134	162	.453
Bobby Valentine	1985-92	1186	581	605	.490	Don Zimmer	1981-82	201	95	106	.473
Johnny Oates	1995-2001	+983	506	476	.515	Ted Williams	1972	154	54	100	.351
Jeff Banister	2015-18	638	325	313	.509	Whitey Herzog	1973	138	47	91	.341
Buck Showalter	2003-06	648	319	329	.492	Toby Harrah	1992	76	32	44	.421
Chris Woodward	2019-22	498	211	287	.424	Darrell Johnson	1982	66	26	40	.394
Pat Corrales	1978-80	+326	160	164	.494	Tim Bogar*	2014	22	14	8	.636
Doug Rader	1983-85	+356	155	200	.437	Tony Beasley*	2022	48	17	31	.354
Billy Hunter	1977-78	254	146	108	.575	Don Wakamatsu*	2018	10	3	7	.300
Frank Lucchesi	1975-77	291	142	149	.488	Connie Ryan*	1977	6	2	4	.333
Kevin Kennedy	1993-94	276	138	138	.500	Eddie Stanky	1977	1	1	0	1.000
Billy Martin	1973-75	+279	137	141	.493	Del Wilbur*	1973	1	1	0	1.000

\*Interim +One Tie ++Two Ties

## ALL-STAR BREAK / HALFWAY POINT RECORDS

Year	Date of AS Game	Record Before	Pos.	GB/GA	Record After	Final Record	First 81 Games	Second 81 Games
1972	July 25	37-53	6th	-18.5	17-47	54-100	*33-44	21-56
1973	July 24	34-61	6th	-20.5	23-44	57-105	29-52	28-53
1974	July 23	48-50	4th	-8.0	36-26	84-76	41-40	43-36
1975	July 15	41-49	4th	-15.5	38-34	79-83	38-43	41-40
1976	July 13	44-38	2nd	-7.0	32-48	76-86	44-37	32-49
1977	July 19	46-44	4th	-8.0	48-24	94-68	40-41	54-27
1978	July 11	42-41	3rd	-2.5	45-34	87-75	41-40	46-25
1979	July 17	52-39	2nd	-2.0	31-40	83-79	47-34	36-45
1980	July 8	37-42	3rd	-9.5	39-43	76-85	38-43	38-42
1981	Aug. 9	33-22	2nd	-1.5	24-26	57-48	@32-20	25-28
1982	July 13	35-46	5th	-11.5	29-52	64-98	35-46	29-52
1983	July 6	44-34	1st	+2.0	33-51	77-85	44-37	33-48
1984	July 10	38-49	7th	-7.5	31-43	69-92	36-45	33-47
1985	July 16	32-56	7th	-20.5	30-43	62-99	31-50	31-49
1986	July 15	47-41	2nd	-1.5	40-34	87-75	44-37	43-38
1987	July 14	41-45	6th	-6.5	34-42	75-87	38-43	37-43
1988	July 12	40-46	6th	-13.0	30-45	70-91	38-43	32-48
1989	July 11	47-39	4th	-5.5	36-40	83-79	44-37	39-42
1990	July 10	40-44	6th	-12.0	43-35	83-79	37-44	46-35
1991	July 9	44-33	T1st	--	41-44	85-77	45-36	40-41
1992	July 14	48-42	3rd	-6.5	29-43	77-85	43-38	34-47
1993	July 13	44-42	T2nd	-1.0	42-34	86-76	40-41	46-35
1994	July 12	42-45	1st	+3.0	10-17	52-62	^29-28	23-34
1995	July 11	39-30	T1st	--	35-40	74-70	\$41-31	33-39
1996	July 9	51-36	1st	+4.0	39-36	90-72	49-32	41-40
1997	July 8	43-42	3rd	-5.0	34-43	77-85	40-41	37-44
1998	July 7	48-39	2nd	-1.5	40-35	88-74	46-35	42-39
1999	July 13	48-39	1st	+5.0	47-28	95-67	46-35	49-32
2000	July 11	42-43	4th	-8.5	29-48	71-91	39-42	32-49
2001	July 10	35-52	4th	-28.0	38-37	73-89	32-49	41-40
2002	July 9	39-47	4th	-15.0	34-42	72-90	36-45	36-45
2003	July 15	38-55	4th	-20.0	33-36	71-91	32-49	39-42
2004	July 13	49-37	T1st	--	40-36	89-73	46-35	43-38
2005	July 12	46-40	2nd	-5.0	33-43	79-83	43-38	36-45
2006	July 11	45-43	T1st	--	35-39	80-82	41-40	39-42
2007	July 10	38-50	4th	-15.0	37-37	75-87	34-47	41-40
2008	July 15	50-46	3rd	-7.5	29-37	79-83	41-40	38-43
2009	July 14	48-39	2nd	-1.5	39-36	87-75	45-36	42-39
2010	July 13	50-38	1st	+4.5	40-34	90-72	48-33	42-39
2011	July 12	51-41	1st	+1.0	45-25	96-66	43-38	53-28
2012	July 10	52-34	1st	+4.0	41-35	93-69	50-31	43-38
2013	July 16	54-41	2nd	-2.0	37-31	91-72	47-34	44-38
2014	July 15	38-57	5th	-21.0	29-38	67-95	37-44	30-51
2015	July 14	42-46	3rd	-6.0	46-28	88-74	41-40	47-34
2016	July 12	54-36	1st	+5.5	41-31	95-67	52-29	43-38
2017	July 11	43-45	T2nd	-16.5	35-39	78-84	40-41	38-43
2018	July 17	41-56	5th	-22.0	26-39	67-95	35-46	32-49
2019	July 9	48-42	3rd	-9.0	30-42	78-84	45-36	33-48
2020	NA	22-38	5th	-14.0	-	22-38	#11-19	11-19
2021	July 13	35-55	5th	-19.5	25-47	60-102	32-49	28-53
2022	July 19	41-49	3rd	-17.5	27-45	68-94	38-43	30-51

\* through 72 games - Season 154 games; @ through 52 games - Season 105 games; ^through 57 games - Season 114 games; \$ through 72 games - Season 144 games # through 30 games - Season 60 games

FRONT OFFICE

COACHES

PLAYERS

2022 REVIEW

OPPONENTS

RECORDS

DEVELOPMENT

MEDIA

### THREE MILLION FANS IN A SEASON

There have been two instances in Washington/Texas franchise history of home attendance surpassing the 3 million mark in a single season: 2012 and 2013. The club's two-year total of 6,638,553 in 2012-13, as well as average attendance of 40,727 in that span, both ranked 4th in the majors behind only Los Angeles-NL, New York-AL, and San Francisco.

The Rangers drew 3,460,280 fans for 81 home dates in 2012, the highest single-season figure in franchise history and the first time to ever surpass the 3 million mark. Club records were established with 38 sellouts and 59 crowds of at least 40,000. The team saw 3 separate streaks of at least 5 straight sellouts in 2012 after never having more than 4 sellouts in a row prior to that season. The Rangers reached the 3 million mark for the first time on September 13, 2012 in home date no. 71. The team surpassed 1 million that year on May 27 (home date no. 23) and 2 million on July 23 (home date no. 46), both besting the previous records to those milestones by four dates. Texas recorded sellout no. 22 on June 24, 2012 (home date no. 35), surpassing the previous mark of 21 sellouts in 1994. In 2012, the Rangers sold out a club-record 9 consecutive home dates from April 23-May 13, and also saw 5 straight sellouts both May 16-27 and June 29-July 7. For the entire 2012 season, the Rangers saw just 2 crowds of less than 30,000 in Arlington.

# RANGERS VS. DIVISIONS

	A.L. WEST			A.L. CENTRAL			A.L. EAST			NATIONAL LEAGUE			
	YEAR	TOTAL	HOME	ROAD	TOTAL	HOME	ROAD	TOTAL	HOME	ROAD	TOTAL	HOME	ROAD
FRONT OFFICE	1972	28-54	17-24	11-30				26-46	14-22	12-24			
	1973	32-58	22-23	10-35				25-47	13-23	12-24			
	1974	45-43	22-22	23-21				39-33	20-16	19-17			
	1975	42-48	21-24	21-24				37-35	18-17	19-18			
	1976	46-44	25-20	21-24				30-42	14-22	16-20			
	1977	52-38	26-19	26-19				42-30	18-18	24-12			
	1978	52-38	33-13	19-25				35-37	19-17	16-20			
	1979	44-34	20-19	24-15				39-45	24-18	15-27			
	1980	30-47	15-23	15-24				46-38	24-18	22-20			
	1981	30-21	15-12	15-9				27-27	17-12	10-15			
1982	36-42	22-17	14-25				28-56	16-26	12-30				
1983	43-35	25-14	18-21				34-50	19-23	15-27				
1984	36-42	17-22	19-20				33-50	17-24	16-26				
1985	33-45	21-18	12-27				29-54	16-25	13-29				
1986	47-31	28-11	19-20				40-44	23-19	17-25				
1987	38-40	20-19	18-21				37-47	23-19	14-28				
1988	34-44	17-22	17-22				36-47	21-21	15-26				
1989	42-36	22-17	20-19				41-43	23-19	18-24				
1990	38-40	22-18	16-22				45-39	25-17	20-22				
1991	43-35	21-18	22-17				42-42	25-17	17-25				
1992	39-39	20-19	19-20				38-36	16-26	22-20				
1993	37-41	24-15	13-26				49-35	26-16	23-19				
1994	8-22	4-13	4-9	23-20	13-12	10-8	21-20	14-7	7-13				
1995	18-21	10-9	8-12	31-29	18-14	13-15	25-20	13-8	12-12				
1996	18-21	10-10	8-11	30-31	15-16	15-15	42-20	25-5	17-15				
1997	15-21	6-12	9-9	31-24	15-12	16-12	21-34	11-17	10-17	10-6	7-1	3-5	
1998	20-16	10-8	33-22	19-9	14-13	10-8	27-28	16-11	11-17	8-8	3-5	5-3	
1999	21-16	12-7	9-9	35-17	22-6	13-11	29-26	11-14	18-12	10-8	6-3	4-5	
2000	17-19	10-8	7-11	25-27	12-12	13-15	22-34	15-15	7-19	7-11	5-4	2-7	
2001	27-31	15-14	12-17	17-28	11-16	6-12	21-20	11-6	10-14	8-10	4-5	4-5	
2002	20-38	13-16	7-22	18-27	11-7	7-20	25-16	15-10	10-6	9-9	3-6	6-3	
2003	24-34	15-14	9-20	21-20	16-9	5-11	22-23	10-8	12-15	4-14	2-7	2-7	
2004	31-27	17-11	14-16	23-20	9-10	14-10	25-18	19-5	6-13	10-8	6-3	4-5	
2005	25-32	12-17	13-15	25-15	13-5	12-10	20-27	12-13	8-14	9-9	7-2	2-7	
2006	29-28	16-13	13-15	22-22	8-15	14-7	22-21	10-10	12-11	7-11	5-4	2-7	
2007	27-30	18-10	9-20	17-25	10-9	7-16	20-25	13-12	7-13	11-7	6-3	5-4	
2008	30-27	14-14	16-13	22-22	11-11	11-11	17-26	9-13	8-13	10-8	6-3	4-5	
2009	30-27	17-11	13-16	21-19	11-8	10-11	27-20	16-9	11-11	9-9	4-5	5-4	
2010	32-25	18-11	14-14	25-18	16-7	9-11	19-25	11-9	8-16	14-4	6-3	8-1	
2011	40-17	20-7	20-10	25-18	15-7	10-11	22-22	13-10	9-12	9-9	4-5	5-4	
2012	27-30	17-13	10-17	28-19	14-10	14-9	24-16	12-6	12-10	14-4	7-2	7-2	
2013	53-23	26-12	27-11	13-19	8-8	5-11	15-20	7-11	8-9	10-10	5-5	5-5	
2014	33-43	14-25	19-18	14-19	6-10	8-9	10-23	6-10	4-13	10-10	7-3	3-7	
2015	36-40	17-21	19-19	18-14	9-7	9-7	23-11	12-5	11-6	11-9	5-5	6-4	
2016	47-58	26-11	21-18	19-14	11-7	8-7	16-17	10-6	6-11	13-7	6-4	7-3	
2017	34-42	18-20	16-22	18-16	10-7	8-9	12-20	6-6	6-10	14-6	7-3	7-3	
2018	28-48	13-25	15-23	18-15	9-7	9-8	12-21	7-10	5-11	9-11	5-5	4-6	
2019	78-84	45-36	33-48	18-16	10-8	8-8	18-14	9-6	9-8	9-11	4-6	5-5	
2020	16-24	13-7	3-17	-	-	-	-	-	-	6-14	3-7	3-7	
2021	28-48	18-21	10-27	11-21	6-9	5-12	14-20	8-9	6-11	7-13	4-6	3-7	
2022	31-45	16-22	15-23	17-16	7-9	10-7	9-24	6-11	3-13	11-9	5-5	6-4	
TOTALS	1710-1832	935-827	775-976	618-573	334-267	283-306	1378-1534	758-701	620-843	249-235	132-110	117-125	

RECORDS

DEVELOPMENT

MEDIA



**RANGERS AGAINST THE AMERICAN LEAGUE**

YEAR	BAL	BOS	CWS	CLE	DET	HC	LAA	MIL*	MIN	NYN	OAK	SEA	TB	TOR	AL TOT
1972	6-6	4-8	4-14	3-9	2-10	6-8	7-10	7-5	7-11	4-8	4-11				54-100
1973	2-10	3-9	5-13	5-7	7-5	7-11	7-11	4-8	6-12	4-8	7-11				57-105
1974	8-4	7-5	7-9	8-4	7-5	10-8	9-9	5-7	9-9	4-8	10-8				84-76
1975	5-7	4-8	13-5	7-5	11-1	4-14	9-9	6-6	10-8	4-8	6-12				79-83
1976	4-8	9-3	11-7	5-7	7-5	11-7	6-12	2-10	7-11	3-9	11-7				76-86
1977	6-4	4-6	9-6	9-2	8-2	7-8	10-5	5-5	7-8	3-7	13-2	6-9		7-4	94-68
1978	4-7	7-3	4-11	9-1	3-7	8-7	10-5	4-6	9-6	4-6	9-6	12-3		4-7	87-75
1979	6-6	6-6	2-11	7-5	6-6	7-6	8-5	3-9	4-4	4-8	11-2	7-6		7-5	83-79
1980	6-6	7-5	7-6	6-6	8-4	3-10	2-11	7-5	3-9	5-7	6-7	9-4		7-5	76-85
1981	1-2	6-3	4-2	2-2	3-9	4-3	4-2	5-4	8-5	4-5	2-4	8-5		6-2	57-48
1982	3-9	2-10	5-8	5-7	4-8	6-7	5-8	5-7	8-5	5-7	8-5	4-9		4-8	64-98
1983	3-9	5-7	5-8	9-3	4-8	5-8	7-6	4-8	8-5	5-7	11-2	7-6		4-8	77-85
1984	3-9	7-5	8-5	3-9	2-10	7-6	8-5	6-5	5-8	6-6	5-8	3-10		6-6	69-92
1985	2-10	7-5	3-10	5-7	5-7	7-6	4-9	3-8	5-8	4-8	7-6	7-6		3-9	62-99
1986	7-5	4-8	11-2	6-6	6-6	5-7	5-8	5-8	8-4	7-6	5-7	10-3	9-4	5-7	87-75
1987	5-7	5-7	6-7	10-2	4-8	6-7	8-5	3-9	7-6	7-5	7-6	4-9		3-9	75-87
1988	6-6	4-8	5-8	6-6	4-8	6-7	5-8	4-8	6-7	6-5	5-8	7-6		6-6	70-91
1989	3-9	6-6	10-3	5-7	8-4	5-8	7-6	7-5	8-5	7-5	5-8	7-6		5-7	83-79
1990	4-8	7-5	6-7	5-7	6-6	8-5	5-8	7-5	8-5	9-3	5-8	6-7		7-5	83-79
1991	3-9	7-5	5-8	8-4	6-6	6-7	8-5	5-7	7-6	7-5	9-4	8-5		6-6	85-77
1992	5-7	8-4	8-5	7-5	4-8	7-6	4-9	5-7	7-6	6-6	4-9	9-4		3-9	77-85
1993	8-4	6-6	5-8	5-7	6-6	6-7	7-6	8-4	6-7	9-3	8-5	5-8		7-5	86-76
1994	3-3	5-1	5-4	7-5	7-5	3-4	4-6	3-3	5-4	2-3	3-7	1-9		4-8	52-62
1995	1-4	4-3	7-5	3-6	8-4	6-8	7-6	7-5	8-5	3-6	8-5	3-10		9-3	74-70
1996	10-3	6-6	4-8	8-4	9-4	6-6	9-4	7-6	5-7	7-5	6-7	3-10		10-2	90-72
1997	1-10	8-3	8-3	6-5	4-7	5-6	4-8	4-7	8-3	4-7	7-5	4-8		4-7	67-79
1998	5-6	5-6	6-5	7-4	8-3	8-3	7-5	4-7	3-8	6-6	7-5		7-4	7-4	80-66
1999	6-6	5-4	5-5	7-3	5-5	6-4	6-6	12-0	4-8	7-5	8-5	8-4	6-4	8-4	85-59
2000	6-6	3-7	5-5	4-6	5-5	7-3	5-7	4-8	2-10	7-5	5-7	7-5	4-6	4-6	64-80
2001	7-2	2-5	2-7	4-5	1-8	5-4	12-7	5-4	4-3	10-9	5-15	5-4	3-6	3-6	65-79
2002	6-3	3-4	4-5	5-4	4-5	2-7	7-12	3-6	3-4	6-13	7-13	5-4	8-1	63-81	
2003	2-7	4-5	4-3	5-4	6-1	2-7	10-9	4-5	5-4	4-15	10-10	6-3	5-4	64-77	
2004	2-5	5-4	3-6	8-1	5-4	5-4	10-9	2-5	4-5	9-11	12-7	7-2	7-2	7-2	79-65
2005	6-4	2-7	6-3	3-3	2-4	8-2	4-15	6-3	3-7	8-11	13-6	2-6	7-3	70-74	
2006	6-3	4-5	5-5	4-5	5-5	3-3	8-11	5-4	2-8	10-9	11-8	6-3	4-2	73-71	
2007	6-4	4-6	4-2	3-6	4-5	4-5	9-10	2-1	2-7	1-5	10-9	8-11	4-5	5-5	64-80
2008	5-4	1-9	3-3	4-6	3-6	7-2	7-12	5-5	4-3	12-7	11-8	3-6	4-4	69-75	
2009	5-5	7-2	4-2	8-1	2-7	3-3	11-8	4-6	4-5	8-11	11-8	6-3	5-5	78-66	
2010	4-6	6-4	5-4	4-2	6-3	7-2	10-9	2-1	3-7	4-4	10-9	12-7	2-4	3-7	76-68
2011	5-1	6-4	4-4	9-1	3-6	6-2	12-7	3-5	2-7	13-6	15-4	5-4	4-6	87-57	
2012	5-2	6-2	3-6	5-4	7-3	5-4	9-10	8-2	3-4	8-11	10-9	4-5	6-3	79-65	
2013	2-5	4-2	4-2	1-5	4-3	3-3	15-4	2-2	3-4	4-3	9-10	12-7	4-4	1-6	81-62
2014	1-6	2-4	4-2	1-6	3-4	1-5	5-14	5-2	3-4	10-9	10-9	2-5	2-4	57-86	
2015	6-1	5-2	3-3	3-3	5-2	4-3	7-12	3-3	3-3	5-2	9-10	7-12	5-2	2-4	77-65
2016	4-3	3-3	2-4	5-2	4-2	6-1	10-9	2-1	2-5	4-3	10-9	12-7	2-4	3-4	82-60
2017	1-6	1-5	3-4	1-6	5-1	6-1	11-8	3-4	3-3	8-11	8-11	4-4	2-4	64-78	
2018	4-3	1-6	3-4	2-4	4-3	5-2	6-13	4-2	3-4	6-13	9-10	1-5	3-3	58-84	
2019	6-1	3-4	3-4	3-4	6-0	5-2	10-9	1-2	1-6	3-3	6-13	11-8	3-3	3-3	69-73
2020							6-4				3-7	2-8			16-24
2021	3-4	4-3	1-5	2-4	1-6	4-2	8-11	3-4	1-6	9-10	6-13	4-3	2-4	53-89	
2022	0-6	1-6	4-3	1-5	3-4	4-2	10-9	5-2	3-4	11-8	5-14	3-4	2-4	57-85	
TOTAL	218-271	235-254	255-281	258-232	249-255	277-264	384-416	143-170	282-282	208-279	396-403	356-366	105-94	216-226	3660-3879

\* - Milwaukee moved to National League following the 1997 season

**RANGERS AGAINST THE NATIONAL LEAGUE**

YEAR	ATL	ARI	CHI	CIN	COL	MIA	HOU*	LA	NY	PHI	PIT	STL	SD	SF	WSH	NL TOT
1997					3-1		3-1						2-2	2-2		10-6
1998		3-1			2-1		0-3						2-1	1-2		8-8
1999		3-3			1-2		2-1						1-2	3-0		10-8
2000		4-2			0-3		1-2						2-1	0-3		7-11
2001					2-1		3-3	1-2					1-2	1-2		8-10
2002	0-3						2-4				3-0					9-9
2003	0-3					1-2	2-4		1-2						0-3	4-14
2004				0-3			3-0	3-3			3-0	1-2				10-8
2005	2-1					1-2	4-2			0-3					2-1	9-9
2006		3-0			1-2		2-4					1-2	0-3			7-11
2007			2-1	2-1			4-2				1-2					11-7
2008	2-1						3-3		1-2	2-1					2-1	10-8
2009		2-1					5-1	1-2					1-2	0-3		9-9
2010			1-2			3-0	5-1				3-0					14-4
2011	2-1					1-2	4-2		1-2	1-2						9-9
2012		2-1			2-1		5-1					3-0	2-1			14-4
2013		2-2	1-2	2-1			17-2				0-3	3-0				10-10
2014	3-0				1-3	2-2	8-11		1-2	2-1					1-2	10-10
2015		1-3			2-1		13-6	3-1				3-3	2-1			11-9
2016			1-2	2-2	3-1		15-4				2-1	3-0				13-7
2017	2-1					1-2	7-12		2-2	3-0			3-1		3-0	14-6
2018		2-2			2-1		7-12	0-4				4-2	1-2			9-11
2019		1-3	2-1	2-1			6-13				1-3	2-1				9-11
2020		1-3			3-3		5-5	1-2				0-4	1-2			6-14
2021		3-1			2-4		5-14	1-2				0-3	1-3			7-13
2022	2-1				1-3	2-1	5-14		1-2	4-0					1-2	11-9
TOTALS	13-11	27-22	9-9	10-9	25-27	14-11	130-123	13-20	7-12	12-7	13-9	9-3	23-25	13-23	9-9	249-235

^ - Houston moved to American League for the 2013 season

**RANGERS BY MONTH AND DAY OF WEEK**

	YEAR	MARCH	APRIL	MAY	JUNE	JULY	AUG.	SEPT.	OCT.		SUN.	MON.	TUE.	WED.	THU.	FRI.	SAT.	TOTAL
FRONT OFFICE	1972	—	7-6	10-18	10-14	12-19	10-19	3-23	2-1		14-14	3-12	8-16	6-15	5-11	9-14	9-18	54-100
	1973	—	6-10	9-18	10-18	15-17	6-24	11-18	—		12-17	6-9	9-17	7-18	6-9	16-12	3-23	87-105
	1974	—	13-8	11-16	15-14	14-14	16-13	14-10	1-1		16-15	6-8	10-9	13-13	7-13	14-9	18-9	84-76
	1975	—	9-9	14-14	13-16	12-18	19-12	12-14	—		13-15	7-8	14-13	12-9	8-10	13-15	12-13	79-83
	1976	—	9-6	15-12	16-12	8-22	12-19	13-15	3-0		15-15	9-9	10-13	8-14	6-11	14-11	14-13	76-86
	1977	—	10-8	11-13	14-16	19-8	19-13	19-10	2-0		17-15	11-8	11-8	17-8	9-7	16-10	13-12	94-68
	1978	—	9-10	14-12	16-13	10-20	16-10	21-10	1-0		15-5	9-10	8-12	12-7	12-7	16-13	15-11	87-75
	1979	—	12-7	16-13	16-13	11-16	9-22	19-8	—		12-16	7-11	16-8	13-10	7-9	13-14	15-11	83-79
	1980	—	10-8	12-15	13-15	14-13	15-15	9-17	3-2		14-15	13-4	9-14	7-17	6-10	16-11	11-14	76-85
	1981	—	10-7	16-12	7-3	0-0	9-10	13-15	2-1		8-9	8-5	9-9	10-5	5-5	8-6	9-9	57-48
COACHES	1982	—	6-11	8-18	14-11	11-19	12-20	13-16	0-3		11-17	7-13	5-17	11-13	7-8	12-14	11-16	64-98
	1983	—	12-9	10-15	19-9	8-20	12-19	16-11	0-2		13-14	7-10	14-10	11-14	7-8	14-14	11-15	77-85
	1984	—	8-14	12-15	15-15	10-17	15-13	9-18	—		8-17	6-11	13-12	8-15	9-10	15-11	10-16	69-92
	1985	—	7-12	10-17	11-17	11-16	9-18	12-16	2-3		12-14	10-11	10-13	4-18	4-13	15-11	7-19	62-99
	1986	—	9-10	15-13	16-13	12-14	17-12	15-11	3-2		12-15	8-11	13-11	14-10	8-7	17-9	15-12	87-75
	1987	—	8-11	11-16	16-12	14-13	12-17	14-14	0-4		14-13	7-12	14-10	12-13	2-10	12-16	14-13	75-87
	1988	—	8-13	17-11	12-15	9-18	14-14	9-19	1-1		10-16	12-15	6-12	14-10	8-15	7-10	13-13	70-91
	1989	—	17-5	10-17	16-13	13-12	12-16	15-15	0-1		13-12	9-7	10-12	13-11	12-10	14-13	12-14	83-79
	1990	—	11-9	8-19	16-13	17-9	14-15	16-12	1-2		6-19	12-9	8-17	15-10	10-5	15-11	17-8	83-79
	1991	—	8-8	18-9	13-14	13-14	15-16	16-13	2-3		17-7	10-8	15-10	9-14	9-10	11-16	14-12	85-77
PLAYERS	1992	—	13-11	16-12	14-13	11-15	11-18	10-14	2-2		16-10	5-12	12-12	13-12	9-8	11-18	11-13	77-85
	1993	—	11-10	14-14	10-16	17-11	17-12	16-11	1-2		14-13	13-9	15-11	13-10	8-6	11-15	12-12	86-76
	1994	—	9-12	14-14	12-15	15-14	2-7	—	—		5-13	8-5	9-7	7-10	6-7	12-7	5-13	52-62
	1995	—	2-3	16-12	17-10	9-18	15-14	14-13	1-0		13-10	5-11	9-11	10-13	11-6	11-12	15-7	74-70
	1996	—	16-10	18-9	14-13	13-14	16-12	13-14	—		16-11	10-9	14-10	14-9	4-14	12-13	20-6	90-72
	1997	—	14-10	15-13	10-17	11-16	14-17	13-12	—		13-13	6-13	9-14	14-7	11-10	10-16	14-12	77-85
	1998	0-1	18-7	15-13	13-15	11-15	16-13	15-10	—		13-13	8-7	14-10	14-9	12-9	14-13	13-13	88-74
	1999	—	13-10	17-10	15-13	16-9	18-12	16-10	0-3		13-12	11-11	15-9	19-5	9-5	16-11	12-14	95-67
	2000	—	9-15	18-10	10-15	13-13	9-21	12-16	0-1		10-16	8-8	12-13	12-13	8-11	10-15	11-15	71-91
	2001	—	11-14	8-19	12-15	17-10	13-16	11-10	1-5		15-12	4-9	11-14	8-18	11-10	14-10	10-16	73-89
2022 REVIEW	2002	—	10-15	11-16	14-14	10-17	15-12	12-16	—		8-17	6-9	8-17	17-8	13-8	11-14	9-17	72-90
	2003	1-0	12-14	12-15	7-20	13-14	17-12	9-16	—		13-14	7-3	11-14	11-14	11-12	9-17	9-17	71-91
	2004	—	13-9	14-13	17-9	13-14	16-12	14-15	2-1		11-15	7-7	14-10	13-11	11-11	13-12	20-7	89-73
	2005	—	12-13	18-7	10-17	13-14	11-18	15-12	0-2		13-13	7-8	10-16	14-11	6-13	14-12	15-10	79-83
	2006	—	13-12	15-13	13-14	11-15	17-12	11-15	0-1		16-10	8-8	11-14	10-15	10-7	16-10	9-16	80-82
	2007	—	10-15	9-20	14-12	14-12	14-14	14-14	—		14-12	6-9	16-10	10-14	4-15	13-13	12-14	75-87
	2008	0-1	10-17	19-10	14-13	13-12	11-18	12-12	—		13-14	6-12	16-9	12-12	9-8	13-13	10-15	79-83
	2009	—	10-11	20-9	11-15	17-8	14-15	13-15	2-2		14-13	7-9	15-11	14-9	10-8	17-9	10-16	87-75
	2010	—	11-12	15-12	21-6	14-13	13-15	15-12	1-2		13-13	7-7	13-10	17-8	13-9	15-11	12-14	90-72
	2011	—	16-11	13-15	14-13	18-9	16-12	19-6	—		16-10	13-5	13-12	13-11	7-10	19-6	15-12	96-66
OPONENTS	2012	—	17-6	14-14	19-9	9-14	19-10	15-13	0-3		19-8	10-9	13-12	13-11	10-6	14-11	14-12	93-69
	2013	0-1	17-8	17-11	14-14	11-15	20-7	12-16	—		14-13	12-9	13-11	15-8	10-6	14-12	13-13	91-72
	2014	0-1	15-12	13-15	9-17	6-20	10-18	14-12	—		12-14	8-11	8-17	12-13	7-8	12-14	8-18	67-95
	2015	—	7-14	19-11	14-13	10-14	18-10	18-10	2-2		11-15	9-7	16-9	12-13	11-7	14-12	15-11	88-74
	2016	—	14-10	17-11	20-8	11-15	18-10	15-11	0-2		13-12	13-9	17-8	11-14	7-6	16-10	18-8	95-67
	2017	—	11-14	15-14	13-13	11-14	16-12	12-16	0-1		10-16	6-12	11-13	12-14	10-6	15-11	14-12	78-84
	2018	1-2	10-17	13-16	14-11	8-17	12-14	9-18	—		9-18	6-14	9-16	10-13	6-7	15-12	12-15	67-95
	2019	2-1	12-13	14-13	18-11	8-16	13-16	11-14	—		14-13	7-5	8-17	14-12	11-8	10-16	14-13	78-84
	2020	—	—	—	—	2-4	10-17	10-17	—		5-5	1-4	3-6	4-5	0-6	5-5	4-7	22-38
	2021	—	11-16	11-17	9-16	6-18	10-18	12-15	1-2		12-15	6-10	13-12	7-17	5-13	6-20	11-15	60-102
2022	—	7-14	17-10	12-14	10-17	12-16	8-19	2-4		10-17	9-8	11-16	9-15	10-7	8-17	11-14	68-94	
Totals		4-7	543-536	694-681	682-667	594-726	696-747	659-689	38-61		640-690	406-462	581-614	590-598	417-455	655-627	621-668	3910-4114

**RECORDS**

**FRANCHISE MONTHLY HIGHS AND LOWS**

Wins	Losses	Highest Winning Pct.	Lowest Winning Pct.
21 September, 1978	24 August, 1973	.778 (21-6) June, 2010	.115 (3-23) September, 1972
June, 2010	23 September, 1972	.773 (17-5) April, 1989	.200 (6-24) August, 1973
20 May, 2009	22 July, 1976	.760 (19-6) September, 2011	.231 (6-20) July, 2014
August, 2013	August, 1979	.741 (20-7) August, 2013	.250 (6-18) July, 2021
June, 2016	21 August, 2000	.739 (17-6) April, 2012	.267 (8-22) July, 1976
19 August, 1975	20 July, 1978	.720 (18-7) April, 1998	.259 (7-20) June, 2003
July, 1977	August, 1982	.720 (18-7) May, 2005	.286 (8-20) July, 1983
August, 1977	July, 1983	.714 (20-8) June, 2016	.290 (9-22) August, 1979
September, 1977	June, 2003	.704 (19-8) July, 1977	.296 (8-19) May, 1990
September, 1979	May, 2007	.704 (19-8) September, 1979	.296 (8-19) May, 2001
June, 1983	July, 2014	.690 (20-9) May, 2009	.296 (8-19) September, 2022
May, 2008	19 8 times	.680 (17-8) July, 2009	.300 (9-21) August, 2000
September, 2011		.679 (19-9) June, 1983	.308 (8-18) May, 1982
June, 2012		.679 (19-9) June, 2012	
August, 2012			
May, 2015			

**MEDIA**

## RANGERS MISCELLANEOUS RECORDS

YEAR	ONE-RUN GAMES	TWO-RUN GAMES	HOME	ROAD	DAY	NIGHT	EXTRA INNINGS	DOUBLE-HEADERS	SPLIT DH'S
1972	19-28	8-20	31-46	23-54	20-30	34-70	5-11	3-4-3	—
1973	14-23	14-22	35-46	22-59	10-30	47-75	10-6	2-7-5	—
1974	22-13	18-14	42-38	42-38	21-19	63-57	16-9	1-3-7	—
1975	33-21	13-21	39-41	40-42	18-15	61-68	16-10	2-4-7	—
1976	33-29	11-19	39-42	37-44	17-20	59-66	13-13	1-5-6	—
1977	30-29	15-10	44-37	50-31	23-18	71-50	14-6	7-4-4	—
1978	33-29	13-14	52-30	35-45	15-20	72-55	9-7	6-2-6	—
1979	23-30	16-11	44-37	39-42	15-12	68-67	5-4	1-3-4	—
1980	20-30	11-16	39-41	37-44	19-19	57-66	9-9	1-2-4	—
1981	13-15	9-7	32-24	25-24	13-18	44-30	4-4	0-1-1	—
1982	20-26	13-20	38-43	26-55	14-20	50-78	6-6	2-1-5	—
1983	23-28	15-24	44-37	33-48	12-21	65-64	8-11	1-3-2	—
1984	25-29	11-20	34-46	35-46	13-22	56-70	7-10	0-0-2	—
1985	11-27	18-18	37-43	25-56	12-25	50-74	1-8	0-1-1	—
1986	28-26	14-13	51-30	36-45	17-17	70-58	10-8	3-0-0	—
1987	18-21	19-19	43-38	32-49	12-21	63-66	8-9	1-0-3	—
1988	21-31	14-12	38-43	32-48	15-20	55-71	7-5	0-1-1	—
1989	20-18	18-15	45-36	38-43	17-13	66-66	8-4	1-2-0	—
1990	37-22	13-19	47-35	36-44	13-16	70-63	8-5	0-2-1	—
1991	21-23	18-13	46-35	39-42	18-13	67-64	14-10	0-1-3	—
1992	25-22	18-16	36-45	41-40	17-14	60-71	9-7	1-0-1	—
1993	22-23	16-14	50-31	36-45	21-16	65-60	6-5	1-1-3	—
1994	16-18	9-14	31-32	21-30	10-18	42-44	5-8	1-0-0	—
1995	21-18	11-13	41-31	33-39	14-17	60-53	6-6	0-0-1	—
1996	20-21	16-13	50-31	40-41	28-16	62-56	5-7	1-0-0	—
1997	18-29	14-11	39-42	38-43	21-16	56-69	5-3	0-0-1	0-0-1
1998	19-17	16-11	48-33	40-41	16-22	72-52	3-3	0-0-1	0-1-0
1999	24-16	17-13	51-30	44-37	17-18	78-49	6-2	1-1-0	—
2000	27-25	11-19	42-39	29-52	16-23	55-68	5-5	1-0-0	—
2001	19-22	13-13	41-41	32-48	18-19	55-70	5-8	1-0-0	0-1-0
2002	18-26	13-18	42-39	30-51	15-21	57-69	6-12	1-2-0	—
2003	17-20	12-18	43-38	28-53	17-22	54-69	5-7	—	—
2004	24-19	20-17	51-30	38-43	25-26	64-47	5-4	2-0-0	—
2005	24-29	15-12	44-37	35-46	27-24	52-59	7-8	0-0-1	—
2006	17-26	18-12	39-42	41-40	16-22	64-60	2-5	—	0-0-1
2007	26-18	12-16	47-34	28-53	19-21	56-66	5-9	2-1-0	0-0-1
2008	28-18	12-15	40-41	39-42	17-24	62-59	5-6	1-0-1	—
2009	19-18	15-17	48-33	39-42	21-22	66-53	6-4	3-0-1	—
2010	30-23	16-17	51-30	39-42	19-25	71-47	11-6	—	—
2011	19-24	14-9	52-29	44-37	26-22	70-44	4-5	0-0-1	—
2012	24-22	16-11	50-31	43-38	26-15	67-54	8-5	0-0-1	0-0-2
2013	27-20	13-16	46-36	45-36	21-25	70-47	3-9	—	0-1-0
2014	25-22	10-14	33-48	34-47	25-19	42-76	2-5	2-5	—
2015	27-22	19-14	43-38	45-36	23-24	65-50	5-4	—	—
2016	36-11	14-16	53-28	42-39	24-23	71-44	6-6	—	—
2017	13-24	16-13	41-40	37-44	20-23	58-61	5-5	—	0-0-1
2018	12-19	15-20	34-47	33-48	18-28	49-67	7-7	—	—
2019	25-21	11-15	45-36	33-48	25-25	53-59	7-6	0-1-0	1-0-1
2020	7-6	3-5	16-14	6-24	7-14	15-24	2-2	0-0-1	—
2021	18-21	10-18	36-45	24-57	22-34	35-77	9-9	0-0-1	—
2022	15-35	18-18	34-47	34-47	25-34	43-60	6-9	0-0-2	0-0-2
TOTALS	1126-1153	714-775	2137-1886	1773-2228	945-1061	2977-3062	349-342	48-53-80	1-3-9

FRONT OFFICE

COACHES

PLAYERS

2022 REVIEW

OPPONENTS

RECORDS

DEVELOPMENT

MEDIA

## MARATHON GAMES IN RANGERS HISTORY

DATE	OPPONENT	INNINGS	SCORE	WINNER	LOSER	SITE
May 17, 1972	at Kansas City	18	W, 4-3	Panther	Abernathy	Kansas City
June 6, 1991	at Kansas City	18	L, 3-4	Boddicker	Rogers	Kansas City
August 25, 2001	vs. Boston	18	W, 8-7	Michalak	Lowe	Texas
June 24, 2004	vs. Seattle	18	W, 9-7	Shouse	Moyer	Texas
June 8, 2013	at Toronto	18	L, 3-4	Loup	Wolf	Toronto
June 8, 1975	at Cleveland	17	W, 7-6	Thomas	Buskey	Cleveland
Sept. 17, 1977	vs. Minnesota	17	W, 5-4	Barker	Carrithers	Texas
Sept. 10, 1988	vs. California	17	W, 3-2	Vande Berg	Cook	Texas
June 17, 1973	at Baltimore	16	L, 4-5	Reynolds	Stanhouse	Baltimore
June 1, 1976	at Chicago	16	W, 6-5	Foucault	Jefferson	Chicago
June 11, 1986	at Minnesota	16	W, 6-2	Williams	Jackson	Minnesota
Sept. 25, 1992	vs. Seattle	16	L, 3-4	Powell	Smith	Texas
August 18, 2003	at Detroit	16	W, 4-2	Mahay	Sparks	Detroit
May 14, 1975	vs. Milwaukee	15	L, 2-3	Rodriguez	Brown	Texas
June 28, 1978	at Oakland	15	L, 1-2	Broberg	Barker	Oakland
July 1, 1979	vs. Oakland	15	L, 12-13	Langford	Matlack	Texas
July 3, 1983	at Oakland	15	W, 16-4	Jones	Beard	Oakland
July 11, 1983	vs. Milwaukee	15	W, 5-4	Tobik	Augustine	Texas
July 20, 1985	at Detroit	15	L, 5-6	Scherrer	Harris	Detroit
June 16, 1991	vs. New York	15	W, 4-3	Bitker	Guettferman	Texas
Sept. 27, 1996	vs. California	15	L, 2-3	Harris	Whiteside	Texas

# RANGERS TEAM RECORDS

## TEAM RECORDS

FRONT OFFICE

### GAMES WON

Season	96	2011
Home	53	2016
Road	50	1977
Consecutive	14	May 12-27, 1991
Consecutive, Home	11	May 26-June 22, 1986
Consecutive, Road	10	Sept. 26, 2011-April 21, 2012
Consecutive, Road, One Season	9	July 22-August 3, 1977; August 4-23, 2013

vs. One Team	17	2013 vs. HOU
by Shutout	19	2011
Month	21	September, 1978
Most Successive Series Won	10	May 20-June 20, 2016
Most Series Swept	12	1999
Most Home Series Swept	7	2011
Most Road Series Swept	6	1999

COACHES

### GAMES LOST

Season	105	1973
Home	48	2014
Road	59	1973
Consecutive	15	Sept. 13-30, 1972
Consecutive, Home	9	May 13-29, 1990
Consecutive, Road	16	May 10-June 11, 2021
vs. One Team	15	2001 vs. SEA; 2003 vs. OAK 2005 vs. LAA
by Shutout	27	1972
Fewest Times Shut Out, Season	1	2001
Month	24	August, 1973

PLAYERS

### STANDINGS

Days in First Place	179	1999
Consecutive Days in First Place	176	April 9-Oct. 1, 2012
Games Over .500	31 (94-63)	Sept. 28, 1999
Largest Lead in Division	11.0	Sept. 30, 2010

2022 REVIEW

### GAMES

Season	163	1980, 1983, 1996, 2013
Month	32	July, 1977; August, 1977; August, 1982

### EXTRA INNINGS

Extra Inning Games, Season	26	1976
Fewest Extra Inning Games	6	1998
Consecutive Extra Inning Games	4	Sept. 16-19, 2002 (at SEA)
Consecutive Extra Inn. Games Won	10	1977 (Last 10 played)

### WINNING PERCENTAGE

Season	593	2011 (96-66)
Home	654	2016 (53-28)
Road	617	1977 (50-31)
Month	778	June, 2010 (21-6)

OPPONENTS

### LOWEST WINNING PERCENTAGE

Season	351	1972 (54-100)
Home	403	1972 (31-46)
Road	200	2020 (6-24)
Month	272	1973 (22-59)
Month	115	September, 1972 (3-23)

### PLAYERS USED

Season	64	2014
Pitchers, Season	40	2014
Players, Game	27	Sept. 1, 1993 at BOS
Pitchers, Game	11	Sept. 10, 2010 vs. NYY (13 inn.)
Players, Game, Both Clubs	54	SEA (29) at Texas (25); Sept. 25, 1992 (16 inn.)
Pitchers, Game, Both Clubs	19	NY Yankees (8) at Texas (11); Sept. 10, 2010 (13 inn.)
Pitchers, Inning, Both Clubs	8	2x: July 3, 2011 vs. FLA (4/4 in 8th); July 26, 2002 vs. OAK (4/4 in 7th)
Starting Pitchers, Season	19	2019
Consecutive Games, Different Starting Pitcher	8	Aug. 4-10, 1997

RECORDS

### FEWEST PLAYERS USED

Season	35	1984
Pitchers, Season	13	1978

Rookies Used	26	2021
Rookies, Pitchers	19	2019
Youngest Rookie to Make ML Debut	19	David Clyde, June 27, 1973; 18 years, 2 months
Oldest Rookie to Make ML Debut	19	Yoshinori Tateyama, May 24, 2011; 35 years, 149 days

DEVELOPMENT

MEDIA

- \*Major League Record
- \*\*American League Record
- \*\*\*Ties Major League Record
- \*\*\*\*Ties American League Record

## LENGTH OF GAME

Innings	18	May 17, 1972 at KC June 6, 1991 at KC Aug. 25, 2001 vs. BOS June 24, 2004 vs. SEA June 15, 2013 at TOR Sept. 1, 2017 vs. LAA Aug. 25, 2001 vs. BOS Aug. 16, 1974 at CLE April 17, 1983 at BOS Sept. 22, 1992 vs. MIN Sept. 16-19, 2002 at SEA
Time, 9 innings	4:33	
Time, Extra Innings	6:35	
Time, Shortest	1:36	
Longest 1-0 Game Won (Inn.)	14	
Longest 1-0 Game Lost (Inn.)	13	
Successive Extra Inning Games Between Same Clubs	++4	

## SCORING MARGIN

Largest Margin of Victory	+27	Aug. 22, 2007 at BAL (G1) (30-3)
Largest Margin of Defeat	-21	Sept. 30, 2000 at OAK (2-23)
Shutout Victory	16-0	Aug. 5, 2014 at CWS April 18, 1972 at CWS Sept. 4, 1973 at CWS July 19, 2021 at DET down 4-14 to win 16-15 May 8, 2004 vs. DET ahead 9-0, 10-1 to lose 13-14 May 16, 2006 at NYY
Shutout Defeat	0-14	
Largest Deficit Overcome to Win	10	
Largest Lead Relinquished to Lose	9	
Wins, by 10 or More Runs	10	1996
Losses, by 10 or More Runs	8	1994
Runs, One-Run Victory	17	May 5, 2000 vs. OAK (17-16)
1-0 Games, Won	5	1974, 1975, 1976, 1990, 2014
1-0 Games, Lost	7	1976

## ERRORS

Season	191	1975
Season, Fewest	83	2021
Consecutive Games, No Errors	15	Aug. 4-19, 1996 (141.1 IP)

## DOUBLE PLAYS

Season	191	2008
Game	6	Aug. 2, 2006 at MIN; April 15, 2011 at NYY Oct. 3, 2022 vs. NYY

## TEAM BATTING

### BATTING AVERAGE

Season	.293	1999
Season, Lowest	.2169	2020
Month	.2171	1972
Month	.325	April, 1998
Players, .300+ Batting Average	4	1998, 1999

### AT-BATS

Season	5,728	2008
Season, Fewest	5,029	1972
Game	68	June 24, 2004 vs. SEA (18 inn.)
Game, 9 innings	**57	Aug. 22, 2007 at BAL (G1)
Game, Fewest	17	June 6, 1980 vs. CWS
Plate Appearances, Game	77	June 6, 1991 at KC (18 inn.)
Plate Appearances, 9 Innings	**65	Aug. 25, 2001 vs. BOS (18 inn.)
Game, Fewest PAs	19	Aug. 22, 2007 at BAL (G1) June 3, 1973 vs. BAL; July 23, 2014 at NYY

### SLUGGING PERCENTAGE

Season	.479	1999
Season, Lowest	.290	1972

### ON-BASE PERCENTAGE

Season	.361	1999
Season, Lowest	.285	2020
Month	.290	1972

### RUNS

Season	945	1999
Fewest Runs, Season	461	1972
Month	185	August, 1977
Game	+30	Aug. 22, 2007 at BAL (G1)
Game, Road	+30	Aug. 22, 2007 at BAL (G1)
Shutout Game	-16	Aug. 5, 2014 at CWS
Inning	-16	April 19, 1996 vs. BAL (8th)
Extra Inning	+12	July 3, 1983 at OAK (15th)
Doubleheader	+39	Aug. 22, 2007 at BAL (G1)
Games 10+ Runs, Season	25	2008
Game, Both Clubs - 9 Innings	36	Aug. 12, 2008 at BOS (17-19)
Game, Both Clubs - Extra Inn.	25	July 1, 1979 vs. OAK (12-13 in 15 inn.); June 29, 2008 at CLE (12-13 in 13 inn.) May 8, 2004 vs. DET (5th)
Inning, Both Clubs	18	May 8, 2004 vs. DET (5th)
Doubleheader, Both Clubs	49	Aug. 22, 2007 at BAL (30-3, 9-7)
Game, Opponent	23	Sept. 30, 2000 at OAK
Inning, Opponent	13	Sept. 14, 1978 vs. CAL (9th)
		Aug. 8, 2001 vs. DET (9th)

**HITS**

Season .....	1,653	1999
Fewest Hits, Season.....	1,092	1972
Game.....	29	Aug. 22, 2007 at BAL (G1)
Inning.....	10	May 17, 2001 vs. CLE (2nd)
		Aug. 22, 2007 at BAL (G1-6th)
		Aug. 9, 1990 at CLE (6th)
		May 17, 2001 vs. CLE (2nd)
Consecutive Hits, Inning.....	9	Aug. 22, 2007 at BAL
		2011
Doubleheader.....	40	June 28, 1996 at SEA:
Players, 100+ Hits, Season.....	+10	Texas (16) at SEA (22)
Game, Both Clubs - 9 Innings.....	38	Aug. 22, 2007 at BAL (G1):
		Texas (29) at BAL (9)
		July 25, 2011 vs. MIN:
		Texas (27) vs. MIN (11)
		July 1, 1979 vs. OAK (15 inn.):
		Texas (21) vs. OAK (29)
		Aug. 22, 2007 at BAL:
		Texas (40) at BAL (19)
Game, Opponent - 9 Innings.....	25	Aug. 9, 1999 vs. TOR
Game, Opponent - Extra Innings.....	22	May 14, 1983 vs. BAL (11 inn.)
		July 20, 1994 at CLE (14 inn.)

**DOUBLES**

Season.....	+376	2008
Fewest Doubles, Season.....	166	1972
Game.....	9	May 23, 2008 at CLE
Inning.....	*6	July 31, 2002 vs. NYY (2nd)

**TRIPLES**

Season.....	46	1989
Fewest Triples, Season.....	17	1972, 1975
Game.....	4	July 26, 1973 vs. CAL

**TOTAL BASES**

Season.....	2,705	1999
Fewest Total Bases, Season.....	1,460	1972
Game.....	49	Aug. 22, 2007 at BAL (G1)

**LEFT ON BASE**

Season.....	1,253	1996
Season, Fewest.....	1,007	2021, 2022
Game, 9 Innings.....	17	Aug. 9, 1990 at CLE
		June 1, 2007 at SEA
		June 9, 2018 vs. HOU
		Aug. 9, 1974 vs. DET (14 Inn.)
Game, Extra Innings.....	22	11x, last Oct. 1, 2022 at LAA
Game, Fewest.....	0	

**EXTRA BASE HITS**

Season.....	605	2008
Fewest Extra Base Hits, Season.....	239	1972
Game.....	13	Sept. 2, 2018 vs. MIN:
		6 2B, 1 3B, 6 HR
		July 31, 2002 vs. NYY (2nd)
		June 8-Sept. 24, 2001
Inning.....	7	
Cons. Games With XBH.....	93	

**RUNS BATTED IN**

Season.....	897	1999
Season, Fewest.....	424	1972
Game.....	+30	Aug. 22, 2007 at BAL (G1)
Players, 100+ RBI, Season.....	4	1999
DH RBI.....	138	1999

**WALKS**

Season.....	660	1996
Season, Fewest.....	417	2014
Season, Intentional BB.....	56	1993
Season, Fewest Intentional BB.....	10	2021
Game - 9 Innings.....	14	Sept. 12, 1990 at NYY
Game - Extra Innings.....	17	Aug. 9, 1974 vs. DET (14 inn.)

**STRIKEOUTS**

Season.....	1,578	2019
Fewest Strikeouts, Season.....	589	1980
Game.....	21	Aug. 6, 2007 vs. OAK (13 inn.)
Game, 9 Innings.....	+20	May 25, 2017 at BOS
Successive Strikeouts, Game.....	7	June 15, 1984 at SEA (Langston)
		May 28, 1986 vs. CWS (Cowley)
		Sept. 21, 2008 vs. LAA (Lackey)
		May 28, 1986 vs. CWS (Cowley)
Successive K's, Start of Game.....	7	

**HIT BY PITCH**

Season.....	88	2018
Season, Fewest.....	20	1984
Game.....	+6	June 9, 2018 vs. HOU

**SACRIFICE HITS**

Season.....	116	1977
Season, Fewest.....	9	2005
Game.....	5	Aug. 9, 1974 vs. DET
		Aug. 1, 1977 vs. CWS
		Sept. 1, 1993 vs. BOS

**SACRIFICE FLIES**

Season.....	69	1996
Season, Fewest.....	31	2021
Game.....	4	June 6, 1976 vs. DET
		July 26, 1994 vs. MIN
		Sept. 29, 2004 vs. ANA
		Sept. 22, 2015 at OAK

**GROUNDED INTO DOUBLE PLAYS**

Season.....	161	2000
Season, Fewest.....	82	2022
Game.....	5	July 22, 1980 vs. BOS
		Sept. 10, 1988 vs. CAL
		Aug. 31, 1993 vs. BOS
		May 18, 1999 vs. TB
		Aug. 8, 2003 vs. TOR

**STOLEN BASES**

Season.....	196	1978
Season, Fewest.....	53	2006
Game.....	9	April 20, 2010 at BOS
Game, Opponent.....	6	June 29, 1976 vs. OAK
		Aug. 8, 1980 vs. DET
		April 5, 1984 vs. CLE
		Oct. 5, 1991 vs. OAK
		May 27, 2019 at SEA
		1978
		1978

**CAUGHT STEALING, SEASON.....**

Season.....	91	1978
Fewest Caught Stealing, Season.....	15	2005

**PINCH-HITTERS/RUNNERS**

Pinch-Hitters, Inning.....	5	July 7, 1979 vs. CWS
Pinch-Hitters, Game.....	7	July 7, 1979 vs. CWS
Pinch-Runners, Inning.....	*4	Sept. 10, 1987 at CAL

**TEAM PITCHING****GAMES**

Season.....	163	1980, 1983, 1996, 2013
Season, Relief Appearances.....	532	2022
Season, Fewest Relief App.....	170	1978

**WINS**

Season.....	96	2011
Season, Starters.....	75	1996
Season, Relievers.....	41	2016
Season, Rookies.....	45	1986
Pitchers, 15 or More Wins, Season.....	3	1996
Pitchers, 13+ Wins, Season.....	+5	2011
Pitchers, 10 or More Wins, Season.....	5	1997, 1990, 1996, 2011
Pitchers Recording a Win, Season.....	23	2014

**LOSSES**

Season.....	105	1973
Season, Starters.....	83	1982
Season, Relievers.....	41	2022

**EARNED RUN AVERAGE**

Season, Lowest.....	3.31	1983
Season, Highest.....	5.71	2001

**COMPLETE GAMES**

Season, Most.....	63	1976
Season, Fewest.....	+0	2007, 2021
Consec. Games, No CG.....	195	Aug. 30, 2006 - April 4, 2008

**SHUTOUTS**

Season.....	19	2011
Season, Fewest.....	3	1987, 1992, 2001, 2003, 2021
Consecutive Shutouts.....	4	April 27-30, 1981
Season, Fewest CG Shutouts.....	+0	1987, 2000, '07, '10, '16, '18, '21
Consec. Games, No Shutouts.....	120	May 21-October 4, 1992

**CONSECUTIVE SCORELESS INNINGS**

Consecutive Scoreless Innings.....	39.0	April 27-May 1, 1981
vs. One Club.....	35.0	April 22-Aug. 14, 1981 vs. BOS
Consecutive Batters Retired.....	40	May 3-4, 1996

**SAVES**

Season.....	56	2016
Season, Fewest.....	12	1974

**INNINGS PITCHED**

Season.....	1,479.0	1991
Season, Fewest.....	1,374.2	1972
Season, Starters.....	1,141.2	1976
Season, Fewest, Starters.....	793.1	2022
Season, Relievers.....	641.2	2022
Season, Fewest, Relievers.....	321.1	1978

**HITS ALLOWED**

Season.....	1,683	2000
Season, Fewest.....	1,258	1972
Game, Extra Innings.....	29	July 1, 1979 vs. OAK (15 inn.)
Game, 9 Innings.....	25	Aug. 9, 1999 vs. TOR

## RUNS ALLOWED

Season	.....974	2000
Season, Fewest	.....609	1983
Game	.....23	Sept. 30, 2000 at OAK
Season, Games 10+	.....30	2000

## EARNED RUNS ALLOWED

Season	.....913	2001
Season, Fewest	.....540	1972, 1983
Game	.....23	Sept. 30, 2000 at OAK

## WALKS ALLOWED

Season	.....760	1987
Season, Fewest	.....421	1978
Intentional BB, Season	.....74	1972
Fewest Intentional BB, Season	.....11	2019, 2021
Game, 9 Innings	.....14	Sept. 24, 1999 vs. ANA
Game, Extra Innings	.....14	June 6, 1991 at KC (18 inn.)
Intentional BB, Game	.....6	June 6, 1991 at KC (18 inn.)

## STRIKEOUTS

Season	.....1,379	2019
Season, Fewest	.....690	1982
Game	.....18	July 25, 1989 vs. TOR
Game, Both Teams	.....35	Aug. 6, 2007 vs. OAK
Game, Both Teams, 9 Innings	.....31	July 13, 1997 at SEA
Rookies, 150 or More K's	.....7	1986
Games Between Individual 10-Strikeout Performances	.....815	July 16, 1980-Sept. 21, 1985

## HOME RUNS ALLOWED

Season	.....241	2019
Fewest HR Allowed, Season	.....92	1972
Game	.....7	April 6, 2006 vs. DET
Grand Slams Allowed, Season	.....9	1987, 1988
Cons. Innings, No HR Allowed	.....101	Aug. 10-23, 1974

## HIT BATTERS

Season	.....81	2004
Season, Fewest	.....24	1978
Game	.....5	Sept. 3, 1989 vs. KC

## WILD PITCHES

Season	.....94	1986
Season, Fewest	.....34	1982, 2004, 2006
Game	.....4	9x, last Sept. 24, 2019 vs. BOS

## BALKS

Season	.....57	1988
Season, Fewest	.....+0	2021
Game	.....4	April 12, 1988 at DET

## SACRIFICE HITS

Season	.....116	1977
Season, Fewest	.....9	2005
Game	.....5	3x, last Sept. 1, 1993 vs. BOS

## SACRIFICE FLIES

Season	.....70	2019
Season, Fewest	.....32	1982, 2011
Game	.....4	3x, last Sept. 29, 2004 vs. LAA

## LONGEST HITTING STREAKS

RANK	G	PLAYER	DATES
1	28	Gabe Kapler	July 17-Aug. 15, 2000
2	25	Michael Young	Sept. 2-29, 2005
2	25	Ian Kinsler	June 17-July 13, 2008
4	24	Mickey Rivers	Aug. 14-Sept. 9, 1980
5	23	Michael Young	May 14-June 10, 2008
23		Josh Hamilton	June 4-30, 2010
23		Adolis Garcia	Aug. 3-27, 2022
8	22	Jim Sundberg	Apr. 27-May 22, 1978
9	21	Juan Gonzalez	June 25-July 19, 1996
21		Juan Gonzalez	Aug. 8-31, 1996
21		John Grubb	May 13-June 9, 1979
21		Buddy Bell	June 24-July 17, 1980
21		Al Oliver	Aug. 19-Sept. 9, 1980
14	20	Mickey Rivers	June 17-July 11, 1980
20		Juan Gonzalez	Aug. 20-Sept. 9, 1998
20		Ivan Rodriguez	May 8-June 1, 1999
17	19	Billy Sample	Apr. 18-Aug. 10, 1981
19		Scott Fletcher	July 1-23, 1986
19		Ivan Rodriguez	May 28-June 19, 1996
19		Ian Kinsler	May 16-June 4, 2008
19		Nelson Cruz	July 8-31, 2010
19		Adrian Beltre	July 16-Sept. 15, 2011
19		Elvis Andrus	July 15-Aug. 8, 2018

\*\*Longest Streak by Rookie: 16, Elvis Andrus, Aug. 28-Sept. 14, 2009\*\*

## INDIVIDUAL BATTING

## GAMES

Career	.....1,823	Michael Young, 2000-12
Season	.....163	Al Oliver, 1980
Season, Rookie	.....154	Pete O'Brien, 1983
Consecutive	.....507	Mark Teixeira, May 21, 2004-June 8, 2007

## BATTING AVERAGE

Career (min. 300 games)	......319	Al Oliver, 1978-1981
Season	......359	Josh Hamilton, 2010
Season, Right-hander	......341	Julio Franco, 1991
Season, Left-hander	......359	Josh Hamilton, 2010
Season, Switch-hitter	......321	Milton Bradley, 2008
Season, Pinch-hitter (min. 30 AB)	......364	Bill Stein, 1982
Season, Designated Hitter	......322	Milton Bradley, 2008
Season, Rookie	......287	Bump Willis, 1977
Month	......472 (34-72)	Mark McLemore, June 1996

## ON-BASE PERCENTAGE

Career (min. 300 games)	......399	Mike Hargrove, 1974-78
Season	......436	Milton Bradley, 2008
Season, Right-hander	......432	Toby Harrah, 1985
Season, Left-hander	......431	Will Clark, 1994
Season, Switch-hitter	......436	Milton Bradley, 2008
Season, Designated Hitter	......446	Milton Bradley, 2008
Season, Rookie	......361	Bump Willis, 1977
Cons. Games Reaching Base	.....52	Shin-Soo Choo, May 13-July 20, 2018
Cons. Times Reaching Base	.....12	Frank Catalanotto (10 H, 2 BB) April 21-May 18, 2000

## SLUGGING PERCENTAGE

Career (min. 300 games)	......615	Alex Rodriguez, 2001-03
Season	......643	Juan Gonzalez, 1996
Season, Right-hander	......643	Juan Gonzalez, 1996
Season, Left-hander	......633	Josh Hamilton, 2010
Season, Switch-hitter	......575	Mark Teixeira, 2005
Season, Designated Hitter	......620	Rafael Palmeiro, 1999
Season, Rookie	......480	Mark Teixeira, 2003

## OPS

Career (min. 300 games)	.....1.011	Alex Rodriguez, 2001-03
Season	.....1.050	Rafael Palmeiro, 1999
Season, Right-hander	.....1.021	Alex Rodriguez, 2001
Season, Left-hander	.....1.050	Rafael Palmeiro, 1999
Season, Switch-hitter	......999	Milton Bradley, 2008
Season, Rookie	......811	Mark Teixeira, 2003
Month	.....1.388	Juan Gonzalez, July 1996

## AT-BATS

Game	.....9	Rafael Palmeiro, June 6, 1991 at KC (18 inn.); Frank Catalanotto, Aug. 25, 2001 vs. BOS (18 inn.) Hank Blalock, June 24, 2004 vs. SEA (18 inn.)
Season	.....691	Michael Young, 2006
Season, Rookie	.....581	Adolis Garcia, 2021
Career	.....7399	Michael Young, 2000-12

## RUNS

Game	.....5	Pete O'Brien, May 29, 1987 at KC; Luis Alica, Aug. 31, 2000 vs. CLE; Kevin Mench, April 25, 2004 vs. SEA; Byrd/Saltalamacchia, Aug. 22, 2007 at BAL(G1); Ian Kinsler, April 15, 2009 vs. BAL
Season	.....133	Alex Rodriguez, 2001
Season, Rookie	.....87	Bump Willis, 1977
Career	.....1085	Michael Young, 2000-12

## HITS

Game, 9 Innings	.....6	Ian Kinsler, April 15, 2009 vs. BAL
Game, Extra Innings	.....6	Alfonso Soriano, May 8, 2004 vs. DET (10 inn.)
Season	.....221	Michael Young, 2005
Season, Rookie	.....155	Bump Willis, 1977
Pre All-Star Break	.....134	Ian Kinsler, 2008
Career	.....2,230	Michael Young, 2000-12
Hitting Streak	.....28	Gabe Kapler, July 17-Aug. 15, 2000
Successive Hits	.....10	Frank Catalanotto April 21-May 18, 2000
Opponent, Game	.....6	Kirby Puckett, May 23, 1991 at MIN G.Anderson, Sept. 27, 1996 vs. CAL Damon Easley, Aug. 8, 2001 vs. DET

## DOUBLES

Game	.....3	36 times - most recently: M. Semien, Sept. 13, 2022 vs. OAK
Season	.....52	Michael Young, 2006
Season, Rookie	.....29	Mark Teixeira, 2003
Career	.....415	Michael Young, 2000-12



## TRIPLES

Game.....	2	10 times, most recently: R. Odor, May 24, 2014 at DET
Season.....	14	Ruben Sierra, 1989
Season, Rookie.....	10	Ruben Sierra, 1986
		David Hulse, 1993
		Delino DeShields, 2015
Career.....	55	Michael Young, 2000-12

## HOME RUNS

See separate section

## RUNS BATTED IN

Game.....	9	I. Rodriguez, April 13, 1999 at SEA
Doubleheader.....	8	T. Harrah, June 25, 1976 vs. CWS
		Bo. Bonds, June 23, 1978 vs. CAL
		Tr. Metcalf, Aug. 22, 2007 at BAL
RBI, Consecutive Games.....	12	Rusty Greer, Aug. 22-23, 1997 vs. CWS
Consecutive Games with RBI.....	11	Larry Parrish (18 RBI), June 10-20, 1984
Month.....	39	Rafael Palmeiro, Aug. 1999
Season.....	157	Juan Gonzalez, 1998
Season, RH Batter.....	157	Juan Gonzalez, 1998
Season, LH Batter.....	148	Rafael Palmeiro, 1999
Season, Switch-Hitter.....	+144	Mark Teixeira, 2005
Season, Rookie.....	90	Adolis Garcia, 2021
Season, DH.....	115	Rafael Palmeiro, 1999
Game Winning RBI, Season.....	20	Josh Hamilton, 2011
Seasons with 100 or more RBI.....	7	Juan Gonzalez, 1991, 1992, 1993, 1996, 1997, 1998, 1999
Career.....	1,180	Juan Gonzalez, 1989-99, 2002-03

## TOTAL BASES

Game.....	*18	Josh Hamilton, May 8, 2012 at BAL
Doubleheader.....	21	Al Oliver, Aug. 17, 1980 at DET
Season.....	393	Alex Rodriguez, 2001
Season, Rookie.....	264	Adolis Garcia, 2021
Career.....	3,286	Michael Young, 2000-12

## EXTRA BASE HITS

Game.....	+5	Josh Hamilton, May 8, 2012 at BAL
Doubleheader.....	6	Al Oliver, Aug. 17, 1980 at DET
Cons. Games with XBH.....	8	Ruben Sierra, June 27-July 5, 1990
		Michael Young, July 2-10, 2005
		Kevin Mench, April 20-28, 2006
		Hank Blalock, Sept. 19-27, 2008
Season.....	97	Juan Gonzalez, 1998
Season, Rookie.....	60	Mark Teixeira, 2003
Career.....	713	Juan Gonzalez, 1989-99, 2002-03

## WALKS

Game.....	5	Mark Teixeira, Sept. 23, 2004 vs. OAK
		M. Bradley, April 16, 2008 at TOR (14 in.)
		Rounded Out, Aug. 2, 2018 vs. BAL
		Toby Harrah, 1985
Season.....	113	Rafael Palmeiro, 1993
Season, Intentional BB.....	22	Bump Willis, 1977
Season, Rookie.....	65	R. Palmeiro, 1989-93, 1999-2003
Career.....	805	R. Palmeiro, 1989-93, 1999-2003
Career, Intentional BB.....	113	R. Palmeiro, 1989-93, 1999-2003

## STRIKEOUTS

Game, 9 innings.....	+5	Justin Smoak, June 13, 2010 at MIL
		Danny Santana, Aug. 28, 2019 at LAA
Game, Extra innings.....	5	Dean Palmer, Sept. 23, 1991 at SEA (11 in.); Mark Teixeira, Aug. 18, 2003 at DET (16 in.); Shin-Soo Choo, April 12, 2014 vs. HOU (10 in.)
Most Consecutive Strikeouts.....	8	Dave Hostetter, April 17-21, 1983
Season.....	207	Gojo Gallo, 2018
Season, Rookie.....	194	Adolis Garcia, 2021
Career.....	1,152	Michael Young, 2000-12

## HIT BY PITCH

Season.....	19	Carlos Gomez, 2017
Season, Rookie.....	14	Robinson Chirinos, 2018
Career.....	71	Mark Teixeira, 2003
		Shin-Soo Choo, 2014-20

## SACRIFICE HITS

Game.....	3	Bert Campaneris, 3 times in 1977, last, Sept. 17 at MIN
Season.....	40	Bert Campaneris, 1977
Season, Rookie.....	18	Nelson Norman, 1979
Career.....	102	Jim Sundberg, 1974-83, 88-89

## SACRIFICE FLIES

Game.....	3	Juan Gonzalez, July 3, 1999 vs. SEA
Season.....	12	Jeff Burroughs, 1974
		Ruben Sierra, 1987
		Juan Gonzalez, 1999
Season, Rookie.....	7	Pete Incaviglia, 1986
Career.....	70	Nomar Mazara, 2016
		Michael Young, 2000-12

## GROUNDED INTO DOUBLE PLAYS

Game.....	3	Julio Franco, April 9, 1989 vs. TOR
		P. Incaviglia, Aug. 17, 1989 at CWS
Season.....	31	Ivan Rodriguez, 1999
Season, Fewest.....	2	Tom Goodwin, 1998 (520 AB)
Season, Rookie.....	16	Jim Sundberg, 1974
Career.....	215	Michael Young, 2000-12

## STOLEN BASES

Game.....	5	Scarborough Green, Sept. 28, 2000 at SEA
Month.....	16	Otis Nixon, Sept. 1995
Season.....	56	Bump Willis, 1978
Season, Rookie.....	33	Cecil Espy, 1988
		Elvis Andrus, 2009
Season Pct., (min. 10 SB).....	1.000	Craig Centry, 2011 (18-18)
Career.....	305	Elvis Andrus, 2009-20
Career Pct., (min. 120 att.).....	.804	Ian Kinsler, 2006-13 (172-214)

## CAUGHT STEALING

Season.....	21	Otis Nixon, 1995
Season, Fewest (min. 20 att.).....	2	5x, last
Season, Rookie.....	17	Ian Kinsler (28 att.), 2008
Career.....	105	Jerry Browne, 1987
	17	Elvis Andrus, 2009-20

## MULTI-HIT GAMES

Season.....	70	Michael Young, 2004
Career.....	651	Michael Young, 2000-12

Note: Records for fewest batting totals do not include 1981 (105 games), 1994 (114 games), 1995 (144 games), or 2020 (60 games) seasons.

## THE 100-RBI CLUB

157 — Juan Gonzalez, 1998	110 — Mark Teixeira, 2006
148 — Rafael Palmeiro, 1999	109 — Ruben Sierra, 1987
144 — Juan Gonzalez, 1996	109 — Juan Gonzalez, 1992
144 — Mark Teixeira, 2005	108 — Rusty Greer, 1998
142 — Alex Rodriguez, 2002	107 — Dean Palmer, 1996
135 — Alex Rodriguez, 2001	106 — Michael Young, 2011
131 — Juan Gonzalez, 1997	105 — Rafael Palmeiro, 1993
130 — Josh Hamilton, 2008	105 — Rafael Palmeiro, 2002
128 — Juan Gonzalez, 1999	105 — Adrian Beltré, 2011
128 — Josh Hamilton, 2012	104 — Alfonso Soriano, 2005
123 — Rafael Palmeiro, 2001	104 — Adrian Beltré, 2016
120 — Rafael Palmeiro, 2000	103 — Michael Young, 2006
119 — Ruben Sierra, 1989	102 — Juan Gonzalez, 1991
118 — Jeff Burroughs, 1974	102 — Will Clark, 1998
118 — Juan Gonzalez, 1993	102 — Adrian Beltré, 2012
118 — Alex Rodriguez, 2003	101 — Buddy Bell, 1979
117 — Al Oliver, 1980	101 — Larry Parrish, 1984
116 — Ruben Sierra, 1991	101 — Rusty Greer, 1999
115 — Vladimir Guerrero, 2010	101 — Nomar Mazara, 2017
113 — Ivan Rodriguez, 1999	101 — Adolis Garcia, 2022
112 — Rafael Palmeiro, 2003	100 — Larry Parrish, 1987
112 — Mark Teixeira, 2004	100 — Rusty Greer, 1996
110 — Hank Blalock, 2004	100 — Josh Hamilton, 2010

## THE .300 CLUB

.359 — Josh Hamilton, 2010	.314 — Michael Young, 2006
.341 — Julio Franco, 1991	.313 — Ivan Rodriguez, 1997
.338 — Michael Young, 2011	.313 — Michael Young, 2004
.333 — Mickey Rivers, 1980	.313 — Gary Matthews Jr., 2006
.332 — Rusty Greer, 1996	.310 — Juan Gonzalez, 1993
.332 — Ivan Rodriguez, 1999	.309 — Al Oliver, 1981
.331 — Michael Young, 2005	.307 — Ruben Sierra, 1991
.330 — Frank Catalanotto, 2001	.306 — Michael Young, 2003
.329 — Will Clark, 1994	.306 — David Murphy, 2012
.329 — Buddy Bell, 1980	.306 — Ruben Sierra, 1989
.326 — Juan Gonzalez, 1999	.305 — Prince Fielder, 2015
.324 — Adrian Beltré, 2014	.305 — Will Clark, 1998
.324 — Rafael Palmeiro, 1999	.305 — Mike Hargrove, 1977
.324 — Al Oliver, 1978	.304 — Josh Hamilton, 2008
.323 — Al Oliver, 1979	.304 — David Murphy, 2012
.322 — Rafael Palmeiro, 1991	.303 — Ivan Rodriguez, 1995
.322 — Michael Young, 2009	.303 — Mike Hargrove, 1975
.321 — Milton Bradley, 2008	.302 — Elvis Andrus, 2016
.321 — Ivan Rodriguez, 1998	.302 — Lenny Randle, 1974
.321 — Adrian Beltré, 2012	.302 — Nathaniel Lowe, 2022
.321 — Rusty Greer, 1997	.302 — Will Clark, 1995
.319 — Rafael Palmeiro, 1990	.301 — Jeff Burroughs, 1974
.319 — Al Oliver, 1980	.301 — Mark Teixeira, 2005
.319 — Ian Kinsler, 2008	.300 — Ivan Rodriguez, 1996
.318 — Juan Gonzalez, 1998	.300 — Rusty Greer, 1999
.318 — Alex Rodriguez, 2001	.300 — Adrian Beltré, 2016
.316 — Julio Franco, 1989	.300 — Vladimir Guerrero, 2010
.315 — Adrian Beltré, 2013	.300 — Scott Fletcher, 1986
.315 — Buddy Bell, 1984	.300 — Hank Blalock, 2003
.315 — Michael Young, 2007	.300 — Alex Rodriguez, 2002
.314 — Juan Gonzalez, 1996	

## INDIVIDUAL PITCHING

### WINS

Career.....	139	Charlie Hough, 1980-1990
Season.....	25	Ferguson Jenkins, 1974
Season, RHP.....	25	Ferguson Jenkins, 1974
Season, LHP.....	18	Kenny Rogers, 2004
Season, Relief.....	13	Matt Harrison, 2012
Season, Rookie.....	16	Jim Kern, 1979
Season, Home.....	15	Yu Darvish, 2012
Season, Road.....	12	Ferguson Jenkins, 1974
Month.....	6	Scott Feldman, 2009
		Ferguson Jenkins, Aug. 1974
		Kenny Rogers, Aug. 1993
		Kenny Rogers, May 2005
		Marlin Perez, Aug. 2013
Month, Rookie.....	5	Jeff Zimmerman, 1999
Best Start.....	9-0	Jeff Zimmerman, 1999
Best Start, Reliever.....	9-0	Jeff Zimmerman, 1999
Best Start, Starter.....	8-0	Tommy Hunter, 2010
Best Start, (10 Decisions).....	9-1	Jim Kern, 1979

Most Successful Wins.....	12	Danny Darwin, 1980
		Roger Pavlik, 1996
		Jeff Zimmerman, 1999
		Tommy Hunter, 2010
		Cole Hamels, 2016
		Cole Hamels, 2017
Most Successful Wins.....	12	Bobby Witt, June 28-Sept. 6, 1990
		Cole Hamels, Aug. 17, 2015-May 22, 2016
Winning Pct., Career (50 or more decisions).....	.649 (37-20)	Aaron Sele, 1998-1999
Winning Percentage, Season (20 or more decisions).....	.762 (16-5)	Derek Holland, 2011
Most Games over .500, Season.....	13	Ferguson Jenkins, 1974 (25-12)
		Rick Helling, 1998 (20-7)

### LOSSES

Career.....	123	Charlie Hough, 1980-1990
Season, RHP.....	19	Jim Bibby, 1974
Season, LHP.....	18	Frank Tanana, 1982
Season, Rookie.....	15	Jose Guzman, 1986
Consecutive.....	9	David Clyde, May 24-Oct. 1, 1974
Most 1-0 Games Lost, Season.....	**4	Yu Darvish, 2013

### SAVES

Career.....	150	John Wetteland, 1997-2000
Month.....	11	John Wetteland, May 2000
		Jeff Zimmerman, July 2001
		Joe Nathan, June 2013
Season, Right Hander.....	49	Francisco Cordero, 2004
Season, Left Hander.....	24	C.J. Wilson, 2008
Season, Rookie.....	*40	Neftali Feliz, 2010
Most Consecutive Save Opportunities Converted, Overall and Season.....	31	Joe Nathan, April 15-Sept. 12, 2012
Consecutive Appearances.....	13	J. Wetteland, May 12-June 5, 2000
Most Innings to Earn Save.....	+7.0	J. Benoit, Sept. 3, 2002 at BAL
Save Percentage, Career.....	93.0	Joe Nathan, 2012-13 (80-86)
(min. 50 career saves)		
Save Percentage, Season.....	96.0	Keone Kela, 2018 (24-25)

### EARNED RUN AVERAGE

Career (min. 400 IP).....	2.74	Bert Blyleven, 1976-1977
Season (min. 100 IP).....	1.57	Jim Kern, 1979
Season (min. 162 IP).....	2.17	Mike Paul, 1972
Season, Rookie.....	3.24	Jim Bibby, 1973
Season, Highest (min. 162 IP).....	5.68	John Burkett, 1998

### GAMES

Career.....	528	Kenny Rogers, 1989-1995,
		2000-2002, 2004-05
Season.....	85	Mitch Williams, 1987
Season, Right-hander.....	76	Tanner Scheppers, 2013
Season, Rookie.....	80	Mitch Williams, 1986
Games Started, Career.....	313	Charlie Hough, 1980-1990
Games Started, Season.....	41	Ferguson Jenkins, 1974
		Jim Bibby, 1974
Games Started, Season, Rookie....	33	Mike Smithson, 1983
Oldest Pitcher to Lead League in Games Started.....	39 yrs., 9 mos.	Charlie Hough, 1987

### GAMES IN RELIEF

Career.....	406	Jeff Russell, 1985-92, 1995-96
Season.....	84	Mitch Williams, 1987
Season, Rookie.....	80	Mitch Williams, 1986
Games Finished, Career.....	251	Jeff Russell, 1985-92, 1995-96
Games Finished, Season.....	66	Jeff Russell, 1989

### \*Major League Record

### \*American League Record

### \*\*Ties Major League Record

### \*\*Ties American League Record

## COMPLETE GAMES

Career.....	98	Charlie Hough, 1980-1990
Season.....	29	Ferguson Jenkins, 1974
Season, Rookie.....	11	Jim Bibby, 1973
Most Starts, Season, No CG.....	35	Rick Helling, 2000

## SHUTOUTS

Career.....	17	Ferguson Jenkins, 1974-75, 1978-81
Season.....	6	Ferguson Jenkins, 1974
		Bert Blyleven, 1976
Season, Rookie.....	2	Jim Bibby, 1973
		Jim Umberger, 1975
		Steve Comer, 1978
		Edwin Correa, 1986
Consecutive Shutout Games.....	3	Charlie Hough
		Aug. 28-Sept. 7, 1983
Most 1-0 Games Won, Season.....	4	Ferguson Jenkins, 1974
		Bert Blyleven, 1976

## INNINGS PITCHED

Game.....	13.0	Charlie Hough, June 11, 1986 at MIN
Season.....	328.1	Ferguson Jenkins, 1974
Season, Rookie.....	223.1	Mike Smithson, 1983
Oldest Pitcher to Lead League in Innings Pitched.....	*39 yrs., 9 mos.	Charlie Hough, 1987
Career.....	2,308.0	Charlie Hough, 1980-1990

## HITS

Game.....	14	Dennis Boyd, Aug. 15, 1991 at BAL
		Bobby Witt, July 5, 1996 vs. SEA
		Matt Harrison, April 27, 2012 vs. TB
		Cole Hamels, Aug. 13, 2016 vs. DET
Game, Fewest.....	0	Jim Bibby, July 30, 1973 at OAK
		Bert Blyleven, Sept. 22, 1977 at CAL
		Nolan Ryan, June 11, 1990 at OAK
		Nolan Ryan, May 1, 1991 vs. TOR
		Kenny Rogers, July 28, 1994 vs. CAL (Perfect Game)
Game, Extra Innings.....	13	Gaylord Perry, Aug. 21, 1975 vs. BAL (13.0 innings)
Game, Fewest, Extra Innings.....	1	Bert Blyleven, June 21, 1976 vs. OAK (10.0 innings)
Career.....	1,997	Rogers, 1989-95, 2000-02, 2004-05
Season.....	286	Ferguson Jenkins, 1974
Season, Rookie.....	233	Mike Smithson, 1983

## RUNS

Game.....	13	Colby Lewis, July 10, 2014 vs. LAA
Season.....	159	Charlie Hough, 1987
Season, Rookie.....	104	Bobby Witt, 1986
	104	Colby Lewis, 2003
Career.....	1,086	Charlie Hough, 1980-1990
EARNED RUNS		
Game.....	12	John Burkett, May 17, 1999 vs. TB
Season.....	139	Jim Bibby, 1974
Season, Rookie.....	103	Colby Lewis, 2003
Career.....	943	Charlie Hough, 1980-1990

## WALKS

Game.....	10	Charlie Hough, Aug. 27, 1990 at CAL
		Bobby Witt, Sept. 1, 1990 at OAK
		Bobby Witt, Aug. 15, 1992 vs. DET
		Roger Pavlik, April 18, 1997 vs. TOR
Consecutive BBs, Start of Game.....	*4	Bobby Witt, 1986
Season.....	143	Bobby Witt, 1986
Season, Rookie.....	143	Bobby Witt, 1986
Career.....	1,001	Bobby Witt, 1986-92; 1995-98

## STRIKEOUTS

Game, 9 innings.....	16	Nolan Ryan, April 26, 1990 vs. CWS
		Nolan Ryan, May 1, 1991 vs. TOR
		Jim Bibby, Aug. 30, 1973 vs. MIN (10 inn.)
Game, Extra Innings.....	15	Nolan Ryan, Aug. 17, 1990 vs. CWS (10 inn.)
Game, Right-Hander.....	16	Nolan Ryan, April 26, 1990 vs. CWS
		Nolan Ryan, May 1, 1991 vs. TOR
		Jamie Moyer, April 8, 1989 vs. TOR
Game, Left-Hander.....	13	Cliff Lee, July 27, 2010 vs. OAK
		Mike Minor, April 27, 2019 at SEA
Inning.....	++4	Bobby Witt, Aug. 2, 1987 vs. BAL
		Charlie Hough, July 4, 1988 vs. NYY
Successive Strikeouts.....	7	Joe Barlow, July 24-Aug. 2, 2021
		Nolan Ryan, July 4-7, 1991 vs. CAL
		Neftali Feliz, Aug. 7-13, 2009
Career.....	1,452	Charlie Hough, 1980-1990
Season.....	301	Nolan Ryan, 1989
Season, RHP.....	301	Nolan Ryan, 1989
Season, LHP.....	206	C.J. Wilson, 2011
Season, Rookie.....	221	Yu Darvish, 2012
Oldest Pitcher to Lead League in Strikeouts.....	*43 yrs. 8 mos.	Nolan Ryan, 1990

Games, 10 or More Strikeouts, Career	34
Games, 10 or More Strikeouts, Season	18
Strikeouts/9.0 IP Avg.	11.89

Nolan Ryan, 1989-1993

Nolan Ryan, 1989  
Yu Darvish, 2013

### HOME RUNS

Game	+6
Inning	4
TOR	
Season	41
Season, Rookie	26
Season, Grand Slams	3
Career	238

R.A. Dickey, April 6, 2006 vs. DET  
Pat Mahomes, Aug. 17, 2001 at TOR  
  
Rick Helling, 1999  
Derek Holland, 2009  
Jeff Russell, 1988  
Charlie Hough, 1980-1990

### HIT BATTERS

Game	3
Season	19
Season, Rookie	13
Career	89

17x, last: Kyle Cody  
April 5, 2021 vs. TOR  
Charlie Hough, 1987  
Glenn Otto, 2022  
Charlie Hough, 1980-90

### WILD PITCHES

Game	4
Season	22
Season, Rookie	22
Career	99

Bobby Witt, April 17, 1986 at MIL  
Charlie Hough, Aug. 16, 1986 at TOR  
Lance Lynn, Aug. 23, 2019 at CWS  
Bobby Witt, 1986  
Bobby Witt, 1986  
Charlie Hough, 1980-90

### BALKS

Game	**4
Season	12
Career	30

Bobby Witt, April 12, 1988 at DET  
Jose Guzman, 1988  
Charlie Hough, 1980-90

### SACRIFICE HITS

Season	16
Career	58

Jim Umbarger, 1976  
K. Rogers, 1989-95, 2000-02, 2004

### SACRIFICE FLIES

Season	14
Career	66

Charlie Hough, 1987  
Bobby Witt, 1986-92, 95-98

### QUALITY STARTS

Season	27
Career	180

Ferguson Jenkins, 1974  
Jon Matlack, 1978  
Charlie Hough, 1980-90

### PICKOFFS

Season	16
Career	51

Charlie Hough, 1988  
K. Rogers, 1989-95, 2000-02, 2004

## LONGEST WINNING STREAKS

WINS	PITCHER	DATES
12	Bobby Witt	June 28-Sept. 6, 1990
12	Cole Hamels	Aug. 23, 2015-May 22, 2016
11	Ferguson Jenkins	Aug. 24, 1978-April 21, 1979
9	Jeff Zimmerman	April 14-Aug. 2, 1999
9	Kenny Rogers	April 27-June 17, 2005
9	Martin Pérez	May 10-July 29, 2022
8	Danny Darwin	May 22-Aug. 9, 1980
8	Jeff Russell	Sept. 13, 1987-June 20, 1988
8	Bobby Witt	Sept. 29, 1996-May 20, 1997
8	Kenny Rogers	May 15-July 5, 2004
8	Tommy Hunter	June 5-July 25, 2010
8	Alexi Ogando	Sept. 11, 2010-June 8, 2011
8	Robbie Ross Jr.	April 14, 2012-May 19, 2013

## CONSECUTIVE GAMES PLAYED

GAMES	PLAYER	DATES
507	Mark Teixeira	May 21, 2004-June 8, 2007
482	Alex Rodriguez	April 1, 2001-Sept. 23, 2003
325	Ruben Sierra	May 20, 1988-May 13, 1990
287	Michael Young	June 24, 2005-May 9, 2007
264	Al Oliver	April 10, 1980-Sept. 29, 1981
259	Michael Young	April 8, 2003-Aug. 1, 2004
240	Ruben Sierra	July 3, 1990-Sept. 30, 1991
191	Adrian Beltre	April 25, 2014-May 31, 2015
182	Rafael Palmeiro	April 20, 2001-May 12, 2002
181	Hank Blalock	April 26, 2005-May 17, 2006

## CONSECUTIVE GAMES REACHING BASE SAFELY

GAMES	PLAYER	DATES
59	Will Clark	Sept. 6, 1995-May 11, 1996
52	Shin-Soo Choo	May 13-July 20, 2018
46	Julio Franco	July 28-Sept. 15, 1993
44	Otis Nixon	Aug. 8-Sept. 26, 1995
41	Toby Harrah	April 8-May 31, 1985
40	Julio Franco	July 8-Aug. 22, 1990
37	Will Clark	May 2-June 12, 1994
37	Michael Young	Aug. 21-Sept. 29, 2005
36	Mark Teixeira	July 3-Aug. 12, 2006

## THEFTS OF HOME (39)

PLAYER	DATE / OPP.	PLAYER	DATE / OPP.
Toby Harrah	5/27/72 at MIN	Scarborough Green	5/26/00 at MIN
Vic Harris	8/9/72 at MIN	Frank Catalanotto	9/20/00 at MIN
Dave Nelson	9/19/73 vs. CAL	Bo Porter	6/11/01 at LAD
Cesar Tovar	5/25/74 at MIN	Ricky Ledee	9/23/01 vs. ANA
Dave Nelson	8/30/74 vs. CLE	Julio Borbon	7/18/10 at BOS
Mike Hargrove	6/24/76 vs. KC	Mitch Moreland	10/11/10 vs. LAA
Bump Wills	4/10/77 at BAL	Elvis Andrus	5/20/11 at PHI
Juan Beniquez	7/6/77 vs. OAK	Elvis Andrus	6/18/11 at ATL
Bobby Thompson	5/21/78 at SEA	Elvis Andrus	9/19/13 vs. HOU
Bump Wills	4/15/79 vs. DET	Elvis Andrus	9/1/15 at SD
Mario Mendoza	4/19/81 vs. NYY	Ian Desmond	9/3/16 vs. HOU
Buddy Bell	6/6/81 vs. TOR	Elvis Andrus	4/14/19 vs. OAK
Pete Incaviglia	6/27/86 at SEA	Rougned Odor	6/9/19 vs. OAK
Gary Ward	8/22/86 vs. CWS	Elvis Andrus	6/14/19 at CIN
Cecil Espy	9/30/88 vs. SEA	Elvis Andrus	7/2/19 vs. LAA
Julio Franco	7/7/89 at OAK	Leody Taveras	9/3/20 vs. LAA
Jack Daugherty	8/24/89 vs. OAK	Adolis Garcia	5/17/21 vs. NYY
Mike Stanley	9/19/89 at SEA	Brook Holt	8/2/21 vs. LAA
Otis Nixon	8/30/95 at MIN	Adolis Garcia	9/24/21 at BAL
Tom Goodwin	9/24/97 at OAK		

## THE 200-HIT CLUB

221 — Michael Young, 2005	203 — Rafael Palmeiro, 1991
217 — Michael Young, 2006	203 — Ruben Sierra, 1991
216 — Michael Young, 2004	201 — Alex Rodriguez, 2001
213 — Michael Young, 2011	201 — Julio Franco, 1991
210 — Mickey Rivers, 1980	201 — Michael Young, 2007
209 — Al Oliver, 1980	200 — Buddy Bell, 1979
204 — Michael Young, 2003	

FRONT OFFICE

COACHES

PLAYERS

2022 REVIEW

OPPONENTS

RECORDS

DEVELOPMENT

MEDIA

# CAREER BATTING LEADERS

FRONT OFFICE

## GAMES

1 M. Young	1,823
2 Andrus	1,652
3 Palmeiro	1,573
4 Sundberg	1,512
5 I. Rodriguez	1,507
6 Gonzalez	1,400
7 Harrah	1,220
8 Sierra	1,190
9 Beltré	1,098
10 Kinsler	1,066

## HOME RUNS

1 Gonzalez	372
2 Palmeiro	321
3 I. Rodriguez	217
4 Beltré	199
5 Sierra	180
6 M. Young	177
7 Cruz	157
8 Andrus	156
A. Rodriguez	156
10 Palmer	154

## STOLEN BASES

1 Andrus	305
2 Kinsler	172
3 Wills	161
4 Harrah	143
5 McDowell	129
6 Nelson	125
7 DeShields	106
8 Franco	98
9 Goodwin	93
10 Sample	92

COACHES

## AT-BATS

1 M. Young	7,399
2 Andrus	6,366
3 Palmeiro	5,830
4 I. Rodriguez	5,754
5 Gonzalez	5,435
6 Sundberg	4,684
7 Sierra	4,580
8 Kinsler	4,201
9 Beltré	4,194
10 Harrah	4,188

## RUNS BATTED IN

1 Gonzalez	1,180
2 Palmeiro	1,039
3 M. Young	984
4 I. Rodriguez	842
5 Sierra	742
6 Beltré	699
7 Andrus	636
8 Greer	614
9 Harrah	546
10 Kinsler	539

## BATTING AVERAGE

(300 or more games)	
1 Oliver	.319
2 Clark	.308
3 Franco	.307
4 A. Rodriguez	.3054
5 Greer	.30452
6 Beltré	.30445
7 I. Rodriguez	.3036
8 Rivers	.3032
9 Hamilton	.302
10 M. Young	.301

PLAYERS

## RUNS

1 M. Young	1,085
2 Palmeiro	958
3 Andrus	893
4 Gonzalez	878
5 I. Rodriguez	866
6 Kinsler	748
7 Sierra	645
8 Greer	643
9 Beltré	612
10 Harrah	582

## WALKS

1 Palmeiro	805
2 Harrah	668
3 Sundberg	544
4 M. Young	532
5 Greer	519
6 Andrus	516
7 Kinsler	462
8 Hargrove	435
9 Choo	419
10 O'Brien	404

## ON-BASE PERCENTAGE

(300 or more games)	
1 Hargrove	.399
2 A. Rodriguez	.39549
3 Clark	.39478
4 Greer	.387
5 Franco	.382
6 Palmeiro	.378
7 Teixeira	.368
8 Catalanotto	.365
9 McLemore	.3633
10 Choo	.3630

2022 REVIEW

## HITS

1 M. Young	2,230
2 I. Rodriguez	1,747
3 Andrus	1,743
4 Palmeiro	1,692
5 Gonzalez	1,595
6 Sierra	1,281
7 Beltré	1,277
8 Sundberg	1,180
9 Greer	1,166
10 Kinsler	1,145

## STRIKEOUTS

1 M. Young	1,152
2 Gonzalez	1,076
3 Andrus	962
4 Choo	812
5 Odor	799
6 Gallo	797
7 Incaviglia	788
8 I. Rodriguez	781
9 Palmer	757
10 Palmeiro	754

## SLUGGING PERCENTAGE

(300 or more games)	
1 A. Rodriguez	.615
2 Gonzalez	.565
3 Hamilton	.542
4 Teixeira	.533
5 Palmeiro	.519
6 Beltré	.509
7 Napoli	.507
8 Stevens	.4989
9 Soriano	.4980
10 Gallo	.497

OPPONENTS

## DOUBLES

1 M. Young	415
2 I. Rodriguez	352
3 Palmeiro	321
4 Gonzalez	320
5 Andrus	303
6 Greer	258
7 Sierra	257
8 Kinsler	249
9 Beltré	239
10 Sundberg	200

## TOTAL BASES

1 M. Young	3,286
2 Gonzalez	3,073
3 Palmeiro	3,026
4 I. Rodriguez	2,806
5 Andrus	2,370
6 Sierra	2,166
7 Beltré	2,133
8 Kinsler	1,908
9 Greer	1,831
10 Harrah	1,666

## OPS

(300 or more games)	
1 A. Rodriguez	1.011
2 Gonzalez	.907
3 Hamilton	.90068
4 Teixeira	.90061
5 Palmeiro	.897
6 Clark	.880
7 Beltré	.8655
8 Greer	.8649
9 Napoli	.855
10 Gallo	.833

RECORDS

## TRIPLES

1 M. Young	55
2 Andrus	48
3 Sierra	44
4 I. Rodriguez	28
5 Sundberg	27
6 Odor	26
7 Greer	25
Palmeiro	25
9 Kinsler	23
10 McDowell	22

## EXTRA BASE HITS

1 Gonzalez	713
2 Palmeiro	667
3 M. Young	647
4 I. Rodriguez	597
5 Sierra	481
6 Beltré	448
7 Kinsler	428
8 Andrus	427
9 Greer	402
10 Blalock	364

## MULTI-HIT GAMES

1 M. Young	651
2 I. Rodriguez	490
3 Palmeiro	466
4 Gonzalez	452
5 Andrus	451
6 Beltré	368
7 Sierra	347
8 Kinsler	335
9 Greer	332
10 Bell	287

DEVELOPMENT

CURRENT PLAYERS IN BLUE

MEDIA

# SINGLE-SEASON BATTING LEADERS

## GAMES

1	Oliver.....	163	1980
2	Bell.....	162	1979
	Wright.....	162	1983
	Sierra.....	162	1989
	A. Rodriguez.....	162	2001
	A. Rodriguez.....	162	2002
	Teixeira.....	162	2005
	Teixeira.....	162	2006
	M. Young.....	162	2006
	Odor.....	162	2017

## AT-BATS

1	M. Young.....	691	2006
2	M. Young.....	690	2004
3	Bell.....	670	1979
4	M. Young.....	668	2005
5	M. Young.....	666	2003
6	Sierra.....	661	1991
7	<b>Semien.....</b>	<b>657</b>	<b>2022</b>
8	Oliver.....	656	1980
	M. Young.....	656	2010
10	Kinsler.....	655	2012

## RUNS

1	A. Rodriguez.....	133	2001
	A. Rodriguez.....	125	2002
3	Palmeiro.....	124	1993
	A. Rodriguez.....	124	2003
5	Kinsler.....	121	2011
6	I. Rodriguez.....	116	1996
	I. Rodriguez.....	116	1999
8	Palmeiro.....	115	1991
	Gonzalez.....	114	1999
	M. Young.....	114	2004
	M. Young.....	114	2005

## HITS

1	M. Young.....	221	2005
2	M. Young.....	217	2006
3	M. Young.....	216	2004
4	M. Young.....	213	2011
5	Rivers.....	210	1980
6	Oliver.....	209	1980
7	M. Young.....	204	2003
8	Palmeiro.....	203	1991
	Sierra.....	203	1991
10	Franco.....	201	1991
	A. Rodriguez.....	201	2001
	M. Young.....	201	2007

## DOUBLES

1	M. Young.....	52	2006
2	Gonzalez.....	50	1998
3	Palmeiro.....	49	1991
4	I. Rodriguez.....	47	1996
	Teixeira.....	45	2006
	Cruz.....	45	2012
7	Sierra.....	44	1991
	Matthews Jr.....	44	2006
	Andrus.....	44	2017
10	Oliver.....	43	1980
	Soriano.....	43	2005
	Byrd.....	43	2009

## TRIPLES

1	Sierra.....	14	1989
2	Sierra.....	10	1986
	Hulse.....	10	1993
	DeShields.....	10	2015
5	M. Young.....	9	2003
	M. Young.....	9	2004
	Andrus.....	9	2012
	Odor.....	9	2015
9	Pettis.....	8	1984
	Alicea.....	8	2000
	M. Young.....	8	2002
	Byrd.....	8	2007
	Andrus.....	8	2009
	Rios.....	8	2014

## HOME RUNS

1	A. Rodriguez.....	57	2002
2	A. Rodriguez.....	52	2001
3	Gonzalez.....	47	1996
	Palmeiro.....	47	1999
	Palmeiro.....	47	2001
	A. Rodriguez.....	47	2003
7	Gonzalez.....	46	1993
8	Gonzalez.....	45	1998
9	Gonzalez.....	43	1992
	Palmeiro.....	43	2002
	Teixeira.....	43	2005
	Hamilton.....	43	2012

## RUNS BATTED IN

1	Gonzalez.....	157	1998
2	Palmeiro.....	148	1999
3	Gonzalez.....	144	1996
	Teixeira.....	144	2005
5	A. Rodriguez.....	142	2002
6	A. Rodriguez.....	135	2001
7	Gonzalez.....	131	1997
8	Hamilton.....	130	2008
9	Gonzalez.....	128	1999
	Hamilton.....	128	2012

## WALKS

1	Harrah.....	113	1985
2	Harrah.....	109	1977
3	Hargrove.....	107	1978
	Tettleton.....	107	1995
5	Palmeiro.....	104	2002
6	Hargrove.....	103	1977
	Palmeiro.....	103	2000
8	Palmeiro.....	101	2001
9	Harrah.....	98	1975
10	Hargrove.....	97	1976
	Palmeiro.....	97	1999

## STRIKEOUTS

1	Gallo.....	207	2018
2	Gallo.....	196	2017
3	<b>A. Garcia.....</b>	<b>194</b>	<b>2021</b>
4	Incaviglia.....	185	1986
5	<b>A. Garcia.....</b>	<b>183</b>	<b>2022</b>
6	Odor.....	178	2019
7	Incaviglia.....	168	1987
8	Choo.....	165	2019
9	Napoli.....	163	2017
10	Hamilton.....	162	2012
	Odor.....	162	2017
	<b>N. Lowe.....</b>	<b>162</b>	<b>2021</b>

## TOTAL BASES

1	A. Rodriguez.....	393	2001
2	A. Rodriguez.....	389	2002
3	Gonzalez.....	382	1998
4	Teixeira.....	370	2005
5	A. Rodriguez.....	364	2003
6	Palmeiro.....	356	1999
7	Gonzalez.....	348	1996
8	Sierra.....	344	1989
9	M. Young.....	343	2005
10	Gonzalez.....	339	1993
	Beltré.....	339	2012

## EXTRA BASE HITS

1	Gonzalez.....	97	1998
2	A. Rodriguez.....	87	2001
	Teixeira.....	87	2005
4	A. Rodriguez.....	86	2002
5	A. Rodriguez.....	83	2003
6	Gonzalez.....	82	1996
7	Soriano.....	81	2005
8	Gonzalez.....	80	1993
	Palmeiro.....	80	2001
10	Palmeiro.....	79	1993
	Teixeira.....	79	2006

## STOLEN BASES

1	Wills.....	52	1978
2	Nelson.....	51	1972
3	Nixon.....	50	1995
4	Espy.....	45	1989

5	Sample.....	44	1983
6	Nelson.....	43	1973
7	Andrus.....	42	2013
8	Goodwin.....	39	1999
9	Pettis.....	38	1990
	Goodwin.....	38	1998

## BATTING AVERAGE

1	Hamilton.....	.359	2010
2	Franco.....	.341	1991
3	M. Young.....	.338	2011
4	Rivers.....	.333	1980
5	Greer.....	.3321	1996
6	I. Rodriguez.....	.3317	1999
7	M. Young.....	.3308	2005
8	Catalanotto.....	.3305	2001
9	Clark.....	.3290	1994
10	Bell.....	.3286	1980

## ON-BASE PERCENTAGE

1	Bradley.....	.436	2008
2	Harrah.....	.432	1985
3	Clark.....	.431	1994
4	Hargrove.....	.4203	1977
5	Palmeiro.....	.4199	1999
6	Hamilton.....	.411	2010
7	Franco.....	.408	1991
8	Greer.....	.4049	1997
9	Greer.....	.4048	1999
10	Harrah.....	.403	1975

## SLUGGING PERCENTAGE

1	Gonzalez.....	.643	1996
2	Hamilton.....	.633	2010
3	Gonzalez.....	.632	1993
4	Gonzalez.....	.6304	1998
5	Palmeiro.....	.6301	1999
6	A. Rodriguez.....	.623	2002
7	A. Rodriguez.....	.622	2001
8	Gonzalez.....	.601	1999
9	A. Rodriguez.....	.600	2003
10	Gonzalez.....	.589	1997

## OPS

1	Palmeiro.....	1.050	1999
2	Hamilton.....	1.044	2010
3	A. Rodriguez.....	1.021	2001
4	A. Rodriguez.....	1.015	2002
5	Gonzalez.....	1.011	1996
6	Gonzalez.....	1.000	1993
7	Bradley.....	.999	2008
8	Gonzalez.....	.997	1998
9	A. Rodriguez.....	.995	2003
10	Gonzalez.....	.980	1999

## MULTI-HIT GAMES

1	M. Young.....	70	2004
2	M. Young.....	69	2006
3	M. Young.....	66	2005
4	Rivers.....	65	1980
	Matthews Jr.....	65	2006
6	Franco.....	64	1991
7	M. Young.....	63	2003
8	M. Young.....	61	2011
9	Palmeiro.....	59	1991
	Greer.....	59	1997
	Teixeira.....	59	2005
	M. Young.....	59	2007
	Hamilton.....	59	2008

## HITTING STREAKS

1	Kapler.....	28	2000
2	M. Young.....	25	2005
	Kinsler.....	25	2008
4	Rivers.....	24	1980
5	M. Young.....	23	2008
	Hamilton.....	23	2010
	<b>A. Garcia.....</b>	<b>23</b>	<b>2022</b>
8	Sundberg.....	22	1978
9	5 tied.....	21	

CURRENT PLAYERS IN BLUE

FRONT OFFICE

COACHES

PLAYERS

2022 REVIEW

OPPONENTS

RECORDS

DEVELOPMENT

MEDIA

# CAREER PITCHING LEADERS

FRONT OFFICE

## GAMES

1 Rogers	528
2 Russell	445
3 Cordero	356
4 Hough	344
5 Wilson	325
6 Oliver	317
7 Francisco	277
8 Witt	276
9 Benoit	273
10 Wetteland	248

## LOSSES

1 Hough	123
2 Witt	104
3 Rogers	96
4 Jenkins	72
5 Lewis	70
6 Brown	64
7 Guzman	62
8 Pérez	57
9 Oliver	54
10 Darwin	52

## COMPLETE GAMES

1 Hough	98
2 Jenkins	90
3 Perry	55
4 Brown	40
5 Witt	33
6 Matlack	32
7 Blyleven	29
8 Bibby	26
9 Guzman	24
10 Medich	22

COACHES

## WINS

1 Hough	139
2 Rogers	133
3 Witt	104
4 Jenkins	93
5 Brown	78
6 Lewis	77
7 Helling	68
8 Guzman	66
9 Holland	62
10 Oliver	60

## WALKS

1 Witt	1,001
2 Hough	965
3 Rogers	686
4 Brown	428
5 Oliver	402
6 Guzman	395
7 Helling	381
8 Lewis	362
9 Ryan	353
10 Pavlik	351

## SHUTOUTS

1 Jenkins	17
2 Perry	12
3 Blyleven	11
Hough	11
5 Bibby	8
Holland	8
7 Medich	7
8 Brown	6
Rogers	6
Ryan	6

PLAYERS

## INNINGS PITCHED

1 Hough	2308.0
2 Rogers	1909.0
3 Witt	1680.2
4 Jenkins	1410.1
5 Brown	1278.2
6 Lewis	1174.1
7 Guzman	1013.2
8 Helling	1008.0
9 Holland	985.0
10 Pérez	957.2

## STRIKEOUTS

1 Hough	1,452
2 Witt	1,405
3 Rogers	1,201
4 Darvish	960
5 Ryan	939
6 Lewis	933
7 Jenkins	895
8 Holland	790
9 Brown	742
10 Guzman	715

## WILD PITCHES

1 Hough	99
2 Witt	95
3 Brown	52
4 Ryan	48
5 Rogers	47
6 Darvish	44
7 Pavlik	39
Russell	39
9 Oliver	36
10 Guzman	34
Helling	34

2022 REVIEW

## GAMES STARTED

1 Hough	313
2 Witt	269
3 Rogers	252
4 Lewis	194
5 Jenkins	190
6 Brown	186
7 Pérez	160
8 Helling	159
9 Holland	158
10 Guzman	152

## SAVES

1 Wetteland	150
2 Russell	134
3 Cordero	117
4 Feliz	93
5 Nathan	80
6 Henke	58
7 Wilton	52
8 Tolson	46
9 Dyson	40
10 Kern	37

## HIT BATTERS

1 Hough	89
2 Rogers	62
3 Brown	52
4 Oliver	51
5 Padilla	49
6 Lewis	48
7 Park	42
8 Wilson	41
9 Hamels	35
10 Ryan	34
Feldman	34

OPPONENTS

## GAMES RELIEVED

1 Russell	406
2 Cordero	356
3 Francisco	277
4 Rogers	276
5 Wilson	252
6 Wetteland	248
7 Williams	231
8 Whiteside	222
9 Crabtree	221
10 Benoit	218

## ERA (min. 400.0 innings)

1 Blyleven	2.74
2 Perry	3.26
3 Ogando	3.35
4 Matlack	3.41
5 Darvish	3.42
6 Ryan	3.43
7 Jenkins	3.56
8 Wilson	3.60
9 Hough	3.68
10 Darwin	3.72

## HOME RUNS ALLOWED

1 Hough	238
2 Rogers	195
3 Lewis	170
4 Witt	164
5 Helling	163
6 Jenkins	161
7 Holland	132
8 Oliver	114
9 Guzman	103
10 Pérez	92

RECORDS

## GAMES FINISHED

1 Russell	251
2 Wetteland	233
3 Cordero	220
4 Feliz	154
5 Foucault	147
6 Rogers	128
7 Nathan	123
8 Williams	121
9 Henke	115
10 Schmidt	114

## W-L PERCENTAGE (min. 400.0 inn.)

1 Sele	.649 (37-20)
2 Hamels	.644 (38-21)
3 Ogando	.636 (28-16)
4 Harrison	.588 (50-35)
5 Rogers	.581 (133-96)
6 Comer	.574 (39-29)
7 Helling	.571 (68-51)
8 Darvish	.571 (52-39)
9 Ryan	.567 (51-39)
10 Jenkins	.564 (93-72)

## WHIP (min. 400.0 innings)

1 Blyleven	1.094
2 Ryan	1.126
3 Jenkins	1.173
4 Darvish	1.1806
5 Perry	1.1809
6 Ogando	1.185
7 Minor	1.203
8 Hamels	1.275
9 Hough	1.282
10 Tanana	1.290

DEVELOPMENT

MEDIA

CURRENT PLAYERS IN BLUE



# SINGLE-SEASON PITCHING LEADERS

## GAMES

1	Williams.....	85	1987
2	Rogers.....	81	1992
3	Williams.....	80	1986
4	Venafro.....	77	2000
5	Scheppers.....	76	2013
6	Wright.....	75	2008
7	Mohoricic.....	74	1987
	Wilson.....	74	2009
9	Harris.....	73	1986
	Rogers.....	73	1989
	Cordero.....	73	2003
	Cotts.....	73	2014
	Tolleson.....	73	2015
	Dyson.....	73	2016

## WINS

1	Jenkins.....	25	1974
2	Brown.....	21	1992
3	Helling.....	20	1998
4	Bibby.....	19	1974
	Sele.....	19	1998
6	Jenkins.....	18	1978
	Hough.....	18	1987
	Sele.....	18	1999
	Rogers.....	18	2004
	Harrison.....	18	2012

## INNINGS PITCHED

1	Jenkins.....	328.1	1974
2	Hough.....	285.1	1987
3	Jenkins.....	270.0	1975
	Mattlack.....	270.0	1978
5	Hough.....	266.0	1984
6	Brown.....	265.2	1992
7	Bibby.....	264.0	1974
8	Jenkins.....	259.0	1979
9	Hough.....	252.0	1983
	Hough.....	252.0	1988

## GAMES STARTED

1	Jenkins.....	41	1974
2	Bibby.....	41	1974
3	Hough.....	40	1987
4	Jenkins.....	37	1976
5	Jenkins.....	37	1979
6	Comer.....	36	1979
7	Hough.....	36	1984
8	7 tied.....	35	

## GAMES RELIEVED

1	Williams.....	84	1987
2	Rogers.....	81	1992
3	Williams.....	80	1986
4	Venafro.....	77	2000
5	Scheppers.....	76	2013
6	Wright.....	75	2008
7	Mohoricic.....	74	1987
	Wilson.....	74	2009
9	Harris.....	73	1986
	Rogers.....	73	1989
	Cordero.....	73	2003
	Cotts.....	73	2014
	Tolleson.....	73	2015
	Dyson.....	73	2016

## GAMES FINISHED

1	Russell.....	66	1989
2	Harris.....	63	1986
	Cordero.....	63	2004
4	Nathan.....	62	2012
5	Nathan.....	61	2013
6	Henke.....	60	1993
	Cordero.....	60	2005
8	Wetteland.....	59	1998
	Wetteland.....	59	1999
	Feliz.....	59	2010

## LOSSES

1	Bibby.....	19	1974
2	Jenkins.....	18	1975
	Tanana.....	18	1982
4	Honeycutt.....	17	1982
5	Hough.....	16	1985
	Hough.....	16	1988
7	Tanana.....	15	1984
	Mason.....	15	1985
	Guzman.....	15	1986
	Kilgus.....	15	1988
	Gross.....	15	1995

## WALKS

1	Witt.....	143	1986
2	Witt.....	140	1987
3	Correa.....	126	1986
	Hough.....	126	1988
5	Hough.....	124	1987
6	Hough.....	119	1990
7	Witt.....	114	1989
8	Bibby.....	113	1974
9	Witt.....	110	1990
10	Bibby.....	106	1973

## STRIKEOUTS

1	Ryan.....	301	1989
2	Darvish.....	277	2013
3	Lynn.....	246	2019
4	Ryan.....	232	1990
5	Jenkins.....	225	1974
6	Hough.....	223	1987
7	Witt.....	221	1990
	Darvish.....	221	2012
9	Wilson.....	206	2011
10	Ryan.....	203	1991

## SAVES

1	Cordero.....	49	2004
2	Wetteland.....	43	1999
	Nathan.....	43	2013
4	Wetteland.....	42	1998
5	Henke.....	40	1993
	Feliz.....	40	2010
7	Russell.....	38	1989
	Dyson.....	38	2016
9	Cordero.....	37	2005
	Nathan.....	37	2012

## ERA (min. 100 innings pitched)

1	Kern.....	1.57	1979
2	Paul.....	2.17	1972
3	Foucault.....	2.24	1974
4	Comer.....	2.30	1978
5	Mattlack.....	2.27	1978
6	Honeycutt.....	2.42	1983
7	Harris.....	2.47	1985
8	Darwin.....	2.63	1980
9	Blyleven.....	2.72	1977
10	Blyleven.....	2.76	1976

## W-L PCT. (10 or more decisions)

1	Comer.....	.800	8-2	1981
2	Darwin.....	.765	13-4	1980
	Hunter.....	.765	13-4	2010
4	Holland.....	.762	16-5	2011
5	Hamels.....	.750	15-5	2016
	Harrison.....	.750	9-3	2008
	Zimmerman.....	.750	9-3	1999
8	Helling.....	.741	20-7	1998
9	Cotts.....	.727	8-3	2013
10	Kern.....	.722	13-5	1979

## COMPLETE GAMES

1	Jenkins.....	29	1974
2	Jenkins.....	22	1975
3	Perry.....	21	1976
4	Mattlack.....	18	1978
5	Hough.....	17	1984
6	Jenkins.....	16	1978
7	Perry.....	15	1975
	Blyleven.....	15	1977
9	Blyleven.....	14	1976
	Hough.....	14	1985

## SHUTOUTS

1	Jenkins.....	6	1974
	Blyleven.....	6	1976
3	Bibby.....	5	1974
	Blyleven.....	5	1977
5	Jenkins.....	4	1975
	Perry.....	4	1975
	Perry.....	4	1977
	Jenkins.....	4	1978
	Medich.....	4	1981
	Holland.....	4	2011

## WILD PITCHES

1	Witt.....	22	1986
2	Correa.....	19	1986
	Ryan.....	19	1989
4	Lynn.....	18	2019
5	Hough.....	16	1986
	Witt.....	16	1988
7	Broberg.....	14	1972
	Darvish.....	14	2014
9	7 pitchers tied.....	12	

## HIT BATTERS

1	Hough.....	19	1987
2	Park.....	17	2002
	Padilla.....	17	2006
4	Brown.....	15	1993
	Padilla.....	15	2008
6	Broberg.....	13	1972
	Brown.....	13	1991
	Sele.....	13	1998
	Park.....	13	2004
	Martinez.....	13	2015

## HOME RUNS ALLOWED

1	Helling.....	41	1999
2	Jenkins.....	40	1979
3	Helling.....	38	2001
	Lyles.....	38	2021
5	Jenkins.....	37	1975
6	Hough.....	36	1987
7	Lewis.....	35	2011
	Foltynewicz.....	35	2021
9	Witt.....	33	1997
10	Hough.....	32	1986
	Holland.....	32	2012
	Colon.....	32	2018

## WHIP

1	Ryan.....	1.006	1991
2	Jenkins.....	1.008	1974
3	Ryan.....	1.034	1990
4	Perry.....	1.049	1975
5	Lynn.....	1.060	2020
6	Blyleven.....	1.065	1977
	Honeycutt.....	1.07310	1981
8	Darvish.....	1.07313	2013
9	Jenkins.....	1.080	1978
10	Ryan.....	1.086	1989

## CURRENT PLAYERS IN BLUE

FRONT OFFICE

COACHES

PLAYERS

2022 REVIEW

OPPONENTS

RECORDS

DEVELOPMENT

MEDIA

# YEAR-BY-YEAR BATTING

Year	AVG	G	AB	R	H	TB	ZB	3B	HR	RBI	SH	SF	HP	BB	SO	SB	CS	GDP
1972	.217	154	5029	461	1092	1460	166	17	56	424	84	34	30	503	926	126	73	100
1973	.255	162	5488	619	1397	1980	195	29	110	574	45	50	27	503	791	91	52	132
1974	.272	161	5449	690	1482	2055	198	39	99	643	81	47	38	508	710	113	80	155
1975	.256	162	5599	714	1431	2075	208	17	134	675	64	41	25	613	863	102	64	125
1976	.250	162	5555	616	1390	1895	213	26	80	574	72	45	29	568	809	87	45	141
1977	.270	162	5541	767	1497	2245	265	39	135	704	116	50	39	596	904	154	85	118
1978	.253	162	5347	692	1353	2037	216	36	132	650	83	55	32	624	779	196	91	115
1979	.278	162	5562	750	1549	2273	252	26	140	718	78	59	33	461	607	79	51	135
1980	.284	163	5690	756	1616	2305	263	27	124	720	70	56	23	480	589	91	49	156
1981	.270	105	3581	452	968	1323	178	15	49	418	36	39	21	295	396	46	41	84
1982	.249	162	5445	590	1354	1955	204	26	115	558	64	32	32	447	750	63	45	134
1983	.255	163	5610	639	1429	2055	242	33	106	587	38	42	29	442	767	119	60	123
1984	.261	161	5569	656	1452	2097	227	29	120	618	47	43	20	420	807	81	50	130
1985	.253	161	5361	617	1359	2041	213	41	129	578	34	45	33	530	819	130	85	133
1986	.267	162	5529	771	1479	2365	248	43	184	725	31	42	35	511	1088	103	76	136
1987	.266	162	5564	823	1478	2394	264	35	194	772	42	51	24	567	1081	120	71	116
1988	.252	161	5479	637	1378	2019	227	39	112	589	48	53	35	542	1022	130	57	111
1989	.263	162	5458	695	1433	2151	260	46	122	654	63	40	34	503	989	101	49	151
1990	.259	162	5469	676	1416	2057	257	27	110	641	54	44	34	575	1054	115	48	142
1991	.270	162	5703	829	1539	2420	288	31	177	774	59	41	42	596	1039	102	50	128
1992	.250	162	5537	682	1387	2176	266	23	159	646	56	45	50	550	1036	81	44	115
1993	.267	162	5510	835	1472	2377	284	39	181	780	69	56	48	483	984	113	67	111
1994	.280	114	3983	613	1114	1738	198	27	124	582	41	34	36	437	730	82	35	95
1995	.265	144	4913	691	1304	2013	247	24	138	651	49	45	33	526	877	90	47	112
1996	.284	163	5702	928	1622	2672	323	32	221	890	32	69	31	660	1041	83	26	128
1997	.274	162	5651	807	1547	2473	311	27	187	773	28	52	34	500	1116	72	37	118
1998	.289	162	5672	940	1637	2618	314	32	201	894	41	54	39	595	1045	82	47	137
1999	.293	162	5651	945	1653	2705	304	29	230	897	35	62	29	611	937	111	54	147
2000	.283	162	5648	848	1601	2520	330	35	173	806	48	48	39	580	922	69	47	161
2001	.275	162	5685	890	1566	2676	326	23	246	844	25	55	75	548	1093	97	32	131
2002	.269	162	5618	843	1510	2558	304	27	230	806	48	50	62	554	1055	62	34	129
2003	.266	162	5664	826	1506	2569	274	36	239	799	24	42	75	488	1052	65	25	115
2004	.266	162	5615	860	1492	2564	323	34	227	825	23	57	61	500	1099	69	36	91
2005	.267	162	5716	865	1528	2677	311	29	260	834	9	32	48	495	1112	67	15	123
2006	.278	162	5659	835	1571	2523	357	23	183	799	18	50	40	505	1061	53	24	148
2007	.263	162	5555	816	1460	2367	298	36	179	768	57	42	56	503	1224	88	25	129
2008	.283	162	5728	901	1619	2647	376	35	194	867	37	54	63	595	1207	81	25	117
2009	.260	162	5526	784	1436	2458	296	27	224	748	40	51	37	472	1253	149	36	97
2010	.276	162	5635	787	1556	2360	268	25	162	740	53	54	45	511	986	123	48	129
2011	.283	162	5659	855	1599	2603	310	32	210	807	39	49	39	475	930	143	45	135
2012	.273	162	5590	808	1526	2493	303	32	200	780	36	53	57	478	1103	91	44	121
2013	.262	163	5585	730	1465	2301	262	23	176	691	45	42	61	462	1067	149	46	124
2014	.256	162	5460	637	1400	2049	260	28	111	597	41	45	61	417	1162	105	59	148
2015	.257	162	5511	751	1419	2278	279	32	172	707	43	54	76	503	1233	101	39	99
2016	.262	162	5525	765	1446	2394	257	23	215	746	18	40	70	436	1220	99	36	114
2017	.244	162	5430	799	1326	2334	255	21	237	756	27	39	81	544	1493	113	44	110
2018	.240	162	5453	737	1308	2204	266	24	194	696	33	34	88	555	1484	74	35	104
2019	.248	162	5540	810	1374	2387	296	24	223	765	17	44	67	534	1578	131	38	98
2020	.217	60	1936	224	420	704	80	9	62	204	2	18	24	167	548	49	14	33
2021	.232	162	5405	625	1254	2028	225	24	167	598	16	31	58	433	1381	106	29	113
2022	.239	162	5478	707	1308	2166	224	20	198	670	10	38	47	456	1446	128	41	82
TOTALS	.263	8029	275268	37594	72518	113834	13311	1476	8351	35562	2269	2348	2245	25857	51265	5075	2396	6179

\*-bold face indicates club's high-low in each category, excluding 1972 and 2020 (shorter seasons), as well as labor-shortened years of 1981, 1994 and 1995.

## GLOBE LIFE FIELD ATTENDANCE HIGHS (2020-22)

### TOP GLOBE LIFE FIELD ATTENDANCE (Regular and Postseason)

1.	38,832*	Oct. 4, 2022-G2	New York-AL
2.	38,316*	May 1, 2022	Atlanta
3.	38,275*	Aug. 6, 2022	Chicago-AL
4.	38,238*	April 5, 2021	Toronto
5.	38,055*	May 22, 2021	Houston
6.	37,810	Aug. 28, 2021	Houston

### LARGEST GLOBE LIFE FIELD ATTENDANCE FIGURES

4-Date Series: 133,347, Oct. 3-5, 2022 vs. New York-AL
3-Date Series: 104,944, May 21-23, 2021 vs. Houston
2-Date Series: 53,943, July 27-28, 2021 vs. Arizona
Day Game: 38,316, May 1, 2022 vs. Atlanta
Night Game: 38,832, Oct. 4, 2022 vs. New York-AL - Game 2
Doubleheader: NA
* - sellout
Smallest Crowd (beg. 2021): 13,121, Aug. 15, 2022 vs. Oakland

## HIGHEST SINGLE-GAME ATTENDANCE IN RANGERS HISTORY - ALL AT GLOBE LIFE PARK IN ARLINGTON (1994-2019)

### TOP 30 CROWDS (Regular and Postseason)

1.	52,419 <sup>1</sup>	Oct. 30, 2010	San Francisco	19.	50,498 <sup>16</sup>	Sept. 30, 2011	Tampa Bay	
2.	52,045 <sup>2</sup>	Nov. 1, 2010	San Francisco	20.	50,492	July 4, 2005	Boston	
3.	51,920 <sup>3</sup>	Oct. 31, 2010	San Francisco	21.	50,370	April 9, 2004	Anaheim	
4.	51,746 <sup>4</sup>	Oct. 9, 2010	Tampa Bay	22.	50,362 <sup>17</sup>	Oct. 16, 2010	New York-AL	
5.	51,573	April 3, 2006	Boston	23.	50,299	April 5, 2010	Toronto	
6.	51,548	April 6, 2007	Boston	24.	50,269 <sup>18</sup>	Oct. 9, 1999	New York-AL	
7.	51,539 <sup>5</sup>	Oct. 23, 2011	St. Louis	25.	50,241	May 23, 2004	New York-AL	
8.	51,508 <sup>6</sup>	Oct. 15, 2011	Detroit	26.	50,146	April 11, 2011	Boston	
9.	51,462 <sup>7</sup>	Oct. 22, 2011	St. Louis	27.	50,114 <sup>19</sup>	Oct. 8, 2011	Detroit	
10.	51,459 <sup>8</sup>	Oct. 24, 2011	St. Louis	28.	50,066 <sup>20</sup>	Oct. 5, 1996	New York-AL	
11.	51,404 <sup>9</sup>	Oct. 22, 2010	New York-AL	29.	50,054	April 11, 2005	LA of Anaheim	
12.	51,351 <sup>10</sup>	Oct. 1, 2011	Tampa Bay	30.	49,950 <sup>21</sup>	Oct. 2, 1998	New York-AL	
13.	51,227 <sup>11</sup>	Oct. 20, 2011	Detroit	1 WS G3	6 WS G6	11 ALCS G2	16 ALDS G1	21 ALDS G3
14.	50,941 <sup>12</sup>	Oct. 11, 2015	Toronto	2 WS G5	7 WS G3	12 ALCS G3	17 ALCS G2	
15.	50,930 <sup>13</sup>	Oct. 15, 2010	New York-AL	3 WS G4	8 WS G5	13 ALCS G1	18 ALCS G3	
16.	50,920 <sup>14</sup>	July 11, 1995	All-Star Game	4 ALCS G3	9 WS G6	14 ASG	19 ALCS G1	
17.	50,860 <sup>15</sup>	Oct. 4, 1996	New York-AL	5 WS G4	10 ALDS G2	15 ALDS G3	20 ALDS G4	
18.	50,708	July 31, 2004	Oakland					

YEARLY AMERICAN LEAGUE RANKS

Year	AVG	G	AB	R	OR	H	TB	2B	3B	HR	RBI	SH	SF	HP	BB	IBB	SO	SB	CS	DP	SLG	OBP
1972	12	8t	11	11	12	12	12	12	12	12	11	2	5t	8	5	12	10	1	12	1	12	12
1973	9	1t	11	12	12	11	11	11	8t	11	12	9	2	10	10	11	5	6	6	6	11	11
1974	1	12	10	2	10	3	4	11	3	10	2	2	6	4t	9	8t	2	5	11	10	4	2
1975	6	1t	1	4	9	3t	7	9	12	4t	3	7t	9	11	1	5	10	6t	7	6	9	6
1976	8	1t	2t	7	7	8	10	5t	11	9	7	5	11	8t	2	2	7	10	1	10	10	7
1977	6	1t	6	6	4	6	7	4	11	7	6	1	8	4	1	5	11	4	10	7	7	5
1978	11	3t	13	6	2	12	9	13	10	4	6	5	5t	5t	1	1t	10	2	2	10	7	5
1979	6	1t	2	9	3	5	5	8	13	7	6	3	4t	6t	12	3	2	10	5	7	8	9
1980	2	1t	2	7	8	2	7	4	14	8	6	5	3	10	9	3t	1	7t	6	12	7	7
1981	3	11t	9	6	2	3	10t	1	12	12	6	10t	3	5	12	1	2	9	9	5t	9	7
1982	13	3t	14	14	12	13	14	14	13t	12	14	3	14	3	12	13	9	10	4t	8	14	14
1983	13	1t	4	13	1	13	12	12	8	13	13	10	12	7t	13	12	6	6	10	4t	13	13
1984	9	13t	6	13	8	8	12	11	12t	11	13	5	12t	13t	13	9	4	8	9	8	13	14
1985	10	9t	14	14	10	14	14	14	5t	12	14	11	8t	5	6	11t	7	4	13	9	13	10
1986	5	3t	6	7	9	5	5	8	3	4	7	12	11	6	9	7t	13	8	14	10	4	6
1987	6	1t	8	5	12	6	5	8	6t	7	5	8	4	13	7	10	14	9	12	6	3	7
1988	11	9t	9	12	9	11	12	11	3t	14	12	7	3	8	5	8t	14	4	12	3	13	9
1989	5	1t	10t	8	9	6	4	5	1	9	9	3t	14	7t	7	13	13	9	3	12	4	7
1990	8	1t	11	10	6	9	10	6	9t	8t	9	6t	10t	7t	6	5	14	5	3	11t	11	5
1991	3	1t	1	1	14	2	1	4	6	2	2	4	12t	4	4	3	12	9	6	6	1	2
1992	12	1t	5	9	12	12	7	7	10	4	9	4t	11	11	7	13	13	11	3	2	6	11
1993	5	1t	9	3	7	6	4	6	3	1	4	3	3t	7	13	5	12	6	5	3	4	11
1994	4	7t	3	5	14	4	6	10	4	6	5	4	10t	4	5	5	13	5	7	12	7	3
1995	9	5t	11	11	8	10	12	10	11	10	11	3	6t	13	10	11	8	10	4	6	10	10
1996	5	1t	2	4t	5	5	4	4	6	4	4	12	2	12	4	4	10	11	1	5	4	6
1997	5	1t	3	7	9	5	5	4	7t	5	7	12	7t	13	11	6t	10	11	3	4	4	9
1998	1	3t	1	2	12	1	2	5t	5t	6	2	7	5	13	4	9	7	13	5t	11	3	2
1999	1	1t	1	2	7	1	1	4	8t	3	2	8t	2	14	5	2t	5	6	11	11	1	3
2000	4	1t	4	9	14	4	6	1	3	10	9	5	9t	13	8	4	3	12	10	14	7	7
2001	3	1t	1	3	14	2	1	3	11	1	3	12t	4	4	4	11	11	2	11t	1	4	4
2002	6	1t	3	5	12	6	1	7	11t	1	5	2t	9	7	5	3	10	12	5	10	1	6
2003	9	3t	3	5	14	8	3	13	6	1	4	11t	10	3t	8	11	11	12	2t	12	3	9
2004	10	1t	9	4	5	9	2	4	4t	3	3	12	2	9	9	4t	12	10	5	1	4	11
2005	8	1t	1	3	12	3	1	3	9	1	3	14	14	11t	5	13	14	9	2	3	1	6
2006	6	1t	2	4	8	6	6	1	9	8	4	13	7	14	6	7t	11	13	4	11	6	9
2007	10	1t	9	5	12	9t	7	9	3t	4	6	1	12	6t	10	14	13	8	4	5	6	11
2008	1	3t	1	1	14	1	1	4	3	1	4	4	4	5	3	6	11	8	2	3	1	2
2009	11	3t	12	7	4	10	5	8	7	2	7	5	4t	14	12	10t	14	2	8	1	3	12
2010	1	1t	8	6	9	10	2	2	7	5	5	1	2	10	8	4	4	5	11	8t	6	4
2011	1	1t	3	3	10	2	2	3	8	2	3	5	6	10t	8t	5	1	4	7	5	2	4
2012	2	1t	3	1	6	1	2	2	3t	4	1	3t	3	5t	8	2	4t	12	1t	9	2	3
2013	4	1t	5	7	4	4	6	11	7t	6t	7	2	9t	2	11	9	2	2	2	7t	6	7
2014	5	1t	13	10	14	8t	12	11	6	14	12	3	8	4	11t	3	7	5	15	15	13	9
2015	5	1t	8	3	13	5	9	6	6t	7	3	2	2t	3	4	4	9	3	10	1	7	4
2016	3	1t	8	4	13	4t	5	12	9	5	2	10t	7t	2	14	6t	5	4	12t	3	4	7
2017	13	1t	14	5	11	13	9	13	8	3	5	2	7t	1	7	11	14	2	14t	2	7	8
2018	14	1t	14t	7	13t	15	12	11	7	8	7	1	14	2	4	13	14	9	10	4	11	7
2019	9	1t	10	6	12	9	7	4	8	8t	6	6	3t	5t	9	6t	13	1	13	2	8	9
2020	15	1t	11	15	11t	15	15	14	5	12t	15	9t	1t	8t	13	12t	12	2t	12t	3	15	15
2021	14	1t	9	15	13	14	15	14	4	14	15	7	13t	12	14	11t	11	3	13	5t	15	15
2022	10	1t	5	5	12	8t	7	14	6	4	5	9t	10	15	10	9	14	1	15	1	6	12

FRONT OFFICE

COACHES

PLAYERS

2022 REVIEW

OPPONENTS

RECORDS

DEVELOPMENT

MEDIA

HOME ATTENDANCE RECORDS IN RANGERS HISTORY - ALL AT GLOBE LIFE PARK IN ARLINGTON

LARGEST HOME CROWDS BY DAYS OF THE WEEK

DAY	ATT.	OPPONENT	DATE
Monday	51,173	vs. Boston	April 3, 2006
Tuesday	49,512	vs. Anaheim	April 3, 2001
Wednesday	49,103	vs. Seattle	July 4, 2001
Thursday	48,925	vs. New York	Aug. 12, 2004
Friday	51,548	vs. Boston	April 6, 2007
Saturday	50,708	vs. Oakland	July 31, 2004
Sunday	50,241	vs. New York	May 23, 2004

LARGEST HOME ATTENDANCE FIGURES

4-Date Series: 182,036, July 14-17, 1994 vs. Toronto  
 3-Date Series: 148,894, May 21-24, 2004 vs. New York-AL  
 2-Date Series: 94,797, Aug. 10-11, 2010 vs. New York-AL  
 Season, 1 Club: 443,347 - 2012 vs. Oakland (10 dates)  
 Day Game: 51,573, April 3, 2006 vs. Boston  
 Night Game: 50,708, July 31, 2004 vs. Oakland  
 Doubleheader: 44,598, May 1, 2004 vs. Boston  
 Smallest Crowd: 9,046, Sept. 7, 1995 vs. CWS (Make-up date)  
 Most Sellouts: 38, 2012  
 Most 40,000 + Crowds: 59 - 2012  
 Most 30,000 + Crowds: 79 - 2012, 2013  
 Most 20,000 + Crowds: 82 - 2013

# YEAR-BY-YEAR PITCHING

YEAR	W-L	ERA	G	REL	CG	SHO	SV	IP	H	R	ER	HR	BB	SO	HB	WP	BK
1972	54-100	3.54	154	324	11	8	34	1374.2	1258	628	540	92	613	868	48	44	4
1973	<b>57-105</b>	4.64	162	298	35	10	27	1430.0	1514	844	737	130	680	831	44	62	3
1974	84-76	3.82	161	224	62	16	12	1433.2	1423	698	609	126	449	871	40	51	4
1975	79-83	3.87	162	224	60	16	17	1465.2	1456	733	630	123	518	792	43	49	7
1976	76-86	3.46	162	196	<b>63</b>	15	15	1472.0	1464	652	566	<b>106</b>	461	773	31	46	9
1977	94-68	3.53	162	200	49	17	31	1472.1	1412	657	578	134	471	864	31	44	2
1978	87-75	3.36	162	<b>170</b>	54	12	25	1456.1	1431	632	544	108	421	776	24	35	3
1979	83-79	3.86	<b>163</b>	256	26	10	42	1437.0	1371	698	617	135	532	773	28	37	2
1980	76-85	4.02	162	217	35	6	25	1451.2	1561	752	649	119	519	890	37	58	5
1981	57-48	3.40	105	142	23	13	18	940.1	851	389	355	67	322	488	17	18	2
1982	64-98	4.28	162	214	32	5	24	1431.0	1554	749	681	128	483	<b>690</b>	41	<b>34</b>	4
1983	77-85	<b>3.31</b>	<b>163</b>	190	43	11	32	1466.2	1392	<b>609</b>	<b>540</b>	97	471	826	38	36	6
1984	69-92	3.91	161	190	38	6	21	1438.2	1443	714	625	148	518	863	34	62	11
1985	62-99	4.56	161	264	18	5	33	<b>1411.2</b>	1479	785	715	173	501	863	36	43	7
1986	87-75	4.11	162	328	15	8	41	1450.1	1356	743	663	145	736	1059	41	<b>94</b>	13
1987	75-87	4.61	162	329	20	3	27	1444.1	1388	849	740	199	760	1103	55	61	26
1988	70-91	4.05	161	251	41	11	31	1438.2	1310	735	648	129	654	912	56	72	57
1989	83-79	3.92	162	321	26	7	44	1434.1	<b>1279</b>	714	624	119	654	1112	48	65	16
1990	83-79	3.83	162	302	25	9	36	1444.2	1343	696	614	113	623	997	44	61	6
1991	85-77	4.43	162	386	9	10	41	<b>1479.0</b>	1486	814	728	151	662	1022	45	77	12
1992	77-85	4.06	162	359	19	3	42	1460.1	1471	753	658	113	598	1034	48	72	6
1993	86-76	4.28	162	314	20	6	45	1438.1	1476	751	684	144	562	957	44	52	14
1994	52-62	5.45	114	301	10	4	26	1023.0	1176	697	620	157	394	683	32	50	5
1995	74-70	4.66	144	360	14	4	34	1285.0	1385	720	665	152	514	838	36	60	6
1996	90-72	4.65	<b>163</b>	347	19	6	43	1449.1	1569	799	749	168	582	976	43	38	9
1997	77-85	4.69	162	382	8	9	33	1429.2	1598	823	745	169	541	925	38	55	6
1998	88-74	4.99	162	402	10	8	46	1431.1	1624	871	794	164	519	994	45	62	2
1999	95-67	5.07	162	439	6	9	47	1436.1	1626	859	809	186	509	979	40	50	2
2000	71-91	5.52	162	415	3	4	39	1429.0	<b>1683</b>	<b>974</b>	876	202	661	918	63	40	6
2001	73-89	<b>5.71</b>	162	411	4	3	37	1438.1	1670	<b>968</b>	<b>913</b>	222	596	951	63	70	9
2002	72-90	5.15	162	487	4	4	33	1439.2	1528	882	824	194	669	1030	76	84	11
2003	71-91	5.67	162	494	4	3	43	1433.1	1625	969	903	208	603	1009	63	51	8
2004	89-73	4.53	162	468	5	9	52	1439.2	1536	794	724	182	547	979	<b>81</b>	<b>34</b>	11
2005	79-83	4.96	162	454	2	6	46	1440.0	1589	858	794	159	522	932	60	44	4
2006	80-82	4.60	162	489	3	8	42	1431.1	1558	784	731	162	496	972	66	<b>34</b>	4
2007	75-87	4.75	162	467	<b>0</b>	<b>0</b>	42	1430.0	1525	844	755	155	668	976	70	66	4
2008	79-83	5.37	162	457	6	8	36	1442.0	1647	967	860	176	625	963	72	62	9
2009	87-75	4.38	162	436	8	11	45	1434.2	1432	740	698	171	531	1016	70	45	8
2010	90-72	3.93	162	481	7	8	46	1455.1	1355	687	636	162	551	1181	63	56	4
2011	<b>96-66</b>	3.79	162	417	10	<b>19</b>	38	1441.1	1327	677	607	170	461	1179	46	43	6
2012	93-69	3.99	162	428	7	10	43	1442.0	1378	707	639	175	446	1286	41	53	8
2013	91-72	3.62	<b>163</b>	475	4	10	46	1463.1	1370	636	589	157	498	1309	48	68	5
2014	67-95	4.49	162	476	6	17	33	1426.1	1510	773	711	160	505	1110	61	61	7
2015	88-74	4.24	162	498	5	9	45	1442.2	1459	733	680	171	508	1095	63	51	5
2016	95-67	4.37	162	479	1	6	<b>56</b>	1443.0	1441	757	700	201	534	1154	53	45	5
2017	78-84	4.66	162	464	2	6	<b>29</b>	1434.1	1443	816	742	214	559	1107	74	63	7
2018	67-95	4.92	162	506	1	5	42	1431.0	1516	848	783	222	491	1121	72	57	8
2019	78-84	5.06	162	499	4	9	33	1438.0	1515	878	808	<b>241</b>	583	<b>1379</b>	70	68	3
2020	22-38	5.02	60	204	2	3	10	516.2	479	312	288	81	236	489	30	21	2
2021	60-102	4.79	162	507	<b>0</b>	3	31	1424.1	1402	815	758	232	513	1239	61	67	<b>0</b>
2022	68-94	4.22	162	<b>532</b>	1	10	37	1435.0	1345	743	673	169	581	1314	71	66	7
TOTALS	3850-4012	4.38	7867	17967	880	412	1765	70051.1	71627	37711	34061	7749	27138	84229	2483	2670	390

\*-bold face indicates club's high-low in each category, excluding 1972 and 2020 (shorter seasons), as well as labor-shortened years of 1981, 1994 and 1995.

## RANGERS YEAR-BY-YEAR ROAD ATTENDANCE

YEAR	DATES	ATT.	AVG.	YEAR	DATES	ATT.	AVG.
1972 Totals	69	768,604	11,139	1998 Totals	80	2,314,074	28,926
1973 Totals	74	837,976	11,324	1999 Totals	80	2,070,648	25,883
1974 Totals	74	921,757	12,456	2000 Totals	81	2,407,996	29,728
1975 Totals	73	976,006	13,370	2001 Totals	80	2,258,268	28,228
1976 Totals	73	1,059,135	14,509	2002 Totals	79	2,251,033	28,494
1977 Totals	72	1,236,344	17,171	2003 Totals	81	2,343,754	28,935
1978 Totals	73	1,395,300	19,114	2004 Totals	81	2,370,971	29,271
1979 Totals	76	1,587,206	20,884	2005 Totals	81	2,197,278	27,127
1980 Totals	79	1,499,813	18,985	2006 Totals	81	2,391,347	29,523
1981 Totals	49	892,594	18,216	2007 Totals	80	2,303,098	28,789
1982 Totals	76	1,514,422	19,927	2008 Totals	80	2,381,219	29,765
1983 Totals	79	1,476,671	18,692	2009 Totals	80	2,210,344	27,629
1984 Totals	79	1,561,739	19,768	2010 Totals	81	2,151,809	26,566
1985 Totals	80	1,599,306	19,991	2011 Totals	80	2,293,970	28,675
1986 Totals	80	1,670,132	20,877	2012 Totals	80	2,256,784	28,210
1987 Totals	78	1,796,351	23,030	2013 Totals	81	2,277,838	28,121
1988 Totals	79	1,885,166	23,863	2014 Totals	81	2,199,597	27,156
1989 Totals	80	2,101,700	26,271	2015 Totals	81	2,354,914	29,073
1990 Totals	78	1,980,463	25,391	2016 Totals	81	2,232,432	27,561
1991 Totals	79	2,302,087	29,140	2017 Totals	81	2,162,632	26,699
1992 Totals	80	2,347,974	29,350	2018 Totals	81	2,144,075	26,470
1993 Totals	78	2,401,762	30,792	2019 Totals	80	2,128,065	26,601
1994 Totals	51	1,591,303	31,202	2020 Totals	-	-	-
1995 Totals	71	1,648,820	23,223	2021 Totals	79	1,155,543	14,444
1996 Totals	82	2,067,580	25,214	2022 Totals	80	1,773,021	22,443
1997 Totals	81	2,142,586	26,452	TOTALS	3,873	93,893,507	24,243

## YEARLY AMERICAN LEAGUE RANKS

Year	W	L	ERA	G	CG	SHO	SV	IP	H	TBF	R	ER	HR	SH	SF	HB	BB	IBB	SO	WP	BK
1972	12	1	12	8t	12	12	4t	10	7	12	12	12	5	12	12	12	11	10	5	9	10t
1973	12	1	12	1t	12	9t	9	11	10	11	12	11	8	3	12	12	12	8t	6	11	6t
1974	4t	9	10	12	3	1t	11t	12	6	2	10	8t	8t	1	9t	10	2	3	3	11	5t
1975	6t	5t	6	1t	4	3	10t	1	8	10	9	7	6t	11t	6t	11	5	10t	7	8t	11
1976	8t	4t	6	1t	2	3t	12	3	11	10	7	7	11	12	3	5t	4	3	4	10	11
1977	5	10	2	1t	4	1	5t	1	4	6	4	3	3	12	3t	8	3	5	3	7	1t
1978	6t	8t	2	3t	5	7t	10	4	8	6	2	2	5t	8	4	3	2	7	3	4	3
1979	8	7	3	1t	13	4t	1	5	3	3	3	3	7	10	5	6t	6	8	5	3	3t
1980	10	5	8	1t	7t	13t	12	8	13	11	8	8	3	7	8	12	7	10	1	13	5t
1981	7	10t	3	11t	7	1t	11t	11	3	3	2	2	2t	13t	1t	6t	4	11	8	3t	2t
1982	13	2	12	3t	7	13t	13	13t	13	7	12	12	5	12t	9t	13	5	14	13	3	2t
1983	9	6	1	1t	2t	5	9t	2	3	5	1	1	1	9t	4	12	4t	3t	6	4t	6t
1984	13	2	6	13t	4	12t	14	11	7	6	8	5	11	8	1	9t	9t	5	6	14	12t
1985	13	2	12	9t	12t	13t	10t	14	10	4	10	12	13	1	6t	11t	5	9	6	5t	8t
1986	4t	10t	9	3t	13	6t	3t	3	2t	12	9	8	3	1	2	10	14	9t	1	14	12t
1987	11t	3t	11	1t	8t	14	11	8	2	13	12	10	9t	6	6	14	14	9	1	11t	14
1988	12	3	8	9t	1	4t	12	8	1	10	9	8	5	4	10	13	14	4	4	14	13
1989	6t	8t	7	1t	3	11t	4t	9	1	7	9	7	7	3t	9t	14	14	6	1	13	12
1990	5	10	6	1t	1	9t	13	6t	4	8	6	6	4	1	12t	11	13	5t	3t	10	4t
1991	4	11	11	1t	12	8t	8t	11	9	14	14	12t	11	8	12	12t	14	6	1	13	13
1992	7	8	10	1t	7t	14	9t	4	12	12	10	3	4	13	12	11	11	1	14	5t	
1993	4	11	6	1t	5	9t	4t	11t	8	7	7	6	6	4	3t	6t	7	6	6	9	14
1994	11	4t	13	7t	10	6t	6t	6t	13	14	14	13	14	13	13	9t	5	9	7	10	8t
1995	6	9	8	5t	4	9t	9t	7	11	8	8	8	8	10t	9	2t	5	8t	10	12	8
1996	3	12	6	1t	1t	6	4t	7	13	7	5	6	2	3	8t	6	4	9	6	2t	14
1997	10	5	7	1t	8t	4	12	11	13	10	9	7	5	1	12	4	5	8	13	7	9t
1998	4t	10t	12	3t	5t	4t	6t	12t	14	11	12	12	2t	6	13	3t	4	10	10t	2t	
1999	3	12	11	1t	6t	4t	4	7	14	7	7	11	6	3t	7	2	3	3	8	3t	2
2000	12	3	14	1t	14	11t	8	13	14	14	14	13t	10t	10t	13	12	10	10t	13	3	12t
2001	10	5	14	1t	11	11	10	9	14	14	14	14	14	1	14	6	14	7	9	12	13
2002	10	5	12	1t	14	11t	10t	10	11	14	12	12	11	6t	2	12	14	6	10	14	14
2003	10t	4t	14	3t	13	13t	4	12	14	14	14	14	8	10	8	13	13	5	8	10	
2004	6	9	5	1t	9	5t	2	9t	11	11	5	5	7t	12	9t	12	9	4	11	1	13t
2005	9	6	12	1t	12t	11	4t	7	13	13	12	12	4	12t	7	8t	4	6	11	7	3t
2006	10	5	11	1t	14t	7t	8t	9t	9	8	8	8	3t	2t	7t	13	6t	1	12	1	7t
2007	10	5	11	1t	14	11t	7t	13	10	12	12	11	7	8t	10t	13	13	8	14	12	5t
2008	9	6	14	3t	5	9t	8t	9t	14	14	14	14	12	3	11	13	11	11	13	11	14
2009	4t	11	8	3t	4t	2t	10t	10	4	4	4	8	5	3t	1	13	7	2	12	6	14
2010	4	11	4	1t	5t	9t	2	2	4	9	4	4	10	4t	8	12	10t	2	4	6	4t
2011	2	13	5	1t	4	1	7t	11	2	3	5	5	12	5t	1	5t	3	2	4	3	11t
2012	3t	11t	7	1t	3t	8t	6t	10t	6	5	6	9	8	1	7	2	3	1	4	7t	4t
2013	6	10	4	1t	7t	9t	4t	3	9	8	4	4	10	7	8	8	9	12	4	11	10t
2014	15	1	14	1t	3t	2	13	15	14	12	14	14	14	1	12t	12	14	14	14	11	12t
2015	3	13	13	1t	6t	12t	5t	10	12	13	13	13	7	1	14	13	15	10	14	3	10t
2016	1	14t	13	1t	11t	13	1	6t	11t	13	13	13	9	4	9	8	14	4	14	2	8
2017	9t	6t	11	1t	4t	10t	14	12	9	10	11	11	9	1	8t	15	13	7	15	9	13t
2018	11	5	13	1t	10t	13	7	13t	13	10	13t	13	14	12	13	11t	5t	9	15	5t	13t
2019	8	8	11	1t	3	6t	9t	11	12	13	12	11	10	11	15	11	13	3t	8	7	2
2020	15	1	11	1t	1t	7	15	10t	8	13	11t	11	10t	13t	12	11	13	4	12	6	9t
2021	14	2	13	1t	13t	15	14	6	3	7	13	13	13	10t	8	11	8	4t	14	9	1
2022	12	4	12	1t	6t	7t	12	10	10	2t	12	12	6	11	10	11t	14	10	11	14	14

FRONT OFFICE

COACHES

PLAYERS

2022 REVIEW

OPPONENTS

RECORDS

DEVELOPMENT

MEDIA

## ROAD ATTENDANCE RECORDS IN RANGERS HISTORY

### LARGEST ROAD CROWDS BY DAYS OF THE WEEK

DAY	ATT.	OPPONENT	DATE
Monday	56,706	at New York-AL	April 4, 1994
Tuesday	62,390	at California	July 4, 1989
Wednesday	52,659	at New York-AL	July 2, 2008
Thursday	55,123	at New York-AL	April 9, 1981
Friday	54,442	at New York-AL	Aug. 12, 2005
Saturday	62,443	at Cleveland	April 10, 1982
Sunday	62,020	at California	Oct. 3, 1982

### LARGEST ROAD ATTENDANCE FIGURES

4-Date Series: 218,468, Aug. 11-14, 2005 at New York  
 3-Date Series: 158,927, June 30-July 2, 2008 at New York-AL  
 2-Date Series: 96,389, April 26-27, 1993 at Toronto  
 Season, One Club: 447,255, 2001 at Seattle (10 dates)  
 Day Game: 62,443, April 10, 1982 at Cleveland  
 Night Game: 62,390, July 4, 1989 at California  
 Doubleheader: 55,438, June 15, 2008 at New York-NL  
 Smallest Attendance: 750, Sept. 18, 1979 at Oakland

# YEAR-BY-YEAR BATTING LEADERS

FRONT OFFICE

COACHES

PLAYERS

2022 REVIEW

OPONENTS

RECORDS

DEVELOPMENT

MEDIA

YEAR	BATTING AVERAGE	ON-BASE PERCENTAGE	SLUGGING PERCENTAGE	OPS				
1972	Billings	254	Nelson	324	Ford	382	Ford	680
1973	A. Johnson	287	Burroughs	355	Burroughs	487	Burroughs	842
1974	Randle	302	Burroughs	397	Burroughs	504	Burroughs	901
1975	Hargrove	303	Harrah	403	Harrah	458	Harrah	861
1976	Hargrove	287	Hargrove	397	Grieve	418	Hargrove	781
1977	Hargrove	305	Hargrove	420	Harrah	479	Hargrove	897
1978	Oliver	324	Hargrove	388	Bonds	497	Bonds	853
1979	Oliver	323	Oliver	470	Oliver	470	Oliver	836
1980	Rivers	333	Bell	379	Bell	498	Bell	877
1981	Oliver	309	Sundberg	369	Bell	428	Bell	792
1982	Bell	296	Bell	376	Bell	426	Bell	803
1983	Bell	277	Bell	332	Parrish	474	Parrish	800
1984	Bell	315	Bell	382	Parrish	465	Bell	840
1985	Ward	287	Harrah	432	O'Brien	452	Harrah	820
1986	Fletcher	300	O'Brien	485	Parrish	509	Parrish	856
1987	Fletcher	287	Browne	358	Incaviglia	497	Incaviglia	829
1988	Fletcher	278	Fletcher	364	Sierra	424	O'Brien	760
1989	Franco	316	Franco	386	Sierra	*543	Sierra	889
1990	Palmeiro	319	Franco	383	Palmeiro	468	Palmeiro	829
1991	Franco	*341	Franco	408	Palmeiro	532	Palmeiro	922
1992	Sierra	278	Palmeiro	352	Gonzalez	529	Gonzalez	833
1993	Gonzalez	310	Palmeiro	371	Gonzalez	632	Gonzalez	1,000
1994	Clark	329	Clark	431	Canseco	552	Canseco	939
1995	Rodriguez	303	Tettleton	396	Tettleton	510	Tettleton	906
1996	Greer	337	Greer	387	Gonzalez	647	Gonzalez	1,011
1997	Greer	321	Greer	405	Gonzalez	589	Greer	936
1998	Rodriguez	321	Greer	386	Gonzalez	630	Gonzalez	997
1999	Rodriguez	332	Palmeiro	420	Palmeiro	630	Palmeiro	1,050
2000	Alicea	294	Palmeiro	397	Palmeiro	558	Palmeiro	954
2001	Catalanotto	330	A. Rodriguez	399	A. Rodriguez	622	A. Rodriguez	1,021
2002	A. Rodriguez	300	A. Rodriguez	392	A. Rodriguez	623	A. Rodriguez	1,015
2003	M. Young	306	A. Rodriguez	396	A. Rodriguez	*600	A. Rodriguez	995
2004	M. Young	310	Teixeira	370	Teixeira	560	Teixeira	924
2005	M. Young	*331	M. Young	385	Teixeira	575	Teixeira	959
2006	M. Young	314	Teixeira	371	Teixeira	514	Teixeira	886
2007	M. Young	315	M. Young	366	Kinsler	441	Kinsler	796
2008	Bradley	321	Bradley	*436	Bradley	563	Bradley	*999
2009	M. Young	322	M. Young	374	Cruz	524	M. Young	892
2010	Hamilton	*359	Hamilton	411	Hamilton	*633	Hamilton	*1,044
2011	M. Young	338	M. Young	380	Beltre	561	Beltre	892
2012	Beltre	321	Murphy	357	Hamilton	570	Hamilton	930
2013	Beltre	315	Beltre	371	Beltre	509	Beltre	880
2014	Beltre	324	Beltre	388	Beltre	492	Beltre	879
2015	Fielder	305	Fielder	378	Moreland	482	Fielder	841
2016	Andrus	302	Andrus	362	Beltre	521	Beltre	879
2017	Andrus	297	Choo	357	Gallo	537	Gallo	869
2018	Choo	264	Choo	377	Gallo	498	Choo	810
2019	Santana	283	Choo	377	Santana	534	Santana	857
2020	Kiner-Falefa	280	Kiner-Falefa	371	Gallo	378	Kiner-Falefa	699
2021	Kiner-Falefa	271	Lowe	357	Garcia	454	Lowe	771
2022	Lowe	302	Lowe	358	Lowe	492	Lowe	851

YEAR	GAMES	AT-BATS	RUNS	HITS				
1972	Nelson	145	Nelson	499	Billings	119		
1973	Johnson	158	Johnson	624	Nelson / Burroughs / Harris	71	A. Johnson	179
1974	Harrah	161	Harrah	573	Burroughs	624	Burroughs	167
1975	Randle	156	Randle	615	Randle	85	Randle	166
1976	Burroughs	158	Burroughs	604	Hargrove	80	Hargrove	155
1977	Harrah	159	Campaneris	552	Hargrove	98	Hargrove	160
1978	Wills	157	Wills	539	Bonds	85	Oliver	170
1979	Bell	*162	Bell	670	Wills	90	Bell	200
1980	Oliver	*163	Oliver	656	Wills	102	Rivers	210
1981	Oliver / Sundberg / Wills	102	Oliver	421	Rivers	67	Oliver	130
1982	Wright	157	Wright	557	Wright	67	Bell	159
1983	Wright	*162	Wright	634	Sample	83	Wright	175
1984	Parrish	156	Parrish	613	Ward	97	Parrish	175
1985	O'Brien	159	Ward	593	Ward	77	Ward	170
1986	O'Brien	156	McDowell	572	McDowell	105	O'Brien	160
1987	O'Brien	159	Sierra	*634	Sierra	97	Fletcher / Sierra	169
1988	Sierra/O'Brien	156	Sierra	615	Sierra	77	Sierra	156
1989	Sierra	*162	Sierra	634	Sierra	101	Sierra	194
1990	Sierra	159	Sierra	608	Franco	96	Palmeiro	*191
1991	Sierra	161	Sierra	661	Palmeiro	115	Palmeiro / Sierra	203
1992	Palmeiro	159	Palmeiro	608	Palmeiro	84	Palmeiro	163
1993	Palmeiro	160	Palmeiro	597	Palmeiro	*124	Palmeiro	176
1994	Canseco	111	Canseco	429	Canseco	88	Clark	128
1995	Nixon	139	Nixon	589	Nixon	87	Nixon	174
1996	Elster	157	I. Rodriguez	639	I. Rodriguez	116	Rodriguez	192
1997	Greer	157	Greer	601	Greer	112	Greer	193
1998	Palmeiro	156	Gonzalez	606	Gonzalez	110	Gonzalez	193
1999	Palmeiro	158	I. Rodriguez	600	I. Rodriguez	116	Rodriguez	199
2000	Palmeiro	158	Palmeiro	565	Palmeiro	102	Palmeiro	163
2001	A. Rodriguez	*162	A. Rodriguez	632	A. Rodriguez	*133	A. Rodriguez	201
2002	A. Rodriguez	*162	A. Rodriguez	624	A. Rodriguez	125	A. Rodriguez	187
2003	A. Rodriguez	161	M. Young	666	A. Rodriguez	*124	M. Young	204
2004	M. Young	160	M. Young	690	M. Young	114	M. Young	216
2005	Teixeira / M. Young	*162	M. Young	668	M. Young	114	M. Young	*221
2006	Teixeira / M. Young	*162	M. Young	681	Matthews Jr.	101	M. Young	217
2007	M. Young	156	M. Young	639	Kinsler	96	M. Young	201
2008	Hamilton	156	M. Young	645	Kinsler / M. Young	102	Hamilton	190
2009	Byrd	146	Kinsler	566	Kinsler	101	M. Young	174
2010	M. Young	157	M. Young	656	M. Young	99	Hamilton / M. Young	186
2011	M. Young	159	M. Young	631	Kinsler	121	M. Young	*213
2012	Cruz	159	Kinsler	655	Kinsler	105	Beltre	196
2013	Beltre	161	Beltre	631	Andrus	91	Beltre	*199
2014	Andrus	157	Andrus	619	Beltre	79	Beltre	178
2015	Andrus	160	Fielder	613	Choo	94	Fielder	187
2016	Desmond	156	Desmond	625	Desmond	107	Desmond	178
2017	Odor	*162	Andrus	643	Andrus	100	Andrus	191
2018	Gallo	148	Choo	560	Choo	83	Choo	148
2019	Choo	151	Andrus	600	Choo	93	Andrus	165
2020	Kiner-Falefa / Solak	58	Kiner-Falefa	211	Kiner-Falefa	28	Kiner-Falefa	59
2021	Kiner-Falefa	158	Kiner-Falefa	635	Garcia	77	Kiner-Falefa	172
2022	Semien	161	Semien	657	Semien	101	Lowe	179



YEAR	DOUBLES	TRIPLES	HOME RUNS	RUNS BATTED IN
1972	Ford.....	Nelson.....	Ford.....	Billings.....
1973	A. Johnson.....	Harris.....	Burroughs.....	Burroughs.....
1974	Burroughs.....	Sargrove / Tovar.....	Burroughs.....	Burroughs.....
1975	Harrah / Randle.....	Randle.....	Burroughs.....	Burroughs.....
1976	Hargrove.....	Randle.....	Griewe.....	Burroughs.....
1977	Washington.....	Campaneris.....	Harrah.....	Harrah.....
1978	Oliver.....	Sundberg.....	Bonds.....	Oliver.....
1979	Bell.....	Oliver / Sundberg.....	Bell / Putnam / Zisk.....	Bell.....
1980	Oliver.....	Rivers.....	Oliver / Zisk.....	Oliver.....
1981	Oliver.....	Five with.....	Bell.....	Bell.....
1982	Bell.....	Sundberg / Wright.....	Hostetter.....	Hostetter.....
1983	Bell.....	Wright.....	Parrish.....	Parrish.....
1984	Parrish.....	Ward.....	Parrish.....	Parrish.....
1985	O'Brien.....	Ward.....	O'Brien.....	O'Brien.....
1986	Fletcher.....	Sierra.....	Incaviglia.....	Parrish.....
1987	Sierra.....	Browne.....	Parrish.....	Sierra.....
1988	Sierra.....	Espy.....	Sierra.....	Sierra.....
1989	Sierra.....	Sierra.....	Sierra.....	Sierra.....
1990	Palmeiro.....	Pettis.....	Incaviglia.....	Gonzalez.....
1991	Palmeiro.....	Pettis / Sierra.....	Gonzalez.....	Sierra.....
1992	Reimer.....	Sierra.....	Gonzalez.....	Gonzalez.....
1993	Palmeiro.....	Hulse.....	Gonzalez.....	Gonzalez.....
1994	Clark.....	Gonzalez / Hulse.....	Canseco.....	Canseco.....
1995	Rodriguez.....	McLemore.....	Tettleton.....	Clark.....
1996	Rodriguez.....	Greer.....	Gonzalez.....	Gonzalez.....
1997	Greer.....	Cedeno.....	Gonzalez.....	Gonzalez.....
1998	Gonzalez.....	McLemore.....	Gonzalez.....	Gonzalez.....
1999	Greer / Zelle.....	McLemore.....	Palmeiro.....	Palmeiro.....
2000	Greer.....	Alcega.....	Palmeiro.....	Palmeiro.....
2001	A. Rodriguez.....	Catalanotto.....	A. Rodriguez.....	A. Rodriguez.....
2002	Palmeiro.....	M. Young.....	A. Rodriguez.....	A. Rodriguez.....
2003	Bialock / M. Young.....	M. Young.....	A. Rodriguez.....	A. Rodriguez.....
2004	Bialock.....	M. Young.....	Teixeira.....	Teixeira.....
2005	Soriano.....	M. Young / Dellucci / Matthews Jr.....	Teixeira.....	Teixeira.....
2006	M. Young.....	Matthews Jr.....	Teixeira.....	Teixeira.....
2007	M. Young.....	Byrd.....	Sosa.....	M. Young.....
2008	Kinsler.....	Hamilton.....	Hamilton.....	Hamilton.....
2009	Byrd.....	Andrus.....	Cruz.....	Byrd.....
2010	Hamilton.....	Borbon.....	Hamilton.....	Guerrero.....
2011	M. Young.....	M. Young.....	Beltre/Kinsler.....	M. Young.....
2012	Cruz.....	Andrus.....	Hamilton.....	Hamilton.....
2013	Beltre.....	Martin.....	Beltre.....	Beltre.....
2014	Andrus.....	Rios.....	Beltre.....	Beltre.....
2015	Andrus.....	DeShields.....	Fielder / Moreland.....	Fielder.....
2016	Odor.....	Andrus.....	Odor.....	Beltre.....
2017	Andrus.....	Andrus.....	Gallo.....	Mazara.....
2018	Profar.....	Profar.....	Gallo.....	Gallo.....
2019	Choo.....	Santana.....	Odor.....	Odor.....
2020	Solak.....	Kiner-Falefa.....	Gallo / Odor.....	Odor.....
2021	Garcia.....	Calhoun / Kiner-Falefa / Lowe.....	Garcia.....	Garcia.....
2022	Garcia.....	Garcia / Semien.....	Seager.....	Garcia.....

FRONT OFFICE

COACHES

PLAYERS

2022 REVIEW

OPPONENTS

RECORDS

DEVELOPMENT

MEDIA

YEAR	WALKS	STRIKEOUTS	TOTAL BASES	STOLEN BASES
1972	Nelson.....	Nelson.....	Ford.....	Nelson.....
1973	Burroughs.....	Burroughs.....	Burroughs.....	Nelson.....
1974	Burroughs.....	Burroughs.....	Burroughs.....	Randle.....
1975	Harrah.....	Burroughs.....	Burroughs/Harrah.....	Harrah.....
1976	Hargrove.....	Griewe.....	Griewe.....	Randle.....
1977	Harrah.....	Horton.....	Harrah.....	Wills.....
1978	Hargrove.....	Bonds.....	Oliver.....	Wills.....
1979	Zisk.....	Zisk.....	Bell.....	Wills.....
1980	Sundberg.....	Zisk.....	Oliver.....	Wills.....
1981	Sundberg.....	Wills.....	Oliver.....	Wills.....
1982	Bell.....	Hostetter.....	Bell.....	Mazzilli.....
1983	O'Brien.....	Hostetter.....	Wright.....	Sample.....
1984	Bell.....	Harris.....	Parrish.....	Tollson.....
1985	Harrah.....	Ward.....	Ward.....	Ward.....
1986	O'Brien.....	Incaviglia.....	O'Brien.....	McDowell.....
1987	Browne/Fletcher.....	Incaviglia.....	Sierra.....	Browne.....
1988	O'Brien.....	Incaviglia.....	Sierra.....	Espy / McDowell.....
1989	Franco.....	Incaviglia.....	Sierra.....	Espy.....
1990	Franco.....	Incaviglia.....	Palmeiro.....	Pettis.....
1991	Palmeiro.....	Gonzalez.....	Palmeiro.....	Franco.....
1992	Palmeiro.....	Palmer.....	Gonzalez.....	Huson.....
1993	Palmeiro.....	Palmer.....	Gonzalez.....	Hulse.....
1994	Clark.....	Canseco.....	Canseco.....	Hulse.....
1995	Tettleton.....	Gil.....	I. Rodriguez.....	Nixon.....
1996	Tettleton.....	Palmer.....	Gonzalez.....	McLemore.....
1997	Greer.....	Gonzalez.....	Greer.....	Buford.....
1998	McLemore.....	Gonzalez.....	Gonzalez.....	Goodwin.....
1999	Palmeiro.....	Stevens.....	Palmeiro.....	Goodwin.....
2000	Palmeiro.....	Clayton.....	Palmeiro.....	Clayton.....
2001	Palmeiro.....	A. Rodriguez.....	A. Rodriguez.....	Kaprielian.....
2002	Palmeiro.....	A. Rodriguez.....	A. Rodriguez.....	Catalanotto / A. Rodriguez.....
2003	A. Rodriguez.....	A. Rodriguez.....	A. Rodriguez.....	A. Rodriguez.....
2004	Bialock.....	Bialock.....	M. Young.....	Soriano.....
2005	Dellucci.....	Bialock.....	Teixeira.....	Soriano.....
2006	Teixeira.....	Teixeira.....	Teixeira.....	Kinsler.....
2007	Kinsler.....	Sosa.....	M. Young.....	Kinsler.....
2008	Bradley.....	Hamilton.....	Hamilton.....	Kinsler.....
2009	Kinsler.....	Hamilton.....	Andrus.....	Andrus.....
2010	Andrus.....	M. Young.....	Hamilton.....	Andrus.....
2011	Kinsler.....	Cruz.....	M. Young.....	Andrus.....
2012	Hamilton / Kinsler.....	Hamilton.....	Beltre.....	Andrus / Kinsler.....
2013	Andrus.....	Moreland.....	Beltre.....	Andrus.....
2014	Choo.....	Choo.....	Beltre.....	Martin.....
2015	Choo.....	Choo.....	Fielder.....	Andrus / DeShields.....
2016	Beltre.....	Desmond.....	Beltre / Odor.....	Andrus.....
2017	Choo.....	Gallo.....	Gallo.....	DeShields.....
2018	Choo.....	Gallo.....	Gallo.....	DeShields.....
2019	Choo.....	Odor.....	Choo.....	Andrus.....
2020	Gallo.....	Gallo.....	Kiner-Falefa.....	Kiner-Falefa / Taveras.....
2021	Lowe.....	Garcia.....	Garcia.....	Kiner-Falefa.....
2022	Seager.....	Garcia.....	Lowe.....	Garcia / Semien.....

\*LED LEAGUE \*\*TIED FOR LEAGUE LEAD

# YEAR-BY-YEAR PITCHING LEADERS

FRONT OFFICE

COACHES

PLAYERS

2022 REVIEW

OPONENTS

RECORDS

DEVELOPMENT

MEDIA

YEAR	WINS	LOSSES	EARNED RUN AVERAGE	GAMES
1972	Hand	10	Hand	14
1973	Bibby	9	Merritt	13
1974	Jenkins	*25	Bibby	19
1975	Jenkins	17	Jenkins	18
1976	Perry	15	Perry	14
1977	Alexander	17	Blyleven / Perry	12
1978	Jenkins	18	Matlack	13
1979	Comer	17	Jenkins	14
1980	Medich	14	Jenkins	12
1981	Honeycutt	11	Darwin	12
1982	Hough	16	Tanana	**18
1983	Hough	15	Smithson	14
1984	Hough	16	Tanana	15
1985	Hough	14	Hough	16
1986	Hough	17	Guzman	15
1987	Hough	18	Guzman	14
1988	Hough	15	Hough	16
1989	Ryan	16	Hough / Witt	13
1990	Witt	17	Hough	12
1991	Guzman	13	Brown	12
1992	Brown	**21	Witt	13
1993	Rogers	16	Brown	12
1994	Rogers	11	Brown	9
1995	Rogers	17	Gross	**15
1996	Hill/Witt	16	Witt	12
1997	Oliver	13	Burkett / Witt / Oliver	12
1998	Helling	*20	Burkett	11
1999	Sele	18	Helling	11
2000	Helling	16	Helling / Rogers	13
2001	Helling	12	Helling / Oliver	11
2002	Rogers	13	Valdes	9
2003	Thomson	13	Thomson	14
2004	Rogers	18	Drese	10
2005	Rogers	13	Rogers / Astacio	8
2006	Millwood	16	Millwood	12
2007	Millwood	10	Millwood	14
2008	Padilla	14	Millwood	10
2009	Feldman	17	Holland	13
2010	Wilson	15	Lewis	13
2011	Holland / Wilson	16	Lewis	10
2012	Harrison	18	Feldman / Harrison	11
2013	Darvish	13	Darvish / Holland	9
2014	Darvish / Lewis	10	Lewis	**14
2015	Lewis	17	Gallardo	11
2016	Hamels	15	Perez	11
2017	Perez	13	Perez	12
2018	Minor	12	Colon	12
2019	Lynn	16	Jurado / Lynn	11
2020	Lynn	6	Allard / Gibson / Lyles	6
2021	Lyles	10	Lyles	13
2022	Pérez	12	Otto	10

YEAR	GAMES STARTED	COMPLETE GAMES	SHUTOUTS	INNINGS PITCHED
1972	Bosman	29	Broberg	2
1973	Bibby	23	Bibby	2
1974	Bibby / Jenkins	31	Jenkins	2
1975	Jenkins	37	Jenkins	4
1976	Perry	32	Perry / Jenkins	4
1977	Perry / Alexander	34	Blyleven	6
1978	Matlack	33	Blyleven	5
1979	Jenkins	37	Jenkins	4
1980	Matlack	34	Jenkins	4
1981	Darwin	22	Perry	2
1982	Hough	33	Medich	**4
1983	Hough	33	Hough	12
1984	Hough	**36	Hough	11
1985	Hough	34	Hough / Tanana / Darwin	1
1986	Hough	33	Hough / Schmidt / Mason	1
1987	Hough	40	Hough / Correa	2
1988	Hough	34	None	1
1989	Ryan	32	Kligus	3
1990	Hough / Witt	32	Ryan / Jeffcoat	2
1991	Brown	33	Ryan / Brown	2
1992	Brown	35	Brown	2
1993	Brown	34	Brown	3
1994	Brown	**25	Rogers	2
1995	Rogers / Pavlik	31	Rogers / Pavlik / Tewksbury	1
1996	Hill	35	Hill	**3
1997	Oliver / Witt	32	Oliver	2
1998	Sele / Helling	33	Helling	4
1999	Helling	*35	Sele	2
2000	Helling	**35	Sele	2
2001	Helling	34	None	1
2002	Rogers	33	Rogers	2
2003	Thomson	35	Helling / Davis	1
2004	Rogers	**35	Thomson / Dickcey	1
2005	Young	31	Rogers / Rodriguez	1
2006	Millwood	*34	Rogers	1
2007	Millwood	31	None	1
2008	Millwood / Padilla	29	Millwood	3
2009	Millwood / Feldman	31	Padilla / Harrison	1
2010	Wilson	33	Harrison / Holland / McCarthy	1
2011	Wilson	**34	None	3
2012	Harrison	32	Holland	**4
2013	Holland	33	Harrison	2
2014	Lewis	29	Holland	2
2015	Gallardo / Lewis	33	Darvish / Lewis / Perez	2
2016	Perez	33	Lewis	2
2017	Perez	32	Gonzalez / Holland / Lewis	1
2018	Minor	28	None	2
2019	Lynn	33	None	2
2020	Lynn	*13	Griffin / Hamels	1
2021	Lyles	30	None	1
2022	Pérez	32	Minor	1
			Gibson	**1
			None	**1
			Pérez	**1

YEAR	SAVES	WALKS	STRIKEOUTS	HOME RUNS ALLOWED				
1972	Pina	15	Hand	103	Broberg	133	Broberg	14
1973	Foucault	8	Bibby	106	Bibby	155	Merritt	18
1974	Foucault	16	Bibby	113	Jenkins	225	Jenkins	27
1975	Foucault	18	Hargan	82	Hough	152	Jenkins	37
1976	Hoerner	8	Umbarger	54	Blyeven	144	Briles	17
1977	Devine	15	Alexander	82	Blyeven	182	Alexander	24
1978	Cleveland	12	Alexander	71	Jenkins / Matlack	157	Jenkins	21
1979	Kern	29	Comer	84	Jenkins	164	Jenkins	40
1980	Lyle / Darwin	8	Medich	56	Matlack	142	Jenkins	22
1981	Comer / Kern	7	Darwin	57	Darwin	98	Jenkins	24
1982	Darwin	7	Hough	72	Hough	124	Hough	11
1983	Jones	10	Hough	62	Hough	152	Hough	22
1984	Schmidt	12	Hough	94	Hough	164	Tanana	30
1985	Harris	11	Hough	83	Hough	141	Hough	23
1986	Harris	20	Witt	*143	Correa	189	Hough	32
1987	Mohorcic	16	Witt	*140	Hough	223	Hough / Guzman	36
1988	Williams	18	Hough	*126	Hough	174	Hough / Guzman	20
1989	Russell	*38	Witt	*114	Ryan	*301	Hough	**28
1990	Rogers	30	Hough	119	Ryan	*232	Hough	24
1991	Russell	30	Brown	90	Ryan	203	Brown	17
1992	Russell	28	Witt	95	Guzman	179	Guzman	17
1993	Henke	40	Pavlik	80	Brown	142	Pavlik / Rogers	18
1994	Henke	15	Rogers	52	Brown	123	Rogers	24
1995	Russell	20	Pavlik	90	Pavlik	149	Rogers	27
1996	Henneman	31	Witt	96	Hill	170	Pavlik / Witt	28
1997	Wetteland	31	Oliver	82	Burkett	139	Witt	33
1998	Wetteland	32	Padilla	64	Sele	161	Helling	30
1999	Wetteland	43	Helling	85	Sele	186	Helling	*41
2000	Wetteland	34	Helling	99	Helling	146	Helling	39
2001	Zimmerman	28	Davis	69	Helling	154	Helling	*28
2002	Irabu	16	Park	78	Park	121	Rogers	21
2003	Urbina	26	Lewis	70	Thomson	136	Thomson	27
2004	Cordero	49	Rogers	66	Rogers	126	Rogers	24
2005	Cordero	37	Park	54	C. Young	137	C. Young	23
2006	Otsuka	32	Padilla	70	Millwood	157	Millwood	19
2007	Gagne	12	Millwood	67	Millwood	123	Millwood	19
2008	Wilson	24	Padilla	65	Padilla	127	Padilla	26
2009	Francisco	25	Millwood	71	Millwood	123	Millwood / Holland	26
2010	Feliz	40	Wilson	*93	Lewis	196	Hunter / Lewis	21
2011	Feliz	32	Wilson	74	Wilson	206	Lewis	*35
2012	Nathan	37	Darvish	89	Darvish	221	Holland	32
2013	Nathan	43	Darvish	80	Darvish	*277	Darvish	26
2014	Soria	17	Martinez	55	Darvish	182	Lewis	25
2015	Tollson	35	Gallardo	68	Lewis	142	Lewis	31
2016	Dyson	38	Hamels	77	Hamels	200	Griffin	28
2017	Claudio	11	Cashner	64	Darvish	148	Martinez	26
2018	Kela	24	Gallardo	43	Minor	132	Colon	32
2019	Leclerc	14	Minor	68	Lynn	246	Minor	30
2020	Montero	8	Gibson	30	Lynn	89	Lynn	13
2021	Kennedy	16	Lyles	56	Lyles	146	Lyles	*38
2022	Barlow	13	Pérez	69	Pérez	169	Otto	21

FRONT OFFICE

COACHES

PLAYERS

2022 REVIEW

YEAR	HOLDS	GAMES FINISHED	WHIP	STRIKEOUT TO WALK RATIO				
1972	Paul / Lindblad / Pina	4	Pina	40	Paul	1.24	Bosman	2.19
1973	Gogolewski	4	Foucault	23	Bibby	1.26	Bibby	1.46
1974	Merritt	3	Foucault	53	Jenkins	1.01	Jenkins	*5.00
1975	Umbarger	5	Foucault	40	Perry	1.05	Perry	4.11
1976	Foucault / Hoerner	5	Foucault	31	Blyeven	*1.13	Blyeven	3.16
1977	Knowles	4	Devine	33	Blyeven	*1.07	Perry	3.16
1978	Barker / Umbarger	1	Cleveland	41	Jenkins	1.08	Jenkins	*3.83
1979	Kern	3	Kern	57	Jenkins	1.29	Jenkins	2.02
1980	Johnson	4	Darwin	35	Jenkins	1.22	Matlack	2.96
1981	Johnson	4	Comer	22	Honeycutt	1.07	Honeycutt	2.35
1982	Darwin	2	Darwin	41	Hough	1.27	Hough	1.78
1983	Matlack	2	Jones	33	Honeycutt	1.17	Smithson	1.90
1984	Noles	2	Schmidt	37	Mason	1.14	Darwin	2.28
1985	Harris / Hooten	1	Schmidt / Harris	35	Hough	1.17	Hough	1.70
1986	Williams	7	Harris	63	Hough	1.20	Hough	1.64
1987	Williams	5	Mohorcic	54	Hough	1.27	Hough	1.80
1988	Mohorcic	4	Williams	*51	Guzman	1.27	Guzman	1.91
1989	Rogers	15	Russell	*66	Ryan	1.09	Ryan	3.07
1990	Arnsberg	11	Rogers	46	Ryan	*1.03	Ryan	3.14
1991	Rogers	11	Russell	56	Ryan	*1.01	Ryan	2.82
1992	Rogers	16	Russell	42	Brown	1.27	Guzman	2.45
1993	Whiteside	14	Henke	60	Brown	1.30	Rogers	1.97
1994	Honeycutt	11	Henke	31	Rogers	1.32	Brown	2.46
1995	McDowell	9	Russell	32	Rogers	1.29	Rogers	1.84
1996	Russell	20	Henneman	45	Hill	1.38	Hill	1.79
1997	Hernandez	13	Wetteland	58	Burkett	1.43	Burkett	*4.63
1998	Patterson	19	Wetteland	59	Helling	1.33	Burkett	2.85
1999	Zimmerman	24	Wetteland	59	Helling	1.43	Sele	2.66
2000	Zimmerman	21	Wetteland	57	Helling	1.43	Rogers	1.63
2001	Venafro	21	Zimmerman	53	Helling	1.28	Helling	2.44
2002	Powell	12	Irabu	26	Rogers	1.34	Rogers	1.53
2003	Fultz	19	Urbina	37	Thomson	1.30	Thomson	2.78
2004	Almanzar	20	Cordero	63	Drese	1.40	Rogers	1.91
2005	Shouse	11	Cordero	60	Young	1.26	Young	3.04
2006	Cordero	15	Otsuka	48	Millwood	1.31	Millwood	2.96
2007	Francisco	21	Gagne	30	Millwood	1.62	Millwood	1.84
2008	Guardado	23	Wilson	41	Padilla	1.46	Millwood	2.55
2009	O'Day	20	Francisco	42	Feldman	1.28	Feldman	1.74
2010	O'Day	22	Feliz	*59	Lewis	1.19	Lewis	3.02
2011	Oliver	16	Feliz	56	Ogando	1.14	Lewis	3.02
2012	Adams	27	Nathan	62	Holland	1.22	Holland	2.79
2013	Scheppers	27	Nathan	61	Darvish	1.07	Darvish	3.46
2014	Cotts	19	Soria	32	Lewis	1.52	Lewis	2.77
2015	Kela	22	Tollson	53	Lewis	1.24	Lewis	3.38
2016	Diekman	26	Dyson	53	Hamels	1.31	Hamels	2.80
2017	Kela	11	Claudio	38	Cashner	1.32	Cashner	1.83
2018	Leclerc	15	Kela	31	None		None	
2019	C. Martin	12	Leclerc	40	Lynn	1.22	Lynn	4.17
2020	Hernández	5	Montero	16	Lynn	1.06	Lynn	3.56
2021	Martin / Patton	11	Kennedy	25	Lyles	1.39	Lyles	2.61
2022	Santana	19	Barlow	26	Pérez	1.26	Pérez	2.45

OPPONENTS

RECORDS

DEVELOPMENT

MEDIA

\*LED LEAGUE \*\*TIED FOR LEAGUE LEAD

# FIELDING STATISTICS

## TEAM FIELDING

	YEAR	PCT	G	PO	A	E	TC	DP	TP	PB
FRONT OFFICE	1972	.972	154	4116	1618	166	5900	147	0	14
	1973	.974	162	4290	1705	161	6156	164	0	8
	1974	.974	161	4301	1753	163	6217	163	0	8
	1975	.971	162	4397	1980	191	6568	176	0	11
	1976	.976	162	4416	1807	156	6379	143	0	11
	1977	.982	162	4417	1870	117	6404	156	1	5
	1978	.976	162	4369	1972	153	6494	141	0	12
	1979	.979	162	4311	1862	130	6303	151	0	8
	1980	.977	163	4357	1818	147	6322	169	0	21
	1981	.984	105	2821	1340	69	4230	103	0	10
COACHES	1982	.981	162	4293	1916	121	6330	167	0	19
	1983	.982	163	4400	1899	113	6412	151	0	14
	1984	.977	161	4316	1671	138	6125	139	0	33
	1985	.980	161	4235	1703	120	6058	145	0	23
	1986	.980	162	4351	1655	122	6128	158	0	25
	1987	.976	162	4333	1685	151	6169	142	0	73
	1988	.979	161	4316	1756	131	6203	145	0	36
	1989	.978	162	4303	1651	136	6090	137	0	42
	1990	.979	162	4334	1721	133	6188	159	0	35
	1991	.979	162	4437	1712	134	6283	137	0	15
PLAYERS	1992	.975	162	4381	1692	154	6227	153	0	19
	1993	.979	162	4315	1780	132	6227	145	0	18
	1994	.976	114	3069	1262	106	4437	106	0	9
	1995	.982	144	3855	1589	98	5542	156	0	10
	1996	.986	163	4348	1647	87	6082	148	0	10
	1997	.980	162	4289	1666	121	6076	156	0	6
	1998	.980	162	4294	1580	121	5995	139	0	10
	1999	.981	162	4309	1730	119	6158	169	1	2
	2000	.978	162	4287	1594	135	6016	162	0	8
	2001	.981	162	4315	1639	114	6068	167	1	2
2022 REVIEW	2002	.984	162	4319	1683	99	6101	152	1	11
	2003	.985	162	4300	1703	94	6097	168	0	11
	2004	.981	162	4319	1606	117	6042	152	0	16
	2005	.982	162	4320	1679	108	6107	149	0	11
	2006	.984	162	4294	1748	98	6140	174	0	11
	2007	.980	162	4290	1744	124	6158	179	0	14
	2008	.978	162	4326	1676	132	6134	191	0	13
	2009	.982	162	4304	1603	106	6013	168	1	9
	2010	.982	162	4366	1499	105	5970	133	0	8
	2011	.981	162	4324	1552	114	5990	164	0	9
OPPONENTS	2012	.986	162	4326	1496	85	5907	136	0	13
	2013	.986	163	4390	1549	86	6025	146	0	7
	2014	.982	162	4279	1413	106	5798	155	0	9
	2015	.981	162	4328	1695	119	6142	169	0	11
	2016	.984	162	4329	1655	97	6081	190	0	11
	2017	.982	162	4303	1616	108	6027	173	0	8
	2018	.980	162	4293	1558	120	5971	168	1	13
	2019	.982	162	4314	1364	105	5783	143	0	11
	2020	.981	60	1550	467	40	2057	40	0	6
	2021	.986	162	4273	1462	83	5818	146	0	7
2022	.984	162	4305	1528	96	5929	141	2	11	
TOTALS	.980	8029	214427	83569	6081	304077	7731	8	737	

\* -bold face indicates club's high-low in each category, excluding 1972 and 2020 (shorter seasons), as well as labor-shortened years of 1981, 1994 and 1995.

## ERRORLESS GAMES STREAKS - BY POSITION

	POSITION	PLAYER	STREAK	DATES OF STREAK
RECORDS	Pitchers	Alex Claudio	208 Games	Aug. 13, 2014-Sept. 29, 2018
		Tim Crabtree	194 Games	June 15, 1998-June 25, 2001
C	A.J. Pierzynski	Bobby Johnson	102 Games	March 31-Sept. 6, 2013
		Ivan Rodriguez	65 Games	April 27-Oct. 1, 1983
		Mitch Moreland	64 Games	June 20-Aug. 30, 1995
		Mark Teixeira	90 Games	May 26-Sept. 25, 2015
1B	Mark Teixeira	88 Games	June 26-Oct. 2, 2005	
		87 Games	Sept. 8, 2004-June 15, 2005	
2B	Steve Buechele	Nick Solak	77 Games	July 6, 1986-Aug. 19, 1991
		Marcus Semien	71 Games	April 14-July 9, 2021
3B	Jeff Huson	66 Games	May 31-Aug. 25, 2022	
		66 Games	May 9, 1990-Sept. 28, 1993	
		62 Games	Aug. 29, 2016-July 28, 2017	
SS	Wayne Tolleson	Buddy Bell	53 Games	June 13-Aug. 19, 1979
		Hank Blalock	53 Games	Sept. 25, 2004-May 25, 2005
		Elvis Andrus	60 Games	April 15, 1983-June 29, 1985
OF	Alex Rodriguez	54 Games	Aug. 21, 2011-April 30, 2012	
		52 Games	June 28-Aug. 27, 2002	
		Craig Gentry	192 Games	April 6, 2012-Aug. 24, 2013
MEDIA	Tom Grieve	183 Games	April 25, 1972-June 24, 1975	
		Billy Sample	182 Games	Sept. 6, 1978-Sept. 24, 1980

# FIELDING RECORDS

## SEASON - TEAM

Fielding Percentage.....	986	2021	Lowest Fielding Percentage.....	971	1975
Putouts.....	4437	1991	Fewest Putouts.....	4116	1972
Assists.....	1980	1975	Fewest Assists.....	1364	2019
Errors.....	191	1975	Fewest Errors.....	83	2021
Total Chances.....	6568	1975	Fewest Total Chances.....	5783	2019
Double Plays.....	191	2008	Fewest Double Plays.....	133	2010
Triple Plays.....	2	2022	Fewest Passed Balls.....	2	1999, 2001
Passed Balls.....	+73	1987			
Errorless Games.....	102	2013			
Consec. Errorless Games.....	15	August 4-19, 1996 (141.1 IP)			

## GAME

Errors, Game.....	7	May 24, 1976 vs. KC
Errors, Game, by Opponent.....	6	May 13, 1982 vs. TOR
Double Plays, Game.....	6	Twice: Aug. 2, 2006 at MIN; April 15, 2011 at NY2
Passed Balls, Game.....	*+6	Aug. 30, 1987 at DET
Passed Balls, Inning.....	*+4	Aug. 22, 1987 vs. CHI
Catchers Used, Nine-Inning Game.....	+4	Aug. 28, 1987 at DET
Errors, Team, One Inning.....	5	Sept. 1, 2021 vs. COL - 9th inning (Nathaniel Lowe, 1B - 3; Charlie Culberson, 3B; Adolis Garcia, RF)
Errors By Opponent, One Inning.....	4	3x, last Aug. 30, 2007 vs. CWS (Andy Gonzalez, 3B 3; John Danks, P)
Errors, Individual, One Inning.....	+3	Sept. 1, 2021 vs. COL - 9th inning (Nathaniel Lowe, 1B)

+ Major League Record ++ Ties Major League Record \*American League Record

## SEASON - INDIVIDUAL (100 games minimum)

CATEGORY	RECORD	PLAYER	YEAR	CATEGORY	RECORD	PLAYER	YEAR
1B Games	160	Rafael Palmeiro	1993	C Games	155	Jim Sundberg	1975
Putouts	1480	Mark Teixeira	2006	Putouts	892	A.J. Pierzynski	2013
Assists	146	Pete O'Brien	1987	Assists	103	Jim Sundberg	1977
		Rafael Palmeiro	1993	Errors	17	Jim Sundberg	1975
Errors	21	Mike Hargrove	1976	Fewest Errors	2	A.J. Pierzynski	2013
Fewest Errors	2	Mitch Moreland	2016	Passed Balls	+35	Geno Petralli	1987
Total Chances	1572	Mark Teixeira	2006	Fewest Passed Balls	1	Ivan Rodriguez	1999
Double Plays	158	Mark Teixeira	2006	Total Chances	959	A.J. Pierzynski	2013
2B Games	159	Michael Young	2003	Double Plays	15	Jim Sundberg	1974
Putouts	350	Bump Wills	1978			Jim Sundberg	1982
Assists	526	Bump Wills	1978	OF Games	162	Ruben Sierra	1989
Errors	22	Rougned Odor	2016	Putouts	415	Leony Martin	2014
Fewest Errors	6	Toby Harrah	1985	Assists	19	Mickey Rivers	1980
Total Chances	893	Bump Wills	1978	Errors	14	Pete Incaviglia	1986
Double Plays	129	Rougned Odor	2016	Fewest Errors	++0	Darryl Hamilton	1996 (389 c)
		Rougned Odor	2017	Total Chances	434	Juan Beniquez	1976
3B Games	159	Toby Harrah	1977			Leony Martin	2014
Putouts	144	Adrian Beltre	2014	Double Plays	6	Richie Zisk	1979
Assists	396	Buddy Bell	1982			Ruben Sierra	1987
Errors	33	Mike Lamb	2000	P Games	85	Mitch Williams	1987
Fewest Errors	3	Steve Buechele	1991	Putouts	37	Kevin Brown	1992
Total Chances	540	Buddy Bell	1982	Assists	51	Charlie Hough	1984
Double Plays	43	Adrian Beltre	2016	Errors	8	Kevin Brown	1992
SS Games	162	Alex Rodriguez	2002	Fewest Errors	0	Kevin Millwood	2006 (42 c)
Putouts	290	Toby Harrah	1976			Scott Feldman	2010 (39 c)
Assists	516	Elvis Andrus	2015			Sonny Siebert	1973 (38 c)
Errors	36	Toby Harrah	1976			Ken Hill	1997 (38 c)
Fewest Errors	8	Alex Rodriguez	2003	Total Chances	81	Kevin Brown	1992
Total Chances	799	Toby Harrah	1976	Double Plays	7	Kenny Rogers	2005
Double Plays	118	Alex Rodriguez	2001				

+ Major League Record ++ American League Record

## RANGERS INDIVIDUAL FIELDING RECORDS

### HIGHEST FIELDING AVERAGE, SEASON, 100 OR MORE GAMES

POS	PLAYER	Pct.	G	PO	A	E	TC	DP
1B	Jim Spencer, 1973 (2 teams)	*.999	125	994	74	1	1069	110
	Mitch Moreland, 2016	*.998	139	1036	65	2	1103	138
2B	Toby Harrah, 1985	.989	122	212	351	6	569	71
3B	Steve Buechele, 1991	.991	111	187	239	3	329	20
SS	Alex Rodriguez, 2003	*.989	158	227	464	8	699	*111
OF+	Darryl Hamilton, 1996	++1.000	147	387	2	0	389	0
C	A.J. Pierzynski, 2013	*.998	119	892	65	2	959	4
P+	Kevin Millwood, 2006	+1.000	34	13	29	0	*42	8

NOTE: Jim Spencer played 26 games with California and 99 with Texas  
 \* Led League + Tied for League Lead \*\* Major League Record ++ American League Record  
 + Record for pitchers and outfielders based on highest fielding average, season, with most chances accepted.

## LAST PLAYER TO MAKE TWO ERRORS IN ONE INNING

POS	PLAYER	OPPONENT	DATE	INNING
1B	Nathaniel Lowe (3)	vs. Colorado	Sept. 1, 2021	9th
2B	Danny Santana	vs. Houston	April 19, 2019	3rd
3B	Charlie Culberson	vs. Kansas City	May 10, 2022	7th
SS	Danny Santana	at Oakland	July 26, 2019	1st
OF	Roberto Kelly	at San Francisco	June 27, 1998	7th
P	Kameron Loe	vs. Seattle	Sept. 15, 2005	3rd
C	Yorvit Torrealba	vs. Florida	July 2, 2011	2nd

## PASSED BALLS

The Rangers set a single-season major league record by committing 73 passed balls in 1987, surpassing the old mark of 49 by the 1959 Baltimore Orioles. Of the 73, 65 came with Charlie Hough on the mound, 46 in his final 21 starts and 25 in his last 11 outings. Geno Petralli had 35 total passed balls (32 with Hough on the mound), three more than the previous major league record accomplished by J.C. Martin of the Chicago White Sox in 1965. Don Slaught had 20 (17 catching Hough), and Mike Stanley committed 18 (16 with Hough) as that trio comprised the A.L.'s top three catchers in passed balls. All three broke the Rangers' record for passed balls for an individual catcher, set by Jim Sundberg in 1980 (17). The Rangers had three passed balls in a game four times, four and five twice each, and six once. Petralli's six passed balls on August 30 at Detroit tied the major league record for one game set by Harry Vickers of the Cincinnati Reds on October 4, 1902. Geno also had four passed balls in the seventh inning on August 22 vs. Chicago, matching the big league mark established by Ray Katt of the New York Giants on September 10, 1954.

# TRIPLE PLAYS

## BY RANGERS (8)

**AUGUST 8, 1977 VS. OAKLAND:** With Roger Moret pitching, Mitchell Page and Rich McKinney walked to open the fifth inning. Manny Sanguillen hit a grounder to third baseman Toby Harrah, who stepped on third to force Page, threw to second baseman Bump Wills, who forced McKinney, and threw to first baseman Mike Hargrove to get Sanguillen. The Rangers won, 3-0.

**JUNE 17, 1999 AT NEW YORK:** With Aaron Sele pitching, Tino Martinez and Paul O'Neill each singled to start the inning, giving New York runners at first and second base with no outs. Chili Davis hit a liner to second baseman Mark McLemore, who flipped the ball to shortstop Royce Clayton to double off Martinez at second. Clayton threw the ball to first baseman Lee Stevens to triple-off Paul O'Neill as both runners were moving on contact. The Rangers won, 4-2.

**AUGUST 6, 2001 AT BOSTON:** With Rob Bell pitching, Brian Daubach led off bottom of fourth inning with a walk and advanced to second on Chris Stynes' single. Scott Hatteberg lined out to shortstop Alex Rodriguez, who threw to second baseman Randy Velarde to double up Daubach at second. Velarde then tagged Stynes to complete the triple play. Boston won, 10-7.

**APRIL 14, 2002 VS. SEATTLE:** With Kenny Rogers pitching, Ruben Sierra doubled to lead off the top of the fourth inning and John Olerud followed with an infield single, advancing Sierra to third. Ron Wright, in just his second major league at-bat, hit a ground ball back to Rogers, who threw to shortstop Alex Rodriguez to force Olerud at second base. Sierra was then caught in a rundown between 3rd and home, Alex Rodriguez to catcher Ivan Rodriguez to 3rd baseman Hank Blalock to Rogers, who applied the tag. Rogers then threw to second baseman Michael Young, who tagged out Wright attempting to advance to second base to complete the triple play. Seattle won the game, 9-7.

According to the Elias Sports Bureau, the 1-6-2-5-1-4 triple play was the most touches (people handling the ball) on a triple play in the majors since August 29, 1969, when Billy Williams of the Chicago Cubs hit into a 3-6-5-1-4-7 TP vs. Atlanta. The six Braves participating, in order, were Orlando Cepeda, Gil Garrido, Clete Boyer, Pat Jarvis, Felix Milan and Rico Carty.

**MAY 20, 2009 AT DETROIT:** With Matt Harrison pitching, Brandon Inge doubled to lead off the bottom of the fourth inning and Ryan Raburn followed with a walk. Gerald Laird hit a line drive to second baseman Ian Kinsler, who threw to shortstop Elvis Andrus to double up Inge at second. Andrus then tagged Raburn to complete the triple play. Detroit won, 5-3.

**AUGUST 16, 2018 VS. LOS ANGELES-AL:** With Ariel Jurado pitching, the bases loaded, and no outs in the 4th inning, David Fletcher hit a sharp one-hop liner to a diving Jurickson Profar at third base. Profar stepped on 3rd base to force out Eric Young Jr., then tagged Taylor Ward, who had wandered off the bag. Profar then threw to Rougned Odor at 2nd base to force out Kole Calhoun and complete the triple play. According to STATS LLC, the 5-4 triple play marked the first 3-out play in MLB without the batter being retired since 6/3/1912 when the Brooklyn Dodgers did so against the Cincinnati Reds. Texas won, 8-6.

**APRIL 20, 2022 AT SEATTLE:** With Dane Dunning pitching and runners on 1st and 2nd base in the bottom of the 1st inning, Jesse Winker hit a line drive that was caught by Nathaniel Lowe, who stepped on 1st base to retire Ty France before throwing to shortstop Corey Seager at 2nd base to force out Adam Frazier and complete the first triple play in MLB in 2022. Seattle won, 4-2.

**SEPTEMBER 20, 2022 VS. LOS ANGELES-AL:** With John King pitching and runners on 1st and 2nd base in the top of the 6th inning, Max Stassi hit a ground ball to third baseman Josh Jung. Jung stepped on third base to retire Mike Ford and threw to second baseman Marcus Semien to force pinch-runner Magneuris Sierra. Semien threw to first baseman Nathaniel Lowe to retire Stassi and complete just the 2nd around-the-horn triple play in Rangers history (also 8/8/77 vs. OAK). The Angels won, 5-2.

It marked the first-ever triple play at Globe Life Field, and gave Texas multiple triple plays in a season for the first time in club history. Texas was involved in 3 of the 6 triple plays in MLB in 2022, turning the first and last such plays in the Majors for the year.

## BY OPPOSITION (8)

**AUGUST 13, 1972 VS. KANSAS CITY AT TEXAS:** With Dick Drago pitching, the Rangers had Dick Bosman on second and Elliott Maddox on first in the bottom of the third inning. Toby Harrah hit a chop in front of the plate, and catcher Ed Kirkpatrick threw to third baseman Paul Schaal to force Bosman. Schaal then relayed to second baseman Cookie Rojas, covering first, to get Harrah. When Maddox tried to go from first to third on the play, he was thrown out at third on Rojas' return throw to Schaal. The Rangers won, 13-4.

**JUNE 10, 1979 AT BALTIMORE:** With Dennis Martinez pitching, the Rangers had Pat Putnam on first and Al Oliver on second in the top of the sixth inning. With runners going on the pitch, Buddy Bell hit a line drive to third baseman Doug DeCinces, who threw to second baseman Rich Dauer to double off Oliver. Dauer then relayed to first baseman Eddie Murray to get Putnam and complete the triple play. Baltimore won, 5-4.

**JUNE 23, 1979 AT OAKLAND:** With Craig Minetto pitching, the Rangers had Billy Sample on first and Oscar Gamble on second in the top of the fourth inning. John Grubb hit a soft liner to third baseman Wayne Gross, who was ruled to have made the catch by umpire Bill Kunkel. However, Rangers third base coach Frank Lucchesi, thinking the ball had been trapped, waved the runners from first and second. Gross, attempting to double Gamble off second, threw the ball into centerfield, but centerfielder Tony Armas retrieved the ball and threw to shortstop Dave Chalk in time to double Gamble off second. Armas then took the ball from Chalk and ran over to first base to catch Sample off the bag for the third out. Armas had an assist and putout on the triple play. The Rangers won, 8-5.

**JULY 28, 1979 VS. BOSTON:** With Dennis Eckersley pitching, the Rangers had Buddy Bell on first and John Grubb on third in the bottom of the first inning. Al Oliver hit a sinking liner towards right, and both runners, thinking the ball would drop, started to advance. However, second baseman Jack Brohamer made a diving catch and threw to first baseman Bob Watson to double Bell off first. Watson then relayed to third baseman Butch Hobson, who stepped on third to get Grubb and complete the triple play. Boston won, 1-0.

**MAY 22, 1981 AT SEATTLE:** With Jerry Don Gleaton pitching, John Grubb and Pat Putnam walked to lead off the eighth inning. With both runners going on the pitch, Mario Mendoza hit a line drive to shortstop Rick Auerbach, who stepped on 2nd to double off Grubb. Auerbach then threw to first baseman Bruce Bochte to catch Putnam for the third out. The Rangers won, 6-2.

**JUNE 1, 1991 VS. SEATTLE:** With Randy Johnson pitching, Mario Diaz and Gary Pettis walked to lead off the second inning. Brian Downing hit a grounder to third baseman Edgar Martinez, who stepped on third to force Diaz, then threw to second baseman Harold Reynolds to force Pettis. Reynolds made the relay to first baseman Pete O'Brien to get Downing. Seattle won, 12-8.

**APRIL 22, 2016 AT CHICAGO-AL:** With Jose Quintana pitching, Mitch Moreland hit a bases-loaded line drive to rightfielder Adam Eaton that would result in a 9-3-2-6-2-5 triple play on which all 3 baserunners had difficulty responding to whether the ball would be caught. Ian Desmond was retired when overrunning the bag in his return to first base. Prince Fielder was then caught off third base for the last out. It was the first triple play by a Texas opponent in nearly 25 years, and the first against the Rangers in a road game in almost 35 years since May 22, 1981 at Seattle.

**AUGUST 22, 2022 AT MINNESOTA:** With Sonny Gray pitching, Marcus Semien singled and Corey Seager followed with a walk to open the 4th inning. Nathaniel Lowe lined out to first baseman Jose Miranda, who stepped on first base to retire Seager and threw to shortstop Carlos Correa, who recorded a reverse forceout on Semien. It was the first time the Rangers had ever seen triple plays both for and against the team in a single season. Texas won, 2-1.

FRONT OFFICE

COACHES

PLAYERS

2022 REVIEW

OPONENTS

RECORDS

DEVELOPMENT

MEDIA



# HOME RUN RECORDS

## TEAM HOME RUNS

Season	260	2005
Fewest Home Runs, Season	56	1972
Season at A.S.	93	1987
Season at RBIA	153	2005
Season at GLF	101	2022
Season on Road	127	1999
Season, both clubs in Arlington	245	2002 and 2003
Season by Opponent	241	2019
Game	8	May 21, 2005 vs. HOU June 30, 2005 vs. LAA July 13, 1986 at MIN Sept. 11, 2007 at DET (G1)
Game on Road	7	April 6, 2006 vs. DET
Game by Opponent	7	May 21, 2005 vs. HOU (2nd) Barajas, Teixeira, Blalock, Nix Aug. 17, 2001 at TOR; April 15, 2016 vs. BAL
Inning	4	6x (chart in this section), last: Aug. 19, 2015 vs. SEA (7th) Moreland, Napoli, Andrus 2001
Inning by Opponent	4	TEX (8), HOU (2), May 21, 2005 TEX (8), LAA (2), June 30, 2005; TEX (4), ANA (5), May 12, 2000 July 31 vs. NYY (4)/ Aug. 1 vs. BOS (6), 2002; Aug. 1 (7/ 2) 3, 2003 vs. CLE; June 30 vs. LAA (8)/ July 1 at SEA (2), 2005; Sept. 1(4) / 2(6), 2018 vs. MIN
Succession	3	Aug. 28, 1998 at CWS Sept. 1, 1986 at BOS Sept. 1, 1986 at BOS
Back-to-Back, Season	16	1980
Game in Arlington, both clubs	10	2001
Game on Road, both clubs	9	1999
Consecutive Games	10	1989
		2001
		2019
		1977, 1987
		2001, 2005
		August, 1999
		September, 2019
		(55 HR), Aug. 11-Sept. 9, 2002 (27 GM), Aug. 11-Sept. 9, 2002 2001-02 (Rodriguez/Palmeiro) 1993 (Palmeiro/Palmeiro/Gonzalez) 1999 (I. Rodriguez/Gonzalez/Palmeiro) 2011 (Beltré/Kinstler/Napoli)
Doubleheader, both clubs	14	2005
Pinch-Hit, Game	2	2004, 2019
Pinch-Hit, Inning	2	July 4, 2004 at HOU (Blalock and Teixeira)
Pinch-Hit, Season	7	Aug. 6, 1986 at BAL; Sept. 4, 1995 vs. CWS; July 29, 2003 vs. BOS Texas (1) at BAL (2) Aug. 6, 1986
Solo HR, Season	161	May 11 and 13, 1999 Sept. 25-26, 1999 May 30-31, 2006
Most by DH, Season	43	1999
Fewest, by DH, Season	6	1989
Most by INF, Season	156	2001
Most by OF, Season	98	2019
Inside the Park, Season	3	1977, 1987
Individual 2+ Games, Season	22	2001, 2005
Most in One Month	55	August, 1999
Most in One Month, Opponent	51	September, 2019
Cons. Games, one or more HR	27	(55 HR), Aug. 11-Sept. 9, 2002 (27 GM), Aug. 11-Sept. 9, 2002 2001-02 (Rodriguez/Palmeiro) 1993 (Palmeiro/Palmeiro/Gonzalez) 1999 (I. Rodriguez/Gonzalez/Palmeiro) 2011 (Beltré/Kinstler/Napoli)
HR in Consec. Games Streak	55	2005
Players, 40+ HR, Season	**2	2004, 2019
Players, 30+ HR, Season	3	2005
Players, 20+ HR, Season	7	2004, 2019
(Barajas/Teixeira/Blalock/Soriano/Young/Mench/Dellucchi)		
Players, 10+ HR, Season	10	2004, 2019
Grand Slams, Game	2	July 4, 2004 at HOU (Blalock and Teixeira) Aug. 6, 1986 at BAL; Sept. 4, 1995 vs. CWS; July 29, 2003 vs. BOS Texas (1) at BAL (2) Aug. 6, 1986
Grand Slams, Game, Opponent	2	May 11 and 13, 1999 Sept. 25-26, 1999 May 30-31, 2006
Most GS, Game, Both Clubs	*3	1999, 2006, 2007, 2008
Grand Slams, Consecutive Games	2	1988
Most, Grand Slams, Season	8	1999, 2006, 2007, 2008
Most Slams, Season, by Opponent	9	1988

## GAMES OF 3+ HOME RUNS (18)

LIST DOES NOT INCLUDE ADRIAN BELTRÉ 3-HR GAME IN 2011 ALDS GAME 4 AT TB

PLAYER	DATE/OPPONENT	HR
Willie Horton	May 15, 1977 at KC	3
Al Oliver	May 23, 1979 vs. MIN	3
Al Oliver	Aug. 17, 1980 at DET	3
Larry Parrish	April 29, 1985 vs. NYY	3
Juan Gonzalez	June 7, 1992 vs. MIN	3
Juan Gonzalez	Aug. 28, 1993 vs. BAL	3
Jose Canseco	June 13, 1994 vs. SEA	3
Ivan Rodriguez	Sept. 11, 1997 vs. MIN	3
Lee Stevens	April 13, 1998 vs. DET	3
Juan Gonzalez	Sept. 24, 1999 vs. OAK	3
Alex Rodriguez	Aug. 17, 2002 vs. TOR	3
Kevin Mench	June 30, 2005 vs. LAA	3
Mark Teixeira	July 13, 2006 at BAL	3
Brad Wilkerson	July 3, 2007 vs. LAA	3
Andrew Jones	July 8, 2009 at LAA	3
Josh Hamilton	May 8, 2012 at BAL	4
Adrian Beltré	Aug. 22, 2012 vs. BAL	3
Ronald Guzmán	Aug. 10, 2018 at NYY	3

## INDIVIDUAL HOME RUNS

Career	372	Juan Gonzalez, 1989-99, 2002-03
Season	57	Alex Rodriguez, 2002
Game	+4	Josh Hamilton, May 8, 2012 at BAL
Month	15	Juan Gonzalez, July 1996
		Rafael Palmeiro, August 1999
		Alex Rodriguez, August 2003
		C.Everett, July 26, 2002 vs. OAK (7th)
		A. Beltré, Aug. 22, 2012 vs. BAL (4th)
		17x, last:
Inning	2	Pedro Severino, June 4, 2019 vs. BAL
Game, by Opponent	3	A. Oliver, Aug. 17, 1980 at DET
Doubleheader	4	First: Ruben Sierra, 9/13/86 at MIN
Game, Both Sides of Plate	11x	Last: Jonah Heim, 7/31/21 vs. SEA
Season, Right-Hander	57	Alex Rodriguez, 2002
Season, Left-Hander	47	Rafael Palmeiro, 1999, 2001
Season, Switch-Hitter	43	Mark Teixeira, 2005
Season, at A.S.	24	Juan Gonzalez, 1993
Season, at RBIA	34	Alex Rodriguez, 2002
Season, at GLF	22	Corey Seager, 2022
Season, on Road	26	Alex Rodriguez, 2001
Season, by Rookie	31	Adolis Garcia, 2021
Career in Arlington	184	R. Palmeiro (55 AS/130 RBIA)
Career at GLF	130	Rafael Palmeiro
Career at GLF (reg. season)	34	Adolis Garcia
Grand Slams, Game	1	158 times
Grand Slams, Game, Opponent	**2	Ventura, Sept. 4, 1995 vs. CWS; Mueller, July 29, 2003 vs. BOS
Grand Slams, Season	3	Jeff Burroughs, 1973
		Larry Parrish, 1982
		Rafael Palmeiro, 1999
		Hank Blalock, 2004
Grand Slams, Career	7	J. Gonzalez, R. Palmeiro
Cons. Games with HR	7	K. Mench, April 21-28, 2006
HR in 2 Consecutive Games	5	A. Rodriguez, Aug. 17-18, 2002
		J. Hamilton, May 7-8, 2012
HR in 3 Consecutive Games	6	A. Rodriguez, Aug. 16-18, 2002
HR, One Series	6	A. Rodriguez, Aug. 16-18, 2002 vs. TOR (3g)
		J. Hamilton, May 7-10, 2012 at BAL (4g)
Multi-Homer Games, Season	10	Alex Rodriguez, 2002
Multi-Homer Games, Career	38	Juan Gonzalez
Vs. One Opponent, Season	11	Alex Rodriguez, 2003 vs. TOR
Pinch-Hit, Season	3	Darrell Porter, 1987
Pinch-Hit, Career	6	Geno Petrilli
Designated Hitter, Season	37	Rafael Palmeiro, 1999
Designated Hitter, Career	100	Rafael Palmeiro, 1989-93, 1999-2003
Inside the Park, Season	2	Ruben Sierra, 1987
Inside the Park, Career	3	Bump Willis, 1977-81
Seasons, 20 or More	9	Juan Gonzalez
		(1991-93, '95-99, 2003).
		Pete Incaviglia (1986-90);
		Juan Gonzalez (1995-99);
		Ivan Rodriguez (1997-2001);
		Rafael Palmeiro (1999-2003);
		Nelson Cruz (2009-13)
Youngest to Hit HR...19 yrs. 195 days		J. Profar, Sept. 2, 2012 at CLE
Homer in First ML At-Bat	2x	J. Profar, Sept. 2, 2012 at CLE
		J. Jung, Sept. 9, 2022 vs. TOR
Homer in First Rangers At-Bat	10x	T. Ford, Apr. 28, 1972 vs. BOS
		J. Cangelosi, Apr. 8, 1993 at SEA
		D. Strange, Apr. 7, 1992 at BAL
		C. James, Sept. 18, 1993 at CAL
		G. Kapler, April 3, 2000 vs. CWS
		J. Profar, Sept. 2, 2012 at CLE
		C. Gomez, Aug. 25, 2016 vs. CLE
		B. Miller, Apr. 8, 2022 at TOR
		M. Garver, Apr. 8, 2022 at TOR
		J. Jung, Sept. 9, 2022 vs. TOR
		G. Kapler, April 3, 2000 vs. CWS
Homer in First 2 Rangers At-Bats	2	J. Jung, Sept. 9, 2022 vs. TOR

\*American League record \*\*Tied AL record +Tied ML record

## HOME RUNS FROM BOTH SIDES OF PLATE IN A GAME, TEXAS HISTORY (11)

DATE/OPP	BATTER	PITCHERS
9/13/86 at Min	Ruben Sierra	B. Blyleven/B. Latham
8/27/88 vs. Tor	Ruben Sierra	J. Key/D. Ward
6/8/89 vs. CWS	Ruben Sierra	E. King/K. Patterson
4/28/95 vs. Cle	Mickey Tettleton	M. Clark/J. Poole
6/13/01 at LA	Ruben Sierra	G. Carrara/J. Williams
7/4/04 at Hou	Mark Teixeira	M. Gallo/C. Harville
7/27/05 at Bal	Cary Matthews Jr.	B. Chen/J. Julio
9/18/05 vs. Sea	Mark Teixeira	R. Franklin/G. Sherrill
7/13/06 at Bal	Mark Teixeira	D. Cabrera/B. Chen (2)
6/3/08 vs. Cle	Milton Bradley	D. Mastny/R. Perez
7/31/21 vs. Sea	Jonah Heim	T. Anderson/D. Castillo

**YEAR-BY-YEAR HOME RUN TOTALS**

ARLINGTON STAD				
Year	Tex	Opp	Total	
1972	33	41	74	
1973	47	51	98	
1974	43	57	100	
1975	52	70	122	
1976	40	57	97	
1977	60	78	140	
1978	62	49	111	
1979	69	63	132	
1980	58	57	115	
1981	21	24	45	
1982	43	66	109	
1983	45	33	78	
1984	55	70	125	
1985	76	102	178	
1986	87	111	198	
1987	93	111	204	
1988	58	67	125	
1989	75	63	138	
1990	64	59	123	
1991	79	77	156	
1992	71	63	134	
1993	90	72	162	
<b>AS</b>	<b>1323</b>	<b>1391</b>	<b>2714</b>	
GLOBE LIFE FIELD				
Year	Tex	Opp	Total	
1994	63	67	130	
1995	81	73	154	
1996	112	86	198	
1997	95	91	186	
1998	101	83	184	
1999	103	109	212	
2000	104	105	209	
2001	124	109	233	
2002	132	113	245	
2003	140	105	245	
2004	116	97	213	
2005	153	80	233	
2006	93	85	178	
2007	95	72	167	
2008	107	97	204	
2009	122	93	215	
2010	93	81	174	
2011	126	102	228	
2012	108	94	202	
2013	85	74	159	
2014	51	82	133	
2015	92	85	177	
2016	103	110	213	
2017	125	114	239	
2018	106	127	233	
2019	114	125	239	
<b>GLPIA2744</b>	<b>2459</b>	<b>5203</b>		
GLOBE LIFE FIELD				
Year	Tex	Opp	Total	
2020	27	39	66	
2021	91	103	194	
2022	101	97	198	
<b>GLF</b>	<b>219</b>	<b>239</b>	<b>458</b>	
<b>Totals4286</b>	<b>4089</b>	<b>8375</b>		

ON THE ROAD				
Year	Tex	Opp	Total	
1972	23	51	74	
1973	63	79	142	
1974	56	69	125	
1975	82	53	135	
1976	40	49	89	
1977	73	56	129	
1978	70	59	129	
1979	71	72	143	
1980	66	62	128	
1981	28	43	71	
1982	72	62	134	
1983	61	64	125	
1984	65	78	143	
1985	53	71	124	
1986	97	84	181	
1987	101	88	189	
1988	54	62	116	
1989	47	56	103	
1990	46	54	100	
1991	98	74	172	
1992	88	50	138	
1993	91	72	163	
1994	61	90	151	
1995	57	79	136	
1996	109	82	191	
1997	92	78	170	
1998	100	81	181	
1999	127	77	204	
2000	69	97	166	
2001	122	113	235	
2002	98	81	179	
2003	99	103	202	
2004	111	85	196	
2005	107	79	186	
2006	90	77	167	
2007	84	83	167	
2008	77	79	166	
2009	102	78	180	
2010	69	81	150	
2011	84	68	152	
2012	92	81	173	
2013	91	83	174	
2014	60	78	138	
2015	80	86	166	
2016	112	91	203	
2017	112	100	212	
2018	88	95	183	
2019	109	116	225	
2020	35	42	77	
2021	76	129	205	
2022	97	72	169	
<b>Totals4065</b>	<b>3892</b>	<b>7957</b>		

**PINCH-HIT HOME RUNS (95)**

DATE	PLAYER	OPPONENT	PITCHER
Aug. 12, 1973	Alex Johnson	vs. Cleveland	Tom Higdon
Aug. 22, 1973	Bill Sudakis	vs. Boston	Bob Veale
May 26, 1975	Roy Howell	at New York	Dick Tidford
Aug. 8, 1975	Roy Howell	at Milwaukee	Ed Rodriguez
Aug. 6, 1978	Gary Gray*	vs. Cleveland	Rick Waits
Sept. 25, 1978	John Grubb	vs. Minnesota	Gary Serum
April 12, 1979	Oscar Gamble	vs. Cleveland	Vicory Cruz
April 14, 1979	Richie Zisk	vs. Detroit	John Hiller
June 23, 1979	Dave Roberts	at Oakland	Bob LeMay
June 24, 1979	Pat Putnam	at Oakland	Larry Cura
Sept. 8, 1979	Pat Putnam	at Minnesota	Paul Thormodsgard
April 11, 1980	Rusty Staub	vs. New York	Ron Davis
May 20, 1980	Richie Zisk	vs. California	Dave LaRoche
June 3, 1980	Pat Putnam	at Chicago	Ed Farmer
June 19, 1980	John Grubb	vs. Milwaukee	Paul Mitchell
July 19, 1980	Pat Putnam	at Baltimore	Tim Stoddard
Aug. 20, 1980	Dave Roberts	vs. Kansas City	Larry Cura
Sept. 17, 1980	Rusty Staub	vs. Oakland	Rick Langford
May 31, 1982	Len Roberts	at Baltimore	Tim Stoddard
July 7, 1982	Bill Stein	vs. Boston	Mark Clear
Aug. 24, 1983	Bill Stein	vs. Detroit	Jack Morris
Sept. 20, 1983	Bobby Jones*	vs. Oakland	Keith Atherton
July 25, 1984	Mickey Rivers	vs. Baltimore	Dennis Martinez
Sept. 12, 1984	Bobby Jones	at Seattle	Bob Stoddard
June 26, 1985	Oddie McDowell	at Oakland	Robert Long
Sept. 8, 1985	Bobby Jones	vs. Chicago	Bob James
Sept. 30, 1985	Bobby Jones	vs. Oakland	Jay Howell
April 14, 1986	Steve Buechele	at Milwaukee	Dan Plesac
Aug. 25, 1986	Gene Petralli	at Boston	Roger Clemens
Sept. 1, 1986	Oddie McDowell*	vs. Boston	Steve Crawford
Sept. 1, 1986	Darrell Porter*	at Boston	Steve Crawford
May 6, 1987	Gene Petralli	vs. Toronto	Jim Clancy
May 18, 1987	Darrell Porter	at Detroit	Mike Henneman
June 1, 1987	Darrell Porter	vs. Chicago	Richard Dotson
June 10, 1987	Darrell Porter	at Seattle	Steve Sheets
June 27, 1987	Mike Stanley**	vs. Minnesota	Jeff Reardon
Sept. 29, 1987	Gene Petralli	vs. Minnesota	Roy Smith
June 17, 1988	Gene Petralli	at Oakland	Dennis Eckersley
Sept. 16, 1988	Pete O'Brien*	at California	Bryan Harvey
Aug. 29, 1989	Chris James	at Boston	Dennis Lemus
Sept. 5, 1989	Thad Bosley	vs. Minnesota	Jeff Reardon
Sept. 17, 1989	Thad Bosley	at Milwaukee	Chuck Crim
April 22, 1990	Mike Stanley	vs. New York	Dave Righetti
May 8, 1990	Thad Bosley	vs. Kansas City	Mark Gubicza
May 9, 1990	Pete Incaviglia	vs. Kansas City	Larry McWilliams
July 21, 1991	Kevin Reimer	vs. Toronto	Mike Timlin
July 23, 1991	Kevin Reimer	vs. Chicago	Mike Timlin
July 27, 1991	Dean Palmer	vs. Detroit	Paul Gibson
Sept. 19, 1991	Kevin Reimer	vs. California	Mark Eichhorn
April 6, 1992	Gene Petralli	at Seattle	Mike Schooler
April 27, 1992	Dean Palmer	at New York	Lee Guetterman
Aug. 12, 1992	Juan Gonzalez	at Minnesota	Rick Aguilera
April 7, 1993	Doug Strange	at Baltimore	Gregg Olson
July 7, 1993	Gary Redus	at Milwaukee	Doug Henry
Aug. 3, 1994	Chris James	vs. Chicago	Kirk McCaskill
May 18, 1995	Rusty Greer**	vs. Milwaukee	Mark Kiefer
June 2, 1995	Rusty Greer*	vs. Minnesota	Rick Aguilera
April 21, 1997	Mike Simms	vs. Detroit	A.J. Sager
April 26, 1997	Lee Stevens	at Minnesota	Mike Trombley
May 16, 1997	Rusty Greer	vs. New York	Jim Mecir
July 25, 1997	Mike Simms	at Chicago	Chuck McCloy
July 28, 1997	Kevin Newson	vs. Chicago	Chris Majoian
Sept. 14, 1997	Domingo Cadenó	vs. Minnesota	Todd Ritchie
Aug. 20, 1998	Roberto Kelly	vs. Cleveland	Tom Martin
Sept. 19, 1998	Mike Simms	vs. Oakland	Mark Holzemmer
Aug. 16, 1999	Rafael Palmeiro	at Cleveland	Steve Reed
April 19, 2000	Iran Rodriguez	vs. New York	Mariano Rivera
May 14, 2000	Iran Rodriguez	at Anaheim	Shigetoshi Hasegawa
July 13, 2000	Scott Sheldon	at Arizona	Brian Anderson
Sept. 14, 2000	Chris Curtis	vs. Kansas City	Paul Gajjaric
May 15, 2001	Ruben Sierra	vs. Cleveland	Steve Reed
June 1, 2001	Ruben Sierra	vs. Minnesota	Jack Cressend
July 4, 2004	Hank Blalock**	at Houston	Tim Redding
May 11, 2005	Danv Deluucci	vs. Detroit	Ugueth Urbina
Sept. 14, 2005	Danv Deluucci	vs. Baltimore	Jorge Julio
Sept. 17, 2005	Mark DeRosa	vs. Seattle	Eddie Guardado
Aug. 2, 2007	Chris Diaz**	at New York-AL	Tommy Lasorda
June 24, 2007	Marlon Byrd	vs. Houston	Dan Wheeler
Aug. 4, 2007	Brad Wilkerson	at Toronto	Brandon Lewis
Sept. 26, 2007	Hank Blalock	vs. LA of Anaheim	Marc Gwyn
Sept. 20, 2010	Chris Davis	at LA of Anaheim	Francisco Rodriguez
Sept. 3, 2011	Esteban German	at Boston	Franklin Morales
May 5, 2012	Adrian Beltre	at Cleveland	Joe Smith
May 10, 2012(1)	David Murphy	at Baltimore	Jim Johnson
June 2, 2012	Brandon Snyder	vs. Kansas City	Jose Mijang
June 9, 2012	Mitch Moreland	at San Francisco	Ryan Vogelsong
Aug. 23, 2013	Mitch Moreland	at Chicago-AL	Dylan Axelrod
Sept. 1, 2013	A.J. Pierzynski	vs. Minnesota	Jared Burt
Sept. 26, 2013	Michael Choice	vs. Houston	Michael Kohn
April 12, 2014	Jackie Robinson	vs. Los Angeles-AL	Kevin Chapman
July 19, 2015	Leonys Martin	at Boston	Joey Uehara
July 14, 2017	Willie Calhoun	vs. Kansas City	Mike Minor
July 13, 2018	Ryan Rua	at Baltimore	Tanner Sott
Sept. 23, 2018	Joey Gallo	vs. Seattle	Ryan Cook
April 26, 2019	Shin-Soo Choo	at Seattle	Anthony Swarzak
May 8, 2019	Hunter Pence**	at Pittsburgh	Michael Feliz
May 19, 2019	Danny Santana	vs. St. Louis	Andrew Miller
June 19, 2019	Danny Santana	vs. Cleveland	Adam Cimber
July 1, 2021	Khris Davis	at Colorado	Carlos Estevez
April 11, 2022	Willie Calhoun	vs. Colorado	Dante Bepko
May 8, 2022(2)	Brad Miller	at New York-AL	Michael King
May 11, 2022	Brad Miller	vs. Kansas City	Collin Snider
Aug. 1, 2022	Nick Solak	at Baltimore	Keegan Akin
Aug. 24, 2022	Charlie Culberson	at Colorado	Jhoulys Chacin

\*Consecutive in same inning \*\*Grand Slam \*Walk-off

FRONT OFFICE

COACHES

PLAYERS

2022 REVIEW

OPONENTS

RECORDS

DEVELOPMENT

MEDIA

**30-OR-MORE HR IN A SEASON**

NO.	PLAYER	YEAR
57	Alex Rodriguez	2002
52	Alex Rodriguez	2001
47	Juan Gonzalez	1996
	Rafael Palmeiro	1999
	Rafael Palmeiro	2001
	Alex Rodriguez	2003
46	Juan Gonzalez	1993
45	Juan Gonzalez	1998
43	Juan Gonzalez	1992
	Rafael Palmeiro	2002
	Mark Teixeira	2005
	Josh Hamilton	2012
42	Juan Gonzalez	1997
41	Joey Gallo	2017
40	Joey Gallo	2018
39	Juan Gonzalez	1999
	Rafael Palmeiro	2000
38	Dean Palmer	1996
	Rafael Palmeiro	2003
	Mark Teixeira	2004
37	Rafael Palmeiro	1993
36	Alfonso Soriano	2005
	Adrian Beltre	2012
35	Iran Rodriguez	1999
33	Dean Palmer	1993
	Mark Teixeira	2009
	Nelson Cruz	2009
	Rounded Odor	2016
	Corey Seager	2022

NO.	PLAYER	YEAR
32	Larry Parrish	1987
	Mickey Tettleton	1995
	Hank Blalock	2004
	Josh Hamilton	2008
	Josh Hamilton	2010
	Adrian Beltre	2011
	Ian Kinsler	2011
	Adrian Beltre	2016
31	Jose Canseco	1994
	Ian Kinsler	2009
	Adolis Garcia	2021
30	Jeff Burroughs	1973
	Pete Incaviglia	1986
	Ruben Sierra	1987
	Mike Napoli	2011
	Adrian Beltre	2013
	Rounded Odor	2017
	Rounded Odor	2019

**LONGEST HOME RUNS, GLOBE LIFE FIELD HISTORY (2020-22)**

Rk	Distance	Date	Batter	Bats	Team	Opp	Pitcher	Throws	Inn	Outs	Count	Exit Velo	Launch Ang	LF 2nd level	Roof Open	Notes
1	472	7/10/2021	Seth Brown	L	OAK	TEX	Mike Folynewicz	R	Top 2	2	1-1	111.8	24			RCF section 133 row 9
2	472	4/14/2022	Mike Trout	R	LAA	TEX	Dane Dunning	R	Top 1	3	3-1	112.9	23	Y		CF batter's eye just above windows - dead CF
3	464	9/11/2020	Sean Murphy	R	OAK	TEX	Jordan Lyles	R	Top 2	0	1-0	112.5	28	Y		CF batter's eye upper seating/TV camera area
4	462	7/17/2021	Joey Gallo	L	TEX	DET	Casey Mize	R	Bot 4	1	2-2	111.6	27			RCF section 133 row 9
5	460	8/15/2021	DJ Peters	R	TEX	OAK	Sean Manaea	L	Bot 1	1	0-0	108.3	28			LCF section 136 row 6
6	457	10/3/2022	Gincarlo Stanton	R	NYG	TEX	Jordan Hernandez	R	Top 8	1	0-0	113.3	24	Y		LCF section 137 row 5
7	454	8/16/2022	Sean Murphy	R	OAK	TEX	Kohai Aihara	R	Top 3	0	0-0	111.5	25			CF batter's eye above windows - below CF camera position
8	453	8/25/2020	Matt Olson	L	OAK	TEX	Kyle Gibson	R	Top 2	3	3-1	110.9	28			RCF section 133 row 7
9	452	8/7/2022	Nathaniel Lowe	L	TEX	CWS	Jake Diekmann	L	Bot 4	2	1-2	110.9	32			RF section 131 row 35
10	451	5/7/2021	Nathaniel Lowe	L	TEX	SEA	Ervin Santana	R	Bot 3	0	1-1	108.2	25	Y		CF batter's eye below window/offset metal lip
11	451	6/28/2021	Joey Gallo	L	TEX	KC	Chris Flexen	R	Bot 4	2	3-2	111.7	31			RCF section 133 row 2
12	451	1/11/2022	CJ Cron	R	COL	TEX	Joe Barlow	R	Top 9	0	1-0	110.1	27	Y		LCF facing of 2nd level in front of section 136, off Whataburger signage
13	450	8/29/2021	DJ Peters	R	TEX	HOU	Zack Greinke	R	Bot 5	0	3-2	110.4	24			CF batter's eye below window/offset metal lip
14	449	9/10/2020	Mike Trout	R	LAA	TEX	Kyle Gibson	R	Top 5	2	2-1	107.1	30	Y		LCF section 138 row 4
15	449	6/25/2022	Acolis Garcia	L	TEX	WSH	Kyle Finnegan	R	Bot 9	0	2-2	108.3	24			CF off back of concrete wall in LF bullpen
16	449	8/26/2022	Nathaniel Lowe	L	TEX	DET	Tyler Alexander	L	Bot 1	2	1-0	109.5	26			CF batter's eye off metal lip just in front of windows
17	448	10/12/2020	Austin Riley	R	ATL	LAD	Blake Treinen	R	Top 9	0	1-2	109.8	24	Y		LCF facing of 2nd level by staircase between sections 136-137; NLCS G1
18	447	4/15/2022	Jo Adell	R	LAA	TEX	Albert Abreu	R	Top 2	1	2-1	109.3	29	Y		LF section 140 row 6
19	446	8/13/2021	DJ Peters	R	TEX	OAK	Yusmeiro Petit	R	Bot 7	0	1-0	111.9	23	Y		LF section 140 row 3
20	446	6/4/2022	Jessie Winker	L	SEA	TEX	Glenn Otto	R	Top 5	1	3-1	108.6	27			RF section 132 row 8 in aisle
21	445	9/24/2020	George Springer	R	HOU	TEX	Lance Lynn	R	Top 2	1	1-0	108.8	30	Y		CF off lip of lower TV camera position in batter's eye - dead CF
22	445	6/28/2021	Joey Gallo	L	TEX	KC	Wade Davis	R	Bot 6	1	1-0	108.1	29			CF batter's eye below window/offset metal lip
23	444	8/7/2020	Mike Trout	R	LAA	TEX	Jordan Lyles	R	Top 1	0	1-0	109.7	32	Y		LCF section 136 row 2
24	444	10/24/2020	Hunter Renfroe	R	TB	LAD	Julio Urias	L	Bot 5	0	3-2	111.4	32	Y		LCF section 138 row 6; WS G4
25	443	6/23/2021	Sean Murphy	R	OAK	TEX	Mike Folynewicz	R	Top 7	0	1-1	108.5	30	Y		CF batter's eye below window/offset metal lip
26	443	7/27/2021	Joey Gallo	L	TEX	ARI	Taylor Widener	R	Bot 4	2	1-0	107	27			CF off concrete wall near RF bullpen - lower batter's eye
27	443	9/24/2022	Sam Huff	R	TEX	CLE	Emmanuel Clase	R	Bot 9	0	0-0	108.9	24			CF batter's eye off lower half of concrete wall
28	442	8/7/2020	Cory Seager	L	LAD	ATL	Grant Dayton	L	Top 3	1	0-1	105.4	29	Y		RCF section 132 row 12; NLCS G3
29	442	7/31/2021	Ty France	R	SEA	TEX	Spencer Patton	R	Top 9	0	0-1	108.9	23			LCF facing of 2nd level in front of section 136, off Whataburger signage
30	442	9/16/2021	Carlos Correa	R	HOU	TEX	Glenn Otto	R	Top 4	0	0-1	108.6	24			CF off concrete wall near LF bullpen - lower batter's eye
31	442	6/15/2022	Martin Maldonado	R	HOU	TEX	Kolby Allard	R	Top 4	0	1-1	108.8	28	Y		LF section 136 row 2
32	441	8/12/2020	Daniel Vogelbach	L	SEA	TEX	Jordan Lyles	R	Top 2	0	1-0	108.1	27			RF section 131 row 15
33	440	4/30/2021	J.D. Martinez	R	BOS	TEX	Kohai Aihara	R	Top 3	0	1-0	107.9	31			CF off concrete wall near RF bullpen - below lower CF camera position
34	440	6/22/2021	Eli White	R	TEX	OAK	Sergio Romo	R	Bot 7	2	0-0	106.5	27	Y		LF section 140 row 4
35	440	7/7/2021	Joey Gallo	L	TEX	DET	Casey Mize	R	Bot 2	0	2-0	109.4	26			RF section 131 row 14
36	440	9/14/2021	Nathaniel Lowe	L	TEX	HOU	Zack Greinke	R	Bot 1	2	2-1	107.6	24			RCF section 132 row 9
37	440	5/31/2022	Acolis Garcia	R	TEX	TB	Ryan Yarbrough	L	Bot 4	1	0-1	111.4	22			CF Off railing in row 1 above LF bullpen

\* - Rangers HR in blue

# INSIDE THE PARK HOME RUNS (55)

## RANGERS (30)

DATE	PLAYER	OPPONENT	PITCHER
April 30, 1977	Ken Henderson	at CWS	Wilbur Wood
Aug. 27, 1977	Toby Harrah*	at NYY	Ken Clay
Aug. 27, 1977	Bump Wills**	at NYY	Ken Clay
June 14, 1978	John Lowenstein	at CWS	Ron Schueler
July 15, 1979	Bump Wills	at KC	Paul Splittorff
July 30, 1980	Bump Wills	vs. BAL	My Palmer
Sept. 1, 1982	George Wright	at KC	Paul Splittorff
Sept. 22, 1984	Gary Ward#	at CAL	Luis Sanchez
June 20, 1986	Gary Ward	vs. OAK	Chris Codiroli
Aug. 21, 1986	Larry Parrish	at KC	Charlie Leibrandt
June 21(2), 1987	Bob Brower**	at OAK	Eric Plunk
Aug. 25, 1987	Ruben Sierra	at KC	Jerry Don Gleaton
Aug. 27, 1987	Ruben Sierra	at KC	Bret Saberhagen
Sept. 4, 1988	Jim Sundberg	at TOR	Frank Wills
Aug. 23, 1993	Butch Davis	at BAL	Fernando Valenzuela
July 21, 1994	Rusty Greer*	at TOR	Pat Hentgen
April 17, 1997	Marc Sagmoen	at KC	Tim Belcher
June 5, 1997	Damon Buford	at KC	Kevin Appier
June 23, 2000	Luis Alica	vs. TB	Cory Lidle
Aug. 31, 2001	Mike Lamb	at KC	Paul Byrd
Sept. 4, 2006	Nelson Cruz#	at OAK	Barry Zito
Sept. 23, 2011	Craig Gentry	vs. SEA	Anthony Vasquez
May 19, 2012	David Murphy	at HOU	Lucas Harrell
Aug. 23, 2013	Ian Kinsler	at CWS	Chris Sale
July 30, 2015	Ryan Rua	vs. WJS	C.C. Sabathia
Aug. 21, 2017	Jose Gallo	vs. TOR	Joe Biagini
Sept. 26, 2017	Delino DeShields	vs. HOU	Dallas Keuchel
July 28, 2018	Rougned Odor	at HOU	Justin Verlander
June 11, 2019	Hunter Pence	at BOS	Bobby Poyner
July 11, 2022	Josh Smith	vs. OAK	Kirby Sneed

\*Harrah and Wills homered on successive pitches off Clay

## OPPONENTS (25)

DATE	PLAYER	OPPONENT	PITCHER
May 22, 1974	Pat Kelly	vs. CWS	Fergie Jenkins
June 24, 1974	Danny Thompson	vs. MIN	David Clyde
Aug. 16, 1976	Mickey Rivers	at NYY	Gaylord Perry
Sept. 23, 1976	Dave Collins	at CAL	Tommy Boggs
May 15, 1979	John Castino	at MIN	Sparky Lyle
May 19, 1979	Ruppert Jones	at SEA	Fergie Jenkins
June 4, 1979	Larry Murray	at OAK	Steve Cramer
Aug. 24, 1983	Lou Whitaker	vs. DET	Vince Cutler
Aug. 30, 1983	Carlton Fisk	at CWS	Dave Stewart
Sept. 24, 1987	Greg Gagne	at MIN	Charlie Hough
May 13, 1989	Rance Setzler	at KC	Jamie Boyer
July 11, 1991	Kevin Mulliniks	at TOR	Kevin Mowen
July 15, 1991	Lou Whitaker	at DET	Terry Mathews
Aug. 22, 1991	Brent Mayne	at KC	Jose Guzman
June 17, 1995	Paul Molitor	at TOR	Kenny Rogers
Aug. 16, 1996	Michael Tucker	vs. KC	Mike Hennehan
April 26, 1997	Rich Beck	at MIN	Bobby Witt
July 28, 1998	Shannon Stewart	at TOR	Eric Gudson
April 29, 1999	Chuck Knoblauch	vs. NYB	Mike Morgan
Sept. 2, 2000	Juan Gonzalez	at DET	Kenny Rogers
Sept. 24, 2006	Grady Sizemore	vs. CLE	C.J. Wilson
Aug. 10, 2012	Austin Jackson	vs. CWS	Tanner Scheppers
Aug. 18, 2017	Nicky Delmonico	vs. OAK	Ricky Rodriguez
April 29, 2022	Travis Demeritte	vs. ATL	Spencer Howard
July 14, 2022	Sam Haggerty	vs. SEA	Martin Pérez

#multi-homer game      \*\*Grand Slam  
**bold face** - HR came at Globe Life Field (3)

## HOME RUN LEADERS BY POSITION

SEASON	PLAYER	HOME RUNS	YEARS
C	Ivan Rodriguez	35	1999
1B	Mark Teixeira	40	2005
2B	Alfonso Soriano	35	2005
3B	Dean Palmer	38	1996
SS	Alex Rodriguez	57	2002
LF	Juan Gonzalez	44	1993
CF	Juan Gonzalez	34	1992
RF	Juan Gonzalez	37	1998
DH	Rafael Palmeiro	37	1999

## CAREER

C	Ivan Rodriguez	212	1991-2002, 2009
1B	Rafael Palmeiro	220	1989-93, 1999-2003
2B	Ian Kinsler	148	2006-13
3B	Adrian Beltré	166	2011-18
SS	Alex Rodriguez	155	2001-03
LF	Rusty Greer	158	1994-2002
CF	Josh Hamilton	65	2008-12, 2015
RF	Ruben Sierra	150	1986-92, 2000-01, 2003
DH	Rafael Palmeiro	100	1989-93, 1999-2003

## GRAND SLAM LEADERS

SEASON	PLAYER	HOME RUNS	YEARS
1.	Jeff Burroughs	3	1973
	Larry Parrish	3	1982
	Rafael Palmeiro	3	1999
	Hank Blalock	3	2004
5.	Jeff Burroughs	2	1974
	Pete Incaviglia	2	1986
	Mike Stanley	2	1987
	Dean Palmer	2	1992
	Julio Franco	2	1993
	Rusty Greer	2	1996
	Kevin Elster	2	1998
	Juan Gonzalez	2	1998
	Todd Zelle	2	1999

Ivan Rodriguez	2	2001
Mark Teixeira	2	2004
David Dellucci	2	2005
Kevin Mench	2	2006
Gary Matthews Jr.	2	2006
Victor Diaz	2	2007
Josh Hamilton	2	2008
Marlon Byrd	2	2008
Vladimir Guerrero	2	2010
Nelson Cruz	2	2012
Nelson Cruz	2	2013
Bobby Wilson	2	2016
Danny Santana	2	2019
Rougned Odor	2	2019

## CAREER

1.	Rafael Palmeiro	7	1989-93, 1999-2003
	Juan Gonzalez	7	1989-99, 2002-03
3.	Dean Palmer	6	1989-97
	Rusty Greer	6	1994-2002
	Nelson Cruz	6	2006-13
6.	Jeff Burroughs	5	1972-76
	Ivan Rodriguez	5	1991-2002, 09
	Hank Blalock	5	2002-09
	Rougned Odor	5	2014-19
10.	Larry Parrish	4	1982-88
	Marlon Byrd	4	2007-09
	Michael Young	4	2000-12

## RBI LEADERS BY POSITION

SEASON	PLAYER	RBI	YEARS
C	Ivan Rodriguez	113	1999
1B	Mark Teixeira	133	2005
2B	Alfonso Soriano	101	2005
3B	Dean Palmer	107	1996
SS	Alex Rodriguez	142	2002
LF	Juan Gonzalez	112	1993
CF	Juan Gonzalez	86	1992
	Josh Hamilton	86	2008
RF	Ruben Sierra	119	1989
DH	Rafael Palmeiro	115	1999

## CAREER

C	Ivan Rodriguez	815	1991-2002, 2009
1B	Rafael Palmeiro	741	1989-93, 1999-2003
2B	Ian Kinsler	510	2006-13
3B	Adrian Beltré	598	2011-18
SS	Elvis Andrus	620	2009-20
LF	Rusty Greer	511	1994-2002
CF	Josh Hamilton	224	2008-12
RF	Ruben Sierra	641	1986-92, 2000-01, 2003
DH	Rafael Palmeiro	291	1989-93, 1999-2003

## PINCH-HIT HOME RUN LEADERS

### SEASON

1.	Darrell Porter	3	1987
2.	Geno Petralli	2	1987
	Roy Howell	2	1975
	Pat Putnam	2	1979
	Pat Putnam	2	1980
	Rusty Staub	2	1980
	Bobby Jones	2	1985
	Kevin Reimer	2	1991
	Rusty Greer	2	1995
	Mike Simms	2	1997
	Ivan Rodriguez	2	2000
	Ruben Sierra	2	2001
	David Dellucci	2	2005
	Danny Santana	2	2019
	Brad Miller	2	2022

### CAREER

1.	Geno Petralli	6	1985-93
2.	Pat Putnam	4	1977-82
	Bobby Jones	4	1974-75
		4	81, '83-'86
	Darrell Porter	4	1986-87
5.	Rusty Greer	3	1994-2004
	Mike Simms	3	1997-99

## YOUNGEST RANGERS TO HOMER, CLUB HISTORY

Three of the six youngest Rangers to hit a home run have done so in the past 14 seasons beginning 2009. Please note that this list includes only a player's first home run with Texas.

AGE (YR.MO)	PLAYER	DATE / OPP
19.195	Jurickson Profar	Sept. 2, 2012 at Cleveland
19.276	Ivan Rodriguez	Aug. 30, 1991 vs. Kansas City
19.333	Juan Gonzalez	Sept. 18, 1989 vs. Seattle
20.098	Rougned Odor	May 12, 2014 at Houston
20.221	Sammy Sosa	June 21, 1989 at Boston
20.225	Elvis Andrus	April 8, 2009 vs. Cleveland
20.238	Ruben Sierra	June 1, 1986 at Kansas City
20.265	Roy Howell	Sept. 9, 1974 at California (G2)

\*\*Profar's home run came in his first MLB plate appearance/at-bat, the only Ranger ever to accomplish that feat\*\*

FRONT OFFICE

COACHES

PLAYERS

2022 REVIEW

OPPONENTS

RECORDS

DEVELOPMENT

MEDIA

## RANGERS GAMES OF 6-OR-MORE HOME RUNS (16 TOTAL)

NO.	OPPONENT	H/A	DATE	HITTERS
8	Houston	H	May 21, 2005	D. Dellucci (2), R. Barajas, M. Teixeira, R. Hidalgo, K. Mench, H. Blalock, L. Nix
8	Los Angeles	H	June 30, 2005	K. Mench (3), M. Teixeira (2), D. Dellucci, H. Blalock, A. Soriano
7	Minnesota	A	Sept. 13, 1986	P. O'Brien, D. Porter (2), R. Sierra (2), P. Incaviglia, S. Buechele
7	Cleveland	H	Aug. 1, 2003	M. Young, A. Rodriguez, R. Palmeiro, M. Teixeira (2), T. Greene (2)
7	Detroit	A	Sept. 11, 2007 (1)	M. Byrd (2), F. Guzman, H. Blalock, D. Murphy, J. Saltalamacchia, J. Vazquez
6	Kansas City	A	July 21, 1998	R. Kelly, R. Greer, J. Gonzalez (2), M. Simms, K. Elster
6	Boston	A	Aug. 1, 2002	K. Mench, R. Palmeiro, T. Hollandsworth, C. Everett (2), M. Lamb
6	Toronto	A	April 29, 2003	C. Everett (2), A. Rodriguez, J. Gonzalez (2), T. Greene
6	Houston	A	July 4, 2004	A. Soriano, H. Blalock, M. Teixeira (2), K. Mench (2)
6	Baltimore	A	July 13, 2006	M. Teixeira (3), M. DeRosa, B. Wilkerson, R. Barajas
6	Houston	A	May 20, 2007	M. Teixeira (2), V. Diaz (2), K. Lofton, R. Vazquez
6	Baltimore	A	Aug. 22, 2007 (1)	J. Saltalamacchia (2), R. Vazquez (2), M. Byrd, T. Metcalf
6	Houston	H	May 16, 2008	J. Hamilton (2), M. Young, D. Murphy, C. Shelton, J. Saltalamacchia
6	Detroit	H	Aug. 20, 2008	T. Metcalf (2), B. Boggs, M. Young, J. Hamilton, M. Bradley
6	Boston	A	April 17, 2012	M. Napoli (2), M. Young, J. Hamilton, A. Beltre, N. Cruz
6	Minnesota	H	Sept. 2, 2018	N. Mazara (2), E. Andrus, R. Chirinos, J. Profar, D. Robinson

### TEAM PINCH-HITTING RECORDS - SEASON

CATEGORY	FIGURE	YEAR
Average	.340 (35-103)	2000
At Bats	250	1990
Hits	55	1980, 1990
Home Runs	7	1980
Runs Batted In	43	1980
Strikeouts	68	1990

### CLUB GRAND SLAM RECORDS

TOTAL	HOME	AWAY
8 - 1999	6 - 1996	6 - 2007
8 - 2006	6 - 2006	4 - 1980
8 - 2007	5 - 1999	4 - 2008
8 - 2008	5 - 2011	4 - 2010

### INDIVIDUAL PINCH-HITTING RECORDS - SEASON

CATEGORY	FIGURE	PLAYER	YEAR
Average	.450 (9-20)	Bill Stein	1981
At Bats	45	Jack Daugherty	1990
Hits	12	Bill Stein	1980
		Kevin Reimer	1990
Home Runs	3	Darrell Porter	1987
RBI	11	Bill Stein	1985

### PINCH-HIT GRAND SLAMS IN TEXAS HISTORY (5)

PLAYER	DATE	OPPONENT
Mike Stanley	June 27, 1987 (G2)	vs. Minnesota
Pete O'Brien	Sept. 18, 1988	at California
Rusty Greer	May 18, 1995	vs. Milwaukee
Hank Blalock	July 4, 2004	at Houston
Hunter Pence	May 8, 2019	at Pittsburgh

### HIGHEST SINGLE-SEASON HOME RUN TOTALS BY TEAM, MLB HISTORY

HR	YEAR / TEAM	HR	YEAR / TEAM
307	2019 Twins	260	2005 Rangers
306	2019 Yankees	257	1996 Orioles
288	2019 Astros	257	2010 Blue Jays
279	2019 Dodgers	257	2019 Athletics
267	2018 Yankees	256	2019 Cubs
264	1997 Mariners	254	2022 Yankees
262	2021 Blue Jays	253	2016 Orioles

### WALK-OFF GRAND SLAMS IN TEXAS HISTORY (6)

PLAYER	DATE	OPP.	PITCHER	INN
Toby Harrah	June 25, 1976	CWS	Dave Hamilton	9th
Buddy Bell	Aug. 31, 1984	MIL	Pete Ladd	9th
Oddibe McDowell	June 1, 1987	CWS	Joel Davis	12th
Alex Rodriguez	July 27, 2002	OAK	Billy Koch	10th
Alex Rodriguez	July 31, 2003	BOS	Todd Jones	11th
Marlon Byrd	Aug. 4, 2008	NYN	Damaso Marte	9th

### BACK-TO-BACK-TO-BACK HOMERS, RANGERS HISTORY (8)

DATE/OPPONENT	INNING	BATTERS
Aug. 28, 1998 at Chicago-AL	4th	J. Gonzalez/W. Clark/I. Rodriguez
May 19, 1999 vs. Tampa Bay	5th	I. Rodriguez/R. Palmeiro/T. Zeile
May 28, 1999 vs. Minnesota	1st	J. Gonzalez/I. Rodriguez/R. Palmeiro
April 25, 2004 vs. Seattle	6th	L. Nix/R. Barajas/A. Gonzalez
May 28, 2011 vs. Kansas City	2nd	M. Moreland/M. Napoli/E. Chavez
Sept. 27, 2011 at Los Angeles-AL	5th	A. Beltre/M. Napoli/N. Cruz
May 26, 2012 vs. Toronto	6th	N. Cruz/Y. Torrealba/M. Moreland
Aug. 19, 2015 vs. Seattle	7th	M. Moreland/M. Napoli/E. Andrus

# LOW-HIT GAMES

## NO-HITTERS (5)

FRONT OFFICE

DATE	PITCHER	OPPONENT	SCORE
July 30, 1973	Jim Bibby	at Oakland	6-0
Sept. 22, 1977	Bert Blyleven	at California	6-0
June 11, 1990	Nolan Ryan	at Oakland	5-0
May 1, 1991	Nolan Ryan	vs. Toronto	3-0
July 28, 1994	Kenny Rogers (Perfect Game)	vs. California	4-0

## ONE-HITTERS (24) - 15 Complete Games (in bold)

COACHES

DATE	PITCHER	OPPONENT	BROKEN UP BY	SCORE
Sept. 12, 1972	<b>Bill Gogolewski</b>	at California	Billy Parker double with two out in 8th	3-0
June 29, 1973	<b>Jim Bibby</b>	vs. Kansas City	Fran Healy double with no outs in 6th	3-0
April 6, 1974	<b>Ferguson Jenkins</b>	vs. Oakland	Bert Campaneris single with one out in 4th	2-0
June 21, 1976	<b>Bert Blyleven</b>	at Oakland	Ken McMullen single with no outs in 5th	1-0 (10)
April 11, 1979	Steve Comer (7.0 IP), Sparky Lyle (2.0 IP)	vs. Cleveland	Ted Cox single with no outs in 3rd	4-0
July 3, 1979	<b>Ferguson Jenkins</b>	vs. Baltimore	John Lowenstein single with no outs in 5th	4-0
July 7, 1979	George Medich (6.2 IP), Jim Kern (2.1 IP)	vs. Toronto	John Mayberry single with two out in 2nd	2-0
April 29, 1981	<b>Danny Darwin</b>	vs. Boston	Rick Miller single with no outs in 6th	5-0
Aug. 16, 1983	<b>John Butcher</b>	vs. Baltimore	Al Bumby single with two out in 3rd	2-0
June 16, 1986	<b>Charlie Hough</b>	at California	Wally Joyner single with one out in 9th	1-2
June 26, 1987	Bobby Witt (8.0 IP), Dale Mohoric (1.0 IP)	vs. Minnesota	Roy Smalley single with two out in 2nd	1-0
May 21, 1988	<b>Paul Kilgus</b>	vs. Minnesota	Gary Gaetti double with no outs in 8th	3-0
April 23, 1989	<b>Nolan Ryan</b>	at Toronto	Nelson Liriano triple with one out in 9th	4-1
June 3, 1989	<b>Nolan Ryan</b>	at Seattle	Harold Reynolds single with none out in 1st	6-1
Aug. 15, 1989	<b>Charlie Hough</b>	at Seattle	Harold Reynolds single with none out in 6th	0-2
April 26, 1990	<b>Nolan Ryan</b>	vs. Chicago	Ron Kittle single with none out in 2nd	1-0
May 3, 1996	<b>Ken Hill</b>	vs. Detroit	Bobby Higginson single with one out in 1st	11-0
May 4, 1996	<b>Roger Pavlik</b>	vs. Detroit	Mark Lewis home run with two out in 3rd	3-1
Aug. 18, 1997 (2nd)	<b>Rick Helling</b> (8.0 IP), John Wetteland (1.0 IP)	vs. Milwaukee	Fernando Vina single with two out in 6th	2-0
June 29, 1999	John Burkett (7.0 IP), Jeff Zimmerman (1.0 IP), John Wetteland (1.0 IP)	at Anaheim	Matt Walbeck double with no outs in 3rd	5-0
Sept. 3, 2002	Aaron Myette (0 IP), Todd Van Poppel (2.0 IP), Joaquin Benoit (7.0 IP)	at Baltimore	Jerry Hairston triple with no outs in 9th	7-1
Aug. 23, 2010	Rich Harden (6.2 IP), Matt Harrison (0.1 IP), Darren O'Day (1.0 IP), Nefeli Feliz (1.0 IP)	vs. Minnesota	Joe Mauer single with one out in 9th	4-0
Aug. 12, 2013	Yu Darvish (8.0 IP), Joe Nathan (1.0 IP)	at Houston	Carlos Corporan home run with one out in 8th	2-1
May 11, 2018	Cole Hamels (6.0 IP), Jake Diekmann (1.0 IP), José Leclerc (1.0 IP), Keone Kela (1.0 IP)	at Houston	Evan Gattis single with no outs in 5th	1-0

PLAYERS

2022 REVIEW

The Rangers' back-to-back one-hitters on May 3-4, 1996 marked the 9th time in major league history a team has registered consecutive one-hitters. It was also the 3rd time in American League history it had happened.

## NO-HITTERS AGAINST RANGERS (5)

OPPONENTS

DATE	PITCHER	OPPONENT	SCORE
May 14, 1977	Jim Colborn	at Kansas City	0-6
Sept. 30, 1984	Mike Witt (Perfect Game)	vs. California	0-1
April 18, 2007	Mark Buehrle	at Chicago-AL	0-6
April 9, 2021	Joe Musgrove	vs. San Diego	0-3
May 19, 2021	Corey Kluber	vs. New York-AL	0-2

## ONE-HITTERS AGAINST RANGERS (29) - 15 Complete Games (in bold)

RECORDS

DATE	PITCHER	OPPONENT	BROKEN UP BY	SCORE
May 9, 1973	<b>Jim Colborn</b>	at Milwaukee	Jeff Burroughs home run in 5th	1-5
June 27, 1974	<b>Nolan Ryan</b>	at California	Alex Johnson single in 1st	0-5
July 4, 1974	<b>Bert Blyleven</b>	at Minnesota	Toby Harrah home run in 3rd	1-3
May 31, 1975	<b>Jim Hunter</b>	New York	Cesar Tovar single in 6th	0-6
June 13, 1978	<b>Rich Gale</b>	at Kansas City	Al Oliver triple in 7th	0-5
April 24, 1979	<b>Dave Lemanczyk</b>	Toronto	Pat Putnam single in 3rd	0-2
June 23, 1984	Tim Conroy (8.0 IP), Bill Caudill (1.0 IP)	at Oakland	Alan Bannister home run in 5th	1-5
July 13, 1984	<b>Bert Blyleven</b>	Cleveland	Larry Parrish single in 4th	0-5
June 25, 1986	<b>Kirk McCaskill</b>	California	Steve Buechele home run in 3rd	1-7
Sept. 24, 1988	<b>Mark Langston</b>	Seattle	Jeff Kunkel single in 5th	0-3
July 17, 1992	<b>Mike Mussina</b>	Baltimore	Kevin Reimer double in 5th	0-8
April 23, 1993	Cal Eldred (8.0 IP), Jesse Orosco (1.0 IP)	at Milwaukee	Rafael Palmeiro double in 1st	0-3
May 24, 1993	<b>Tom Kramer</b>	at Cleveland	Julio Franco home run in 4th	1-4
July 27, 1993	<b>Kevin Appier</b>	at Kansas City	Rafael Palmeiro home run in 7th	1-0
Sept. 9, 1997	<b>Scott Sanders</b>	at Detroit	Domingo Cedenio single in 5th	0-4
July 19, 2002	<b>Cory Lidle</b>	at Oakland	Juan Gonzalez double in 8th	0-10
July 27, 2004	Bartolo Colon (7.0 IP), Francisco Rodriguez (1.0 IP), Troy Percival (1.0 IP)	at Anaheim	Michael Young single in 3rd	0-2
May 19, 2009	Dontrelle Willis (6.1 IP), Brandon Lyon (0.1 IP), Bobby Seay (0.1 IP), Joel Zumaya (1.0 IP), Fernando Rodney (1.0 IP)	at Detroit	Michael Young double in 1st	0-4
June 28, 2009	Chad Gaudin (8.0 IP), Heath Bell (1.0 IP)	San Diego	Michael Young single in 1st	0-2
Sept. 16, 2009	Trevor Cahill (7.0 IP), Michael Wuerzt (1.0 IP), Andrew Bailey (1.0 IP)	Oakland	Marlon Byrd single in 2nd	0-4
Sept. 30, 2009	Matt Palmer (5.0 IP), Darren Oliver (1.0 IP), Jose Arredondo (1.0 IP), Kevin Jepsen (1.0 IP), Rafael Rodriguez (1.0 IP)	at LA of Anaheim	Julio Borbon single in 1st	0-5
Sept. 23, 2010	Dallas Braden (8.0 IP), Brad Ziegler (1.0 IP)	at Oakland	Nelson Cruz single in 1st	0-5
April 6, 2015	Sonny Gray (8.0 IP), Evan Scribner (1.0 IP)	at Oakland	Ryan Rua single in 8th	0-8
June 11, 2015	Sonny Gray (8.0 IP), Evan Scribner (1.0 IP)	at Oakland	Elvis Andrus single in 5th	0-7
Aug. 20, 2015	<b>Alfredo Simon</b>	at Detroit	Rougned Odor double in 5th	0-4
Sept. 9, 2015	Vidal Nuno (7.0 IP), Danny Farquhar (1.0 IP), Carson Smith (1.0 IP)	at Seattle	Prince Fielder single in 1st	0-6
April 4, 2016	Felix Hernandez (6.0 IP), Mike Montgomery (2.0 IP)	Seattle	Prince Fielder single in 5th	3-2
Sept. 9, 2017	Luis Severino (7.0 IP), David Robertson (1.0 IP), Aroldis Chapman (1.0 IP)	New York-AL	Brett Nicholas double in 5th	1-3
Aug. 25, 2019	Reynaldo Lopez (5.0 IP), Aaron Bummer (1.0 IP), Evan Marshall (1.0 IP), Jace Fry (1.0 IP), Alex Colome (1.0 IP)	at Chicago-AL	Shin-Soo Choo single in 5th	0-2

DEVELOPMENT

MEDIA

NOTE: COMPLETE GAME ONE-HITTERS IN BOLD



# LAST TIME IT HAPPENED

**A RANGERS PITCHER THREW A NO-HITTER: (5 TIMES) - LAST:** Kenny Rogers, July 28, 1994 vs. Cal. (4-0, Perfect Game)  
**NO-HITTER VS. RANGERS: (5 TIMES) - LAST:** Corey Kluber, May 19, 2021 vs. NYY (0-2, 1 BB)

**ONE-HITTER: (24 TIMES) - LAST:** Cole Hamels (6.0 IP), Jake Diekman (1.0 IP), José Leclerc (1.0 IP), Keone Kela (1.0 IP): May 11, 2018 at Houston (1-0, Evan Gattis single with no outs in 5th)

**ONE HITTER VS. RANGERS: (29 TIMES) - LAST:** Reynaldo Lopez (5.0 IP), Aaron Bummer (1.0 IP), Evan Marshall (1.0 IP), Jace Fry (1.0 IP), Alex Colome (1.0 IP): Aug. 25, 2019 at Chicago-AL (0-2, Shin-Soo Choo single in 5th)

**INSIDE-THE-PARK HR BY A RANGERS BATTER: (30 TIMES) - LAST:** Josh Smith, July 11, 2022 vs. Oakland (Kirby Sneed in 6th inn.)

**INSIDE-THE-PARK HOME RUN VS. THE RANGERS: (25 TIMES) - LAST:** Sam Haggerty (SEA), July 14, 2022 at GLF (Martín Pérez in 4th inn.)

**INSIDE-THE-PARK HOME RUN IN ARLINGTON: (13 TIMES) - LAST:** Sam Haggerty (SEA), July 14, 2022 at GLF (Martín Pérez in 4th inn.)

**PINCH-HIT HOME RUN BY A RANGER: (103 TIMES) - LAST:** Charlie Culberson, Aug. 24, 2022 at Colorado (Jhoulys Chacin in 9th inn.)

**PINCH-HIT HOME RUN VS. THE RANGERS:** Kyle Tucker, April 28, 2022 vs. Houston (Matt Bush - 8th inning)

**WALK-OFF HOME RUN BY A RANGER:** Mark Mathias, Sept. 13, 2022 vs. Oakland (Joel Pajays - 9th inning)

**MULTIPLE HOME RUN GAME BY A RANGER (4 HR):** Josh Hamilton, May 8, 2012 at Baltimore

**MULTIPLE HOME RUN GAME BY A RANGER (3 HR): (17 TIMES) - LAST:** Ronald Guzmán, Aug. 10, 2018 at New York-AL

**MULTIPLE HOME RUN GAME BY A RANGER (2 HR): (474 TIMES) - LAST:** Marcus Semien, Sept. 29, 2022 at Seattle

**STEAL OF HOME BY A RANGER: (39 TIMES) - LAST:** Adolis García, Sept. 24, 2021 at Baltimore

**FOUR HITS IN A GAME BY A RANGER:** Nathaniel Lowe, Aug. 20, 2022 at Minnesota

**FIVE HITS IN A GAME BY A RANGER: (53 TIMES) - LAST:** Nathaniel Lowe, Aug. 24, 2021 at Cleveland

**SIX HITS IN A GAME BY A RANGER (TWICE) - LAST:** Ian Kinsler, April 15, 2009 vs. Baltimore (cycle)

**FIVE RBI IN A GAME BY A RANGER:** Josh Jung, Sept. 27, 2022 at Seattle

**SIX RBI IN A GAME BY A RANGER:** Rougned Odor, Sept. 28, 2019 vs. New York-AL

**SEVEN RBI IN A GAME BY A RANGER:** J.P. Arcencibia, July 29, 2014 vs. New York-AL

**EIGHT RBI IN A GAME BY A RANGER (5 TIMES) - LAST:** Nelson Cruz, May 25, 2012 vs. Toronto

**NINE RBI IN A GAME BY A RANGER (ONCE):** Ivan Rodriguez, April 13, 1999 at Seattle

**FOUR RUNS IN A GAME BY A RANGER (72 TIMES) - LAST:** Nick Solak, April 10, 2022 at Toronto

**FIVE RUNS IN A GAME BY A RANGER (4 TIMES) - LAST:** Ian Kinsler, April 15, 2009 vs. Baltimore

**THREE-GAME SWEEP BY THE RANGERS IN ARLINGTON:** May 16-18, 2022 vs. Los Angeles-AL

**THREE-GAME SWEEP BY THE RANGERS ON THE ROAD:** June 25-27, 2019 at Detroit

**FOUR-GAME SWEEP BY THE RANGERS IN ARLINGTON:** April 20-23, 2017 vs. Kansas City

**FOUR-GAME SWEEP BY THE RANGERS ON THE ROAD:** Sept. 5-8, 2019 at Baltimore

**THREE-GAME SWEEP BY THE OPPOSITION IN ARLINGTON:** Sept. 23-25, 2022 vs. Cleveland

**THREE-GAME SWEEP BY THE OPPOSITION ON THE ROAD:** Sept. 30-Oct. 2, 2022 at Los Angeles-AL

**FOUR-GAME SWEEP BY THE OPPOSITION IN ARLINGTON:** July 14-17, 2022 vs. Seattle

**FOUR-GAME SWEEP BY THE OPPOSITION ON THE ROAD:** Sept. 1-4, 2022 at Boston

**A POSITION PLAYER PITCHED IN A GAME: (24 TIMES) - LAST:** Charlie Culberson, Sept. 2, 2022 at Boston

**HITTING FOR THE CYCLE: (10 TIMES) - LAST:** Carlos Gomez, April 29, 2017 vs. Los Angeles-AL

## RANGERS LONGEST WINNING AND LOSING STREAKS

LONGEST WINNING STREAKS	
GAMES	DATES
14	May 12-27, 1991
12	July 4-19, 2011
11	June 12-24, 2010
10	May 9-19, 2017
9	May 24-June 2, 1999
9	July 18-27, 1999
9	May 20-31, 2005
8	April 29-May 9, 1976
8	June 23-30, 1979
8	May 6-14, 1988
8	April 8-16, 1989
8	June 19-25, 2002
8	Aug. 13-20, 2003
8	June 18-26, 2004
8	Aug. 13-21, 2004
8	April 12-21, 2012
8	Aug. 4-12, 2013
7	Sept. 21-28, 1977
7	April 25-May 3, 1978
7	June 20-27, 1978
7	Sept. 21-25, 1978
7	June 2-8, 1986
7	July 5-14, 1990
7	June 11-17, 1991
7	May 22-29, 1992
7	April 1-9, 1996
7	Aug. 9-16, 1996
7	May 15-23, 2000
7	May 16-23, 2003
7	May 10-17, 2009
7	Sept. 8-15, 2010
7	June 15-22, 2012
7	Sept. 23-29, 2013
7	Sept. 12-19, 2014
7	May 20-26, 2015
7	June 14-20, 2016
7	Aug. 27-Sept. 3, 2016
7	June 16-23, 2018

LONGEST LOSING STREAKS	
GAMES	DATES
15	Sept. 13-30, 1972
12	April 22-May 6, 1982
12	July 10-25, 2021
10	July 7-17, 1976
10	July 17-26, 1995
9	April 9-19, 1987
9	June 6-16, 2000
9	May 30-June 8, 2003
9	May 25-June 3, 2021
9	Aug. 27-Sept. 5, 2022
8	May 17-26, 1973
8	Aug. 7-15, 1973
8	April 11-23, 1978
8	July 18-25, 1978
8	Sept. 19-26, 1980
8	July 25-Aug. 3, 1983
8	June 1-10, 1991
8	July 14-20, 2002
8	June 15-23, 2003
8	Aug. 8-16, 2005
8	June 17-26, 2014
8	July 6-13, 2014
8	Aug. 30-Sept. 6, 2014
8	July 13-22, 2019
8	Aug. 16-23, 2020
7	Aug. 18-25, 1973
7	July 10-19, 1982
7	April 23-May 1, 1984
7	May 11-17, 1985
7	July 17-23, 1986
7	Sept. 22-28, 1987
7	June 18-24, 1997
7	April 18-24, 2008
7	Sept. 9-16, 2013
7	Sept. 22-28, 2017
7	June 7-15, 2018
7	Sept. 13-21, 2019
7	Sept. 28-Oct. 4 <sup>th</sup> , 2022

## SHUTOUTS

	WON BY	WON BY
	TEX	OPP
Baltimore	16	28
Boston	25	27
Chicago-AL	26	28
Cleveland	35	31
Detroit	21	31
Houston	14	12
Kansas City	29	27
Los Angeles-AL	45	49
Minnesota	47	34
New York-AL	23	29
Oakland	37	42
Seattle	40	34
Tampa Bay	14	10
Toronto	22	25
Arizona	1	3
Chicago-NL	0	1
Cincinnati	1	1
Colorado	3	1
Los Angeles-NL	2	1
Miami	2	2
Milwaukee	9	9
New York-NL	0	1
Philadelphia	2	2
Pittsburgh	2	1
St. Louis	1	0
San Diego	3	4
San Francisco	3	1
Washington	1	0
<b>TOTALS</b>	<b>424</b>	<b>434</b>

219 of the Rangers' 424 shutouts have been combined efforts.

# THE RANGERS BEFORE TEXAS

The current Texas Rangers franchise originated on October 26, 1960, when the American League awarded an expansion franchise to Washington, D.C. That followed the transfer of the original Washington franchise to Minnesota after the 1960 season. The expansion Senators played in Washington from 1961-1971 before moving to Texas after the 1971 season.

FRONT OFFICE

## YEAR-BY-YEAR RECORD

YEAR	W	L	PCT.	POS.	GAMES		MANAGER	HOME
					BACK	ATTENDANCE		
1961	61	100	.379	T9	47.5	Mickey Vernon	597,287	
1962	60	101	.373	10	35.5	Mickey Vernon	729,775	
1963	56	106	.346	10	48.5	Mickey Vernon (16-26) Gil Hodges (40-80)	535,604	
1964	62	100	.383	9	37	Gil Hodges	600,106	
1965	70	92	.432	8	32	Gil Hodges	560,083	
1966	71	88	.447	8	25.5	Gil Hodges	576,260	
1967	76	85	.472	T6	15.5	Gil Hodges	770,868	
1968	65	96	.404	10	37.5	Jim Lemon	546,661	
1969	86	76	.531	#4	23	Ted Williams	918,106	
1970	70	92	.432	#6	38	Ted Williams	824,789	
1971	63	96	.396	#5	38.5	Ted Williams	655,156	

# American League Eastern Division

COACHES

## ALL-TIME SENATORS ROSTER (1961-71)

PLAYERS WHO APPEARED IN ONE OR MORE GAMES (182)

PLAYERS

ALLEN, Bernie ('67-'71)	DUREN, Ryne ('65)	KLIPPSTEIN, Johnny ('61)	QUIRK, Art ('63)
ALLEN, Hank ('66-'70)	EPSTEIN, Mike ('67-'71)	KNOWLES, Darold ('67-'71)	RAGLAND, Tom ('71)
ALYEA, Brant ('65, '68-'69)	FAHEY, Bill ('71)	KOCH, Alan ('64)	RAMOS, Pedro ('70)
BAIRD, Bob ('62-'63)	FERNANDEZ, Frank ('71)	KOPLITZ, Howie ('64-'66)	RANDLE, Lenny ('71)
BALDWIN, Dave ('66-'69)	FLOOD, Curt ('71)	KREUTZER, Frank ('64-'66, '69)	REICHARDT, Rick ('70)
BERTAINA, Frank ('67-'69)	FOY, Joe ('71)	KUTYNA, Marty ('61-'62)	RETZER, Ken ('61-'64)
BIHITNER, Larry ('70-'71)	FRENCH, Jim ('65-'71)	LANDRITH, Hobie ('63)	RICHERT, Pete ('65-'67)
BILLINGS, Dick ('68-'71)	GABLER, John ('61)	LEPPERT, Don ('63-'64)	RIDDLEBERGER, Denny (70-71)
BLASINGAME, Don ('63-'66)	GARCIA, Mike ('61)	LINDBLAD, Paul ('71)	RIDZIK, Steve ('63-'64)
BOAK, Chet ('61)	GOGOLEWSKI, Bill ('70-'71)	LINES, Dick ('66-'67)	RIPPLEMEYER, Ray ('62)
BOSMAN, Dick ('66-'70)	GOSSEN, Greg ('70)	LOCK, Don ('62-'66)	RODRIGUEZ, Aurelio ('70)
BOULDIN, Carl ('61-'64)	GREEN, Dallas ('65)	LONG, Dale ('61-'62)	ROEBUCK, Ed ('63-'64)
BOWENS, Sam ('68-'69)	GREEN, Freddie ('62)	LOUN, Don ('64)	ROSEBORO, John ('70)
BRIDGES, Marshall ('64-'65)	GREEN, Gene ('61)	MADDOX, Elliott ('71)	RUDOLPH, Don ('62-'64)
BRIGHT, Harry ('61-'62)	GRIEVE, Tom ('70)	MAESTRI, Hector ('61)	SAVERINE, Bob ('66-'67)
BRINKMAN, Ed ('61-'70)	GRZENDA, Joe ('70-'71)	MAHONEY, Jim ('61)	SCHAIVE, Johnny ('62-'63)
BROBERG, Pete ('71)	HAMILTON, Steve ('62-'63)	MASON, Jim ('71)	SCHEINBLUM, Richie ('71)
BRONSTAD, Jim ('63-'64)	HAMLIN, Ken ('62, '65-'66)	MATHIAS, Carl ('61)	SCHMIDT, Bob ('62-'63)
BROWN, Jackie ('70-'71)	HANNAN, Jim ('62-'70)	MAYE, Lee ('69-'70)	SCHOEN, Gerry ('68)
BRUMLEY, Mike ('64-'66)	HANSEN, Ron ('68)	McCABE, Joe ('65)	SEGUI, Diego ('66)
BRUNET, George ('70)	HARRAH, Toby ('69, '71)	McCLAIN, Joe ('61-'62)	SHELLENBACK, Jim ('69-'71)
BRYAN, Billy ('68)	HARRELSON, Ken ('66-'67)	McCORMICK, Mike ('65-'66)	SHETRONE, Barry ('63)
BURNSIDE, Pete ('61-'63)	HAYWOOD, Bill ('68)	McCRAW, Tom ('71)	SIEVERS, Roy ('64-'65)
BURROUGHS, Jeff ('70-'71)	HEISER, Roy ('61)	McLAIN, Denny ('71)	SISLER, Dave ('61)
CAMILLI, Doug ('65-'69)	HELD, Woodie ('65)	McMULLEN, Ken ('65-'70)	SKOWRON, Bill ('64)
CARLOS, Cisco ('69-'70)	HERNANDEZ, Rudy ('61)	MILES, Jim ('68-'69)	SMITH, Dick ('69)
CASANOVA, Paul ('65-'71)	HICKS, Joe ('61-'62)	MINCHER, Don ('71)	STELMASZEK, Rick ('71)
CHANCE, Bob ('65-'67)	HIGGINS, Dennis ('68-'69)	MINOSO, Minnie ('63)	STENHOUSE, Dave ('62-'64)
CHENEY, Tom ('61-'64, '66)	HINTON, Chuck ('61-'64)	MOELLER, Ron ('63)	STEVENS, R.C. ('61)
CLOSTER, Al ('66)	HOBBAUGH, Ed ('61-'63)	MOORE, Barry ('65-'69)	STILLWELL, Ron ('61-'62)
COATES, Jim ('63)	HOLMAN, Gary ('68-'69)	NARUM, Buster ('64-'67)	STROUD, Ed ('67-'70)
COGGINS, Frank ('67-'68)	HOWARD, Bruce ('68)	NEEMAN, Cal ('63)	STURDIVANT, Tom ('61)
COLEMAN, Joe ('65-'70)	HOWARD, Frank ('65-'71)	NELSON, Dave ('70-'71)	SUDCH, Dick ('70)
COMER, Wayne ('70)	HUMPHREYS, Bob ('66-'70)	NEN, Dick ('65-'67, '70)	TASBY, Willie ('61-'62)
COTTIER, Chuck ('61-'65)	HUNT, Ken ('63-'64)	NOLD, Dick ('67)	THOMPSON, Mike ('71)
COX, Casey ('66-'71)	JANESKI, Gerry ('71)	O'CONNELL, Denny ('61-'62)	UNSER, Del ('68-'71)
CRAIG, Pete ('64-'66)	JENKINS, Jack ('62-'63)	ORSINO, John ('66-'67)	VALENTINE, Fred ('64-'68)
CULLEN, Tim ('66-'71)	JOHNSON, Bob ('61-'62)	ORTEGA, Phil ('65-'68)	VEAL, Coot ('61)
CUNNINGHAM, Joe ('64-'66)	JONES, Steve ('68)	OSBORNE, Bobo ('63)	WERT, Don ('71)
DALEY, Pete ('61)	KENNEDY, John ('62-'64)	OSTEEN, Claude ('61-'64)	WILLHITE, Nick ('65)
DANIELS, Bennie ('61-'65)	KEOUGH, Marty ('61)	PASCUAL, Camilo ('67-'69)	WOODSHICK, Hal ('61)
DENEHY, Bill ('68)	KING, Jim ('61-'67)	PETERSON, Cap ('67-'68)	WOODLING, Gene ('61-'62)
DONOVAN, Dick ('61)	KIRKLAND, Willie ('64-'66)	PHILLIPS, Dick ('63-'64, '66)	ZIMMER, Don ('63-'65)
DOTTERER, Dutch ('61)	KLAUS, Billy ('61)	PIERSALL, Jimmy ('62-'63)	ZIPFEL, Bud ('61-'62)
DUCKWORTH, Jim ('63-'66)	KLIMCHOCK, Lou ('63)	PINA, Horacio ('70-'71)	
DUKES, Jan ('69-'70)	KLINE, Ron ('63-'66)	PRIDDY, Bob ('67)	

OPONENTS

RECORDS

DEVELOPMENT

MEDIA

## ALL-TIME SENATORS RECORDS (1961-71)

### CAREER BATTING LEADERS

Games	1,142	Ed Brinkman
Home Runs	237	Frank Howard
At Bats	3,845	Ed Brinkman
Total Bases	1,968	Frank Howard
Runs	516	Frank Howard
Extra Base Hits	403	Frank Howard
Hits	1,071	Frank Howard
Runs Batted In	670	Frank Howard
Singles	685	Ed Brinkman

### INDIVIDUAL BATTING SEASON LEADERS

Batting Average	.310	Chuck Hinton	1962
Slugging Average	.574	Frank Howard	1969
Games	161	Frank Howard	1969, '70
At Bats	635	Del Unser	1968
Runs	111	Frank Howard	1969
Hits	175	Frank Howard	1969
Singles	144	Ed Brinkman	1970
Doubles	31	Aurelio Rodriguez	1970
Triples	12	Chuck Hinton	1963
Home Runs, RH Batter	48	Frank Howard	1969
Home Runs, LH Batter	30	Mike Epstein	1969
Home Runs, Rookie	12	Don Lock	1962
Extra Base Hits	75	Frank Howard	1968
Total Bases	340	Frank Howard	1969
Runs Batted In	126	Frank Howard	1970
Bases on Balls	132	Frank Howard	1970
Strikeouts	155	Frank Howard	1967
Sacrifice Bunts	15	Danny O'Connell	1961
Sacrifice Flies	8	Ken McMullen	1969
Hit By Pitch	13	Mike Epstein	1968
Stolen Bases	29	Ed Stroud	1970
Caught Stealing	10	Willie Tasby	1961
		Chuck Hinton	1962
		Fred Valentine	1966
		Del Unser	1969
GDP	29	Frank Howard	1969, '71
Fewest GDP	4	Del Unser	1971
Hitting Streak	19	Ken McMullen	1967

### TEAM BATTING SEASON LEADERS

Batting Average	.251	1969
Lowest Batting Average	.223	1967
Slugging Pct.	.378	1969
Lowest Slugging Pct.	.326	1967, '71
Runs	694	1969
Fewest Runs	524	1968
Hits	1370	1962
Singles	1006	1969
Doubles	217	1961
Triples	44	1961
Home Runs	148	1969
Grand Slams	4	1961, '63, '67
Total Bases	2,060	1969
Extra Base Hits	380	1961
Runs Batted In	640	1969
Hit By Pitch	46	1970
Bases on Balls	635	1970
Strikeouts	1,125	1965
Sacrifice Hits	84	1966
Sacrifice Flies	44	1961
Stolen Bases	99	1962
Caught Stealing	53	1962

### TEAM BATTING GAME LEADERS

Runs, Game	15	vs. Det., May 18, 1965
		vs. Cle., July 5, 1971
Runs, Game, by Opponent	18	vs. Bal., April 22, 1965
Hits, Game	20	vs. Bos., July 27 <sup>th</sup> , 1962
Home Runs, Game	5	vs. Det., May 20, 1965
		vs. Chi., May 16, 1969
		vs. Chi., June 13, 1970
Runs, Inning	11	vs. Bal., May 11, 1962

### CAREER PITCHING LEADERS

Batting Average	.310	Chuck Hinton	1962
Victories	49	Dick Bosman	
Losses	60	Bennie Daniels	
Shutouts	7	Tom Cheney	

### INDIVIDUAL PITCHING SEASON LEADERS

Games	74	Ron Kline	1965
Games Started	36	Claude Osteen	1964
		Joe Coleman	1969
Complete Games	13	Claude Osteen	1964
Innings Pitched	257	Claude Osteen	1964
Wins	16	Dick Bosman	1970
Losses	22	Denny McLain	1971
Saves	27	Darold Knowles	1970
Games Finished	58	Ron Kline	1965
Shutouts	4	Tom Cheney	1963
		Frank Bertaina	1967
		Camilo Pascual	1968
		Joe Coleman	1969
Bases on Balls	100	Joe Coleman	1969
Strikeouts	195	Pete Richert	1966
Runs	115	Denny McLain	1971
Earned Runs	103	Denny McLain	1971
Hits Allowed	256	Claude Osteen	1964
Hits Batsmen	12	Joe Coleman	1968
Wild Pitches	17	Frank Bertaina	1968
Home Runs	36	Pete Richert	1966
Lowest ERA (162 IP)	2.19	Dick Bosman	1969
Winning Pct.	.737 (14-5)	Dick Bosman	1969
Successive Wins	8	Dick Bosman	1969
Successive Losses	10	Bennie Daniels	1962

### TEAM PITCHING SEASON LEADERS

Batting Average	.251	1969
Wins	86	1969
Losses	106	1963
Earned Run Average	3.38	1967
Complete Games	39	1961
Shutouts	14	1967
Saves	41	1969
Innings Pitched	1473.1	1967
Hits Allowed	1486	1963
Runs Allowed	812	1963
Earned Runs Allowed	710	1963
Walks Allowed	656	1969
Strikeouts	878	1967
Home Runs Allowed	176	1963
Hit Batters	45	1971
Wild Pitches	61	1968
Balks	9	1962
Sacrifice Hits	97	1968
Sacrifice Flies	59	1963

## WHY THE TEXAS RANGERS?

On Nov. 23, 1971, club owner Robert E. Short announced the franchise he moved from Washington D.C. would be named the Texas Rangers. The inaugural game was supposed to be played on April 6, 1972, but was postponed by a players' strike. The Rangers lost to the California Angels, 1-0, on April 15 in the team's first game. In the first home game on April 21, 1972, the Rangers defeated the Angels 7-6 at Arlington Stadium.

FRONT OFFICE

COACHES

PLAYERS

2022 REVIEW

OPPONENTS

RECORDS

DEVELOPMENT

MEDIA

# KEY DATES IN FRANCHISE HISTORY

- October 26, 1960: American League awards expansion franchise to Washington, D.C. following transfer of Calvin Griffith's franchise to Minnesota.
- November 17, 1960: General Elwood R. (Pete) Quesada's bid for the Washington franchise is approved by the American League.
- April 10, 1961: President John F. Kennedy throws out the first pitch as 26,724 watch the Washington Senators lose to Chicago White Sox, 4-3 at Griffith Stadium in the franchise's first game.
- April 9, 1962: The Senators beat Detroit, 4-1 in first game at new District of Columbia Stadium (renamed Robert F. Kennedy Memorial Stadium in 1969).
- July 10, 1962: The first of two 1962 All-Star Games arrives at D.C. Stadium as the National League defeats the American League, 3-1, before a crowd of 45,480.
- September 18, 1962: The American League holds a meeting in New York to explore the possibilities of major league baseball coming to the Dallas-Fort Worth area. Although the idea is deemed worthy, league owners reject K.C. A's owner Charley Finley's attempt to move his team to the Metroplex.
- January 29, 1963: James H. Johnston, James H. Lemon and George M. Bunker buy out Quesada and four others to become majority owners of the Senators.
- September, 1964: Construction begins on 10,000-seat Turnpike Stadium in Arlington. The ballpark would serve as home of the Dallas-Fort Worth entry in the Texas League and eight years later, the Texas Rangers.
- January, 1965: Johnston and Lemon buy out Bunker and other partners to gain complete control of the franchise.
- April 23, 1965: The Dallas-Fort Worth Spurs beat Albuquerque before 7,231 in the first game at Turnpike Stadium.
- June, 1966: Washington selects Pittsfield (Mass.) outfielder Tom Grieve as its top choice in the June free agent draft. Grieve would go on to a fine career with the Senators and Rangers and later become the club's general manager.
- June 12, 1967: The Senators beat Chicago, 6-5, in 22 innings. The game lasted six hours, 38 minutes and ended at 2:43 a.m., causing the league to adopt a curfew stating that no inning may start after 1:00 a.m.
- November, 1967: The Senators draft shortstop Toby Harrah from the Phillies farm club in Reading, Pa.
- April 19, 1968: After a five-hour meeting in Chicago, the National League approves expansion to Montreal and San Diego. Dallas-Fort Worth fails in its bid for an NL franchise.
- December 3, 1968: Robert E. Short, the Democratic National Committee Treasurer, purchases majority interest of the Washington Senators at the winter meetings in San Francisco.
- January 18, 1969: Ted Williams is appointed manager of the Senators.
- July 23, 1969: The National League scores a 9-3 win in the All-Star Game before 45,259 at R.F.K. Stadium.
- October 1, 1969: The Senators close out the season with an 86-76 record after finishing 32 games under .500 a year earlier, earning Ted Williams AL Manager of the Year honors. Frank Howard finishes with 48 homers and places fourth in the MVP voting. Dick Bosman wins the ERA title at 2.19.
- October, 1970: Frank Howard captures two-thirds of the Triple Crown with 44 homers and 126 RBI and finishes fifth in the MVP balloting. Expansion begins at Turnpike Stadium to enlarge seating capacity to 20,000.
- September 20, 1971: Short receives approval from AL owners to move the franchise from Washington, D.C. to Arlington, Texas for the 1972 season.
- September 30, 1971: The final game for Washington Senators is forfeited to the Yankees when fans stream onto the field with two out in the ninth inning with Senators leading, 7-5.
- October, 1971: With the coming of major league baseball, Turnpike Stadium is enlarged to a 35,694 seating capacity and renamed Arlington Stadium.
- November 23, 1971: Short announces the franchise will be called the Texas Rangers.
- April 6, 1972: The Rangers' inaugural game is postponed by a players' strike.
- April 15, 1972: The Rangers lose at California, 1-0, in team's first game. C Hal King singles off Andy Messersmith for first base hit in Texas history.
- April 16, 1972: Pete Broberg beats the Angels, 5-1, for the first victory in club history.
- April 21, 1972: The Rangers beat the Angels, 7-6, before a crowd of 20,105 in first game for the franchise at Arlington Stadium. Frank Howard homers in the first inning for Texas.
- July 25, 1972: Toby Harrah becomes the first Ranger selected to the all-star team.
- September 30, 1972: Ted Williams retires as Rangers manager. Whitey Herzog, Director of Player Development for the New York Mets, is named as Williams' successor.
- June 5, 1973: Texas selects lefthanded pitcher David Clyde as the nation's number one draft choice in the June free agent draft.
- June 27, 1973: Just 20 days out of Houston's Westchester High School, 18-year-old David Clyde makes his major league debut against the Minnesota Twins. He walks the first two batters he faces before fanning three straight and he goes on to post a 4-3 victory before a crowd of 35,698.
- July 26, 1973: Jeff Burroughs hits the first of three grand slams in 10 days.
- July 30, 1973: Jim Bibby throws the first no-hitter in team history by blanking the A's, 6-0. Bibby fans 13 to beat Oakland ace Vida Blue.
- September 8, 1973: Herzog is replaced by former Detroit skipper Billy Martin as Rangers manager.
- October 26, 1973: The Rangers acquire righthander Fergie Jenkins from the Chicago Cubs for 3B Bill Madlock and 2B Vic Harris.
- May 29, 1974: Bradford G. Corbett forms group and purchases franchise from Bob Short. Corbett selects former Yankees infielder Bobby Brown as team president.
- August 30, 1974: Second baseman Dave Nelson ties a major league record by stealing second, third and home in the first inning against Cleveland's Dick Bosman.
- October 2, 1974: Texas finishes with an 84-76 record, in second place, five games behind eventual world champion Oakland. First baseman Mike Hargrove is the league Rookie of the Year. Jeff Burroughs is the AL MVP, Billy Martin is the Manager of the Year and Fergie Jenkins is the Comeback Player of the Year, second only to the A's Catfish Hunter in Cy Young voting.
- July 21, 1975: Billy Martin is fired as Texas manager after leading the team to a 44-51 record. Third base coach Frank Lucchesi takes over on an interim basis and guides the team to a 35-32 record (79-83 overall).
- June 25, 1976: Shortstop Toby Harrah plays a complete doubleheader without handling a chance in the field, a major league record.
- December, 1976: The Rangers and the City of Arlington agree on a two-year program to renovate and enlarge Arlington Stadium to 42,000.
- May 15, 1977: Willie Horton becomes the first Ranger to hit three home runs in one game in a 7-3 victory over Kansas City.
- June 22, 1977: After a 31-31 start, Frank Lucchesi is replaced as manager by Eddie Stanky, who guides the club to a 10-8 win over Minnesota but steps down after just one game.
- June 23, 1977: Rangers coach Connie Ryan takes over as interim manager.
- June 28, 1977: Bill Hunter, in his 14th year as a coach with the Baltimore Orioles, takes over as manager of the Rangers. He would guide the club to a 60-33 (.645) over the remainder of the season.
- August 8, 1977: Texas turns the first triple play in team history. With runners on first and second, Oakland's Manny Sanguillen grounds to third baseman Toby Harrah, who steps on third and throws to Bump Wills at second for the force. Wills relays to Mike Hargrove at first to complete the triple play.
- August 27, 1977: On consecutive pitches by New York pitcher Ken Clay, Toby Harrah and Bump Wills hit inside-the-park home runs at Yankee Stadium.
- September 22, 1977: Bert Blyleven throws the Rangers' second no-hitter by blanking the Angels at Anaheim, 6-0.
- October 1, 1978: Pat Corrales, a Texas coach since 1975, replaces Bill Hunter as manager before the final game of the season. The Rangers down the Mariners, 9-4, in Corrales' debut.
- December 8, 1978: Texas trades Toby Harrah to the Indians for all-star third baseman Buddy Bell.
- April 29, 1980: Corbett sells majority interest in Rangers to H.E. (Eddie) Chiles.
- May 3, 1980: Fergie Jenkins becomes the fourth pitcher in history to win 100 games in each league when he downs Baltimore, 3-2, at Arlington Stadium.
- November 12, 1980: Former Senator Don Zimmer is named as the Rangers' eighth manager.
- April 30, 1981: Lefthander Rick Honeycutt sets a club record with his fourth consecutive shutout, a 7-0, five-hitter over Kansas City at Arlington Stadium.
- May 25, 1981: Bill Stein sets an AL record with his seventh consecutive pinch hit, breaking the mark of Baltimore's Bob Johnson.
- June 11, 1981: Fergie Jenkins and the Rangers blow a 3-1, sixth-inning lead as the Brewers rally for a 6-3 victory on the last day before the players' strike. Had Texas held on to it, it would have remained in first place and clinched a playoff spot.
- July 4-7-10, 1982: Larry Parrish ties a ML record with 3 grand slams in one week. In 10 games, Parrish collects 19 RBI and bats .514 (18-35).
- July 28, 1982: Don Zimmer is dismissed as Rangers' manager. Coach Darrell Johnson is named interim manager.

FRONT OFFICE

COACHES

PLAYERS

2022 REVIEW

OPONENTS

RECORDS

DEVELOPMENT

MEDIA

November 1, 1982: Former Astros third baseman Doug Rader is tabbed as Rangers skipper.

July 3, 1983: The Rangers set a major league record by scoring 12 runs in an extra inning. Texas send 16 batters to the plate in the 15th inning at Oakland to post a 16-4 victory.

August 11, 1983: The City of Arlington and the Rangers announce a new option contract giving the ballpark complete control of Arlington Stadium.

October, 1983: The Rangers finish the season with a 3.31 ERA and a .962 fielding percentage, both best in the American League.

September 30, 1984: California's Mike Witt becomes 13th pitcher in ML history with a perfect game when he retires 27 straight Rangers at Arlington Stadium.

April 29, 1985: Larry Parrish hits three homers as Texas defeats the Yankees, 7-5, at Arlington Stadium. It is the fourth time in his career for Parrish to accomplish the feat and he becomes the fifth player in major league history to do it in both leagues.

May 16, 1985: Bobby Valentine is named to succeed Doug Rader as Rangers manager.

July 23, 1985: Oddibe McDowell becomes the first Ranger ever to hit for the cycle with a 5-for-5 effort against the Cleveland Indians at Arlington Stadium. His eight consecutive hits (three the previous game) tie a team record.

November 3, 1987: The Rangers purchase Arlington Stadium from the City of Arlington.

December 7, 1988: 41-year-old pitcher Nolan Ryan signs with the Rangers as a free agent.

March 18, 1989: An investor group led by George W. Bush and Edward W. (Rusty) Rose purchases controlling interest in the Rangers from Eddie Chiles.

August 22, 1989: Nolan Ryan strikes out Oakland's Ricky Henderson to become the first pitcher in ML history to record 5,000 career strikeouts.

June 11, 1990: At Oakland, Nolan Ryan pitches his sixth career no-hitter in a 5-0 shutout over the A's.

July 31, 1990: Nolan Ryan defeats the Brewers, 11-3, at Milwaukee for his 300th career victory.

October 24, 1990: The Rangers and the City of Arlington announce plans to build a new ballpark and complex adjacent to Arlington Stadium.

January 19, 1991: City of Arlington voters approve a one-half cent sales tax to finance up to \$135 million of municipal bonds for construction of ballpark.

May 1, 1991: Nolan Ryan throws his seventh career no-hitter in a 3-0 win over Toronto at Arlington Stadium. His seven no-hitters are a major league record and at 44 years, three months and one day, Ryan is the oldest pitcher ever to throw a no-hitter.

October 30, 1991: Official groundbreaking ceremony takes place for new ballpark complex.

April 24, 1992: Actual construction begins on the new ballpark with the first game to take place on Opening Day, 1994.

July 9, 1992: Bobby Valentine is dismissed as manager, and replaced on an interim basis by Toby Harrah. A week later, Harrah accepts the position on a full-time basis.

October 26, 1992: Kevin Kennedy is appointed as Rangers manager.

September 12, 1993: Nolan Ryan pitches in his final game at Arlington Stadium on "Nolan Ryan Appreciation Day." The Twins post a 4-2 victory over the Rangers, but following the game, Ryan is honored in an on-field ceremony.

October 3, 1993: The Royals defeat the Rangers, 4-1, before 41,039 at the final game in Arlington Stadium history. Arlington Stadium closes its doors after hosting major league baseball for 22 years.

April 1, 1994: The Rangers play the first game at The Ballpark in Arlington, losing to the New York Mets in an exhibition contest, 10-7.

April 21, 1994: The Rangers fall to Milwaukee, 4-3, in the first regular-season game at The Ballpark in Arlington.

July 28, 1994: Kenny Rogers becomes the first Ranger pitcher to ever throw a perfect game, blanking the Angels, 4-0, at The Ballpark in Arlington.

October 14, 1994: Johnny Oates, manager of the Baltimore Orioles since 1991, is named as the 14th full-time manager in Rangers history.

July 11, 1995: The Rangers host the 66th All-Star Game at The Ballpark in Arlington, as the NL posts a 3-2 victory over the AL.

September 15, 1996: Texas retires Nolan Ryan's uniform number 34, the first retired number in franchise history.

September 27, 1996: The Rangers clinch their first post-season appearance in franchise history as Seattle loses to Oakland, giving Texas the American League West Division championship.

October 1, 1996: The Rangers play the first post-season game in franchise history, defeating the New York Yankees, 6-2, in Game One of the American League Division Series at Yankee Stadium.

October 4, 1996: Playoff baseball finally comes to Arlington, but the Yankees score 2 runs in the 9th inning for a 3-2 victory over Texas.

November, 1996: Johnny Oates becomes the first Texas manager to win the BBWAAAL Manager of the Year award. Juan Gonzalez, who set team records with 47 homers and 144 RBI, becomes the second Rangers player to win the BBWAAAL Most Valuable Player award.

December 16, 1996: John Wetteland, the 1996 World Series MVP with the Yankees, signs a four-year contract to pitch for the Rangers.

June 12, 1997: The San Francisco Giants defeat the Rangers, 4-3, before 46,507 at The Ballpark in Arlington in the first regular season interleague game in major league history. Darren Oliver throws the first pitch.

June 30, 1997: Bobby Witt hits a solo homer off Ismael Valdes at Dodger Stadium, the first American League pitcher to go deep in a regular season game since Baltimore's Ricco Harrison on October 3, 1972 (first game) at Cleveland. It is the first home run by a pitcher in Texas Rangers history.

January 7, 1998: An investor group led by Thomas O. Hicks agrees to acquire the Rangers in a \$250 million transaction.

June 10, 1998: Major League owners unanimously approve transfer of ownership of Texas Rangers to Thomas O. Hicks at ML meetings in Seattle.

September 25, 1998: The Rangers clinch American League West Division Championship in Seattle when Anaheim loses to Oakland.

October 2, 1998: The New York Yankees complete a three-game sweep of the Rangers in AL Division Series with a 4-0 win at The Ballpark in Arlington. The game is delayed 3:16 in the sixth inning due to rain.

January 5, 1999: Nolan Ryan elected to National Baseball Hall of Fame in his first year of eligibility. He announced that he will be the first Hall of Famer to ever have a Texas Rangers cap on his plaque in Cooperstown, N.Y.

April 29, 1999: Tom Schieffer resigns as Rangers President.

May 7, 1999: Jim Lites named Rangers President.

July 25, 1999: Nolan Ryan inducted into the National Baseball Hall of Fame in Cooperstown, NY.

Sept. 26, 1999: The Rangers defeat Oakland, 10-3, to clinch the American League West Division title.

Oct. 9, 1999: The New York Yankees win their ninth straight playoff game against the Rangers, completing their second straight three-game sweep of the Rangers in the AL Division Series with a 3-0 win at The Ballpark in Arlington.

November 18, 1999: Ivan Rodriguez wins the 1999 BBWAAAL Most Valuable Player Award.

Dec. 11, 2000: The Rangers complete a busy 4 days at the Baseball Winter Meetings in Dallas by signing free agent shortstop Alex Rodriguez to a 10-year contract. Texas also adds 3 other free agents, pitcher Mark Petkovsek and infielders Ken Caminiti and Andres Galarraga during the meetings.

May 4, 2001: Johnny Oates steps down as manager. Third base coach Jerry Narron named manager for remainder of season. Narron receives two-year contract extension through 2003 on June 2.

September 28, 2001: Alex Rodriguez becomes the first shortstop in Major League history to hit 50 homers in a season with his blast off Ismael Valdes at Anaheim. Rodriguez leads the American League with a club-record 52 homers.

October 7, 2001: Doug Melvin dismissed as General Manager.

November 1, 2001: John Hart appointed Rangers seventh General Manager, receiving a three-year contract. Grady Fuson named Assistant General Manager, Player Development and Scouting.

March 18, 2002: Jim Lites resigns as Rangers President, Mike Cramer, President of Southwest Sports Group, assumes duties as team president.

October 1, 2002: Jerry Narron dismissed as Manager.

October 11, 2002: Buck Showalter signs four-year contract as Rangers manager.

May 11, 2003: Rafael Palmeiro becomes the 19th player in ML history to hit 500 HRs, connecting off Cleveland's David Elder in the 7th inning.

August 2, 2003: Charlie Hough, Johnny Oates, Nolan Ryan and Jim Sundberg become first inductees in Texas Rangers Baseball Hall of Fame.

May 7, 2004: The Rangers' home park is officially named "Ameriquest Field in Arlington" following the announcement of a 30-year agreement with Ameriquest Mortgage Company.

July 31, 2004: Buddy Bell, Ferguson Jenkins and Tom Vandergriff are inducted into the Texas Rangers Hall of Fame prior to a 9-4 loss to the Athletics.

October 29, 2004: Jeff Cogen is named Rangers Team President.

August 5, 2005: John Wetteland and Mark Holtz are inducted into the Texas Rangers Hall of Fame prior to a 10-5 loss to the Baltimore Orioles.

August 6, 2005: Texas retires Johnny Oates' uniform number 26 prior to a 10-3 victory over the Baltimore Orioles.

October 4, 2005: John Hart resigns as Executive Vice President/General Manager to become Senior Advisor/Baseball Operations and Assistant General Manager. Jon Daniels is promoted to GM. Daniels becomes the youngest GM in Major League Baseball history at 28 years, 41 days.

April 28, 2006: Kevin Mench homers in his 7th consecutive game, becoming the first right-handed batter in ML history to accomplish that feat.

July 11, 2006: Michael Young named All-Star Game MVP with 2-run, game-winning triple in the 9th inning at Pittsburgh's PNC Park.

October 4, 2006: Buck Showalter dismissed as manager.

November 6, 2006: Ron Washington is named the 17th full-time manager in club history.

March 19, 2007: Club's home renamed Rangers Ballpark in Arlington.

August 11, 2007: Rusty Greer is inducted into the Texas Rangers Hall of Fame prior to a 3-0 loss to Tampa Bay at Rangers Ballpark.  
 August 22, 2007: The Rangers establish several modern Major League records with a 30-3 win in the first game of a doubleheader in Baltimore.  
 February 6, 2008: Nolan Ryan returns to the club as Team President, just the third Hall of Fame Team President in major league history.  
 July 14, 2008: Josh Hamilton captures the nation's attention with his record-setting performance in the Home Run Derby at Yankee Stadium.  
 April 15, 2009: Ian Kinsler becomes the first player since 1900 to record a 6-hit cycle in a 9-inning game in the Rangers' 19-6 win vs. Baltimore.  
 August 1, 2009: Toby Harrah and Ruben Sierra become the 11th and 12th members to be inducted into the Texas Rangers Hall of Fame.  
 August 12, 2010: Rangers Baseball Express LLC, the group headed by Chuck Greenberg and Nolan Ryan, completes its purchase of the Texas Rangers to become the sixth owner in team history.  
 September 25, 2010: The Rangers win in Oakland, 4-3, to clinch the A.L. West Division title and earn a playoff spot for the first time since 1999.  
 October 12, 2010: The Rangers capture the first postseason series in franchise history, winning at Tampa Bay, 5-1, to capture the ALDS, 3-2.  
 October 22, 2010: The Rangers earn their first American League pennant with a 6-1 victory over the New York Yankees in Game 6 of the ALCS.  
 October 27, 2010: The Rangers lose at San Francisco, 11-7, in the first World Series game in franchise history.  
 October 30, 2010: The Rangers earn the first World Series victory in franchise history with a 4-2 victory over the Giants in Game 3 at Rangers Ballpark.  
 March 11, 2011: Nolan Ryan named CEO after Chuck Greenberg leaves organization.

August 6, 2011: LHP Kenny Rogers inducted as the 14th member of the Texas Rangers Hall of Fame  
 September 23, 2011: The Rangers clinch their 2nd consecutive A.L. West Division title with a win over Seattle and a Los Angeles Angels loss to Oakland.  
 October 4, 2011: The Rangers earn a 2nd straight 4-3 victory at Tampa Bay to win their American League Division Series, 3 games to one.  
 October 15, 2011: The Rangers win a 2nd consecutive American League pennant with a 15-5 victory over Detroit in Game 6 of the ALCS.  
 October 28, 2011: The Rangers lose at St. Louis, 6-2, giving the Cardinals the World Series championship in an exciting 7-game series.  
 January 18, 2012: The Rangers sign Nippon Professional Baseball star pitcher Yu Darvish to a 6-year contract.  
 May 8, 2012: Josh Hamilton produces the 16th four-homer game in Major League history at Baltimore.

July 5, 2012: Yu Darvish selected to A.L. All-Star Team in All-Star Game Final Vote balloting to give the Rangers a team-record eight All-Stars.  
 September 30, 2012: The Rangers defeat the Los Angeles Angels, 8-7, in the night game of the first home split doubleheader in team history to clinch their third consecutive playoff appearance.  
 October 5, 2012: The Rangers are eliminated from the playoffs with a 5-1 loss to the Orioles in Arlington in the first-ever A.L. Wild Card Game.  
 August 4, 2013: Ron Washington becomes the Rangers' all-time winningest manager with his 582nd career victory at Oakland.  
 October 1, 2013: In a tiebreaker game to decide the second A.L. Wild Card, the Rangers lose to Tampa Bay, 5-2 at Arlington.  
 October 17, 2013: Nolan Ryan announces his retirement as CEO of the Texas Rangers.  
 February 5, 2014: The Rangers and Globe Life Accident And Insurance Company announce a 10-year agreement establishing Globe Life Park in Arlington as the new name for Rangers Ballpark in Arlington.  
 September 5, 2014: Ron Washington resigns as manager. Tim Bogar appointed interim manager for remainder of season.  
 October 16, 2014: Jeff Banister appointed as the 18th full-time manager in Rangers history.  
 July 11, 2015: Juan Gonzalez and Jeff Russell are inducted as the 18th and 19th members of the Texas Rangers Baseball Hall of Fame.  
 August 3, 2015: Adrian Beltré becomes the fourth player in Major League history to hit for the cycle on three occasions in a 12-9 win over Houston at Globe Life Park in Arlington.

October 4, 2015: Cole Hamels pitches a 3-hit complete game as the Rangers defeat the Los Angeles Angels, 9-2 to clinch their sixth A.L. West Division title.  
 October 14, 2015: Backed by a four-run seventh inning, the Toronto Blue Jays advance to the ALCS with a 6-3 win over the Rangers in Game 5 of the ALDS at Rogers Centre.  
 May 20, 2016: The Rangers and the City of Arlington announce a master agreement for a public-private partnership to build a new ballpark that will be located south of Globe Life Park in Arlington and open for the 2020 season.  
 June 30, 2016: Michael Young is inducted as the 20th member of the Texas Rangers Baseball Hall of Fame.  
 September 23, 2016: The Rangers clinch their 2nd consecutive and 7th overall A.L. West Division title with a 3-0 win in Oakland.  
 October 9, 2016: The Rangers drop a 7-6, 10-inning decision at Toronto to give the Blue Jays a 3-game sweep in the ALDS.  
 November 8, 2016: The City of Arlington's bonds to finance the new ballpark project are approved by the voters in a City referendum.  
 January 18, 2017: Ivan Rodriguez becomes the 52nd player elected by the BBWAA to the National Baseball Hall of Fame on the first ballot.

July 30, 2017: Adrian Beltré becomes the 31st player in Major League history to reach the 3,000 career hit plateau with his fourth inning double off Baltimore's Wade Miley at Globe Life Park in Arlington.  
 July 30, 2017: Ivan Rodriguez joins Jeff Bagwell, Tim Lincecum, John Schueholz, and Allan H. "Bud" Selig as inductees in the class of 2017 into the National Baseball Hall of Fame in Cooperstown, New York.  
 September 28, 2017: The official groundbreaking for the new Globe Life Field takes place on the ballpark site in Arlington.  
 August 7, 2018: Bartolo Colon recorded his 246th career win to become the all-time Major League leader in victories by a native of Latin America.  
 September 21, 2018: Jeff Banister was dismissed as Rangers' manager. Don Wakamatsu named interim manager.  
 November 3, 2018: Chris Woodward was appointed as the 19th fulltime manager in Texas Rangers' history.  
 November 20, 2018: Adrián Beltré announced his retirement as an active player.  
 January 25, 2019: The Rangers announced that the club will retire Adrián Beltré's uniform number 29 on June 8, 2019.  
 June 8, 2019: Adrián Beltré becomes the fourth Rangers' player to have his number retired (#29).

August 17, 2019: Former Arlington Mayor Richard Greene and outfielder Josh Hamilton are inducted as the 21st and 22nd members of the Texas Rangers Baseball Hall of Fame.  
 August 31, 2019: Michael Young becomes the fifth Rangers' player to have his number retired (#10).  
 September 29, 2019: The Rangers defeat the New York Yankees, 6-1 in the 2,081st and final regular season baseball game at Globe Life Park in Arlington.  
 July 21, 2020: The Rangers dropped a 5-1 exhibition game decision to the Colorado Rockies in the first MLB game played at Globe Life Field.  
 July 24, 2020: In the first regular season game played at Globe Life Field, the Rangers defeated the Rockies, 1-0. Due to COVID-19 restrictions, no fans were permitted during the 30-game home schedule in 2020.

October 27, 2020: The Los Angeles Dodgers defeated the Tampa Bay Rays, 3-1 to win the 116th World Series, 4 games to 2. Globe Life Field hosted 16 playoff games in the NLDS, NLCS, and WS in the first neutral site postseason.  
 December 4, 2020: Former Major League pitcher Chris Young was appointed as the ninth General Manager in club history.  
 April 5, 2021: A sellout crowd of 38,238 attended the Rangers' 6-2 loss to Toronto in the home opener. It marked the first Rangers' regular season game at Globe Life Field with fans.  
 August 14, 2021: Third baseman Adrian Beltré and longtime public address announcer Chuck Morgan were inducted as the 23rd and 24th members of the Texas Rangers Baseball Hall of Fame.  
 December 1, 2021: Over a span of six hours, the Rangers held four separate press conferences at Globe Life Field to announce the free agent signings of OF Kole Calhoun, 2B Marcus Semien, SS Corey Seager, and RHP Jon Gray.  
 August 13, 2022: Second baseman Ian Kinsler and longtime communications executive John Blake inducted into the Texas Rangers Baseball Hall of Fame.

August 15, 2022: Chris Woodward dismissed as manager. Tony Beasley named interim manager for remainder of season.  
 August 17, 2022: President of Baseball Operations Jon Daniels relieved of duties. EVP & General Manager Chris Young assumed oversight of baseball operations.  
 October 4, 2022: In the second game of a doubleheader at Globe Life Field, the New York Yankees' Aaron Judge set the single season A.L. home run record, leading off the game with a blast off Jesus Tinoco for his 62nd HR of the season.  
 October 21, 2022: Bruce Bochy agreed to a three-year contract to become the Texas Rangers 20th full-time manager.  
 December 2, 2022: Two-time N.L. Cy Young Award winner Jacob deGrom signed a five-year free agent contract.



# AWARDS

## MAJOR AWARD WINNERS

Most Valuable Player, AL (BBWAA): ..... Jeff Burroughs (1974); Juan Gonzalez (1996 and 1998); Ivan Rodriguez (1999); Alex Rodriguez (2003); Josh Hamilton (2010)

### Player of the Year

*The Sporting News*  
 American League..... Jeff Burroughs (1974); Ruben Sierra (1989)  
 Major League ..... Rafael Palmeiro (1999); Alex Rodriguez (2002); Josh Hamilton (2010)

### Baseball America

Major League ..... Alex Rodriguez (2002)

Manager of the Year, AL (BBWAA): ..... Johnny Oates (1996\*); Buck Showalter (2004); Jeff Banister (2015)

Manager of the Year, AL (AP): ..... Billy Martin (1974)

Manager of the Year, AL (UPI): ..... Billy Martin (1974), Bobby Valentine (1986)

Manager of the Year, AL (*The Sporting News*): ..... Johnny Oates (1996)

..... Buck Showalter (2004)

..... Doug Melvin (1996)

Executive of the Year (Baseball America): ..... Doug Melvin (1998), Jon Daniels (2010)

Rookie of the Year, AL (BBWAA): ..... Mike Hargrove (1974); Neftali Feliz (2010)

Rookie of the Year, AL (*The Sporting News*): ..... Mike Hargrove (1974), Pat Putnam (1979), Adolis Garcia (2021)

Comeback Player of the Year, AL (*The Sporting News*): ..... Ferguson Jenkins (1974), Jose Guzman (1991); Jose Canseco (1994);

Kevin Elster (1996); Ruben Sierra (2001); Vladimir Guerrero (2010); Prince Fielder (2015); Hunter Pence (2019)

Comeback Player of the Year, AL (Major League Baseball): ..... Prince Fielder (2015)

Fireman of the Year, AL (*The Sporting News*, Rolaids): ..... Jim Kern (1979), Jeff Russell (1989)

Hank Aaron Award, AL (MLB): ..... Alex Rodriguez (2001; 2002; 2003)

\*Shared award with Joe Torre (NY)

## VARIOUS AWARDS

A.L. PLAYER/PITCHER OF THE MONTH			TOPPS ROOKIE ALL-STAR TEAM			RAWLINGS GOLD GLOVE			
YEAR	PLAYER	MONTH	YEAR	PLAYER	YEAR	PLAYER	MONTH	YEAR	PLAYER
			1974	Mike Hargrove, 1B	1976	Jim Sundberg, C			
1979	Jim Kern, P	May	1977	Bump Wills, 2B	1977	Jim Sundberg, C			
1983	Rick Honeycutt, P	April	1979	Pat Putnam, 1B		Juan Beniquez, OF			
	Charlie Hough, P	June		Billy Sample, OF	1978	Jim Sundberg, C			
1984	Charlie Hough, P	June	1985	Oddibe McDowell, OF	1979	Jim Sundberg, C			
	Gary Ward, OF	August	1986	Pete Incaviglia, OF		Buddy Bell, 3B			
1986	Scott Fletcher, SS	July	1988	Cecil Espy, OF	1980	Jim Sundberg, C			
1987	Larry Parrish, DH	May	1990	Jeff Huson, SS		Buddy Bell, 3B			
1989	Ruben Sierra, OF	July	1991	Ivan Rodriguez, C	1981	Jim Sundberg, C			
1990	Bobby Witt, P*	July	2000	Mike Lamb, 3B		Buddy Bell, 3B			
1991	Ruben Sierra, OF	May	2003	Mark Teixeira, 1B	1982	Buddy Bell, 3B			
1993	Rafael Palmeiro, 1B	July	2008	David Murphy, OF	1983	Buddy Bell, 3B			
1995	Kenny Rogers, P	May	2009	Elvis Andrus, SS	1984	Buddy Bell, 3B			
1996	Juan Gonzalez, OF	July	2010	Neftali Feliz, RP	1990	Gary Pettis, OF			
1997	Juan Gonzalez, OF	Sept.	2012	Yu Darvish, SP	1992	Ivan Rodriguez, C			
1998	Ivan Rodriguez, C	April	2016	Nomar Mazara, OF	1993	Ivan Rodriguez, C			
	Rick Helling, P	Sept.	2021	Adolis Garcia, OF	1994	Ivan Rodriguez, C			
1999	Rafael Palmeiro, 1B/DH	June			1995	Ivan Rodriguez, C			
	Rafael Palmeiro, 1B	August			1996	Ivan Rodriguez, C			
	Ivan Rodriguez, C	August			1997	Ivan Rodriguez, C			
2002	Alex Rodriguez, SS	July			1998	Ivan Rodriguez, C			
	Alex Rodriguez, SS	August			1999	Ivan Rodriguez, C			
2003	Alex Rodriguez, SS	August	1989	Harold Baines, DH		Rafael Palmeiro, 1B			
2004	Mark Teixeira, 1B	July		Julio Franco, 2B	2000	Ivan Rodriguez, C			
2005	Kenny Rogers, P	May		Ruben Sierra, OF		Kenny Rogers, P			
2008	Josh Hamilton, OF	April	1990	Julio Franco, 2B	2001	Ivan Rodriguez, C			
	Josh Hamilton, OF	May	1991	Julio Franco, 2B	2002	Alex Rodriguez, SS			
2010	Josh Hamilton, OF	June	1992	Juan Gonzalez, OF		Kenny Rogers, P			
2011	Adrian Beltre, 3B	Sept.	1993	Juan Gonzalez, OF	2003	Alex Rodriguez, SS			
2012	Josh Hamilton, OF	April	1994	Ivan Rodriguez, C	2004	Kenny Rogers, P			
	Josh Hamilton, OF	May	1995	Ivan Rodriguez, C	2005	Kenny Rogers, P			
	Matt Harrison, P	June	1996	Juan Gonzalez, OF		Mark Teixeira, 1B			
	Adrian Beltre, 3B	Sept.		Ivan Rodriguez, C	2006	Mark Teixeira, 1B			
2013	Adrian Beltre, 3B	July	1997	Juan Gonzalez, OF	2008	Michael Young, SS			
2015	Shin-Soo Choo, OF	Sept.		Ivan Rodriguez, C	2011	Adrian Beltre, 3B^			
2022	Martin Pérez, P	May	1998	Juan Gonzalez, OF	2012	Adrian Beltre, 3B^			
				Ivan Rodriguez, C	2016	Adrian Beltre, 3B			
			1999	Rafael Palmeiro, DH		Mitch Moreland, 1B			
				Ivan Rodriguez, C	2020	Joey Gallo, RF			
			2001	Alex Rodriguez, SS		Isiah Kiner-Falefa, 3B			
			2002	Alex Rodriguez, SS					
			2003	Alex Rodriguez, SS					
			2004	Mark Teixeira, 1B					
				Alfonso Soriano, 2B					
2004	Gerald Laird, C	April		Mark Teixeira, 1B					
	Frank Francisco, RHP	August	2005	Alfonso Soriano, 2B					
2010	Neftali Feliz, RHP	Sept.		Josh Hamilton, OF					
2012	Yu Darvish, RHP	April	2008	Josh Hamilton, OF					
2013	Justin Grimm, RHP	April	2010	Vladimir Guerrero, DH					
	Martin Perez, LHP	August		Adrian Beltre, 3B					
2015	Delino DeShields, OF	May	2011	Josh Hamilton, OF					
2016	Nomar Mazara, OF	April	2012	Adrian Beltre, 3B					
	Nomar Mazara, OF	May	2014	Nathaniel Lowe, 1B					
2021	Adolis Garcia, OF	May	2022						

**NOTE:** In 1979, the American League started a Pitcher of the Month Award in addition to the Player of the Month.  
 \*Shared Award with California's Chuck Finley

### A.L. ROOKIE OF THE MONTH

YEAR	PLAYER	MONTH
2004	Gerald Laird, C	April
	Frank Francisco, RHP	August
2010	Neftali Feliz, RHP	Sept.
2012	Yu Darvish, RHP	April
2013	Justin Grimm, RHP	April
	Martin Perez, LHP	August
2015	Delino DeShields, OF	May
2016	Nomar Mazara, OF	April
	Nomar Mazara, OF	May
2021	Adolis Garcia, OF	May

**DALLAS-FORT WORTH BBWAA CHAPTER AWARD WINNERS**

YEAR	PLAYER	PITCHER	ROOKIE
1973	Jeff Burroughs	Jim Bibby	----
1974	Jeff Burroughs	Ferguson Jenkins	Mike Hargrove
1975	Tommy Harrah	Gaylord Perry	Roy Howell
1976	Toby Griev	Nelson Briles	Tommy Boggs
1977	Jim Sundberg	Doyle Alexander	Bump Wills
1978	Al Oliver	Ferguson Jenkins	Steve Comer
1979	Buddy Bell	Jim Kern	Pat Putnam
1980	Mickey Rivers	Danny Darwin	John Butcher
1981	Buddy Bell	Steve Comer/ Rick Honeycutt	Dave Schmidt
1982	Buddy Bell	Charlie Hough	Dave Hostetler
1983	George Wright	Charlie Hough	Mike Smithson
1984	Larry Parrish	Frank Tanana	Curtis Wilkerson
1985	Pete O'Brien	Charlie Hough	Oddibe McDowell
1986	Larry Parrish	Charlie Hough	Pete Incaviglia
1987	Ruben Sierra	Charlie Hough	Jerry Browne
1988	Ruben Sierra	Charlie Hough	Cecil Espy
1989	Ruben Sierra	Nolan Ryan	Kevin Brown
1990	Rafael Palmeiro	Bobby Witt	Jeff Huson
1991	Ruben Sierra	Jose Guzman	Ivan Rodríguez
1992	Juan Gonzalez	Kevin Brown	Jeff Frye
1993	Juan Gonzalez	Tom Henke	Dan Hulse
1994	Jose Canseco	Kenny Rogers	Rusty Greer
1995	Ivan Rodriguez	Kenny Rogers	Benji Gil
1996	Juan Gonzalez	Ken Hill	Mark Brandenburg
1997	Juan Gonzalez	Darren Oliver	Danny Patterson
1998	Juan Gonzalez	Rick Helling	not awarded
1999	Rafael Palmeiro	Aaron Sele	Jeff Zimmerman
2000	Rafael Palmeiro	Rick Helling	Mike Lamb
2001	Alex Rodriguez	Jeff Zimmerman	Michael Young
2002	Alex Rodriguez	Kenny Rogers	Kevin Mench
2003	Alex Rodriguez	John Thomson	Mark Teixeira
2004	Michael Young	Francisco Cordero	Frank Francisco
2005	Michael Young	Kenny Rogers	Chris Young
2006	Gary Matthews Jr.	Akinori Otsuka	Ian Kinsler
2007	Michael Young	Joaquin Benoit	Dan Murphy
2008	Josh Hamilton	Vicente Padilla	Chris Davis
2009	Michael Young	Scott Feldman	Elvis Andrus
2010	Josh Hamilton	C.J. Wilson	Neftali Feliz
2011	Michael Young	C.J. Wilson	Craig Greer
2012	Adrian Beltré	Matt Harrison	Yu Darvish
2013	Adrian Beltré	Yu Darvish	Martin Perez
2014	Adrian Beltré	Yu Darvish	Rougned Odor
2015	Prince Fielder	Shawn Tolleson	Delino DeShields
2016	Adrian Beltré	Cole Hamels	Nomar Mazara
2017	Elvis Andrus	Alex Claudio	Austin Bibens-Dirkx
2018	Shin-Soo Choo	José Leclerc	Isiah Kiner-Falefa
2019	Danny Santana	Mike Minor	Nick Solak
2020	Isiah Kiner-Falefa	Lance Lynn	Jonathan Hernández
2021	Adolis García	Dane Dunning	Adolis García
2022	Nathaniel Lowe	Martin Pérez	Brock Burke

\*Awarded posthumously

**RANGERS PLAYERS OF THE MONTH (selected by DFW media)**

YEAR	APRIL	MAY	JUNE	JULY	AUGUST	SEPT./OCT.
1998	Gonzalez & I. Rodriguez	Gonzalez	Clark	Greer	Kelly	Helling & Stottlemeyer
1999	Stevens	Palmeiro	Palmeiro	Zeile	Palmeiro & I. Rodriguez	Gonzalez
2000	I. Rodriguez	Alicea	Rogers	Helling	Greer	Palmeiro
2001	Velarde	A. Rodriguez	Sierra	Zimmerman	Catalanotto	Palmeiro
2002	A. Rodriguez	A. Rodriguez	Mench	A. Rodriguez	A. Rodriguez	A. Rodriguez
2003	Everett	Palmeiro	Garcia	M. Young	A. Rodriguez	M. Young
2004	M. Young	Rogers	Blalock	Teixeira	Cordero	M. Young
2005	Park	Rogers	M. Young	Matthews Jr.	C. Young	Teixeira
2006	Bialock	Matthews Jr.	DeRosa	Teixeira	DeRosa	Tejada
2007	Kinsler	Teixeira	Byrd	C. J. Wilson	Catalanotto	M. Young
2008	Hamilton	Hamilton	Kinsler	C. Davis	Byrd	Blalock
2009	Millwood	Cruz	Millwood	Hunter	Feldman	Byrd
2010	Lewis	Guerrero	Hamilton	Hamilton	C.J. Wilson	Murphy
2011	Ogando	M. Young	C.J. Wilson	Holland	Napoli	Beltré
2012	Hamilton	Hamilton	Harrison	Feldman	Beltré	Beltré
2013	Darvish	Beltré	Cotts & Nathan	Beltré	Beltré	Henry
2014	Perez	Rios	Beltré	Beltré	Rosales	Holland
2015	N. Martinez	Fielder	Moreland	Odor	Gallardo	Choo
2016	Andrus	Desmond	Desmond	Odor	Beltré	Andrus
2017	Gallo	Andrus	Andrus	Beltré	Beltré	Claudio
2018	Colon	Mazara	Choo	Odor	Leclerc	Beltré
2019	Gallo	Pence	Minor	Santana	Calhoun	Odor
2020	—	—	—	—	Lynn	Cody
2021	Gibson	García	Gallo	Hearn	Ibáñez	Barlow
2022	Lowe	Pérez	García	Seager	Lowe	Semien

**MOST TIMES, RANGERS PLAYER OF THE MONTH**

NO.	PLAYER	NO.	PLAYER
12	Adrián Beltré	6	Josh Hamilton
7	Alex Rodriguez	4	Mark Teixeira
7	Michael Young	4	Elvis Andrus
6	Rafael Palmeiro	4	Rougned Odor

**AMERICAN LEAGUE  
PLAYER OF THE WEEK**

Jeff Burroughs	5/21/1974
Jeff Burroughs	9/6/1974
Fergie Jenkins	9/17/1974
Jeff Burroughs	5/2/1976
Bert Blyleven	6/27/1976
Ferguson Jenkins	4/30/1978
Jim Sundberg	5/21/1978
Al Oliver	7/30/1978
Buddy Bell	6/17/1979
Richie Zisk	7/22/1979
Buddy Bell	6/29/1980
Buddy Bell	7/13/1980
Al Oliver	9/21/1980
Al Oliver	5/31/1981
Danny Darwin	6/7/1981
George Wright	6/19/1983
Rick Honeycutt	7/24/1983
Pete O'Brien	5/27/1984
Larry Parrish	6/17/1984
Gary Ward	8/26/1984
Gary Ward	5/26/1985
Oddibe McDowell	7/28/1985
Pete O'Brien	8/25/1985
Oddibe McDowell	6/8/1986
Rafael Palmeiro	5/28/1989
Nolan Ryan	6/7/1990
Nolan Ryan	8/5/1990
Nolan Ryan	5/5/1991
Ruben Sierra	9/8/1991
Rafael Palmeiro	7/12/1992
Kevin Brown	5/9/1993
Rafael Palmeiro	7/4/1993
Rafael Palmeiro	8/1/1993
Will Clark	5/8/1994
Kenny Rogers	7/31/1994
Juan Gonzalez	9/10/1995
Mickey Tettleton	10/1/1995
Dean Palmer	4/21/1996
Juan Gonzalez	8/14/1996
Rusty Greer	6/15/1997
Ivan Rodriguez	5/3/1998
Juan Gonzalez	9/6/1998
Todd Zeile	7/25/1999
Rafael Palmeiro	8/22/1999
Gabe Kapler	7/30/2000
Alex Rodriguez	4/15/2001
Alex Rodriguez	9/23/2001
Michael Young	6/16/2002
Alex Rodriguez	7/14/2002
Alex Rodriguez	6/18/2002
Carl Everett	4/20/2003
Juan Gonzalez	5/4/2003
Mark Teixeira	7/4/2004
Alfonso Soriano	5/9/2005
Mark Teixeira	5/23/2005
Mark Teixeira	9/6/2005
Kevin Mench	5/1/2006
Mark DeRosa	8/14/2006
Gary Matthews Jr.	9/18/2006
Ian Kinsler	4/16/2007
Milton Bradley	6/9/2008
Marlon Byrd	8/11/2008
Frank Blalock	8/30/2008
Ian Kinsler	4/20/2009
Michael Young	8/24/2009
Marlon Byrd	9/28/2009
Nelson Cruz	5/24/2010
Josh Hamilton & Colby Lewis	6/14/2010
Bengie Molina	7/19/2010
Michael Young	6/27/2011
C.J. Wilson	9/12/2011
Josh Hamilton	5/13/2012
Adrian Beltré	8/26/2012
Adrian Beltré	7/7/2013
Alex Rios	9/29/2013
Kevin Koussanoff	4/20/2014
Rougned Odor	7/26/2015
Prince Fielder	9/20/2015
Adrian Beltré	10/4/2015
Mitch Moreland	7/31/2016
Rougned Odor	9/4/2016
Nomar Mazara	4/9/2017
Adrian Beltré	7/30/2017
Rougned Odor	7/22/2018
Rougned Odor	8/5/2018
Joey Gallo	4/7/2019
Adolis García	4/25/2021
Corey Seager	7/10/2022
Nathaniel Lowe	8/28/2022

**MOST TIMES, A.L. PLAYER OF WEEK AS RANGER**

NO.	PLAYER	NO.	PLAYER	NO.	PLAYER
5	Rafael Palmeiro	4	Rougned Odor	3	Nolan Ryan
4	Alex Rodriguez	3	Jeff Burroughs	3	Mark Teixeira
4	Juan Gonzalez	3	Buddy Bell	3	Michael Young
4	Adrián Beltré	3	Al Oliver		

FRONT OFFICE

COACHES

PLAYERS

2022 REVIEW

OPONENTS

RECORDS

DEVELOPMENT

MEDIA

# ALL-STAR GAME APPEARANCES

BATTING	AB	R	H	ZB	3B	HR	RBI
1973 Dave Nelson, 3B	0	0	0	0	0	0	0
Jim Spencer, PH	1	0	0	0	0	0	0
1974 Jeff Burroughs, LF*	0	0	0	0	0	0	0
Jim Sundberg, C	Did not play						
1975 Mike Hargrove, PH	1	0	0	0	0	0	0
Toby Harrah, SS	Did not play						
1976 Toby Harrah, SS*	2	0	0	0	0	0	0
1977 Bert Campaneris, SS	1	1	0	0	0	0	0
1978 Richie Zisk, RF*	2	0	1	0	0	0	0
Jim Sundberg, C	0	0	0	0	0	0	0
1980 Al Oliver, LF	1	0	0	0	0	0	0
Buddy Bell, 3B	2	0	0	0	0	0	0
1981 Al Oliver, PH	1	0	0	0	0	0	0
Buddy Bell, 3B	1	0	0	0	0	0	1
1982 Buddy Bell, 3B	3	0	0	0	0	0	0
1984 Buddy Bell, 3B	1	0	0	0	0	0	0
1985 Gary Ward, PH	1	0	0	0	0	0	0
1987 Larry Parrish, PH	1	0	1	0	0	0	0
1989 Julio Franco, 2B*	3	0	1	0	0	0	0
Ruben Sierra, RF*	3	1	2	0	0	0	1
1990 Julio Franco, 2B (MVP)	3	0	1	1	0	0	2
1991 Rafael Palmeiro, PH-1B	0	0	0	0	0	0	0
Ruben Sierra, PH-OF	2	0	0	0	0	0	0
Julio Franco, 2B	Did not play						
1992 Kevin Brown, P*	1	0	0	0	0	0	0
Ivan Rodriguez, C	2	0	0	0	0	0	0
Ruben Sierra, OF	2	2	1	0	0	1	2
1993 Ivan Rodriguez, C*	2	1	1	1	0	0	0
Juan Gonzalez, RF	1	0	0	0	0	0	0
1994 Ivan Rodriguez, C*	5	1	2	0	0	0	0
Will Clark, 1B	2	0	2	0	0	0	0
1995 Ivan Rodriguez, C*	3	0	0	0	0	0	0
1996 Ivan Rodriguez, C*	2	0	0	0	0	0	0
1997 Ivan Rodriguez, C*	2	0	0	0	0	0	0
1998 Juan Gonzalez, RF*	3	0	0	0	0	0	1
Ivan Rodriguez, C*	4	1	3	0	0	0	1
1999 Rafael Palmeiro, DH*	2	0	1	0	0	0	1
Ivan Rodriguez, C*	2	0	0	0	0	0	0
2000 Ivan Rodriguez, C*	3	0	1	0	0	0	0
2001 Alex Rodriguez, 3B-SS*	2	0	0	0	0	0	0
Ivan Rodriguez, C*	2	0	1	0	0	0	1

PITCHING	IP	H	R	ER	BB	SO
1979 Jim Kern (LP)	2.2	2	2	2	3	3
1983 Rick Honeycutt	2.0	2	2	2	0	0
1986 Charlie Hough	1.2	2	2	1	0	3
1988 Jeff Russell	1.0	1	0	0	1	0
1989 Nolan Ryan (WP)	2.0	1	0	0	0	3
Jeff Russell	1.0	1	1	1	1	0
1992 Kevin Brown* (WP)	1.0	0	0	0	0	1
1995 Kenny Rogers	1.0	1	1	1	0	2
1996 Roger Pavlik	2.0	3	2	2	0	2
1998 John Wetteland	1.0	0	0	0	0	1
Aaron Sele	Did not pitch					
1999 Jeff Zimmerman	1.0	0	0	0	2	0
John Wetteland (SV)	1.0	1	0	0	0	1
2004 Kenny Rogers	Did not pitch					
Francisco Cordero	Did not pitch					
2005 Kenny Rogers	1.0	3	2	2	0	1

BATTING	AB	R	H	ZB	3B	HR	RBI
2002 Alex Rodriguez, SS*	2	0	0	0	0	0	0
2003 Alex Rodriguez, SS*	3	1	1	0	0	0	0
Hank Blalock, PH-3B	1	1	1	0	0	1	2
2004 Alfonso Soriano, 2B (MVP)	3	1	2	0	0	1	3
Michael Young, PH-SS	2	0	0	0	0	0	0
Hank Blalock, PH-3B	2	0	0	0	0	0	0
2005 Alfonso Soriano, PR-2B	1	1	0	0	0	0	0
Mark Teixeira, 1B*	3	1	1	0	0	1	2
Michael Young, SS	1	0	1	1	0	0	0
2006 Michael Young, 2B (MVP)	2	0	1	0	1	0	2
Gary Matthews Jr., LF	1	0	1	0	0	0	0
2007 Michael Young, SS	Did not play						
2008 Josh Hamilton, CF*-LF	3	0	1	0	0	0	0
Milton Bradley, DH*	2	0	0	0	0	0	0
Ian Kinsler, PR-2B	5	0	1	0	0	0	0
Michael Young, SS	4	0	1	0	0	0	1
2009 Josh Hamilton, CF*	3	0	1	0	0	0	1
Michael Young, 3B*	3	0	1	0	0	0	0
Nelson Cruz, OF	Did not play						
2010 Josh Hamilton, CF*-RF	3	0	1	0	0	0	0
Vladimir Guerrero, DH*	2	0	0	0	0	0	0
Elvis Andrus, PR-SS	1	0	0	0	0	0	0
Ian Kinsler, 2B	1	0	0	0	0	0	0
2011 Josh Hamilton, LF*	2	0	1	0	0	0	0
Adrian Beltre, 3B*	2	0	1	0	0	0	0
Michael Young, 3B	1	0	0	0	0	0	0
2012 Josh Hamilton, LF*	2	0	0	0	0	0	0
Adrian Beltre, 3B*	2	0	0	0	0	0	0
Mike Napoli, C*	2	0	1	0	0	0	0
Ian Kinsler, PH-2B	2	0	0	0	0	0	0
Elvis Andrus, 3B	1	0	0	0	0	0	0
2013 Nelson Cruz, RF	1	0	0	0	0	0	0
2014 Adrian Beltre, 3B	0	0	0	0	0	0	0
2015 Prince Fielder, DH	1	0	1	0	0	0	2
2016 Ian Desmond, CF	1	0	0	0	0	0	0
2018 Shin-Soo Choo, PH-DH	2	0	1	0	0	0	0
2019 Joey Gallo, LF	1	1	1	0	0	1	1
Hunter Pence, OF	Did not play						
2021 Joey Gallo, RF	0	0	0	0	0	0	0
Adolis Garcia, CF	2	0	1	1	0	0	0
2022 Corey Seager, SS	1	0	0	0	0	0	0

PITCHING	IP	H	R	ER	BB	SO
2010 Cliff Lee	1.0	0	0	0	0	1
Neftali Feliz	Did not pitch					
2011 C.J. Wilson (LP)	1.0	3	3	3	0	1
Alexi Ogando	0.2	0	0	0	0	0
2012 Joe Nathan	1.0	0	0	0	0	0
Matt Harrison	1.0	4	3	3	0	0
Yu Darvish	Did not pitch					
2013 Joe Nathan (SV)	1.0	1	0	0	0	2
Yu Darvish	Did not pitch					
2014 Yu Darvish	1.0	0	0	0	0	1
2016 Cole Hamels	1.0	2	0	0	0	1
2017 Yu Darvish	Did not pitch					
2019 Mike Minor	Did not pitch					
2021 Kyle Gibson	1.0	1	0	0	0	0
2022 Martin Pérez	1.0	0	0	0	0	0

\* - Starter

## ALL-STAR TIDBITS

- The 2021 contest marked the 1st time for Texas to have 2 outfielders (Joey Gallo/ Adolis Garcia) appear in the same All-Star Game.
- In 2019, Joey Gallo became just the 21st player in ASG history to hit a home run in his first AS at-bat, the 19th to do it in his 1st AS plate appearance.
- Yu Darvish (2012-13-14) became the 2nd A.L. pitcher to ever be an All-Star in as many as his 1st 3 ML seasons ( rookie start in year one), joining Jonathan Papelton in his 1st 4 years with Boston (2006-09).
- A Texas player had a hit in 10 straight All-Star Games with a plate appearance from 2003-12, the lone exception being 2007, when Michael Young (Rangers' only All-Star that year) did not play. Beginning in 1998, a Ranger has had a hit in 15 of the last 21 All-Star Games (Alex Rodriguez was 0-for-2 in 2002, Nelson Cruz was 0-for-1 in 2013, Adrian Beltre walked in lone PA in 2014, Ian Desmond was 0-for-1 in 2016, no player appeared in 2017).
- For the 2012 game in Kansas City, the Rangers set club records with: 8 total All-Stars, 5 position player selections, 3 pitcher selections, and 3 elected starters. It gave the Rangers the most active All-Stars (8) for one club since the 2004 Yankees (8).
- Adrian Beltre became the first Ranger ever elected to start an All-Star Game at third base in 2012, (although there had been 3 previous starts by Rangers at third base). Also in 2012, Mike Napoli joined Ivan Rodriguez (9) as the only Rangers to start a Classic behind the plate.
- In 2012, Yu Darvish became the 4th Rangers rookie selected, joining Jim Sundberg (1974), Jeff Zimmerman (1999), and Neftali Feliz (2010).
- The club saw at least 2 pitcher selections in 4 straight years from 2010-13, and had at least one pitcher in 5 consecutive seasons from 2010-14, this after no pitchers from 2006-09 and only 3 total selections in a 10-year span from 2000-09.
- The Rangers had at least one All-Star starter for 15 consecutive seasons from 1992-2005.
- Adrian Beltre (2, 2011-12), Josh Hamilton (5, 2008-12), Alex Rodriguez (3, 2001-03), and Ivan Rodriguez (9, 1993-2001) are the only Rangers to start more than one AS game.
- Michael Young is the only player with 2 game-winning RBI in the 9th inning or later in All-Star Game history dating to 1933 (2006 and 2008).
- Hank Blalock hit a game-winning, 2-run pinch HR off Eric Gagne in the bottom of the 8th inning to give the A.L. a 7-6 win in 2003 at Chicago's U.S. Cellular Field. He became the 12th player to homer in his first All-Star at-bat.
- Juan Gonzalez (1993) and Ruben Sierra (1989) won the Home Run Derby. Josh Hamilton finished second despite a record showing in 2008, and Nelson Cruz took second in 2009.
- Nolan Ryan became the oldest All-Star winner ever with his relief victory in 1989.
- Kevin Brown is the only Ranger pitcher to ever start an All-Star Game, winning the 1992 game.
- Six Texas managers have served as coaches in an All-Star game; Whitley Herzog - 1973, Billy Martin - 1976, Pat Corrales - 1979, Bobby Valentine - 1988, Johnny Oates - 1995, 1997, Ron Washington - 2007.
- In 1972 infielder Toby Harrah was named to the squad as a replacement for injured Luis Aparicio, becoming the first Ranger All-Star, but Harrah was injured and replaced by Bobby Grich.

FRONT OFFICE  
COACHES  
PLAYERS  
2022 REVIEW  
OPPONENTS  
RECORDS  
DEVELOPMENT  
MEDIA

# MISCELLANEOUS STATS

## RANGERS HITTING FOR THE CYCLE (10)

FRONT OFFICE

**ODDIBE MCDOWELL (7/23/85)** — Oddibe McDowell was the first player in Rangers' history to hit for the cycle, accomplishing that feat on July 23, 1985 vs. Cleveland at Arlington Stadium. McDowell doubled in the first inning, singled in the third and tripled in the fourth off starter Neal Heaton. He added another single in the sixth off Jeff Barkley and achieved the milestone with a solo HR off Tom Waddell in the eighth.

**MARK TEIXEIRA (8/17/04)** — On August 17, 2004 at Rangers Ballpark against Cleveland, Teixeira became the 2nd player in Rangers history to hit for the cycle in a game, the first in over 19 years. Teixeira struck out in the first inning and doubled in the third off Tribe starter Cliff Lee. He homered in the fourth inning and tripled in the fifth off Cleveland reliever Rick White. Teixeira completed his cycle with a seventh inning single off reliever Cliff Bartosh before being removed for a pinch runner. **Notes:** At the time, was the 14th switch-hitter in ML history to hit for the cycle, and had 2 hits from each side of the plate in his cycle, just the 3rd known switch-hitter to do so (no info for Otis Clymer).

COACHES

**GARY MATTHEWS JR. (9/13/06)** — On September 13, 2006 at Comerica Park in Detroit, Gary Matthews Jr. became the 3rd player in Texas Rangers history to hit for the cycle in a game. He went 4-for-4 with 3 runs and 3 RBI, becoming the first Rangers player to hit for the cycle on the road. Matthews singled in the first inning, doubled in the second, and tripled to center field in the fourth off Tiger starter Justin Verlander. He completed the cycle in the rare "natural order" with a solo home run off LHP Mike Caroth on the first pitch to lead off the top of the sixth inning. Matthews became just the 14th player in major league history and seventh in the A.L. to hit for the cycle in natural order (1B, 2B, 3B, HR). Became the 19th switch-hitter in major league history to hit for the cycle.

PLAYERS

**IAN KINSLER (4/15/09)** — On April 15, 2009 at Rangers Ballpark in Arlington, Ian Kinsler became the 4th player in team history to cycle in a game against Baltimore. He went 6-for-6 with 5 runs, 4 RBI, and 13 total bases, becoming the first player in the modern era (since 1900) to have a 6-hit cycle in a 9-inning game. Kinsler doubled in the first inning, homered in the third, and singled in the fourth off starter Mark Hendrickson. He singled again in the fourth off Radhames Liz, tripled in the sixth off Brian Bass, and doubled again in the eighth off Matt Albers. **Notes:** Established a club record for hits in a 9-inning game, and also matched club records for extra-base hits (4) and runs scored (5) in a single game...historic game occurred on Jackie Robinson Day throughout MLB, as he wore a nameless no. 42 jersey for the contest.

2022 REVIEW

**BENIE MOLINA (7/16/10)** — On July 16, 2010 at Fenway Park in Boston, Bengie Molina became the 5th player in team history to cycle. Molina singled in the second and doubled in the fourth off starter Felix Doubront. He then hit a grand slam in the fifth off Fernando Cabrera and tripled in the eighth off Ramon Ramirez to complete his cycle. He left the game with tightness in his right quadriceps after the triple. It was one of 4 cycles in the majors that season, the only one by an A.L. player. **Notes:** It was the 15th time a catcher has hit for the cycle, the first Ranger and first catcher ever with a cycle vs. the Red Sox...he was the 9th player, 8th since 1900, and first catcher ever with a grand slam as part of a cycle... was named A.L. Player of the Week for his efforts.

**ADRIAN BELTRE (8/24/12)** — On Aug. 24, 2012 at Rangers Ballpark against Minnesota, Adrian Beltre posted his second career cycle, the other coming with Seattle on Sept. 1, 2008 in Arlington. He became the first player in the modern era to cycle in the same park as both a home and visiting player. Beltre tripled in the first, doubled in the second, and homered in the fifth off starter Samuel Deduno. He then singled in the seventh off Kyle Waldrop to complete his cycle. **Notes:** Became just the second player in MLB history to have a 3-HR game and cycle in the same week, joining Joe DiMaggio in 1948...it was the first cycle by an A.L. player since Bengie Molina for Texas in 2010.

OPPONENTS

**ALEX RIOS (9/23/13)** — On Sept. 23, 2013 at Rangers Ballpark against Houston, Alex Rios recorded his first career cycle. Texas starter Derek Holland tossed a complete-game shutout in the 12-0 win. Elias Sports Bureau noted it was only the 5th time in a 100-year span for teammates to have a cycle and shutout in the same game, first instance since the 1998 A's (Jimmy Haynes/Mike Blowers). Rios had an RBI double in the first and infield single in the 3rd, both off starter Jordan Lyles. He hit a solo homer in the 5th, and triple to right-center in the 6th, both off David Martinez.

**SHIN-SOO CHOO (7/21/15)** — On July 21, 2015 at Coors Field against Colorado, Shin-Soo Choo recorded his first career cycle in the Rangers' 9-0 win. It was the 3rd time for a Texas batter to cycle in a shutout win, accounting for a 3rd consecutive instance. Choo doubled in the 2nd inning and homered in the 4th inning off Rockies starter Kyle Kendrick, then singled in the 5th inning against Yohan Flande. After grounding out versus Flande in the 7th, Choo led off the 9th with a triple against Rex Brothers to complete his cycle.

RECORDS

**ADRIÁN BELTRÉ (8/3/15)** — Adrian Beltre became just the 4th player in MLB history with 3 career cycles (also Long John Reilly, Bob Meusel, Babe Herman) when he completed the feat on August 3, 2015 vs. Houston. Each of his 3 cycles came in Arlington, the only player ever to cycle 3 times in one park. He became the first batter with multiple cycles in a Texas uniform (also 8/24/12 vs. MIN). Beltre tripled in the first inning off starter Lance McCullers and doubled in the 2nd inning off Josh Fields. He also singled in the 3rd inning and homered in the 5th off Mike Fiers, becoming just the 6th player in the expansion era (since 1961) to hit for the cycle by the end of the 5th (credit Elias). It was the Rangers' 2nd cycle in a span of 2 weeks, the first time in club history with multiple cycles in a single season.

**CARLOS GOMEZ (4/29/17)** — Carlos Gomez registered his second career cycle on April 29, 2017 vs. Los Angeles-AL (also 5/7/08 at CWS), becoming just the fifth player in history to go at least 8 years between cycles (credit Elias). The others were Joe Cronin (1929-40), Joe DiMaggio (1937-48), George Brett (1979-90), and Chris Speier (1978-88). He doubled in the 1st inning, singled in the 3rd, and tripled in the 5th frame, all off Halos starter Jesse Chavez. He then hit a first-pitch home run off reliever Jose Valdez in the 7th, becoming the 4th Ranger ever with a 4-PA cycle (also Molina, Beltre in 2012, and Rios).

DEVELOPMENT

### RANGERS HITTING FOR THE CYCLE (10)

DATE	PLAYER	OPP.	HITS
July 23, 1985	Oddibe McDowell	CLE	2B, 1B, 3B off Neal Heaton 1B off Jeff Barkley HR off Tom Waddell
Aug. 17, 2004	Mark Teixeira	CLE	2B off Cliff Lee HR & 3B off Rick White 1B off Cliff Bartosh
Sept. 13, 2006	Gary Matthews Jr.	@DET	2B, HR, 1B off Justin Verlander HR off Mike Caroth
April 15, 2009	Ian Kinsler	BAL	2B, HR, 1B off Mark Hendrickson 1B off Radhames Liz 3B off Brian Bass 2B off Matt Albers
July 16, 2010	Bengie Molina	@BOS	1B & 2B off Felix Doubront HR off Fernando Cabrera 3B off Ramon Ramirez 3B, 2B, HR off Samuel Deduno
Aug. 24, 2012	Adrian Beltre	MIN	1B off Kyle Waldrop 2B, 1B off Jordan Lyles HR, 3B off David Martinez
Sept. 23, 2013	Alex Rios	HOU	2B, HR off Kyle Kendrick 1B off Yohan Flande 3B off Rex Brothers
July 21, 2015	Shin-Soo Choo	@COL	3B off Rex Brothers 3B off Lance McCullers 2B off Josh Fields 1B and HR off Mike Fiers
Aug. 3, 2015	Adrian Beltre	HOU	2B, 1B, 3B off Jesse Chavez HR off Jose Valdez
April 29, 2017	Carlos Gomez	LAA	

### OPPONENTS HITTING FOR THE CYCLE (7)

DATE	PLAYER	TEAM	HITS
Aug. 29, 1972	Bobby Murcer	@NYY	2B & 3B off Mike Paul 1B off Paul Lindblad HR off Steve Lawson
Sept. 19, 1972	Cesar Tovar	@MIN	1B, 2B, 3B off Dick Bosman HR off Paul Lindblad
May 6, 1984	Cal Ripken Jr.	BAL	3B off Frank Tanana 1B off Jim Bibby 2B & HR off Dave Tobik 2B off Darren Oliver HR off Al Levine
June 10, 1998	Dante Bichette	@COL	3B off John Wetteland 1B off Danny Patterson 3B & 2B off Darren Oliver HR off Pat Mahomes
Aug. 17, 2001	Jeff Frye	@TOR	1B off Kevin Foster 1B, 2B, HR off Adam Eaton
Aug. 16, 2006	Chone Figgins	LAA	3B off Nick Masset HR, 1B, 1B off Matt Harrison
Sept. 1, 2008	Adrian Beltre	SEA	2B off Luis Mendoza 3B off Josh Rupe

MEDIA

**TIED GAMES AND FORFEITS**

DATE	OPPONENT	SCORE	SITUATION
Sept. 12, 1974	at Chicago	2-2	Game called after 6 innings-rain
June 2, 1980	at Chicago	1-1	Game called in bottom of 6th inning-rain
July 26, 1980	at Chicago	1-1	Game called in bottom of 6th inning-rain
May 24, 1983	at Kansas City	2-2	Game called after 5 innings-rain
June 17, 1996	at Baltimore	1-1	Game called in bottom of 6th inning-rain

In addition, the Rangers have earned one win by forfeit, June 4, 1974 at Cleveland. Trailing 5-3 entering the bottom of the ninth inning, the Indians scored twice to tie the game. With runners on first and third and two out in the bottom of the ninth, a large number of fans attending the "10 Cent Beer Night" at Municipal Stadium swarmed onto the field. After about 15 minutes of unruly action, umpire Nestor Chylak declared the Rangers winner by a 9-0 forfeit.

**SUSPENDED GAMES**

DATE	OPPONENT	SITUATION
May 14, 1975	Milwaukee	Game started 1:13 late due to rain and was suspended after 14 innings due to curfew. Resumed on May 15 and won by Milwaukee in 15 innings, 3-2. Second game of doubleheader suspended after nine innings. Resumed on May 27 and won by Texas in 10 innings, 5-4.
May 26, 1976	Kansas City	
April 28, 1989	Boston	Game suspended after 10 innings due to curfew at 1:21 a.m. following rain delay of 2:02. Resumed on April 29 and won by Texas in 12 innings, 7-6.
May 11, 1990	Cleveland	Game suspended at 10:31 p.m. due to rain in the top of the sixth inning with score tied, 4-4. Resumed on May 12 and won by Cleveland in nine innings, 5-4.
May 10, 1994	California	Suspended after eight innings due to curfew at 1:10 a.m. following a rain delay of 2:48 with score tied at 5-5. Resumed on May 11 and won by Angels, 8-6 in 10 innings.

**OLDEST PLAYERS IN RANGERS HISTORY**

PLAYER	LAST GAME WITH RANGERS	AGE
Nolan Ryan	September 22, 1993	46 yrs., 234 days
Bartolo Colon	September 22, 2018	45 yrs., 121 days
Charlie Hough	September 28, 1990	42 yrs., 266 days
Omar Vizquel	October 2, 2009	42 yrs., 161 days
Brian Downing	October 4, 1992	41 yrs., 361 days
Gaylord Perry	August 10, 1980	41 yrs., 330 days
Arthur Rhodes	July 31, 2011	41 yrs., 280 days
Tony Fossas	September 27, 1998	41 yrs., 4 days
Darren Oliver	September 26, 2011	40 yrs., 355 days
Tom Paciorek	October 4, 1987	40 yrs., 336 days

**YOUNGEST PLAYERS IN RANGERS HISTORY**

PLAYER	DEBUT WITH RANGERS	AGE
David Clyde	June 27, 1973	18 yrs., 66 days
Wilson Alvarez	July 24, 1989	19 yrs., 122 days
Jurickson Profar	September 2, 2012	19 yrs., 195 days
Ivan Rodriguez	June 20, 1991	19 yrs., 205 days
Juan Gonzalez	September 1, 1989	19 yrs., 316 days
Edwin Correa	April 9, 1986	19 yrs., 345 days

**PITCHERS AND THE LONG BALL**

On June 30, 1997, at Dodger Stadium, Texas pitcher Bobby Witt belted a solo home run off Ismael Valdez in the sixth inning of a 3-2 Rangers win. It was the first homer by an AL pitcher in a regular season game since Baltimore's Roric Harrison went deep on October 3, 1972 (G1) at Cleveland. In Game 4 of the 1974 World Series, Oakland's Ken Holtzman homered against the Dodgers. Witt hit the first home run by a Rangers pitcher since the franchise moved to Texas in 1972. The most recent homer by a pitcher in the franchise had been by Pete Broberg of the Washington Senators on September 19, 1971 vs. Boston at RFK Stadium.

Yu Darvish hit a home run on Aug. 24, 2016 at Cincinnati's Great American Ball Park off Tim Adleman in the fifth inning for the second and most recent long ball by a Texas pitcher. It snapped the Rangers' 19-year home run drought for pitchers, which had been the fifth-longest among all MLB clubs. Ian Desmond followed Darvish's blast with another home run, the first instance of an A.L. club hitting back-to-back home runs involving a pitcher since Tampa Bay on June 4, 2000 at New York-NL (Felix Martinez and Esteban Yan).

**PITCHERS AT THE PLATE**

Since the designated hitter rule was adopted in 1973, 11 Rangers pitchers have batted in a regular season American League game (listed below). Included in this list is an at-bat by David Murphy, who started in left field and ended the game as a pitcher on June 4, 2013 at Boston. Since 1973, Rangers pitchers have combined to bat .125 (52-415) with 11 doubles, 2 triples, 2 home runs and 20 RBI (including Murphy).

PITCHER	DATE	OPPONENT	SITUATION	RESULT
Ferguson Jenkins	10/2/74	at Minnesota	batted 9th in order	1-2, with a single
Bobby Witt	7/19/87	vs. New York	pinch-hitter	strikeout
Jeff Russell	9/5/88	vs. Oakland	pinch-hitter	fly out
Kevin Brown	8/9/90	at Cleveland	pinch-hitter	groundout
Mike Jeffcoat	8/2/91	at Milwaukee	DH in field	RBI double
Jeff Bronkey	5/30/93	at Boston	DH in field	ground out
Bob Tewksbury	6/8/95	vs. Kansas City	pinch-hitter	strikeout
Bobby Witt	8/5/97	vs. Boston	pinch-hitter	strikeout
John Wetteland	8/16/97	at New York	DH in field	RBI double
Bobby Witt	5/25/98	vs. Minnesota	pinch-hitter	pop out
David Murphy	6/4/13	at Boston	started in LF, pitched bottom of 8th	fly out

**Last PA by Rangers Pitcher:** Kohei Aihara, Sept. 8, 2021 at Arizona (SO swinging in top of 4th inning)

**Last HR by Rangers Pitcher:** Yu Darvish, Aug. 24, 2016 at Cincinnati

**Last 3B by a Rangers Pitcher:** C.J. Wilson, June 28, 2011 at Houston

**Last 2B by a Rangers Pitcher:** Mike Minor, Sept. 16, 2018 at San Diego

**Last Pitcher to have 2 Hits in a Game:** Colby Lewis, May 20, 2012 at Houston (2-for-4, 2 RBI)

**Last Hit by a Rangers Pitcher:** Dane Dunning, June 1, 2021 at Colorado (single)

**Last RBI by a Rangers Pitcher:** Cole Hamels, Sept. 6, 2017 at Atlanta (N)

**1-0 GAMES**

The Rangers have participated in 128 games decided by a 1-0 score, going 73-55. Team lost both 1-0 games in 2022, the last instance a 1-0 loss on 9/5/22 at HOU. There have been two 1-0 games in Globe Life Field history: 4/18/21 vs. BAL (1-0 win in 10 inn.) and 7/24/20 vs. COL (1-0 win in 1st contest in facility history). Club has won 5 of last 8 and owns a 14-8 record in games finishing with a 1-0 score since the start of 2014, this after losing all four 1-0 games in 2013 (all Yu Darvish losses). Texas has gone 21-14 in its 35 1-0 games since the start of 2008.

## THE RANGERS' BIGGEST INNING EVER

### 16 RUNS IN EIGHTH INNING, APRIL 19, 1996 VS. BALTIMORE

Armando Benitez came in to pitch for the Orioles. Darryl Hamilton singled to left. With David Valle batting, Hamilton stole second. Valle walked. Benitez threw a wild pitch, Hamilton to third, Valle to second. Will Clark walked. Jesse Orosco came in to pitch for the Orioles. Juan Gonzalez doubled to center, Hamilton and Valle scored, Clark to third. Mickey Tettleton hit a sacrifice fly to left, Clark scored. Dean Palmer homered to left on the first pitch, Gonzalez and Palmer scored. Rusty Greer singled to center. Mark McLemore singled to left, Greer to second. Kevin Elster singled to left, Greer scored, McLemore to second. Hamilton walked, McLemore to third, Elster to second. Valle singled to left, McLemore scored, Elster to third, Hamilton to second. Clark walked, Elster scored, Hamilton to third, Valle to second. Manny Alexander, a reserve infielder, came in to pitch for the Orioles. Gonzalez walked, Hamilton scored, Valle to third, Clark to second. Craig Worthington pinch-ran for Gonzalez. Tettleton walked, Valle scored, Clark to third, Worthington to second. Damon Buford pinch-ran for Clark. Palmer walked, Buford scored, Worthington to third, Tettleton to second. Kurt Stillwell pinch-ran for Palmer. Greer hit a sacrifice fly to center, Worthington scored, Tettleton to third. McLemore walked, Stillwell to second. Elster hit a grand slam to left on first pitch, Tettleton, Stillwell, McLemore, and Elster scored. Hamilton grounded out to second base. - 19 batters, 16 R, 8 H, 8 BB, no errors, one wild pitch.

## 20-GAME WINNERS

Rick Helling became the 3rd (and most recent) 20-game winner in Texas Rangers history in 1998, posting a 20-7 record to tie Roger Clemens, David Cone and Tom Glavine for the major league lead in victories. Other Rangers with 20 wins in a season are Fergie Jenkins (25-12 in 1974) and Kevin Brown (21-11 in 1992). Aaron Sele was 19-11 in 1998, joining Jim Bibby (19-19 in 1974) as the club's lone 19-game winners. The club record for wins by a left-hander is 18, a figure reached by both Kenny Rogers in 2004 and Matt Harrison in 2012.

## BASEBALL'S FIRST INTERLEAGUE GAME

### TEXAS VS. SAN FRANCISCO, JUNE 12, 1997, THE BALLPARK IN ARLINGTON

The Rangers hosted the first regular season interleague game in Major League history on June 12, 1997, losing a 4-3 decision to the San Francisco Giants. Below are some of the firsts which occurred in that game:

Pitch:	7:11 p.m., by Darren Oliver to Darryl Hamilton, taken for a ball.
Hit:	Hamilton singled to right in that same at-bat.
Out:	The next batter, Jose Vizcaino, grounded into a 6-4-3 double play, Bill Ripken to Mark McLemore to Will Clark.
Rangers Hit:	Rusty Greer singled to shortstop in the first inning off Mark Gardner.
Rangers Out:	Warren Newson grounded out, 6-3, Vizcaino to J.T. Snow.
Run:	Damon Buford scored from second on Ripken's single to center in the bottom of the second inning. The run was unearned.
Extra Base Hit/Home Run:	Stan Javier led off the Giants' third inning with a solo shot to right off Oliver.
Stolen Base:	Buford stole second base in the second inning.
Caught Stealing:	Snow was thrown out at second base, Ivan Rodriguez to Ripken, in the sixth inning.
Walk:	Will Clark was walked intentionally by Gardner in the third inning.
Strikeout:	Rodriguez struck out swinging vs. Gardner in the first inning.

**Game Time:** 2 hours, 23 minutes

**Attendance:** 46,507 (sellout)

**Winning Pitcher:** Mark Gardner

**Losing Pitcher:** Darren Oliver

**Save:** Rod Beck

The Rangers' first visit to a National League park occurred on June 17, 1997, when Texas played at Coors Field in Colorado. The Rangers defeated the Rockies 10-8 in 11 innings. John Burkett was the first Texas pitcher to start a game in the batting order against a National League club. He singled in his first at-bat.

## HOME RUN RECORDS IN 2005

In an 18-3 victory over Houston on May 21, 2005, the Rangers established a club record with 8 home runs. It marked just the 10th time since divisional play began in 1969 that a team had hit 8-or-more home runs in a game, the first ever in interleague play, and was just the 15th team ever with 8-or-more homers in a single game. Texas hit club-record 4 home runs in the 2nd inning, tied for the most ever by a team in one inning of an interleague contest. All 4 Texas home runs in that 2nd inning came with 2 outs, just the 2nd time in American League history for a team to hit 4 home runs with 2 outs in a frame (also Boston, 4th inning on 7/18/98 at Detroit). With Houston's 2 home runs in the game, 9 different players homered, matching the A.L. record for individuals from both teams with at least one home run. The Rangers had 7 different players homer in the contest, matching an American League record (4th time). Texas would match the 8-homer record on June 30, 2005 in an 18-5 win over LA of Anaheim.

## A MAJOR LEAGUE FIRST

The Rangers-Cubs game on June 18, 2002 at Wrigley Field marked the first time in major league history that as many as four players with 400 career home runs had appeared in the same game. The foursome consisted of Juan Gonzalez and Rafael Palmeiro from Texas, and Fred McGriff and Sammy Sosa of Chicago-NL.

## GOLD GLOVES WITH POWER

In 2002, Alex Rodriguez became just the 4th player in major league history to hit 50-or-more home runs in a season while also earning a Gold Glove Award. Rodriguez belted 57 homers, the most ever by a Gold Glover, and recorded a .987 fielding percentage (10 E/741 TC). The others to do it were Willie Mays (1965 for San Francisco), Ken Griffey Jr. (1997 and 1998 for Seattle), and Andruw Jones (2005 for Atlanta).

## FIVE WITH 25 HOME RUNS

In 2011, the Rangers featured 5 players with at least 25 home runs. It matches the 3rd-most 25-homer players by any club in major league history, also tying the club record that was first reached by the Rangers in 2005. There have been 17 teams in baseball history with at least 5 different 25-homer players in a season, but the Rangers (2005 and 2011), Red Sox (1977 and 2003), White Sox (2002 and 2012), Orioles (1996 and 2016), Reds (1956 and 2017), and Yankees (2009, 2018, and 2019) are the only franchises to do it twice.

## ROBERTO CLEMENTE AWARD

Since 1971, Major League Baseball has annually presented an award that recognizes a player who best exemplifies the game of baseball through sportsmanship, community involvement and positive contributions to his team.

In 1973, following the tragic death of Roberto Clemente, the award was named to honor the man whose spirit and goodwill will always be remembered. The 12-time All-Star and Hall of Famer was killed in a plane crash in 1972 delivering food and medical supplies to earthquake victims of Nicaragua. The award recognizes those individuals who truly understand the value of helping others.

FRONT OFFICE

COACHES

PLAYERS

2022 REVIEW

OPPONENTS

RECORDS

DEVELOPMENT

MEDIA



# THE 30-RUN GAME

## Texas (30) at Baltimore (3) - August 22, 2007 (Game 1)

On Aug. 22, 2007, at Baltimore's Oriole Park at Camden Yards, the Rangers established a modern day record by scoring 30 runs in the first game of a doubleheader. Below is a list of various records and notes associated with this historic contest. Special thanks to Elias Sports Bureau for their assistance with this compilation. All notes are updated through the end of the 2022 season.

- The Rangers' 30 runs are the most in any game in modern major league history (beginning 1900), one more than 29 runs by the Red Sox (June 8, 1950 vs. StL-AL), White Sox (April 23, 1955 at KC), and Braves (Sept. 9, 2020 vs. MIA). It was the 9th time ever in baseball history for a team to score 30 runs (beginning 1876). Rangers' previous club record for runs scored was 26, on April 19, 1996 vs. Baltimore.

### 30 OR MORE RUNS SCORED IN A GAME - MAJOR LEAGUE HISTORY (9)

DATE	TEAM	RUNS	OPPONENT	RUNS
07/22/1876	Chicago	30	vs. Louisville	7
07/24/1882	Chicago	35	vs. Cleveland	4
06/09/1883	Boston	30	vs. Detroit	8
07/03/1883	Chicago	31	vs. Buffalo	7
06/26/1890	Philadelphia	30	at Buffalo	12
09/10/1891	Milwaukee	30	vs. Washington	3
06/18/1893	Cincinnati	30	vs. Louisville	12
06/29/1897	Chicago	36	vs. Louisville	7
08/22/2007 (1)	Texas	30	at Baltimore	3

- The 27-run margin of victory is the largest in the modern era (since 1900) of Major League Baseball.
- The Rangers' 29 hits remain a club record, 6 more than previous mark of 23 hits, done twice: April 2, 1998 vs. Chicago-AL and June 24, 2004 vs. Seattle (18 innings). The 29 hits were 2 shy of matching the modern record of 31, done by Milwaukee on Aug. 28, 1992 vs. Toronto. Club had 27 hits on July 25, 2011 vs. Minnesota, which ranks as the 2nd-most in team history.
- Rangers' 65 plate appearances matched AL record for a 9-inning game, also done by Milwaukee on Aug. 28, 1992 vs. Toronto. Figure was one shy of modern major league record of 66 PA's by Philadelphia on Aug. 25, 1922 vs. Chicago.
- The Rangers' 57 at-bats tied the AL record for a 9-inning game, also done by Milwaukee on Aug. 28, 1992 vs. Toronto and Toronto on July 22, 2022 at Boston. The major league record for at-bats in a 9-inning game is 58, by the New York Giants twice, both on Sept. 2, 1925 vs. Philadelphia and July 11, 1931 vs. Philadelphia.
- The 49 total bases for Texas are a club record, 5 more than next-best mark of 44 total bases on May 21, 2005 vs. Houston.

### MULTIPLE INNINGS OF 9-OR-MORE RUNS IN A GAME, MAJOR LEAGUE HISTORY

DATE	TEAM	R	at	OPP.	R	INNINGS
May 2, 1901	Boston-AL	23	at	Philadelphia-AL	12	2,3
Aug. 25, 1922	Chicago-NL	26	vs.	Philadelphia-NL	23	2,4
July 6, 1929	St. Louis-NL	28	at	Philadelphia-NL	6	1,5
July 10, 1943	Brooklyn	23	vs.	Pittsburgh	6	1,4
Aug. 22, 2007 (1)	Texas	30	vs.	Baltimore	3	6 (9), 8 (10)

- Rangers had 10 hits in the 6th inning, matching club record done one other time: May 17, 2001 vs. Cleveland (2nd inn.).
- Club's 21 singles were 3 more than previous team record of 18 (done 4 times).
- Team's 30 RBI are a major league record, although the statistic has only been tracked since 1920. Previous mark was 29 RBI by Boston-AL on June 8, 1950 vs. St. Louis-AL.
- The 5 runs scored by both David Murphy and Jarrod Saltalamacchia matched a team record. Saltalamacchia established a Rangers rookie record with 7 RBI in a game. Ramon Vazquez also had a career-high 7 RBI.
- It is the only time that 2 players on same team had 7 or more RBI in the same game since Aug. 19, 1962, when Yankees' Mickey Mantle (7) and Elston Howard (8) pulled the trick.
- The Rangers were the first team with 4 players (Metcalf, Byrd, Saltalamacchia, Vazquez) with 4 RBI or more in the same game since a Phillies quartet (Rose, Maddux, Schmidt, Boone) did so on May 17, 1979 at Wrigley Field. That game was a 23-22 win for Philadelphia over the Cubs. Only instances since were by the Mets on June 27, 2012 at Chicago-NL, the Dodgers on August 2, 2018 vs. Milwaukee, and the Blue Jays on July 22, 2022 at Boston.
- It was the first time for Texas to have 2 grand slams in one game (Byrd and Metcalf) since July 4, 2004 at Houston (Mark Teixeira and Hank Blalock).
- Texas also won the 2nd game of the doubleheader 9-7, as the 39 runs scored by the Rangers in the twinbill is an American League record and a major league record for the modern era. Previous mark was 36 runs by Detroit vs. St. Louis-AL on Aug. 14, 1937. The NL record is 43 by Boston vs. Cincinnati on Aug. 21, 1894.
- The 33 combined runs was a club record until the Rangers' 19-17 defeat (36 total runs) on Aug. 12, 2008 at Boston.
- The 40 hits in a doubleheader remains a team record, 10 more than previous mark (30, Aug. 22, 1980 vs. Milwaukee).
- The 38 combined hits in the game matches a club record, also done June 28, 1996, Texas (16) at Seattle (22) and equaled on July 25, 2011, Minnesota (11) at Texas (27).
- Travis Metcalf's 8 RBI tied a Rangers record for RBI in a doubleheader, also done previously by Toby Harrah on June 25, 1976 vs. Chicago-AL, and by Bobby Bonds on June 23, 1978 vs. California.

# ALL-TIME ROSTER

## PLAYERS WHO HAVE APPEARED IN ONE OR MORE GAMES (1059)

FRONT OFFICE

COACHES

PLAYERS

2022 REVIEW

OPONENTS

RECORDS

DEVELOPMENT

MEDIA

MANAGERS (24)	DOB	BIRTHPLACE	RESIDENCE
BANISTER, Jeff ('15-'18)	1/15/1964	Weatherford, OK	Laporte, CO
BEASLEY, Tony ('22)	12/5/1966	Fredericksburg, VA	Ruther Glen, VA
BOGAR, Tim ('14)	10/28/1966	Indianapolis, IN	Trophy Club, TX
CORRALES, Pat ('78-'80)	3/20/1941	Los Angeles, CA	Big Canoe, GA
HARRAH, Toby ('92)	10/26/1948	Sissonville, WV	Azle, TX
HERRZOG, Whitey ('73)	11/9/1931	New Athens, IL	St. Louis, MO
HUNTER, Billy ('77-'78)	6/4/1928	Punxsutawney, PA	Lutherville, MD
JOHNSON, Darrell ('82)	8/25/1928	Ord, NE	Died 5/3/04 (76)
KENNEDY, Kevin ('93-'94)	5/28/1954	Los Angeles, CA	Valencia, CA
LUCIC, Frank ('75-'77)	4/24/1926	San Francisco, CA	Died 6/8/19 (83)
MARTIN, Billy ('73-'75)	5/16/1928	Berkeley, CA	Died 12/25/89 (61)
NARRON, Jerry ('01-'02)	1/15/1956	Goldsboro, NC	Goldsboro, NC
OATES, Johnny ('95-'01)	1/21/1946	Sylvia, NC	Died 12/24/04 (58)
RADER, Doug ('83-'85)	7/30/1944	Chicago, IL	Stuart, FL
RYAN, Connie ('77)	2/27/1920	New Orleans, LA	Died 1/2/96 (75)
SHOWALTER, Buck ('03-'06)	5/23/1956	DeFuniak Springs, FL	Dallas, TX
STANKY, Eddie ('77)	9/3/1951	Philadelphia, PA	Died 6/6/99 (83)
VALENTINE, Bobby ('85-'92)	5/13/1950	Stamford, CT	Fairfield, CT
WAKAMATSU, Don ('18)	2/22/1963	Hood River, OR	North Richland Hills, TX
WASHINGTON, Ron ('07-'14)	4/29/1952	New Orleans, LA	New Orleans, LA
WILBER, Del ('73)	2/24/1919	Lincoln Park, MI	Died 7/16/02 (83)
WILLIAMS, Ted ('72)	3/30/1918	San Diego, CA	Died 7/5/02 (83)
WOODWARD, Chris ('19-'22)	6/27/1976	Covina, CA	Chandler, AZ
ZIMMER, Don ('81-'82)	1/17/1931	Cincinnati, OH	Died 6/4/14 (83)
COACHES (93)	DOB	BIRTHPLACE	RESIDENCE
ACOSTA, Oscar ('02)	3/21/1957	Portales, NM	Died 4/19/06 (49)
ANDERSON, Dave ('09-'13)	8/1/1960	Louisville, KY	Mission Viejo, CA
BEASLEY, Tony ('15-'22)	12/5/1966	Fredericksburg, VA	Ruther Glen, VA
BOGAR, Tim ('14)	10/28/1966	Indianapolis, IN	Trophy Club, TX
BONIFAY, Josh ('11)	7/30/1978	Macon, GA	Granite Falls, NC
BOSELY, Thad ('11)	9/17/1956	Oceanside, CA	Cupertino, CA
BOSMAN, Dick ('95-'00)	2/17/1944	Kenosha, WI	Trinity, FL
BROCAIL, Doug ('16-'18)	5/11/1967	Clearfield, PA	Missouri City, TX
BROWN, Jackie ('79-'82)	5/31/1943	Holdsenville, OK	Died 1/8/17 (73)
BUECHELE, Steve ('15-'18)	9/26/1961	Lancaster, CA	Grand Prairie, TX
BURRIS, Ray ('92)	8/22/1950	Idabel, OK	Clearwater, FL
CAMACHO, Joe ('72)	5/29/1928	New Bedford, MA	Died 12/27/18 (90)
CHITI, Dom ('06-'08)	12/10/1958	Independence, MO	Port St. Lucie, FL
COLBORN, Jim ('08)	5/22/1946	Santa Paula, CA	Ventura, CA
COMBS, Merrill ('74-'75)	12/11/1919	Los Angeles, CA	Died 7/7/81 (61)
CONNER, Seth ('22)	1/29/1992	Springfield, MO	Arlington, TX
CONNOR, Mark ('03-'08)	5/27/1949	Brooklyn, NY	Knoxville, TN
COOLBAUGH, Scott ('11-'12)	6/13/1966	Binghamton, NY	Colleyville, TX
CORRALES, Pat ('76-'78)	3/20/1941	Los Angeles, CA	Big Canoe, GA
CROBBE, Callix ('19-'21)	2/14/1983	St. Thomas, Virgin Islands	Vinico, FL
CUELLAR, Bobby ('01)	8/20/1952	Alice, TX	Alice, TX
DENT, Bucky ('95-'01)	11/25/1951	Savannah, GA	Lakewood, FL
DONNELLY, Rich ('80, '83-'85)	8/3/1946	Steubenville, OH	Winterville, OH
ECKER, Donnie ('22)	3/9/1986	Bakersfield, CA	Dallas, TX
EGAN, Dick ('88-'89)	3/24/1937	Berkeley, CA	Garland, TX
ESTRADA, Chuck ('73)	2/15/1938	San Luis Obispo, CA	San Luis Obispo, CA
EZELL, Glenn ('83-'85)	10/29/1944	Kentwood, LA	Died 11/9/20 (76)
FERGUSON, Joe ('86-'87)	9/19/1946	San Francisco, CA	Sunnyvale, CA
FOLI, Tim ('86-'87)	12/8/1950	Culver City, CA	Kodak, TN
FOWLER, Art ('74-'75)	7/3/1922	Converse, SC	Died 1/29/07 (84)
FOX, Nellie ('72)	12/25/1927	St. Thomas, PA	Died 12/1/75 (47)
FRANCONA, Terry ('02)	4/22/1969	Aberdeen, SD	Chesnut Hill, MA
GERNERT, Dick ('76)	9/28/1928	Reading, PA	Died 11/30/17 (89)
GOMEZ, Orlando ('91-'92)	6/24/1946	Juana Diaz, PR	Juana Diaz, PR
HALE, DeMario ('02-'05)	7/16/1961	Chicago, IL	Orlando, FL
HARDY, Larry ('95-'01)	1/10/1948	Goose Creek, TX	Trophy Club, TX
HARRAH, Toby ('89-'92)	10/26/1948	Sissonville, WV	Azle, TX
HATCHER, Mickey ('93-'94)	3/15/1955	Cleveland, OH	Buena Park, CA
HAWKINS, Andy ('08-'15)	1/21/1960	Waco, TX	Surprise, AZ
HAYES, Brett ('22)	2/13/1984	Pasadena, CA	Lewisville, TX
HELMIS, Tommy ('81-'82)	5/5/1941	Charlotte, NC	Cincinnati, OH
HERSHISER, Orel ('02-'05)	9/16/1958	Buffalo, NY	Las Vegas, NV
HILL, Perry ('92-'94, '95)	4/20/1952	Eufaula, TX	Rochester Hills, MI
HILLER, Chuck ('73)	10/11/1935	Johnsburg, IL	East Diego, CA
HOLMAN, Brad ('16-'17)	2/9/1968	Kansas City, MO	Wichita, KS
HOUSE, Tom ('85-'92)	4/29/1947	Seattle, WA	Del Mar, CA
HOWE, Art ('85-'88, '07-'08)	12/15/1946	Pittsburgh, PA	Cypress, TX
HUDSON, Sid ('72, '75-'78)	1/3/1915	Coalfield, TN	Died 10/10/08 (93)
HURDLE, Clint ('10)	7/30/1957	Big Rapids, MI	Highlands Ranch, CO
HYERS, Tim ('22)	10/3/1971	Atlanta, GA	Loganville, GA
IAPOCE, Anthony ('16-'18)	8/23/1973	Astoria, NY	Williston Park, NY
JARAMILLO, Rudy ('95-'09)	9/20/1950	Beeville, TX	Dallas, TX
JOHNSON, Darrell ('81-'82)	8/25/1928	Ord, NE	Died 5/3/04 (76)
JONES, Bobby ('00-'01, '06, '14-'16)	10/11/1949	Elkton, MD	Tulsa, OK
KOENIG, Fred ('77-'82)	4/27/1931	St. Louis, MO	Died 1/11/93 (61)
LIPES, Doug ('88-'91)	5/3/1946	Johnston, RI	San Diego, CA
LUCCHESI, Frank ('74-'75, '79-'80)	4/24/1926	San Francisco, CA	Died 6/8/19 (93)
MADDUX, Mike ('09-'15)	8/27/1961	Dayton, OH	Southlake, TX
MAGADAN, Dave ('13-'15)	9/30/1962	Tampa, FL	Grapevine, TX
MARIN, Oscar ('19)	12/5/1982	Los Angeles, CA	Surprise, AZ
MASHORE, Justin ('16-'18)	2/14/1972	Concord, CA	Mesa, AZ
MATHIS, Doug ('20-'22)	7/7/1983	Maryvale, AZ	Peoria, AZ
MOLINA, Bengie ('14)	7/20/1974	Rio Piedras, PR	Gilbert, AZ
MOORE, Jackie ('73-'76, '80, '93-'94, '09-'13)	2/19/1939	Jay, FL	Arlington, TX
NAPOLEON, Ed ('95-'00)	9/17/1937	Baltimore, MD	Died 4/28/20 (82)
NARRON, Jerry ('95-'01)	1/15/1956	Goldsboro, NC	Goldsboro, NC
NICHOLS, Reid ('01)	8/5/1958	Ocala, FL	Goodyear, AZ
NICKLVER, Dave ('87-'94)	4/7/1951	Stockton, CA	Lodi, CA
ORTIZ, Héctor ('15-'20)	10/14/1969	Rio Piedras, PR	Peoria, AZ
ORTIZ, Luis ('19-'21)	5/25/1970	Santo Domingo, D.R.	North Richland Hills, TX
OSTEEN, Claude ('93-'94)	8/9/1939	Caney Springs, TN	Grand Prairie, TX

COACHES	DOB	BIRTHPLACE	RESIDENCE
PETTIS, Gary (07-'14)	4/3/1958	Oakland, CA	San Clemente, CA
PIERSALL, Jim (75)	11/14/1929	Waterbury, CT	Died 6/3/17 (87)
QUIRK, Jamie (02)	10/22/1954	Whittier, CA	Leawood, KS
RAGSDALE, Corey (20-'22)	11/10/1982	Jonesboro, AR	DuBois, PA
RANGEL, Julio (19-'20)	9/28/1975	Panama City, Panama	Clearwater, FL
RETTENJUND, Mary (83-'85)	8/6/1943	Flint, MI	San Diego, CA
ROBSON, Tom (86-'92)	1/15/1946	Rochester, NY	Died 4/20/21 (75)
RYAN, Connie (77-'79)	2/27/1920	New Orleans, LA	Died 1/2/96 (75)
SAGARA, Brendan (21-'22)	1/25/1975	Wahiawa, HI	Honolulu, HI
SCHAFFER, Jim (78)	4/5/1936	Limeport, PA	Coopersburg, PA
SILVERA, Charlie (74-'75)	10/13/1924	San Francisco, CA	Died 9/7/19 (94)
SMITH, Steve (02-'06)	7/21/1952	Canton, OH	Encinitas, CA
SUCH, Dick (83-'85)	10/15/1944	Sanford, NC	Stanford, NC
SUSCE, George (72)	8/13/1907	Pittsburgh, PA	Died 2/25/86 (77)
TERWILLIGER, Wayne (72, '81-'85)	6/27/1925	Clare, MI	Died 2/3/21 (95)
TINGLER, Jayce (15-'16, '19)	11/28/1980	Smithville, MO	Smithville, MO
UPSHAW, Willie (83-'94)	4/27/1957	Blanco, TX	Fairfield, CT
WALBECK, Matt (08)	10/21/1969	Fair Oaks, CA	Fair Oaks, CA
WAKAMATSU, Don (03-'07, '18-'21)	2/22/1963	Hood River, OR	North Richland Hills, TX
WARTHEN, Dan (18)	12/1/1952	Omaha, NE	Portland, OR
WETTELAND, John (02-'05)	8/21/1966	San Mateo, CA	Paradise, TX
WILSON, Bobby (21-'22)	4/8/1983	Dunedin, FL	Largo, FL
PLAYERS (1059)	DOB	BIRTHPLACE	RESIDENCE
ABREU, Albert (22)	9/26/1995	Guayubin, D.R.	Guayubin, D.R.
ADAMS, Mike (11-'12)	7/29/1978	Corpus Christi, TX	Keller, TX
ADCOCK, Nate (14)	2/25/1988	Elizabethtown, KY	Raddiff, KY
ADDUCI, Jim (13-'14)	5/15/1985	Burnaby, BC	Ponte Verda Beach, FL
AKERFELDS, Darrel (89)	6/12/1962	Denver, CO	Died 6/24/12 (50)
ALBERRO, Jose (95-'97)	6/29/1969	San Juan, PR	Arecibo, PR
ALBERTO, Hanser (15-'16, '18)	10/17/1992	San Francisco de Macoris, D.R.	San Francisco de Macoris, D.R.
ALEXANDER, Doyle (77-'79)	9/4/1950	Ardenva, AL	Arlington, TX
ALEXANDER, Gene (90-'92)	3/26/1968	Baton Rouge, LA	Baton Rouge, LA
ALEXANDER, Manny (04)	3/20/1971	San Pedro de Macoris, D.R.	San Pedro de Macoris, D.R.
ALEYX, A.J. (21-'22)	4/21/1998	Honey Brook, PA	Carrollton, TX
ALFONSECA, Antonio (06)	4/16/1972	La Romana, D.R.	Miramar, FL
ALICEA, Luis (98-'00)	7/29/1965	Santurce, PR	Loxahatchee, FL
ALLARD, Brian (79-'80)	1/3/1958	Spring Valley, IL	Colbert, WA
ALLARD, Kolby (19-'22)	8/3/1997	Anaheim, CA	San Clemente, CA
ALLEN, Chad (04-'05)	2/6/1975	Dallas, TX	Dallas, TX
ALLEN, Lloyd (73-'74)	5/8/1950	Merced, CA	Toledo, OH
ALMANZAR, Carlos (04-'05)	11/6/1973	Santiago, D.R.	Santo Domingo, D.R.
ALOMAR, Sandy (77-'78)	10/19/1943	Salinas, PR	Salinas, PR
ALOMAR, Sandy Jr. (05)	6/18/1966	Salinas, PR	Dallas, TX
ALVAREZ, Danic (16-'17)	1/17/1993	Santiago, D.R.	Santiago, D.R.
ALVAREZ, Juan (02)	8/9/1973	Coral Gables, FL	Miami, FL
ALVAREZ, Wilson (89)	3/24/1970	Maracaibo, VZ	El Dorado Hills, CA
ANDERSON, Drew (21)	3/22/1994	Reno, NV	Reno, NV
ANDERSON, Jim (83-'84)	2/23/1957	Los Angeles, CA	Newbury Park, CA
ANDERSON, Scott (87)	8/1/1962	Corvallis, OR	Lake Oswego, OR
ANDRUS, Elvis (09-'20)	8/26/1988	Maracay, VZ	Frisco, TX
ANGSTEL, Sherten (20)	3/11/1999	Willemstad, Curacao	Willemstad, Curacao
ARDOIN, Danny (04)	7/8/1974	Ville Platte, LA	Lake Charles, LA
ARENCIBIA, J.P. (14)	1/5/1986	Miami, FL	Miami, FL
ARIAS, Joaquin (06, '08-'10)	9/21/1984	Santo Domingo, D.R.	Santo Domingo, D.R.
ARIHARA, Kohei (21-'22)	8/11/1992	Hiroshima, Japan	The Colony, TX
ARMSTRONG, Jack (94)	3/7/1965	Englewood, NJ	Jupiter, FL
ARNSBERG, Brad (89-'91)	8/20/1963	Seattle, WA	Cave Creek, AZ
ARPHO, Tucker (80)	1/24/1954	Memphis, TN	Covington, TN
ASTACIO, Pedro (05)	11/28/1969	Hato Mayor, D.R.	Encino, CA
AULT, Doug (76)	3/9/1950	Beaumont, TX	Died 12/22/04 (54)
BACCOCK, Bob (79-'81)	8/25/1949	New Castle, PA	New Castle, PA
BACSIK, Michael J. (04)	11/11/1977	Dallas, TX	Dallas, TX
BACSIK, Mike (75-'77)	4/1/1952	Dallas, TX	Arlington, TX
BAILES, Scott (97-'98)	12/18/1961	Chillicothe, OH	Springfield, MO
BAINES, Harold (89-'90)	3/15/1959	Easton, MD	St. Charles, MD
BAKER, Jeff (13)	6/21/1981	Bad Kissingen, W. Germany	Centerville, VA
BAKER, Scott (14)	9/19/1981	Shreveport, LA	Shreveport, LA
BALBONI, Steve (93)	1/16/1957	Brookton, MA	Watchung, NJ
BALDWIN, James (05)	7/15/1971	Southern Pines, NC	Pinehurst, NC
BANNISTER, Alan (84-'85)	9/3/1951	Montebello, CA	Scottsdale, AZ
BANNISTER, Floyd (92)	6/10/1955	Pierre, SD	Paradise Valley, AZ
BARAJAS, Rod (04-'06)	9/5/1975	Ontario, CA	Temecula, CA
BARFIELD, John (89-'91)	10/15/1964	Pine Bluff, AR	Died 12/24/16 (52)
BARKER, Len (76-'78)	7/27/1955	Fort Knox, KY	Zebulon, GA
BARLOW, Joe (21-'22)	9/28/1995	Riverton, UT	Scottsdale, AZ
BARNETTE, Tony (16-'18)	11/19/1983	Anchorage, AK	Litchfield Park, AZ
BARR, Steve (76)	9/8/1951	St. Louis, MO	Winter Haven, FL
BARR, Anthony (18, '17)	1/15/1987	New York, NY	Dearborn, MI
BASS, Randy (82)	3/13/1954	Lawton, OK	Lawton, OK
BAUER, Rick (06)	1/10/1977	Garden Grove, CA	Spring Hill, TN
BEASLEY, Lew (77)	8/27/1948	Sparta, VA	Bowling Green, VA
BELCHER, Kevin (30)	8/8/1967	Waco, TX	Arlington, TX
BELL, Buddy (79-'85, '89)	8/27/1951	Pittsburgh, PA	Buckeye, AZ
BELL, Rob (01-'02)	1/17/1977	Newburgh, NY	Marlboro, NY
BELTRAN, Carlos (15)	4/24/1977	Mansfield, NY	New York, NY
BELTRE, Adrian (11-'18)	4/7/1979	Santo Domingo, D.R.	Bradbury, CA
BELTRE, Engel (13)	11/1/1989	Santo Domingo, D.R.	Tampa, FL
BELTRE, Esteban (94-'95)	12/26/1967	Ingenio Quisuiella, D.R.	San Pedro de Macoris, D.R.
BELTRE, Omar (10)	8/24/1981	Santo Domingo, D.R.	San Juan del la Maguana, D.R.
BENES, Alan (03)	1/21/1972	Evansville, IN	Chesterfield, MO
BENJOUZ, Juan (76-'78)	5/23/1950	San Sebastian, PR	San Juan, PR
BENJAMIN, West (20-'21)	7/28/1993	Wirkfeld, IL	St. Charles, IL
BENOIT, Joaquin (01-'08)	7/26/1979	Santiago, D.R.	Santiago, D.R.
BENSON, Kris (09)	1/17/1974	Duluth, MN	Marietta, GA
BERKMAN, Lance (13)	2/10/1976	Waco, TX	Houston, TX
BEVACQUA, Kurt (77-'78)	1/23/1947	Miami Beach, FL	Carlsbad, CA
BIBBY, Jim (73-'75, '84)	10/29/1944	Franklinton, NC	Died 2/16/10 (65)
BIGGS-DIRX, Austin (17-'18)	4/29/1985	San Jose, CA	Mendota, IL
BIDDLE, Jesse (19)	10/22/1991	Philadelphia, PA	Kissimmee, FL
BIERBRODT, Nick (04)	5/16/1978	Tarzana, CA	Boulder, CO
BILLINGS, Rich (72-'74)	12/4/1942	Detroit, MI	Clarkston, MI
BIRD, Kyle (19)	4/12/1993	Orange Park, FL	Orange Park, FL
BITKER, Joe (90-'91)	2/12/1964	Glendale, CA	Magalia, CA
BITTNER, Larry (72-'73, '83)	7/27/1945	Poehantons, IA	Died 2/16/22 (75)
BLACKLEY, Travis (13)	11/4/1982	Melbourne, Australia	Cheltenham, Victoria, Australia
BLALOCK, Hank (02-'09)	11/21/1980	San Diego, CA	San Diego, CA
BLANCO, Andres (10-'11)	4/11/1984	Urama, VZ	Carabobo, VZ

FRONT OFFICE

COACHES

PLAYERS

2022 REVIEW

OPPONENTS

RECORDS

DEVELOPMENT

MEDIA

FRONT OFFICE

COACHES

PLAYERS

2022 REVIEW

OPINIONS

RECORDS

DEVELOPMENT

MEDIA

PLAYERS	DOB	BIRTHPLACE	RESIDENCE
BLANKS, Kyle (15)	9/11/1986	Sellersville, PA	Albuquerque, NM
BLANKS, Lavell (79)	1/28/1950	Del Rio, TX	Del Rio, TX
BYLJEVEN, Bert (76-77)	4/6/1951	Zeist, Holland	Fort Myers, FL
GENER, Terry (82)	9/28/1955	Omaha, NE	Estes Park, CO
BOGGS, Brandon (08-10)	1/9/1983	St. Louis, MO	Alpharetta, GA
BOGGS, Tommy (76-77, 85)	10/25/1955	Poughkeepsie, NY	Died 10/5/22 (66)
BOHANON, Brian (90-94)	8/1/1968	Denton, TX	Houston, TX
BOITANO, Dan (82)	3/22/1953	Sacramento, CA	Clovis, CA
BONDS, Bobby (78)	3/15/1946	Riverside, CA	Died 8/23/03 (57)
BONILLA, Lisaverto (14)	6/18/1990	Samana, D.R.	Samana, D.R.
BORPON, Julio (09-13)	2/20/1986	Starkville, MS	Colonsville, TN
BOSLEY, Thad (89-90)	9/17/1956	Oceanside, CA	Cupertino, CA
BOSMAN, Dick (72-73)	2/17/1944	Kenosha, WI	Trinity, SC
BOTTS, Jason (05-08)	7/26/1980	Paso Robles, CA	Palm Beach Gardens, FL
BOYD, Dennis (91)	10/6/1959	Meridian, MS	Meridian, MS
BRADLEY, Milton (08)	4/15/1978	Harbor City, CA	Redondo Beach, CA
BRANDENBURG, Mark (95-96)	7/14/1970	Houston, TX	Coppell, TX
BRANTLEY, Jeff (01)	9/5/1963	Florence, AL	Memphis, TN
BRILES, Nelson (76-77)	8/5/1943	Dorris, CA	Died 2/13/05 (61)
BRINKMAN, Ed (75)	12/8/1941	Cincinnati, OH	Died 9/30/08 (66)
BRÖBERG, Pete (72-74)	3/2/1950	West Palm Beach, FL	Palm Beach, FL
BROCAIL, Doug (04-05)	5/16/1967	Clearfield, PA	Missouri City, TX
BROWNKEY, Jeff (93)	9/18/1965	Kabul, Afghanistan	Edmond, OK
BURBANO, Ben (08)	9/24/1976	Beaumont, TX	Georgetown, TX
BROWER, Bob (86-88)	1/10/1960	Jamaica, NY	Hutchinson, KS
BROWN, Adrian (06)	2/7/1974	McComb, MS	McComb, MS
BROWN, Jackie (73-75)	5/31/1943	Holdenville, OK	Died 1/8/17 (73)
BROWN, Kevin J. (86, 88-94)	3/14/1965	Milledgeville, GA	Macon, GA
BROWN, Kevin L. (96-97)	4/21/1973	Valparaiso, IN	Mt. Vernon, IN
BROWN, Larry (74)	3/1/1940	Shirlington, WV	Willington, FL
BROWN, Jerry (86-88)	2/3/1966	St. Croix, USVI	Mansfield, TX
BRUMBACH, Cliff (01)	4/21/1974	Wilmington, DE	Edmond, OK
BRUMLEY, Duff (94)	8/25/1970	Cleveland, TN	Chattanooga, TN
BRUMMER, Glenn (85)	11/23/1954	Olney, IL	Belleville, IL
BUCKLEY, Kevin (84)	1/16/1959	Quincy, MA	Abington, MA
BUECHELE, Steve (85-91, 95)	9/26/1961	Lancaster, CA	Grand Prairie, TX
BUFFORD, Damon (96-97)	6/12/1970	Baltimore, MD	Tempe, AZ
BUKVICH, Ryan (05)	5/13/1978	Naperville, IL	Brandon, MS
BURBA, Dave (02)	7/7/1966	Dayton, OH	Gilbert, AZ
BURKE, Brock (19, 22)	8/4/1996	Chicago, IL	Scottsdale, AZ
BURKETT, John (96-99)	11/28/1964	New Brighton, PA	Fort Worth, TX
BURNS, Cory (13)	10/9/1987	Phoenix, AZ	Phoenix, AZ
BURNS, Todd (92-93)	7/6/1963	Maywood, CA	Huntsville, AL
BURR, Chris Jeff (72-76)	3/7/1951	Long Beach, CA	Long Beach, CA
BURROWS, Terry (94-95)	11/28/1968	Lake Charles, LA	Lake Charles, LA
BUSH, Dave (11)	11/9/1979	Pittsburgh, PA	Bridgton, ME
BUSH, Matt (16-18, 21-22)	2/8/1986	San Diego, CA	Colleyville, TX
BUTCHER, John (80-83)	3/8/1957	Glendale, CA	Chaska, MN
BUTLER, Eddie (18)	3/13/1991	Chesapeake, VA	Tempe, AZ
BUTLER, Joey (13)	3/12/1986	Pascagoula, MS	Fort Worth, TX
BURD, Damon (07-09)	8/30/1977	Boynton Beach, FL	Chattanooga, TN
CABRERA, Astrubal (19)	11/13/1985	Puerto La Cruz, Venezuela	Anzoategui, Venezuela
CADARET, Greg (98)	2/27/1962	Detroit, MI	Rapid City, MI
CALHOUN, Kole (22)	10/14/1987	Tempe, AZ	Tempe, AZ
CALHOUN, Willie (17-22)	11/4/1994	Vallejo, CA	Benicia, CA
CALLAWAY, Mickey (03-04)	5/13/1975	Memphis, TN	Mansfield, TX
CAMINITI, Ken (01)	4/21/1963	Harford, CA	Died 10/10/04 (41)
CAMPANERS, Bert (77-79)	3/9/1942	Pueblo Nuevo, Cuba	Scottsdale, AZ
CAMPBELL, Mike (92)	2/17/1964	Seattle, WA	Kirkland, WA
CANGELOSI, John (92)	3/10/1963	Brooklyn, NY	Orland Park, IL
CANSECO, Jose (92-94)	7/2/1964	Havana, Cuba	Las Vegas, NV
CANTU, Jorge (10)	1/30/1982	McAllen, TX	McAllen, TX
CAPRA, Nick (82-83, 85, 91)	3/8/1958	Denver, CO	Scottsdale, AZ
CARDENAS, Leo (74-75)	8/21/1938	Matanzas, Cuba	Cincinnati, OH
CARMAN, Don (92)	8/14/1959	Oklahoma City, OK	Naples, FL
CARP, Mike (14)	6/30/1986	Long Beach, CA	Fort Worth, TX
CARPENTER, Chris (93-94)	4/5/1965	St. Augustine, FL	Gainesville, AL
CARPENTER, David (19)	7/15/1985	Morgantown, WV	Morgantown, WV
CARTY, Rico (73)	9/1/1939	San Pedro de Macoris, D.R.	San Pedro de Macoris, D.R.
CASHNER, Andrew (17)	9/11/1986	Conroe, TX	Argyle, TX
CASTLE, Don (73)	2/1/1950	Kokomo, IN	Scottsdale, MS
CASTRO, Fabio (06)	1/20/1985	Montecristy, D.R.	Montecristy, D.R.
CATALANOTTO, Frank (00-02, 07-08)	4/27/1974	Smithtown, NY	Saint James, NY
CECENA, Jose (88)	8/20/1963	Ciudad Oregon, MX	Sonora, MX
CEDENO, Domingo (97-98)	11/4/1968	La Romana, D.R.	La Romana, D.R.
CENTENO, Juan (18)	11/16/1989	Arecibo, PR	Arecibo, PR
CHALK, Dave (79)	8/30/1950	Del Rio, TX	Coppell, TX
CHAVEZ, Andy (11)	2/7/1978	Valencia, VZ	Carabobo, VZ
CHAVEZ, Jesse (18-20)	8/21/1983	San Gabriel, CA	Riverside, CA
CHEN, Bruce (07)	6/19/1977	Panama City, Panama	Fountain Hills, AZ
CHIAMPARINO, Scott (90-92)	8/22/1966	San Mateo, CA	Newport Beach, CA
CHIRINOS, Robinson (13-18, 20)	6/5/1984	Punto Fijo, VZ	Heath, TX
CHOICE, Michael (14-15)	11/10/1989	Fort Worth, TX	Arlington, TX
CHOO, Sun-Sun (14-20)	7/13/1982	Busan, South Korea	Scottsdale, AZ
CHRISTENSON, Ryan (03)	3/28/1974	Redlands, CA	Scottsdale, AZ
CLAIBORNE, Preston (17)	1/21/1988	Dallas, TX	Rockport, TX
CLARK, Jermaine (03)	9/29/1976	Berkeley, CA	Discovery Bay, CA
CLARK, Mark (99-00)	5/12/1968	Bath, IL	Springfield, IL
CLARK, Terry (97)	10/18/1960	Los Angeles, CA	Ontario, CA
CLARK, Will (94-98)	3/13/1964	New Orleans, LA	Prairieville, LA
CLASE, Emmanuel (19)	3/19/1998	Rio San Juan, D.R.	Cabarete, Puerto Plata, D.R.
CLAUDIO, Alex (14-18)	3/11/1992	San Juan, PR	Juncos, PR
CLAY, Ken (80)	4/6/1954	Lynchburg, VA	Lynchburg, VA
CLAYTON, Royce (98-00)	1/2/1970	Burbank, CA	Westlake Village, CA
CLEVELAND, Reggie (78)	5/23/1948	Swift Current, SK	McKinney, TX
CLINES, Gene (76)	10/6/1946	San Pablo, CA	Died 1/27/22 (75)
CLYDE, David (73-75)	4/22/1955	Kansas City, KS	Humble, TX
CLYDE, Kyle (20-21)	8/9/1994	Chippewa Falls, WI	Surgut, AZ
COLON, Bartolo (18)	5/24/1973	Puerto Plata, D.R.	Santiago, D.R.
COLON, Cris (92)	1/3/1969	La Guaira, VZ	Vargas, Venezuela
COMER, Steve (78-82)	1/13/1954	Minneapolis, MN	Minnetonka, MN
CONTI, Jason (04)	1/27/1975	Pittsburgh, PA	Chandler, AZ
COOK, Dennis (95-96)	10/4/1962	Lamarque, TX	Austin, TX
COOK, Glen (85)	9/8/1959	Buffalo, NY	League City, TX
COOLBAUGH, Scott (89-90)	6/13/1966	Binghamton, NY	Colleyville, TX
CORA, Alex (10)	10/18/1975	Caguas, PR	Caguas, PR
CORDERO, Francisco (00-05)	5/11/1977	Santo Domingo, D.R.	Santo Domingo, D.R.
COREY, Bryan (06)	10/21/1973	Thousand Oaks, CA	Phoenix, AZ
CORPORAN, Carlos (15)	1/7/1984	Hato Rey, PR	Catano, PR
CORREA, Edwin (86-87)	4/29/1966	Hato Rey, PR	Carolina, PR

PLAYERS	DOB	BIRTHPLACE	RESIDENCE
COTTON, Jharell (21)	1/19/1992	St. Thomas, VI	Commerce Township, MI
COTTS, Neal (13-14)	3/25/1980	Lebanon, IL	Libertyville, IL
COX, Casey (72)	7/3/1941	Long Beach, CA	Cleawater, FL
COX, Larry (81)	9/11/1947	Bluffton, OH	Died 2/17/90 (42)
CRABTREE, Tim (98-01)	10/31/1969	Jackson, MI	Colleyville, TX
CREEL, Keith (87)	2/4/1959	Dallas, TX	Meridian, TX
CRUZ, Nelson (06-13)	7/1/1980	Montecristy, D.R.	Montecristy, D.R.
CRUZ, Victor (83)	12/24/1957	R. Viego la Vega, D.R.	Died 9/26/04 (46)
CUBBAGE, Mike (74-76)	7/21/1950	Charlottesville, VA	Keswick, VA
CUBILLAN, Darwin (00)	11/15/1974	Boture, VZ	Maticacy Altagua, VZ
ELLAR, Bobby (77)	9/20/1952	Rome, GA	Alice, TX
CULBERSON, Charlie (21-22)	4/10/1989	Marion, IN	Marietta, GA
CURTIS, Chad (00-01)	11/6/1968	Panama City Beach, FL	Ada, MI
CURTIS, Zac (18)	7/4/1992	Macon, GA	Cape Coral, FL
CUYLER, Milt (98)	10/7/1968	Birmingham, AL	Scottsdale, AZ
DAH, David (21)	4/1/1994	Osaka, Japan	Dallas, TX
DARVISH, Yu (12-14, 16-17)	8/16/1986	Bonham, TX	Denton, TX
DARWIN, Danny (78-84, 95)	10/25/1955	Cleveland, OH	Hillier, PA
DASCENZO, Doug (93)	6/30/1964	Hialeah, FL	Scottsdale, AZ
DAUGHERTY, Jack (89-92)	7/3/1960	Williamston, NC	Garner, NC
DAVIS, Butch (93-94)	6/19/1958	Longview, TX	Flower Mound, TX
DAVIS, Chris (08-11)	3/17/1986	Sacramento, CA	Cedar Hill, TX
DAVIS, Doug (99-03)	9/21/1975	Bloomingsburg, PA	Scottsdale, AZ
DAV, Doug R. (92)	9/24/1962	Lakewood, CA	Dallas, TX
DAVIS, Kris (21)	12/21/1987	San Antonio, TX	Hillier, PA
DAVIS, Odie (80)	8/13/1955	Mineral Springs, AR	China Grove, TX
DAVIS, Willie (75)	4/15/1940	Pleasanton, CA	Died 3/9/10 (69)
DE GEUS, Brett (21)	11/4/1997	Baton Rouge, LA	Pleasanton, CA
DELLUCCI, David (04-05)	10/31/1973	Sechel, BC	Baton Rouge, LA
DEMPSTER, Ryan (12)	5/3/1977	Savannah, GA	Chicago, IL
DENT, Bucky (82-83)	11/25/1951	Passaic, NJ	Lakewood, IL
DeROSA, Mark (05-06)	2/26/1975	Gaston, GA	Suwanee, GA
DeSHIELDS, Delino (15-19)	8/16/1992	Sarasota, FL	Dallas, TX
DESMOND, Ian (16)	9/20/1985	Centerville, IL	Bradenton, FL
DETTMER, John (94-95)	3/4/1970	St. Louis, MO	Laurie, MO
DETWILER, Ross (15)	3/6/1986	Casper, WY	Lake St. Louis, MO
DEVERRAUX, Mike (97)	4/10/1963	Galveston, TX	West Covina, CA
DEVINE, Adrian (77, 80)	12/21/1951	Brooklyn, NY	Died 9/27/20 (68)
DIAZ, Alex (97)	10/5/1968	Chiriqui, Panama	San Sebastian, PR
DIAZ, Einar (03)	12/28/1972	San Pedro de Macoris, D.R.	Ellenton, FL
DIAZ, Josealo (08)	4/13/1980	Humacao, PR	San Pedro de Macoris, D.R.
DIAZ, Mario (91-93)	1/10/1962	Santo Domingo, D.R.	Guarabo, PR
DIAZ, Victor (07)	12/10/1981	Wymore, NE	Chicago, IL
DICKER, R.A. (01, 03-06)	10/29/1974	Cleveland, OH	Franklin, TN
DIKEMAN, Jake (15-18)	12/11/1987	Cleveland, OH	Lincoln, NE
DIETRICH, Derek (20)	7/18/1989	Cleveland, OH	Clermont, FL
DOMINGUEZ, Juan (03-05)	5/18/1980	Sanchez Ramirez, D.R.	Ms Esperanza, D.R.
DOROW, Ryan (21)	8/21/1995	South Haven, MI	Carleton, TX
DOWDY, Kylie (19)	2/3/1993	Escondido, CA	Houston, TX
DOWNS, Brian (91-92)	10/9/1950	Los Angeles, CA	Celina, TX
DRANFELDT, Kelly (99-01)	4/18/1975	San Francisco, CA	Morris, IL
DRESE, Ryan (03-05)	4/5/1976	Ames, IA	Elullus, TX
DREYER, Steve (93-94)	11/19/1969	Medford, MA	Johnston, CA
DRISCOLL, Jim (72)	5/14/1944	Toronto, ON	Tamworth, NH
DUCHEY, Rob (93-94)	5/24/1965	Aberdeen, SD	Harpen Springs, FL
DUCSCHERER, Justin (01)	11/19/1977	Spartanburg, S.C.	Chandler, TX
DUGGAR, Steven (22)	11/4/1993	Cheyenne, WY	Sunnysville, SC
DURKS, Ian (72)	8/16/1945	Graniteville, SC	Sunnysville, CA
DUNBAR, Tommy (83-85)	11/24/1959	Orange Park, FL	Died 3/16/11 (51)
DUNNING, Dane (21-22)	12/20/1994	Denver, CO	Fleming Island, FL
DUNNING, Steve (73-74)	5/15/1949	Palo Alto, CA	Argyle, TX
DURAN, Dan (81)	3/16/1954	San Juan de la Maguana, D.R.	Sunnysvale, CA
DURAN, Ezequiel (22)	3/25/1999	Zacatecas, MX	San Juan de la Maguana, D.R.
DURAN, German (08)	3/3/1984	Yosemite, KY	Bearcreek, TX
DURHAM, Don (73)	3/21/1949	Tampa, FL	Nashville, TN
DYSON, Sam (15-17)	5/7/1988	Seattle, WA	Tampa, FL
EATON, Adam (06)	11/23/1977	Chicago, IL	Snohomish, WA
EDWARDS, Jon (14-15)	1/8/1988	Los Angeles, CA	Keller, TX
ELLIS, Dock (77-79)	3/11/1945	New London, CT	Died 12/19/08 (63)
ELLIS, John (76-81)	8/21/1948	Baton Rouge, LA	Died 4/6/22 (73)
ELLIS, Robert (03)	12/10/1970	Quincy, CA	Nacogdoches, TX
ELLISON, Jason (08)	4/4/1978	San Pedro, CA	Sammamish, WA
ELSTER, Kevin (96, 98)	8/3/1964	Dillsburg, PA	Huntington Beach, CA
EPPELY, Cody (11)	10/8/1985	Bronx, NY	Dillsburg, PA
ERICKSON, Scott (04)	4/4/1943	Long Branch, CA	Castle Rock, CO
ESPINO, Paolo (17)	2/2/1968	Panama City, Panama	Playa Vista, CA
ESPY, Cecil (87-90)	11/01/1937	San Diego, CA	Panama City, Panama
EVANS, Demarcus (20-21)	1/20/1963	Petal, MS	Fort Worth, TX
EVANS, Tom (00)	10/22/1996	Kirkland, WA	Petal, MS
EVERETT, Carl (02-03)	7/9/1974	Tampa, FL	Issaquah, WA
EVERSGERD, Bryan (97)	6/3/1971	Centralia, IL	Lutz, FL
EYRE, Willie (07, 09)	2/11/1969	Centralia, IL	Centralia, IL
FAIRBANKS, Peter (19)	7/21/1978	Fountain Valley, CA	Fort Myers, FL
FAJARDO, Hector (91, 93-95)	6/4/1950	Detroit, MI	Dallas, TX
FANEYTE, Rikkert (96)	12/16/1993	San Luis, MO	St. Louis, MO
FARISS, Monty (91-92)	11/6/1970	Michoacan, MX	Sahuayo, MX
FARMER, Ed (79)	5/31/1969	Amsterdam, Netherlands	Amsterdam, Netherlands
FARR, Jim (82)	10/13/1967	Cordell, OK	Moore, OK
FARR, Luke (18-20)	10/18/1949	Evergreen Park, IL	Died 4/1/20 (70)
FASSERO, Jeff (99)	5/19/1956	Waverly, NY	Williamsburg, VA
FAULKNER, Andrew (15-16)	6/7/1991	Springfield, IL	Westlake, OH
FEDEROWICZ, Tim (19)	1/5/1963	Bamberg, SC	Springfield, AZ
FEIERBAND, Ryan (14)	9/12/1992	Erie, PA	Aiken, SC
FELDMAN, Scott (05-12)	8/5/1987	Cleveland, OH	Chapel Hill, NC
FELIZ, Nefthali (09-15)	8/22/1985	Cleveland, OH	Grafton, OH
FELD, Thomas (15)	2/7/1983	Kailua, HI	San Francisco, CA
FIELDER, Prince (14-16)	5/22/1988	Azua, D.R.	Hollywood, CA
FIGUEROA, Ed (80)	2/22/1987	Ontario, CA	Austin, TX
FIGUEROA, Pedro (14)	5/9/1984	Ciales, PR	Windermera, FL
FIGUEROA, Pedro (14)	10/14/1948	Santo Domingo, D.R.	Campana Hts, PR
FIGUEROA, Pedro (14)	11/23/1985	Santo Domingo, D.R.	Santo Domingo, D.R.
FISHER, Doug (18)	6/6/1958	Bryan, OH	Bryan, OH
FISHER, Scott (96-99)	2/4/1984	Merced, CA	Merced, CA
FLORES, Randy (02)	7/30/1958	Fort Walton Beach, FL	Fort Walton Beach, FL
FLYNN, Doug (82)	7/31/1975	Bellflower, CA	Fayetteville, GA
FOLEY, Marv (84)	4/18/1951	Lexington, KY	Olivet, MO
FOLTYNEWICZ, Mike (21)	4/18/1951	Lexington, KY	Lexington, KY
FONT, Wilmer (12-13)	8/29/1953	Stanford, KY	Bradenton, FL
FORD, Ted (72)	10/7/1991	Sterling, IL	Atlanta, GA
	5/24/1990	La Guaira, VZ	Vargas, Venezuela
	2/7/1947	Vineland, NJ	Austin, TX

FRONT OFFICE

COACHES

PLAYERS

2022 REVIEW

OPPONENTS

RECORDS

DEVELOPMENT

MEDIA

	PLAYERS	DOB	BIRTHPLACE	RESIDENCE
FRONT OFFICE	FORSYTHE, Logan (19)	1/14/1987	Memphis, TN	Columbia, TN
	FOSSAS, Tony (88-98)	9/23/1957	Havana, Cuba	Plantation, FL
	FOSTER, Kevin (01)	1/13/1969	Evansville, IL	Died 10/11/08 (39)
	FOULCAULT, Steve (73-76)	10/3/1949	Duluth, MN	Rockledge, FL
	FOX, Andy (04)	11/21/1971	Sacramento, CA	Fair Oaks, CA
	FOX, Eric (95)	8/15/1963	LeMoore, CA	Meridian, ID
	FRANCISCO, Frank (04, 06-10)	9/11/1979	Santo Domingo, D.R.	Miami, FL
	FRANCO, Julio (89-93)	8/23/1961	San Pedro de Macoris, D.R.	San Pedro de Macoris, D.R.
	FRANCOEUR, Jeff (10)	18/1984	Duluth, GA	Duluth, GA
	FRASOR, Jason (13-14)	8/9/1977	Chicago, IL	Odessa, FL
COACHES	FRAZIER, Lou (95-98)	1/28/1965	St. Louis, MO	Gilbert, AZ
	FRAZIER, Todd (20)	2/12/1986	Point Pleasant, NJ	Toms River, NJ
	FREEMAN, Sam (15)	6/24/1987	Houston, TX	Prosper, TX
	FREGOSI, Jim (73-77)	4/4/1942	San Francisco, CA	Died 2/14/14 (71)
	FRIAS, Hanley (97)	12/5/1973	Villa Anagracia, D.R.	Villa Anagracia, D.R.
	FRIAS, Pepe (80)	7/14/1948	San Pedro de Macoris, D.R.	Tampa, FL
	FRIERI, Ernesto (17)	7/19/1955	Bolivar, Colombia	Bolivar, Colombia
	FROYE, Jeff (92, 94-95)	8/31/1966	Oakland, CA	Fort Worth, TX
	FUKUKAWA, Kyuji (15)	7/21/1980	Kobe City, Japan	Nishinomiya, Japan
	FUKUMORI, Kazuo (08)	8/4/1976	Miyakonogo, Miyazaki, Japan	Sendai, Miyagi, Japan
PLAYERS	FULLMER, Brad (04)	1/17/1975	Chatsworth, CA	Malibu, CA
	FULTZ, Aaron (03)	9/4/1973	Memphis, TN	Murfreesboro, TN
	GABBARD, Kason (07-08)	4/8/1982	Oxford, OH	Palm Beach, FL
	GAGNE, Eric (07)	17/1976	Montreal, QC	Scottsdale, AZ
	GALARRAGA, Andres (01)	6/18/1961	Caracas, VZ	West Palm Beach, FL
	GALARRAGA, Armando (07)	1/15/1982	Cumana Sucre, VZ	Caracas, VZ
	GALLARDO, Yovani (15, 18)	2/27/1986	Michoacan, MX	Fort Worth, TX
	GALLO, Joey (15-21)	11/19/1993	Henderson, NV	Henderson, NV
	GAMBLE, Oscar (79)	12/20/1949	Ramer, AL	Died 1/31/18 (68)
	GARBER, Barbaro (88)	1/24/1956	Santiago, Cuba	Livonia, MI
2023 REVIEW	GARCIA, Adolis (23-22)	3/21/1993	Ciego de Avila, Cuba	Roskwin, IL
	GARCIA, Leury (13)	3/18/1991	Santiago, D.R.	Chicago, IL
	GARCIA, Luis (20)	1/30/1987	Santo Domingo, D.R.	Dover, NJ
	GARCIA, Reynaldo (02-03)	4/15/1974	Mayua, D.R.	Nauga, D.R.
	GARCIA, Rosman (03-04)	1/3/1979	Maracay, VZ	Died 12/29/11 (32)
	GARDEWINE, Nick (17-18)	8/15/1993	Effingham, IL	Effingham, IL
	GARVER, Mitch (22)	1/15/1991	Albuquerque, NM	Aurora, CO
	GARZA, Ryan (10)	1/21/1991	Pittsburgh, PA	Scottsdale, AZ
	GARZA, Matt (13)	11/26/1983	Selma, CA	Fresno, CA
	GEARRIN, Cory (18)	4/14/1986	Chattanooga, TN	Scottsdale, AZ
OPINIONS	GEE, Dillon (17)	4/28/1986	Cleburne, TX	Fort Worth, TX
	GENTRY, Craig (09-13)	11/29/1983	Fort Smith, AR	Colleyville, TX
	GERMAN, Esteban (05, 09-11)	1/26/1978	Santo Domingo, D.R.	Santo Domingo, D.R.
	GERM, Franklin (08)	1/20/1980	San Cristobal, D.R.	San Cristobal, D.R.
	GERMANO, Justin (14)	8/6/1982	Pasadena, CA	San Marcos, CA
	GIBAUT, Ian (19-20)	11/19/1993	Houston, TX	Houston, TX
	GIBSON, Kyle (20-21)	10/23/1987	Greenfield, IN	Villa Ridge, MO
	GIDEON, Jim (75)	9/26/1953	Taylor, TX	Austin, TX
	GIL, Benji (93, 95-97)	10/6/1972	Tijuana, MX	Keller, TX
	GIMENEZ, Chris (14-15)	12/27/1992	Gilroy, CA	Reno, NV
RECORDS	GLANVILLE, Doug (03)	8/25/1970	Hackensack, NJ	Brownwood, CT
	GLEATON, Jerry Don (79-80)	9/14/1957	Brownwood, TX	Brownwood, TX
	GLYNN, Ryan (99-01)	11/1/1974	Portsmouth, VA	Fort Myers, FL
	GOGOLEWSKI, Bill (72-73)	10/26/1947	Oshkosh, WI	Oshkosh, WI
	GOLSON, Greg (09)	9/17/1985	Austin, TX	Austin, TX
	GOMEZ, Carlos (16-17)	12/4/1985	Santiago, D.R.	Santiago, D.R.
	GOMEZ, Jeanmar (19)	2/10/1988	Caracas, VZ	Pembroke Pines, FL
	GONZALES, Rene (96)	9/3/1960	Austin, TX	Covina, CA
	GONZALEZ, Adrian (04-05)	5/8/1982	San Diego, CA	La Jolla, CA
	GONZALEZ, Alberto (12)	4/18/1983	Maracaibo, VZ	Fair Oak, CA
DEVELOPMENT	GONZALEZ, Chi Chi (15-16)	1/15/1992	Boynton Beach, FL	Delray Beach, FL
	GONZALEZ, Juan (89-99, 02-03)	10/20/1969	Vega Baja, PR	Vega Baja, PR
	GONZALEZ, Michael (11)	5/23/1978	Robstown, TX	Deer Park, TX
	GONZALEZ, Miguel (17)	5/27/1984	Guadalajara, MX	Lakewood Ranch, FL
	GOODWIN, Tom (97-99)	7/27/1968	Fresno, CA	Corinth, TX
	GOODY, Nick (20)	7/6/1991	Orlando, FL	Orlando, FL
	GORDON, Brian (08)	8/16/1978	West Point, NY	Round Rock, TX
	GOSSAGE, Rich (91)	7/5/1951	Colorado Springs, CO	Colorado Springs, CO
	GOSELIN, Philip (17)	10/3/1988	West Chester, PA	Malvern, PA
	GRAY, Gary (77-79)	9/21/1952	New Orleans, LA	LaPlace, LA
MEDIA	GRAY, Jason (22)	11/5/1991	Shawnee, OK	Keller, TX
	GREEN, Gary (90-91)	1/14/1962	Pittsburgh, PA	Pittsburgh, PA
	GREEN, Scarborough (99-00)	6/9/1974	Creve Coeur, MO	Inving, TX
	GREENE, Todd (02-03)	5/8/1971	Augusta, GA	Alpharetta, GA
	GREER, Rusty (94-03)	1/21/1969	Fort Rucker, AL	Colleyville, TX
	GRIEVE, Tom (72-77)	3/4/1948	Pittsfield, MA	Arlington, TX
	GRIFFIN, A.J. (16-17)	1/28/1988	El Cajon, CA	Scottsdale, AZ
	GRILLI, Jason (08, 11)	11/11/1976	Royal Oak, MI	Orlando, FL
	GRIMM, Justin (12-13)	8/16/1988	Bristol, TN	Brentwood, TN
	GROSS, Kevin (95-96)	6/8/1961	Downey, CA	Claremont, CA
2023 REVIEW	GRUBB, John (78-82)	8/4/1948	Richmond, VA	Chester, VA
	GRYBOSKI, Kevin (05)	11/15/1973	Wilkes-Barre, PA	Veneta, PA
	GUANTE, Cecilio (98-99)	2/1/1960	Villa Mella, D.R.	Santo Domingo, D.R.
	GUARDADO, Eddie (08-09)	10/2/1970	Stockton, CA	Tustin, CA
	GUERRERO, Vladimir (10)	2/9/1975	Nizao, D.R.	Don Gregorio, D.R.
	GUERRIERI, Taylor (19)	12/1/1992	Augusta, GA	Vero Beach, FL
	GUNDERSON, Eric (97-99)	3/29/1966	Portland, OR	Canas, WA
	GUZMAN, Cristian (10)	3/21/1978	Santo Domingo, D.R.	Las Maria, D.R.
	GUZMAN, Freddy (06-07)	1/20/1981	Santo Domingo, D.R.	Santo Domingo, D.R.
	GUZMAN, Jose (85-86, 91-92)	4/9/1963	Santa Isabel, PR	Boerne, TX
2023 REVIEW	GUZMAN, Ronald (18-21)	10/20/1994	Santa Isabel, PR	La Vega, D.R.
	HAFNER, Travis (02)	6/3/1977	Jamestown, ND	Sykeston, ND
	HAIRSTON, Jerry Jr. (06-07)	5/29/1976	Naperville, IL	Scottsdale, AZ
	HALL, Drew (89)	3/27/1963	Louisville, KY	Louisville, KY
	HAMBURGER, Mark (11)	2/5/1987	St. Paul, MN	Shoreview, MN
	HAMELS, Cole (15-18)	12/27/1983	San Diego, CA	Colleyville, TX
	HAMILTON, Darryl (96)	1/23/1964	Baton Rouge, LA	Died 6/21/15 (50)
	HAMILTON, Josh (08-12, 15)	5/21/1981	Raleigh, NC	Keller, TX
	HAND, Rich (72-73)	7/10/1948	Bellevue, WA	Argyle, TX
	HANDS, Bill (74-75)	5/6/1940	Hackensack, NJ	Died 3/9/17 (76)
2023 REVIEW	HARDEN, Rich (10)	11/30/1981	Victoria, BC	Phoenix, AZ
	HARE, Shawn (95)	3/28/1967	Los Angeles, CA	Los Angeles, CA
	HARGAN, Steve (74-77)	9/8/1942	Fort Wayne, IN	Palm Springs, CA
	HARGROVE, Mike (74-78)	10/26/1949	Perryton, TX	Richfield, OH
	HARRAH, Toby (72-76, 85-86)	10/26/1948	Sissonville, WV	Azle, TX
	HARRELL, Lucas (16)	6/3/1985	Springfield, MO	St. Petersburg, FL
	HARRELSON, Bud (80)	6/6/1944	Niles, CA	Hauapauga, NY
	HARRIS, Donald (91-93)	11/12/1967	Waco, TX	Lakeway, TX
	HARRIS, Greg (85-87)	11/2/1955	Lynwood, CA	Canyon Lake, CA
	HARRIS, Vic (72-73)	3/27/1950	Los Angeles, CA	Los Angeles, CA



PLAYERS	DOB	BIRTHPLACE	RESIDENCE
HARRISON, Matt (08-15)	9/16/1985	Durham, NC	Creedmoor, NC
HART, Jason (02)	9/5/1977	Wainut Creek, CA	Springfield, MO
HART, Mike (80)	12/20/1951	Kalamazoo, MI	Bonita Springs, FL
HAELMAN, Bill (90, 98, 00-02)	5/25/1966	Long Branch, NJ	New Castle, WA
HATCHER, Billy (95)	10/4/1960	Williams, AZ	Cincinnati, OH
HAUSCHILD, Mike (17)	1/22/1990	Dayton, OH	Beavercreek, OH
HAYWARD, Ray (88)	4/27/1961	Enid, OK	Norman, OK
HEARN, Taylor (19-22)	8/30/1994	Royse City, TX	Dallas, TX
HEIM, Jonah (21-22)	6/27/1995	Buffalo, NY	Council Bluffs, IA
HEINEMAN, Scott (19-20)	12/4/1992	Pacific Palisades, CA	Pacific Palisades, CA
HELLING, Rick (94-01)	12/15/1970	Devils Lake, ND	Excelsior, MN
HENDERSON, Ken (77)	6/15/1946	Carroll, IL	Haverford, PA
HENKE, Tom (82-84, 93-94)	12/21/1957	Kansas City, MO	Jefferson City, MO
HENNEMAN, Mike (96)	12/11/1961	St. Charles, MO	Overland Park, KS
HENNINGER, Rick (73)	1/11/1948	Hastings, NE	Pottsboro, TX
HENRY, Dwayne (84-88)	2/16/1962	Elkton, MD	Middleton, DE
HEREDIA, Gil (96)	10/26/1965	Nogales, AZ	Tucson, AZ
HEREDIA, Jimmy (95, 97)	3/30/1972	La Romana, D.R.	La Romana, D.R.
HERGET, Jimmy (20-21)	9/9/1993	Tampa, FL	Tampa, FL
HERNANDEZ, Elier (22)	11/21/1994	San Cristobal, D.R.	San Cristobal, D.R.
HERNANDEZ, Jonathan (19-20, 22)	7/6/1996	Memphis, TN	Euleess, TX
HERNANDEZ, Jose (91)	7/14/1969	Vega Alta, PR	Vega Alta, PR
HERNANDEZ, Luis (12)	6/26/1984	Quibor, VZ	Boca Raton, FL
HERNANDEZ, Xavier (97-98)	8/16/1965	Fort Arthur, TX	Richmond, TX
HERNANDEZ, Yonny (21)	5/4/1998	Maturin, VZ	Mesa, AZ
HICKS, John (21)	8/31/1989	Richmond, VA	Goochland, VA
HIDALGO, Richard (05)	6/28/1975	Caracas, VA	Orlando, FL
HILL, Ken (96-97)	12/14/1965	Lynn, MA	Southlake, TX
HINTON, Rich (72)	5/22/1947	Tucson, AZ	Sarasota, FL
HOERNER, Joe (76)	11/12/1936	Dubuque, IA	Died 10/4/96 (59)
HOFFMAN, Guy (88)	7/9/1956	Ottawa, IL	Bloomington, IL
HOLLADAY, Bryan (16)	11/19/1987	Dallas, TX	Fort Worth, TX
HOLLAND, Derek (09-16)	10/9/1986	Newark, OH	Inving, TX
HOLLAND, Greg (22)	11/20/1985	Marion, NC	Fairview, NC
HOLLANDSWORTH, Todd (02)	4/20/1973	Dayton, OH	Barrington, IL
HOLLE, Gary (79)	8/11/1954	Albany, NY	Cohoes, NY
HOLT, Brock (21)	6/11/1984	Fort Worth, TX	Brentwood, TN
HONEYLITT, Rick (81-83, 94)	6/29/1954	Chattanooga, TN	Chattanooga, TN
HOOTON, Burt (85)	2/17/1950	Greenville, TX	San Antonio, TX
HOOVER, John (90)	12/22/1962	Fresno, CA	Died 7/8/14 (51)
HORN, Sam (95)	11/2/1963	Dallas, TX	Cranston, RI
HORTON, Willie (77)	10/18/1942	Arno, VA	Bloomfield, IN
HOSTETLER, Dave (82-84)	3/27/1956	Pasadena, CA	Arlington, TX
HUGH, Charlie (80-90)	1/5/1949	Honolulu, HI	Brea, CA
HOWARD, Chris (95)	11/18/1965	Lynn, MA	Nahant, MA
HOWARD, Frank (72)	8/8/1936	Columbus, OH	Aldre, VA
HOWARD, Spencer (21-22)	7/28/1996	San Luis Obispo, CA	Dallas, TX
HOWE, Steve (87)	3/10/1958	Pontiac, MI	Died 4/28/06 (48)
HOWELL, Jay (84)	11/26/1955	Miami, FL	Suwanee, GA
HOWELL, Roy (74-77)	12/18/1953	Lompoc, CA	Shell Beach, CA
HOYING, Jared (16-17)	5/18/1999	Sidney, OH	Fort Loramie, OH
HUANG, Wei-Chieh (19)	9/26/1993	Taitung, Taiwan	Taitung City, Taiwan
HUBBARD, Mike (01)	2/16/1971	Lynchburg, VA	Richmond, VA
HUCKABY, Ken (04)	1/27/1971	San Leandro, CA	Chandler, AZ
HUDSON, Charlie (73)	8/18/1949	Ada, OK	Colgate, OK
HUFF, Sam (20, 22)	1/14/1998	Phoenix, AZ	Phoenix, AZ
HUGHES, Travis (04)	5/25/1978	Newton, KS	Linoon, NE
HULSE, David (92-94)	2/25/1968	San Angelo, TX	Colleyville, TX
HUNTER, Tommy (88-11)	7/3/1986	Tuscaloosa, AL	Indianapolis, IN
HURLEY, Eric (08)	9/17/1985	St. George, UT	St. John's, FL
HURST, Bruce (94)	3/24/1958	St. George, UT	Gilbert, AZ
HURST, James (94)	6/1/1967	Plantation, FL	Indianapolis, IN
HURST, Jeff (90-93)	8/15/1964	Scottsdale, AZ	Parker, CO
HUTCHINSON, Drew (18)	8/22/1990	Lakeland, FL	Tampa, FL
HYZLI, Adam (06)	12/6/1971	San Jose, CA	Mesa, AZ
IBANEZ, Andy (21-22)	4/3/1993	La Habana, Cuba	Miami, FL
INCAVIGLIA, Pete (86-90)	4/2/1964	Pebble Beach, CA	Argyle, TX
IRABU, Hideki (02)	5/5/1969	Hyogo, Japan	Died 7/27/11 (42)
IRWIN, Phil (14)	2/25/1987	Germananton, TN	Collierville, TN
JACKSON, Chuck (94)	3/19/1963	Seattle, WA	Ashville, NC
JACKSON, Luke (16-16)	8/24/1991	Fort Lauderdale, FL	Southwest Ranches, FL
JAMES, Chris (93-94)	10/4/1962	Rusk, TX	Nacogdoches, TX
JANESKI, Gerry (72)	4/18/1946	Pasadena, CA	San Juan Capistrano, CA
JEFFCOAT, Mike (87-92)	8/3/1959	Pine Bluff, AR	Godley, TX
JEFFRESS, Jeremy (16-17)	9/21/1987	South Boston, VA	Phoenix, AZ
JENKINS, Fergie (74-75, 78-81)	12/13/1942	Chatham, ON	Frisco, TX
JENNINGS, Jason (08-09)	7/17/1978	Dallas, TX	Frisco, TX
JENSEN, Marcus (01)	12/14/1972	Oakland, CA	Scottsdale, AZ
JEPSEN, Kevin (18)	7/26/1984	Anaheim, CA	Chandler, AZ
JIMENEZ, A.J. (17)	5/1/1990	San Juan, PR	Guaynabo, P.R.
JIMENEZ, D'Angelo (06)	12/21/1977	Santo Domingo, D.R.	West New York, NJ
JOHNSON, Alex (73-74)	12/7/1942	Helena, AR	Died 2/28/15 (72)
JOHNSON, Bobby (81-83)	7/31/1959	Dallas, TX	Denver, CO
JOHNSON, Cliff (86)	7/22/1947	San Antonio, TX	Spring Lake, MI
JOHNSON, John Henry (79-81)	8/21/1966	Houston, TX	Maysville, KS
JOHNSON, Jonathan (98-01)	7/16/1974	LaGrange, GA	Irmo, SC
JOHNSON, Lamar (82)	9/2/1950	Bessemer, AL	Arlington, TX
JONES, Andruw (09)	4/23/1977	Willemstad, Curacao	El Dorado Hills, CA
JONES, Bobby (74-75, 81, 83-86)	10/11/1949	Elkton, MD	Tulsa, OK
JONES, Dalton (72)	12/10/1943	McComb, MS	Liberty, MS
JONES, Jason (03)	10/17/1978	Manetta, GA	Smyrna, GA
JONES, Odel (83-84)	1/13/1953	Tulare, CA	Beaverton, OR
JORDAN, Brian (04)	3/29/1967	Baltimore, MD	Canton, GA
JORGENSEN, Mike (78-79)	8/16/1948	Passaic, NJ	Fenton, MO
JUDD, Mike (01)	6/30/1975	San Diego, CA	San Diego, CA
JUNG, Josh (22)	2/12/1998	San Antonio, TX	Lubbock, TX
JURADO, Ariel (18-19)	1/30/1996	Agua Dulce, Panama	Nata, Panama
KAINER, Don (80)	8/19/1955	Houston, TX	Conroe, TX
KAPLER, Gabe (00-02)	7/31/1975	Hollywood, CA	Malibu, CA
KARSAY, Steve (05)	3/24/1972	Flushing, NY	Scottsdale, AZ
KATA, Matt (07)	3/14/1978	Fairview Park, OH	Avon Lake, OH
KEKICH, Mike (75)	4/2/1945	San Diego, CA	Albuquerque, NM
KELA, Keone (15-18)	4/16/1993	Los Angeles, CA	Dallas, TX
KELLY, Shawn (19)	4/26/1984	Louisville, KY	Cleveland, TN
KELLY, Roberto (96-99)	10/1/1964	Panama City, Panama	Arlington, TX
KEMP, Steve (88)	8/7/1954	San Angelo, TX	Laguna Niquel, CA
KENNEDY, Ian (21)	12/19/1984	Huntington Beach, CA	Bucyrus, KS
KERN, Jim (79-81)	3/15/1949	N. Ridgeville, OH	Granbury, TX
KEUCHEL, Dallas (22)	1/1/1988	Tulsa, OK	Scottsdale, AZ
KILGUS, Paul (87-88)	2/2/1962	Bowling Green, KY	Bowling Green, KY

FRONT OFFICE

COACHES

PLAYERS

2022 REVIEW

OPPONENTS

RECORDS

DEVELOPMENT

MEDIA

	PLAYERS	DOB	BIRTHPLACE	RESIDENCE
FRONT OFFICE	KINER-FALEFA, Isiah ('18-'21)	3/23/1995	Honolulu, HI	Honolulu, HI
	KING, Hal (72)	2/1/1944	Oviedo, FL	Died 3/23/2019 (76)
	KING, John (20-'22)	9/14/1994	Missouri City, TX	Dallas, TX
	KINSLEY, Ian (02-'13)	6/22/1982	Tucson, AZ	Dallas, TX
	KIRKMAN, Michael ('10-'14)	9/18/1986	Lake City, FL	Lake City, FL
	KIRKPATRICK, Ed (77)	10/8/1944	Spokane, WA	Died 11/15/10 (66)
	KLEIN, Phil ('14-'16)	4/30/1989	Columbus, OH	Celina, TX
	KLUBER, Corey (20)	4/10/1986	Birmingham, AL	Winchester, MA
	KNORR, Randy (00)	11/12/1968	San Gabriel, CA	Tampa, FL
	KNOWLES, Darold (77)	12/9/1941	Brunswick, MO	Waldorf, FL
	KOBY, Danny (92-'02)	3/29/1975	Sterling, IL	St. Petersburg, FL
	KORONKA, John (06-'07)	7/3/1980	Cleaver, FL	Clermont, FL
	KOUZMANOFF, Kevin (14)	7/25/1981	Newport Beach, CA	Lakewood, CO
	KOZLOWSKI, Ben (02)	8/16/1980	St. Petersburg, FL	Seminole, FL
	KOZMA, Pete (17)	4/11/1988	Tulsa, OK	Broken Arrow, OK
COACHES	KREMMEL, Jim (73)	2/28/1949	Belleville, IL	Died 10/12/12 (64)
	KREUTER, Chas ('88-'91, '03)	8/26/1964	Greenbrae, CA	Miami, FL
	KUBIAK, Ted (72)	1/21/1942	New Brunswick, NJ	San Diego, CA
	KUNDEL, Jeff ('84-'90)	3/25/1962	West Palm Beach, FL	Highland Village, TX
	LACEY, Bob (81)	8/25/1953	Fredericksburg, VA	Mesa, AZ
	LACHOWICZ, Al ('83)	9/6/1960	Pittsburgh, PA	Granbury, TX
	LAHOUD, Joe (76)	4/14/1947	Danbury, CT	Woodbury, CT
	LAIRD, Gerald ('03-'08)	11/13/1979	Westminster, CA	Scottsdale, AZ
	LAMB, Mike ('00-'03)	8/9/1975	West Covina, CA	Cota de Caza, CA
	LATZ, Jake (21)	4/8/1996	Lemont, IL	Celina, TX
	LAWSON, Steve (72)	12/28/1950	Oakland, CA	Danville, CA
	LEACH, Rick (89)	5/4/1957	Ann Arbor, MI	Farmington Hills, MI
	LEARY, Tim (94)	12/23/1958	Santa Monica, CA	Santa Monica, CA
	LECLERC, Jose ('16-'20, '22)	11/29/1993	Esperanza, D.R.	Santiago, D.R.
	LEDEE, Ricky (00-'01)	12/12/1973	Ponca, PR	Salinas, PR
PLAYERS	LEE, Corey (06)	6/20/1976	Aguadulce Panama	Aguadulce Panama
	LEE, Cliff (10)	8/30/1978	Benton, AR	Little Rock, AR
	LEE, Corey (99)	12/26/1974	Raleigh, NC	Clayton, NC
	LEE, Manuel (93-'94)	6/17/1965	San Pedro de Macoris, D.R.	Spring, TX
	LEEFFERTS, Craig (93)	9/29/1957	Munich, West Germany	Scottsdale, AZ
	LEIBRANDT, Charlie (93)	10/4/1956	Chicago, IL	Alphaetta, GA
	LEON, Danny (52)	4/3/1967	La Cotocepote, VZ	Cementerio, VZ
	LEVINE, Alan (98)	5/21/1968	Park Ridge, IL	Belleville, IL
	LEWALLYN, Dennis (80)	8/11/1953	Pensacola, FL	Pensacola, FL
	LEWIS, Colby ('02-'04, '10-'12, '14-'16)	8/2/1979	Bakersfield, CA	Bakersfield, CA
	LEVRITZ, Jim (97)	12/27/1963	Lakewood, OH	Cooper City, FL
	LINDBLAD, Paul (72, '77-'78)	8/9/1941	Chanute, KS	Died 1/1/06 (65)
	LINDBLUM, Josh (13)	6/15/1987	Lafayette, IN	West Lafayette, IN
	LYE, Rick (81)	3/17/1956	Halifax, NS	Coopers, VA
	LITTLETON, Was (06-'08)	9/2/1982	Hayward, CA	Rogers Lake, CA
2022 REVIEW	LOAIZA, Esteban (98-'00)	12/31/1971	Tijuana, MX	Chula Vista, CA
	LOE, Kameron (04-'08)	9/10/1981	Simi Valley, CA	Scottsdale, AZ
	LOFTON, Kenny (07)	5/31/1967	East Chicago, IN	Marina del Ray, CA
	LOHSE, Kyle (16)	10/4/1978	Chico, CA	El Dorado Hills, CA
	LOVITTO, Joe (72-'76)	1/6/1951	San Pedro, CA	Died 5/19/01 (50)
	LOWE, Derek (13)	6/1/1973	Dearborn, MI	Fort Myers, FL
	LOWE, Mark (10-'12)	6/7/1983	Houston, TX	Peoria, AZ
	LOWE, Nathaniel (21-'22)	7/7/1995	Norfolk, VA	Clermont, FL
	LOWENSTEIN, John (78)	1/27/1947	Wolf Point, MT	East Providence, RI
	LOYND, Mike (86-'87)	3/26/1964	St. Louis, MO	Jupiter, FL
	LUCROY, Jonathan (16-'17)	6/13/1986	Eustis, FL	Westlake, TX
	LUDWICK, Ryan (02-'03)	7/13/1978	Satellite Beach, FL	Georgetown, TX
	LYLE, Sparty (79-'80)	7/22/1944	Dubois, PA	Voorhees, NJ
	LYLES, Jordan (20-'21)	10/19/1990	Hartsville, SC	Denver, CO
	OPINIONS	LYNN, Lance (19-'20)	5/12/1987	Indianapolis, IN
MACKANIN, Pete (73-'74)		8/1/1951	Chicago, IL	Scottsdale, AZ
MADDOX, Elliott (72-'73)		12/21/1947	East Orange, NJ	Coral Springs, FL
MADLOCK, Bill (73)		12/1/1951	Memphis, TN	Henderson, NV
MADRIGAL, Warner (08-'09)		3/21/1984	San Pedro de Macoris, D.R.	Tampa, FL
MAGRUDER, Chris (01)		4/26/1977	Tacoma, WA	Yakima, WA
MAHAR, Kevin (07)		6/8/1981	Pontiac, MI	Jasper, IN
MAHAY, Ron (03-'07)		6/28/1971	Crestwood, IL	Burbank, CA
MAHLBERG, Greg (78-'79)		8/8/1952	Milwaukee, WI	Tucson, AZ
MAHLER, Mickey (86)		7/30/1952	Montgomery, AL	Sandy, UT
MAHOMES, Pat (01)		8/9/1970	Bryan, TX	Tyler, TX
MALDONADO, Candy (95)		9/5/1960	Humacao, PR	Aracibo, PR
MALLOY, Bob (87)		11/24/1964	Garland, TX	Allen, TX
MANN, Brandon (18)		5/16/1984	Tacoma, WA	Summer, WA
MANON, Ramon (90)		1/20/1968	Santo Domingo, D.R.	Sabana Perdida, D.R.
RECORDS	MANRIQUE, Fred (89)	5/11/1961	Edo Bolivar, VZ	Edo Bolivar, VZ
	MANUEL, Barry (91-'92)	8/12/1965	Mamou, LA	Opelousas, LA
	MARINEZ, Juan (17)	8/12/1998	Santo Domingo, D.R.	Santo Domingo, D.R.
	MARSHALL, Mike (77)	1/15/1983	Adrian, MI	Died 5/12/17 (78)
	MARTIN, Brett (19-'22)	4/28/1995	Morristown, TN	Morristown, TN
	MARTIN, Chris (18-'19)	6/2/1986	Arlington, TX	Keller, TX
	MARTIN, Jason (21)	9/5/1995	Corona, CA	Corona, CA
	MARTIN, Leonys (11-'15)	3/6/1988	Villa Clara, Cuba	Weston, FL
	MARTINEZ, Dave (00)	9/26/1964	Brooklyn, NY	Safety Harbor, FL
	MARTINEZ, Luis (12)	4/3/1985	Miami, FL	Miami, FL
	MARTINEZ, Marty (72)	8/23/1941	Havana, Cuba	Died 3/8/07 (66)
	MARTINEZ, Nick (14-'17)	8/5/1990	Hialeah, FL	Miami, FL
	MARZANO, John (95)	2/14/1963	Philadelphia, PA	Died 4/19/08 (45)
	MASON, Jim (72-'73, '77-'78)	8/14/1950	Mobile, AL	Theodore, AL
	DEVELOPMENT	MASON, Mike (82-'87)	11/21/1958	Fairbault, MN
MASSET, Nick (06)		5/17/1992	St. Petersburg, FL	Cleaver, FL
MATEO, Ruben (99-'01)		10/19/1978	San Cristobal, D.R.	San Cristobal, D.R.
MATHEWS, Terry (91-'92)		10/5/1964	Alexandria, LA	Died 2/24/12 (47)
MATHIS, Doug (08-'10)		6/7/1983	Maryvale, AZ	Peoria, AZ
MATHIS, Jeff (19-'20)		3/31/1983	Marianna, FL	Santa Rosa Beach, FL
MATHIAS, Mark (22)		8/2/1994	Santa Clara, CA	Dallas, TX
MATLACK, Jon (78-'83)		1/19/1950	West Chester, PA	Johnsburg, NY
MATTHEWS, Gary Jr. (04-'06)		8/25/1974	San Francisco, CA	Corona del Mar, CA
MAURER, Ron (91-'92)		1/7/1967	Evansville, IN	Evansville, IN
MAY, Dave (77)		12/23/1943	New Castle, DE	Died 10/20/12 (68)
MAY, Scott (88)		11/11/1961	West Bend, WI	Tampa, FL
MAZARA, Nomar (16-'19)		4/26/1995	Santo Domingo, D.R.	Santo Domingo, D.R.
MCAZILLI, Lee (82)		3/25/1955	New York, NY	Greenwich, CT
McCALL, Larry (79)		9/8/1952	Asheville, NC	Chandler, NC
McCARTHY, Brandon (07-'09)	7/7/1983	Phoenix, AZ	Phoenix, AZ	
McCLELLAN, Kyle (13)	6/12/1984	Florissant, MO	O'Fallon, MO	
McCULLERS, Lance (92)	3/8/1964	Tampa, FL	Tampa, FL	
McCUTCHEEN, Daniel (14)	9/26/1982	McKinney, TX	New Braunfels, TX	
McDONALD, Jason (00)	3/20/1972	Modesto, CA	Sacramento, CA	
McDOUGALL, Marshall (05)	12/19/1978	Jacksonville, FL	Wesley Chapel, FL	
McDOWELL, Odibee (85-'88, '94)	8/25/1962	Hollywood, FL	West Park, FL	

PLAYERS	DOB	BIRTHPLACE	RESIDENCE
McDOWELL, Roger (95)	12/21/1960	Cincinnati, OH	Marietta, GA
McGINNIS, Russ (92)	6/18/1963	Coffeyville, KS	San Diego, CA
McGUINNESS, Chris (13)	4/11/1968	Charleston, SC	Charleston, SC
McLAUGHLIN, Joey (84)	7/11/1956	Tulsa, OK	Sausalito, CA
McLEMORE, Mark (95-99)	10/4/1964	San Diego, CA	Fort Worth, TX
McMURTRY, Craig (88-90)	11/5/1959	Temple, TX	Troy, TX
MEDICH, Doc (78-82)	12/9/1948	Aliquippa, PA	Aliquippa, PA
MEIER, Dave (87)	8/8/1959	Helena, MT	San Diego, CA
MELHUSE, Adam (07-08)	3/27/1972	Santa Clara, CA	San Luis Obispo, CA
MENCH, Kevin (02-06)	1/7/1978	Wilmington, DE	Keller, TX
MENDEZ, Romeo (14-15)	7/25/1990	San Pedro de Macoris, D.R.	San Pedro de Macoris, D.R.
MÉNDEZ, Yohander (16-19)	1/17/1995	Valencia, VZ	Kissimmee, FL
MENDOZA, Luis (07-09)	8/31/1983	Veracruz, MX	Mexico City, MX
MENDOZA, Mario (81-82)	12/26/1950	Chihuahua, MX	Navojoa, MX
MERCADO, Orlando (86)	11/7/1961	Arecibo, PR	Arecibo, PR
MERCEDES, Henry (97)	7/23/1969	Santo Domingo, D.R.	Eagle Point, OR
MERCER, Mark (81)	5/22/1954	Fort Bragg, NC	Minneapolis, MN
MERRITH, Ron (86-87)	11/28/1956	San Pedro, CA	San Clemente, CA
MERRITT, Jim (73-75)	12/9/1943	Altadena, CA	Menifee, CA
METCALF, Travis (07-08)	8/17/1982	Manhattan, KS	Long Beach, CA
MEYER, Drew (06)	8/29/1981	Charleston, SC	Simpsonville, SC
MICELLI, Dan (02)	9/9/1970	Newark, NJ	Oveido, FL
MICHALAK, Chris (01-02)	1/4/1971	Joliet, IL	Keller, TX
MICHALEK, Brooks, Will (17)	9/9/1988	Greenville, TX	Boynton Beach, FL
MIELKE, Gary (87, 89-90)	1/28/1963	St. James, MN	N. Mankato, MN
MIKOLAS, Miles (14)	8/23/1988	Jupiter, FL	Jupiter, FL
MILLER, Brad (22)	10/18/1989	Oriando, FL	Tampa, FL
MILLER, Eddie (77)	6/29/1957	San Pablo, CA	San Pablo, CA
MILLER, Shelby (19)	10/10/1990	Houston, TX	Phoenix, AZ
MILLER, Tyson (22)	7/29/1995	Fairfield, CA	Scottsdale, AZ
MILLWOOD, Kevin (06-09)	12/24/1974	Gastonia, NC	Gainesville, GA
MINCHER, Don (72)	6/24/1938	Huntsville, AL	Died 3/4/12 (73)
MINOR, Mike (18-20)	12/26/1987	Chapel Hill, TN	Knoxville, TN
MIRABELLA, Paul (78-82)	3/20/1954	Belleville, NJ	Morristown, NJ
MIRABELLI, Doug (01)	10/18/1970	Kingman, AZ	Traverse City, MI
MOATES, Dave (74-76)	1/30/1948	Great Lakes, IL	Bradenton, FL
MOHOROIC, Dale (86-88)	1/25/1956	Cleveland, OH	Buffalo, NY
MOLINA, Bengie (10)	7/20/1974	Rio Piedras, PR	Belmont, PR
MONROE, Craig (01)	2/27/1977	Texarkana, TX	Cedar Hill, TX
MONTANEZ, Willie (79)	4/1/1948	Catano, PR	Caguas, PR
MONTERO, Rafael (19-20)	10/17/1990	Higuerito, D.R.	Santo Domingo, D.R.
MOODY, Eric (97)	1/6/1971	Greenville, SC	Irmo, SC
MOORE, Matt (18, '22)	6/18/1989	Fort Walton Beach, FL	Scottsdale, AZ
MOORE, Tommy (75)	7/7/1948	Lynnwood, CA	Pionsertown, CA
MORELAND, Mitch (10-16)	9/6/1985	Armory, MS	Palham, AL
MORENO, Juan (01)	2/28/1975	Maiquetia, VZ	Cagua, VZ
MORET, Roger (77-78)	9/16/1949	Guayama, PR	Died 12/7/20 (71)
MORGAN, Mike (99)	10/8/1959	Tulare, CA	Park City, UT
MOSCOSO, Guillermo (09-10)	11/14/1983	Maracay, VZ	Lakeland, FL
MOUNCE, Tony (03)	2/8/1975	Sacramento, CA	Melanie, LA
MURPHY, Jamie (89-90)	11/18/1962	Sellersville, PA	Granger, IN
MUNOZ, Mike (99-00)	7/12/1965	Baldwin Park, CA	Southlake, TX
MURPHY, David (07-13)	10/18/1981	Houston, TX	Argyle, TX
MURPHY, Donnie (14)	3/10/1983	Lakewood, CA	Scottsdale, AZ
MURRAY, A.J. (07-08)	3/17/1982	Vernal, UT	Vernal, UT
MURRAY, Calvin (02)	7/30/1971	Dallas, TX	Spring, TX
MURRAY, Dale (85)	2/2/1950	Cuero, TX	Yorktown, TX
MYETTE, Aaron (01-02)	9/25/1977	New Westminster, BC	Blaine, WA
NAPOLI, Mike (11-12, '15, '17)	10/31/1981	Hollywood, FL	Fort Lauderdale, FL
NARRON, Sam (04)	7/12/1981	Goldsboro, NC	Gibsonville, NC
NATHAN, Joe (12-13)	11/22/1974	Houston, TX	Knoxville, TN
NELSON, Dave (72-75)	6/20/1944	Fort Sill, OK	Died 4/22/18 (73)
NELSON, Gene (93)	12/3/1960	Tampa, FL	Arlington, TX
NELSON, Jeff (04)	11/17/1966	Baltimore, MD	Jupiter, FL
NEN, Robb (93)	11/28/1969	San Pedro, CA	Coto de Caza, CA
NEVIN, Phil (05-06)	1/19/1971	Fullerton, CA	Poway, CA
NEWMAN, Al (92)	6/30/1960	Kansas City, MO	Ontario, CA
NEWSON, Warren (96-98)	7/3/1964	Newnan, GA	Keller, TX
NICHASIO, Juan (20)	8/31/1986	San Francisco de Macoris, D.R.	San Francisco de Macoris, D.R.
NICHOLAS, Brent (16-17)	7/18/1988	Phoenix, AZ	Phoenix, AZ
NICHOLS, Chris (95)	5/13/1966	Cincinnati, OH	Cincinnati, OH
NIPPERT, Dustin (08-10)	5/6/1981	Wheeling, WV	Powhatan Point, OH
NITKOWSKI, C.J. (02-03)	3/9/1973	Suffern, NY	Alpharetta, GA
NIVAR, Ramon (03-04)	2/22/1980	San Cristobal, D.R.	San Cristobal, D.R.
NIX, Laynce (03-06)	10/30/1980	Houston, TX	Inving, TX
NIXON, Otis (95)	1/9/1959	Evergreen, NC	Woodstock, GA
NOESI, Hector (14)	1/26/1987	Espananza, D.R.	Mao, D.R.
NOLDS, Dickie (84-85)	11/19/1956	Charlotte, NC	Aston, PA
NOLTE, Eric (91)	4/28/1964	Canoga, CA	Hemet, CA
NORMAN, Nelson (78-81)	5/23/1958	San Pedro de Macoris, D.R.	Palm Bay, FL
NORRIS, Jim (80)	12/20/1948	Brooklyn, NY	Burleson, TX
NUNEZ, Edwin (92)	5/27/1963	Humacao, PR	Phoenix, AZ
NUNEZ, Renato (18)	4/4/1994	Valencia, VZ	Valencia, VZ
O'BRIEN, Peter (02a-38)	2/9/1958	Santa Monica, CA	North Richland Hills, TX
ODAY, Darren (09-11)	10/22/1982	Jacksonville, FL	Caldwellville, TX
O'MALLEY, Tom (87)	12/25/1960	Orange, NJ	Montoursville, PA
ODOR, Rougned (14-20)	2/3/1994	Maracaibo, VZ	Frisco, TX
OGANDO, Alexi (10-14)	10/5/1983	San Pedro de Macoris, D.R.	San Pedro de Macoris, D.R.
OHLENDORF, Ross (15)	8/8/1982	Austin, TX	Austin, TX
OJEDA, Miguel (06)	1/29/1975	Guaymas, MX	Mazatlan, MX
OLIVER, Roy (12)	10/14/1946	Lawrence, MO	Portsmouth, OH
OLIVER, Darren (93-98, 00-01, '10-11)	10/6/1970	Kansas City, MO	Trophy Club, TX
OLT, Mike (12)	8/27/1988	New Haven, CT	Branford, CT
ORTIZ, Hector (02)	10/14/1969	Rio Piedras, PR	Peoria, AZ
ORTIZ, Joseph (13)	8/13/1990	Caracas, VZ	Caracas, VZ
ORTIZ, Junior (94)	10/24/1959	Humacao, PR	Humacao, PR
ORTIZ, Luis (95-96)	5/25/1970	Santo Domingo, D.R.	N. Richland Hills, TX
OSWALD, Roy (12)	8/29/1977	Kosciusko, MS	Starkville, MS
OTSUKA, Aknon (06-07)	11/13/1972	Chiba, Japan	San Diego, CA
OTTO, Glenn (21-22)	3/11/1996	Spring, TX	Houston, TX
PACIOREK, Tom (86-87)	11/2/1946	Detroit, MI	Eaton, GA
PADILLA, Vicente (06-09)	9/27/1977	Chinandega, Nicaragua	Chinandega, Nicaragua
PAGLIARULO, Mike (95)	3/15/1960	Medford, MA	Winchester, MA
PALMERO, Rafael (89-93, 99-03)	9/24/1964	Havana, Cuba	Colleyville, TX
PALMER, Dean (89, 91-97)	12/27/1968	Tallahassee, FL	Tallahassee, FL
PALUMBO, Joe (19-20)	10/26/1994	Stony Brook, NY	Holbrook, NY
PANTHER, Jim (72)	3/1/1945	Burlington, IA	Fort Myers, FL
PAPE, Ken (76)	10/1/1951	San Antonio, TX	San Antonio, TX
PARENT, Mark (91)	9/16/1961	Ashland, OR	Palo Cedro, CA
PARK, Chan Ho (02-05)	6/30/1973	Kong Ju City, S. Korea	Pacific Palisades, CA

FRONT OFFICE

COACHES

PLAYERS

2022 REVIEW

OPPONENTS

RECORDS

DEVELOPMENT

MEDIA

	PLAYERS	DOB	BIRTHPLACE	RESIDENCE
FRONT OFFICE	PARRISH, Larry (82-88)	11/10/1953	Winter Haven, FL	Fort Gaines, FL
	PATTERSON, Bob (93)	5/16/1969	Jacksonville, FL	Hickory, NC
	PATTERSON, Danny (96-99)	2/17/1971	San Gabriel, CA	Scottsdale, AZ
	PATTON, Spencer (14-15, 21-22)	2/20/1988	Urbana, IL	Georgetown, TX
	PAUL, Mike (72-73)	4/18/1945	Detroit, MI	Tucson, AZ
	PAVLIK, Roger (92-98)	10/4/1967	Houston, TX	Houston, TX
	PAYANO, Pedro (19)	9/27/1994	New York, NY	Maywood, NJ
	PEGUERO, Carlos (15)	2/22/1987	Hondo Valle, D.R.	Tacoma, WA
	PELHAM, C.D. (18)	2/21/1995	Lancaster, SC	Lancaster, SC
	PELLIER, Dan (92-93)	6/30/1968	Clifton Park, NY	Hastings, MN
COACHES	PENNINGTON, Carlos (01-14)	5/17/1978	Santo Domingo, D.R.	Haverhill, MA
	PENCE, Hunter (19)	4/13/1983	Fort Worth, TX	Houston, TX
	PÉREZ, Carlos (18)	10/27/1990	Valencia, VZ	Valencia, VZ
	PÉREZ, Martin (12-18, 22)	4/4/1991	Guanare, VZ	Guanare, VZ
	PERISHO, Matt (98-00)	6/8/1975	Burlington, IA	Chandler, AZ
	PERRY, Gaylord (75-77, 80)	9/15/1938	Williamston, NC	Died 12/1/22 (84)
	PERRY, Herbert (02-04)	9/15/1969	Live Oak, FL	Mayo, FL
	PERZANOWSKI, Stan (75-76)	8/25/1950	East Chicago, IN	New Park, PA
	PETERS, DJ (21)	12/12/1995	Glendora, CA	Glendora, CA
	PETERSON, Fritz (76)	2/8/1942	Chicago, IL	Winona, MN
PLAYERS	PETKOVSEK, Mark (91, 01)	11/18/1965	Beaumont, TX	Beaumont, TX
	PETRALLI, Geno (85-93)	9/25/1959	Sacramento, CA	Weatherford, TX
	PETTIS, Gary (90-91)	4/3/1958	Oakland, CA	San Clemente, CA
	PETUSKEY, A.J. (13)	12/30/1976	Bridgeton, NY	Oriando, FL
	PIMENTEL, Stolmy (15)	2/1/1990	San Cristobal, D.R.	San Cristobal, D.R.
	PINA, Horacio (72)	3/12/1945	Coahuila, MX	Coahuila, MX
	PLAWEKI, Kevin (22)	2/26/1991	Hinsdale, IL	Queen Creek, AZ
	POLONI, John (77)	2/28/1954	Dearborn, MI	Tarpon Springs, FL
	PONSON, Sidney (08)	11/2/1976	Noord, Aruba	Miami, FL
	POOLE, Jim (91)	4/28/1966	Rochester, NY	Alpharetta, GA
2022 REVIEW	POULTE, Tom (81)	10/30/1951	Eau Claire, WI	Sorona, WI
	POREDA, Aaron (14)	10/1/1986	Walnut Creek, CA	Ramona, CA
	PORTER, Bo (01)	7/5/1972	Newark, NJ	Missouri City, TX
	PORTER, Darrell (86-87)	1/17/1952	Joplin, MO	Died, 8/5/02 (50)
	POWELL, Jay (02-04)	1/9/1972	Meridian, MS	Ridgeland, MS
	POZO, Yohel (21)	6/14/1997	Maracaibo, VZ	Maracaibo, VZ
	PROFAR, Jurickson (12-13, 16-18)	2/20/1993	Willemstad, Curacao	Willemstad, Curacao
	PRUITT, Ron (75)	10/21/1951	Fint, MI	Medina, OH
	PRYOR, Greg (76)	10/2/1949	Marietta, OH	Overland Park, KS
	PUBLICO, Luis (85)	11/18/1955	Santiago, D.R.	Boynton Beach, FL
OPINIONS	PUTNAM, Pat (77-82)	12/3/1953	Bethel, VT	Fort Myers, FL
	QUINTANILLA, Omar (11)	10/24/1981	El Paso, TX	El Paso, TX
	QUIROZ, Guillermo (07)	11/29/1981	Maracaibo-Zulia, VZ	Pembroke Pines, FL
	RACAVS, Cole (22)	12/21/1997	Crawfordville, FL	Tallahassee, FL
	RAGLAND, Tom (72)	6/16/1946	Talladega, AL	Detroit, MI
	RAJSICH, Dave (79-80)	9/28/1951	Youngstown, OH	Goodyear, AZ
	RAMIREZ, Elizardo (08)	1/28/1983	Villa Mella, D.R.	Santo Domingo, D.R.
	RAMIREZ, Erasmo (03-05)	4/29/1976	Santa Ana, CA	Santa Ana, CA
	RAMIREZ, Max (08, 10)	10/11/1984	Barquisimeto, VZ	Barquisimeto, VZ
	RAMOS, Cesar (16)	6/22/1994	Los Angeles, CA	La Crescenta, CA
RECORDS	RAMOS, Memo (03)	10/15/1977	Aurora, IL	Pluggenville, TX
	RANAUDO, Anthony (15-16)	9/9/1989	Freehold, NJ	Baton Rouge, LA
	RANDLE, Lenny (72-76)	2/12/1949	Long Beach, CA	Murrieta, CA
	RAPADA, Clay (10)	3/9/1981	Portsmouth, VA	Westerville, OH
	RAY, Chris (10)	1/12/1982	Tampa, FL	Ashland, VA
	REDDUS, Gary (93-94)	11/1/1956	Tanner, AL	Decatur, AL
	REED, Rick (93-94)	6/16/1964	Huntington, WV	Proctorville, OH
	REFSNYDER, Rob (20)	3/28/1991	Seoul, South Korea	Phoenix, AZ
	REGILIO, Nick (04-05)	9/4/1978	Miami, FL	Port Orange, FL
	REIMER, Kevin (88-92)	6/28/1964	Macon, GA	Enderby, B.C.
DEVELOPMENT	REKS, Zach (22)	12/12/1993	Chicago, IL	Hutto, TX
	RELAFORD, Desi (07)	9/16/1973	Valdosta, GA	Jacksonville, FL
	REYES, Dennis (02)	4/19/1977	Higuera de Zaragoza, MX	Sinaloa, MX
	REINECKER, John (06-07)	5/29/1979	Belleville, IL	Died 7/18/17 (38)
	RHODES, Arthur (11)	10/24/1969	Waco, TX	Crawford, TX
	RICHARDS, Garrett (22)	5/27/1988	Riverside, CA	Chandler, AZ
	RICHARDSON, Kevin (09)	9/12/1980	Mt. Vernon, WA	Marysville, WA
	RICHARDT, Mike (80, 82-84)	5/24/1958	North Hollywood, CA	Fresno, CA
	RILEY, Matt (05)	8/2/1979	Santa Ana, CA	Oakley, CA
	RIOS, Alex (13-14)	12/18/1981	Coffee, AL	Guaynabo, P.R.
MEDIA	RIPKEN, Bill (93-94, 97)	12/16/1964	Hourde de Grace, MD	Fallston, MD
	RIVERA, Ruben (02)	11/14/1973	La Chorrera, Panama	Panama City, Panama
	RIVERA, Yadiel (20)	5/2/1992	Caguas, Puerto Rico	Caguas, Puerto Rico
	RIVERS, Mickey (79-84)	10/31/1948	Miami, FL	Miami, FL
	ROBERTS, Dave (79-80)	2/17/1951	Lebanon, OR	Fort Worth, TX
	ROBERTS, Leon (81-82)	1/22/1951	Vicksburg, MI	Arlington, TX
	ROBERTS, Ryan (08)	9/19/1980	Fort Worth, TX	North Richland Hills, TX
	ROBERTSON, Daniel (14)	9/30/1985	Fortuna, CA	Tucson, AZ
	ROBINSON, Drew (17-18)	4/20/1992	Las Vegas, NV	Las Vegas, NV
	ROBINSON, Jeff (92)	12/14/1961	Ventura, CA	Died 10/26/14 (52)
RECORDS	ROBSON, Tom (74-75)	1/15/1946	Rochester, NY	Died 4/20/21 (75)
	ROCKER, John (02)	10/17/1974	Statesboro, GA	Dunwoody, GA
	RODRIGUEZ, Alex (01-03)	7/27/1975	New York, NY	Miami, FL
	RODRIGUEZ, Guider (14)	7/24/1983	Lera, VZ	Barquisimeto, VZ
	RODRIGUEZ, Ivan (91-02, 09)	11/27/1971	Vege Baja, PR	Weston, FL
	RODRIGUEZ, Joely (20-21)	11/14/1991	Santo Domingo, D.R.	Berville, PA
	RODRIGUEZ, Ricardo (04-05)	5/21/1978	Manga, D.R.	New York, NY
	RODRIGUEZ, Ricardo (17-18)	8/31/1992	Maracay, VZ	Maracay, VZ
	RODRIGUEZ, Rich (02)	3/1/1963	Downey, CA	Encino, CA
	RODRIGUEZ, Wandy (15)	1/18/1979	Santiago Rodriguez, D.R.	Peartland, TX
RECORDS	RODRIGUEZ, Yerry (22)	10/15/1997	Santiago Rodriguez, D.R.	Peartland, TX
	ROGERS, Kenny (89-95, 00-02, 04-05)	11/10/1964	Savannah, GA	Westlake, TX
	ROLAND, Jim (72)	12/14/1942	Franklin, NC	Died 3/6/10 (67)
	ROMANO, Jason (02)	6/24/1979	Tampa, FL	Land O'Lakes, FL
	ROMINE, Andrew (20)	12/24/1985	Winter Haven, FL	Ouen Creek, AZ
	ROSALES, Adam (13-15)	5/20/1983	Chicago, IL	Mesa, AZ
	ROSENTHAL, Wayne (91-92)	2/19/1965	Brooklyn, NY	Palm Beach Gardens, FL
	ROSS, Seth (14)	1/21/1998	Fargo, ND	Tempe, AZ
	ROSS JR, Robbie (12-14)	6/24/1989	Lexington, KY	Lexington, KY
	ROSS, Tyson (17)	4/22/1987	Berkeley, CA	Los Angeles, CA
RECORDS	ROTH, Michael (16)	2/15/1990	Greer, SC	Greenville, SC
	ROWEN, Ben (14)	11/5/1990	Ranchos Palos Verdes, CA	San Diego, CA
	ROZEMA, Dave (85-86)	8/15/1956	Grand Rapids, MI	Grosse Pointe Woods, MI
	RUIA, Ryan (14-18)	3/11/1990	Amherst, OH	Amherst, OH
	RUGGIANO, Justin (16)	4/12/1982	Austin, TX	Heath, TX
	RUPE, Josh (05-06, 08-09)	8/18/1982	Portsmouth, VA	Virginia Beach, VA
	RUSSELL, Jeff (85-92, 95-96)	9/2/1961	Cincinnati, OH	North Richland Hills, TX
	RUSSELL, John (90-93)	1/5/1961	Oklahoma City, OK	Odesa, TX
	RYAN, Nolan (89-93)	1/31/1947	Refugio, TX	Georgetown, TX
	SADLER, Donnie (02-03)	6/17/1975	Gholsion, TX	Valley Mills, TX

PLAYERS	DOB	BIRTHPLACE	RESIDENCE
SADZECK, Connor (18)	10/1/1991	Barrington, IL	Farmington, NM
SAGMOEN, Marc (97)	4/16/1971	Seattle, WA	Mukiteo, WA
SALTALAMACCHA, Jarrod (07-'10)	5/2/1965	West Palm Beach, FL	Wellington, FL
SAMPLE, Bill (78-'84)	5/2/1955	Roadville, VA	Washington Township, NJ
SAMPSON, Adrian (18-'19)	10/7/1991	Redmond, WA	Redmond, WA
SANTANA, Danny (19)	11/7/1990	Monte Plata, D.R.	Santo Domingo, D.R.
SANTANA, Dennis (21-'22)	4/12/1996	San Pedro de Macoris, D.R.	Waddell, AZ
SANTANA, Julio (97-'98)	1/20/1974	San Pedro de Macoris, D.R.	Santo Domingo, D.R.
SANTOS, Victor (03)	10/2/1976	San Pedro de Macoris, D.R.	West Patterson, NJ
SARDINAS, Luis (14)	5/16/1993	Bolivar, VZ	Bolivar, VZ
SASSIS, Rick (98)	3/01/1975	Philadelphia, PA	Philadelphia, PA
SAUNDERS, Joe (14)	6/16/1981	Fairfax, VA	Phoenix, AZ
SBORZ, Josh (21-'22)	12/17/1993	Washington, DC	Arlington, TX
SCHPEPERS, Tanner (12-'17)	1/17/1987	Mission Viejo, CA	Southlake, TX
SCHIRALDI, Calvin (91)	6/16/1962	Houston, TX	Austin, TX
SCHMIDT, Dave (81-85)	4/22/1957	Niles, MI	Sarasota, FL
SCHOLER, Mike (93)	8/10/1962	Anaheim, CA	Mission Viejo, CA
SCOTT, Donnie (83-84)	8/16/1951	Dunedin, FL	Pinellas Park, FL
SCRUGGS, Tony (91)	3/19/1966	Riverside, CA	Culver City, CA
SEAGER, Corey (22)	4/27/1994	Charlotte, NC	Nashville, TN
SEANEZ, Rudy (02)	10/20/1968	Brawley, CA	El Centro, CA
SEBRA, Bob (85)	12/11/1961	Ridgewood, NJ	Died 7/22/20 (58)
SEE, Larry (98)	6/20/1960	Norwalk, CA	Chandler, AZ
SEIB, David (00)	7/19/1966	Kansas City, KS	Kansas City, KS
SELE, Aaron (98-'99)	6/25/1970	Golden Valley, MN	Laguna Niguel, CA
SEMIEN, Marcus (22)	9/17/1990	San Francisco, CA	Westlake, TX
SHAVE, Jon (93, '99)	11/4/1967	Waycross, GA	Fernandina Beach, FL
SHELDON, Scott (98-01)	11/28/1968	Hammond, IL	League City, TX
SHELLENBACK, Jim (72-74)	11/18/1943	Riverside, CA	Parker, AZ
SHELTON, Chris (08)	6/28/1980	Salt Lake City, UT	South Jordan, UT
SINGER, Brian (03-05)	9/20/1968	Effingham, IL	Scott, IL
SIEBERT, Sonny (73)	1/14/1937	St. Mary's, MO	St. Louis, MO
SIERRA, Ruben (86-'92; 00-01; 03)	10/6/1965	Rio Piedras, PR	Miami, FL
SIKORSKI, Brian (00)	7/27/1974	Detroit, MI	Roseville, MI
SILVESTRI, Dave (97)	9/29/1967	St. Louis, MO	Chesterfield, MO
SIMMS, Mike (97-'99)	1/12/1967	Whittier, CA	Lantana, TX
SIMS, Duke (74)	6/5/1941	Salt Lake City, UT	Las Vegas, NV
SINGER, Bill (76)	4/24/1944	Los Angeles, CA	Osprey, FL
SKOK, Craig (76)	9/1/1947	Dobbs Ferry, NY	Lawrenceville, GA
SLAUGHT, Don (85-87)	9/11/1958	Long Beach, CA	Rolling Hills, CA
SMALLEY, Roy (75-76)	10/25/1952	Los Angeles, CA	Edina, MN
SMART, J.D. (01)	11/12/1973	San Saba, TX	Austin, TX
SMITH, Dan (92, '94)	8/20/1969	St. Paul, MN	Flower Mound, TX
SMITH, Patrick (77)	5/3/1953	Palmetto, FL	Bradenton, FL
SMITH, Josh (22)	8/7/1997	Baton Rouge, LA	Dallas, TX
SMITHSON, Mike (82-83)	1/21/1955	Centerville, TN	Centerville, TN
SMOAK, Justin (10)	12/5/1986	Goose Creek, SC	Goose Creek, SC
SMOLINSKI, Jake (14-'15)	2/9/1989	Rockford, IL	Rockford, IL
SMYLY, Drew (19)	6/13/1989	Little Rock, AR	Scottsdale, AZ
SNARE, Ryan (04)	2/8/1979	Clearwater, FL	Alpharetta, GA
SNYDER, Brady (14)	5/25/1992	San Diego, CA	Huntertown, IN
SNYDER, Brandon (12)	11/23/1986	Las Vegas, NV	Warrenton, VA
SNYDER, Nick (21-'22)	10/10/1995	Palm City, FL	Fort Pierce, FL
SODERHOLM, Eric (79)	9/24/1948	Cortland, NY	Willowbrook, IL
SOLAK, Nick (19-'22)	1/11/1995	Woodridge, IL	North Richland Hills, TX
SORIA, Joakim (13-'14)	5/18/1984	Monclova, MX	Scottsdale, AZ
SORIANO, Alfonso (04-05)	1/17/1976	San Pedro de Macoris, D.R.	San Pedro de Macoris, D.R.
SOSA, Sammy (88, '07)	11/22/1968	San Pedro de Macoris, D.R.	San Pedro de Macoris, D.R.
SOTO, Geovany (12-'14)	10/20/1983	San Juan, PR	Luquilla, PR
SPENCER, Jim (73-75)	7/30/1946	Hanover, PA	Died, 2/10/02 (55)
SPENCER, Shane (03)	2/20/1972	Key West, FL	El Cajon, CA
SPENCER, Jeffrey (18-'19)	9/20/1992	Belmont, NC	Dallas, TX
ST. JOHN, Locke (19)	1/31/1993	Birmingham, AL	Pell City, AL
STARS, Matt (06)	2/27/1968	St. John, NB	Bangor, ME
STANDRIDGE, Jason (05)	11/8/1978	Birmingham, AL	Prinson, AL
STANHOUSE, Don (72-74)	2/12/1951	Du Quoin, IL	Trophy Club, TX
STANLEY, Mike (86-'91)	6/25/1963	Fort Lauderdale, FL	Maitland, FL
STANTON, Mike (96)	6/2/1967	Houston, TX	Magnolia, TX
STAUB, Rusty (80)	4/1/1944	New Orleans, LA	Died, 3/29/18 (73)
STEELES, James (88)	5/30/1961	Jackson, MS	Santa Maria, CA
STEIN, Bill (86)	11/21/1947	Battle Creek, MI	Canyon Lake, TX
STELMASZEK, Rick (73)	10/8/1948	Chicago, IL	Died 11/6/17 (69)
STEPHENS, Ray (92)	9/22/1962	Houston, TX	Charleston, TN
STEVENS, Lee (96-'99)	7/10/1967	Kansas City, MO	Grand Junction, CO
STEWART, Chris (07)	2/19/1982	Fontana, CA	Riverside, CA
STEWART, Dave (83-85)	2/19/1957	Oakland, CA	Phoenix, AZ
STILLWELL, Kurt (96)	6/4/1965	Glendale, CA	Poway, CA
STONE, Jeff (89)	12/28/1960	Kennett, MO	Portageville, MO
STOTTELMYRE, Todd (98)	5/20/1965	Yakima, WA	Phoenix, AZ
STRANGE, Doug (93-94)	4/13/1964	Greenville, SC	Greenville, SC
STRAUSBORGER, Ryan (15)	3/4/1988	Elkhart, IN	Osceola, IN
STROP, Pedro (09-'11)	6/13/1985	San Cristobal, D.R.	San Cristobal, D.R.
STUBBS, Drew (15-'16)	10/4/1984	Atlanta, TX	Austin, TX
STURJZE, Tanyon (97)	10/12/1970	Worcester, MA	Brynton Beach, FL
SUAREZ, Ken (72-73)	4/12/1943	Tampa, FL	Fort Worth, TX
SUDAKIS, Bill (73)	3/27/1946	Joliet, IL	Died 9/15/21 (75)
SUNDBERG, Jim (74-'83; 88-'89)	5/18/1951	Galesburg, IL	Arlington, TX
SURHOFF, Rich (85)	10/3/1962	Bronx, NY	Sinking Spring, PA
TABOR, Greg (87)	5/21/1961	Castro Valley, CA	Livermore, CA
TANANA, Frank (82-85)	7/3/1953	Detroit, MI	San Fernando Hills, MI
TATEYAMA, Yoshinori (11-'12)	12/28/1975	Osaka, Japan	Hokkaido, Japan
TATIS, Fernando (97-'98)	1/1/1975	San Pedro de Macoris, D.R.	San Pedro de Macoris, D.R.
TAVERAS, Leody (20-'22)	9/8/1998	Tenares, D.R.	Tenares, D.R.
TAYLOR, Scott (95)	10/3/1966	Topeka, KS	Wichita, KS
TEAGARDEN, Taylor (08-'11)	12/21/1983	Dallas, TX	Carrollton, TX
TEIXEIRA, Mark (03-'07)	4/11/1980	Annapolis, MD	Austin, TX
TEJEDA, Anderson (20-'21)	5/1/1998	Bani, D.R.	Bani, D.R.
TEJEDA, Robinson (96-'98)	3/2/1982	Bani, D.R.	Bani, D.R.
TEJERA, Michael (04-'05)	10/18/1976	Havana, Cuba	Miami, FL
TELFORD, Anthony (02)	3/6/1966	San Jose, CA	Odessa, FL
TELIS, Tomas (14-'15)	6/18/1991	El Tigre, VZ	El Tigre, VZ
TEPESCH, Nick (13-'14)	10/12/1988	Kansas City, MO	Blue Springs, MO
TERPKO, Jeff (74-'76)	10/16/1950	Sayre, PA	Sayre, PA
TERRY, Curtis (21)	1/06/1996	1/06/1996	Snellville, GA
TETTLETON, Mickey (95-'97)	9/16/1960	Oklahoma City, OK	Oklahoma City, OK
TEWKSBURY, Bob (95)	11/30/1960	Concord, NH	Concord, NH
THAMES, Marcus (03)	3/6/1977	Louisville, MS	Louisville, MS
THOMAS, Stan (74-'75)	7/11/1949	Rumford, ME	Sequim, WA
THOMPSON, Bobby (78)	11/3/1953	Charlotte, NC	Died 4/25/11 (57)
THOMPSON, Bubba (22)	6/9/1998	Mobile, AL	Mobile, AL

FRONT OFFICE

COACHES

PLAYERS

2022 REVIEW

OPPONENTS

RECORDS

DEVELOPMENT

MEDIA

FRONT OFFICE

COACHES

PLAYERS

2022 REVIEW

OPINIONS

RECORDS

DEVELOPMENT

MEDIA

PLAYERS	DOB	BIRTHPLACE	RESIDENCE
THOMPSON, Danny (76)	2/1/1947	Wichita, KS	Died 12/10/76 (29)
THOMPSON, Justin (05)	3/8/1973	San Antonio, TX	Magnolia, TX
THOMPSON, John (03)	10/1/1973	Vicksburg, MS	Sulphur, LA
TON, Dicks (92)	6/20/1958	South Bend, IN	Doraville, PR
TINOCO, Jesus (22)	4/30/1995	San Antonio, de Maturin, VZ	Pilar, VZ
TOBIK, Dave (83-84)	3/2/1953	Euclid, OH	St. Louis, MO
TOBIN, Mason (11)	7/8/1987	Glendive, MT	Kent, WA
TOCCI, Carlos (18)	8/23/1995	Maracay, VZ	Maracay, VZ
TOLLESON, Shawn (14-16)	1/19/1988	Dallas, TX	Fairview, TX
TOLLESON, Wayne (81-85)	11/22/1955	Spartanburg, SC	Spartanburg, SC
TOMKO, Brett (11)	4/7/1973	Cleveland, OH	Doraville, CA
TORREALBA, Yorvit (11-12)	7/19/1978	Caracas, VZ	Coral Springs, FL
TORRES, Andres (05)	1/26/1978	Aguada, PR	Aguada, PR
TOVAR, Cesar (74-75)	7/3/1940	Caracas, VZ	Died 7/14/94 (54)
TREANOR, Matt (10-11)	3/3/1976	Garden Grove, CA	Long Beach, CA
TREMIÉ, Chris (98)	10/17/1969	Houston, TX	New Waverly, TX
TREVINO, Jose (18-21)	11/28/1992	Corpus Christi, TX	San Antonio, TX
TUCKER, Ryan (11)	1/28/1986	Burbank, CA	Temple City, CA
UEHARA, Koji (11-12)	4/3/1975	Osaka, Japan	Reisterstown, MD
UMBARGER, Jim (75-78)	2/17/1953	Burbank, CA	Gilbert, AZ
URBINA, Ugueth (03)	2/15/1974	Caracas, VZ	Boca Raton, FL
VALDES, Ismael (02-03)	8/21/1973	Ciudad Victoria, MX	Tamaulipas, MX
VALDES, Pedro (00)	6/29/1973	Fajardo, PR	Winter Spring, FL
VAN DYKE, Markon (11)	11/10/1981	San Cristobal, D.R.	San Cristobal, D.R.
VALDEZ, Phillips (19)	11/16/1991	San Pedro de Macoris, D.R.	San Pedro de Macoris, D.R.
VALENTINE, Ellis (85)	7/30/1954	Helena, AR	Arlington, TX
VALLE, Dave (95-96)	10/30/1960	Bayside, NY	Clyde Hill, WA
VAN POPPEL, Todd (98, 02-03)	12/9/1971	Hinsdale, IL	Bartonville, TX
VANDE BERG, Ed (88)	10/26/1958	Redlands, CA	Chandler, AZ
VALGUTH, DeWayne (98)	7/22/1959	Oklahoma City, OK	Edmond, OK
VAZQUEZ, Ramon (07-08)	8/21/1976	Albion, PR	Lancaster, CA
VELARDE, Randy (01)	11/24/1962	Midland, TX	Midland, TX
VENABLE, Will (15)	10/29/1982	Greenbrae, CA	Austin, TX
VENAFRO, Mike (99-01)	8/2/1973	Takoma Park, MD	Chantilly, VA
VERRETT, Logan (15)	6/19/1990	Corpus Christi, TX	Colleyville, TX
VILLAFUERTÉ, Brandon (01)	12/17/1975	Hilo, HI	Freemont, CA
VILORIA, Melbays (22)	2/15/1997	Cartagena, Colombia	Cartagena, CO
VIZQUEL, Omar (09)	4/24/1987	Caracas, VZ	Issaquah, WA
VOIGT, Jack (95-96)	5/17/1966	Sarasota, FL	Nokomis, FL
VOLQUEZ, Edinson (05-07, '19-20)	7/3/1983	La Segunua, D.R.	Santo Domingo, D.R.
VOSBERG, Ed (95-97)	9/28/1961	Tucson, AZ	Tucson, AZ
WAGNER, Mark (81-83)	3/4/1954	Conneaut, OH	Ashtabula, OH
WAITS, Rick (73)	5/15/1952	Atlanta, GA	Patagonia, AZ
WALKER, Duane (85)	3/13/1956	Pasadena, TX	Deer Park, TX
WALKER, Steele (22)	7/30/1996	Prosper, TX	Dallas, TX
WALLACE, Mike (77)	2/3/1951	Gastonia, NC	Midland, VA
WALLING, Denny (91)	4/17/1954	Neptune, NJ	Waynesboro, VA
WALTON, Danny (80)	7/14/1947	Los Angeles, CA	Died 8/9/17 (70)
WARD, Gary (84-86)	12/6/1953	Los Angeles, CA	Riverside, CA
WASDIN, John (04-06)	8/5/1972	Fort Belvoir, VA	Jacksonville, FL
WASHINGTON, Claudell (77-78)	8/31/1954	Los Angeles, CA	Died 5/10/20 (65)
WASHINGTON, LaRue (78-79)	9/7/1953	Long Beach, CA	Easton, PA
WASZGIS, B.J. (00)	8/24/1970	Omaha, NE	Omaha, NE
WELLS, Kip (06)	4/21/1977	Houston, TX	Houston, TX
WELSH, Chris (85)	4/14/1955	Wilmington, DE	Cincinnati, OH
WERNER, Don (81-82)	3/8/1953	Appleton, WI	Arlington, TX
WEST, Matt (14)	11/21/1988	Houston, TX	Houston, TX
WETTELAND, John (97-00)	8/21/1956	San Mateo, CA	Paradise, TX
WHITE, Bill (07-08)	11/20/1978	Louisville, KY	Bentonia, MS
WHITE, Eli (20-22)	6/26/1994	Greenville, SC	Greenville, SC
WHITEHOUSE, Len (81)	9/10/1957	Burlington, VT	Burlington, VT
WHITESIDE, Matt (92-97)	8/8/1967	Sikeston, MO	Eureka, MO
WILHELMSEN, Tom (16)	12/16/1983	Tucson, AZ	Peoria, AZ
WILKERSON, Brad (06-07)	8/1/1977	Owensbrook, KY	Jupiter, FL
WILKERSON, Curtis (83-88)	4/26/1961	Petersburg, VA	Arlington, TX
WILLIAMS, Jerome (14)	12/4/1981	Honolulu, HI	Mission Viejo, CA
WILLIAMS, Matt E. (85)	7/25/1959	Houston, TX	Lake Jackson, TX
WILLIAMS, Mitch (86-88)	11/17/1964	Santa Ana, CA	Cinnaminson, NJ
WILLS, Bump (77-81)	7/27/1952	Washington, DC	Garland, TX
WILMET, Paul (89)	11/8/1958	Green Bay, WI	De Pere, WI
WILSON, Bobby (15-16)	4/8/1983	Dunedin, FL	Largo, FL
WILSON, C.J. (05-11)	11/18/1980	Newport Beach, CA	Fresno, CA
WILSON, Josh (14)	3/26/1981	Pittsburgh, PA	Pittsburgh, PA
WILSON, Steve (88)	12/13/1964	Victoria, BC	Chandler, AZ
WISDOM, Patrick (19)	8/27/1991	Murrieta, CA	Dallas, TX
WITT, Bobby (86-92, 95-98)	5/11/1964	Arlington, VA	Colleyville, TX
WOLF, Ross (13)	10/18/1992	Effingham, IL	Wheeler, IL
WOOD, Hunter (21)	8/12/1993	Rogers, AR	Springdale, AR
WOOD, Mike (07)	4/26/1980	West Palm Beach, FL	West Palm Beach, FL
WOODARD, Steve (02)	5/15/1975	Hartselle, AL	Hartselle, AL
WORTHINGTON, Craig (95-96)	4/17/1965	Los Angeles, CA	Downey, CA
WRIGHT, Clyde (75)	2/20/1941	Jefferson City, TN	Anaheim, CA
WRIGHT, George (82-86)	12/22/1958	Oklahoma City, OK	Arlington, TX
WRIGHT, Jamey (07-08)	12/24/1974	Oklahoma City, OK	Dallas, TX
WRIGHT, Ricky (83-86)	11/22/1958	Paris, TX	Paris, TX
YAN, Esteban (03)	6/22/1975	Campina Del Seibo, D.R.	Tampa, FL
YANG, Hyeon-jong (21)	3/1/1988	Gwangju, South Korea	Gwangju, South Korea
YOST, Ned (84)	8/19/1955	Eureka, CA	Pine Mountain, GA
YOUNG, Chris (04-05)	5/25/1979	Dallas, TX	Dallas, TX
YOUNG, Eric (04, 06)	5/18/1967	New Brunswick, NJ	Cypress, TX
YOUNG, Michael (90-12)	10/19/1976	Glendale, CA	Dallas, TX
ZALIN, Gregg (99)	4/14/1971	Glendale, CA	Glendale, CA
ZEILE, Todd (98-99)	9/9/1965	Van Nuys, CA	Westlake Village, CA
ZIMMERMAN, Jeff (99-03)	8/9/1972	Kelowna, BC	West Vancouver, BC
ZISK, Richie (78-80)	2/6/1949	Brooklyn, NY	Lighthouse Point, FL



# POSTSEASON HISTORY

## 1996 ALDS

Game 1—Oct. 1 at N.Y.	W	Rangers 6, Yankees 2	WP-Burkett	LP-Cone		57,205
Game 2—Oct. 2 at N.Y.	L	Yankees 5, Rangers 4 (12)	WP-Boehringer	LP-Stanton		57,156
Game 3—Oct. 4 at Tex.	L	Yankees 3, Rangers 2	WP-Nelson	LP-Oliver	S-Wetteland	50,860
Game 4—Oct. 5 at Tex.	L	Yankees 6, Rangers 4	WP-Weathers	LP-Pavlik	S-Wetteland	50,066

(New York wins series, 3-1)

## 1998 ALDS

Game 1—Sept. 29 at N.Y.	L	Yankees 2, Rangers 0	WP-Wells	LP-Stottlemire	S-Rivera	57,362
Game 2—Sept. 30 at N.Y.	L	Yankees 3, Rangers 1	WP-Pettitte	LP-Helling	S-Rivera	57,360
Game 3—Oct. 2 vs. N.Y.	L	Yankees 4, Rangers 0	WP-Cone	LP-Sele		49,950

(New York wins series, 3-0)

## 1999 ALDS

Game 1—Oct. 5 at N.Y.	L	Yankees 8, Rangers 0	WP-Hernandez	LP-Sele		57,099
Game 2—Oct. 7 at N.Y.	L	Yankees 3, Rangers 1	WP-Pettitte	LP-Helling	S-Rivera	57,485
Game 3—Oct. 9 vs. N.Y.	L	Yankees 3, Rangers 0	WP-Clemens	LP-Loaiza		50,269

(New York wins series, 3-0)

## 2010 ALDS

Game 1—Oct. 6 at T.B.	W	Rangers 5, Rays 1	WP-Lee	LP-Price		35,474
Game 2—Oct. 7 at T.B.	W	Rangers 6, Rays 0	WP-Wilson	LP-Shields		35,535
Game 3—Oct. 9 vs. T.B.	L	Rays 6, Rangers 3	WP-Benoit	LP-Oliver		51,746
Game 4—Oct. 10 vs. T.B.	L	Rays 5, Rangers 2	WP-Davis	LP-Hunter	S-Soriano	49,218
Game 5—Oct. 12 at T.B.	W	Rangers 5, Rays 1	WP-Lee	LP-Price		41,845

(Texas wins series, 3-2)

## 2010 ALCS

Game 1—Oct. 15 vs. N.Y.	L	Yankees 6, Rangers 5	WP-Moseley	LP-O'Day	S-Rivera	50,930
Game 2—Oct. 16 vs. N.Y.	W	Rangers 7, Yankees 2	WP-Lewis	LP-Hughes		50,362
Game 3—Oct. 18 at N.Y.	W	Rangers 8, Yankees 0	WP-Lee	LP-Pettitte		49,480
Game 4—Oct. 19 at N.Y.	W	Rangers 10, Yankees 3	WP-Holland	LP-Burnett	S-Oliver	49,977
Game 5—Oct. 20 at N.Y.	L	Yankees 7, Rangers 2	WP-Sabathia	LP-Wilson		49,832
Game 6—Oct. 22 vs. N.Y.	W	Rangers 6, Yankees 1	WP-Lewis	LP-Hughes		51,404

(Texas wins series, 4-2)

## 2010 WORLD SERIES

Game 1—Oct. 27 at S.F.	L	Giants 11, Rangers 7	WP-Lincecum	LP-Lee		43,601
Game 2—Oct. 28 at S.F.	L	Giants 9, Rangers 0	WP-Cain	LP-Wilson		43,622
Game 3—Oct. 30 vs. S.F.	W	Rangers 4, Giants 2	WP-Lewis	LP-Sanchez	S-Feliz	52,419
Game 4—Oct. 31 vs. S.F.	L	Giants 4, Rangers 0	WP-Bumgarner	LP-Hunter		51,920
Game 5—Nov. 1 vs. S.F.	L	Giants 3, Rangers 1	WP-Lincecum	LP-Lee	S-Wilson	52,045

(San Francisco wins series, 4-1)

## 2011 ALDS

Game 1—Sept. 30 vs. T.B.	L	Rays 9, Rangers 0	WP-Moore	LP-Wilson		50,498
Game 2—Oct. 1 vs. T.B.	W	Rangers 8, Rays 6	WP-Holland	LP-Shields	S-Feliz	51,351
Game 3—Oct. 3 at T.B.	W	Rangers 4, Rays 3	WP-Lewis	LP-Price	S-Feliz	32,828
Game 4—Oct. 4 at T.B.	W	Rangers 4, Rays 3	WP-Harrison	LP-Hellickson	S-Feliz	28,299

(Texas wins series, 3-1)

## 2011 ALCS

Game 1—Oct. 8 vs. Det.	W	Rangers 3, Tigers 2	WP-Ogando	LP-Verlander	S-Feliz	50,114
Game 2—Oct. 10 vs. Det.	W	Rangers 7, Tigers 3 (11)	WP-Adams	LP-Perry		51,227
Game 3—Oct. 11 at Det.	L	Tigers 5, Rangers 2	WP-Fister	LP-Lewis	S-Valverde	41,905
Game 4—Oct. 12 at Det.	W	Rangers 7, Tigers 3 (11)	WP-Feldman	LP-Valverde		42,234
Game 5—Oct. 13 at Det.	L	Tigers 7, Rangers 5	WP-Verlander	LP-Wilson	S-Coke	41,908
Game 6—Oct. 15 vs. Det.	W	Rangers 15, Tigers 5	WP-Ogando	LP-Scherzer		51,508

(Texas wins series, 4-2)

## 2011 WORLD SERIES

Game 1—Oct. 19 at StL.	L	Cardinals 3, Rangers 2	WP-Carpenter	LP-Wilson	S-Motte	46,406
Game 2—Oct. 20 at StL.	W	Rangers 2, Cardinals 1	WP-Adams	LP-Motte	S-Feliz	47,288
Game 3—Oct. 22 vs. StL.	L	Cardinals 16, Rangers 7	WP-Lynn	LP-Harrison		51,462
Game 4—Oct. 23 vs. StL.	W	Rangers 4, Cardinals 0	WP-Holland	LP-Jackson		51,539
Game 5—Oct. 24 vs. StL.	W	Rangers 4, Cardinals 2	WP-Oliver	LP-Dotel	S-Feliz	51,459
Game 6—Oct. 27 at StL.	L	Cardinals 10, Rangers 9 (11)	WP-Westbrook	LP-Lowe		47,325
Game 7—Oct. 28 at StL.	L	Cardinals 6, Rangers 2	WP-Carpenter	LP-Harrison		47,399

(St. Louis wins series, 4-3)

## 2012 AL WILD CARD GAME

Wild Card—Oct. 5 vs. Bal.	L	Orioles 5, Rangers 1	WP-Saunders	LP-Darvish		46,931
---------------------------	---	----------------------	-------------	------------	--	--------

(Baltimore wins A.L. Wild Card Game)

## 2015 ALDS

Game 1—Oct. 8 at Tor.	W	Rangers 5, Blue Jays 3	WP-Gallardo	LP-Price	S-Dyson	49,834
Game 2—Oct. 9 at Tor.	W	Rangers 6, Blue Jays 4 (14)	WP-Kela	LP-Hawkins	S-Ohlendorf	49,716
Game 3—Oct. 11 vs. Tor.	L	Blue Jays 5, Rangers 1	WP-Estrada	LP-Perez		50,941
Game 4—Oct. 12 vs. Tor.	L	Blue Jays 8, Rangers 4	WP-Price	LP-Holland		47,679
Game 5—Oct. 14 at Tor.	L	Blue Jays 6, Rangers 3	WP-Sanchez	LP-Hamels	S-Osuna	49,742

(Toronto wins series, 3-2)

## 2016 ALDS

Game 1—Oct. 6 vs. Tor.	L	Blue Jays 10, Rangers 1	WP-Estrada	LP-Hamels		47,434
Game 2—Oct. 7 vs. Tor.	L	Blue Jays 5, Rangers 3	WP-Happ	LP-Darvish	S-Osuna	48,019
Game 3—Oct. 9 at Tor.	L	Blue Jays 7, Rangers 6 (10)	WP-Osuna	LP-Bush		49,555

(Toronto wins series, 3-0)

FRONT OFFICE

COACHES

PLAYERS

2022 REVIEW

OPPONENTS

RECORDS

DEVELOPMENT

MEDIA

# 2016 ALDS

## RANGERS 2016 DIVISION SERIES ROSTER

### PITCHERS (11):

Tony Barnette, Matt Bush, Alex Claudio, Yu Darvish, Jake Diekmann, Sam Dyson, Cole Hamels, Jeremy Jeffress, Keone Kela, Colby Lewis, Martin Perez.

### CATCHERS (2):

Robinson Chirinos, Jonathan Lucroy.

### INFIELDERS (5):

Elvis Andrus, Adrian Beltre, Mitch Moreland, Rougnd Odor, Jurickson Profar.

### OUTFIELDERS (7):

Carlos Beltran, Shin-Soo Choo, Ian Desmond, Carlos Gomez, Jared Hoyer, Nomar Mazara, Ryan Rua.

FRONT OFFICE

COACHES

PLAYERS

2022 REVIEW

OPONENTS

RECORDS

DEVELOPMENT

MEDIA

ALDS Game #1	Oct. 6: Toronto 10, at Texas 1	0-1
Globe Life Park in Arlington		Blue Jays Lead Series 1-0
FINAL	1 2 3 4 5 6 7 8 9	R H E LOB
TORONTO	0 0 5 2 0 0 0 0 3	10 13 0 8
TEXAS	0 0 0 0 0 0 0 0 1	1 4 1 1
<b>Toronto</b>	<b>AB R H B IBB K</b>	<b>Texas</b>
Travis, 3B	5 1 0 0 0 0	Gomez, LF
Donaldson, 3B	4 2 4 2 1 0	Desmond, CF
Barney, 3B	0 0 0 0 0 0	Beltran, DH
Encarnacion, 1B	5 2 2 0 0 0	Beltre, 3B
Smoak, 1B	0 0 0 0 0 0	Odor, 2B
Bautista, DH	4 2 2 4 1 0	Lucroy, C
Martin, R, C	1 0 0 1 2	Moreland, 1B
Tulowitzki, SS	5 0 3 3 0 0	Andrus, SS
Pillar, CF	5 0 0 0 0 0	Choo, RF
Upton Jr., RF	4 1 1 1 1 0	
Carrera, LF	3 1 1 0 2 0	<b>Totals</b>
<b>Totals</b>	<b>39 10 13 10 6 2</b>	<b>29 1 4 1 0 6</b>

ALDS Game #2	Oct. 7: Toronto 5, at Texas 3	0-2
Globe Life Park in Arlington		Blue Jays Lead Series 2-0
FINAL	1 2 3 4 5 6 7 8 9	R H E LOB
TORONTO	0 2 0 0 3 0 0 0 0	5 6 0 4
TEXAS	0 0 0 1 0 0 0 2 0	3 13 0 13
<b>Toronto</b>	<b>AB R H B IBB K</b>	<b>Texas</b>
Carrera, LF-RF	4 1 1 1 0 2	Gomez, LF
Donaldson, 3B	4 0 0 0 0 0	Desmond, CF
Encarnacion, 1B	4 1 1 0 0 0	Beltran, DH
Bautista, RF	3 1 0 0 1 1	Beltre, 3B
Upton Jr., LF	0 0 0 0 0 0	Odor, 2B
Martin, C	3 0 0 0 1 1	Lucroy, C
Tulowitzki, SS	4 1 2 2 0 0	Rua, 1B
Saunders, DH	4 0 1 0 0 2	a-Moreland, PH-1B
Pillar, CF	4 1 1 0 0 0	Andrus, SS
Barney, 2B	3 0 0 0 0 0	Mazara, RF
		b-Chirinos, PH
		1-Hoyer, PR-RF
<b>Totals</b>	<b>33 5 6 5 2 7</b>	<b>Totals</b>
		<b>40 13 3 3 7</b>

a-Batted for Rua in the 8th.  
b-Walked for Mazara in the 8th.  
1-Run for Chirinos in the 8th.

**2B** - Tor 2: J. Donaldson 2 (2); **3B** - Tor 1: T. Tulowitzki (1), Tex 1: E. Andrus (1).  
**HR** - Tor 2: J. Bautista (1), M. Upton Jr. (1), E. - Tex: E. Andrus (1); **RISP** - Tor 6 for 10; Tex 0 for 1; **GIDP** - Tor 4: D. Travis, T. Tulowitzki, Tex: A. Beltre, **CS** - Tex: E. Andrus (1); **WP** - Tex: C. Hamels, **PB** - Tex: J. Lucroy.  
**Umpires** - HP--Chad Fairchild, 1B--Lance Barksdale, 2B--Sam Holbrook, 3B--Hunter Wendelstedt, LF--Joe West, RF--Cory Blaser.  
**Time** - 2:58 **Attendance** - 47,434 **Weather** - 90 degrees

**2B** - Tex 3: I. Desmond (1), A. Beltre (1), M. Moreland (1); **HR** - Tor 4: E. Carrera (1), E. Encarnacion (1), T. Tulowitzki (1), K. Pillar (1); **RISP** - Tor 0 for 0; Tex 2 for 18.  
**PB** - Tor: R. Martin, **HBP** - Tor: D. Barney by Y. Darvish.  
**Umpires** - HP--Lance Barksdale, 1B--Sam Holbrook, 2B--Hunter Wendelstedt, 3B--Joe West, LF--Cory Blaser, RF--Chad Fairchild.  
**Time** - 3:30 **Attendance** - 48,019 **Weather** - 67 degrees

Toronto	IP	H	R	ER	BB	SO	HR	BF	PIT/STK
Estrada (W 1-0)	8.1	4	1	1	0	6	0	27	98/72
Tepera	0.2	0	0	0	0	0	0	2	7/5
<b>Totals</b>	<b>9.0</b>	<b>4</b>	<b>1</b>	<b>1</b>	<b>0</b>	<b>6</b>	<b>0</b>	<b>29</b>	
Texas	IP	H	R	ER	BB	SO	HR	BF	PIT/STK
Hamels (L 0-1)	3.1	6	7	6	3	1	1	20	82/56
Claudio	3.2	2	0	0	2	0	0	13	35/23
Barnette	1.0	1	0	0	0	0	0	4	9/7
Diekmann	1.0	4	3	3	1	1	1	8	30/17
<b>Totals</b>	<b>9.0</b>	<b>13</b>	<b>10</b>	<b>9</b>	<b>6</b>	<b>2</b>	<b>2</b>	<b>45</b>	

Toronto	IP	H	R	ER	BB	SO	HR	BF	PIT/STK
Happ (W 1-0)	5.0	9	1	1	1	5	0	25	84/55
Biagini	1.2	1	0	0	0	0	0	6	20/13
Cecil	0.0	0	0	0	0	0	0	1	4/0
Grilli	0.1	0	0	0	0	0	0	1	4/2
Liriano	0.1	2	2	2	1	0	0	4	17/11
Osuna	1.2	1	0	0	0	2	0	6	31/21
<b>Totals</b>	<b>9.0</b>	<b>13</b>	<b>3</b>	<b>3</b>	<b>3</b>	<b>7</b>	<b>0</b>	<b>43</b>	
Texas	IP	H	R	ER	BB	SO	HR	BF	PIT/STK
Darvish (L 0-1)	5.0	5	5	5	1	4	4	22	84/52
Barnette	2.0	1	0	0	0	1	0	10	20/14
Bush	1.0	0	0	0	1	1	0	4	14/8
Dyson	1.0	0	0	0	0	1	0	3	12/8
<b>Totals</b>	<b>9.0</b>	<b>6</b>	<b>5</b>	<b>5</b>	<b>2</b>	<b>7</b>	<b>4</b>	<b>36</b>	

**Pitcher Notes** - Happ pitched to 1 batter in the 6th.  
Cecil pitched to 1 batter in the 7th.

ALDS Game #3	Oct. 8: Toronto 7, at Texas 6 (10)	0-3
Rogers Centre		Blue Jays Win Series 3-0
FINAL	1 2 3 4 5 6 7 8 9 10	R H E LOB
TEXAS	1 0 1 2 0 2 0 0 0 0	6 4 1 2
TORONTO	3 0 2 0 0 1 0 0 0 1	7 10 0 5
<b>Texas</b>	<b>AB R H B IBB K</b>	<b>Toronto</b>
Gomez, LF	4 1 0 0 0 1	Carrera, LF
Desmond, CF	5 0 0 0 2	Donaldson, 3B
Beltran, DH	3 0 0 0 1 0	Encarnacion, 1B
Beltre, 3B	4 1 0 0 0 1	Bautista, RF
Odor, 2B	3 2 1 2 1 0	Martin, C
Lucroy, C	4 1 1 0 0 0	Tulowitzki, SS
Moreland, 1B	3 0 1 2 1 0	Saunders, DH
Andrus, SS	4 1 1 1 0 0	a-Upton Jr., PH-DH
Mazara, RF	3 0 0 0 0 2	Pillar, CF
Hoyer, RF	1 0 0 0 0 1	Barney, 2B
<b>Totals</b>	<b>34 6 4 6 4 9</b>	<b>Totals</b>
		<b>37 10 5 4 9</b>

a-Doubled for Saunders in the 6th.

**2B** - Tex 1: M. Moreland (2); Tor 3: J. Donaldson 2 (4), M. Upton Jr. (1), **HR** - Tex 2: R. Odor (1), E. Andrus (1); Tor 2: E. Encarnacion (2), R. Martin (1), E. - Tex: R. Odor (1); **RISP** - Tor 1 for 4; Tor 2 for 7; **GIDP** - Tor: J. Bautista, D. Barney, **SB** - Tex: C. Gomez (1); Tor: E. Carrera (1); **PB** - Tex: J. Lucroy, **IBB** - Tor: K. Pillar by J. Diekmann, E. Encarnacion by M. Bush.  
**Umpires** - HP--Sam Holbrook, 1B--Hunter Wendelstedt, 2B--Joe West, 3B--Cory Blaser, LF--Chad Fairchild, RF--Lance Barksdale.  
**Time** - 3:21 **Attendance** - 49,555 **Weather** - 70 degrees

Texas	IP	H	R	ER	BB	SO	HR	BF	PIT/STK
Lewis	2.0	5	5	5	2	2	2	11	42/29
Barnette	1.0	1	0	0	0	0	0	4	14/9
Claudio	1.1	1	0	0	1	0	0	5	18/9
Jeffress	1.0	1	1	0	1	0	0	4	13/6
Diekmann	0.0	1	0	0	1	0	0	2	5/1
Kela (BS 1)	1.2	0	0	0	0	1	0	5	17/10
Bush (L 0-1)	2.2	1	1	0	1	5	0	10	42/28
<b>Totals</b>	<b>9.2</b>	<b>10</b>	<b>7</b>	<b>5</b>	<b>4</b>	<b>9</b>	<b>2</b>	<b>41</b>	
Toronto	IP	H	R	ER	BB	SO	HR	BF	PIT/STK
Sanchez	5.2	3	6	6	4	5	2	24	92/53
Biagini (BS 1)	1.1	1	0	0	0	1	0	5	16/14
Grilli	0.2	0	0	0	0	1	0	2	4/4
Cecil	0.1	0	0	0	0	0	0	1	4/3
Osuna (W 1-0)	2.0	0	0	0	0	2	0	6	22/14
<b>Totals</b>	<b>10</b>	<b>4</b>	<b>6</b>	<b>6</b>	<b>4</b>	<b>9</b>	<b>2</b>	<b>38</b>	

**Pitcher Notes** - Lewis pitched to 2 batters in the 3rd.  
Diekmann pitched to 2 batters in the 6th.  
**Game Notes** - two outs when winning run scored.

# 2015 ALDS

## RANGERS 2015 DIVISION SERIES ROSTER

**PITCHERS (11):** Jake Diekmann, Sam Dyson, Yovani Gallardo, Chi Chi Gonzalez, Cole Hamels, Derek Holland, Keone Kela, Colby Lewis, Ross Ohlendorf, Martin Perez, Shawn Tolleson.

**CATCHERS (2):** Robinson Chirinos, Chris Gimenez.

**INFIELDERS (7):** Hanser Alberto, Elvis Andrus, Adrian Beltre, Prince Fielder, Mitch Moreland, Mike Napoli, Rougnod Odor.

**OUTFIELDERS (5):** Shin-Soo Choo, Delino DeShields, Josh Hamilton, Drew Stubbs, Will Venable.

ALDS Game #1	Oct. 8: Texas 5, at Toronto 3									1-0			ALDS Game #2	Oct. 9: Texas 6, Toronto 4 (14)												2-0									
Rogers Centre	Rangers Lead Series 1-0									R	H	E	LOB	Rogers Centre	Rangers Lead Series 2-0												R	H	E	LOB					
<b>FINAL</b>	1	2	3	4	5	6	7	8	9					<b>FINAL</b>	1	2	3	4	5	6	7	8	9	10	11	12	13	14	15	16	17	18			
<b>TEXAS</b>	0	0	2	0	2	1	1	0	0	5	5	0	4	<b>TEXAS</b>	2	1	0	0	0	0	1	0	0	0	1	0	0	0	0	0	2	6	11	1	8
<b>TORONTO</b>	0	0	0	1	1	1	0	0	0	3	6	1	4	<b>TORONTO</b>	1	2	0	0	1	0	0	0	0	0	0	0	0	0	0	0	4	8	1	7	

**2B** - Tex 1: D. DeShields (1), Tor 2: R. Martin (1), K. Pillar (1). **HR** - Tex 2: R. Chirinos (1), R. Odor (1), Tor 1: J. Bautista (1). **E** - Tor: B. Revere (1). **RISP** - Tex 2 for 4; Tor 2 for 9. **HBP** - Tex: R. Odor 2 (2). **GIDP** - P. Fielder.

**Umpires** - HP-James Hoye, 1B-Vic Carapazza, 2B-Alfonso Marquez, 3B-Marvin Hudson, LF-Dale Scott, RF-Dan Bellino.

**Time** - 2:53 **Attendance** - 49,834 **Weather** - 68 degrees, roof closed

Texas	IP	H	R	ER	BB	SO	HR	BF	PIT/STK
Gallardo (W, 1-0)	5.0	4	2	2	1	1	0	20	79-45
Kela (H, 1)	1.0	1	1	1	0	1	1	4	17-11
Diekmann (H, 1)	2.0	0	0	0	0	1	0	6	16-14
Dyson, S (S, 1)	1.0	1	0	0	0	1	0	4	17-11
<b>Totals</b>	<b>9.0</b>	<b>6</b>	<b>3</b>	<b>3</b>	<b>1</b>	<b>4</b>	<b>1</b>	<b>34</b>	

Toronto	IP	H	R	ER	BB	SO	HR	BF	PIT/STK
Price (L, 0-1)	7.0	5	5	5	2	5	2	29	90-59
Cecil	1.0	0	0	0	0	1	0	4	15-10
Sanchez, A	1.0	0	0	0	0	1	0	3	16-9
<b>Totals</b>	<b>9.0</b>	<b>5</b>	<b>5</b>	<b>5</b>	<b>3</b>	<b>7</b>	<b>2</b>	<b>33</b>	<b>6</b>

ALDS Game #3	Oct. 11: Toronto 5, at Texas 1									2-1			ALDS Game #4	Oct. 12: Toronto 8, at Texas 4												2-2									
Globe Life Park in Arlington	Rangers Lead Series 2-1									R	H	E	LOB	Globe Life Park in Arlington	Series Tied 2-2												R	H	E	LOB					
<b>FINAL</b>	1	2	3	4	5	6	7	8	9					<b>FINAL</b>	1	2	3	4	5	6	7	8	9												
<b>TORONTO</b>	0	0	1	0	3	0	0	0	0	5	9	1	5	<b>TORONTO</b>	3	1	3	0	0	0	1	0	0	8	12	0	8								
<b>TEXAS</b>	0	0	0	0	1	0	0	0	0	1	5	1	4	<b>TEXAS</b>	0	0	1	0	0	0	1	2	0	4	11	0	6								

**2B** - Tor 2: D. Navarro (1), J. Donaldson (1), Tex 1: H. Alberto (1). **HR** - Tor 1: T. Tulowitzki (1). **RISP** - Tor 2 for 8; Tex 0 for 4. **SH** - Tor: R. Goins. **GIDP** - Tor 3: R. Goins, D. Navarro, C. Colabello, E. Tor: J. Bautista (1). **Tex**: D. DeShields (1).

**Umpires** - HP-Alfonso Marquez, 1B-Marvin Hudson, 2B-Dale Scott, 3B-Dan Bellino, LF-James Hoye, RF-Vic Carapazza.

**Time** - 3:08 **Attendance** - 50,941 **Weather** - 93 degrees

Toronto	IP	H	R	ER	BB	SO	HR	BF	PIT/STK
Estrada (W, 1-0)	6.1	5	1	1	0	4	0	24	89-57
Loup	0.1	0	0	0	0	0	1	3	3-3
Lowe	1.2	2	1	1	0	1	1	8	39-22
Sanchez	1.0	0	0	0	0	1	0	3	11-8
Osuna	1.0	0	0	0	0	0	3	5-5	
<b>Totals</b>	<b>9.0</b>	<b>5</b>	<b>1</b>	<b>1</b>	<b>0</b>	<b>6</b>	<b>3</b>	<b>2</b>	

Texas	IP	H	R	ER	BB	SO	HR	BF	PIT/STK
Perez (L, 0-1)	5.0	6	4	4	3	2	0	21	90-49
Gonzalez	1.2	2	1	1	0	1	1	8	39-22
Ohlendorf	1.1	4	0	0	0	0	0	5	14-10
Tolleson	1.0	0	0	0	0	1	0	3	14-8
<b>Totals</b>	<b>9.0</b>	<b>4</b>	<b>4</b>	<b>4</b>	<b>4</b>	<b>1</b>	<b>3</b>	<b>7</b>	

FINAL	1	2	3	4	5	6	7	8	9	R	H	E	LOB
TEXAS	1	0	1	0	0	0	1	0	0	3	8	3	7
TORONTO	0	0	1	0	0	1	4	0	x	6	7	1	6

Texas	AB	R	H	B	I	B	B	K	Toronto	AB	R	H	B	I	B	B	K
DeShields, CF	4	1	1	0	0	0	0	0	Revere, LF	4	1	1	0	0	0	0	0
Stubbs, CF	0	0	0	0	0	0	0	0	Donaldson, 3B	4	1	0	1	0	1	0	1
b-Venable, PH	1	0	0	0	0	0	1	0	Bautista, RF	4	1	2	4	0	0	0	0
Choo, RF	4	1	1	1	0	2	0	2	Encarnacion, DH	2	1	2	1	2	0	0	0
Fielder, DH	4	0	1	1	0	1	0	1	Colabello, 1B	4	0	2	0	0	0	1	0
Beltre, 3B	4	0	1	0	0	1	0	1	Smook, 1B	0	0	0	0	0	0	0	0
Moreland, 1B	3	0	0	0	1	0	0	0	Tulowitzki, SS	4	0	0	0	0	0	2	0
Hamilton, LF	3	0	1	0	0	0	0	0	Martin, C	3	0	0	1	0	0	0	0
Andrus, SS	4	0	0	0	0	1	0	0	1-Pompey, PR	0	0	0	0	0	0	0	0
Odor, 2B	4	1	2	0	0	0	0	0	Navarro, D, C	1	0	0	0	0	0	0	0
Gimenez, C	2	0	1	0	0	0	1	0	Pillar, CF	4	1	0	0	0	0	2	0
a-Napoli, PH	1	0	0	0	0	1	0	0	Goins, 2B	4	1	0	0	0	0	2	0

Totals	34	3	8	2	2	9	Totals	34	6	7	6	2	8
--------	----	---	---	---	---	---	--------	----	---	---	---	---	---

a-Struck out for Gimenez in the 9th. 1-Ran for Martin in the 7th.  
 b-Struck out for Stubbs in the 9th.

2B - Tex 2: D. DeShields (3), J. Hamilton (1), Tor 1: J. Bautista (2). HR - Tex 1: S. Choo (1). Tor 2: E. Encarnacion (1), J. Bautista (2). E - Tex: E. Andrus 2, M. Moreland. Tor: R. Martin. RISP - Tex 0 for 7, Tor 2 for 10. SH - Tex: C. Gimenez. CS - Tex: E. Andrus.  
 Umpires - HP--Dale Scott. 1B--Dan Bellino. 2B--James Hoyer. 3B--Vic Carapazza. LF--Alfonso Marquez. RF--Marvin Hudson.  
 Time - 3:37. Attendance - 49,742. Weather - 68 degrees, roof closed.

Texas	IP	H	R	ER	BB	SO	HR	BF	PIT/STK
Hamels (L, 0-1)	6.1	4	5	2	2	8	1	28	11/12
Dyson (BS, 1)	0.2	3	1	1	0	0	1	5	16-10
Diekmann	1.0	0	0	0	0	0	0	3	9-6
<b>Totals</b>	<b>8.0</b>	<b>7</b>	<b>6</b>	<b>2</b>	<b>2</b>	<b>8</b>	<b>2</b>	<b>36</b>	

Toronto	IP	H	R	ER	BB	SO	HR	BF	PIT/STK
Stroman	6.0	6	2	2	1	4	1	25	98-68
Sanchez (W, 1-0)	1.1	2	1	0	1	1	1	7	25-14
Osuna (S, 1)	1.2	0	0	0	0	4	0	5	34-23
<b>Totals</b>	<b>9.0</b>	<b>8</b>	<b>3</b>	<b>2</b>	<b>2</b>	<b>9</b>	<b>1</b>	<b>37</b>	

## 2012 A.L. WILD CARD GAME

### RANGERS 2012 WILD CARD ROSTER

PITCHERS (11): Yu Darvish, Scott Feldman, Matt Harrison, Derek Holland, Michael Kirkman, Joe Nathan, Alexi Ogando, Roy Oswalt, Robbie Ross, Yoshinori Tateyama, Koji Uehara.  
 CATCHERS (3): Luis Martinez, Mike Napoli, Geovany Soto.  
 INFELDERS (6): Elvis Andrus, Adrian Beltre, Ian Kinsler, Mitch Moreland, Jurickson Profar, Michael Young.  
 OUTFIELDERS (5): Nelson Cruz, Craig Gentry, Josh Hamilton, Leonys Martin, David Murphy.

A.L. Wild Card Game	Oct. 5: Baltimore 5, at Texas 1
Rangers Ballpark	Orioles win series 1-0

FINAL	1	2	3	4	5	6	7	8	9	R	H	E	LOB
BALTIMORE	1	0	0	0	0	1	1	0	2	5	8	2	6
TEXAS	1	0	0	0	0	0	0	0	0	1	9	2	8

Baltimore	AB	R	H	B	I	B	B	K	Texas	AB	R	H	B	I	B	B	K
McLouth, LF	4	1	2	0	0	0	0	0	Kinsler, 2B	3	1	2	0	1	0	0	0
Hardy, SS	5	1	2	1	0	1	0	1	Andrus, SS	4	0	2	0	0	0	0	0
Davis, C, RF	4	0	1	0	0	0	3	0	Hamilton, LF-CF	4	0	0	0	0	2	0	0
Chavez, En, RF	0	0	0	0	0	0	0	0	Beltre, A, 3B	4	0	0	0	0	0	0	0
Jones, Ad, CF	3	0	0	1	0	1	0	0	Cruz, N, RF	4	0	2	0	0	0	0	0
Winters, C	4	0	0	0	0	2	0	0	Young, M, 1B	4	0	2	0	0	0	0	0
Thome, DH	3	0	1	0	1	1	0	0	Napoli, DH-C	3	0	0	0	1	2	0	0
2-Ford, PR-DH	0	1	0	0	0	0	0	0	Soto, C	2	0	0	0	0	1	0	0
Reynolds, Ma, 1B	3	0	0	0	0	0	0	0	a-Moreland, PH	1	0	0	0	0	1	0	0
Flaherty, 2B	3	0	1	0	0	1	0	0	Uehara, P	0	0	0	0	0	0	0	0
1-Andino, PR-2B	1	2	1	0	0	0	0	0	Nathan, P	0	0	0	0	0	0	0	0
Machado, 3B	3	0	1	1	0	1	0	0	c-Profar, PH	1	0	1	0	0	0	0	0
									Gentry, CF	2	0	0	0	0	0	0	0
									b-Murphy, Dv, PH-LF	2	0	0	0	0	0	0	0

Totals	33	5	8	5	1	12	Totals	34	1	9	0	2	6
--------	----	---	---	---	---	----	--------	----	---	---	---	---	---

1-Ran for Flaherty in the 7th. a-Struck out for Soto in the 7th.  
 2-Ran for Thome in the 9th. b-Grounded out for Gentry in the 8th.  
 c-Singled for Nathan in the 9th.

2B - Bal 1: R. Andino (1). E - Bal: D. O'Day (1), M. Reynolds (1). Tex: D. Holland (1), M. Young (1). DP - Bal (Flaherty to Hardy to Mar.Reynolds; Hardy to Flaherty to Mar.Reynolds; Hardy to Flaherty to Mar.Reynolds). RISP - Bal 3 for 5; Tex 1 for 7. SH - Bal: M. Machado. SF - Bal: N. McLouth, A. Jones. GDP - Tex: I. Kinsler, E. Andrus, J. Hamilton. SB - Bal: N. McLouth (1), M. Reynolds (1). WP - Tex: D. Holland. HBP - Bal: M. Reynolds by Y. Darvish.

Umpires - HP--Gary Darling. 1B--Jerry Layne. 2B--Ted Barrett. 3B--Bill Miller. LF--Greg Gibson. RF--Chris Guccione.  
 Time - 3:19. Attendance - 46,931. Weather - 75 degrees

Baltimore	IP	H	R	ER	BB	SO	HR	BF	PIT/STK
Saunders, J (W, 1-0)	5.2	6	1	1	1	4	0	22	77/46
O'Day	2.0	1	0	0	0	1	0	7	24/17
Matusz	0.1	0	0	0	0	1	0	1	3/3
Johnson, J	1.0	2	0	0	0	1	0	6	17/11
<b>Totals</b>	<b>9.0</b>	<b>9</b>	<b>1</b>	<b>1</b>	<b>2</b>	<b>6</b>	<b>0</b>	<b>36</b>	

Texas	IP	H	R	ER	BB	SO	HR	BF	PIT/STK
Darvish (L, 0-1)	6.2	5	3	2	0	7	0	27	91/59
Holland, D	0.1	1	0	0	0	1	0	2	8/5
Uehara	1.0	0	0	0	0	3	0	3	18/11
Nathan	1.0	2	2	2	1	1	0	6	35/22
<b>Totals</b>	<b>9.0</b>	<b>8</b>	<b>5</b>	<b>4</b>	<b>1</b>	<b>12</b>	<b>0</b>	<b>38</b>	

FRONT OFFICE

COACHES

PLAYERS

2012 REVIEW

OPPONENTS

RECORDS

DEVELOPMENT

MEDIA

# 2011 ALDS

## RANGERS 2011 DIVISION SERIES ROSTER

### PITCHERS (11):

Mike Adams, Scott Feldman, Neftali Feliz, Michael Gonzalez, Matt Harrison, Derek Holland, Colby Lewis, Alexi Ogando, Darren Oliver, Koji Uehara, C.J. Wilson.

### CATCHERS (3):

Mike Napoli, Yorvit Torrealba, Matt Treanor.

### INFIELDERS (6):

Elvis Andrus, Adrian Beltre, Esteban German, Ian Kinsler, Mitch Moreland, Michael Young.

### OUTFIELDERS (5):

Endy Chavez, Nelson Cruz, Craig Gentry, Josh Hamilton, David Murphy.

FRONT OFFICE

COACHES

PLAYERS

2012 REVIEW

OPPONENTS

RECORDS

DEVELOPMENT

MEDIA

ALDS Game #1	Sept. 30: Tampa Bay 9, at Texas 0										0-1		
Rangers Ballpark	Rays Lead Series 1-0												

<b>FINAL</b>	1	2	3	4	5	6	7	8	9		R	H	E	LOB
<b>TAMPA BAY</b>	0	3	0	3	0	2	0	0	1		9	11	0	6
<b>TEXAS</b>	0	0	0	0	0	0	0	0	0		0	2	1	5
<b>Tampa Bay</b>	<b>AB</b>	<b>R</b>	<b>H</b>	<b>B</b>	<b>BB</b>	<b>K</b>	<b>Texas</b>	<b>AB</b>	<b>R</b>	<b>H</b>	<b>B</b>	<b>BB</b>	<b>K</b>	
Rodriguez, SS-2B	5	0	0	0	0	0	Kinsler, 2B	3	0	0	0	1	1	
Upton, CF	4	1	1	0	1	2	Andrus, SS	3	0	0	0	1	1	
Longoria, 3B	5	1	2	0	0	2	Hamilton, CF	4	0	2	0	0	0	
Zobrist, 2B	4	2	1	0	0	2	Young, 1B	4	0	0	0	0	0	
Brignac, SS	0	0	0	0	0	0	Beltre, 3B	4	0	0	0	0	0	
Damon, DH	5	2	2	3	0	1	Napoli, C	3	0	0	0	2	2	
Kotchman, C	3	3	5	0	2	0	Cruz, RF	3	0	0	0	2	0	
Jennings, LF	3	0	1	0	1	0	Torrealba, DH	3	0	0	0	0	0	
Joyce, RF	4	0	1	1	0	2	Genry, LF	1	0	0	0	0	1	
							a-Murphy, PH-LF	1	0	0	0	0	1	
<b>Totals</b>	<b>39</b>	<b>9</b>	<b>11</b>	<b>9</b>	<b>2</b>	<b>11</b>	<b>Totals</b>	<b>29</b>	<b>0</b>	<b>2</b>	<b>0</b>	<b>2</b>	<b>8</b>	

a-Struck out for Genry in the 8th.

ALDS Game #2	Oct. 1: at Texas 8, Tampa Bay 6										1-1		
Rangers Ballpark	Series Tied 1-1												

<b>FINAL</b>	1	2	3	4	5	6	7	8	9		R	H	E	LOB
<b>TAMPA BAY</b>	1	0	0	2	0	0	3	0	0		6	9	0	7
<b>TEXAS</b>	0	0	0	5	0	2	0	1	x		8	10	1	6
<b>Tampa Bay</b>	<b>AB</b>	<b>R</b>	<b>H</b>	<b>B</b>	<b>BB</b>	<b>K</b>	<b>Texas</b>	<b>AB</b>	<b>R</b>	<b>H</b>	<b>B</b>	<b>BB</b>	<b>K</b>	
Jennings, LF	4	1	1	0	1	0	Kinsler, 2B	5	0	2	2	0	0	
Upton, CF	4	2	3	0	1	0	Andrus, SS	4	1	0	0	0	1	
Longoria, 3B	4	1	1	3	1	1	Hamilton, CF-LF	4	1	1	0	1	0	
Zobrist, 2B	5	0	1	0	0	0	Young, DH	4	1	2	0	0	1	
Damon, DH	4	0	1	0	0	0	Beltre, 3B	3	1	0	1	0	1	
Shoppach, C	1	0	0	1	0	0	Napoli, C	4	2	2	2	0	1	
a-Jaso, PH-C	2	0	0	0	1	0	Cruz, RF	4	1	0	0	3		
Rodriguez, SS	3	0	0	0	0	0	Murphy, LF	2	2	1	0	0	1	
b-Fuld, PH-RF	1	0	0	0	0	0	a-Genry, PH-CF	1	0	0	0	0	0	
Kotchman, 1B	4	1	1	0	0	0	Moreland, 1B	3	1	1	2	0	0	
Joyce, RF	4	1	2	0	1	0								
Brignac, SS	0	0	0	0	0	0								
<b>Totals</b>	<b>36</b>	<b>6</b>	<b>9</b>	<b>6</b>	<b>4</b>	<b>4</b>	<b>Totals</b>	<b>33</b>	<b>8</b>	<b>10</b>	<b>7</b>	<b>1</b>	<b>8</b>	

a-Struck out for Shoppach in the 6th.

b-Lined out for Rodriguez, S in the 8th.

a-Hit a sacrifice bunt for Murphy, Dv in the 6th.

2B - TB 1: B. Upton (1), Tex 1: J. Hamilton (1). HR - TB 3: J. Damon (1), K. Shoppach (2) (E). Tex: A. Beltre (1). RISP - TB 3 for 10; Tex 0 for 5. HBP - TB: B. Zobrist by C. Wilson, Tex: C. Genry by M. Moore.  
Umpires - HP - Mark Carlson, 1B - Kerwin Danley, 2B - Dale Scott, 3B - Greg Gibson, LF - Brian Gorman, RF - Marvin Hudson. Time - 3:00 Attendance - 50,498 Weather - 84 degrees

2B - TB 4: D. Jennings (1), B. Upton 2 (3), C. Kotchman (1), Tex 1: I. Kinsler (1). HR - TB: E. Longoria (1), M. Joyce (1), Tex 1: M. Moreland (1). E - Tex: D. Holladay (1). RISP - TB 3 for 9; Tex 3 for 9. SH - Tex: C. Genry, CS - TB: B. Upton (1). HBP - Tex: E. Andrus, A. Beltre, M. Moreland. IBB - Tex: J. Hamilton by J. Cruz. Umpires - HP - Kerwin Danley, 1B - Dale Scott, 2B - Greg Gibson, 3B - Brian Gorman, LF - Marvin Hudson, RF - Mark Carlson. Time - 3:25 Attendance - 51,351 Weather - 83 degrees

<b>Tampa Bay</b>	<b>IP</b>	<b>H</b>	<b>R</b>	<b>ER</b>	<b>BB</b>	<b>SO</b>	<b>HR</b>	<b>BF</b>	<b>PIT/STK</b>
Moore (W 1-0)	7.0	2	0	0	2	6	0	26	98/62
Gomes	1.0	0	0	0	0	2	0	3	13/7
Davis	1.0	0	0	0	0	0	0	3	14/10
<b>Totals</b>	<b>9.0</b>	<b>2</b>	<b>0</b>	<b>0</b>	<b>2</b>	<b>8</b>	<b>0</b>	<b>32</b>	
<b>Texas</b>	<b>IP</b>	<b>H</b>	<b>R</b>	<b>ER</b>	<b>BB</b>	<b>SO</b>	<b>HR</b>	<b>BF</b>	<b>PIT/STK</b>
Wilson (L 0-1)	5.0	7	8	6	1	6	3	25	103/66
Feldman	3.0	2	0	0	0	4	0	11	49/33
Harrison	0.2	1	1	1	1	0	0	4	15/7
Gonzalez	0.1	1	0	0	0	1	0	2	8/5
<b>Totals</b>	<b>9.0</b>	<b>11</b>	<b>9</b>	<b>7</b>	<b>2</b>	<b>11</b>	<b>3</b>	<b>42</b>	

<b>Tampa Bay</b>	<b>IP</b>	<b>H</b>	<b>R</b>	<b>ER</b>	<b>BB</b>	<b>SO</b>	<b>HR</b>	<b>BF</b>	<b>PIT/STK</b>	
Shields (L 0-1)	5.0	8	7	7	0	6	0	25	100/67	
McGee	0.1	0	0	0	0	0	0	2	5/2	
Cruz	0.2	1	0	0	0	1	0	4	14/7	
Gomes	0.2	0	1	0	0	1	0	1	5	15/11
Peralta	0.2	0	0	0	0	0	0	2	9/5	
<b>Totals</b>	<b>8.0</b>	<b>10</b>	<b>8</b>	<b>8</b>	<b>1</b>	<b>8</b>	<b>1</b>	<b>38</b>		
<b>Texas</b>	<b>IP</b>	<b>H</b>	<b>R</b>	<b>ER</b>	<b>BB</b>	<b>SO</b>	<b>HR</b>	<b>BF</b>	<b>PIT/STK</b>	
Holland (W 1-0)	5.0	6	3	1	2	2	1	23	93/61	
Ogando	1.0	1	0	0	0	1	0	4	13/9	
Uehara	0.0	2	3	3	1	0	1	3	11/7	
Oliver	1.0	0	0	0	0	1	0	3	13/9	
Adams (Save 1)	1.0	0	0	0	0	0	0	3	14/9	
Feliz	1.0	0	0	0	1	0	0	4	15/8	
<b>Totals</b>	<b>9.0</b>	<b>9</b>	<b>6</b>	<b>4</b>	<b>4</b>	<b>4</b>	<b>2</b>	<b>40</b>		

ALDS Game #3	Oct. 3: Texas 4, at Tampa Bay 3										2-1		
Tropicana Field	Rangers Lead Series 2-1												

<b>FINAL</b>	1	2	3	4	5	6	7	8	9		R	H	E	LOB
<b>TEXAS</b>	0	0	0	0	0	4	0	0	0		4	9	0	7
<b>TAMPA BAY</b>	0	0	1	0	0	1	1	0	0		3	6	0	6
<b>Texas</b>	<b>AB</b>	<b>R</b>	<b>H</b>	<b>B</b>	<b>BB</b>	<b>K</b>	<b>Tampa Bay</b>	<b>AB</b>	<b>R</b>	<b>H</b>	<b>B</b>	<b>BB</b>	<b>K</b>	
Kinsler, 2B	4	1	1	0	1	1	Jennings, LF	4	2	2	2	0	0	
Andrus, SS	4	1	0	0	1	1	Upton, CF	2	0	0	0	2	1	
Hamilton, LF	5	0	2	0	0	0	Longoria, 3B	3	0	0	1	0	1	
Young, DH	4	0	0	0	1	0	Joyce, RF	3	0	0	0	1	1	
Beltre, 3B	4	1	1	0	0	0	Damon, DH	4	1	1	0	0	2	
Napoli, C	3	1	2	2	1	0	Zobrist, 2B	4	0	1	0	0	1	
Cruz, RF	4	0	0	0	0	0	Kotchman, 1B	4	0	1	0	0	0	
Moreland, 1B	4	0	0	0	1	0	Jaso, C	2	0	0	0	0	0	
Genry, CF	3	1	2	0	1	0	a-Rodriguez, PH-SS	2	0	1	1	0	0	
							Brignac, SS	1	0	0	0	0	0	
							b-Fuld, PH	1	0	0	0	0	0	
							Shoppach, C	1	0	0	0	0	0	
<b>Totals</b>	<b>34</b>	<b>4</b>	<b>9</b>	<b>4</b>	<b>4</b>	<b>4</b>	<b>Totals</b>	<b>31</b>	<b>3</b>	<b>6</b>	<b>3</b>	<b>5</b>	<b>8</b>	

a-Grounded out for Jaso in the 7th.

b-Grounded out for Brignac in the 7th.

ALDS Game #4	Oct. 4: Texas 4, at Tampa Bay 3										3-1		
Tropicana Field	Rangers Win Series 3-1												

<b>FINAL</b>	1	2	3	4	5	6	7	8	9		R	H	E	LOB
<b>TEXAS</b>	1	1	0	1	0	0	1	0	0		4	6	0	6
<b>TAMPA BAY</b>	0	1	0	1	0	0	0	1	0		3	7	0	7
<b>Texas</b>	<b>AB</b>	<b>R</b>	<b>H</b>	<b>B</b>	<b>BB</b>	<b>K</b>	<b>Tampa Bay</b>	<b>AB</b>	<b>R</b>	<b>H</b>	<b>B</b>	<b>BB</b>	<b>K</b>	
Kinsler, 2B	4	1	1	1	1	1	Jennings, LF	4	0	1	0	1	1	
Andrus, SS	3	0	0	0	1	0	Upton, CF	4	0	0	0	0	3	
Hamilton, CF-LF	3	0	0	0	0	1	Longoria, 3B	4	0	0	0	2		
Young, DH	3	0	0	0	1	0	Zobrist, 2B	4	0	1	0	0	1	
Beltre, 3B	4	0	3	3	0	0	Damon, DH	4	0	0	0	0	0	
Napoli, C	4	0	1	0	0	2	Shoppach, C	3	0	0	0	2	2	
Cruz, RF	4	0	0	0	0	0	a-Fuld, PH	1	0	0	0	1	0	
Murphy, LF	3	0	1	0	1	0	Rodriguez, SS	2	3	1	0	2	0	
1-Genry, PR-CF	0	0	0	0	0	0	Kotchman, 1B	4	0	2	2	0	1	
Moreland, 1B	3	0	0	0	1	0	1-Johnson, PR	0	0	0	0	0	0	
							Joyce, RF	4	0	1	0	1	0	
<b>Totals</b>	<b>32</b>	<b>4</b>	<b>6</b>	<b>4</b>	<b>5</b>	<b>4</b>	<b>Totals</b>	<b>34</b>	<b>3</b>	<b>7</b>	<b>3</b>	<b>12</b>		

1-Ran for Murphy in the 9th.

a-Struck out for Shoppach in the 9th.

1-Ran for Kotchman in the 9th.

2B - Tex 1: I. Kinsler (2), HR - Tex 1: M. Napoli (1), TB 2: D. Jennings 2 (2). RISP - Tex 2 for 8; TB 1 for 5. GDP - TB: K. Shoppach (3). SB - Tex: I. Kinsler (1), M. Napoli (1), C. Genry 2 (2), TB: B. Upton (1). CS - Tex: E. Andrus (1), C. Genry (1), TB: B. Upton (2). Umpires - HP - Dale Scott, 1B - Greg Gibson, 2B - Brian Gorman, 3B - Marvin Hudson, LF - Mark Carlson, RF - Kerwin Danley. Time - 3:51 Attendance - 32,828 Weather - 70 degrees

2B - TB 2: S. Rodriguez (1), M. Joyce (1). HR - Tex 4: I. Kinsler (1), A. Beltre 3 (3). RISP - Tex 0 for 2; TB 2 for 4. GDP - Tex: N. Cruz. Umpires - HP - Greg Gibson, 1B - Brian Gorman, 2B - Marvin Hudson, 3B - Mark Carlson, LF - Kerwin Danley, RF - Dale Scott. Time - 3:05 Attendance - 28,299 Weather - 70 degrees

<b>Texas</b>	<b>IP</b>	<b>H</b>	<b>R</b>	<b>ER</b>	<b>BB</b>	<b>SO</b>	<b>HR</b>	<b>BF</b>	<b>PIT/STK</b>
Lewis (W 1-0)	6.0	1	1	1	2	6	1	21	93/62
Oliver	0.1	3	1	1	0	0	4	12/11	
Ogando	0.2	0	0	0	0	0	0	2	10/6
Adams	0.1	1	1	1	3	0	1	4	26/12
Gonzalez	0.1	0	0	0	0	1	0	1	3/3
Feliz (Save 2)	1.1	1	0	0	0	1	0	4	25/18
<b>Totals</b>	<b>9.0</b>	<b>6</b>	<b>3</b>	<b>3</b>	<b>5</b>	<b>8</b>	<b>2</b>	<b>36</b>	
<b>Tampa Bay</b>	<b>IP</b>	<b>H</b>	<b>R</b>	<b>ER</b>	<b>BB</b>	<b>SO</b>	<b>HR</b>	<b>BF</b>	<b>PIT/STK</b>
Price (L 0-1)	3.0	7	3	3	3	3	2	12	102/64
Gomes	0.0	0	1	1	2	0	0	2	9/1
Howell	0.0	0	0	0	0	0	0	1	2/2
Cruz	1.1	0	0	0	1	1	0	4	21/13
Peralta	1.0	1	0	0	0	0	0	4	16/11
<b>Totals&lt;/</b>									

# 2011 ALCS

## RANGERS 2011 CHAMPIONSHIP SERIES ROSTER

### PITCHERS (12):

Mike Adams, Scott Feldman, Neftali Feliz, Michael Gonzalez, Matt Harrison, Derek Holland, Colby Lewis, Alexi Ogando, Darren Oliver, Yoshinori Tateyama, Koji Uehara, C.J. Wilson.

### CATCHERS (2):

Mike Napoli, Yorvit Torrealba.

### INFELDERS (6):

Elvis Andrus, Adrian Beltre, Esteban German, Ian Kinsler, Mitch Moreland, Michael Young.

### OUTFIELDERS (5):

Endy Chavez, Nelson Cruz, Craig Gentry, Josh Hamilton, David Murphy.

FRONT OFFICE

COACHES

PLAYERS

2012 REVIEW

OPPONENTS

RECORDS

DEVELOPMENT

MEDIA

### ALCS Game #1 Oct. 8, at Texas 3, Detroit 2

Rangers Balkpark										Rangers Lead Series 1-0																			
FINAL	1	2	3	4	5	6	7	8	9	R	H	E	LOB	FINAL	1	2	3	4	5	6	7	8	9	R	H	E	LOB		
DETROIT	0	0	0	0	2	0	0	0	0	2	7	1	9	DETROIT	0	0	0	0	0	0	0	0	0	3	8	0	13		
TEXAS	0	2	0	1	0	0	0	0	x	3	6	0	5	TEXAS	2	0	0	0	0	0	1	0	0	0	4	7	11	1	6

Totals 32 2 7 1 6 14 Totals 30 3 6 3 2 7

a-Struck out for Inge in the 9th.  
 1-Ran for Ordonez in the 5th.  
 2-Ran for Santiago in the 9th.  
**2B** - Det: A. Jackson (1), R. Santiago (1), 3B - Tex: 1: D. Murphy (1), **HR** - Tex: 1: N. Cruz (1), **E** - Det: A. Jackson (1), **RISP** - Det: 1 for 7; Tex: 1 for 4, **GIDP** - Det: V. Moreland, M. Ordonez, **CS** - Tex: 1; Kinsler (1), **IBB** - Det: M. Ordonez.  
**Umpires** - HP-Jim Welke, 1B-Larry Vanover, 2B-Jim Wolf, 3B-Fieldin Culbreth, LF-Jeff Nelson, RF-Tom Hallion, **Time** - 3:07 (1:50 delay), **Attendance** - 50,114 **Weather** - 74 degrees

### ALCS Game #2 Oct. 10, at Texas 7, Detroit 3 (11)

Rangers Balkpark										Rangers Lead Series 2-0																					
FINAL	1	2	3	4	5	6	7	8	9	10	11	R	H	E	LOB	FINAL	1	2	3	4	5	6	7	8	9	10	11	R	H	E	LOB
DETROIT	0	0	0	0	0	0	0	0	0	0	0	3	8	0	13	DETROIT	0	0	0	0	0	0	0	0	0	0	0	3	8	0	13
TEXAS	2	0	0	0	0	0	1	0	0	0	4	7	11	1	6	TEXAS	2	0	0	0	0	1	0	0	0	4	7	11	1	6	

Totals 40 3 8 3 6 8 Totals 39 7 11 7 3 7

a-Filed out for Inge in the 9th.  
**2B** - Det: 3: D. Kelly (1), M. Cabrera (1), J. Peralta (1), Tex: 4: J. Hamilton (1), A. Beltre 2 (2), N. Cruz (1), **HR** - Det: 1: R. Abum, (1), Tex: 2: N. Cruz 2 (3), **E** - Tex: M. Moreland (1), **RISP** - Det: 1 for 12; Tex: 3 for 13, **SH** - Det: J. Peralta, B. Inge, **GIDP** - Tex: M. Moreland, **HBP** - Det: V. Martinez; Tex: N. Cruz, **IBB** - Det: M. Cabrera, Tex: M. Napoli.  
**Umpires** - HP-Larry Vanover, 1B-Jim Wolf, 2B-Fieldin Culbreth, 3B-Jeff Nelson, LF-Tom Hallion, RF-Tim Welke.  
**Time** - 4:25 **Attendance** - 51,227 **Weather** - 74 degrees

DETROIT	IP	H	R	ER	BB	SO	HR	BF	PIT/STK
Verlander (L 0-1)	4.0	5	3	3	2	5	1	19	82/49
Porcello	2.0	0	0	0	0	1	0	6	22/16
Coke	0.1	1	0	0	0	0	0	2	6/3
Perry	1.2	0	0	0	0	1	0	5	14/10
Totals	8.0	6	3	3	2	7	1	32	

Texas Wilson 4.2 6 2 2 5 6 0 23 96/54  
 Gonzalez 0.1 0 0 0 0 0 0 1 2/1  
 Ogando (W 1-0) 2.0 0 0 0 1 3 3 0 7 32/22  
 Oliver 0.2 0 0 0 0 0 1 0 2 8/6  
 Adams 0.1 0 0 0 0 0 1 0 1 6/5  
 Feliz 1.0 1 0 0 0 0 3 0 4 15/11  
 Totals 9.0 7 2 2 6 14 0 38

DETROIT	IP	H	R	ER	BB	SO	HR	BF	PIT/STK
Scherzer	6.0	6	3	3	1	6	1	25	91/64
Coke	0.2	0	0	0	0	1	0	2	7/5
Benoit	1.1	0	0	0	1	1	0	4	19/10
Valverde	2.0	1	0	1	0	1	0	8	23/14
Perry (L 0-1)	0.0	4	4	4	0	0	1	4	20/13
Totals	10.0	11	7	7	3	7	2	43	

Texas Holland 2.2 4 3 3 4 0 1 17 76/45  
 Feldman 4.1 1 0 0 0 0 4 0 15 49/31  
 Ogando 1.2 1 0 0 0 2 0 6 23/15  
 Gonzalez 4.0 0 0 0 0 0 0 0 1 21  
 Feliz 1.1 0 0 0 2 0 0 6 23/11  
 Adams (W 1-0) 1.0 1 0 0 2 0 2 4 22/13  
 Totals 11.0 8 3 3 6 8 1 49

Pitcher Notes - Scherzer pitched to 1 batter in the 7th, Perry pitched to 4 batters in the 11th, M.Gonzalez pitched to 1 batter in the 9th.  
 Game Notes - no outs when winning run scored.

### ALCS Game #3 Oct. 11, at Detroit 5, Texas 2

Comerica Park										Rangers Lead Series 2-1																	
FINAL	1	2	3	4	5	6	7	8	9	R	H	E	LOB	FINAL	1	2	3	4	5	6	7	8	9	R	H	E	LOB
TEXAS	1	0	0	0	0	0	1	0	0	2	8	0	4	DETROIT	0	0	0	0	0	0	0	0	0	3	5	1	5
DETROIT	0	0	0	1	2	1	0	x	5	11	0	8	DETROIT	0	2	0	0	1	0	0	0	0	3	5	1	5	

Totals 31 2 8 2 0 5 Totals 35 5 11 5 2 7

**2B** - Tex: 2: J. Hamilton (2), Y. Torrealba (1), Det: 2: M. Cabrera (2), R. Abum (1), **HR** - Det: 3: M. Cabrera (1), V. Martinez (1), J. Peralta (1), **RISP** - Tex: 1 for 10; Det: 2 for 7, **SH** - Tex: E. Andrus, **GIDP** - Tex: E. Andrus, M. Young, **SB** - Det: A. Dirks (1), **HBP** - Tex: 1; Kinsler by D. Fister.  
**Umpires** - HP-Jim Wolf, 1B-Fieldin Culbreth, 2B-Jeff Nelson, 3B-Tom Hallion, LF-Tim Welke, RF-Larry Vanover.  
**Time** - 3:08, **Attendance** - 41,905, **Weather** - 65 degrees

### ALCS Game #4 Oct. 12, Texas 7, at Detroit 3 (11)

Comerica Park										Rangers Lead Series 3-1																					
FINAL	1	2	3	4	5	6	7	8	9	10	11	R	H	E	LOB	FINAL	1	2	3	4	5	6	7	8	9	10	11	R	H	E	LOB
TEXAS	0	0	0	0	3	0	0	0	0	0	4	7	11	0	5	DETROIT	0	2	0	0	1	0	0	0	0	3	5	1	5		
DETROIT	0	0	0	0	0	0	0	0	0	0	0	3	5	1	5	DETROIT	0	2	0	0	1	0	0	0	0	3	5	1	5		

Totals 42 7 11 7 3 10 Totals 35 3 5 3 9 5

a-Filed out for Murphy in the 11th.  
**2B** - Tex: 3: I. Kinsler (1), J. Hamilton (3), D. Murphy (1), Det: 1: M. Cabrera (1), **HR** - Tex: 1: N. Cruz (4), Det: 1: R. Inge (1), **E** - Det: R. Porcello (1), **RISP** - Tex: 4 for 9; Det: 1 for 3, **GIDP** - Tex: N. Cruz, Det: R. Abum, **SB** - Tex: 1; Kinsler (1), **CS** - Tex: N. Cruz (1), Det: A. Jackson (1), **HBP** - Det: A. Jackson, **IBB** - Tex: A. Beltre, Det: M. Cabrera.  
**Umpires** - HP-Fieldin Culbreth, 1B-Jeff Nelson, 2B-Tom Hallion, 3B-Tim Welke, LF-Larry Vanover, RF-Jim Wolf.  
**Time** - 4:00 **Attendance** - 42,234 **Weather** - 59 degrees

TEXAS	IP	H	R	ER	BB	SO	HR	BF	PIT/STK
Lewis (L 0-1)	5.2	8	4	4	2	6	2	27	111/75
Uehara	0.2	2	1	1	0	0	1	4	13/11
Oliver	0.2	1	0	0	0	0	0	3	12/7
Tateyama	0.2	1	0	0	0	0	0	3	9/4
Totals	8.0	11	5	5	2	7	3	37	

Detroit Fister (W 1-0) 7.1 7 2 2 2 0 3 0 27 102/74  
 Benoit 0.2 0 0 0 0 0 1 0 2 10/6  
 Valverde (Save 1) 1.0 1 0 0 0 0 1 0 4 16/11  
 Totals 9.0 8 2 2 0 5 0 33

TEXAS	IP	H	R	ER	BB	SO	HR	BF	PIT/STK
Harrison	5.0	3	2	2	3	3	0	20	91/53
Ogando (BS 1)	2.0	1	1	1	1	2	1	8	39/24
Adams	1.0	1	0	0	1	0	0	4	16/7
Oliver	1.0	0	0	0	0	0	0	3	18/14
Feldman (W 1-0)	1.0	0	0	0	0	1	0	3	11/6
Feliz	1.0	0	0	0	0	0	0	3	7/6
Totals	11.0	5	3	3	5	6	1	41	

Detroit Porcello 6.2 8 3 2 1 0 8 0 27 96/88  
 Alburquerque 0.1 0 0 0 0 1 0 0 2 9/3  
 Benoit 2.0 0 0 0 0 1 2 0 6 34/24  
 Valverde (L 0-1) 1.1 3 4 4 1 2 1 8 22/15  
 Coke 0.2 0 0 0 0 0 0 0 2 2/2  
 Totals 11.0 11 7 6 3 10 1 45



<b>FINAL</b>	1	2	3	4	5	6	7	8	9	<b>R</b>	<b>H</b>	<b>E</b>	<b>LOB</b>				
<b>TEXAS</b>	1	0	0	0	1	0	0	2	1	5	10	1	10				
<b>DETROIT</b>	0	0	1	1	0	4	1	0	x	7	10	1	4				
<b>Texas</b>	<b>AB</b>	<b>R</b>	<b>H</b>	<b>B</b>	<b>I</b>	<b>B</b>	<b>B</b>	<b>K</b>	<b>AB</b>	<b>R</b>	<b>H</b>	<b>B</b>	<b>I</b>	<b>B</b>	<b>B</b>	<b>K</b>	
Kinsler, 2B	4	2	1	0	1	1			Jackson, CF	4	0	0	0	0	4		
Andrus, SS	5	0	1	0	0	0			Raburn, RF-LF	4	2	2	1	0	0	0	
Hamilton, CF	4	1	2	2	0	1			Cabrera, 1B	2	1	1	1	2	0		
Young, DH	5	0	2	1	0	1			Martinez, DH	4	1	1	1	0	0		
Beltre, 3B	4	0	0	0	1	1			Young, LF	3	2	2	3	0	0		
Napoli, C-1B	4	1	2	0	1	0			Kelly, RF	1	0	0	0	0	0		
Cruz, RF	4	1	1	2	0	2			Peralta, SS	4	0	0	0	0	1		
Murphy, LF	4	0	1	0	0	0			Inge, 3B	3	0	1	0	1	1		
Moreland, 1B	2	0	0	0	1	2			Avila, C	4	1	1	1	0	1		
a-Torrealba, PH-C	1	0	0	0	0	1			Santiago, 2B	3	0	2	0	0	0		
<b>Totals</b>	<b>37</b>	<b>5</b>	<b>10</b>	<b>5</b>	<b>4</b>	<b>9</b>	<b>Totals</b>	<b>32</b>	<b>7</b>	<b>10</b>	<b>7</b>	<b>3</b>	<b>7</b>				

a-Struck out for Moreland in the 8th.

<b>FINAL</b>	1	2	3	4	5	6	7	8	9	<b>R</b>	<b>H</b>	<b>E</b>	<b>LOB</b>				
<b>DETROIT</b>	1	1	0	0	2	0	0	1	0	5	10	2	3				
<b>TEXAS</b>	0	0	9	0	1	2	3	0	x	15	17	0	11				
<b>Detroit</b>	<b>AB</b>	<b>R</b>	<b>H</b>	<b>B</b>	<b>I</b>	<b>B</b>	<b>B</b>	<b>K</b>	<b>AB</b>	<b>R</b>	<b>H</b>	<b>B</b>	<b>I</b>	<b>B</b>	<b>B</b>	<b>K</b>	
Jackson, CF	4	1	2	2	0	1			Kinsler, 2B	5	2	2	3	1	0		
Raburn, RF	4	0	0	0	0	0			Andrus, SS	5	2	2	0	1	0		
Cabrera, 1B	4	2	2	2	0	2			Hamilton, CF-LF	4	1	1	1	0	0		
Martinez, DH	4	0	3	0	0	0			Young, 1B	6	2	3	5	0	1		
Young, LF	4	0	0	0	0	3			Beltre, 3B	6	2	2	1	0	3		
Peralta, SS	4	1	1	1	0	1			Napoli, C	4	2	1	0	1	0		
Avila, C	4	0	0	0	0	1			Cruz, RF	4	2	2	1	0	0		
Inge, 3B	4	1	1	0	0	0			Murphy, DH	2	2	2	3	0	0		
Santiago, 2B	3	0	1	0	0	0			Chavez, LF	1	0	0	0	0	0		
									a-Gentry, PH-CF	4	0	2	1	0	0		
<b>Totals</b>	<b>35</b>	<b>5</b>	<b>10</b>	<b>5</b>	<b>0</b>	<b>8</b>	<b>Totals</b>	<b>41</b>	<b>15</b>	<b>17</b>	<b>15</b>	<b>8</b>	<b>4</b>				

a-Reached on a fielder's choice for Chavez, En in the 3rd.

2B - Tex 4: I. Kinsler (2), J. Hamilton (4), M. Young (1), D. Murphy (2), Det 1: M. Cabrera (4), 3B - Det 1: V. Martinez (1), HR - Tex 1: N. Cruz (5), Det 4: R. Raburn (2), D. Young 2 (2), A. Avila (1), E - Tex: E. Andrus (1), Det: R. Santiago (1), RISP - Tex 2 for 9; Det 2 for 5, SF - Tex: J. Hamilton, GDP - Tex: I. Kinsler, Det: V. Martinez, A. Avila SB - Det: M. Cabrera (1), Umpires - HP--Jeff Nelson, 1B--Tom Hallion, 2B--Tim Welke, 3B--Larry Vanover, LF--Jim Wolf, RF--Fieldin Culbreth, Time - 3:21, Attendance - 41,908, Weather - 65 degrees

2B - Tex 4: M. Young 2 (3), A. Beltre (3), N. Cruz (2), HR - Det 4: A. Jackson (1), M. Cabrera 2 (3), J. Peralta (2), Tex 2: M. Young (1), N. Cruz (6), E - Det: R. Raburn (1), D. Young (1), RISP - Det 1 for 1; Tex 8 for 18, SF - Tex: J. Hamilton, GDP - Det: R. Raburn 2, SB - Tex: E. Andrus (1), D. Murphy (1), CS - Tex: E. Andrus (1), Umpires - HP--Jeff Nelson, 1B--Tom Hallion, 1B--Tim Welke, 2B--Larry Vanover, 3B--Jim Wolf, LF--Fieldin Culbreth, RF--Jeff Nelson, Time - 3:32, Attendance - 51,508, Weather - 80 degrees

<b>Texas</b>	<b>IP</b>	<b>H</b>	<b>R</b>	<b>ER</b>	<b>BB</b>	<b>SO</b>	<b>HR</b>	<b>BF</b>	<b>PIT/STK</b>
Wilson (L0-1)	6.0	8	6	6	2	5	3	27	109/72
Uehara	0.2	1	1	1	1	1	1	4	11/6
Gonzalez	0.1	0	0	0	0	0	0	1	4/3
Adams	1.0	1	0	0	0	1	0	3	10/8
<b>Totals</b>	<b>8.0</b>	<b>10</b>	<b>7</b>	<b>7</b>	<b>3</b>	<b>7</b>	<b>4</b>	<b>35</b>	
<b>Detroit</b>	<b>IP</b>	<b>H</b>	<b>R</b>	<b>ER</b>	<b>BB</b>	<b>SO</b>	<b>HR</b>	<b>BF</b>	<b>PIT/STK</b>
Verlander (W 1-1)	7.1	8	4	4	3	8	1	34	133/94
Coke (Save 1)	1.2	2	1	1	1	1	0	8	21/13
<b>Totals</b>	<b>9.0</b>	<b>10</b>	<b>5</b>	<b>5</b>	<b>4</b>	<b>9</b>	<b>1</b>	<b>42</b>	

<b>Detroit</b>	<b>IP</b>	<b>H</b>	<b>R</b>	<b>ER</b>	<b>BB</b>	<b>SO</b>	<b>HR</b>	<b>BF</b>	<b>PIT/STK</b>
Scherzer (L 0-1)	2.1	5	6	6	4	1	0	16	62/30
Schlereth	0.0	1	1	1	0	0	0	1	4/2
Porcello	0.1	2	2	2	1	0	0	5	14/6
Perry	2.1	2	1	0	0	0	0	9	35/22
Penny	1.2	7	5	5	2	1	2	14	48/21
Alburquerque	1.1	0	0	0	1	2	0	5	18/11
<b>Totals</b>	<b>8.0</b>	<b>17</b>	<b>15</b>	<b>14</b>	<b>8</b>	<b>4</b>	<b>2</b>	<b>50</b>	
<b>Texas</b>	<b>IP</b>	<b>H</b>	<b>R</b>	<b>ER</b>	<b>BB</b>	<b>SO</b>	<b>HR</b>	<b>BF</b>	<b>PIT/STK</b>
Holland	4.2	7	4	4	0	5	3	19	69/47
Feldman	0.1	0	0	0	0	0	0	1	3/3
Ogando (W 2-0)	2.0	1	0	0	0	3	0	7	28/18
Adams	1.0	2	1	1	0	0	1	5	16/11
Feliz	1.0	0	0	0	0	0	0	3	14/9
<b>Totals</b>	<b>9.0</b>	<b>10</b>	<b>5</b>	<b>5</b>	<b>0</b>	<b>8</b>	<b>4</b>	<b>35</b>	

Schlereth pitched to 1 batter in the 3rd.



NELSON CRUZ HAD A RECORD-SETTING PERFORMANCE ON HIS WAY TO BEING SELECTED THE 2011 AMERICAN LEAGUE CHAMPIONSHIP SERIES MOST VALUABLE PLAYER.

# 2011 WORLD SERIES

## RANGERS 2011 WORLD SERIES ROSTER

**PITCHERS (11):** Mike Adams, Scott Feldman, Neftali Feliz, Michael Gonzalez, Matt Harrison, Derek Holland, Colby Lewis, Mark Lowe, Alexi Ogando, Darren Oliver, C.J. Wilson.

**CATCHERS (3):** Mike Napoli, Yorvit Torrealba, Matt Treanor.

**INFIELDERS (6):** Elvis Andrus, Adrian Beltre, Esteban German, Ian Kinsler, Mitch Moreland, Michael Young.

**OUTFIELDERS (5):** Endy Chavez, Nelson Cruz, Craig Gentry, Josh Hamilton, David Murphy.

FRONT OFFICE

COACHES

PLAYERS

2012 REVIEW

OPINIONS

RECORDS

DEVELOPMENT

MEDIA

**WS Game #1 Oct. 19: at St. Louis 3, Texas 2**  
 Busch Stadium Cardinals Lead Series 1-0

FINAL	1	2	3	4	5	6	7	8	9	R	H	E	LOB
<b>TEXAS</b>	0	0	0	0	2	0	0	0	0	2	6	0	4
<b>ST. LOUIS</b>	0	0	0	2	0	1	0	0	0	3	6	0	8

Texas	AB	R	H	BB	K	St. Louis	AB	R	H	BB	K	
Kinsler, 2B	4	0	2	0	0	Furcal, SS	2	0	0	0	2	1
Andrus, SS	3	0	0	0	2	Jay, CF	3	0	0	0	0	
Hamilton, CF-LF	4	0	0	0	0	Pujols, 1B	2	1	0	0	0	
Young, 1B	4	0	0	0	0	Holliday, LF	1	1	0	0	0	
Beltre, 3B	4	1	2	0	0	Berkman, RF	4	0	2	2	0	
Cruz, RF	3	0	1	0	1	Motte, P	0	0	0	0	0	
Napoli, C	1	2	1	2	1	Freese, 3B	2	0	1	0	1	
Murphy, LF	2	0	0	0	1	Descalzo, 3B	0	0	0	0	0	
a-Gentry, PH-CF	1	0	0	0	1	Molina, C	4	2	0	0	0	
Wilson, P	2	0	0	0	0	Punto, 2B	2	0	1	0	2	
Ogando, P	0	0	0	0	0	Carpenter, P	2	0	0	0	0	
b-German, PH	0	0	0	0	0	a-Craig, PH	1	0	0	0	0	
Gonzalez, P	0	0	0	0	0	Salas, P	0	0	0	0	0	
Feldman, P	0	0	0	0	0	Rzepczynski, P	0	0	0	0	0	
						Dotel, P	0	0	0	0	0	
						Rhodes, P	0	0	0	0	0	
						Schumaker, RF	0	0	0	0	0	

**Totals** 30 2 6 2 2 7 **Totals** 26 3 6 3 6 5

a-Struck out for Murphy in the 7th. a-Singled for Carpenter in the 6th.  
 b-Struck out for Ogando in the 7th.

**WS Game #2 Oct. 20: Texas 2, at St. Louis 1**  
 Busch Stadium Series Tied, 1-1

FINAL	1	2	3	4	5	6	7	8	9	R	H	E	LOB
<b>TEXAS</b>	0	0	0	0	0	0	0	2	0	2	5	1	3
<b>ST. LOUIS</b>	0	0	0	0	0	0	1	0	0	1	1	6	9

Texas	AB	R	H	BB	K	St. Louis	AB	R	H	BB	K
Kinsler, 2B	3	1	2	0	0	Furcal, SS	5	0	1	0	0
Andrus, SS	4	1	1	0	0	Jay, CF	4	0	0	0	0
Hamilton, LF	3	0	0	1	0	Pujols, 1B	4	0	0	0	0
Young, 1B	3	0	1	0	1	Berkman, RF	4	0	0	0	2
Beltre, 3B	4	0	1	0	2	Motte, P	0	0	0	0	0
Cruz, RF	3	0	0	0	0	Rhodes, P	0	0	0	0	0
Napoli, C	3	0	0	0	0	Lynn, P	0	0	0	0	0
Gentry, CF	2	0	0	0	1	Holliday, LF	2	0	0	0	0
a-Murphy, PH	0	0	0	0	0	Freese, 3B	3	1	0	0	0
b-Torrealba, PH	1	0	0	0	0	Descalzo, 3B	1	0	0	0	0
Chavez, CF	0	0	0	0	0	Molina, C	3	0	0	0	1
Lewis, P	3	0	1	0	1	L-Rand, PR	0	0	0	0	0
Ogando, P	0	0	0	0	0	Punto, 2B	4	0	2	0	1
c-German, PH	1	0	0	0	0	Garcia, P	1	0	0	0	1
Adams, P	0	0	0	0	0	a-Craig, PH	1	0	1	0	0
Feliz, P	0	0	0	0	0	Salas, P	0	0	0	0	0
						Rzepczynski, P	0	0	0	0	0
						Schumaker, RF	1	0	0	0	1

**Totals** 29 2 5 2 1 9 **Totals** 33 1 6 1 4 6

a-Batted for Gentry in the 8th. a-Singled for Garcia in the 7th.  
 b-Struck out for Murphy in the 8th. 1-Ran for Molina in the 9th.  
 c-Grounded out for Ogando in the 8th.

**2B -** STL: 1. R. Furcal (1), E. Tex: 1. Kinsler (1), STL: A. Pujols (1), DP - Tex (Andrus to Kinsler to Mi. Young), SL (Furcal to Punto to Pujols), RISP - Tex: 1 for 5; SL: 2 for 9. S - Tex: E. Andrus, STL: J. Jay, D. Descalzo. GDP - Tex: M. Napoli, STL: J. Jay, M. Holliday. CS - Tex: I. Kinsler. SB - Tex: C. Wilson, HP - A. Pujols by C. Wilson. IBB - STL: A. Pujols by C. Wilson, N. Punto by C. Wilson.

**Umpires** - HP - Jerry Layne, 1B - Greg Gibson, 2B - Alfonso Marquez, 3B - Ron Kulpa, LF - Ted Barrett, RF - Jerry Layne. Time - 3:06 Attendance - 46,406 Weather - 48 degrees

Texas	IP	H	R	ER	BB	SO	HR	BF	PIT/STK
Wilson (L, 0-1)	5.2	4	1	0	4	0	26	94/50	
Ogando	0.1	1	0	0	0	0	2	9/7	
Gonzalez	0.1	0	0	0	0	0	0	2/2	
Feldman	1.2	1	0	0	0	1	6	27/15	
<b>Totals</b>	<b>8.0</b>	<b>6</b>	<b>3</b>	<b>3</b>	<b>6</b>	<b>5</b>	<b>35</b>		
St. Louis	IP	H	R	ER	BB	SO	HR	BF	PIT/STK
Carpenter (W, 1-0)	8.0	5	2	1	4	1	22	87/49	
Salas	0.1	0	0	0	1	0	0	3	1/5
Rzepczynski	0.2	0	0	0	0	2	0	7/6	
Dotel	0.2	0	0	0	0	1	0	5/5	
Rhodes	0.1	0	0	0	0	1	0	6/3	
Motte (S, 1)	1.0	0	0	0	0	0	3	10/7	
<b>Totals</b>	<b>9.0</b>	<b>6</b>	<b>2</b>	<b>2</b>	<b>7</b>	<b>1</b>	<b>33</b>		

Pitcher Notes - Motte pitched to 2 batters in the 9th.

**WS Game #3 Oct. 22: St. Louis 16, at Texas 7**  
 Rangers Ballpark Cardinals Lead Series 2-1

FINAL	1	2	3	4	5	6	7	8	9	R	H	E	LOB
<b>ST. LOUIS</b>	1	0	4	3	4	2	1	1	0	16	15	0	6
<b>TEXAS</b>	0	0	3	3	0	1	0	0	0	7	13	3	8

St. Louis	AB	R	H	BB	K	Texas	AB	R	H	BB	K
Furcal, SS	3	1	0	0	1	Kinsler, 2B	4	0	0	0	1
Craig, RF	5	2	1	1	2	Andrus, SS	5	1	2	0	2
Pujols, 1B	6	4	5	6	0	Hamilton, CF	5	1	1	0	0
Holliday, LF	5	3	1	0	1	Gentry, CF	0	0	0	0	0
Berkman, DH	4	1	2	1	0	Young, DH	2	2	0	1	
Freese, 3B	4	1	2	2	1	Beltre, 3B	5	2	4	1	0
1-Descalzo, PR-3B	0	0	1	0	0	Cruz, RF	4	1	1	2	1
Molina, C	3	1	2	4	1	Napoli, 1B	2	0	1	0	2
Jay, CF	5	0	0	0	1	Murphy, LF	3	0	0	0	1
Theriot, 2B	4	1	1	1	0	Torrealba, C	3	0	2	0	1

**Totals** 42 16 15 14 6 7 **Totals** 36 7 13 7 4 7

1-Ran for Freese in the 8th.  
**2B -** STL: 3. D. Freese (2), Y. Molina 2 (2), Tex: 2. M. Young (1), A. Beltre (2), HR - STL: 4. A. Craig (1), A. Pujols 3 (3), Tex: 2. M. Young (1), N. Cruz (1), E - Tex: E. Andrus (1), I. Kinsler (2), M. Napoli (1), DP - STL (Holliday to Y.Molina; Theriot to Furcal to Pujols), Tex (Kinsler to Andrus to Napoli), RISP - STL: 4 for 13; Tex: 3 for 9. SF - STL: Y. Molina, Tex: M. Napoli 2, GDP - STL: R. Furcal, Tex: J. Hamilton. CS - STL: J. Jay (1), IBB - STL: Y. Molina by M. Harrison.

**Umpires** - HP - Alfonso Marquez, 1B - Ron Kulpa, 2B - Ted Barrett, 3B - Gary Cederstrom, LF - Jerry Layne, RF - Greg Gibson. Time - 4:04 Attendance - 51,462 Weather - 80 degrees

**WS Game #4 Oct. 23: at Texas 4, St. Louis 0**  
 Rangers Ballpark Series Tied, 2-2

FINAL	1	2	3	4	5	6	7	8	9	R	H	E	LOB
<b>ST. LOUIS</b>	0	0	0	0	0	0	0	0	0	0	2	0	4
<b>TEXAS</b>	1	0	0	0	3	0	0	0	0	4	6	0	8

St. Louis	AB	R	H	BB	K	Texas	AB	R	H	BB	K
Furcal, SS	3	0	0	0	0	Kinsler, 2B	3	0	1	0	1
Craig, RF	3	0	0	0	2	Andrus, SS	4	1	2	0	0
Pujols, 1B	4	0	0	0	0	Hamilton, CF-LF	4	0	1	0	1
Holliday, LF	4	0	0	0	2	Young, DH	3	0	0	0	1
Berkman, DH	3	0	2	0	1	Beltre, 3B	4	0	0	0	2
Freese, 3B	3	0	0	0	0	Cruz, RF	2	1	1	0	2
1-Descalzo, PR	0	0	0	0	0	Murphy, LF	2	1	0	0	2
Molina, C	3	0	0	0	0	Gentry, CF	0	0	0	0	0
Jay, CF	1	0	0	0	0	a-Theriot, PH	2	1	1	0	0
Theriot, 2B	2	0	0	0	0	Schumaker, CF	0	0	0	0	0
Punto, 2B	2	0	0	0	1						

**Totals** 28 0 2 0 0 3 8 **Totals** 28 4 6 4 8 6

a-Struck out for Jay in the 8th.

**2B -** STL: 1. L. Berkman (1), Tex: 2. E. Andrus (1), J. Hamilton (1), HR - Tex: 1. M. Napoli (2), DP - STL (Punto to Furcal to Pujols), Tex (Kinsler to Andrus Moreland). RISP - STL: 0 for 4; Tex: 1 for 8. GDP - STL: D. Freese, Tex: M. Moreland. CS - Tex: I. Kinsler (2).

**Umpires** - HP - Ron Kulpa, 1B - Ted Barrett, 2B - Gary Cederstrom, 3B - Jerry Layne, LF - Greg Gibson, RF - Alfonso Marquez. Time - 3:07 Attendance - 51,539 Weather - 68 degrees

St. Louis	IP	H	R	ER	BB	SO	HR	BF	PIT/STK
Jacklin (L, 0-1)	5.1	3	3	3	7	3	0	25	109/59
Boggs	1.2	2	1	1	0	3	1	7	29/23
Westbrook	1.0	1	0	0	1	0	0	4	17/10
<b>Totals</b>	<b>8.0</b>	<b>6</b>	<b>4</b>	<b>4</b>	<b>8</b>	<b>6</b>	<b>1</b>	<b>36</b>	
Texas	IP	H	R	ER	BB	SO	HR	BF	PIT/STK
Holland (W, 1-0)	8.1	2	0	0	2	7	0	28	116/76
Feliz	0.2	0	0	0	1	0	3	17/10	
<b>Totals</b>	<b>9.0</b>	<b>2</b>	<b>0</b>	<b>0</b>	<b>3</b>	<b>8</b>	<b>0</b>	<b>31</b>	

Pitcher Notes - Lohse pitched to 4 batters in the 4th, Salas pitched to 3 batters in the 5th.

WS Game #5 Oct. 24 at Texas 4, St. Louis 2  
Rangers Ballpark Rangers Lead Series 3-2 10-5

FINAL	1	2	3	4	5	6	7	8	9	R	H	E	LOB
ST. LOUIS	0	2	0	0	0	0	0	0	0	2	7	1	12
TEXAS	0	0	1	0	1	0	2	x		4	9	2	10

St. Louis	AB	R	H	BB	K	Texas	AB	R	H	BB	K	
Furcal, SS	4	0	1	0	0	Kinsler, 2B	3	0	0	0	2	0
Craig, RF	0	0	0	1	1	Andrus, SS	5	0	1	0	0	2
Pujols, 1B	2	0	0	0	3	Hamilton, CF-LF	3	0	1	0	1	0
Berkman, DH	3	1	1	0	2	Young, DH	4	1	1	0	0	1
Beltre, 3B	3	1	0	0	2	Beltre, 3B	4	1	1	0	0	1
Freese, 3B	4	0	1	0	0	Cruz, RF	3	1	0	1	1	1
Molina, C	4	0	3	1	0	Murphy, LF	4	0	2	0	0	0
Schumaker, CF	3	0	1	1	0	1-Gentry, PR-CF	0	0	0	0	0	0
a-Theriot, PH	0	0	0	0	0	Napoli, C	4	0	1	2	0	1
Jo, CF	0	0	0	0	0	Moreland, 1B	4	1	1	1	0	1
Punto, 2B	3	0	0	0	1							

Totals	28	2	7	2	9	8	Totals	34	4	9	4	4	7
--------	----	---	---	---	---	---	--------	----	---	---	---	---	---

a-Sacrifice bunt for Schumaker in the 8th. 1-Run for Murphy in the 8th.

2B - Tex: 2. M. Young (2), M. Napoli (1). HR - Tex: 2. A. Beltre (1), M. Moreland (1). E - STL: C. Carpenter (1), Tex: D. Murphy (1), C. Wilson (1). DP - Tex: (Beltre to Kinsler to Moreland; Napoli to Kinsler). RISP - STL: 1 for 12; Tex: 2 for 7. S - STL: R. Furcal, A. Craig, R. Theriot. GDP - STL: M. Holliday, CS - STL: A. Craig 2 (2). Umpires - Tex: C. Wilson. HBP - S: Craig by R. Feliz. IBB - STL: A. Pujols by C. Wilson 2, L. Berkman by A. Ogando, A. Pujols by A. Ogando. Tex: N. Cruz by O. Dotel, I. Kinsler by L. Lynn. Impires - HP - Ted Barrett, 1B - Gary Cederstrom, 2B - Jerry Layne, 3B - Greg Gibson, LF - Alfonso Marquez, RF - Ted Barrett. Time - 3:31 Attendance - 51,459 Weather - 72 degrees

St. Louis	IP	H	R	ER	BB	SO	HR	BF	PIT/STK
Carpenter	7.0	6	2	2	2	4	2	30	101/167
Dotel (L, 0-1)	0.1	1	2	2	1	1	0	3	9/5
Rzepczynski	0.1	2	0	0	0	1	0	3	9/7
Lynn	0.0	0	0	0	1	0	0	1	4/1
Motte	0.1	0	0	0	0	1	0	1	3/3

Totals	8.0	9	4	4	4	7	2	38	
--------	-----	---	---	---	---	---	---	----	--

Texas	IP	H	R	ER	BB	SO	HR	BF	PIT/STK
Wilson	5.1	4	2	1	5	3	0	24	108/57
Feldman	0.2	1	0	0	0	1	0	3	9/7
Ogando	1.0	2	0	0	0	1	0	7	30/14
Oliver (W, 1-0)	1.0	0	0	0	0	3	1	6	8/6
Feliz (S, 2)	1.0	0	0	0	1	2	0	4	26/16

Totals	9.0	7	2	1	9	8	0	41	
--------	-----	---	---	---	---	---	---	----	--

Pitcher Notes - Lynn pitched to 1 batter in the 8th, Ogando pitched to 1 batter in the 8th.

WS Game #7 Oct. 28 at St. Louis 6, Texas 2  
Busch Stadium Cardinals Win Series 4-3 10-7

FINAL	1	2	3	4	5	6	7	8	9	R	H	E	LOB
TEXAS	2	0	0	0	0	0	0	0	0	2	6	0	6
ST. LOUIS	2	0	1	0	2	0	1	0	x	6	7	1	8

St. Louis	AB	R	H	BB	K	St. Louis	AB	R	H	BB	K	
Kinsler, 2B	3	0	2	0	1	Theriot, 2B	5	0	0	0	0	1
Andrus, SS	2	1	0	0	1	Motte, P	0	0	0	0	0	0
Hamilton, CF	4	1	1	0	0	Craig, LF	4	0	1	2	1	2
Young, 1B	4	0	1	1	0	2 Pujols, 1B	2	2	0	0	1	1
Beltre, 3B	3	0	0	0	2	Berkman, RF	3	2	1	0	1	0
Cruz, RF	4	0	0	0	0	Jo, CF	0	0	0	0	0	0
Napoli, C	4	1	1	0	0	Freese, 3B	1	0	1	2	2	2
Murphy, LF	4	0	1	0	0	Descalzo, 3B	0	0	0	0	0	0
Harrison, P	1	0	0	0	0	Molina, C	3	0	2	2	1	0
Feldman, P	0	0	0	0	0	Furcal, SS	3	0	2	1	0	0
Wilson, P	0	0	0	0	0	Schumaker, CF-RF	4	0	0	0	0	2
a-Chavez, PH	0	0	0	0	0	Carpenter, P	3	0	0	0	0	1
b-Torrealba, PH	1	0	0	0	0	Rhodes, P	0	0	0	0	0	0
Adams, P	0	0	0	0	0	Dotel, P	0	0	0	0	0	0
Gonzalez, P	0	0	0	0	0	Lynn, P	0	0	0	0	0	0
Ogando, P	0	0	0	0	0	a-Punto, PH-2B	1	0	0	0	0	0

Totals	30	2	6	2	2	7	Totals	30	6	7	6	6	7
--------	----	---	---	---	---	---	--------	----	---	---	---	---	---

a-Batted for Wilson in the 7th. a-Filed out for Lynn in the 8th. b-Filed out for Chavez in the 7th.

2B - Tex: 3. J. Hamilton (2), M. Young (4), D. Murphy (1). STL: 1. D. Freese (3). HR - STL: 1. A. Craig (3). E - STL: A. Pujols (2), DP - Tex (Andrus to Kinsler to M. Young). RISP - Tex: 1 for 9; STL: 2 for 9. S - STL: Andrus, M. Hamilton, GDP - STL: S. Schumaker CS - Tex: I. Kinsler (3). HBP - Tex: A. Beltre by C. Carpenter. STL: A. Pujols by S. Feldman, R. Furcal by C. Wilson. IBB - STL: D. Freese by S. Feldman. Impires - HP - Jerry Layne, 1B - Greg Gibson, 2B - Alfonso Marquez, 3B - Ron Marquz, LF - Ted Barrett, RF - Gary Cederstrom. Time - 3:17 Attendance - 47,389 Weather - 50 degrees

Texas	IP	H	R	ER	BB	SO	HR	BF	PIT/STK
Harrison (L, 0-2)	4.0	5	2	3	2	1	1	18	77/85
Feldman	0.2	0	2	2	3	0	0	6	29/13
Wilson	1.1	0	0	0	0	2	0	5	16/10
Adams	0.2	2	1	1	1	1	0	5	21/13
Gonzalez	0.1	0	0	0	0	2	0	3	15/10
Ogando	0.2	0	0	0	0	1	0	1	1/1

Totals	8.0	7	6	6	6	7	1	38	
--------	-----	---	---	---	---	---	---	----	--

St. Louis	IP	H	R	ER	BB	SO	HR	BF	PIT/STK
Carpenter (W, 2-0)	6.0	6	2	2	2	5	0	26	91/53
Rhodes	0.1	0	0	0	0	0	0	1	3/2
Dotel	0.2	0	0	0	0	1	0	2	9/6
Lynn	1.0	0	0	0	0	1	0	3	11/8
Motte	1.0	0	0	0	0	0	0	3	11/7

Totals	9.0	6	2	2	2	7	0	35	
--------	-----	---	---	---	---	---	---	----	--

Pitcher Notes - C. Carpenter pitched to 1 batter in the 7th.

WS Game #6 Oct. 27 at St. Louis 10, Texas 9  
Busch Stadium Series Tied 3-3 10-6

FINAL	1	2	3	4	5	6	7	8	9	10	11	R	H	E	LOB
TEXAS	1	1	0	1	0	1	0	3	0	0	2	9	16	2	12
ST. LOUIS	2	0	0	1	0	1	0	1	2	2	1	10	13	3	11

Texas	AB	R	H	BB	K	St. Louis	AB	R	H	BB	K				
Kinsler, 2B	5	1	2	2	1	Furcal, SS	5	0	0	0	0	0			
Andrus, SS	6	1	2	0	1	Motte, P	5	4	1	0	0	0			
Hamilton, LF-CF	6	2	3	3	0	1 d-Jackson, PH	0	0	0	0	0	0			
Young, 1B	4	0	2	0	1	0 e-Lohe, PH	0	0	0	0	0	0			
Moreland, 1B	2	0	0	0	0	2 Westbrook, P	0	0	0	0	0	0			
Beltre, 3B	6	1	1	1	0	1 Molina, C	4	3	1	0	0	0			
Cruz, RF	6	2	1	1	0	0 Lynn, P	0	0	0	0	0	0			
Lowe, P	0	0	0	0	0	0 Theriot, 2B	3	0	0	1	0	1			
Napoli, C	3	0	2	1	3	1 Pujols, 1B	5	1	1	0	1	1			
a-Murphy, PH-LF	0	0	0	0	0	0 b-Laird, RF	0	0	0	0	0	0			
Oliver, P	3	0	1	0	1	0 1 Holliday, LF	1	0	0	2	0	0			
Lewis, P	3	0	0	0	0	1 0 Craig, LF	3	1	1	1	0	1			
Ogando, P	0	0	0	0	0	0 2 Freese, 3B	5	1	2	3	1	1			
Holland, P	1	1	1	0	0	0 1 Molina, C	4	4	1	0	0	0			
Adams, P	0	0	0	0	0	0 2 Punto, 2B	2	2	0	0	1	2			
b-Chavez, PH	1	0	0	0	0	0 0 Dotel, P	0	0	0	0	0	0			
Feliz, P	0	0	0	0	0	0 2 Rzepczynski, P	0	0	0	0	0	0			
Oliver, P	0	0	0	0	0	0 0 1 Lynn, P	0	0	0	0	0	0			
Feldman, P	0	0	0	0	0	0 2 c-Descalzo, PH-SS	2	1	2	0	0	0			
c-German, PH-LF	1	0	0	0	0	0 0 Garcia, P	1	0	0	0	0	0			

Totals	49	9	15	9	5	8	Totals	43	10	13	10	7	6
--------	----	---	----	---	---	---	--------	----	----	----	----	---	---

a-Batted out for Gibson in the 5th. a-Filed out for Adams in the 9th. b-Filed out for Gentry in the 8th. c-Grounded out for Feldman in the 11th.

a-Grounded out for Salas in the 5th. b-Batted for Rzepczynski in the 8th. c-Singled for Laird in the 8th. d-Batted for Motte in the 10th. e-Sacrifice bunt for Jackson in the 10th.

2B - Tex: 2. I. Kinsler (1), M. Young (3). STL: 1. A. Pujols (1). 3B - STL: 1. D. Freese (1). HR - Tex: 3. J. Hamilton (1), A. Beltre (2), N. Cruz (2). STL: 3. L. Berkman (1), A. Craig (2), D. Freese (1). E - Tex: M. Young 2 (2). STL: D. Freese (1), M. Holliday (1), F. Salas (1). DP - STL: (Freese to Furcal to Punto; Punto to Furcal to Pujols). RISP - Tex: 4 for 15; STL: 3 for 12. S - STL: K. Lohe, GDP - Tex: A. Beltre, C. Lewis. WP: Tex: A. Ogando. STL: O. Dotel. IBB - Tex: M. Napoli by F. Salas. STL: A. Pujols by S. Feldman. Impires - HP - Gary Cederstrom, 1B - Jerry Layne, 2B - Greg Gibson, 3B - Alfonso Marquez, LF - Ron Kulpa, RF - Ted Barrett. Time - 4:33 Attendance - 47,325 Weather - 53 degrees

Texas	IP	H	R	ER	BB	SO	HR	BF	PIT/STK
Lewis	5.1	3	4	2	3	4	1	24	95/57
Ogando (BS, 1)	0.1	0	0	0	0	0	0	2	12/4
Holland	2.0	1	0	0	0	1	1	8	23/16
Adams	0.1	2	0	0	0	0	0	3	3/3
Feliz (BS, 1)	1.0	2	2	2	1	2	0	6	22/12
Oliver	0.1	2	2	0	0	0	0	3	12/9
Feldman (BS, 1)	0.2	0	1	0	0	0	0	4	16/8
Lowe (L, 0-1)	0.0	1	1	1	0	0	0	1	6/3

Totals	10.0	13	10	8	7	6	3	51	
--------	------	----	----	---	---	---	---	----	--

St. Louis	IP	H	R	ER	BB	SO	HR	BF	PIT/STK
Garcia	3.0	5	2	2	2	3	0	14	59/35
Salas	2.0	2	2	0	0	3	0	13	48/31
Lynn	1.2	4	3	0	1	2	0	9	32/19
Dotel	0.1	1	0	0	0	1	0	2	10/7
Rzepczynski	1.0	0	0	0	0	0	0	3	8/6
Motte	2.0	2	2	2	1	0	1	9	27/17
Westbrook (W, 1-0)	1.0	1	0	0	0	0	0	4	16/8

Totals	11.0	15	9	7	5	8	3	54	
--------	------	----	---	---	---	---	---	----	--

Pitcher Notes - M. Lowe pitched to 1 batter in the 11th. Game Notes - no outs when winning run scored.

# 2010 ALDS

## RANGERS 2010 ALDS ROSTER

**PITCHERS (10):** Neftali Feliz, Derek Holland, Tommy Hunter, Cliff Lee, Colby Lewis, Dustin Nippert, Darren Oliver, Darren O'Day, Alexi Ogando, C.J. Wilson.

**CATCHERS (2):** Bengie Molina, Matt Treanor.

**INFIELDERS (7):** Elvis Andrus, Andres Blanco, Jorge Cantu, Esteban German, Ian Kinsler, Mitch Moreland, Michael Young.

**OUTFIELDERS (6):** Julio Borbon, Nelson Cruz, Jeff Francoeur, Vladimir Guerrero, Josh Hamilton, David Murphy.

FRONT OFFICE

CATCHERS

PLAYERS

2012 REVIEW

OPINIONS

RECORDS

DEVELOPMENT

MEDIA

ALDS Game #1	Oct. 6: Texas 5, at Tampa Bay 1	1-0
Rangers	Lead Series 1-0	

FINAL	1	2	3	4	5	6	7	8	9	R	H	E	LOB
Texas	0	2	1	1	1	0	0	0	0	5	10	1	5
TAMPA BAY	0	0	0	0	0	0	1	0	0	1	6	2	8

Totals 37 5 10 5 0 8 Totals 34 1 6 1 2 13

a-Singled for Bartlett in the 8th.  
b-Walked for Rodriguez in the 9th.  
c-Struck out for Rodriguez in the 9th.

**2B -** Tex 2: V. Guerrero (1), J. Francoeur (1), B. Zobrist (1). **HR -** Tex 2: N. Cruz (1), B. Molina (1), TB 1: B. Zobrist (1). **E -** Tex: E. Andrus (1), TB: E. Longoria (1), S. Rodriguez (1), DP - TB (Longoria to S. Rodriguez to C. Pena). **RISP -** Tex 2 for 7; TB 1 for 10. **GIDP -** Tex: E. Andrus (3). **b-Johnson, PH-DH 1**. **Hamilton (1), TB: C. Crawford (1), CS -** Tex: E. Andrus (1).

**Umpires -** HP-Tim Welke, 1B-Jim Wolf, 2B-Jerry Meals, 3B-Bill Miller, LF-Jeff Kellogg, RF-Mike DiMuro. **Time -** 3:06. **Attendance -** 35,474. **Weather -** 70 degrees, Dome.

Texas	IP	H	R	ER	BB	SO	HR	BF	PIT/STK
Lee (W, 1-0)	7.0	5	1	1	0	10	1	27	104/76
O'Day	0.1	0	0	0	0	1	0	2	7/6
Oliver	0.2	0	0	0	0	0	0	2	6/4
Feliz	1.0	0	0	0	2	2	0	5	20/12
Totals	9.0	6	1	1	2	13	1	36	

ALDS Game #3	Oct. 9: Tampa Bay 6, at Texas 3	2-1
Rangers Ballpark	Rangers Lead Series 2-1	

FINAL	1	2	3	4	5	6	7	8	9	R	H	E	LOB
TAMPA BAY	0	0	0	0	0	1	0	2	3	6	11	0	11
Texas	0	0	1	0	0	1	0	1	0	3	6	0	4

Totals 37 6 11 6 7 9 Totals 32 3 6 3 2 6

a-Struck out for Joyce in the 8th.  
b-Lined out for Jenns in the 9th.  
1-Ran for Johnson in the 8th.

**2B -** TB 3: B. Zobrist (2), D. Johnson (1), B. Upton (1). **Tex 1: M. Moreland (1), HR -** TB 2: C. Crawford (1), C. Pena (1). **Tex 2: N. Cruz (2), I. Kinsler (2), DP - TB** (Bartlett to Zobrist to C. Pena). **RISP -** TB 3 for 9; Tex 0 for 3. **GIDP -** Tex: N. Cruz.

**SB -** Tex: E. Andrus (2). **PB -** TB: J. Jaso.

**Umpires -** HP-Jerry Meals, 1B-Bill Miller, 2B-Jeff Kellogg, 3B-Mike DiMuro, LF-Tim Welke, RF-Jim Wolf. **Time -** 3:38. **Attendance -** 51,746. **Weather -** 84 degrees.

Tampa Bay	IP	H	R	ER	BB	SO	HR	BF	PIT/STK
Garza	6.0	5	2	1	2	4	1	24	90/55
Choate	0.1	0	0	0	0	0	0	1	1/1
Benoit (W, 1-0)	1.2	0	0	0	0	1	0	5	16/12
Soriano	1.0	1	1	1	0	1	1	4	16/12
Totals	9.0	6	3	2	2	6	2	34	

Texas  
Lewis 5.0 2 0 0 0 5 5 0 22 85/48  
Holland 1.0 2 1 0 0 0 0 0 3 14/5  
Ogando (BS, 1) 1.1 0 0 0 0 0 0 0 2 7/4  
Oliver (L, 0-1) 1.1 3 2 2 0 0 3 0 7 27/18  
O'Day 0.1 0 0 0 0 0 1 0 1 6/4  
Feliz 1.0 1 2 1 1 0 1 0 4 19/12  
Nippert 1.0 2 2 2 0 0 1 5 13/8

Totals 9.0 11 6 6 7 9 2 44  
Garza pitched to 1 batter in the 7th.  
Lewis pitched to 1 batter in the 6th.  
Feliz pitched to 1 batter in the 9th.

ALDS Game #2	Oct. 7: Texas 6, at Tampa Bay 0	2-0
Rangers	Lead Series 2-0	

FINAL	1	2	3	4	5	6	7	8	9	R	H	E	LOB
Texas	0	0	1	4	0	0	0	0	0	6	9	1	4
TAMPA BAY	0	0	0	0	0	0	0	0	0	0	2	1	7

Totals 34 6 9 5 1 8 Totals 30 0 2 0 3 10

a-Struck out for Rodriguez in the 7th.  
b-Walked for Jennings in the 7th.

**2B -** Tex 1: N. Cruz (1), TB 1: W. Aybar (1). **HR -** Tex 2: M. Young (1), I. Kinsler (1), E - Tex: I. Kinsler (1), TB: J. Shields (1). **DP -** TB (B. Upton to S. Rodriguez; Bartlett to Johnson). **RISP -** Tex 3 for 8, TB 0 for 3. **GIDP -** Tex: E. Andrus. **SB -** Tex: E. Andrus (1). **HBP -** Tex: M. Treanor by J. Shields 2. **TB: J. Bartlett by C. Wilson.**

**Umpires -** HP-Jim Wolf, 1B-Jerry Meals, 2B-Bill Miller, 3B-Jeff Kellogg, LF-Mike DiMuro, RF-Tim Welke. **Time -** 3:10. **Attendance -** 35,535. **Weather -** 70 degrees, Dome.

Texas	IP	H	R	ER	BB	SO	HR	BF	PIT/STK
Wilson (W, 1-0)	6.1	2	0	0	0	2	7	6	25
O'Day	0.1	0	0	0	0	1	0	1	5/3
Oliver	2.1	0	0	0	1	2	0	8	26/16
Totals	9.0	2	0	0	3	10	0	34	

ALDS Game #4	Oct. 10: Tampa Bay 5, at Texas 2	2-2
Rangers Ballpark	Series Tied 2-2	

FINAL	1	2	3	4	5	6	7	8	9	R	H	E	LOB
TAMPA BAY	0	1	2	2	0	0	0	0	0	5	12	0	6
Texas	0	0	0	0	2	0	0	0	0	2	8	2	8

Totals 38 5 12 4 0 12 Totals 34 2 8 2 3 8

a-Grounded out for Brignac in the 6th. a-Filed out for Molina, B in the 9th.

**2B -** TB 4: E. Longoria 2 (2), C. Pena (1), B. Upton (2). **Tex 2: E. Andrus (1), M. Moreland (2), 3B -** TB 1: C. Pena (1). **HR -** TB 1: E. Longoria (1), Tex 1: N. Cruz (3), E - Tex: E. Andrus (2), I. Kinsler (2). **DP -** TB (Longoria to Zobrist to C. Pena), Tex (Moreland to Andrus to Moreland; Kinsler to Andrus to Moreland). **RISP -** TB 3 for 14; Tex 1 for 8. **GIDP -** TB: C. Crawford, D. Johnson. **Tex: V. Guerrero. SB -** TB: M. Joyce (1), B. Upton (1). **PB -** TB: J. Jaso. **Tex: B. Molina.**

**Umpires -** HP-Bill Miller, 1B-Jeff Kellogg, 2B-Mike DiMuro, 3B-Tim Welke, LF-Jim Wolf, RF-Jerry Meals. **Time -** 3:22. **Attendance -** 49,216. **Weather -** 82 degrees.

Tampa Bay	IP	H	R	ER	BB	SO	HR	BF	PIT/STK
Davis (W, 1-0)	5.0	7	2	3	3	7	1	24	94/57
Choate	0.1	0	0	0	0	0	0	1	6/4
Balfour	1.2	1	0	0	0	0	0	6	22/15
Benoit (S, 1)	1.0	0	0	0	0	1	0	3	7/6
Soriano	1.0	0	0	0	0	0	0	3	15/10
Totals	9.0	8	2	2	3	8	1	37	

Texas  
Hunter (L, 0-1) 4.0 6 3 2 0 7 0 18 73/54  
Holland 4.0 5 2 2 0 4 1 16 52/39  
O'Day 1.0 1 0 0 0 0 1 0 4 10/8

Totals 9.0 12 5 4 0 12 1 38  
Davis pitched to 2 batters in the 6th.

ALDS Game #5 Oct. 12: Texas 5, at Tampa Bay 1 3-2  
Tropicana Field Rangers Win Series, 3-2

FINAL	1	2	3	4	5	6	7	8	9	R	H	E	LOB			
TEXAS	1	0	0	1	0	1	0	0	2	5	11	1	5			
TAMPA BAY	0	0	1	0	0	0	0	0	0	1	6	2	5			
<b>Texas</b>	<b>AB</b>	<b>R</b>	<b>H</b>	<b>B</b>	<b>I</b>	<b>B</b>	<b>B</b>	<b>K</b>	<b>Tampa Bay</b>	<b>AB</b>	<b>R</b>	<b>H</b>	<b>B</b>	<b>I</b>	<b>B</b>	<b>K</b>
Andrus, SS	5	1	2	0	0	1			Bartlett, SS	4	0	3	0	0	0	
Young, 3B	4	0	0	0	0	1			Zobrist, RF	4	0	1	0	2		
Hamilton, CF	4	0	0	1	0	2			Crawford, LF	4	0	0	0	0	0	0
Guerrero, DH	4	1	1	0	0	0			Longoria, 3B	4	0	0	0	0	0	1
Cruz, N, LF	4	2	3	0	0	1			Pena, 1B	4	0	0	0	0	3	
Kinsler, 2B	4	1	3	3	0	0			Upton, CF	4	0	1	0	1		
Francoeur, RF	4	0	0	0	0	1			Johnson, DH	2	0	0	0	1		
Molina, C	4	0	1	0	0	0			a-Aybar, PH-DH	1	0	0	0	0	1	
Moreland, 1B	4	0	1	0	0	2			Shoppach, C	3	0	0	0	0	0	0
									Rodriguez, 2B	3	1	1	0	0	2	
<b>Totals</b>	<b>37</b>	<b>5</b>	<b>11</b>	<b>4</b>	<b>0</b>	<b>8</b>			<b>Totals</b>	<b>33</b>	<b>1</b>	<b>6</b>	<b>1</b>	<b>0</b>	<b>11</b>	

a-Struck out for Johnson in the 7th.

2B - Tex 2: N. Cruz (2), M. Moreland (3), TB 1: J. Bartlett (1), HR - Tex 1: I. Kinsler (3), E - Tex: J. Hamilton (1), TB: E. Longoria (2), K. Shoppach (1), DP - TB (Bartlett to S. Rodriguez to C. Pena; Bartlett to S. Rodriguez to C. Pena), RISP - Tex 0 for 4; TB 1 for 7, GDP - Tex: V. Guerrero, J. Francoeur. **SB** - Tex: E. Andrus (3), N. Cruz (1), B. Molina (1), TB: B. Upton (2).  
**Umpires** - HP--Jeff Kellogg, 1B--Mike DiMuro, 2B--Tim Welke, 3B--Jim Wolf, LF--Jerry Meals, RF--Bill Miller. **Time** - 3:00. **Attendance** - 41,845. **Weather** - 70 degrees, Dome.

<b>Texas</b>	<b>IP</b>	<b>H</b>	<b>R</b>	<b>ER</b>	<b>BB</b>	<b>SO</b>	<b>HR</b>	<b>BF</b>	<b>PIT/STK</b>
Lee (W, 2-0)	9.0	6	1	1	0	11	0	33	104/68
<b>Totals</b>	<b>9.0</b>	<b>6</b>	<b>1</b>	<b>1</b>	<b>0</b>	<b>11</b>	<b>0</b>	<b>33</b>	
<b>Tampa Bay</b>	<b>IP</b>	<b>H</b>	<b>R</b>	<b>ER</b>	<b>BB</b>	<b>SO</b>	<b>HR</b>	<b>BF</b>	<b>PIT/STK</b>
Price (L, 0-2)	6.0	8	3	3	0	6	0	25	104/68
Balfour	1.0	0	0	0	0	1	0	3	8/6
Benoit	1.0	0	0	0	0	1	0	3	15/11
Soriano	1.0	3	2	2	0	0	1	6	12/11
<b>Totals</b>	<b>9.0</b>	<b>11</b>	<b>5</b>	<b>5</b>	<b>0</b>	<b>8</b>	<b>1</b>	<b>37</b>	

2010 ALCS

RANGERS 2010 ALCS ROSTER

- PITCHERS (11): Neftali Feliz, Derek Holland, Tommy Hunter, Michael Kirkman, Cliff Lee, Colby Lewis, Darren Oliver, Darren O'Day, Alexi Ogando, Clay Rapada, C.J. Wilson.  
CATCHERS (2): Bengie Molina, Matt Treanor.  
INFIELDERS (6): Elvis Andrus, Andres Blanco, Jorge Cantu, Ian Kinsler, Mitch Moreland, Michael Young.  
OUTFIELDERS (6): Julio Borbon, Nelson Cruz, Jeff Francoeur, Vladimir Guerrero, Josh Hamilton, David Murphy.

ALCS Game #1 Oct. 15: New York (AL) 6, at Texas 5 3-3  
Rangers Ballpark Yankees Lead Series, 1-0

FINAL	1	2	3	4	5	6	7	8	9	R	H	E	LOB			
NEW YORK (AL)	3	0	0	0	0	0	1	5	0	6	10	1	7			
TEXAS	0	0	2	0	0	0	0	0	0	5	7	1	7			
<b>New York (AL)</b>	<b>AB</b>	<b>R</b>	<b>H</b>	<b>B</b>	<b>I</b>	<b>B</b>	<b>B</b>	<b>K</b>	<b>Texas</b>	<b>AB</b>	<b>R</b>	<b>H</b>	<b>B</b>	<b>I</b>	<b>B</b>	<b>K</b>
Jeter, SS	5	1	2	1	0	0			Andrus, SS	3	2	1	0	1	1	
Swisher, RF	4	1	0	0	1	1			Young, 3B	5	1	2	2	0	3	
Golson, RF	0	0	0	0	0	0			Hamilton, CF	4	1	1	3	1	2	
Teixeira, 1B	4	1	0	0	1	0			Guerrero, DH	4	0	0	0	1		
Rodriguez, 3B	5	1	1	2	0	2			Cruz, LF-RF	3	0	1	0	1	1	
Canó, 2B	4	1	3	2	0	0			Kinsler, 2B	2	0	0	0	2	0	
Thames, DH	4	0	2	1	0	0			Francoeur, RF	2	0	0	0	0	0	
Posada, C	4	0	0	0	1	1			a-Murphy, PH-LF	2	0	0	0	0	0	
Randerson, CF	3	0	1	0	1	1			Treanor, C	2	1	1	0	0	0	
Gardner, LF	3	1	1	0	1	0			b-Borbon, PH	1	0	0	0	0	1	
									Molina, C	0	0	0	0	0	0	
									Cantu, 1B	3	0	0	0	0	0	
									c-Moreland, PH	1	0	1	0	0	0	
<b>Totals</b>	<b>36</b>	<b>6</b>	<b>10</b>	<b>6</b>	<b>4</b>	<b>5</b>			<b>Totals</b>	<b>32</b>	<b>5</b>	<b>7</b>	<b>5</b>	<b>6</b>	<b>9</b>	

a-Filed out for Francoeur in the 5th.  
b-Struck out for Treanor in the 8th.  
c-Singled for Cantu in the 9th.

2B - NYY 2: D. Jeter 2 (2), Tex 1: M. Young (1), HR - NYY 1: R. Cano (1), Tex 1: J. Hamilton (1), E - NYY: A. Rodriguez (1), Tex: J. Hamilton (1), DP - Tex (Kinsler to Andrus to Cantu), RISP - NYY 3 for 12; Tex 2 for 8, SH - Tex: E. Andrus, GDP - NYY: D. Jeter, SB - Tex: J. Hamilton (1), CS - Tex: I. Kinsler (1), WP - NYY: C. Sabathia, BK - NYY: C. Sabathia.  
**Umpires** - HP--Gerry Davis, 1B--Tony Randazzo, 2B--Jim Reynolds, 3B--Angel Hernandez, LF--Fieldin Culbreth, RF--Brian Gorman.  
**Time** - 3:50. **Attendance** - 50,930. **Weather** - 80 degrees.

<b>New York (AL)</b>	<b>IP</b>	<b>H</b>	<b>R</b>	<b>ER</b>	<b>BB</b>	<b>SO</b>	<b>HR</b>	<b>BF</b>	<b>PIT/STK</b>
Sabathia	4.0	6	5	4	3	1	21	93/51	
Chamberlain	1.0	0	0	0	1	0	4	18/11	
Moseley (W, 1-0)	2.0	0	0	0	0	4	0	27/21	
Wood	1.0	0	0	0	1	1	0	3	19/11
Rivera (S, 1)	1.0	1	0	0	0	1	0	4	14/10
<b>Totals</b>	<b>9.0</b>	<b>7</b>	<b>5</b>	<b>5</b>	<b>6</b>	<b>9</b>	<b>1</b>	<b>39</b>	
<b>Texas</b>	<b>IP</b>	<b>H</b>	<b>R</b>	<b>ER</b>	<b>BB</b>	<b>SO</b>	<b>HR</b>	<b>BF</b>	<b>PIT/STK</b>
Oliver	7.0	6	3	3	2	4	1	28	104/68
Wilson	0.0	0	2	2	2	0	0	2	13/5
O'Day (L, 0-1)	0.0	1	1	1	0	0	0	1	1/1
Rapada (BS, 1)	0.0	1	0	0	0	0	1	1/1	
Holland	2.0	2	0	0	0	1	0	8	37/21
<b>Totals</b>	<b>9.0</b>	<b>10</b>	<b>6</b>	<b>6</b>	<b>4</b>	<b>5</b>	<b>1</b>	<b>40</b>	

Wilson pitched to 2 batters in the 8th.  
Oliver pitched to 2 batters in the 8th.  
O'Day pitched to 1 batter in the 8th.  
Rapada pitched to 1 batter in the 8th.

ALCS Game #2 Oct. 16: at Texas 7, New York (AL) 2 4-3  
Rangers Ballpark Series Tied, 1-1

FINAL	1	2	3	4	5	6	7	8	9	R	H	E	LOB			
NEW YORK (AL)	0	0	0	1	0	0	0	0	0	2	7	0	12			
TEXAS	1	2	2	0	0	0	0	0	0	7	12	0	9			
<b>New York (AL)</b>	<b>AB</b>	<b>R</b>	<b>H</b>	<b>B</b>	<b>I</b>	<b>B</b>	<b>B</b>	<b>K</b>	<b>Texas</b>	<b>AB</b>	<b>R</b>	<b>H</b>	<b>B</b>	<b>I</b>	<b>B</b>	<b>K</b>
Jeter, SS	4	0	1	0	1	3			Andrus, SS	4	1	2	0	1	0	
Randerson, CF	2	0	0	0	2	0			Young, 3B	5	0	1	1	0	1	
Teixeira, 1B	4	0	0	0	1	1			Hamilton, CF	1	0	0	0	4	1	
Rodriguez, 3B	5	0	1	0	0	0			Guerrero, DH	5	0	1	0	0	2	
Canó, 2B	5	2	2	0	1	1			Cruz, RF-LF	4	2	0	0	2		
Swisher, RF	3	0	1	0	1	2			Kinsler, 2B	3	1	1	0	0	0	
Posada, C	3	0	1	0	1	2			Murphy, LF	3	2	2	0	0	1	
Berkman, DH	3	0	1	1	0	0			a-Francoeur, PH-RF	1	0	0	0	0	0	
Gardner, LF	2	0	0	0	0	0			Molina, C	4	0	1	0	2		
									a-Thames, PH-LF2	0	0	0	1	0		
									Moreland, 1B	3	1	2	1	1	0	
<b>Totals</b>	<b>33</b>	<b>2</b>	<b>7</b>	<b>2</b>	<b>7</b>	<b>10</b>			<b>Totals</b>	<b>33</b>	<b>7</b>	<b>12</b>	<b>6</b>	<b>9</b>		

a-Struck out for Gardner in the 6th. a-Filed out for Murphy in the 7th.

2B - NYY 2: R. Cano (1), N. Swisher (1), Tex 5: M. Young (2), N. Cruz (2), D. Murphy (1), B. Molina (1), 3B - Tex 1: I. Kinsler (1), HR - NYY 1: R. Cano (2), Tex 1: D. Murphy (1), DP - NYY (Swisher to Teixeira; Jeter to Canó to Teixeira), RISP - NYY 1 for 11; Tex 5 for 15, SH - Tex: I. Kinsler (2), Tex: M. Young, SB - Tex: E. Andrus (2), J. Hamilton (2), WP - NYY: P. Hughes, Tex: C. Lewis, HBP - NYY: C. Granderson by C. Lewis, IBB - Tex: J. Hamilton by P. Hughes, J. Hamilton by S. Mitre.  
**Umpires** - HP--Tony Randazzo, 1B--Jim Reynolds, 2B--Angel Hernandez, 3B--Fieldin Culbreth, LF--Brian Gorman, RF--Gerry Davis. **Time** - 3:52. **Attendance** - 50,362. **Weather** - 83 degrees.

<b>New York (AL)</b>	<b>IP</b>	<b>H</b>	<b>R</b>	<b>ER</b>	<b>BB</b>	<b>SO</b>	<b>HR</b>	<b>BF</b>	<b>PIT/STK</b>
Hughes (L, 0-1)	4.0	10	7	7	3	3	1	24	88/57
Chamberlain	1.0	1	0	0	2	0	0	4	19/14
Robertson	1.1	1	0	0	0	2	0	5	21/14
Logan	0.2	0	0	0	1	1	0	3	16/12
Mitre	1.0	0	0	0	2	1	0	4	15/7
<b>Totals</b>	<b>8.0</b>	<b>12</b>	<b>7</b>	<b>7</b>	<b>6</b>	<b>9</b>	<b>1</b>	<b>40</b>	
<b>Texas</b>	<b>IP</b>	<b>H</b>	<b>R</b>	<b>ER</b>	<b>BB</b>	<b>SO</b>	<b>HR</b>	<b>BF</b>	<b>PIT/STK</b>
Lewis (W, 1-0)	5.2	6	2	2	3	6	1	26	102/67
Rapada	0.1	0	0	0	0	1	0	1	9/6
Ogando	1.0	1	0	0	1	1	0	5	25/15
Oliver	0.2	0	0	0	1	1	0	3	14/8
O'Day	0.1	0	0	0	0	0	0	1	2/2
Feliz	1.0	0	0	0	2	1	0	5	30/16
<b>Totals</b>	<b>9.0</b>	<b>7</b>	<b>2</b>	<b>2</b>	<b>7</b>	<b>10</b>	<b>1</b>	<b>41</b>	

Hughes, P pitched to 2 batters in the 5th.  
Logan pitched to 1 batter in the 8th.

**ALCS Game #3 Oct. 18: Texas 8, at New York (AL) 0** 5-3  
**Yankee Stadium** Rangers Lead Series, 2-1

FINAL	1	2	3	4	5	6	7	8	9	R	H	E	LOB
TEXAS	2	0	0	0	0	0	0	0	6	8	11	0	4
NEW YORK (AL)	0	0	0	0	0	0	0	0	0	0	2	0	3

FRONT OFFICE

COACHES

PLAYERS

2022 REVIEW

a-Intentionally walked for Francoeur in the 9th.  
 1-Ran for Guerrero in the 9th.

**2B** - Tex: 2: E. Andrus (1), J. Hamilton (1). **HR** - Tex: 1: J. Hamilton (2). **RISP** - Tex: 5 for 8; NYY: 0 for 3. **SB** - NYY: B. Gardner (1). **WP** - NYY: D. Robertson, S. Mitre. **IBB** - Tex: D. Murphy by D. Robertson.  
**Umpires** - HP-Jim Reynolds, 1B-Angel Hernandez, 2B-Fieldin Culbreth, 3B-Brian Gorman, LF-Gerry Davis, RF-Tony Randazzo. **Time** - 3:18. **Attendance** - 49. **Weather** - 55 degrees.

Texas	IP	H	R	ER	BB	SO	HR	BF	PIT/STK
Lee (W, 1-0)	8.0	2	0	0	1	13	0	27	122/82
Feliz	1.0	0	0	0	0	2	0	3	20/12
<b>Totals</b>	<b>9.0</b>	<b>2</b>	<b>0</b>	<b>0</b>	<b>1</b>	<b>15</b>	<b>0</b>	<b>30</b>	

Logan pitched to 1 batter in the 9th.

**ALCS Game #4 Oct. 19: Texas 10, at New York (AL) 3** 6-3  
**Yankee Stadium** Rangers Lead Series, 3-1

FINAL	1	2	3	4	5	6	7	8	9	R	H	E	LOB
TEXAS	0	0	2	0	0	3	2	0	3	10	13	0	7
NEW YORK (AL)	0	1	1	0	0	0	0	0	0	3	7	0	8

1-Ran for Guerrero in the 9th. a-Struck out for Cervelli in the 7th.  
 1-Ran for Teixeira in the 5th.

**2B** - Tex: 1: V. Guerrero (1), NYY: 1: D. Jeter (3). **3B** - NYY: 1: D. Jeter (1). **HR** - Tex: 4: J. Hamilton (2), N. Cruz (1), B. Molina (1), NYY: 1: R. Cano (3). **DP** - Tex (Andrus to Kinsler to Moreland), NYY (Teixeira to Jeter to A.J. Burnett). **Jeter** to Cano to Swisher. **RISP** - Tex: 3 for 6; NYY: 2 for 13. **SH** - Tex: M. Moreland. **GDP** - Tex: B. Molina; M. Moreland; NYY: A. Rodriguez. **SB** - Tex: E. Andrus (3), I. Kinsler (1). **WP** - NYY: A. Burnett. **HBP** - Tex: B. Molina by A. Burnett. **NYY**: A. Rodriguez by Hunter. - Tex: T. Hunter. **IBB** - Tex: D. Murphy by A. Burnett.  
**Umpires** - HP-Angel Hernandez, 1B-Fieldin Culbreth, 2B-Brian Gorman, 3B-Gerry Davis, LF-Tony Randazzo, RF-Jim Reynolds. **Time** - 4:05. **Attendance** - 49,977. **Weather** - 54 degrees.

Texas	IP	H	R	ER	BB	SO	HR	BF	PIT/STK
Hunter	3.1	5	3	3	0	5	1	16	70/46
Holland (W, 1-0)	3.2	1	0	0	2	3	0	13	55/30
O'Day	0.1	0	0	0	0	1	0	2	11/5
Rapada	0.0	0	0	0	1	0	0	1	5/1
Oliver (S, 1)	1.2	1	0	0	0	0	0	6	21/16
<b>Totals</b>	<b>9.0</b>	<b>7</b>	<b>3</b>	<b>3</b>	<b>4</b>	<b>9</b>	<b>1</b>	<b>38</b>	

Holland pitched to 1 batter in the 8th.  
 B. Rapada pitched to 1 batter in the 8th.  
 Logan pitched to 1 batter in the 7th.

**ALCS Game #5 Oct. 20: at New York (AL) 7, Texas 2** 6-4  
**Yankee Stadium** Rangers Lead Series, 3-2

FINAL	1	2	3	4	5	6	7	8	9	R	H	E	LOB
TEXAS	0	0	0	1	1	0	0	0	0	2	13	1	8
NEW YORK (AL)	0	3	2	0	1	0	0	1	x	7	9	0	7

OPONENTS

RECORDS

**2B** - Tex: 1: N. Cruz (3), NYY: 3: A. Rodriguez (1), J. Posada (1), C. Granderson (1). **HR** - Tex: 1: M. Treanor (1), NYY: 3: N. Swisher (1), R. Cano (4), C. Granderson (1). **E** - Tex: J. Francoeur (1), DP - Tex (Kinsler to Andrus to Moreland), NYY (Jeter to Cano to Berkman; Cano to Jeter to Berkman). **RISP** - Tex: 1 for 9; NYY: 2 for 11. **SH** - NYY: B. Gardner. **SF** - NYY: 1: Berkman. **GDP** - Tex: M. Young, J. Hamilton, NYY: N. Swisher. **SB** - Tex: E. Andrus (4), I. Kinsler (2), NYY: A. Rodriguez (1). **WP** - NYY: K. Wood. **IBB** - NYY: M. Thames by C. Wilson.  
**Umpires** - HP-Fieldin Culbreth, 1B-Brian Gorman, 2B-Gerry Davis, 3B-Tony Randazzo, LF-Jim Reynolds, RF-Angel Hernandez. **Time** - 3:48. **Attendance** - 49,832. **Weather** - 59 degrees.

Texas	IP	H	R	ER	BB	SO	HR	BF	PIT/STK
Wilson (L, 0-1)	5.0	6	6	5	4	2	2	25	93/48
Kirkman	2.0	1	0	0	2	1	0	8	50/31
Ogando	1.0	2	1	1	0	1	1	5	23/17
<b>Totals</b>	<b>8.0</b>	<b>9</b>	<b>7</b>	<b>6</b>	<b>6</b>	<b>4</b>	<b>3</b>	<b>38</b>	

New York (AL)	IP	H	R	ER	BB	SO	HR	BF	PIT/STK
Sabathia (W, 1-0)	6.0	11	2	2	0	7	1	27	112/74
Wood	2.0	1	0	0	0	3	0	6	28/21
Rivera	1.0	1	0	0	0	0	0	4	23/15
<b>Totals</b>	<b>9.0</b>	<b>13</b>	<b>2</b>	<b>2</b>	<b>0</b>	<b>10</b>	<b>1</b>	<b>37</b>	

DEVELOPMENT

MEDIA

**ALCS Game #6 Oct. 22: at Texas 6, New York (AL) 1** 7-4  
**Rangers Ballpark** Rangers Win Series, 4-2

FINAL	1	2	3	4	5	6	7	8	9	R	H	E	LOB
NEW YORK (AL)	0	0	0	0	1	0	0	0	0	1	3	0	3
TEXAS	1	0	0	4	0	1	0	0	x	6	7	0	7

**2B** - NYY: 2: A. Rodriguez (2), J. Posada (2), Tex: 4: E. Andrus (2), M. Young (3), V. Guerrero (2), I. Kinsler (1). **3B** - NYY: 1: L. Berkman (1). **HR** - Tex: 1: N. Cruz (2), DP - Tex (Kinsler to Andrus to Moreland). **RISP** - NYY: 0 for 3; Tex: 3 for 12. **SF** - Tex: 1: Kinsler. **GDP** - NYY: R. Cano. **CS** - NYY: C. Granderson (1). **WP** - NYY: P. Hughes, Tex: C. Lewis. **IBB** - Tex: J. Hamilton by P. Hughes, 2, N. Cruz by K. Wood, J. Hamilton by K. Wood.  
**Umpires** - HP-Brian Gorman, 1B-Gerry Davis, 2B-Tony Randazzo, 3B-Jim Reynolds, LF-Angel Hernandez, RF-Fieldin Culbreth. **Time** - 2:57. **Attendance** - 51,404. **Weather** - 77 degrees.

New York (AL)	IP	H	R	ER	BB	SO	HR	BF	PIT/STK
Hughes (L, 0-2)	4.2	4	4	4	4	4	0	22	83/49
Robertson	0.1	2	1	1	0	0	1	3	15/12
Wood	2.0	1	1	1	2	0	0	9	26/11
Rivera	1.0	0	0	0	0	0	0	3	14/11
<b>Totals</b>	<b>8.0</b>	<b>7</b>	<b>6</b>	<b>6</b>	<b>6</b>	<b>3</b>	<b>1</b>	<b>37</b>	

Texas	IP	H	R	ER	BB	SO	HR	BF	PIT/STK
Lewis (W, 2-0)	8.0	3	1	1	3	7	0	28	102/69
Feliz	1.0	0	0	0	0	2	0	3	14/8
<b>Totals</b>	<b>9.0</b>	<b>3</b>	<b>1</b>	<b>1</b>	<b>3</b>	<b>9</b>	<b>0</b>	<b>31</b>	



# 2010 WORLD SERIES

## RANGERS 2010 WORLD SERIES ROSTER

### PITCHERS (11):

Neftali Feliz, Derek Holland, Tommy Hunter, Michael Kirkman, Cliff Lee, Colby Lewis, Mark Lowe, Darren O'Day, Alexi Ogando\*, Darren Oliver, C.J. Wilson.

### CATCHERS (2):

Bengie Molina, Matt Treanor.

### INFIELDERS (6):

Elvis Andrus, Andres Blanco, Jorge Cantu, Ian Kinsler, Mitch Moreland, Michael Young.

### OUTFIELDERS (6):

Julio Borbon, Nelson Cruz, Jeff Francoeur, Vladimir Guerrero, Josh Hamilton, David Murphy.

\* - Ogando suffered a left oblique strain in Game 4 and was replaced on the roster by Dustin Nippert for Game 5.

WS Game #1 Oct. 27: at San Francisco 11, Texas 7														WS Game #2 Oct. 28: at San Francisco 9, Texas 0													
AT&T Park							Giants Lead Series 1-0							AT&T Park							Giants Lead Series 2-0						
Giants Lead Series 1-0														Giants Lead Series 2-0													

FINAL	1	2	3	4	5	6	7	8	9	R	H	E	LOB	FINAL	1	2	3	4	5	6	7	8	9	R	H	E	LOB	
TEXAS	1	1	1	0	2	0	0	3	0	7	11	4	0	3	TEXAS	0	0	0	0	0	0	0	0	0	0	4	0	7
SAN FRANCISCO	0	0	2	0	6	0	0	3	x	11	14	2	6	SAN FRANCISCO	0	0	0	0	0	1	0	1	7	x	9	8	0	5

Texas	AB	R	H	B	B	K	San Francisco	AB	R	H	B	B	K	Texas	AB	R	H	B	B	K	San Francisco	AB	R	H	B	B	K	
Andrus, SS	3	2	1	1	0	0	Torres, CF	4	2	4	0	0	2	Andrus, SS	3	0	0	0	0	0	Torres, CF	5	0	1	0	1	0	1
Young, 3B	4	0	0	0	0	0	Sanchez, 2B	5	2	4	3	0	0	Young, 3B	4	0	1	0	0	0	Sanchez, 2B	5	0	0	0	0	2	
Hamilton, CF	4	1	0	0	0	0	Posey, C	5	0	1	1	0	2	Hamilton, CF	4	0	1	0	0	0	Posey, C	4	1	1	0	0	2	
Guerrero, RF	4	0	1	2	0	1	Burrell, LF	3	1	0	0	1	3	Cruz, RF	4	0	0	0	0	2	Burrell, LF	2	0	0	0	1	1	
Cruz, LF	5	0	1	0	0	0	Schieffelt, RF	0	1	1	0	0	0	Kinsler, 2B	4	0	1	0	0	0	Schieffelt, RF	0	1	0	0	0	0	
Kinsler, 2B	4	1	1	0	1	0	Ross, RF-LF	5	1	1	1	0	2	Murphy, LF	3	0	0	0	1	0	Ross, RF-LF	2	1	0	2	0	0	
Molina, C	4	2	2	1	0	1	Huff, 1B	4	1	3	1	0	0	Treanor, C	3	0	0	0	0	0	Huff, 1B	2	1	0	1	0	0	
Moreland, 1B	3	0	2	0	0	0	Ramirez, P	0	0	0	0	0	0	Francoeur, RF	1	0	0	0	0	0	Uribe, 3B	3	1	1	2	1	1	
Cantu, PH-1B	1	0	1	0	0	0	Affelt, P	0	0	0	0	0	0	Moreland, 1B	2	0	1	0	0	0	Renteria, SS	4	2	2	0	1	0	
Lee, P	1	0	1	0	0	0	Wilson, P	0	0	0	0	0	0	Wilson, P	1	0	0	0	0	0	Cain, P	3	0	1	0	1	0	
O'Day, P	0	0	0	0	0	0	Uribe, 3B	4	1	1	3	0	3	Oliver, P	0	0	0	0	0	0	Lopez, P	0	0	0	0	0	0	
Murphy, PH	1	0	1	1	0	0	Renteria, SS	3	2	1	0	0	0	Borbon, PH	1	0	0	0	0	0	Fortenot, PH	0	0	0	0	0	0	
Ogando, P	0	0	0	0	0	0	Lincecum, P	3	0	1	0	0	0	O'Day, P	0	0	0	0	0	0	Roward, PH	1	1	1	0	0	0	
Lowe, P	0	0	0	0	0	0	Casilla, P	0	0	0	0	0	0	Holland, P	0	0	0	0	0	0	Mota, P	0	0	0	0	0	0	
Kirkman, P	0	0	0	0	0	0	Romo, P	0	0	0	0	0	0	Lowe, P	0	0	0	0	0	0	Kirkman, P	0	0	0	0	0	0	
Borbon, PH	1	1	1	0	0	0	Lopez, P	1	0	0	0	0	0	Kirkman, P	0	0	0	0	0	0								
							Ishikawa, PH-1B	1	1	1	1	0	0															

Totals	36	7	11	7	4	5	Totals	38	11	14	11	4	12	Totals	30	4	0	3	2	Totals	32	9	8	9	6	9
--------	----	---	----	---	---	---	--------	----	----	----	----	---	----	--------	----	---	---	---	---	--------	----	---	---	---	---	---

2B - Tex: 4. N. Cruz (1), B. Molina (1), M. Moreland (1), C. Lee (1), SF: 6. A. Torres (1), F. Sanchez 3 (3), A. Huff (1), T. Ishikawa (1), HR - SF: 1. J. Uribe (1), E - Tex: E. Andrus (1), V. Guerrero 2 (2), M. Young (1), SF: A. Huff (1), T. Ishikawa (1), DP - Tex (Kinsler to Andrus), SF (Urbe to A. Huff), RISP - Tex: 4 for 12; SF: 9 for 17; SF- Tex: E. Andrus, V. Guerrero, GDP - Tex: I. Kinsler, DP - SF: A. Huff (1).

Umpires - HP - John Hirschbeck, 1B - Sam Holbrook, 2B - Bill Miller, 3B - Mike Winters, LF - Jeff Kellogg, RF - Gary Darling, Time - 3:36, Attendance - 43,601.

Weather - 62 degrees, Overcast.

Texas	IP	H	R	ER	BB	SO	HR	BF	PIT/STK	Texas	IP	H	R	ER	BB	SO	HR	BF	PIT/STK
Lee (L 0-1)	4.2	8	7	6	1	7	0	24	104/69	Wilson (L 0-1)	6.0	3	2	2	2	4	1	23	101/62
O'Day	2.0	1	1	1	0	1	1	4	13/8	Oliver	1.0	1	0	0	0	2	0	4	11/9
Ogando	4.0	2	3	3	3	0	0	6	25/18	O'Day	0.2	1	1	1	1	0	0	2	3
Lowe	0.2	3	3	3	0	0	0	5	23/15	Holland	0.0	0	0	3	3	0	0	0	3
Kirkman	0.1	1	0	0	0	0	0	2	5/3	Lowe	2.0	1	1	0	0	1	0	2	14/7
										Kirkman	0.1	2	1	1	0	1	0	1	3
Totals	8.0	14	11	10	1	12	1	41		Totals	8.0	8	9	9	6	9	1	38	

San Francisco	IP	H	R	ER	BB	SO	HR	BF	PIT/STK	San Francisco	IP	H	R	ER	BB	SO	HR	BF	PIT/STK
Lincecum (W 1-0)	5.2	8	4	4	2	3	0	27	93/64	Cain (W 1-0)	7.2	4	0	0	2	2	0	29	102/66
Casilla (Hold 1)	1.1	0	0	0	0	1	0	5	19/12	Lopez (Hold 1)	0.1	0	0	0	0	0	0	1	2/2
Romo	0.2	1	0	0	0	1	0	2	7/6	Mota	1.0	0	0	0	1	0	0	4	19/11
Lopez	0.1	0	0	0	0	0	0	1	2/2	Totals	9.0	4	0	0	3	2	0	34	
Hampton	2.0	1	2	1	0	0	0	3	12/7										
Affelt	0.0	0	1	1	1	0	0	1	6/4										
Wilson	0.2	1	0	0	0	0	0	3	11/7										
Totals	9.0	11	7	7	4	5	0	42											

WS Game #3 Oct. 30: at Texas 4, San Francisco 2														WS Game #4 Oct. 31: San Francisco 4, at Texas 0													
Rangers Ballpark							Giants Lead Series 2-1							Rangers Ballpark							Giants Lead Series 3-1						
Giants Lead Series 2-1														Giants Lead Series 3-1													

FINAL	1	2	3	4	5	6	7	8	9	R	H	E	LOB	FINAL	1	2	3	4	5	6	7	8	9	R	H	E	LOB	
SAN FRANCISCO	0	0	0	0	0	0	1	1	0	2	5	1	5	SAN FRANCISCO	0	0	2	0	0	0	1	0	0	0	4	8	1	6
TEXAS	0	3	0	1	0	0	0	x		4	8	0	5	TEXAS	0	0	0	0	0	0	0	0	0	0	0	3	0	3

San Francisco	AB	R	H	B	B	K	Texas	AB	R	H	B	B	K	San Francisco	AB	R	H	B	B	K	Texas	AB	R	H	B	B	K
Torres, CF	4	1	1	0	0	0	Andrus, SS	4	0	2	0	0	1	Torres, CF	5	1	3	1	0	0	Andrus, SS	3	0	0	0	1	0
Sanchez, 2B	4	0	1	0	0	0	Young, 3B	4	0	2	0	0	0	Sanchez, 2B	4	0	0	0	0	0	Young, 3B	4	0	1	0	2	
Huff, 1B	3	0	1	0	0	0	Hamilton, CF	4	1	1	1	0	0	Huff, 1B	4	1	2	0	0	1	Hamilton, CF	4	0	0	0	1	
Posey, C	3	0	1	0	1	1	Guerrero, DH	3	0	0	0	1	0	Posey, C	4	1	1	1	0	1	Guerrero, DH	3	0	0	0	3	
Burrell, LF	4	0	0	0	4	0	Cruz, LF	4	1	1	0	0	0	Ross, LF	3	0	0	0	1	0	Cruz, LF	3	0	1	0	0	
Ross, RF	3	1	1	1	0	0	Cruz, LF	4	0	1	0	0	2	Urbe, 3B	0	0	0	0	0	0	Kinsler, 2B	2	0	0	1	0	
Urbe, 3B	3	1	1	0	1	0	Francoeur, RF	4	0	1	0	0	1	Ishikawa, 1B	3	0	0	0	1	1	Francoeur, RF	3	0	0	0	0	
Andrus, SS	4	0	0	0	0	1	Kinsler, 2B	2	0	0	0	0	2	Renteria, SS	4	1	3	0	0	1	Molina, C	3	0	0	0	0	
Sandoval, DH	3	0	0	0	0	1	Molina, C	1	1	0	0	2	0	Schieffelt, RF	4	0	0	0	0	1	Moreland, 1B	3	0	1	0	2	
Renteria, SS	3	0	0	0	0	1	Moreland, 1B	3	1	1	3	0	0														

Totals	31	2	5	2	2	8	Totals	29	4	8	4	4	4	Totals	35	4	8	4	2	6	Totals	28	0	3	0	2
--------	----	---	---	---	---	---	--------	----	---	---	---	---	---	--------	----	---	---	---	---	---	--------	----	---	---	---	---

2B - SF: 1. A. Huff (2), Tex: 1. N. Cruz (2), HR - SF: 2. A. Torres (1), C. Ross (1), Tex 2: J. Hamilton (1), M. Moreland (1), E - SF: E. Renteria (1), RISP - SF: 0 for 2, Tex 1 for 6, GDP - SF: P. Sandoval, Tex: M. Young 2, B. Molina 3B - Tex: I. Kinsler (1).

CS - Tex: V. Guerrero (1), HBP - SF: A. Huff by C. Lewis.

Umpires - HP - Bill Miller, 1B - Mike Winters, 2B - Jeff Kellogg, 3B - Gary Darling, LF - John Hirschbeck, RF - Sam Holbrook, Time - 2:51, Attendance - 52,419, Weather - 79 degrees.

WS Game #5 Nov. 1: San Francisco 3, at Texas 1 8-8  
Rangers Ballpark Giants Win Series 4-1

FINAL	1	2	3	4	5	6	7	8	9	R	H	E	LOB
SAN FRANCISCO	0	0	0	0	0	3	0	0		3	7	0	4
TEXAS	0	0	0	0	0	1	0	0		1	3	1	4

San Francisco	AB	R	H	B	B	K	Texas	AB	R	H	B	B	K
Torres, RF	4	0	1	0	0	1	Andrus, SS	4	0	0	0	0	1
Sanchez, 2B	4	0	1	0	0	0	Young, 3B	4	0	1	0	0	0
Posey, C	4	0	2	0	0	0	Hamilton, CF	4	0	0	0	2	
Ross, LF	4	1	1	0	0	1	Guerrero, DH	4	0	0	0	1	
Uribe, 3B	4	1	1	0	0	2	Cruz, RF	4	1	1	1	0	2
Huff, 1B	3	0	0	0	0	0	Kinsler, 2B	2	0	0	0	1	0
Burrell, DH	4	0	0	0	3	0	Murphy, LF	3	0	0	0	3	
Renteria, SS	3	1	1	3	0	0	Molina, C	3	0	0	0	2	
Rowand, CF	3	0	0	0	0	1	Moreland, 1B	2	0	1	0	1	1

Totals	33	3	7	3	0	8	Totals	30	1	3	1	2	12
--------	----	---	---	---	---	---	--------	----	---	---	---	---	----

HR - SF 1: E. Renteria (2). Tex. 1: N. Cruz (1). E - Tex: M. Moreland (1). RISP - SF 1 for 2; Tex 0 for 0. SH - SF: A. Huff. GDP - SF: E. Renteria.  
Umpires -HP--Jeff Kellogg, 1B--Gary Darling, 2B--John Hirschbeck, 3B--Sam Holbrook, LF--Bill Miller, RF--Mike Winters. Time - 2:32. Attendance - 52,045.  
Weather - 68 degrees.

San Francisco	IP	H	R	ER	BB	SO	HR	BF	PIT/STK
Lincecum (W 2-0)	8.0	3	1	1	2	10	1	29	101/71
Wilson (Save 1)	1.0	0	0	0	0	2	0	3	11/8
Totals	9.0	3	1	1	0	12	1	32	

Texas	IP	H	R	ER	BB	SO	HR	BF	PIT/STK
Lee (L 0-2)	7.0	6	3	3	0	6	1	27	95/69
Feliz	2.0	1	0	0	0	2	0	7	23/17
Totals	9.0	7	3	3	0	8	1	34	

FRONT OFFICE

COACHES

PLAYERS


2022 REVIEW

OPPONENTS

RECORDS

DEVELOPMENT

MEDIA



PRE-GAME CEREMONIES PRIOR TO THE RANGERS' FIRST WORLD SERIES HOME GAME IN FRANCHISE HISTORY, OCTOBER 30, 2010, GAME 3 VERSUS SAN FRANCISCO.

# 1999 ALDS

## RANGERS 1999 DIVISION SERIES ROSTER

**PITCHERS (11):** John Burkett, Tim Crabtree, Jeff Fassero, Rick Helling, Esteban Loaiza, Mike Morgan, Danny Patterson, Aaron Sele, Mike Venafro, John Wetteland, Jeff Zimmerman.

**CATCHERS (2):** Ivan Rodriguez, Gregg Zaun.

**INFELDERS (7):** Luis Alicea, Royce Clayton, Mark McLemore, Rafael Palmeiro, Jon Shave, Lee Stevens, Todd Zeile.

**OUTFIELDERS (5):** Juan Gonzalez, Tom Goodwin, Scarborough, Rusty Greer, Roberto Kelly.

ALDS Game #1 Oct. 5: at New York (AL) 8, Texas 0													ALDS Game #2 Oct. 7: at New York (AL) 3, Texas 1																																						
Yankee Stadium													Yankees Lead Series 1-0													Yankee Stadium													Yankees Lead Series 2-0												
FINAL	1	2	3	4	5	6	7	8	9	R	H	E	LOB	FINAL	1	2	3	4	5	6	7	8	9	R	H	E	LOB																								
TEXAS	0	0	0	0	0	0	0	0	0	0	2	1	7	TEXAS	0	0	0	1	0	0	0	0	0	0	1	7	0	6																							
NEW YORK (AL)	0	1	0	0	2	4	0	1	x	8	10	0	10	NEW YORK (AL)	0	0	0	0	1	0	1	1	x	3	7	2	7																								
<b>Texas</b>	<b>AB</b>	<b>R</b>	<b>H</b>	<b>B</b>	<b>BB</b>	<b>K</b>	<b>New York (AL)</b>	<b>AB</b>	<b>R</b>	<b>H</b>	<b>B</b>	<b>BB</b>	<b>K</b>	<b>Texas</b>	<b>AB</b>	<b>R</b>	<b>H</b>	<b>B</b>	<b>BB</b>	<b>K</b>	<b>New York (AL)</b>	<b>AB</b>	<b>R</b>	<b>H</b>	<b>B</b>	<b>BB</b>	<b>K</b>																								
McLemore, 2B	3	0	0	0	1	0	Knoblauch, 2B	4	1	2	0	1	1	Clayton, SS	4	0	0	0	0	0	Knoblauch, 2B	4	0	0	0	0	1																								
Rodriguez, C	4	0	2	0	0	0	Jeter, SS	3	2	1	0	2	2	Greer, LF	4	0	0	0	0	0	Jeter, SS	4	0	2	0	0	1																								
Greer, LF	2	0	0	0	2	0	O'Neill, RF	4	2	1	0	1	1	Rodriguez, C	4	0	1	0	0	1	O'Neill, RF	4	0	1	0	0	0																								
Gonzalez, RF	3	0	0	0	1	0	Curtis, LF	0	0	0	0	0	0	Gonzalez, RF	4	1	1	0	0	1	Curtis, PR-LF	0	1	0	0	0	0																								
Palmeiro, DH	3	0	0	1	0	0	Williams, CF	4	0	1	3	6	0	Palmeiro, DH	4	0	2	0	0	1	Williams, CF	3	0	0	0	2																									
Zeile, 3B	3	0	0	0	1	1	Martinez, 1B	4	0	1	0	1	0	Zeile, 3B	4	0	1	0	0	0	Martinez, 1B	3	2	1	0	1	0																								
Stevens, 1B	3	0	0	0	1	1	Strawberry, DH	2	1	0	0	1	0	Kelly, CF	3	0	1	0	0	2	Davis, DH	3	0	1	0	0	2																								
Clayton, SS	3	0	0	0	0	1	Leyritz, PH-DH	2	0	0	0	0	0	Goodwin, CF	1	0	0	0	0	0	Bellinger, PR-DH	0	0	0	0	0	0																								
Goodwin, CF	3	0	0	0	0	0	Posada, C	4	0	1	0	0	0	Stevens, 1B	3	0	1	0	0	0	Leyritz, PH-DH	0	0	0	1	0																									
							Ledee, LF-RF	3	1	1	1	1	1	McLemore, 2B	3	0	0	0	0	2	Ledee, LF-RF	4	0	1	0	2																									
							Brosius, 3B	3	0	0	0	0	0								Girardi, C	3	0	1	0	0																									
<b>Totals</b>	<b>27</b>	<b>0</b>	<b>2</b>	<b>0</b>	<b>7</b>	<b>5</b>	<b>Totals</b>	<b>34</b>	<b>8</b>	<b>10</b>	<b>7</b>	<b>7</b>	<b>5</b>	<b>Totals</b>	<b>34</b>	<b>1</b>	<b>7</b>	<b>1</b>	<b>0</b>	<b>9</b>	<b>Totals</b>	<b>31</b>	<b>3</b>	<b>7</b>	<b>3</b>	<b>2</b>	<b>8</b>																								

**2B - Tex 1:** L. Rodriguez (1), NYY 3: B. Williams (1), J. Posada (1), R. Ledee (1), HR - NYY 1: B. Williams (1), E - Tex: T. Zeile (1), DP - NYY 2 (T.Martinez, O.Hernandez to Jeter to T.Martinez), RISP - Tex 0 for 4, NYY 3 for 14, SH - NYY: S. Brosius. GIDP - Tex: 1, Rodriguez. SB - Tex: 1, Rodriguez (1), IBB - NYY: D. Strawberry by A. Sele, T. Martinez by A. Sele.

**Umpires -** HP-Joyce, 1B-Meriwether, 2B-Welke, 3B-McKean. **Time -** 3:37. **Attendance -** 57,099. **Weather -** 49 degrees.

**2B - Tex 1:** L. Stevens (1), NYY 3: D. Jeter (1), R. Ledee (2), S. Brosius (1), HR - Tex 1: J. Gonzalez (1), E - NYY: T. Martinez (1), C. Knoblauch (1), DP - NYY 2 (Jeter to Knoblauch to T.Martinez), Knoblauch to Jeter to T.Martinez, RISP - Tex 0 for 5, NYY 1 for 7, GIDP - Tex: J. Gonzalez, L. Stevens, HP - NYY: B. Williams by M. Venafro. **Umpires -** HP-Meriwether, 1B-Welke, 2B-McKean, 3B-Shulock. **Time -** 3:32. **Attendance -** 57,485. **Weather -** 48 degrees.

Texas	IP	H	R	ER	BB	SO	HR	BF	PIT/STK
Sele (L 0-1)	5.0	6	4	3	5	3	0	26	12/65
Crabtree	0.2	0	1	0	1	1	0	3	16/10
Venafro	0.1	2	0	0	0	1	3	10/7	
Patterson	1.0	1	0	0	0	0	0	4	12/8
Fassero	1.0	2	1	1	1	1	0	6	21/11
<b>Totals</b>	<b>8.0</b>	<b>10</b>	<b>8</b>	<b>4</b>	<b>7</b>	<b>5</b>	<b>1</b>	<b>42</b>	

Texas	IP	H	R	ER	BB	SO	HR	BF	PIT/STK
Helling (L 0-1)	6.1	5	2	2	1	8	0	25	124/73
Crabtree	1.0	1	1	1	0	0	0	4	18/12
Venafro	0.2	1	0	0	1	0	0	5	10/4
<b>Totals</b>	<b>8.0</b>	<b>7</b>	<b>3</b>	<b>3</b>	<b>2</b>	<b>8</b>	<b>0</b>	<b>34</b>	

New York (AL)	IP	H	R	ER	BB	SO	HR	BF	PIT/STK
Hernandez (W 1-0)	8.0	2	0	0	6	4	0	30	121/67
Nelson	1.0	0	0	0	1	1	0	4	15/10
<b>Totals</b>	<b>9.0</b>	<b>2</b>	<b>0</b>	<b>0</b>	<b>7</b>	<b>5</b>	<b>0</b>	<b>34</b>	

New York (AL)	IP	H	R	ER	BB	SO	HR	BF	PIT/STK
Pettite (W 1-0)	7.1	7	1	1	0	5	1	29	118/73
Nelson	0.2	0	0	0	0	2	0	2	16/11
Rivera	1.0	0	0	0	0	2	0	3	9/8
<b>Totals</b>	<b>9.0</b>	<b>7</b>	<b>1</b>	<b>1</b>	<b>0</b>	<b>9</b>	<b>1</b>	<b>34</b>	

ALDS Game #3 Oct. 9: New York (AL) 3, at Texas 0														
The Ballpark in Arlington														
Yankees Win Series 3-0														
FINAL	1	2	3	4	5	6	7	8	9	R	H	E	LOB	
NEW YORK (AL)	3	0	0	0	0	0	0	0	0	0	3	6	0	4
TEXAS	0	0	0	0	0	0	0	0	0	0	0	5	1	6
<b>New York (AL)</b>	<b>AB</b>	<b>R</b>	<b>H</b>	<b>B</b>	<b>BB</b>	<b>K</b>	<b>Texas</b>	<b>AB</b>	<b>R</b>	<b>H</b>	<b>B</b>	<b>BB</b>	<b>K</b>	
Knoblauch, 2B	4	0	0	0	0	1	McLemore, 2B	4	0	1	0	0	1	
Jeter, SS	4	1	2	0	0	0	Rodriguez, C	4	0	0	0	0	1	
Williams, CF	3	1	1	0	1	0	Greer, LF	3	0	1	0	1	0	
Martinez, 1B	4	0	0	0	0	2	Gonzalez, RF	4	0	1	0	0	0	
Strawberry, DH	4	1	2	3	0	0	Palmeiro, DH	4	0	1	0	0	0	
Ledee, RF	4	0	1	0	0	2	Zeile, 3B	3	0	0	0	1	0	
Brosius, 3B	4	0	0	0	0	0	Stevens, 1B	3	0	0	0	0	1	
Curtis, LF	3	0	0	0	0	0	Clayton, SS	3	0	0	0	0	0	
Girardi, C	3	0	0	0	0	1	Goodwin, CF	3	0	1	0	0	0	
<b>Totals</b>	<b>33</b>	<b>3</b>	<b>6</b>	<b>3</b>	<b>1</b>	<b>6</b>	<b>Totals</b>	<b>31</b>	<b>0</b>	<b>5</b>	<b>0</b>	<b>2</b>	<b>3</b>	

**3B - NYY 1:** D. Jeter (1), HR - NYY 4: D. Strawberry (1), E - Tex: T. Zeile (2), DP - NYY 1 (Brosius to T. Martinez), Tex 1 (Clayton to McLemore to Stevens), RISP - NYY 1 for 4, Tex 0 for 5, GIDP - NYY: S. Brosius.

**Umpires -** HP-Hirschbeck, 1B-Brinkman, 2B-Reilly, 3B-Cousins. **Time -** 3:00. **Attendance -** 50,269. **Weather -** 78 degrees.

New York (AL)	IP	H	R	ER	BB	SO	HR	BF	PIT/STK
Clemens (W 1-0)	7.0	3	0	0	2	2	0	26	103/65
Nelson	0.0	1	0	0	0	0	0	1	4/2
Rivera (Save 2)	2.0	1	0	0	0	1	0	6	31/21
<b>Totals</b>	<b>9.0</b>	<b>5</b>	<b>0</b>	<b>0</b>	<b>2</b>	<b>3</b>	<b>0</b>	<b>33</b>	

Texas	IP	H	R	ER	BB	SO	HR	BF	PIT/STK
Loaiza (L 0-1)	7.0	5	3	3	1	4	1	27	100/69
Zimmerman	1.0	1	0	0	0	1	0	4	20/11
Wetteland	1.0	0	0	0	0	1	0	3	11/9
<b>Totals</b>	<b>9.0</b>	<b>6</b>	<b>3</b>	<b>3</b>	<b>1</b>	<b>6</b>	<b>1</b>	<b>34</b>	

# 1998 ALDS

## RANGERS 1998 DIVISION SERIES ROSTER

**PITCHERS (11):** John Burkett, Tim Crabtree, Tony Fossas, Eric Gunderson, Rick Helling, Xavier Hernandez, Esteban Loaiza, Danny Patterson, Aaron Sele, Todd Stottlemyre, John Wetteland.  
**CATCHERS (2):** Bill Haselman, Ivan Rodriguez.  
**INFIELDERS (7):** Luis Alicea, Domingo Cedeno, Will Clark, Royce Clayton, Mark McLemore, Lee Stevens, Todd Zeile.  
**OUTFIELDERS (5):** Juan Gonzalez, Tom Goodwin, Rusty Greer, Roberto Kelly, Mike Simms.

FRONT OFFICE

COACHES

PLAYERS

2022 REVIEW

OPPONENTS

RECORDS

DEVELOPMENT

MEDIA

ALDS Game #1 Sept. 29: at New York (AL) 2, Texas 0 Yankee Stadium Yankees Lead Series 1-0													ALDS Game #2 Sept. 30: at New York (AL) 3, Texas 1 Yankees Lead Series 2-0												
FINAL													FINAL												
TEXAS													TEXAS												
NEW YORK (AL)													NEW YORK (AL)												
AB	R	H	B	IBB	K								AB	R	H	B	IBB	K							
McLemore, 2B	3	0	1	0	1	0							McLemore, 2B	4	0	0	0	1							
Kelly, CF	4	0	0	0	1								Kelly, CF	3	0	1	0	1							
Greer, LF	4	0	1	0	0	1							Goodwin, CF	1	0	1	0	0							
Gonzalez, RF	4	0	0	0	0	1							Greer, LF	4	0	0	0	0	1						
Clark, 1B	4	0	1	0	0								Gonzalez, RF	4	1	1	0	0	1						
Rodriguez, C	4	0	0	0	2								Clark, 1B	4	0	0	0	1							
Zelle, 3B	3	0	1	0	0	1							Rodriguez, C	3	0	1	0	1							
Simms, DH	3	0	1	0	0	1							Zelle, 3B	3	0	0	0	0	1						
Clayton, SS	3	0	0	0	2								Simms, DH	2	0	0	0	0	1						
													Alicea, PH-DH	1	0	0	0	0							
													Clayton, SS	3	0	1	0	0	1						
<b>Totals</b>	<b>32</b>	<b>0</b>	<b>5</b>	<b>0</b>	<b>1</b>	<b>10</b>							<b>Totals</b>	<b>32</b>	<b>1</b>	<b>5</b>	<b>1</b>	<b>0</b>	<b>9</b>						

**2B** - Tex 1: M. McLemore (1), NYY 3: P. O'Neill (1), T. Martinez (1), C. Curtis (1). **DP** - Tex 2 (I. Rodriguez to McLemore to Clark; McLemore to Clayton to Clark). **RISP** - Tex 0 for 5; NYY 1 for 8. **SH** - NYY: D. Jeter. **GIDP** - NYY: B. Williams. **CS** - NYY: C. Curtis (1), S. Brosius (1). **HBP** - NYY: C. Knoblauch by T. Stottlemyre. **Umpires** - HP--Joyce, 1B--Merrill, 2B--Garcia, 3B--Tschida. **Time** -3:02. **Attendance** -57,362. **Weather** - 64 degrees.

**2B** - Tex 2: R. Kelly (1), J. Gonzalez (1), NYY 1: P. O'Neill (2). **HR** - NYY 2: S. Spencer (1), S. Brosius (1). **RISP** - Tex 1 for 5; NYY 0 for 5. **SB** - NYY: H. Bush (1). **Umpires** -HP--Merrill, 1B--Garcia, 2B--Tschida, 3B--Coble. **Time** - 2:58. **Attendance** - 57,360. **Weather** - 68 degrees.

Texas	IP	H	R	ER	BB	SO	HR	BF	PIT/STK
Stottlemyre (L 0-1)	8.0	6	2	2	4	8	0	31	121/72
<b>Totals</b>	<b>8.0</b>	<b>6</b>	<b>2</b>	<b>2</b>	<b>4</b>	<b>8</b>	<b>0</b>	<b>31</b>	

New York (AL)	IP	H	R	ER	BB	SO	HR	BF	PIT/STK
Wells (W 1-0)	8.0	5	0	0	1	9	0	30	134/92
Rivera (Save 1)	1.0	0	0	0	0	1	0	3	12/10
<b>Totals</b>	<b>9.0</b>	<b>5</b>	<b>0</b>	<b>0</b>	<b>1</b>	<b>10</b>	<b>0</b>	<b>33</b>	

Texas	IP	H	R	ER	BB	SO	HR	BF	PIT/STK
Helling (L 0-1)	6.0	8	3	3	3	1	9	2	27/119/83
Crabtree	2.0	0	0	0	0	1	0	6	27/20
<b>Totals</b>	<b>8.0</b>	<b>8</b>	<b>3</b>	<b>3</b>	<b>3</b>	<b>1</b>	<b>10</b>	<b>2</b>	<b>33</b>

New York (AL)	IP	H	R	ER	BB	SO	HR	BF	PIT/STK
Pettitte (W 1-0)	7.0	3	1	1	0	8	0	24	95/61
Nelson (Hold 1)	0.2	1	0	0	0	0	0	3	12/7
Rivera (Save 2)	1.1	1	0	0	0	1	0	5	12/11
<b>Totals</b>	<b>9.0</b>	<b>5</b>	<b>1</b>	<b>1</b>	<b>0</b>	<b>9</b>	<b>0</b>	<b>32</b>	

ALDS Game #3 Oct. 2: New York (AL) 4, at Texas 0 The Ballpark in Arlington Yankees Win Series 3-0																									
FINAL																									
NEW YORK (AL)																									
TEXAS																									
AB	R	H	B	IBB	K								AB	R	H	B	IBB	K							
Knoblauch, 2B	4	0	0	0	0	1							Goodwin, CF	3	0	0	0	0	1						
Jeter, SS	4	0	1	0	0	1							McLemore, 2B	3	0	0	0	1	2						
O'Neill, RF	4	1	2	1	0	0							Greer, LF	3	0	0	0	1	0						
Williams, CF	4	0	0	0	0	2							Gonzalez, RF	4	0	0	0	0	1						
Martinez, 1B	4	1	2	0	0	0							Clark, 1B	3	0	0	0	1	0						
Raines, DH	3	1	1	0	1								Rodriguez, C	3	0	0	0	2							
Spencer, LF	3	1	1	3	0	0							Stevens, DH	3	0	0	0	0	1						
Curtis, LF	0	0	0	0	1	0							Zelle, 3B	3	0	2	0	0	0						
Brosius, 3B	4	0	1	0	0	0							Clayton, SS	3	0	1	0	0	1						
Girardi, C	4	0	1	0	0	1																			
<b>Totals</b>	<b>34</b>	<b>4</b>	<b>9</b>	<b>4</b>	<b>2</b>	<b>6</b>							<b>Totals</b>	<b>28</b>	<b>0</b>	<b>3</b>	<b>0</b>	<b>3</b>	<b>8</b>						

**2B** - NYY 2: T. Martinez (2), T. Raines (1). **HR** - NYY 2: P. O'Neill (1), S. Spencer (2). **E** - NYY: C. Knoblauch (1). **Tex**: R. Clayton (1). **DP** - NYY 2 (Girardi to Jeter to T.Martinez; Jeter to T.Martinez). **Tex 2** (Clayton to McLemore to Clark; McLemore to Clayton to Clark). **RISP** - NYY 1 for 4; Tex 0 for 5. **SH** - Tex: T. Goodwin. **GIDP** - NYY: C. Knoblauch, B. Williams. **Tex**: R. Clayton. **SB** - NYY: C. Curtis (1). **CS** - Tex: T. Zeile (1). **Umpires** -HP--Hirschbeck, 1B--McCoy, 2B--Phillips, 3B--Scott. **Time** - 2:58. **Attendance** - 49,950. **Weather** - 80 degrees.

New York (AL)	IP	H	R	ER	BB	SO	HR	BF	PIT/STK
Cone (W 1-0)	5.2	2	0	0	0	1	6	0	20/83/57
Lloyd	0.1	0	0	0	0	0	0	1	3/2
Nelson	2.0	1	0	0	1	2	7	7	34/22
Rivera	1.0	0	0	0	1	0	0	4	18/9
<b>Totals</b>	<b>9.0</b>	<b>3</b>	<b>0</b>	<b>0</b>	<b>3</b>	<b>8</b>	<b>0</b>	<b>32</b>	

Texas	IP	H	R	ER	BB	SO	HR	BF	PIT/STK
Sele (L 0-1)	6.0	8	4	4	1	4	2	26	106/63
Crabtree	2.0	1	0	0	0	1	0	6	20/14
Wetteland	1.0	0	0	0	1	0	4	23/12	
<b>Totals</b>	<b>9.0</b>	<b>9</b>	<b>4</b>	<b>4</b>	<b>2</b>	<b>6</b>	<b>2</b>	<b>36</b>	

# 1996 ALDS

## RANGERS 1996 DIVISION SERIES ROSTER

### PITCHERS (11):

John Burkett, Dennis Cook, Mike Henneman, Ken Hill, Darren Oliver, Danny Patterson, Roger Pavlik, Jeff Russell, Mike Stanton, Ed Vosberg, Bobby Witt.

### CATCHERS (3):

Ivan Rodriguez, Mickey Tettleton, David Valle.

### INFIELDERS (6):

Will Clark, Kevin Elster, Rene Gonzalez, Mark McLemore, Dean Palmer, Kurt Stillwell.

### OUTFIELDERS (5):

Damon Buford, Juan Gonzalez, Rusty Greer, Darryl Hamilton, Warren Newson.

ALDS Game #1	Oct. 1: Texas 6, at New York (AL) 2										Rangers Lead Series 1-0															
Yankee Stadium	1	2	3	4	5	6	7	8	9	R	H	E	LOB	1	2	3	4	5	6	7	8	9	R	H	E	LOB
TEXAS	0	0	0	5	0	1	0	0	0	6	8	0	11	1	0	0	0	0	0	0	0	0	2	10	0	9
NEW YORK (AL)	1	0	0	1	0	0	0	0	0	2	10	0	9													

ALDS Game #2	Oct. 2: at New York (AL) 5, Texas 4 (12)										Series Tied 1-1																		
Yankee Stadium	1	2	3	4	5	6	7	8	9	10	11	12	R	H	E	LOB	1	2	3	4	5	6	7	8	9	R	H	E	LOB
TEXAS	0	1	3	0	0	0	0	0	0	0	0	0	4	8	1	11	1	0	1	0	0	0	0	0	0	5	8	0	9
NEW YORK (AL)	0	1	0	1	0	0	1	1	0	0	0	1																	

2B - Tex 1: K. Elster (1). NYY 3: W. Boggs (1), T. Martinez 2 (2). HR - Tex 2: J. Gonzalez (1), D. Palmer (1), DP - NYY 1 (Girardi to Duncan). RISP - Tex 2 for 4; NYY 1 for 12. CS - Tex: T. Martinez (1). Williams, CF. Umpires -HP-Evans, 1B-Kaiser, 2B-Merrill, 3B-Young Time - 2:50. Attendance - 57,205. Weather - 68 degrees.

2B - Tex 1: K. Elster (2). NYY 1: D. Jeter (1). HR - Tex 2: J. Gonzalez 2 (3). NYY 1: C. Fielder (1). E - Tex: D. Palmer (1), DP - Tex 1 (D. Hamilton to Clark). NYY 1 (Petitte to Jeter to T. Martinez). RISP - Tex 1 for 9; NYY 2 for 9. SH - Tex: I. Rodriguez, M. McLemore. NYY: T. Raines, C. Hayes, S. C. Hayes, GIDP - Tex: R. Greer, WP - NYY: A. Pettite. HP - NYY: J. Leyritz by K. Hill. IBB - Tex: J. Gonzalez by J. Wetteland. Umpires -HP-Kaiser, 1B-Merrill, 2B-Young, 3B-Clark. Time - 4:25. Attendance - 57,156. Weather - 67 degrees.

Texas	IP	H	R	ER	BB	SO	HR	BF	PIT/STK
Burkett (W, 1-0)	9.0	10	2	2	1	7	0	38	122/85
Totals	9.0	10	2	2	1	7	0	38	

Texas	IP	H	R	ER	BB	SO	HR	BF	PIT/STK
Hill (Hold, 1)	1.0	0	0	0	0	0	0	3	10/5
Russell (BS, 1-1)	2.1	2	1	1	0	0	0	8	25/16
Stanton (L, 0-1)	1.2	1	1	1	0	1	0	8	32/19
Henneman	0.0	0	0	0	0	0	0	0	1/1
Totals	11.0	8	5	4	6	2	1	47	

New York (AL)	IP	H	R	ER	BB	SO	HR	BF	PIT/STK
Cone (L, 0-1)	6.0	8	6	6	2	8	2	27	119/70
Lloyd	1.0	0	0	0	0	0	0	3	7/5
Weathers	2.0	0	0	0	0	2	0	6	21/14
Totals	9.0	8	6	6	2	10	2	36	

New York (AL)	IP	H	R	ER	BB	SO	HR	BF	PIT/STK
Pettite	6.1	4	4	4	6	3	2	28	104/60
Rivera	2.2	0	0	0	0	1	0	8	25/18
Wetteland	2.0	0	0	0	0	1	2	9	32/19
Lloyd	0.2	1	0	0	0	0	0	1	3/2
Nelson	0.2	1	0	0	0	2	0	3	12/9
Rogers	0.0	0	0	0	1	0	0	1	4/0
Boehring (W 1-0)	0.1	0	0	0	0	0	0	1	3/2
Totals	12.0	8	4	4	8	8	2	51	

ALDS Game #3	Oct. 4: New York (AL) 3, at Texas 2										Yankees Lead Series 2-1															
The Ballpark in Arlington	1	2	3	4	5	6	7	8	9	R	H	E	LOB	1	2	3	4	5	6	7	8	9	R	H	E	LOB
NEW YORK (AL)	0	0	0	0	0	0	0	0	2	3	7	4	8	1	0	0	0	0	0	0	0	0	2	6	1	8
TEXAS	1	0	0	1	1	0	0	0	0	2	6	1	8													

ALDS Game #4	Oct. 5: New York (AL) 6, at Texas 4										Yankees Win Series 3-1															
The Ballpark in Arlington	1	2	3	4	5	6	7	8	9	R	H	E	LOB	1	2	3	4	5	6	7	8	9	R	H	E	LOB
NEW YORK (AL)	0	0	0	3	1	0	0	1	0	6	12	1	8	1	0	1	0	0	0	0	0	0	4	9	0	11
TEXAS	0	2	2	0	0	0	0	0	0	2	6	1	8													

2B - Tex 1: I. Rodriguez (1). HR - NYY 1: B. Williams (1). Tex 1: J. Gonzalez (4). E - NYY: D. Jeter (1), Tex: K. Elster (1), DP - Tex 2 (D. Oliver to Elster to Clark; Elster to Elster to Clark). RISP - NYY 1 for 6; Tex 1 for 7. SH - Tex: M. McLemore. SF - NYY: B. Williams. GIDP - NYY: P. O'Neill 2. SB - Tex: K. Elster (1). CS - NYY: B. Williams (1), C. Hayes (1). HBP - NYY: M. Duncan by D. Oliver. IBB - NYY: T. Martinez by M. Henneman. Tex: W. Clark by J. Nelson. Umpires -HP-Tschida, 1B-Welke, 2B-Shulock, 3B-Hendry. Time - 3:09. Attendance - 50,860. Weather - 78 degrees.

2B - Tex 1: D. Palmer (1). HR - NYY 2: B. Williams 2 (3). Tex 1: J. Gonzalez (5). E - NYY: D. Jeter (2), DP - NYY 1 (Jeter to Duncan to T. Martinez). Tex 1 (Elster to McLemore to Clark). RISP - NYY 6 for 11; Tex 3 for 14. SH - NYY: W. Boggs. Tex: D. Hamilton. GIDP - NYY: T. Raines. Tex: W. Clark. SB - NYY: B. Williams (1). Umpires -HP-Welke, 1B-Shulock, 2B-Hendry, 3B-Coble. Time - 3:57. Attendance - 50,066. Weather - 77 degrees.

New York (AL)	IP	H	R	ER	BB	SO	HR	BF	PIT/STK
Rogers (W 1-0)	5.0	5	2	2	3	1	21	101/63	
Nelson (W 1-0)	3.0	1	0	0	2	3	0	12	37/25
Wetteland	1.0	0	0	0	1	1	0	4	16/8
Totals	9.0	6	2	2	4	7	1	37	

New York (AL)	IP	H	R	ER	BB	SO	HR	BF	PIT/STK	
Rogers	2.0	5	2	2	1	1	0	12	40/23	
Boehring	1.0	3	1	1	3	2	3	1	9	28/17
Weathers (W 1-0)	3.0	1	0	0	0	3	0	9	41/23	
Rivera (Hold 1)	2.0	0	0	0	1	0	0	7	29/19	
Wetteland (Save 2)	1.0	0	0	0	2	1	0	5	18/8	
Totals	9.0	9	4	3	6	5	1	42		

Texas	IP	H	R	ER	BB	SO	HR	BF	PIT/STK
Oliver (L 0-1)	8.0	6	3	3	2	3	1	29	114/69
Henneman	0.2	1	0	0	1	0	0	4	3/3
Stanton	0.1	0	0	0	0	1	0	1	7/4
Totals	9.0	7	3	3	3	4	1	34	

Texas	IP	H	R	ER	BB	SO	HR	BF	PIT/STK
Witt	3.1	4	3	3	2	3	0	16	61/40
Patterson	0.1	1	0	0	0	0	0	2	5/3
Cook	0.1	0	0	0	1	0	0	2	10/4
Pavlik (L 0-1)	2.2	4	2	2	0	0	1	12	45/27
Vosberg	0.0	0	0	0	0	0	0	1	2/1
Russell	0.2	1	1	1	0	0	1	3	10/7
Stanton	1.1	1	0	0	0	1	1	4	18/11
Henneman	0.1	0	0	0	0	1	0	1	4/3
Totals	9.0	12	6	6	3	7	2	41	

FRONT OFFICE

COACHES

PLAYERS

2022 REVIEW

OPPONENTS

RECORDS

DEVELOPMENT

MEDIA



# NATIONAL BASEBALL HALL OF FAME AND MUSEUM

25 Main Street, Cooperstown, New York 13326

Phone: (607) 547-7200

Public Relations: (607) 547-0215

E-mail address: info@baseballhall.org

Website: baseballhall.org

Summer Hours: Memorial Day Weekend - Labor Day Weekend: 9 a.m. to 7 p.m.

Regular Hours: 9 a.m. to 5 p.m.

Holiday Closings: Thanksgiving Day, Christmas Day, and New Year's Day.

**DIRECTORY:** Jane Forbes Clark (Chairman), Josh Rawitch (President), Shilpa Ketharaju (Vice President Finance and Administration/Chief Financial Officer), Sean Gahagan (Vice President, Retail Merchandising & Licensing), Ken Meifert (Vice President, Sponsorship & Development), Ryan Selzner (Vice President, People and Culture)  
**PR CONTACTS:** Jon Shestakofsky (Vice President, Communications & Education) and Craig Muder (Comm. Director)

## HALL OF FAME WEEKEND 2023: July 21-24

**Class of 2023:** Fred McGriff and Scott Rolén

**Awards Presentation:** Sat. July 22    **Induction:** Sun. July 23, 1:30 p.m. ET, Clark Sports Center

## RANGERS IN THE HALL OF FAME

2019 electee Harold Baines became the ninth Hall of Famer with ties to the Rangers. Class of 2017 electee Ivan Rodriguez became the second Rangers player to enter the Hall of Fame with a Rangers logo on his plaque cap, following Nolan Ryan in 1999. Seven other former players and managers have earned election to the Hall of Fame and have spent part of their careers with the Washington Senators/Texas Rangers: Bert Blyleven (2011), Goose Gosage (1991), Vladimir Guerrero (2010), Whitey Herzog (1973), Ferguson Jenkins (1974-1975, 1978-1981), Gaylord Perry (1975-1977, 1980) and Ted Williams (1969-1972). For more information on Senators/Rangers in the Hall of Fame, visit the Hall of Famers team pages at [www.baseballhall.org](http://www.baseballhall.org).

## NOTABLE RANGERS ARTIFACTS IN COOPERSTOWN

- Base, first-pitch ball and jersey from Lance Lynn from the first game at Globe Life Field on July 24, 2020.
- Batting gloves worn by Joey Gallo on May 8, 2019, when he became the third-fastest player in history to reach the 100-home run mark.
- Cap worn by Adrián Beltré when he recorded his 3,054<sup>th</sup> hit on April 5, 2018, surpassing Rod Carew for the most hits among Latin American-born players.
- Bat used by Adrián Beltré when he recorded his 1,500<sup>th</sup> career RBI on May 28, 2016.
- Bat used by Carlos Corporan to hit a home run on June 29, 2015, marking the 11,000<sup>th</sup> hit by a Puerto Rican-born player.
- Batting helmet worn by Adrián Beltré on May 15, 2015 when he hit his 400<sup>th</sup> career home run.
- Bat used to hit a home run in the 2014 All-Star Futures Game by Rangers prospect Joey Gallo.
- Cap worn by pitcher Yu Darvish on April 6, 2014 when he became fastest to reach 500 strikeouts (401.2 innings) in big league history.
- Bat used by Josh Hamilton to hit four home runs against the Orioles on May 8, 2012.
- Jersey worn by Adrián Beltré to hit his third HR of the ALDS on Oct. 4, 2011.
- Jersey worn by Michael Young to record his 2000<sup>th</sup> hit, Aug. 7, 2011.



Jersey worn by Lance Lynn at first game at Globe Life Field on July 24, 2020.

## A LOOK AHEAD TO 2024

Ballots for the 2024 Hall of Fame/BBWAA election will be distributed following the 2023 season with results from the voting scheduled to be announced in January 2024. A partial list of first-year candidates for election includes Adrián Beltré, Joe Mauer, Chase Utley and David Wright. Historical information on past BBWAA elections and the election process can be accessed at [www.baseballhall.org](http://www.baseballhall.org) or by contacting the Hall of Fame Communications department.

## CONNECT TO COOPERSTOWN

- For news from Cooperstown, visit at [www.baseballhall.org](http://www.baseballhall.org). Stay up-to-date on all the activity at the Hall of Fame's official site, on Twitter @baseballhall and through social networking on Facebook, Instagram and YouTube.
- If you would like to receive interesting stories and timely news items direct from the Hall of Fame and get the inside track on the latest happenings in Cooperstown, sign up for *Inside Pitch*. There's no cost to receive our weekly electronic newsletter in your e-mail box at home or work and it's easy to enroll: Just log on to [www.baseballhall.org/media/museum-facts](http://www.baseballhall.org/media/museum-facts).
- If you have an interest in receiving *Around The Horn*, the Hall's monthly media newsletter, please send an e-mail to [info@baseballhall.org](mailto:info@baseballhall.org). Be sure to include your name, name of organization and e-mail address. Or visit [www.baseballhall.org/media-info](http://www.baseballhall.org/media-info).

## RESEARCH ASSISTANCE

The Hall of Fame is pleased to provide assistance in baseball research and members of the media are encouraged to utilize this valuable baseball resource whenever necessary by calling the Public Relations department at (607) 547-0215, or the Library Reference desk at (607) 547-0330.

FRONT OFFICE

COACHES

PLAYERS

2022 REVIEW

OPPONENTS

RECORDS

DEVELOPMENT

MEDIA



# SCOUTING & PLAYER DEVELOPMENT



Outfielder Evan Carter has produced a slash line of .282/.407/.467/.874 over two minor league seasons to begin his professional career. The 20-year-old, who was selected by Texas in the second round of the 2020 MLB Draft, was tabbed as the Rangers' top prospect by *Baseball America* entering 2023.

# TEXAS FARM SYSTEM

## 2023 MINOR LEAGUE AFFILIATES & STAFFS

### ROUND ROCK EXPRESS (TRIPLE-A)



**OWNERSHIP GROUP**  
**PRESIDENT**  
**GENERAL MANAGER**  
**HOME VENUE**  
**CITY**  
**MEDIA CONTACT**  
**YEARS AFFILIATED**

Ryan Sanders Sports & Entertainment  
 Chris Almendarez  
 Tim Jackson  
 Dell Diamond (Capacity: 13,500)  
 Round Rock, Texas  
 Rylan Kobre  
 (robre@rrexpress.com)  
 2011-2018, 2021-present

**MANAGER**  
**PITCHING COACH**  
**BULLPEN COACH**  
**HITTING COACH**  
**BENCH COACH**  
**DEVELOPMENT COACH**  
**ATHLETIC TRAINER**  
**STRENGTH & CONDITIONING**

Doug Davis  
 Dave Borkowski  
 Demetre Kokoris  
 Matt Lawson  
 Chase Lambin  
 Josh Johnson  
 Will Whitehead  
 Wade Lamont

### FRISCO ROUGHRIDERS (DOUBLE-A)



**OWNER**  
**GENERAL MANAGER**  
**HOME VENUE**  
**CITY**  
**MEDIA CONTACT**  
**YEARS AFFILIATED**

Greenberg Sports Group  
 Scott Burchett  
 Riders Field (Capacity: 10,216)  
 Frisco, Texas  
 Zach Bigley  
 (zbigley@ridersbaseball.com)  
 2003-present

**MANAGER**  
**PITCHING COACH**  
**HITTING COACH**  
**BENCH COACH**  
**DEVELOPMENT COACH**  
**ATHLETIC TRAINER**  
**STRENGTH & CONDITIONING**

Carlos Cardoza  
 Josh Zeid  
 Ryan Tuntland  
 Tripp Keister  
 Kawika Emsley-Pai  
 Yuichi Takizawa  
 Jon Nazarko

### HICKORY CRAWDADS (HIGH-A)



**OWNER**  
**GENERAL MANAGER**  
**HOME VENUE**  
**CITY**  
**MEDIA CONTACT**  
**YEARS AFFILIATED**

Texas Rangers / Hickory Baseball, Inc.  
 Douglas Locascio  
 L.P. Frans Stadium (Capacity: 3,959)  
 Hickory, North Carolina  
 Ashley Salinas  
 (asalinas@hickorycrawdads.com)  
 2009-present

**MANAGER**  
**PITCHING COACH**  
**HITTING COACH**  
**DEVELOPMENT COACH**  
**DEVELOPMENT COACH**  
**ATHLETIC TRAINER**  
**STRENGTH & CONDITIONING**

Chad Comer  
 Jon Goebel  
 Drew Sannes  
 Jay Sullenger  
 Justin Jacobs  
 Derrick Decker  
 Andru Cardenas

### DOWN EAST WOOD DUCKS (LOW-A)



**OWNER**  
**VICE PRESIDENT**  
**GENERAL MANAGER**  
**HOME VENUE**  
**CITY**  
**MEDIA CONTACT**  
**YEARS AFFILIATED**

Texas Rangers Baseball Club  
 Wade Howell  
 Jon Clemmons  
 Grainger Stadium (Capacity: 4,100)  
 Kinston, North Carolina  
 Maddy Meehan  
 (mmeehan@woodducksbaseball.com)  
 2017-present

**MANAGER**  
**PITCHING COACH**  
**HITTING COACH**  
**DEVELOPMENT COACH**  
**DEVELOPMENT COACH**  
**ATHLETIC TRAINER**  
**STRENGTH & CONDITIONING**

Carlos Maldonado  
 Julio Valdez  
 Brian Pozos  
 Nick Janssen  
 Ruben Sosa  
 Neal Ori  
 Brett Platts

### ARIZONA COMPLEX LEAGUE RANGERS (ROOKIE)



**MANAGER**  
**BENCH COACH**  
**PITCHING COACH**  
**PITCHING COACH**  
**HITTING COACH**  
**HITTING COACH**

Guider Rodriguez  
 Kevin Torres  
 Thomas St. Clair  
 Jose Jaimes  
 Tyler Wolfe  
 Eli Orona

**DEVELOPMENT COACH**  
**DEVELOPMENT COACH**  
**DEVELOPMENT COACH**  
**ATHLETIC TRAINER**  
**ATHLETIC TRAINER**  
**STRENGTH & CONDITIONING**  
**STRENGTH & CONDITIONING**

Mark Peterson  
 Shinji Kurano  
 Matt Ellmyer  
 Margarita Corrizalez  
 Michael Theile  
 Adam Noel  
 Ed Yong

### DOMINICAN SUMMER LEAGUE RANGERS (ROOKIE)



**MANAGER**  
**PITCHING COACH**  
**PITCHING COACH**  
**PITCHING COACH**  
**HITTING COACH**  
**HITTING COACH**  
**HITTING COACH**

Elevys Gonzalez  
 Ricardo Valencia  
 TBD  
 TBD  
 Dan Padilla  
 Eugene Kingsale  
 Witton Veras

**DEVELOPMENT COACH**  
**DEVELOPMENT COACH**  
**DEVELOPMENT COACH**  
**ATHLETIC TRAINER**  
**ATHLETIC TRAINER**  
**STRENGTH & CONDITIONING**  
**STRENGTH & CONDITIONING**

Alexis Infante  
 Jesus Ovalles  
 Francisco Santiesteban  
 Wilquin Ortega  
 Garrett Enders  
 Danny Mendoza  
 Jose Rosa

FRONT OFFICE

COACHES

PLAYERS

2022 REVIEW

OPPONENTS

RECORDS

DEVELOPMENT

MEDIA

# MINOR LEAGUE AWARDS

## TOM GRIEVE MINOR LEAGUE PLAYER OF THE YEAR

1984	Tommy Dunbar (OF)	1997	Fernando Tatis (3B)	2010	Engel Beltre (OF)
1985	Steve Buechele (3B)	1998	Shawn Gallagher (1B)	2011	Jurickson Profar (SS)
1986	Bob Brower (OF)	1999	Mike Lamb (3B)	2012	Mike Olt (3B)
1987	Wayne Rosenthal (RHP)	2000	Kevin Mench (OF)	2013	Rougned Odor (2B)
1988	Kevin Reimer (OF)	2001	Hank Blalock (3B)	2014	Joey Gallo (3B)
1989	Jim Hvizda (RHP)	2002	Laynece Nix (OF)	2015	Nomar Mazara (OF)
1990	Juan Gonzalez (OF)	2003	Ramon Nivar (OF)	2016	Jose Trevino (C)
1991	Rob Maurer (1B)	2004	Ian Kinsler (SS)	2017	Ronald Guzman (1B)
1992	Dan Smith (LHP)	2005	Travis Metcalf (3B)	2018	Scott Heineman (OF)
1993	Rick Helling (RHP)	2006	Nate Gold (1B)	2019	Curtis Terry (1B)
1994	Julio Santana (RHP)	2007	Chris Davis (3B)	2020	Not awarded
1995	Fernando Tatis (3B)	2008	Nelson Cruz (OF)	2021	Dustin Harris (1B/3B)
1996	Lee Stevens (DH)	2009	Mitch Moreland (1B/OF)	2022	Evan Carter (OF)

## NOLAN RYAN MINOR LEAGUE PITCHER OF THE YEAR

1995	Jeff Davis (RHP)	2005	Thomas Diamond (RHP)	2015	Ariel Jurado (RHP)
1996	Ted Silva (RHP)	2006	Eric Hurlley (RHP)	2016	Yohander Mendez (LHP)
1997	Corey Lee (LHP)	2007	Edinson Volquez (RHP)	2017	Kyle Cody (RHP)
1998	Jeff Zimmerman (RHP)	2008	Derek Holland (LHP)	2018	Tyler Phillips (RHP)
1999	Doug Davis (LHP)	2009	Martin Perez (LHP)	2019	Jason Bahr (RHP)
2000	Jovanny Cedenro (RHP)	2010	Michael Kirkman (LHP)	2020	Not awarded
2001	Ryan Dittfurth (RHP)	2011	Robbie Ross (LHP)	2021	Cole Winn (RHP)
2002	Ben Kozlowski (LHP)	2012	Cody Buckel (RHP)	2022	Cole Ragans (LHP)
2003	Juan Dominguez (RHP)	2013	Luke Jackson (RHP)		
2004	Kameron Loe (RHP)	2014	Chi Chi Gonzalez (RHP)		

## MINOR LEAGUE DEFENDER OF THE YEAR

2008	Jose Vallejo (INF)	2013	Jake Skole (OF)	2018	Ryan Dorow (INF)
2009	Craig Gentry (OF)	2014	Hanser Alberto (SS)	2019	Matt Whately (C)
2010	Jose Felix (C)	2015	Lewis Brinson (OF)	2020	Not awarded
2011	Ryan Strausborger (OF)	2016	Ronald Guzman (1B)	2021	Luisangel Acuña (SS/2B)
2012	Engel Beltre (OF)	2017	Jose Trevino (C)	2022	Jonathan Ornelas (SS/3B)

## MINOR LEAGUE RELIEVER OF THE YEAR

2010	Cody Eppley (RHP)	2015	Andrew Faulkner (LHP)	2020	Not awarded
2011	Justin Miller (RHP)	2016	John Fasola (RHP)	2021	Nick Snyder (RHP)
2012	Ben Rowen (RHP)	2017	Ricardo Rodriguez (RHP)	2022	Chase Lee (RHP)
2013	Alexander Claudio (LHP)	2018	Demarcus Evans (RHP)		
2014	Phil Klein (RHP)	2019	Demarcus Evans (RHP)		

## BOBBY JONES PLAYER DEVELOPMENT AWARD

2011	Bobby Jones	2015	Corey Ragsdale	2019	Danny Clark
2012	Keith Comstock	2016	Roy Silver	2020	Not awarded
2013	Brad Holman & Jeff Andrews	2017	Napoleon Pichardo	2021	Logan Frandsen
2014	Aaron Levin	2018	Sean Fields	2022	Kenny Holmberg

## RED JACKET SCOUT OF THE YEAR

2011	Don Welke	2015	Rafic Saab	2019	Scott Littlefield
2012	Kip Fagg	2016	Takeshi Sakurayama	2020	Not awarded
2013	Scot Engler	2017	Casey Harvie	2021	Joe Furukawa
2014	Roger Coryell	2018	Mike Grouse	2022	Demond Smith

## TRUE RANGER AWARD

The True Ranger Award highlights players who represent the core values of the organization in a positive light both on and off the field.

2019	James (LHP)
2020	Keyber Rodriguez (INF)
2021	Bubba Thompson (OF) & Keyber Rodriguez (OF)
2022	Thomas Saggese (INF)

FRONT OFFICE

COACHES

PLAYERS

2022 REVIEW

OPPONENTS

RECORDS

DEVELOPMENT

MEDIA

# ORGANIZATION RANKINGS

FRONT OFFICE

COACHES

PLAYERS

2022 REVIEW

## TEXAS RANGERS 2023 BASEBALL AMERICA RANKINGS

### TOP 10 PROSPECTS

1. OF Evan Carter
2. RHP Owen White
3. 3B Josh Jung
4. SS Luisangel Acuña
5. OF Anthony Gutierrez
6. OF Aaron Zavala
7. RHP Jack Leiter
8. RHP Brock Porter
9. INF/OF Dustin Harris
10. RHP Kumar Rocker

### BEST TOOLS

<b>Best Hitter for Average</b>	Aaron Zavala	<b>Best Changeup</b>	Fernery Ozuna
<b>Best Power Hitter</b>	Josh Jung	<b>Best Control</b>	Tim Brennan
<b>Best Strike-Zone Discipline</b>	Aaron Zavala	<b>Best Defensive Catcher</b>	Matt Whatley
<b>Fastest Baserunner</b>	JoJo Blackmon	<b>Best Defensive Infielder</b>	Jonathan Ornelas
<b>Best Athlete</b>	JoJo Blackmon	<b>Best Infield Arm</b>	Jonathan Ornelas
<b>Best Fastball</b>	Winston Santos	<b>Best Defensive Outfielder</b>	Evan Carter
<b>Best Curveball</b>	Owen White	<b>Best Outfield Arm</b>	Anthony Gutierrez
<b>Best Slider</b>	Marc Church		

\*Rankings as of Feb. 17, 2023

OPPONENTS

RECORDS

DEVELOPMENT

MEDIA

## 2023 ORGANIZATIONAL LEADERS

### BATTING TOP 10 (MIN. 200 PA)

BATTER	CLUB	AVG	G	AB	R	H	HR	RBI
Miguel Villarreal	DE	.332	53	187	40	62	2	34
Yohel Pozo	RR	.320	65	253	37	81	6	38
Yeison Morrobel	DE	.315	49	178	34	56	3	24
Thomas Saggese	FRI	.312	103	401	61	125	15	70
Danyer Cueva	DE	.309	49	194	39	60	5	31
Bubba Thompson	RR	.303	80	346	77	105	13	48
Alejandro Osuna	HIC	.302	97	351	68	106	9	54
Ezequiel Duran	RR	.302	78	328	52	99	16	57
Ezedry Vargas	DSL	.301	54	196	40	59	4	27
Jonathan Ornelas	FRI	.299	123	525	84	157	14	64

### HOME RUNS

Blaine Crim	RR	24
Sam Huff	RR	21
Yosy Galan	DE	20
4 tied		17

### RBI

Blaine Crim	RR	96
Justin Foscue	FRI	81
Evan Carter	FRI	73
Cody Freeman	HIC	71
2 tied		70

### STOLEN BASES

Bubba Thompson	RR	49
Marcus Smith	DE	47
Maximo Acosta	DE	44
Daniel Mateo	HIC	43
Luisangel Acuña	FRI	40

### PITCHING TOP 10 (MIN. 50.0 IP)

PITCHER	CLUB	W-L	ERA	IP	H	BB	SO
Ryan Garcia	HIC	2-2	1.91	56.2	33	21	74
Mitch Bratt	DE	5-5	2.45	80.2	66	28	99
Damian Mendoza	HIC	4-1	2.47	62.0	55	31	59
Tim Brennan	FRI	6-3	2.76	75.0	62	13	55
Cole Ragans	RR	8-5	3.04	94.2	75	31	113
Emiliano Teodo	DE	3-6	3.09	84.1	51	44	115
Josh Stephan	HIC	6-5	3.14	103.1	84	31	115
Grant Anderson	RR	5-0	3.48	67.1	65	21	91
Winston Santos	DE	7-6	3.49	108.1	89	30	108
Owen White	FRI	9-2	3.59	80.1	70	23	104

### WINS

Triston Polley	FRI	11
Cody Bradford	FRI	10
Cole Winn	RR	9
Owen White	FRI	9
2 tied		8

### SAVES

Jesus Tinoco	RR	13
Dianyne Florentino	DSL	10
Fernery Ozuna	RR	9
Anthony Hoopii	DE	8
Chase Lee	RR	7

### STRIKEOUTS

Mason Englert	FRI	136
Tekoah Roby	HIC	126
Cody Bradford	FRI	124
Cole Winn	RR	123
Ricky Vanasco	FRI	118

## SENIOR EVALUATORS



### SCOT ENGLER | SPECIAL ASSISTANT, PLAYER PERSONNEL

RESIDES: OSWEGO, IL

- In his 16th season in the Texas organization, his 7th as a special assistant following a promotion in November of 2016...this will be his 23rd season overall as a scout.
- Joined the Rangers organization as a pro scout in 2008 after previously serving as a scout for the Montreal and Florida franchises from 1999-2007...selected as winner of the Rangers' 2013 Red Jacket Scout of the Year Award.
- Prior to the start of his scouting career, Scot completed internships with the Tampa Bay Buccaneers, Arizona Fall League, and Montreal Expos...played tight end for the University of Montana football team from 1987-90.
- Scot and his wife, Tami, have 3 children – Dylan (22), McKenna (19), and Hadley (12) – and reside in Oswego, Ill.



### SCOTT LITTLEFIELD | SPECIAL ASSISTANT, PLAYER PERSONNEL

RESIDES: LONG BEACH, CA

- In his 14th season with the Rangers after joining the club on Nov. 10, 2009...has served in senior scouting roles throughout his tenure with Texas...is involved in all areas of player evaluation, as well as making recommendations to General Manager Chris Young and the directors of all scouting departments.
- In his 32nd season as a scout...selected Rangers' 2019 Red Jacket Scout of the Year...spent 5 years with San Diego as national crosschecker (2005-09)...named Padres Scout of the Year in 2007...has also scouted for Pittsburgh and Atlanta.
- Scott and his wife, Heather, have 2 children: Tyler (7/25/98) and Erika (9/12/01)...brother, Dave, is the former General Manager with Pittsburgh and now a scout with Detroit...brother, Mark, is Medical Coordinator for the Yankees.



### RAFIC SAAB | SENIOR ADVISOR, INTERNATIONAL SCOUTING

RESIDES: VALENCIA, VZ

- In his 18th season with the Rangers...was Director of International Scouting (2016-21) and Director of Latin America Operations (2014-15)...joined organization in 2006 as a scout in Venezuela, rising to scouting supervisor in the country.
- Won the Rangers' 2015 Red Jacket Scout of the Year Award.
- Involved in all major signings in Latin America...as the Rangers' Venezuelan scout, was responsible for the signings of future big leaguers Rougned Odor, Martín Pérez, Luis Sardiñas, and Odúbel Herrera.
- Previously served as a scout for the Angels (2000) and Phillies (2002-06)...played in the Phillies org. from 1996-98.
- Resides in his native Valencia, Venezuela, with wife Keralina Plaza, daughter Eying (18) and son Rafic Jr. (14).

## PROFESSIONAL SCOUTS



### MIKE ANDERSON | PROFESSIONAL SCOUT

RESIDES: AUSTIN, TX

- Enters his 36th season in professional baseball, 17th with Texas, and 7th as a special assistant.
- Served as the pitching coach for Surprise in the Arizona Fall League in 2019...spent 8 years as a pro scout for the Rangers from 2009-16 following pitching coach stints with Spokane (2008) and Bakersfield (2007).
- Originally signed by Cincinnati as a non-drafted free agent in 1988, Anderson pitched from 1988-99 in the Cincinnati, Chicago-NL, Texas, and Los Angeles-NL organizations...made 3 relief appearances for the Reds in 1993.
- Mike and wife Laurie reside in his native Austin with children Ty (27) and Abby (22)...he graduated from Southwestern University in 1988...Mike's brother, Brian, is a play-by-play broadcaster for Turner Sports and the Brewers.



### ELLIOTT BLAIR | PROFESSIONAL SCOUT

RESIDES: FORT WORTH, TX

- Begins his 7th season as a professional scout for Texas...originally joined the organization as a comprehensive baseball operations intern during the 2016 campaign.
- Was selected by San Francisco in the 46th round of the 2011 MLB Draft and played 5 seasons in the Giants farm system.
- Played collegiately at the University of Oklahoma and graduated with a bachelor's degree in Petroleum Engineering.
- Graduated from Liberty Christian H.S. in Argyle and was a member of the school's 2003 state championship team.
- Elliott and his wife, Kadee, have one son, Cal, and reside in Fort Worth.

### TAYLOR CAMERON | PROFESSIONAL SCOUT

RESIDES: LONG BEACH, CA

- Begins his 3rd season with the Rangers and 13th year in professional baseball...joined organization in May, 2021.
- Previously served as a West Coast Supervisor with the Seattle Mariners (2017-20) and as an Area Scout with the Minnesota Twins (2011-17), specializing in the Central and Southern California regions.
- Spent one season as a right-handed pitcher in the Pittsburgh farm system after being selected in the 31st round of the 2007 MLB Draft...appeared in 14 games with the Chillicothe Points of the independent Frontier League in 2008.
- Played Collegiately at Cypress (Calif.) College and Point Loma Nazarene University in San Diego...was selected by Minnesota in the 50th round of the 2004 MLB Draft, but did not sign.



### KENDALL COLEMAN | PROFESSIONAL SCOUT

RESIDES: IRVING, TX

- Enters his 1st season as a Professional Scout with the Rangers after joining to organization as a scouting and player development fellow for the 2022 season.
- Was a member of the inaugural class of the Rangers Charley Pride Fellowship program in 2021 when he spent a portion of his fellowship working in the baseball operations department.
- Was selected in the 11th round of the 2013 MLB Draft by the New York Yankees out of Rockwall (Texas) High School and played 6 seasons as an outfielder in the Yankees and Mets organizations from 2013-18.
- Graduated from the University of North Texas in 2022 with a degree in Sports Entertainment Management.


**MIKE GROUSE | PROFESSIONAL SCOUT**
**RESIDES:** LUBBOCK, TX

- In his 32nd season scouting for Texas, originally joining the organization in 1988...was a National Crosschecker for the club in 2012-13 and longtime Area Scout with Ian Kinsler and Travis Hafner among his signings.
- Named the organization's Red Jacket Scout of the Year for 2018.
- Inducted into the Midwest Scouts Association Hall of Fame in November 2010.
- Selected by the Rangers in the 20th round of the 1984 June draft and was a member of the Northwest League champion Tri-Cities club in 1984.
- Married to wife Jamie...has a daughter, Tillie (6/14/06).


**TOURÉ HARRIS | PROFESSIONAL SCOUT**
**RESIDES:** COLUMBIA, SC

- In his 2nd season in the Texas organization after being hired as a Professional Scout in January 2022.
- Product of MLB's Diversity Pipeline Scout Development Program and winner of the program's Charles Peterson Spirit Award in 2021...member of the Buck O'Neil Professional Baseball Scouts & Coaches Association.
- Served as Dir. of Baseball Ops. at Presbyterian (S.C.) College in 2021, helping the Blue Hose to their first-ever conference title and NCAA Tournament appearance...has held multiple corporate jobs and remains a licensed real estate agent in S.C.
- Played baseball at Benedict (S.C.) College...earned bachelor's degree in sociology from Thomas Edison State U. in 2013.
- Resides in Columbia, S.C., with wife Tiffany and 2 sons, Touré Jr. and Thai.


**JOE JORDAN | PROFESSIONAL SCOUT**
**RESIDES:** NORMAN, OK

- Is in his 1st season in the Texas organization after being hired as a Professional Scout in January 2023.
- Spent the last 4 seasons (2019-22) as a Crosschecker with the Atlanta Braves and has previously served as Director of Player Development for the Philadelphia Phillies (2012-17) and Director of Scouting for the Baltimore Orioles (2005-11).
- Began his scouting career in 1997 as an Area Scout for the Montreal Expos before being named Midwest Supervisor in 2001...moved into the same capacity with the Florida Marlins in 2002 and was named National Crosschecker a year later.
- Selected as a catcher in the 19th round of the 1985 MLB Draft by the San Francisco Giants, batting .213 in 33 games for Single-A Everett his lone professional season.
- Played college baseball at the University of Oklahoma where he graduated with a degree in physical education in 1987...also spent 3 years (1988-90) as an assistant baseball coach for the Sooners.
- Joe and his wife Kim live in Norman, Okla. and have a daughter, Alexandra.


**CURTIS JUNG | SPECIAL ASSIGNMENT SCOUT**
**RESIDES:** SCOTTSDALE, AZ

- Enters his 13th season with the Rangers and 7th as a Special Assignment Scout.
- Was elevated to his current position in November 2016 after 4 seasons (2011-15) as Manager of Pacific Rim Operations...previously worked with the Los Angeles Dodgers as Manager, Asia Operations (2000-07) and with the Lotte Giants as Special Advisor to Manager Jerry Royster (2008-10).
- Pitched professionally in Korea for the Haitai Tigers (1995-97).
- Curtis and wife, Jin-Ju, reside in Scottsdale, Ariz., with their son, Zachary (8/25/12).


**DONZELL MCDONALD | PROFESSIONAL SCOUT**
**RESIDES:** GOODYEAR, AZ

- In his 7th year as a full-time member of the pro scouting staff...has held a variety of roles within the organization during his 13 total years with the club.
- Has also spent time as an instructor with Texas, working as a hitting coach with the AZL Rangers for 5 seasons (2011-15) before a dual role of roving instructor and pro scout in 2016.
- Enjoyed a 16-year playing career that spanned from 1995-2010, appearing in 1,496 minor league games...he played in 15 career games at the Major League level with the Yankees (2001) and Royals (2002).
- Donzell and wife Kamaria have 4 children: Deonne (4/19/04), Danika (2/22/09), Duke (9/27/13), and Dru (7/8/15).


**MICHAEL QUESADA | PROFESSIONAL SCOUT**
**RESIDES:** NASHVILLE, TN

- Is entering his 2nd season with the Rangers after he was hired as a Professional Scout in January 2022.
- Spent 10 years in professional baseball with the Minnesota Twins...played 5 years as a catcher in the Twins farm system before spending 5 years as an area scout in Northern California.
- The California native was selected by Minnesota in the 24th round of the 2010 June draft out of Sierra (Calif.) College...topped out at High-A Fort Myers in 2015 and finished playing career with Sydney of the Australian Baseball League in 2016.

**PACIFIC RIM SCOUTS**

**JOE FURUKAWA | COORDINATOR, PACIFIC RIM OPERATIONS**
**RESIDES:** HIROSHIMA, JAPAN

- Begins his 24th year in scouting and 14th with the Rangers as Coordinator, Pacific Rim Operations.
- Winner of the organization's 2021 Red Jacket Scout of the Year Award.
- Worked for the Major League team in 2012 with duties including interpreter for Yu Darvish.
- Recipient of the 2012 Harold McKinney Good Guy Award by the Dallas-Fort Worth BBWAA.
- Played college baseball at UC-Berkeley and UC-Irvine...played professionally in Japan for 7 seasons with the Hiroshima Carp and Yokohama Baystars.
- Joe and his wife, Sachiko, have 3 children: Shuichi (4/26/00), Koichi (12/19/03), and Junichi (1/20/07).





### HAJIME WATABE | INTERNATIONAL SCOUT

**RESIDES:** TOKYO, JAPAN

- Enters his 16th season with the Rangers and 18th in baseball overall.
- Has served as an International Scout each of the last 2 seasons after holding the title of Manager, Pacific Rim Operations from 2018-21.
- Originally joined the Rangers in January 2008 as a translator for Kazuo Fukumori and also worked as a translator for Yoshinori Tateyama in 2011.
- Has assisted the Major League team as a translator during past spring trainings.
- Has scouted high school, college, the Industrial League, and Nippon Professional Baseball for the Rangers in Japan.



### DANIEL CHANG | INTERNATIONAL SCOUT

**RESIDES:** TAICHUNG, TAIWAN

- Enters his 7th season as a member of the Texas international scouting staff with responsibilities primarily in Taiwan.
- Was signed by Seattle as a 17-year-old in 2008 and pitched in 41 minor league games from 2008-12 in the Mariners minor league system.
- Pitched from 2013-16 with the EDA Rhinos of the CPBL in Taiwan.
- Daniel and his wife, Ssu-Ting, have 2 sons: Yu-Hung (3/21/15) and Yo-Lun (8/25/18).



### RANDY SMITH | SENIOR ADVISOR, MAJOR LEAGUE SCOUTING (HOKKAIDO)

**RESIDES:** MONTGOMERY, TX

- Joined the Rangers in 2018 and works in a shared capacity between the Rangers and Hokkaido Nippon Ham Fighters... coverage includes professional players in both the United States and Japan.
- Was VP of Baseball Operations/GM with the San Diego Padres from 1993-95 and held the same position with the Detroit Tigers from 1996-01...became the then-youngest GM in MLB history when he was named to the post with the Padres on 6/9/93...named Baseball America Executive of the Year in 1997.
- Randy and his wife, Erin, have 2 sons: Quinn (24) and Shane (22)...his father, Tal Smith, served as an MLB executive for more than 50 years with the Astros, Reds, and Yankees.

## CROSSCHECKERS



### BOBBY CROOK | SPECIAL ASSIGNMENT CROSSCHECKER

**RESIDES:** FORT WORTH, TX

- In his 6th season as a special assignment crosschecker following a promotion prior to the 2018 season...this is his 20th season overall in the Texas organization...currently holds scouting responsibilities in North Texas, in addition to other areas.
- Has served as an area scout (2014-17) and Manager of Amateur Scouting (2009-13)...started with the Rangers in 2004 as a Baseball Media Relations intern and joined the Baseball Operations department in 2006.
- Graduated with a bachelor's degree in Broadcast Journalism from the University of North Texas in 2005...also attended the University of Dallas, where he played baseball for 2 years.
- Bobby and his wife, Marianne, have a son, Thomas (12), and a daughter, Claire (9), and reside in Fort Worth.



### CASEY HARVIE | WEST COAST CROSSCHECKER

**RESIDES:** COLUMBIA, SC

- In his 20th season as a scout and 11th with Texas...joined the organization in Sept. 2011.
- Selected as the organization's Red Jacket Scout of the Year for 2017.
- Previously scouted for Cleveland, Colorado (2004-06), and the Los Angeles Angels (2007-11).
- Played college baseball at Pacific Lutheran University, graduating with degrees in Print/Broadcast Journalism.
- Casey resides in Arlington, Wash., with his wife, Vickie, and son, Hudson.



### JAKE KRUG | NATIONAL CROSSCHECKER

**RESIDES:** FLOWER MOUND, TX

- Enters his 21st season in the Texas organization and 7th as a national crosschecker.
- Was the club's Eastern Crosschecker in 2009 before spending 4 seasons in the front office, including 2 years as Assistant Director of Player Development (2010-11) and Director of Minor League Operations (2012-13).
- Graduated from the University of Texas with a bachelor's degree in Economics.
- Jake and his wife, Courtney, reside in Flower Mound with son, Carter, and daughters, Collins and Caroline.



### ARTHUR MCCONNEHEAD | SOUTHEAST CROSSCHECKER

**RESIDES:** ATLANTA, GA

- Enters his 2nd season with the Rangers after joining the organization as Southeast Crosschecker in the offseason of 2021.
- Previously served as an Area Supervisor Scout for the Baltimore Orioles (2011-21) and hitting coach for the Gulf Coast League Cardinals (2010).
- Held scouting responsibilities in the Southeast for Baltimore, with a number of current Orioles and top 100 overall prospect LHP DL Hall among his signings.
- Graduated from Valdosta State (Ga.) University and resides in Atlanta, Ga.


**DEMOND SMITH | MIDWEST CROSSCHECKER**
**RESIDES: CARROLLTON, TX**

- Winner of the organization's 2022 Red Jacket Scout of the Year Award.
- In his 6th season with the Rangers after joining the organization in 2017...marks his 14th season as a scout overall.
- Following an 18-year playing career, Smith joined the Red Sox in 2010 as an area scout in Northern California and Northern Nevada...covered Southern California for Boston from 2015-17.
- Was selected by the New York Mets in the 6th round of the 1990 June draft out of Dwight D. Eisenhower (Calif.) HS...spent 11 seasons in the NYM, CAL, OAK, CWS, and ATL organizations...also played in Mexico and Independent leagues.
- Demond and his wife, Damesha, have 3 children: Christian (28), Mychael (25), and Demond Jr. (23).


**BRIAN WILLIAMS | NORTHERN CROSSCHECKER**
**RESIDES: NEW BUFFALO, MI**

- Enters his 25th season in professional baseball and 10th with the Texas organization.
- Was a member of the Seattle organization from 2005-13 as a Midwest area scout with additional duties as a crosschecker in Canada during his last 2 seasons with the club...worked as a baseball operations assistant with the Cubs from 2000-05.
- Graduated from Western Michigan University with a degree in Organizational Communication.
- Brian and his wife, Angie, reside in New Buffalo, Mich., with sons Carter and Everett.

## AMATEUR SCOUTS


**TYLER CARROLL | GEORGIA AND EASTERN TENNESSEE**
**RESIDES: MARIETTA, GA**

- Is in his 6th season overall in the Texas organization and 2nd as an area scout after being promoted in 2022...holds scouting responsibilities in Georgia and Eastern Tennessee.
- Previously held positions as an amateur video scout (2020-21) and advance scouting intern (2019)...was also a video assistant for Arizona/Spokane (2018) and Down East (2017).
- Is a native of Calverton, N.Y., and graduated from Farmingdale State College with a degree in Sport Management.


**CHRIS COLLIAS | MICHIGAN, OHIO, WESTERN WEST VIRGINIA**
**RESIDES: ROYAL OAK, MI**

- Has covered the Michigan and Ohio region for the Rangers since April 2018, with added responsibilities in West Virginia beginning in 2022...in his 10th season overall with the organization, previously working as a part-time scout in the Midwest from 2014-17...was also an associate scout for the Cleveland Guardians from 2012-14.
- Served as assistant coach/recruiting coordinator at his alma mater, Madonna (Mich.) University, from 2010-14 and assistant coach at Henry Ford (Mich.) Community College from 2007-09.
- Chris and his wife, Emily, have a daughter, Hadley.


**TOMMY DUEÑAS | SOUTH FLORIDA**
**RESIDES: MIAMI, FL**


- In his 4th season with Texas as an amateur scout in South Florida.
- Previously held assistant coaching roles at his alma mater, Florida International University (2018-19), and Miami Dade College (2010-16)...had more than 30 players signed to professional contracts.
- Served as an assistant coach for the USA Baseball 15U National Team in 2014.
- Selected by the Anaheim Angels in the 16th round of the 2002 June draft.
- Tommy and his wife, Natalie, have 2 children: son Iggy (13) and daughter Vale (11).


**STEVE FLORES | SOUTHERN CALIFORNIA AND HAWAII**
**RESIDES: TEMECULA, CA**

- In his 42nd year of scouting and 20th season in the Texas organization.
- Played professionally in the Minnesota Twins organization from 1974-75 as an outfielder and right-handed pitcher.
- Father, Jesse, was a scout for 30 years and signed over 60 big league players...he was the first native of Mexico to pitch in the majors in 1943.
- Steve and his wife, Shelley, have 2 children: Adrian and Jacob.


**JAY HEAFNER | NORTH AND SOUTH CAROLINA**
**RESIDES: INDIAN TRAIL, NC**

- In his 15th season as a scout after 2 years as a player in the Rangers' minor league system.
- Worked as an area scout in South Texas/Louisiana and the Northeast prior to his current assignment.
- Selected by Texas in the 23rd round of the 2006 June draft.
- Was a 2006 Preseason First Team All-American, 2005 Southern Conference POY, and Golden Spikes Award nominee at Davidson College in North Carolina, where he finished his career 2nd on the school's all-time hits list (250).
- Jay and his wife, Krista, reside in Indian Trail, N.C., with sons Jacob and Conner, and daughter Reese.

**LEVI LACEY | ARIZONA, COLORADO, NEW MEXICO, UTAH****RESIDES:** MESA, AZ

- In his 6th season as an amateur scout with the Rangers.
- Previously served as the head coach at Everett (Wash.) Community College for 17 seasons, reviving the program in 2001 after the school had not fielded a team since 1982...he compiled a 475-238 record at the college level and won the NWAC Championship in 2013.
- Had 10 players drafted out of Everett during his tenure, including former Ranger Keone Kela.
- Levi and his wife, Heather, have a daughter, Emma K. (11).

**BRIAN MATTHEWS | DC, DE, MD, PA, VA, EASTERN WV****RESIDES:** YORK, PA

- Joined Texas in July 2015 and enters his 8th season as a scout in the mid-Atlantic region.
- Previously worked in the Toronto Blue Jays amateur scouting department as a video coordinator from 2013-15.
- Completed full-year internships in baseball operations with the New York Yankees and Cincinnati Reds.
- Played college baseball at Misericordia University in Dallas, Pa.
- Brian and his wife, Desiree, have 3 children: sons Reid and Evan, and daughter Nora.

**GARY MCGRAW | AK, ID, MT, OR, WA, WY, WESTERN CANADA****RESIDES:** GASTON, OR

- Enters his 34th year in professional baseball and 22nd as a scout for Texas in the Pacific Northwest.
- Played one season in the Oakland Athletics farm system.
- Played college baseball at Portland State University.
- Gary and his wife, Julie, have 3 children: Jamie (2/15/85), Jessica (10/30/86), and Jake (10/16/93).
- Son, Jamie, was selected by Texas in the 40th round of the 2008 June draft.

**MICHAEL MEDICI | WI, IL, IN, KY, MN****RESIDES:** INDIANAPOLIS, IN

- In his 10th season as a scout in the Midwest after joining the Texas organization in 2013.
- Began his scouting career with the Blue Jays, covering Illinois and Indiana as an area scout from 2009-13.
- Was a catcher at Niagara University before a stint as a coach at the collegiate level.
- Spent 2 seasons as an assistant coach and recruiting coordinator at Canisius College.
- Michael and his wife, Beth, have 3 children: son Miles and twins, Beckham and Raelyn.

**BRIAN MORRISON | ALABAMA, MISSISSIPPI, WESTERN TENNESSEE****RESIDES:** EL CERRITO, CA

- In his 9th season with the Texas organization after joining the club in September 2014.
- Was an area scout for Tampa Bay from 2009-14 and a minor league hitting coach in the Rays farm system for 3 seasons...also scouted for Philadelphia for 2 years.
- Selected by Toronto in the 10th round of the 1984 draft and played 8 minor league seasons.
- Was a First Team All-America, All-State, and All-City selection at Oakland (Calif.) High School.
- Brian has 2 children: Chelsea and Asia.

**PATRICK PERRY | SOUTHERN CALIFORNIA AND SOUTHERN NEVADA****RESIDES:** ST. GEORGE, UT

- Joined the organization in 2018 after 10 years as a coach at the college level...was an assistant coach and recruiting coordinator at Dixie State (Utah) University from 2016-18 and was on the coaching staff at his alma mater, the University of Northern Colorado, for 7 seasons.
- Selected by Boston in the 7th round of the 2004 draft and played two seasons in the Red Sox farm system...also played in the independent Canadian-American and Frontier League from 2006-09.
- Earned a master's degree in Sports Administration and a bachelor's in Finance from Northern Colorado.
- Patrick and his wife, Laura, have 2 children: Presley and Declan.

**TAKESHI SAKURAYAMA | CT, MA, ME, NH, NJ, NY, RI, VT, EASTERN CANADA****RESIDES:** MANCHESTER, CT

- Enters his 20th season in professional baseball and 13th with the Texas organization.
- Won the 2021 Jim Ridley Scout of the Year Award presented by the Canadian Baseball Network...became the first-ever Texas Rangers scout and 5th non-Canadian based scout to be selected for the honor, which was first presented in 1994.
- Named the Texas organization's 2016 Red Jacket Scout of the Year.
- Spent 5 years as an international scout with Nippon Professional Baseball's Rakuten Golden Eagles (2006-10).
- Graduated from KEIO University in Minato, Tokyo and earned a master's degree in Sports Management from Indiana St. University.

FRONT OFFICE


**GABE SANDY | NORTHERN CALIFORNIA**
**RESIDES:** GRESHAM, OR

- Enters his 3rd year in the Texas organization and 27th year in baseball overall.
- Served as a Northwest Area Scout and Canadian Special Assignment Crosschecker for the Chicago Cubs from 2018-20...also scouted the Northwest region for the Florida/Miami Marlins from 2006-2018.
- Was the head coach at Mt. Hood (Ore.) CC from 2000-06 after serving as an asst. coach from 1996-99...inducted into the Portland Interscholastic League Hall of Fame in 2013 and the Northwest Athletic Conference (NWAC) Hall of Fame in 2014.
- Played 2 years of baseball at Mt. Hood Community College and 2 years at Portland State University.
- Resides in Gresham, Ore., with his wife Kristen and daughters, Isabella (13) and Talia (10).

COACHES


**DUSTIN SMITH | IA, KS, MO, NE, ND, SD, AR, OK**
**RESIDES:** GIRARD, KS

- In his 17th season as a scout with Texas.
- Selected by Texas in the 38th round of the 2000 June draft out of Cowley County (Kan.) Community College and played 6 seasons as a catcher in the Texas farm system...was also selected by Texas in the 30th round of the 1999 draft out of Girard (Kan.) High School...was signed by current Texas pro scout Mike Grouse.
- Brother, Dan, was a 7th round selection by Texas in 1993.
- Dustin and his wife, Leah, reside in Kansas with their 2 sons, Drake and Chase.

PLAYERS


**DARIN VAUGHAN | SOUTH TEXAS AND LOUISIANA**
**RESIDES:** KINGWOOD, TX

- Enters his 1st season with the Rangers after joining the organization as Amateur Scout this offseason.
- Previously served in scouting roles for the Atlanta Braves (2013-22) and Toronto Blue Jays (2010-13).
- Covered the South Texas region for Atlanta, with current Braves pitchers A.J. Minter and Bryce Elder among his signings.
- Served on coaching staffs at Coffeyville (Kan.) Community College, Hutchinson (Kan.) Community College, University Central Missouri, and Kansas State University...managed the New Bern River Rats of the Coastal Plain League from 2005-07 and was the Head Baseball Coach/Athletic Director at Washington (N.C.) High School from 2007-09.
- Darin and his wife Amanda reside in Kingwood, Texas and have 2 sons: Grayson and Oliver.

2022 REVIEW


**JOHN WIEDENBAUER | CENTRAL, NORTH, PANHANDLE FLORIDA**
**RESIDES:** PONTE VEDRA, FL

- Enters his 1st season with the Rangers after joining the organization as Amateur Scout this offseason.
- Previously served as an Area Scout for the Seattle Mariners for 9 years (2014-22).
- Covered the Southeast region for Seattle and was credited for the signing of 2020 A.L. Rookie of the Year OF Lewis.
- Selected by Los Angeles-AL in the 50th round of the 2010 MLB Draft out of the University of Tampa and spent 2 seasons as a LHP in the Angels system...in 2013, he pitched for Technika Brno of Extraliga, the top baseball circuit in the Czech Republic.
- Father, Tom, was an OF/RHP in the Houston organization from 1976-83 and a 1st Base Coach with Cleveland in 2012.
- John resides in Florida with his wife, Blair, and their 2 children: Bodhi (5) and Selah (3).


OPPONENTS

## INTERNATIONAL SCOUTS


RECORDS



**JACK MARINO**  
Assistant, International  
Scouting & Development



**MAFEL BRITO**  
Area Scout,  
Dominican Republic



**RAFAEL CEDENO**  
Area Scout,  
Panama



**ANTHONY DOMINGUEZ**  
Area Scout,  
Dominican Republic

DEVELOPMENT



**WILLY ESPINAL**  
Supervisor,  
Dominican Republic



**JOSE FERNANDEZ**  
International Special  
Assignment Scout



**JHONNY GOMEZ**  
Crosschecker,  
Venezuela



**JESUS "CHU" HALABI**  
International Special  
Assignment Scout

MEDIA



**JULIO JUSTO**  
Area Scout,  
Dominican Republic



**DANIEL LISCANO**  
Video Scout,  
Venezuela



**NELSON MUNIZ**  
Scouting Coordinator,  
Dominican Republic



**MARK MUZZI**  
International  
Crosschecker



**KWANGMIN "ANDRE" PARK**  
Supervisor,  
Central America



**CARLOS PLAZA**  
Area Scout,  
Venezuela



**CARLOS PLAZA, JR.**  
Area Scout,  
Venezuela



**JOSE GABRIEL RODRIGUEZ**  
Scouting Coordinator,  
Venezuela



**JUAN SALAZAR**  
Area Scout,  
Venezuela



**HAMILTON SARABIA**  
Area Scout,  
Colombia



**CESAR SARMIENTO**  
Video Scout,  
Dominican Republic



**PABLO SAVINON**  
Scouting Coordinator,  
Dominican Republic



**RICK SCHROEDER**  
Part-time Scout

## COORDINATORS

FRONT OFFICE



### KENNY HOLMBERG | FIELD / INFIELD COORDINATOR

**BORN:** FEB. 21, 1983 IN DUNEDIN, FL      **RESIDES:** SMITHVILLE, MO

Holmberg took over Field Coordinator responsibilities last season, winning the organization's 2022 Bobby Jones Player Development Award in his first year in the role. He maintains Infield Coordinator duties for an eighth straight year. Holmberg has managed at four levels of the Texas farm system, serving at the helm of Triple-A Round Rock (2021), Short-A Spokane (2018), the Arizona League Rangers (2013-15), and the Dominican Summer League Rangers (2010-11). He has compiled a 274-234 (.539) record as a manager while leading his clubs to four postseason appearances, including a Northwest League championship series appearance in 2018. Holmberg originally joined the organization as a coach for the DSL Rangers in 2009 and also coached for the club's High-A affiliate in 2012.

An infielder in his playing days, Holmberg was selected by Milwaukee in the 22nd round of the 2005 June draft and played four seasons in the Brewers organization. He compiled a .272 average with 34 home runs and 187 RBI over 338 career minor league games. Holmberg was also selected by Toronto in the 49th round of the 2001 June draft out of Dunedin (Fla.) High School, but opted to play collegiately at St. Petersburg (Fla.) College from 2002-03. He then spent two seasons at Embry-Riddle Aeronautical University, earning first team NIAA All-America honors in 2005.

Kenny and his wife, Jenni, reside in Smithville, Mo., with their two sons, William and Cooper. His father, Dennis, has spent 45 years in player development with the Toronto Blue Jays organization and was inducted into the Florida State League Hall of Fame in 2018.

COACHES

PLAYERS



### JORDAN TIEG | PITCHING COORDINATOR

**BORN:** OCT. 16, 1987 IN LONDON, ONTARIO      **RESIDES:** SURPRISE, AZ

Tieg will begin his fourth full season with the Rangers after receiving a promotion to pitching coordinator before the 2022 campaign. He joined the organization midway through the 2019 campaign and has since served as pitching coach for both the Rookie-level Arizona League Rangers (2019) and High-A Hickory (2021). In 2020, following the cancellation of the minor league season, he filled a role as a pitching coach in the Fall Developmental League.

Tieg came to the Rangers from the baseball program at Indiana State University, where he was a pitching coach from 2015-19. He also coached at the University of Indianapolis from 2012-14. The right-hander pitched collegiately at Sauk Valley Community College, College of Charleston, and the University of Indianapolis.

Tieg was selected by the Cincinnati Reds in the 46th round of the 2006 June draft, but did not sign. Following his college career, he spent 2009-10 playing for the Evansville Otters of the independent Frontier League. He earned a bachelor's and master's degree from the University of Indianapolis.

Jordan and his wife, Chelsea, reside in Indianapolis, Ind., and Surprise, Ariz., with their son, Theo and daughter, Leighton.

2022 REVIEW

OPPONENTS



### BRENDAN SAGARA | PITCH DESIGN SPECIALIST

**BORN:** JAN. 25, 1975 IN WAHIAWA, HI      **RESIDES:** HONOLULU, HI

Sagara begins his fourth season with Texas Rangers organization by transitioning into a newly developed position, having spent the last two years as Rangers co-pitching coach. Hired by Texas in a dual role as Special Assistant, Player Development and pitching coach for the Triple-A Nashville Sounds, after the shutdown and eventual cancellation of the minor league season, he served as a pitching coach for club's Alternate Training Site operations.

Brendan joined the Texas organization following two years as the minor league pitching coordinator for the Chicago Cubs (2018-19) and spent six seasons (2012-17) in the Miami Marlins system, including being named the Marlins' Player Development Man of the Year in 2015. He has been a pitching coach in various capacities for 21 seasons, while also working as a part-time scout for the Mets (2006-09) and Braves (2010-11). Sagara was selected Frontier League Coach of the Year in 2007 for the league-champion Windy City ThunderBolts. Sagara pitched professionally with Evansville in the Frontier League in 1999, posting a 1.69 ERA in 4 games.

Brendan, 48, is the first manager/coach in Rangers history to be born in Hawaii. He and his wife, Michelle, reside in Honolulu, Hawaii.

RECORDS



### CODY ATKINSON | DIRECTOR, HITTING

**BORN:** JAN. 14, 1989 IN BELLEVUE, WA      **RESIDES:** SNOHOMISH, WA

Atkinson joined the Texas organization in October 2019 and is in fourth season overseeing the club's minor league hitting program. Currently the Director of Hitting, he previously served under the title of Hitting Coordinator (2019-20) after spending the 2019 season as Hitting Assessment/Run Production Coach for player development in the Cincinnati Reds system. Atkinson was hired as the head baseball coach at Centralia (Wash.) College in September 2018 prior to accepting the position with the Reds. He also had stints as an assistant coach at Everett Community College, West Virginia University, and the University of Texas-Rio Grande.

Atkinson holds a bachelor's degree in Kinesiology and Sports Administration from Lewis-Clark State College in Idaho and a master's degree from North Central University. The Washington native played baseball at Everett Community College, Centenary College of Louisiana, and Corban University. His father, Ray, is a coach for Chaffey Baseball, a select baseball club in the Pacific Northwest.

Cody resides in Snohomish, Wash., with his wife, Kristina, and sons, Kaiden (born Aug. 2019) and Callen (born Oct. 2022).

DEVELOPMENT

MEDIA



### GARRETT KENNEDY | CATCHING COORDINATOR

**BORN:** DEC. 13, 1992 IN MIAMI, FL      **RESIDES:** FORT LAUDERDALE, FL

Kennedy begins his second season as Catching Coordinator for the Rangers after spending three years (2019-21) as the Major League bullpen catcher for the Minnesota Twins. He joined the coaching ranks following a four-year professional playing career as a catcher in the Los Angeles Dodgers (2015-17) and Seattle (2018) organizations. Kennedy appeared in 236 games as a pro, reaching as high as Triple-A Tacoma in the Seattle system in 2018.

The Miami native was selected by the Dodgers in the 14th round of the 2015 MLB Draft out of the University of Miami, where he played four years from 2012-15 while earning a business law degree. He had a breakout season in his final year as a Hurricane, batting .320 with 7 home runs and 51 RBI to earn him All-ACC third team recognition. He graduated from Archbishop McCarthy (Fla.) High School in 2011, winning back-to-back baseball state titles in 2010-11.

Garrett, and his wife, Tarah, reside in Fort Lauderdale, Fla.





### ALEX RODRIGUEZ | MEDICAL COORDINATOR

**BORN:** JAN. 2, 1990 IN SAN JUAN, PR **RESIDES:** SURPRISE, AZ

Rodriguez is in his 11th season in the Texas Rangers organization and first as Minor League Medical Coordinator. This role is Rodriguez's sixth different assignment within the organization, as his experience includes stints with Double-A Frisco (2019-2021), High-A Down East (2017-18), High-A High Desert (2016), the Rookie-level Arizona League Rangers (2015), and Dominican Summer League Rangers (2012-14).

He spent the 2020 campaign at the club's Alternate Training Site and Dominican Republic complex in addition to working with the Major League club. He has been a part of four championship clubs as the athletic trainer for the DSL Rangers (2013-14), High Desert (2016), and Down East (2017). The Puerto Rico-native is based in Surprise, Ariz.



### HUNTER SCHNEIDER | VIDEO COORDINATOR

**BORN:** SEPT. 3, 1993 IN ORLANDO, FL **RESIDES:** SURPRISE, AZ

Schneider is in his second season as Video Coordinator after serving two years (2020-21) as a minor league video assistant. In his role, he is responsible for the video and data operations for all the club's minor league affiliates while training, developing, and providing support to the data apprentices at each club.

This will be his seventh year in baseball, as he previously served as a minor league video intern for the Milwaukee Brewers (2019) and Cincinnati Reds (2018), and as a video scout for Baseball Info Solutions (2017). Schneider studied sport management at Arkansas State University, where he played two years as a catcher on the baseball team before becoming a student manager.



### ERIC DORTON | FULL-SEASON HITTING COORDINATOR

**BORN:** DEC. 17, 1989 IN CHAMPAIGN, IL **RESIDES:** SURPRISE, AZ

Dorton was promoted to Full-Season Hitting Coordinator this offseason after serving as a hitting coach for Frisco (2022), Down East (2021), and Arizona Complex League Rangers (2019-20). He is in his fifth season as a coach in the Texas organization, a tenure that began as a hitting coach for the Rookie Arizona League Rangers in 2019. He was set to return to that same role prior to the canceled 2020 season, but instead coached in the Fall Developmental League that year. Under his direction in 2019, the Rookie Rangers won the AZL Championship while leading the circuit in most offensive categories including runs (391) and batting average (.291).

Dorton joined the professional ranks after a collegiate coaching tenure that included stops at Lamar (Colo.) Community College (Fall 2018), Cloud County (Kan.) Community College (2016-18), Tarleton State University (2015-16), and West Texas A&M University (2012-15). During that time, Dorton was very active in summer leagues as well, coaching for Amarillo Baseball Academy (2013-2014) and the Swift Current Indians/57's of the WMBL in Canada (2015-2017).

Dorton was an all-region and all-conference center fielder at West Texas A&M University. He attended high school in Alamogordo, N.M., where he was an all-state selection and the no. 1 ranked player in New Mexico in the 2008 class.



### SHARNOL ADRIANA | FLEX HITTING COACH

**BORN:** NOV. 13, 1970 IN WILLENSTAD, CW **RESIDES:** GLENDALE, AZ

Adriana is in his eighth season in the Rangers organization and first as Flex Hitting Coach after an offseason promotion in 2022. He previously worked as hitting coach for the Arizona League Rangers for two seasons (2021-22). He previously served as a hitting instructor for the Dominican Summer League Rangers (2018-19), Low-A Hickory (2017), and Double-A Frisco (2016). Adriana spent 2020 working with the organization's hitters in Arizona during the Fall Developmental League after he was due to assume the role of hitting coach for Short-A Spokane.

Prior to Texas, Adriana spent the 2015 season as a hitting coach for Veracruz in the Mexican League following a playing career that spanned 23 years. He was selected by the Toronto Blue Jays in the 15th round of the 1991 June draft out of Martin Methodist University in Pulaski, Tenn. Adriana went on to play eight seasons in the Blue Jays minor league system before one season in the independent Atlantic League and 14 seasons in Mexico. In 2014, he played his final season at age 43 with Veracruz and Reynosa in the Mexican League.

The Curacao native has extensive experience at the international level, representing the Netherlands national baseball team at the 2000 Summer Olympics in Sydney, 2004 Summer Olympics in Athens, 2006 World Baseball Classic, 2008 Summer Olympics Beijing, and 2009 World Baseball Classic. Adriana was the captain of the Dutch squad at the 2008 Summer Games and had the team's lone hit in a loss to Stephen Strasburg and the United States.

## PERFORMANCE DEPARTMENT



### KAI OKITSU | PHYSICAL THERAPIST

**BORN:** JAN. 24, 1980 IN YOKOHAMA, JAPAN **RESIDES:** SURPRISE, AZ

Okitsu enters his fourth season in the Texas organization as a minor league physical therapist. Shortly before joining the Rangers, Okitsu earned his doctoral degree in Physical Therapy from Texas Woman's University in Dallas in May 2019. He has 10 years of experience as an athletic trainer, as he worked at the University of Dallas from 2010-16 and at Mojave (Nev.) High School from 2008-10. He has also served as a United States Olympic Committee medical volunteer.

In addition to his doctorate, he holds a master's degree in Kinesiology from the University of Nevada, Las Vegas (graduated May 2010) and a bachelor's degree in Exercise and Sport Science from the University of Utah (graduated 2008). Okitsu is a certified athletic trainer and holds a certification as a strength and conditioning specialist from the National Strength and Conditioning Association (NSCA).

FRONT OFFICE

COACHES

PLAYERS

2022 REVIEW

OPPONENTS

RECORDS

DEVELOPMENT

MEDIA


**KEITH COMSTOCK | REHAB PITCHING COORDINATOR**
**BORN:** DEC. 23, 1955 IN SAN FRANCISCO, CA **RESIDES:** SCOTTSDALE, AZ

Comstock, who has been with the Rangers since 2007, is entering his 17th year as rehab pitching coordinator. The former Major League pitcher was honored with the organization's Bobby Jones Player Development Man of the Year Award in 2012. In his first year with the club in 2007, he was the pitching coach for the Arizona League Rangers.

Comstock was with the Angels organization from 2002-06 as both a pitching coach (Cedar Rapids 2002, Arkansas 2003 & 2005, Rancho Cucamonga 2004) and as a roving pitching instructor (2006). He spent the previous nine seasons (1993-2001) in the San Francisco farm system as a manager (1998-2001) and pitching coach (1993-97). He began his managing career in 1998 at Salem-Keizer and led the Volcanoes to the Northwest League title while being named Northwest League Manager of the Year. He also managed at Bakersfield (1999), San Jose (2000), and in the Arizona League (2001).

The left-hander pitched professionally for 17 seasons, appearing in the Majors with Minnesota (1984), San Francisco (1987), San Diego (1987-88), and Seattle (1989-91). He recorded a 10-7 career record with a 4.06 ERA in 144 relief appearances. Comstock also played two seasons (1985-86) in Japan for the Yomiuri Giants. He was originally selected by California in the fifth round of the 1976 June draft.

Keith and his wife, Kathleen, have three children – Christine, Daniel, and Alexandria – and reside in Scottsdale, Ariz.


**HENDERSON LUGO | ASSISTANT REHAB PITCHING COORDINATOR**
**BORN:** SEPT. 15, 1984 IN VALENCIA, VZ **RESIDES:** SURPRISE, AZ

Lugo enters his second season as assistant rehab pitching coordinator, his 11th season with the Rangers. He previously held roles as a rehab pitching coach (2020-21) and pitching coach for Short-A Spokane (2019), the Arizona League Rangers (2016-18), and the Dominican Summer League Rangers (2013-15). During the canceled 2020 campaign, he also worked as a coach in the Fall Developmental League.

Lugo's coaching career began in the St. Louis organization, working as a pitching coach with the Dominican Summer League Cardinals (2008), Venezuelan Summer League Cardinals (2009), and Gulf Coast League Cardinals (2010). He transitioned to a coaching role with the Cardinals following three seasons in their minor league system. He pitched stateside with the Johnson City Cardinals in the Appalachian League in 2006, going 1-4 with a 3.50 ERA over 21 games/3 starts. Lugo has also worked as a bullpen coach for Caribes de Anzoategui in the Venezuelan Winter League during previous offseasons.

Henderson and his wife, Mizbeli, reside in Surprise, Ariz., with their son, Erick.


**JOHN PERRY | STRENGTH AND CONDITIONING - REHAB**
**BORN:** JULY 2, 1990 IN MARRIETA, GA **RESIDES:** SURPRISE, AZ

Perry is in his fourth season in the Texas organization, serving as a rehab strength and conditioning coach in Arizona. He came to the Rangers from the New York Mets, where he worked as a minor league strength coach for Short-A Brooklyn (2019) and Rookie-level Kingsport (2018).

Prior to joining the Mets, Perry was a strength and conditioning coach at Georgia Tech in 2017 – working with the baseball and football teams – and a graduate assistant strength coach at the University of Arkansas at Little Rock from July 2015-May 2017. He also spent a portion of 2015 as a strength and conditioning intern at the University of Georgia.

The Georgia native earned his bachelor's degree from Kennesaw State University and a master's degree in Sports Management from Arkansas-Little Rock. He was a pitcher on the baseball team at Atlanta Christian College from 2009-11.

John and his wife, Kristen, have three children – Reagan (6), Caroline (3), and Ford (born Dec. 2022) – and reside in Surprise, Ariz.


**ALEX SILCOTT | REHAB ATHLETIC TRAINER**
**BORN:** MAY 12, 1996 IN LIBERTY, MO **RESIDES:** LIBERTY, MO

Silcott begins his second season as rehab athletic trainer with the Rangers. He transitioned to the role in 2022 after one season as an athletic trainer for the Arizona League Rangers in 2021. He joined the Rangers following two seasons (2019-20) as an athletic trainer for the Orem Owlz, a former Rookie-level affiliate of the Los Angeles Angels. Silcott's other stops in professional sports include a season-long stint with the Gulf Coast League Orioles in 2018, as well as internships with the Angels (2017) and FC Kansas City (2016) of the National Women's Soccer League.

The Missouri native is a graduate of Central Methodist University in Fayette, Mo., where he spent one season (2014) as a left-handed pitcher on the school's NAIA-level baseball team. In addition to his experience in baseball,

Silcott has served as an athletic trainer for college rodeo and semi-pro box lacrosse.

## MENTAL PERFORMANCE


**DAVID FRANCO | MENTAL PERFORMANCE COACH**
**BORN:** NOV. 10, 1982 IN TORRANCE, CA **RESIDES:** NASHVILLE, TN

Franco begins his second season as Mental Performance Coach with the Rangers and his eighth year in professional baseball. Previously, he served as a mental skills coach for the Seattle Mariners from 2016-21. Franco played four years of baseball at Miami (Ohio) University and holds master's degrees in business administration and psychology. Franco is fluent in Spanish, learning the language at the Costa Rican Language Academy. He also spent one season on the reserve team of the Miami FC professional soccer team.

David and his wife, Whitney, have three children: Rosalie (9), Ella (6), and Cooper (4).



### HANNAH HUESMAN | MENTAL PERFORMANCE COACH

**BORN:** OCT. 18, 1991 IN NASHVILLE, TN **RESIDES:** RICHMOND, VA

Huesman is in her second season with Texas after joining the organization in 2022. She works with the Rangers' player development staff and is involved at all minor league levels as well as the Major League team. She is a certified Mental Performance Coach through the Association for Applied Sport Psychology and came to the Texas organization after serving four years as a mental performance coach and coordinator for the Philadelphia Phillies (2018-21).

A native of Nashville, Tenn., Huesman was a two-sport Division I athlete at the University of Tennessee at Chattanooga, playing softball and basketball for the Mocs. She earned an undergraduate degree from Chattanooga before completing a master's degree in Sport Psychology & Motor Behavior at the University of Tennessee.

Hannah and her husband, Jacob, reside in Richmond, Virginia. Jacob is a former football player at UT-Chattanooga and currently serves as the Quarterbacks Coach for the University of Richmond football team.



### ROY SILVER | LEADERSHIP DEVELOPMENT

**BORN:** SEPT. 22, 1962 IN NEW YORK, NY **RESIDES:** PALM HARBOR, FL

Silver, who was the recipient of the organization's 2016 Bobby Jones Player Development Man of the Year Award, enters his ninth season as a member of the Rangers' player development staff.

From 1999-2015, Silver was the principal owner of The Winning Inning Baseball Academy in Clearwater, Fla. He also spent eight seasons as a minor league manager in the St. Louis and Tampa Bay organizations, amassing a 391-369 record. He last managed in the Tampa Bay organization, leading High-A St. Petersburg in 1998 and 1999. He started his coaching career with the Cardinals in 1992 and advanced through the St. Louis system as a manager with Chandler (1993), New Jersey (1994), Peoria (1995-96), and Prince William (1997). He also worked in a part-time capacity with several organizations from 2000-14.

Silver spent eight seasons from 1984 to 1991 as an outfielder, infielder, and catcher in the Cardinals organization after signing with the club as a non-drafted free agent in 1984. He was a four-time Sunshine State All-Conference selection at Eckard College in Florida, where he was a Division II All-America selection in 1984. He was inducted into the school's Hall of Fame in 2014.

The New York native and his wife, Dana, reside in Palm Harbor, Fla., and have two daughters: Samantha and Olivia.



### DANNY CLARK | PROFESSIONAL DEVELOPMENT, STAFF INTEGRATION AND PITCHING LOGISTICS

**BORN:** OCT. 11, 1969 IN CARTER COUNTY, TN **RESIDES:** ELIZABETHTON, TN

Clark is in his 18th season in the Texas system. The winner of the organization's 2019 Bobby Jones Player Development Man of the Year Award, Clark transitions to a role in professional development, staff integration and pitching logistics after 14 seasons as pitching coordinator.

Clark also spent three seasons as a pitching coach at Low-A Clinton (2007-08) and Short-A Spokane (2006). He came to the Rangers after spending six seasons as the head coach at Milligan College in Johnson City, Tenn. Clark compiled a career 188-143 record at the helm of the Buffaloes and led Milligan to the 2001 Appalachian Athletic Conference championship, in addition to runner-up finishes in 2003 and 2005.

Prior to coaching at Milligan, Clark had coaching stints at Brevard (N.C.) College and East Tennessee State University. He also spent time as the head coach at Morristown West (Tenn.) High School. Clark played college baseball at ETSU and earned a master's degree in Education from Lincoln Memorial (Tenn.) University.

Danny and his wife, Jennifer, have four kids: Cloe, Clare, Colby, and Caliegh.



### NICOLE LINEN | PSYCHOLOGIST

**BORN:** DEC. 13, 1992 IN MILFORD, CT **RESIDES:** DENVER, CO

Linen enters her second season as Psychologist with the Texas Rangers organization. In her role, she helps athletes and staff at all levels with mental health concerns, provides individual services and team consultation, and collaborates with leadership, mental performance and sports medicine staff to manage athlete mental health needs and develop programming.

Prior to joining the Rangers, Linen worked with the Denver Broncos (2020-21) and Auburn University Athletics (2017-2020). Linen holds three post-graduate degrees from Wright State University: a master's degree in clinical psychology (2012), a Master of Business Administration in interdisciplinary business (2013) and a Doctor of Psychology (2015). She completed her undergraduate degree in psychology at Southwestern Assemblies of God University.

Nicole resides in Denver, Col., with her 2-year-old Cavapoo named Rumble. Her wife, Dr. Julia Charles-Linen, is an Associate Professor of English. Her mother, Karen Linen, is a retired RN and her father, Maj. (ret.) Rez Linen, is retired from the Army.

## ARIZONA OPERATIONS



### JOSH MORGAN SR. | MINOR LEAGUE EQUIPMENT MANAGER

**BORN:** DEC. 13, 1992 IN MIAMI, FL **RESIDES:** SURPRISE, AZ

Morgan is in his third season as the club's Arizona Equipment Manager following six years as the assistant equipment manager. In this role, he leads the clubhouse operation at the organization's Surprise complex and also handles equipment orders, inventory, and shipments in addition to field duties. Prior to joining the Rangers, Morgan worked six years in the physical therapy field after attending trade school.

Josh and his wife, Bethany, married in Nov. 2021. The couple resides in Surprise, Ariz., with their daughter, Aalayah (16) and their son, Joshua Jr. (Born Oct. 29).



### CHARLES DICKERSON | MANAGER, RANGERS VILLAGE

**BORN:** FEB. 3, 1986 IN PASADENA, CA **RESIDES:** SURPRISE, AZ

Dickerson begins his first season with the Texas Rangers as Manager of Rangers Village. Before joining the Rangers, Dickerson served as a Manager for the MLB Youth Academy in Compton, Calif. for three years.

A native of Pasadena, Calif., Dickerson has a BA in Communications from La Sierra University, an MA in Coaching and Athletic Administration from Concordia University (Irvine, Miss.), and an MA in Education from California State University, Dominguez Hills.

The 38-year-old resides in Surprise, Ariz., with his wife.

FRONT OFFICE

COACHES

PLAYERS

2022 REVIEW

OPPONENTS

RECORDS

DEVELOPMENT

MEDIA

## ADDITIONAL STAFF

FRONT OFFICE



**AUSTIN ARGUST**  
Assistant,  
Rangers Village



**JUSTIN BEDARD**  
Assistant,  
Player Personnel



**RICH BIRCHER-KARLIN**  
Assistant,  
Pitching Analysis



**ALEXANDER BOOTH**  
Assistant Director of R&D,  
Baseball Systems

COACHES



**STEPHEN COWARD**  
Senior Software Engineer



**OLIVER DYKSTRA**  
Associate Data Engineer



**JASON GRIFFIN**  
Leadership & Life Skills  
Development



**MEGAN JANSSEN**  
Assistant,  
Player Education

PLAYERS



**SAM LINKER**  
Junior Analyst



**WILL MELVILLE**  
Analyst,  
Sports Science



**MAX REICH**  
Baseball Operations  
Video Associate



**TAYLOR ROGERS**  
Junior Analyst

2022 REVIEW

OPPONENTS



**MICHAEL TOPOL**  
Senior Analyst



**EMMA TUNG**  
Biomechanist



**EDUARDO VASQUEZ**  
Analytics Engineer



**RJ WALSH**  
Analytics Coordinator,  
Player Development

RECORDS

DEVELOPMENT



**CALEB WATKINS**  
Applied Biomechanist

MEDIA



## DOUG DAVIS | MANAGER

**BORN:** SEPT. 24, 1962 IN BLOOMSBURG, PA **RESIDES:** BLOOMSBURG, PA

Former Major League catcher Doug Davis joins the organization as Round Rock's manager, bringing more than a decade of minor league managing experience to the position. Davis has spent the last two seasons as manager of the New York Yankees Triple-A affiliate, the Scranton/Wilkes-Barre RailRiders, guiding the club to a combined 151-116 (.565) record over that span. He was originally named to the post prior to the 2020 season, but did not manage due to the COVID-19 pandemic.

Before managing the RailRiders, Davis spent the prior three seasons (2017-19) as the club's bullpen coach. He came to the Yankees organization following an 11-year stint as a coach in the Toronto Blue Jays farm system, where he was deployed as a minor league field coordinator (2010-16), minor league catching coordinator (2009), and manager for Triple-A Syracuse (2007-08) and Double-A New Hampshire (2006). The 60-year-old has also held managerial positions with Short-A Pittsfield (1996-97), Single-A Capital City (1998), and Double-A Binghamton (1999-2000) in the New York Mets system, winning the New York-Penn League Championship in 1997 and the South Atlantic League Championship in 1998.

Between stints with the Mets and Blue Jays, Davis spent three seasons with the Florida Marlins (2003-05) organization and served as a minor league field coordinator for the Montreal Expos in 2001. His Marlins tenure included two campaigns as the Major League bench coach (2003-04), as he was a member of the club's World Series-winning team in 2003. Davis began his coaching career in 1996 with Single-A Lake Elsinore in the Los Angeles Angels system.

As a player, he saw action in seven Major League contests with California (1988) and Texas (1992) over a 12-year professional career, with his lone appearance as a Ranger coming as a defensive replacement for Iván Rodríguez on April 23, 1992 vs. Detroit. Davis was originally selected by the Angels in the ninth round of the 1984 MLB Draft out of North Carolina State University and went on to compile a lifetime .239 average, 45 home runs, and 293 RBI across 790 minor league games.

### MANAGERIAL CAREER

YEAR	CLUB	LEAGUE	— FIRST HALF/ FULL SEASON —			— SECOND HALF —		
			W	L	FINISH	W	L	FINISH
1996	Pittsfield	New York-Penn League/Short-A	46	29	a-2nd			
1997	Pittsfield	New York-Penn League/Short-A	42	32	b-1st			
1998	Capital City	South Atlantic League/A	90	51	c-1st			
1999	Binghamton	Eastern League/AA	54	88	7th			
2000	Binghamton	Eastern League/AA	82	58	d-1st			
2006	New Hampshire	Eastern League/AA	68	73	4th			
2007	Syracuse	International League/AAA	64	80	5th			
2008	Syracuse	International League/AAA	69	73	4th			
2020	Scranton/Wilkes-Barre	International League/AAA	Season Cancelled					
2021	Scranton/Wilkes-Barre	Triple-A East/Northeast Division	68	49	2nd	7	3	3rd
2022	Scranton/Wilkes-Barre	International League/AAA	83	67	2nd			
<b>TOTALS</b>			<b>673</b>	<b>603</b>	<b>.527</b>			

a - Lost to Vermont, 0-2, in semifinals. b- Defeated Erie, 2-0, in semifinals; Defeated Batavia, 2-1, in championship. c- Defeated Piedmont, 2-0, in quarterfinals; Defeated Hagerstown, 2-1, in semifinals; Defeated Greensboro, 2-1, in championship. d- Los to New Haven, 1-3, in semifinals.



## DAVE BORKOWSKI | PITCHING COACH

**BORN:** FEB. 7, 1977 IN DETROIT, MI **RESIDES:** HOLLAND, OH

Former MLB pitcher Dave Borkowski (Boar-COW-ski) enters his first season with Texas and 14th year in coaching after spending the last five seasons as a minor league instructor with the Los Angeles Dodgers (2018-22). In 2022, he served as the pitching coach for Triple-A Oklahoma City, overseeing a staff that ranked among Pacific Coast League team leaders in hits allowed (1st, 1245), HR allowed (2nd, 165), ERA (3rd, 4.87), and SO (3rd, 1439).

Borkowski began his tenure with the Dodgers organization as a pitching coach with Double-A Tulsa (2018-21) following an 11-year stint as a minor league coach in the Houston Astros farm system. With Houston, he was staffed as a pitching coach at Double-A Corpus Christi (2016-18), Low-A Lexington/Quad Cities (2011-15), and Rookie-level Greeneville (2010). He also spent the fall of 2013 as pitching coach for the Peoria Javelinas of the Arizona Fall League.

Prior to joining the coaching ranks, Borkowski enjoyed a 15-year professional playing career that saw him post a 13-20 record and 5.87 ERA over 181 games/21 starts across seven MLB seasons with the Detroit Tigers (1999-2001), Baltimore Orioles (2004), and Houston (2006-08). He was originally selected by Detroit in the 11th round of the 1995 MLB Draft out of Sterling Heights (Mich.) High School.

Dave and his wife, Jill, reside in Holland, Ohio.



## DEMETRE KOKORIS | BULLPEN COACH

**BORN:** NOV. 22, 1983 IN SAN MARINO, CA **RESIDES:** PHOENIX, AZ

Kokoris joins the Round Rock staff as bullpen coach after serving as pitching coach at Low-A Down East in 2022, his first with the Texas organization. Prior to joining the Rangers, he spent three seasons as a pitching instructor in the Toronto Blue Jays minor league system. He made his professional coaching debut as a pitching coach with the Short-A Vancouver Canadians (2019-20) before filling in as the club's rehab pitching coach in 2021.

Before his Blue Jays tenure, Kokoris gathered several years of experience tutoring pitchers at the collegiate level, including stops at Point Loma Nazarene University in San Diego, Santa Barbara City College, Chemekata Community College in Salem, Ore., and the University of Oregon. He also currently serves as pitching coach for the Greek National Team, a post he has manned since joining the team's staff for the 2021 European Baseball Championship tournament in Turin, Italy.

The San Marino, Calif., native graduated in 2006 with a bachelor's degree in Sport and Entertainment Management from the University of South Carolina, where he also served as a student-manager for the baseball program. He went on to earn a master's in Business Administration with a concentration in Applied Sport Psychology from Cal State Fullerton in 2010.



FRONT OFFICE


**MATT LAWSON | HITTING COACH**
**BORN:** NOV. 18, 1985 IN JOPLIN, MO

**RESIDES:** GEORGETOWN, TX

Former Rangers farmhand Matt Lawson returns for his second season as Round Rock's hitting coach after serving as an assistant coach, hitting instructor, and recruiting coordinator at his alma mater, Missouri State University, from 2014-21. Over a four-year period from 2015-18, the Bears claimed three regular season conference titles, three NCAA postseason bids, two NCAA Super Regional crowns, and 170 overall victories—the best four-year win total in program history. He also served as manager for the Kalamazoo Growlers of the summer collegiate Northwoods League in 2016.

The Missouri native was selected by the Rangers in the 14th round of the 2007 MLB Draft and played seven professional seasons as an infielder in the Texas (2007-10), Seattle (2010), and Cleveland (2011-13) organizations, batting .279 with 33 home runs and 238 RBI in 598 minor league games. With Texas, he was named Short-A Spokane's team MVP as a rookie in 2007 and a league All-Star for High-A Bakersfield (2009) and Double-A Frisco (2010) before he was involved in the 2010 trade that brought Cliff Lee to the Rangers.

Matt and his wife, Mallory, have two sons, Luke (6) and Bo (2), and reside in Georgetown, Texas. He holds an undergraduate degree in psychology and a graduate degree in sports management – both from Missouri State.

COACHES


**CHASE LAMBIN | BENCH COACH**
**BORN:** JUNE 7, 1979 IN HOUSTON, TX

**RESIDES:** GEORGETOWN, TX

Lambin reprises his role as Triple-A bench coach for a second straight season after serving as Round Rock's hitting coach in 2021. The 2023 campaign will mark Lambin's ninth in the Texas organization. He spent the canceled 2020 season as a member of the Rangers' Fall Developmental League coaching staff and has previous stops as a hitting coach for High-A Down East (2019), Low-A Hickory (2018), Short-A Spokane (2017), and the Rookie-level Arizona League Rangers (2016). He first joined the Rangers as a member of the Spokane coaching staff in 2015.

Lambin's coaching tenure follows a playing career that spanned 13 seasons. He was selected by the New York Mets in the 34th round of the 2002 June draft out of the University of Louisiana at Lafayette and played in the Mets, Marlins, Nationals, Twins, and Royals organizations. He concluded his career in 2014 with Sugar Land of the independent Atlantic League, playing in 106 games with the Skeeters. He also has international experience, spending the 2009 season with Chiba Lotte in Japan. The versatile defender appeared at every position except catcher over the course of his career.

Chase and his wife, Sara, have two children: Chase and Stella.

PLAYERS

2022 REVIEW


**JOSH JOHNSON | DEVELOPMENT COACH**
**BORN:** JAN. 11, 1986 IN TAMPA, FL

**RESIDES:** TAMPA, FL

Johnson returns to the Round Rock staff in 2023 as a development coach, a role he filled last season before serving as Major League first base coach with the Rangers over the final three months of the 2022 campaign. He originally joined the Texas organization in 2019 as a coach at then Low-A Hickory and spent the canceled 2020 season as a coach in the Fall Developmental League after he was slated to manage at High-A Down East. Before coming to the Rangers, Johnson spent one season as the San Diego Padres' Major League Infield Coach in 2018.

Johnson owns a career 110-113 (.493) record over three seasons as a minor league manager, most recently leading Hickory to a 46-68 mark in 2021. He previously skipped the Gulf Coast League Nationals in the Washington farm system from 2016-17, earning GCL Manager of the Year honors in 2017 after guiding the club to a runner-up finish. Under his guidance, outfielder Juan Soto was named GCL Most Valuable Player in 2016.

The switch-hitting infielder played professionally for 12 seasons in the Kansas City (2004-09) and Washington (2010-15) organizations. He finished his career with a .252 batting average, 35 home runs, 384 RBI, 131 stolen bases, and more walks (621) than strikeouts (614) over 1,069 minor league games, reaching as high as the Triple-A level. The Florida native was selected by the Royals in the 3rd round of the 2004 June draft out of Middleton (Fla.) High School. He was an All-America selection in baseball at Middleton and bypassed a full scholarship to the University of Texas to sign with the Royals.

OPPONENTS

RECORDS


**WILL WHITEHEAD | ATHLETIC TRAINER**
**BORN:** NOV. 19, 1974 IN TYLER, TX

**RESIDES:** BULLARD, TX

Whitehead joins the Texas organization following a two-year stay in the Los Angeles Angels farm system, where he worked as a trainer for Double-A Rocket City (2022) and High-A Tri-City (2021). He brings 13 years of experience in professional baseball to the position, as he previously spent 11 years as a trainer in the Colorado Rockies organization.

Before breaking into pro baseball, Whitehead worked as an Athletic Trainer for both the Winter X Games and the Texas Tech University baseball team. He graduated from Texas Tech University Health Sciences Center with a master's degree in athletic training in 2005 after earning his undergraduate degree from Stephen F. Austin State University.

Will and his wife, Jenn, reside in Bullard, Tex. with their two daughters: Charley (13) and Avery (11).

DEVELOPMENT

MEDIA


**WADE LAMONT | STRENGTH AND CONDITIONING COACH**
**BORN:** JUNE 25, 1984 IN OMAHA, NE

**RESIDES:** FRISCO, TX

Lamont returns for his second season as Round Rock's strength and conditioning coach, marking his 11th year in the Texas organization. He spent the canceled 2020 season on the Alternate Training Site staff and has previous stops as a strength coach at Double-A Frisco (2017-19), Low-A Hickory (2013-16), and the Rookie Arizona League Rangers (2012).

Lamont was selected by the Detroit Tigers in the 29th round of the 2007 June draft out of Flagler (Fla.) College, where he batted .320 with 11 home runs and 47 RBI as a junior. The Florida native played three seasons in the Tigers farm system and finished his professional career in 2009 with Windy City of the independent Frontier League.

Wade's father, Gene, played parts of five seasons in the Majors with the Detroit Tigers and managed eight years with the Chicago White Sox and Pittsburgh Pirates.



**2022 ROUND ROCK EXPRESS (AAA) SEASON RECAP**

**Record: 79-71, 3rd, 11.0 GB (Pacific Coast League, East Division)**

The Express finished 79-71 (.527) under the tutelage of manager Matt Hagen, posting the highest win total by a Texas Triple-A affiliate since Round Rock in 2011 (.87). The pitching staff ranked 5th among the Pacific Coast League's 10 teams in ERA (.4.97), while the offense posted the circuit's 3rd-lowest OPS (.781). OF Bubba Thompson was selected to *Baseball America's* Triple-A postseason All-Star team after batting .303/.355/.474/.829 over 80 G with the Express, and finished 2nd in the PCL in stolen bases (49) despite a mid-season call up on Aug. 4.

BATTERS	AVG	G	AB	R	H	TB	2B	3B	HR	RBI	BB	IBB	SO	SB	CS	OBP	SLG	OPS	SF	SAC	HBP	DP
Sherten Apostel	.224	19	67	12	15	29	5	0	3	15	10	0	31	0	0	.325	.433	.758	0	0	0	1
Diosbel Arias	.272	77	250	34	68	99	16	0	5	35	29	0	68	0	0	.352	.396	.748	2	0	3	8
Kole Calhoun*	.300	3	10	2	3	4	1	0	0	0	3	0	4	0	0	.462	.404	.862	0	0	0	0
Willie Calhoun*	.217	21	80	18	24	34	1	0	5	20	6	0	13	0	0	.264	.410	.673	2	0	0	3
Matt Carpenter*	.275	21	80	15	22	49	5	2	6	19	14	0	20	1	1	.379	.613	.991	1	0	0	1
Franny Chavez#	.227	7	22	1	5	8	1	0	0	2	0	0	5	0	0	.127	.364	.591	0	0	0	1
Blaine Crix	.278	13	54	5	15	16	1	0	0	5	2	0	13	0	0	.298	.294	.595	1	0	0	1
Ryan Dorow	.237	112	371	59	88	131	19	3	6	44	44	0	97	2	3	.322	.353	.675	3	2	4	8
Steven Duggan*	.184	11	38	5	7	12	2	0	1	5	11	0	13	3	0	.360	.316	.676	1	0	0	1
Ezequiel Duran	.283	33	145	18	41	77	9	0	9	26	7	0	43	7	5	.316	.531	.847	2	0	1	4
Sandro Fabian	.212	32	99	21	21	39	6	0	4	13	7	0	18	0	0	.284	.394	.678	0	0	3	2
Mitch Garver	.333	1	3	2	1	1	0	0	0	0	0	0	2	0	0	.500	.333	.833	0	0	0	0
Elier Hernandez	.298	89	319	56	95	167	21	6	13	57	24	0	64	10	2	.356	.524	.880	2	0	6	11
Yonny Hernandez#	.000	1	3	0	0	0	0	0	0	0	0	0	0	0	0	.000	.000	.000	0	0	0	0
Sam Huff	.260	63	246	46	64	131	4	0	21	50	25	1	85	0	0	.336	.533	.868	0	0	3	8
Andy Ibanez	.255	73	282	38	72	110	18	1	6	31	28	0	48	5	2	.330	.390	.720	1	0	4	3
Josh Jung	.273	23	99	15	27	52	7	0	6	24	4	0	30	1	0	.321	.525	.846	0	0	3	1
Nash Knight#	.253	29	95	14	24	38	6	1	2	20	22	0	32	0	2	.408	.400	.808	0	0	3	2
Jack Kruger	.175	20	57	5	10	10	0	0	0	3	4	0	17	0	0	.242	.175	.417	0	0	1	1
J.P. Martinez*	.199	41	141	20	18	57	7	2	6	19	24	0	53	14	0	.319	.404	.724	0	1	1	1
Mark Mathias	.345	8	29	7	10	15	2	0	1	4	4	0	9	5	0	.429	.517	.946	1	0	1	2
Brad Miller*	.000	2	8	1	0	0	0	0	0	0	1	0	5	0	0	.111	.000	.111	0	0	0	0
Yohel Pozo	.320	65	253	37	81	120	21	0	6	38	11	1	32	0	1	.352	.474	.826	1	0	2	8
Vinson Ramos	.222	3	9	1	2	2	0	0	0	0	0	0	2	0	0	.300	.222	.522	0	0	0	1
Zach Reles*	.331	34	121	24	40	70	10	1	6	21	15	0	36	1	1	.421	.579	1.000	0	0	4	1
Josh Sale*	.229	72	236	33	54	99	10	1	11	33	37	0	81	3	2	.343	.420	.763	0	0	4	3
Josh Smith*	.290	55	221	45	64	103	13	4	6	45	33	0	54	9	4	.395	.466	.861	1	0	6	4
Nick Solak	.278	57	223	38	62	109	15	1	10	45	30	0	51	6	0	.371	.489	.860	2	0	4	4
Nick Tanelu	.236	89	280	42	66	106	18	2	6	40	33	0	62	2	1	.322	.379	.700	1	1	3	3
Leody Taveras*	.294	49	204	34	60	99	12	3	7	29	14	0	48	7	4	.335	.485	.820	3	0	0	4
Bubba Thompson	.304	80	346	77	105	164	12	4	13	48	22	1	95	49	3	.355	.474	.829	1	0	6	1
Meibrys Vilorio*	.280	54	175	38	49	77	13	0	5	28	40	1	49	2	0	.422	.440	.862	0	0	3	7
Steele Walker*	.278	50	191	32	53	83	9	0	7	26	20	0	35	6	3	.356	.435	.788	1	0	3	1
Davis Wendzel	.207	85	314	43	65	125	9	0	17	51	37	0	94	2	1	.287	.398	.685	4	0	0	8
Matt Whitley	.230	29	74	14	17	25	2	0	2	7	10	0	22	0	1	.314	.338	.652	2	6	0	2
Eli White	.000	3	7	0	0	0	0	0	0	0	0	0	3	0	0	.000	.000	.000	0	0	0	0
<b>TEAM TOTAL</b>	<b>.262</b>	<b>150</b>	<b>5155</b>	<b>852</b>	<b>1352</b>	<b>2261</b>	<b>275</b>	<b>32</b>	<b>190</b>	<b>803</b>	<b>573</b>	<b>4</b>	<b>1334</b>	<b>135</b>	<b>37</b>	<b>.342</b>	<b>.439</b>	<b>.781</b>	<b>32</b>	<b>10</b>	<b>68</b>	<b>105</b>

PITCHERS	W-L	ERA	G	GS	CG	SV	IP	H	R	ER	HR	HB	BB	SO	BK	WP	TBF	WHIP	H9	BB9	SO9
Albert Abreu	0-0	0.00	3	0	0	0	3.0	1	1	0	0	0	2	0	0	11	0.333	3.00	0.00	6.00	
A.J. Alexy	4-6	5.91	31	16	0	0	96.0	108	67	63	25	1	56	103	0	5	437	1.708	10.10	5.30	9.70
Kolby Allard*	3-3	4.65	20	20	0	0	89.0	81	50	46	21	2	38	113	1	7	383	1.337	8.20	3.80	11.40
Grant Anderson	0-0	6.39	8	0	0	0	12.2	16	10	9	2	0	5	16	0	1	57	1.658	11.40	3.60	11.40
Justin Anderson	0-0	6.00	3	0	0	0	3.0	2	2	2	1	0	3	4	0	2	13	1.667	6.00	9.00	12.00
Kobei Arihara	3-6	4.86	19	15	0	0	74.0	80	44	40	10	6	19	64	1	2	320	1.338	9.70	2.30	7.80
Jason Bahr	2-1	5.90	20	0	0	0	39.2	47	31	26	8	0	24	46	0	7	186	1.790	10.70	5.40	10.40
Joe Barlow	0-0	6.75	2	0	0	0	1.1	2	1	1	0	0	1	2	0	0	7	2.250	13.50	6.80	13.50
Hever Bueno	3-1	7.82	30	0	0	1	38.0	41	39	33	7	2	30	54	0	6	187	1.868	9.70	7.10	12.80
Kyle Cody	0-0	3.66	12	2	0	1	19.2	20	8	8	1	0	5	21	0	5	81	1.271	9.20	2.30	9.60
Tyler Duffey	1-0	0.00	4	0	0	0	5.0	5	1	0	0	0	4	5	0	1	24	1.800	9.00	7.20	9.00
Demarcus Evans	2-3	3.82	32	0	0	4	33.0	22	15	14	4	0	22	44	1	2	146	1.333	6.00	6.00	12.00
Taylor Hearn*	1-0	6.00	3	2	0	0	12.0	8	8	8	3	0	6	20	0	1	49	1.167	6.00	4.50	15.00
Jonathan Hernandez	2-2	4.05	15	0	0	0	13.1	13	7	6	1	0	13	16	0	1	65	1.950	8.80	8.80	10.80
Spencer Howard	3-6	4.73	14	12	0	0	59.0	55	35	31	6	3	25	73	0	4	254	1.322	8.10	3.80	11.10
Lucas Jacobsen*	0-0	1.80	5	1	0	0	5.0	3	1	1	1	0	3	10	0	1	22	1.200	5.40	5.40	18.00
James Jones*	0-0	5.93	16	0	0	1	13.2	9	12	9	0	3	13	19	0	3	66	1.621	5.90	8.60	12.50
Zak Kent	1-1	1.67	5	5	0	0	27.0	17	7	5	2	0	13	23	0	0	108	1.111	5.70	4.30	7.70
Dallas Keuchel*	1-0	2.31	4	4	0	0	23.1	13	6	4	1	0	11	22	0	1	91	1.029	5.00	4.20	8.50
John King*	2-1	7.27	14	0	0	0	17.1	20	16	14	5	1	7	18	1	2	80	1.558	10.40	3.60	9.30
Jake Latz*	5-5	5.77	19	10	0	0	53.0	59	36	34	12	1	31	59	2	2	243	1.498	10.00	5.30	10.00
Jose Leclerc	0-1	5.40	7	0	0	0	6.2	5	4	4	0	1	5	8	0	0	31	1.500	6.80	6.80	10.80
Chase Lee	1-1	5.46	30	0	0	2	31.1	40	22	19	2	1	11	41	0	2	144	1.628	11.50	3.20	11.80
Tyson Miller	4-7	4.52	29	16	0	1	89.2	91	51	45	14	6	40	114	0	2	398	1.461	9.10	4.00	11.40
Matt Moore*	1-0	0.00	2	0	0	0	5.0	2	0	0	0	0	1	7	0	0	17	0.600	3.60	1.80	12.60
Seth Nordin	0-0	6.75	2	1	0	0	4.0	6	3	3	0	0	2	3	0	0	20	2.000	13.50	4.50	6.80
Glenn Otto	0-1	2.79	3	3	0	0	9.2	8	4	3	1	0	3	12	0	0	40	1.138	7.40	2.80	11.20
Fernery Ozuna	1-0	9.31	13	0	0	0	19.1	25	20	20	2	3	13	23	0	1	93	1.966	11.60	6.10	10.70
Spencer Patton	4-2	6.44	24	0	0	1	29.1	33	24	21	8	2	17	40	1	3	137	1.705	10.10	5.20	12.30
Cole Ragans*	3-2	3.32	8	8	0	0	43.1	34	18	16	4	4	12	48	0	2	178	1.062	7.10	2.50	10.00
Garrett Richards	1-0	9.00	1	0	0	0	1.0	3	2	1	0	0	0	1	0	0	6	3.000	27.00	0.00	9.00
Daniel Robert	4-4	6.28	37	0	0	2	38.2	33	29	27	3	0	27	48	0	5	174	1.552	7.70	6.30	11.20
Ryder Rodriguez	4-1	4.27	49	5	0	4	59.0	60	31	28	9	2	32	73	2	2	268	1.559	9.20	4.90	11.10
Yerry Ryan	5-4	3.64	47	0	0	1	59.1	53	30	24</											

# FRISCO ROUGHRIDERS (AA)

FRONT OFFICE



## CARLOS CARDOZA | MANAGER

**BORN:** JAN. 19, 1987 IN SAN JUAN, PR **RESIDES:** WACO, TX

Cardoza will manage Frisco in 2023 after skipping High-A Hickory to a 66-65 (.504) record and 3rd-place finish in the South Atlantic League South Division in 2022. In 2021, he captained the Low-A Down East Wood Ducks to a 72-48 (.600) mark and Low-A East Championship Series appearance. Overall, Cardoza's clubs have combined to amass a 312-207 (.601) record during his six seasons as a manager in the Texas farm system, beginning with stints with the Rookie-level Arizona League Rangers (2019) and Dominican Summer League Rangers (2016-18).

Originally slated to lead the organization's Low-A club in 2020 (Hickory), Cardoza instead coordinated camp and managed a group of prospects in the Fall Developmental League, with both Rangers entries combining to post a 29-10-5 record. In 2019, he led the AZL Rangers to their second league championship in club history after directing extended spring training activities in Surprise, Ariz.

Prior to moving stateside, his DSL Rangers clubs posted a 141-71 (.665) record while twice reaching the league championship series. In 2018, he oversaw all field activities in the Dominican Republic, with both DSL teams winning their divisions and reaching the postseason for the first time in team history.

The Puerto Rico native joined the organization in July 2015 and coached a group of Texas prospects in the Dominican Parallel League. Cardoza was hired by Texas following two years as the head coach at his alma mater, Decatur High School in Georgia. Cardoza played two years at Georgia State University and two years at Armstrong Atlantic State, where he was a gold glove second baseman and All-Peach Belt Conference choice. He also played a year of professional baseball in the Puerto Rican Federation League. His grandfather, Carlos Cardoza Montalvo, also played in Puerto Rico.

COACHES

### MANAGERIAL CAREER

### — FIRST HALF/FULL SEASON —

### — SECOND HALF —

YEAR	CLUB	LEAGUE	W	L	FINISH	W	L	FINISH
2016	DSL Rangers	Dominican/R	51	19	a-1st			
2017	DSL Rangers	Dominican/R	42	28	2nd			
2018	DSL Rangers	Dominican/R	48	24	b-1st			
2019	AZL Rangers	Arizona/R	19	9	c-1st	14	14	4th
2021	Down East	Low-A East/Central Division	72	48	d-1st			
2022	Hickory	South Atlantic/High-A	38	28	2nd	28	37	5th
<b>TOTALS</b>			<b>312</b>	<b>207</b>	<b>.601</b>			

a-Defeated DSL Red Sox2, 2-1, in semifinals; Lost to DSL Red Sox1, 3-1, in championship. b-Defeated DSL Cardinals Blue, 2-0, in quarterfinals; Defeated DSL Rockies, 2-0, in semifinals; Lost to DSL Rays1, 3-2, in championship. c-Defeated AZL Dodgers Mota in Round 1; Defeated AZL Giants Orange in semifinals; Defeated AZL Indians Blue, 2-0, in championship. d-Lost to Charleston, 3-2, in championship.

PLAYERS

2022 REVIEW

## JOSH ZEID | PITCHING COACH

**BORN:** MARCH 24, 1987 IN NEW HAVEN, CT **RESIDES:** FRIENDSWOOD, TX

Zeid joins the Texas organization as the pitching coach at Double-A Frisco after spending the last four seasons as a rehab pitching coordinator and minor league pitching analyst for the Chicago Cubs (2019-22). He enjoyed a 10-year professional playing career as a right-handed pitcher from 2009-18, posting an 0-1 record and 5.21 ERA over 48 relief outings in the Major Leagues with the Houston Astros (2013-14).

Zeid compiled a 46-29 record, 4.39 ERA, and 621 strikeouts over 291 appearances/70 starts in the minor leagues with the Philadelphia (2009-11), Houston (2011-14), Detroit (2014), New York-NL (2016), and St. Louis (2017) organizations. He was originally selected by the Phillies in the 10th round of the 2009 MLB Draft and was involved in the five-player trade that sent former MLB All-Star OF Hunter Pence from Houston to Philadelphia on July 29, 2011.

This spring, he is expected to serve as pitching coach on the staff of Team Israel in 2023 World Baseball Classic alongside Rangers Hall of Famer Ian Kinsler, who will manage the team. Zeid pitched for Israel in the WBC in both 2013 and 2017, as well as the 2020 Olympics in Tokyo. He was one of three pitchers named to the 2017 All-World Baseball Classic Team (also U.S.A.'s Marcus Stroman and Japan's Kodai Senga), becoming the first member of Team Israel ever to earn an All-Tournament Team selection. A native of Friendswood, Texas, Zeid officially became an Israeli citizen in 2019.

The 35-year-old pitched collegiately at Vanderbilt University (2005-07) and Tulane University (2008-09), and prepped at Hamden (Conn.) Hall Country Day School. As a high school senior in 2004, he was named the Gatorade Connecticut High School Player of the Year and ranked as the no. 27 pro prospect in the country by Baseball America.

Josh and his wife, Stephanie, have two sons: Parker (8) and Barrett (4).

OPPONENTS

RECORDS



## RYAN TUNTLAND | HITTING COACH

**BORN:** APRIL 30, 1991 IN DES PLAINES, IL **RESIDES:** ARLINGTON HEIGHTS, IL

Tuntland joins Double-A Frisco's staff as a hitting coach after holding the same role with High-A Hickory (2022) the Arizona Complex League Rangers (2021). 2023 will mark his third season with the Rangers following a stint with the baseball program at Ohio University, where he served as Director of Hitting Development in 2019. Tuntland carries extensive experience in college baseball, including stops at Oakland (Ill.) Community College (2017-18), the University of Texas Rio Grande Valley (2017), and his alma mater, West Virginia University (2016-17).

After playing collegiately at both Oakton CC and WVU, the Illinois native was selected by the San Francisco Giants in the 29th round of the 2013 June draft and enjoyed a two-year stint as a minor league infielder from 2013-14. In 2015, he appeared in 13 games with the Schaumburg Boomers of the independent Frontier League before making the transition to coaching.

DEVELOPMENT



MEDIA

**TRIPP KEISTER | BENCH COACH****BORN:** SEPT. 27, 1970 IN NEU BRUCKE, WEST GERMANY**RESIDES:** NEWARK, DELAWARE

Keister, 52, joins the Texas organization as a bench coach with Double-A Frisco, bringing 27 years of minor league and collegiate coaching experience to the position. He joins the Rangers following an 11-year run as a minor league manager in the Washington Nationals farm system, where he served as skipper of Double-A Harrisburg (2021-22), Single-A Fredericksburg/Potomac/Hagerstown (2013-20), and the Rookie-level Gulf Coast League Nationals (2012).

Keister's Harrisburg clubs combined to go 94-161 (.369) over the last two seasons, including a 52-85 (.379) record and 5th-place finish in the Eastern League Southwest Division in 2022. He led the Potomac Nationals to a total of three Postseason appearances (2018, 2016, 2014), capturing a Mills Cup Championship in 2014. He led the P-Nats to a 78-58 (.574) regular season record that year, earning Carolina League Manager of the Year honors. In 2018, Keister managed eventual Major League All-Star Juan Soto and each of Washington's Minor League award winners (Carter Kieboom, Ben Braymer, Wil Crowe and Jake Noll). He completed his first-ever professional coaching assignment as manager of the GCL Nationals in 2012, overseeing the development of future big league stars Anthony Rendon and Lucas Giolito.

Keister also spent 12 seasons as a coach at the collegiate level, most recently with Division III Wesley (Del.) College where he split duties as associate athletic director and head baseball coach (2005-11). Additionally, he has held appointments on staffs at Delaware State University (Head Coach, 1998-2000) and the University of South Carolina (Asst. Coach, 1996-98). Between coaching stints, he spent five years as an area scout for the San Diego Padres from 2000-04.

The Delaware native enjoyed a four-year playing career as an outfielder in the minors after being selected by New York-NL in the 32nd round of the 1992 MLB Draft, topping out at Double-A Binghamton in the Mets system. Keister holds a bachelor's degree in physical education from the University of Delaware and a master of business administration degree from Wesley College.

Tripp resides in Newark, Del. and has three children: Madison (23), Kevin (21), and Kristin (18).

**KAWIKA EMSLEY-PAI | DEVELOPMENT COACH****BORN:** SEPT. 3, 1988 IN BOTHELL, WA**RESIDES:** LAKE STEVENS, WA

Emsley-Pai enters his third season in the Texas organization, joining Frisco's staff as a development coach after serving in the same role at High-A Hickory (2022) and Triple-A Round Rock (2021). He brings nearly three years of experience as a head coach at the collegiate level, skipping the Centralia (Wash.) College baseball team from 2019-21. He is one of two members of Texas' minor league staff to previously serve as the head coach at Centralia, as Director of Hitting Cody Atkinson briefly manned the position during the Fall of 2018. Prior to his stint at Centralia, Emsley-Pai had a three-year stint as an education advocate at a maximum-security juvenile rehabilitation facility.

A former catcher in the minor leagues, Emsley-Pai spent six seasons with the Diamondbacks (2010) and Pirates (2011-15) organizations, topping out at Double-A Altoona in 2014. He was originally selected by Arizona in the 10th round of the 2010 June draft out of Lewis-Clark State College in Lewiston, Idaho, where he batted .309 with 6 home runs and 40 RBI across two campaigns (2009-10) after appearing in 14 games as a freshman for the University of Texas in 2008. The Washington native was also a three-year letterwinner as an outfielder, pitcher and catcher at H.M. Jackson High School in Mill Creek, Wash., where he also starred as a wide receiver and safety on the football team.

Kawika resides in Lake Stevens, Wash., with his wife, Krysta, and sons, Keoni (4) and Kainoa (2).

**YUICHI TAKIZAWA | ATHLETIC TRAINER****BORN:** SEPT. 7, 1985 IN HOKKAIDO, JAPAN**RESIDES:** LAS VEGAS, NV

Takizawa, who is scheduled to serve as a medical athletic trainer for Team Chinese Taipei in the 2023 World Baseball Classic, is entering his sixth season in the Texas organization and second as the athletic trainer for the Frisco RoughRiders. He previously served as High-A Hickory athletic trainer (2021), rehab athletic trainer in Arizona (2018-19), and was set to be the trainer at Short-A Spokane in 2020 before the minor league season was canceled. Takizawa completed an internship with the Kansas City Royals in 2017, working at the club's Double-A affiliate in Northwest Arkansas. The Hokkaido native holds degrees from HOSEI University in Japan and Southern Arkansas University.

Yuichi and his wife, Chika, were married on 1/1/18. His daughter, Hono, was born on 12/15/18.

**JONATHAN NAZARKO | STRENGTH AND CONDITIONING COACH****BORN:** JAN. 7, 1992 IN EAST LYME, CT**RESIDES:** TAMPA, FL

Nazarko enters his fourth season in the Texas organization and second as the strength and conditioning coach for Double-A Frisco. He spent the 2021 season in the same role at High-A Hickory, and he was slated to serve on the High-A Down East staff before the 2020 campaign was canceled.

He came to the Rangers from his alma mater, the University of Rhode Island, where he was a strength and conditioning coach for four years. At Rhode Island, Nazarko was the primary strength coach for the Rams' baseball, women's basketball, and men's and women's soccer programs. He also served one season in the Boston Red Sox organization as a strength and conditioning coach for the Low-A Greenville Drive. Nazarko holds bachelor's and master's degrees in Kinesiology from Rhode Island, where he played baseball and basketball. In 2014, he was the only Division I athlete to play both sports in the same academic year.

Jonathan resides in Bradenton, FL., with his wife, Cate, and their son, Luca.

## 2022 FRISCO ROUGHRIDERS (AA) SEASON RECAP

**Record: 74-63, 1st, 5.5 GA (Texas League, South Division)  
 Defeated San Antonio, 2-0, in Division Series; Defeated Wichita, 2-0, in Championship Series**

Frisco swept its way through the Texas League postseason (4-0) to claim the franchise's first league title since 2004. 2022 TL Manager of the Year Jared Goedert captained the RoughRiders to a 74-63 (.540) regular season record and 1st place finish in the Texas League South division. The team led the TL with 259 doubles, and ranked 3rd on circuit in both ERA (4.70) and OPS (.789). The Rangers Minor League Defender of the Year, Jonathan Ornelas, tied the Riders single-season hits record with a league-leading 157 hits, while Cole Ragans was selected as the organization's Nolan Ryan Pitcher of the Year after going 8-5 with a 3.04 ERA over 18 starts between Frisco and Round Rock.

FRONT OFFICE

COACHES

PLAYERS

2022 REVIEW

OPPONENTS

RECORDS

DEVELOPMENT

MEDIA

BATTERS	AVG	G	AB	R	H	TB	2B	3B	HR	RBI	BB	IBB	SO	SB	CS	OBP	SLG	OPS	SF	SAC	HBP	DP
Luisangel Acuna	.224	37	152	21	34	53	6	2	3	18	17	0	36	12	3	.302	.349	.651	0	0	0	5
Miguel Aparicio*	.200	23	70	7	14	20	1	1	1	5	10	0	25	3	4	.325	.286	.611	0	1	3	3
Diosbel Arias	.180	15	50	8	9	16	1	0	2	5	5	0	6	1	1	.293	.320	.613	0	0	0	1
Jax Biggers*	.281	61	217	26	61	83	15	2	1	24	19	0	39	5	3	.342	.383	.724	2	1	2	3
Evan Carter*	.429	6	21	8	9	15	3	0	1	7	5	0	6	2	1	.536	.714	1.250	1	0	1	0
Franyier Chavez#	.291	14	55	7	16	19	3	0	0	8	5	0	12	2	0	.344	.346	.690	1	0	0	2
Blaine Clir	.295	119	461	81	136	234	26	0	24	91	49	0	82	4	0	.364	.508	.871	13	0	8	8
Ezequiel Duran	.317	45	183	34	58	105	24	1	7	31	14	0	36	7	2	.365	.574	.939	2	0	1	4
Sandro Fabian	.258	69	244	39	63	117	16	1	12	43	19	0	50	2	0	.325	.480	.804	2	0	6	8
.288	101	400	60	115	193	31	1	15	81	45	0	66	3	4	.367	.683	.850	6	0	9	15	
David Garcia#	.228	66	237	26	54	82	11	1	5	36	18	0	66	0	1	.295	.346	.641	1	1	5	2
Mitch Garver	.333	2	6	2	2	3	1	0	0	1	2	0	1	0	0	.500	.500	1.000	0	0	0	0
Trey Hair*	.244	64	234	37	57	122	14	0	17	51	18	0	63	2	3	.304	.521	.825	2	1	3	7
Dustin Harris*	.257	85	331	58	85	156	16	2	17	66	42	0	74	19	5	.346	.471	.817	4	0	5	3
Trevor Hauver*	.230	21	61	17	14	30	4	0	4	12	24	0	22	1	0	.432	.692	.924	3	0	0	2
Scott Kapers	.180	20	61	12	11	22	2	0	3	10	6	0	21	0	1	.324	.361	.685	0	1	7	1
Nash Knight#	.125	2	8	0	1	1	0	0	0	0	0	0	3	0	0	.125	.125	.250	0	0	0	0
J.P. Martinez*	.268	66	254	53	68	114	7	6	9	26	43	0	76	25	9	.382	.469	.831	0	0	4	2
Brad Miller*	.182	3	11	3	2	6	1	0	1	3	2	0	3	0	0	.308	.546	.853	0	0	0	0
Jonathan Ornelas	.299	123	525	84	157	223	20	2	14	64	45	4	121	14	6	.366	.525	.785	2	2	6	5
Konner Pliot*	.500	1	4	2	2	2	0	0	0	0	0	0	1	0	0	.500	.500	1.000	0	0	0	0
Jordan Foscyshen*	.222	35	108	18	24	41	5	0	4	13	16	0	35	3	2	.336	.380	.716	1	1	3	0
Thomas Sagse	.381	5	21	5	8	18	3	2	1	9	1	0	3	1	0	.609	.857	1.266	0	0	0	2
Trey Sale*	.000	1	3	0	0	0	0	0	0	0	1	0	3	0	0	.250	.000	.250	0	0	0	0
Josh Stowers	.222	105	356	58	79	133	20	2	10	49	49	0	118	22	5	.331	.374	.705	2	2	10	2
Kellen Strahm	.277	104	354	72	98	144	16	0	10	42	65	0	95	11	1	.392	.407	.799	6	2	6	7
Matt Whalaty	.226	32	115	17	26	37	5	0	2	9	6	0	25	2	0	.268	.322	.590	1	0	1	2
Aaron Zavala*	.277	30	112	28	31	54	8	0	5	21	21	0	29	4	1	.410	.682	.892	1	0	5	4
<b>TEAM TOTAL</b>	<b>.265</b>	<b>137</b>	<b>4654</b>	<b>783</b>	<b>1234</b>	<b>2043</b>	<b>259</b>	<b>23</b>	<b>168</b>	<b>725</b>	<b>547</b>	<b>4</b>	<b>1117</b>	<b>145</b>	<b>52</b>	<b>.350</b>	<b>.439</b>	<b>.789</b>	<b>50</b>	<b>12</b>	<b>88</b>	<b>88</b>

PITCHERS	W-L	ERA	G	GS	CG	SV	IP	H	R	ER	HR	HB	BB	SO	OK	WP	TBF	WHIP	H10	BB9	SO9
Grant Anderson	5-0	2.80	39	0	0	6	54.2	49	19	17	6	5	16	75	3	4	234	1.189	8.10	2.60	12.30
Joe Barlow	1-0	0.00	3	0	0	0	5.1	1	0	0	0	0	2	5	0	0	19	0.563	1.70	3.40	8.40
Cody Bradford*	10-7	5.01	26	26	0	0	118.2	114	70	66	18	6	33	124	3	4	503	1.239	8.60	2.50	9.40
Tim Brennan	6-3	2.76	19	13	0	0	75.0	62	27	23	9	8	13	55	1	4	299	1.000	7.40	1.60	6.60
Sean Chandler	0-1	14.29	6	0	0	0	5.2	5	9	9	1	1	10	7	0	2	32	2.647	7.90	15.90	11.10
Franyier Chavez	0-0	0.00	1	0	0	0	0.1	0	0	0	0	0	0	0	0	0	1	0.000	0.00	0.00	0.00
Marc Church	1-3	7.20	14	0	0	1	15.0	18	14	12	4	2	7	21	0	2	71	1.667	10.80	4.20	12.60
Joe Corbett	3-1	4.50	25	0	0	0	30.0	30	16	15	10	1	12	30	1	1	128	1.400	9.00	3.60	9.00
Mason Englert	1-1	4.11	3	3	0	0	15.1	14	7	7	1	1	5	20	1	0	65	1.239	8.20	2.90	11.70
Kevin Gowdy	2-3	9.90	32	3	0	0	40.0	52	44	44	11	3	31	33	2	4	201	2.075	11.70	7.00	7.40
Trey Hair	0-0	18.00	1	0	0	0	1.0	4	2	2	1	0	1	0	0	0	8	5.000	36.00	9.00	0.00
Jonathan Hernandez	0-0	0.00	1	0	0	0	1.2	0	0	0	0	0	1	2	0	0	6	0.600	0.00	5.40	10.80
Lucas Jacobson*	0-1	2.45	14	0	0	3	14.2	9	4	4	2	0	7	20	0	2	60	1.091	5.50	4.30	12.30
James Jones*	1-0	0.00	2	0	0	0	2.1	0	0	0	0	0	2	5	0	0	8	0.857	0.00	7.70	19.30
Antoine Kelly*	0-0	7.23	7	5	0	0	18.2	12	16	15	0	4	19	24	1	2	86	1.661	5.80	9.20	11.60
Zak Kent	2-3	4.68	19	19	0	0	82.2	83	45	43	11	3	30	87	0	1	354	1.367	9.00	3.30	9.50
Jose Leclerc	1-0	3.86	2	0	0	0	2.1	4	1	1	0	0	0	3	0	0	11	1.714	15.40	0.00	11.60
Chase Lee	1-1	2.25	21	0	0	5	24.0	16	7	6	0	3	8	30	1	2	98	1.000	6.00	3.00	11.30
Jack Leiter	3-10	5.54	23	22	0	0	92.2	88	69	57	11	8	56	109	0	5	425	1.554	8.50	5.40	10.60
John Matthews	0-0	5.40	3	0	0	0	3.1	2	2	2	0	0	4	4	0	0	16	1.800	5.40	10.80	10.80
Seth Nordlin	2-2	3.44	30	5	0	1	73.1	68	29	28	7	5	23	63	1	4	305	1.241	8.30	2.80	7.70
Fernery Ozuna	5-0	2.93	35	0	0	9	43.0	36	17	14	4	4	9	50	0	3	178	1.047	7.50	1.90	10.50
Triston Polley*	5-2	4.63	26	0	0	2	35.0	20	19	18	4	5	31	34	0	4	154	1.457	5.10	8.00	8.70
Jordan Procyshen	0-0	0.00	1	0	0	1	0.1	0	0	0	0	0	0	0	0	0	1	0.000	0.00	0.00	0.00
Cole Ragans	5-3	2.81	10	10	0	0	51.1	41	18	16	6	1	19	65	1	3	208	1.169	7.20	3.30	11.40
Justin Slaten	1-6	6.93	25	5	0	0	50.2	49	41	39	6	0	48	64	0	6	243	1.914	8.70	8.50	11.40
Josh Smith*	4-1	4.15	26	0	0	0	30.1	34	18	14	3	14	22	0	1	137	1.582	10.10	4.20	6.50	
Nick Starr	1-1	2.05	28	0	0	5	30.2	20	9	7	1	1	10	25	0	6	122	0.978	5.90	2.90	7.30
Tyler Thomas*	1-1	6.37	26	0	0	0	41.0	37	31	29	8	8	26	51	2	2	190	1.537	8.10	5.70	11.20
Tai Tiedeman	5-3	6.20	43	3	0	2	61.0	73	49	42	12	5	31	29	0	5	287	1.705	10.80	4.60	4.30
Ricky Vanasco	0-0	6.75	2	2	0	0	8.0	11	8	6	2	1	5	7	0	0	40	2.000	12.40	5.60	7.90
Bradford Webb	0-0	20.25	1	0	0	0	1.1	1	3	3	0	0	4	2	0	0	9	3.750	6.80	27.00	13.50
Avery Weems*	2-6	5.14	26	17	0	0	91.0	96	62	52	14	7	32	107	0	6	407	1.407	9.50	3.20	10.60
Owen White	3-0	2.49	4	4	0	0	21.2	19	6	6	1	1	4	23	0	0	85	1.062	7.90	1.70	9.60
Matt Wivinis	0-1	10.13	6	0	0	0	8.0	13	9	9	4	0	1	5	0	0	36	1.750	14.60	1.10	5.60
Grant Wolfram*	3-3	4.42	39	0	0	2	57.0	49	32	28	3	3	43	71	0	10	260	1.614	7.70	6.80	11.20
<b>TEAM TOTAL</b>	<b>74-63</b>	<b>4.73</b>	<b>137</b>	<b>137</b>	<b>0</b>	<b>37</b>	<b>1207.0</b>	<b>1130</b>	<b>703</b>	<b>634</b>	<b>160</b>	<b>89</b>	<b>557</b>	<b>1272</b>	<b>17</b>	<b>83</b>	<b>5287</b>	<b>1.398</b>	<b>8.40</b>	<b>4.20</b>	<b>9.50</b>

\* - Left-handed  
 # - Switch-hitter



## CHAD COMER | MANAGER

**BORN:** AUG. 29, 1988 IN MANSFIELD, TX **RESIDES:** MANSFIELD, TX

Comer will make his managerial debut with High-A Hickory in 2023 after serving as a development coach at Frisco last season. He has spent seven seasons as a coach in the Texas farm system (2015-19, 2021-22), including a one-year stint as the Crawdads hitting coach in 2021. Last season marked a return to the Texas organization for Comer, who spent the 2020 campaign as the hitting coach at his alma mater, the University of Texas at Arlington. During his first stint in the Rangers' farm system from 2015-19, he coached at the Rookie level for the Arizona League Rangers (2019) and Dominican Summer League Rangers (2016-18), and at the Low-A level for Hickory (2015).

The former UT-Arlington standout played two seasons in the Atlanta Braves organization, concluding his playing career with High-A Lynchburg in 2012. A catcher in his playing days, Comer was selected by the Braves in the 29th round of the 2011 June draft following four seasons at UTA, where he earned a bachelor's degree in Interdisciplinary Studies. Comer was a three-time All-Southland Conference selection and four-year starter for the Mavericks, finishing his college career in the top 10 of several of the program's career categories. The Mansfield resident garnered All-District 4-5A and All-Area honors as a senior at Mansfield High School.

Chad resides in Mansfield, Texas with his wife, Tara.



## JON GOEBEL | PITCHING COACH

**BORN:** NOV. 27, 1985 IN EDWARDSVILLE, IL **RESIDES:** CHAMPAIGN, IL

Goebel returns to the organization for a second season as the pitching coach at High-A Hickory after making his professional coaching debut in 2022. He spent the previous eight years at Division II Parkland College in Champaign, Ill., where he served as head coach (2019-21) and pitching coach (2014-18).

Taking over as head coach in the fall of 2018, Goebel guided the Cobras to a 82-39 (.678) record over the team's next three seasons. During his tenure as pitching coach, the program sent 21 pitchers to either the MLB Draft or an NCAA Division I program, and twice led the NJCAA (National Junior College Athletic Association) in strikeouts (2017, 2018). He was also a member of the 2009-10 Parkland coaching staff that guided the Cobras to the NJCAA World Series, where they finished in fifth place.

A lanky right-handed pitcher in his playing days, Goebel began his collegiate career at St. Louis Community College - Forest Park before returning to his native Illinois to pitch at Bradley University for two seasons (2007-08). He was an Honorable Mention for the Missouri Valley Conference Scholar-Athlete award in 2007, and made the Athletic Director's Honor Roll in all four semesters at Bradley. Goebel prepped at Edwardsville (Ill.) High School, where he posted an 11-1 record and 0.69 ERA as a senior.

Jon and his wife, Kendall, reside in Champaign, Ill., with their three children: Blakelee, Aubree and Zoe.



## DREW SANNES | HITTING COACH

**BORN:** JAN. 7, 1996 IN BRAINERD, MN **RESIDES:** NISSWA, MN

Sannes enters his second season with the Texas organization as the hitting coach at High-A Hickory, this after completing his first-ever professional coaching assignment with the Rookie-level Arizona Complex League Rangers in 2022. The 27-year-old came to the Rangers after serving as the head coach at North Iowa Area Community College in 2021. He originally joined that program as an assistant coach in 2019 and was promoted to interim head coach at age 24 in 2020 before his interim tag was removed for 2021.

The Minnesota native played two years of baseball as an infielder at the University of North Dakota (2015-16) and Concordia University, St. Paul (2018-19), transferring from North Dakota after the school's baseball program was cut.

He enjoyed his best season in 2018, when he posted a .359/.438/.423/.861 slash line and team-high 25 RBI as Concordia's starting third baseman. Sannes lettered three times in baseball at Brainerd (Minn.) High School, earning All-State honors his senior season. Drew holds a bachelor's degree from North Dakota and a master's degree from Concordia.



## JAY SULLENGER | DEVELOPMENT COACH

**BORN:** OCT. 28, 1977 IN BALTIMORE, MD **RESIDES:** ORTING, WA

Sullenger enters his fourth year in the Texas organization as one of two development coaches on the Hickory staff. He made his professional managerial debut in 2021, leading the Rookie-level Arizona Complex League Rangers to a 31-28 (.525) record. He joined the Texas organization prior to the 2020 season and was slated to coach for the Low-A Hickory Crawdads prior to the cancellation of the campaign.

Sullenger joined the professional coaching ranks after leading the baseball program as head coach at Biola University in La Mirada, Calif., from 2013-18. He skipped the Eagles to 30-plus wins and postseason berths in each of his final three seasons at the helm. In addition to his work at Biola, Sullenger invested in the local community through baseball camps and working with the Fellowship of Christian Athletes summer baseball team.

Beginning in 2019, he was the athletic director at Life Christian Academy in Tacoma, Wash. He began his coaching career in 2000 as a volunteer assistant for the baseball program at James Madison (Va.) University, and finished his tenure in 2011 as associate head coach. He also worked one season in stadium operations for the Tampa Bay Rays. Sullenger attended Spotswood (Va.) High School and went on to play baseball at Florida Southern College (one year) and Liberty University (three years). He holds a bachelor's degree from Liberty and earned a master's degree in Kinesiology with a focus in Athletic Administration/Coaching from James Madison in 2003.

Jay and his wife, Erin, have four children: Eli (19), Hannah (17), Reagan (15), and Macy Grace (12).


**JUSTIN JACOBS | DEVELOPMENT COACH**
**BORN:** OCT. 25, 1994 IN AUBURN, WA

**RESIDES:** SPOKANE, WA

Jacobs will serve as a development coach for the Hickory Crawdads in 2023, his third year in the Texas organization. He previously filled similar roles with Low-A Down East (2022), the Rookie-level Arizona Complex League Rangers (2021), and Texas' Fall Instructional League staff (2021). He came to Texas following one season as an assistant coach at George Washington University (2020-21) and another as a graduate assistant coach at his alma mater, Gonzaga University (2019-20). He made his coaching debut during the 2018-19 college baseball season as an assistant at Spokane (Wash.) Falls Community College.

The Washington native played two minor league seasons in the Rangers farm system after he was signed as a non-drafted free agent out of Gonzaga. He last saw official game action in 2018 with Low-A Hickory, and was named to the Arizona League's Postseason All-Star team in 2017 after batting .326 over 48 games with the Rookie-level AZL Rangers in his professional debut. He paired a career .312 average with a .405 on-base percentage across three seasons at Gonzaga (2015-17), and played his freshman season at Lower Columbia College in Longview, Wash. (2014).

Jacobs graduated from Gonzaga with a bachelor's degree in Sport Management in 2017, and later secured his master's in Organizational Leadership in 2020. Justin resides in Spokane, Wash., and has three brothers (Ryan, Robby and Tyler) and two sisters (Andrea and Vanessa).


**DERRICK DECKER | ATHLETIC TRAINER**
**BORN:** SEPT. 15, 1992 IN APPLETON, WI

**RESIDES:** WINTERVILLE, NC

Decker is in his sixth season in the Texas organization and second as the athletic trainer for the High-A Hickory Crawdads after serving in the same role for Low-A Down East in 2021. In 2020, Decker worked with the medical staff at the Alternate Training Site in Arlington after he had been slated to return as the Rookie-level AZL Rangers athletic trainer. While working with the Rookie Rangers in 2019, he was named the circuit's Athletic Trainer of the Year by the Professional Baseball Athletic Trainers Society (PBATS). Decker began his tenure with the organization in 2018 as an athletic trainer for the Dominican Summer League Rangers.

Prior to the Rangers, Decker spent a year in the NFL with the Carolina Panthers (2017). He served two years as a graduate assistant at the University of Missouri, earning a master's degree in Education with a focus in Counseling Psychology. He completed his undergraduate work at Ball State University, where he obtained a bachelor's degree in Athletic Training. He also completed an internship in the NFL with the Indianapolis Colts (2014) while at Ball State.

Derrick and his wife, Courtney, proudly call Forney, Texas home.


**ANDRU CARDENAS | STRENGTH AND CONDITIONING COACH**
**BORN:** MARCH 26, 1994 IN NORTH HOLLYWOOD, CA

**RESIDES:** SANTA CLARITA, CA

Cardenas is in his third season in the Texas organization and first with Hickory after serving in the same role with the Dominican Summer League Rangers in 2022.

Prior to joining the Rangers, he spent one year as the assistant strength and speed coach at D1 Sports Training in Allen, Texas. Cardenas played baseball at California State University, Chico, earning a bachelor's degree in movement studies and a master's degree in biomechanics.

The California native has two brothers that play professional baseball - Ruben (Rays org.) and Noah (Twins org.). His uncle, Roland De La Maza, reached the Major Leagues with the Kansas City Royals in 1997.



**2022 HICKORY CRAWDADS (A+) SEASON RECAP**

**Record: 66-65, 3th, 12.5 GB (South Atlantic League, South Division)**

Hickory turned in a 3rd-place finish in the South Atlantic League South division after posting a 66-65 (.504) record, failing to reach the postseason for a 2nd straight season. Under the watch of first-year manager Carlos Cardoza, the Crawdads totaled the 2nd-highest BA (.259) and 3rd-highest OPS (.752) in the SAL, but finished with the league's 5th-highest ERA (4.65). INF Thomas Saggese, OF Evan Carter, and OF Aaron Zavala were each named to *Baseball America's* post-season High-A All-Star team after spending the bulk of their seasons with Hickory. Carter, who was honored as *BA's* Texas Rangers Minor League Player of the Year, batted .287/.388/.476/.864 with 11 HR, 66 RBI, and 26 steals in 100 G for the Crawdads.

BATTERS	AVG	G	AB	R	H	TB	2B	3B	HR	RBI	BB	IBB	SO	SB	CS	OBP	SLG	OPS	SF	SAC	HBP	DP
Luisangel Acuna	.317	54	205	45	65	99	10	0	8	29	34	0	60	28	6	.417	.483	.900	0	0	1	4
Miguel Aparicio*	.143	9	35	5	5	12	1	0	2	4	1	0	10	0	0	.189	.343	.532	0	0	1	1
Ange! Aponte	.259	77	232	44	60	91	11	1	6	38	24	0	59	17	5	.338	.392	.731	4	1	6	4
Zion Bannister#	.222	6	9	3	2	2	0	0	0	0	3	0	2	1	0	.417	.222	.639	0	0	0	1
Evan Carter*	.287	100	376	78	108	179	18	10	11	66	59	0	75	26	12	.388	.476	.864	5	1	6	8
Frainyer Chavez#	.281	73	231	35	65	84	9	2	2	32	30	1	50	13	3	.369	.364	.733	3	0	4	5
Griffin Cheney	.160	11	25	7	4	5	1	0	0	0	5	0	7	1	1	.300	.200	.500	0	0	0	0
Jayce Easley#	.230	56	174	38	40	60	6	1	4	23	38	0	42	21	4	.372	.345	.716	3	2	3	1
Randy Florentino*	.242	51	153	24	37	54	3	1	4	25	21	0	44	2	0	.332	.353	.684	3	2	1	3
Cody Freeman	.234	102	385	51	90	141	10	1	13	71	40	0	70	8	5	.272	.366	.678	5	0	6	8
Obie Rincum	.181	36	105	21	19	35	4	0	4	14	11	0	34	1	1	.279	.333	.612	2	0	4	2
Josh Hatcher*	.171	13	41	5	7	9	2	0	0	3	4	0	11	2	0	.244	.220	.464	0	0	0	2
Trevor Hauver*	.217	82	276	49	60	114	13	1	13	58	69	2	90	2	1	.376	.413	.789	8	0	6	5
Liam Hicks*	.188	7	16	2	3	3	0	0	0	4	3	0	5	0	0	.364	.188	.551	1	0	2	0
Christian Inoa	.278	98	360	55	100	152	23	1	9	57	35	0	77	2	5	.350	.422	.772	6	0	8	5
Scott Kapers	.261	37	119	18	31	59	2	1	8	23	7	0	45	0	1	.321	.496	.816	1	0	4	2
Daniel Mateo	.250	9	32	4	8	13	0	1	1	4	3	0	13	1	1	.333	.406	.740	0	0	1	0
Alejandro Osuna*	.282	21	78	14	22	27	2	0	1	10	6	0	17	2	3	.318	.346	.664	4	0	0	1
Yenci Pena	.136	9	22	1	3	4	1	0	0	3	0	0	10	0	0	.136	.182	.318	0	0	0	1
Konner Pliot*	.308	9	26	5	8	12	4	0	0	7	3	0	3	0	0	.387	.462	.847	1	0	1	0
Obie Rincumstrict	.188	6	16	0	3	3	0	0	0	0	2	0	5	0	1	.278	.188	.465	0	0	0	1
Keyber Rodriguez	.247	103	368	55	91	118	13	1	4	41	34	0	90	8	4	.317	.321	.638	3	2	5	6
Thomas Saggese	.308	98	380	56	117	185	22	2	14	61	29	1	94	11	3	.359	.487	.846	5	1	4	15
Chris Seise	.246	93	346	55	85	133	14	2	10	46	37	0	125	12	3	.319	.384	.703	2	0	1	8
Aaron Zavala*	.278	81	299	61	83	132	10	3	11	41	68	1	79	10	5	.424	.442	.866	0	0	8	2
<b>Team Total</b>	<b>.259</b>	<b>131</b>	<b>4309</b>	<b>731</b>	<b>1116</b>	<b>1726</b>	<b>179</b>	<b>28</b>	<b>125</b>	<b>660</b>	<b>566</b>	<b>5</b>	<b>1117</b>	<b>168</b>	<b>64</b>	<b>.351</b>	<b>.411</b>	<b>.751</b>	<b>56</b>	<b>9</b>	<b>72</b>	<b>85</b>

PITCHERS	W-L	ERA	G	GS	CG	SV	IP	H	R	ER	HR	HB	BB	SO	SB	K	WP	TBF	WHIP	H9	SH9	BB9	SO9
Dane Acker	0-3	10.66	4	4	0	0	12.2	16	16	15	3	2	10	17	0	1	65	2.053	11.40	7.10	12.10		
Robby Ahlstrom*	1-6	6.14	13	11	0	0	51.1	57	42	35	11	6	21	59	0	2	237	1.510	10.00	3.70	10.30		
Ben Anderson	5-3	3.51	9	9	0	0	41.0	36	17	16	3	0	18	29	1	0	172	1.317	7.90	4.00	6.40		
Michael Brewer	2-2	3.96	23	0	0	4	25.0	31	13	11	2	1	10	31	1	1	115	1.640	11.20	3.60	11.20		
Frainyer Chavez	0-0	0.00	1	0	0	0	1.0	0	0	0	0	0	0	0	0	0	4	0.000	0.00	0.00	0.00		
Marc Church	2-2	2.91	23	0	0	4	34.0	28	12	11	7	0	7	57	0	3	135	1.029	7.40	1.90	15.10		
Gavin Collyer	0-1	2.45	1	1	0	0	3.2	2	5	1	1	1	4	5	0	0	18	1.636	4.90	9.80	12.30		
Joe Corbett	1-1	2.86	16	0	0	1	22.0	18	11	7	4	1	5	32	0	7	90	1.045	7.40	2.00	13.10		
Destin Dotsen*	1-2	5.19	28	0	0	2	34.2	29	20	20	4	3	32	42	0	2	163	1.760	7.50	8.30	10.90		
Mason Englert	7-5	3.57	21	21	1	0	103.1	73	44	41	15	5	26	116	1	5	410	0.958	6.40	2.30	10.10		
Eris Filpo	0-0	20.77	3	0	0	0	4.1	11	10	10	1	0	4	3	0	2	28	3.462	22.80	8.30	6.20		
Ryan Garcia	1-0	0.00	2	1	0	0	10.0	4	0	0	0	0	4	15	0	1	39	0.800	3.60	3.60	13.50		
Kelvin Gonzalez	0-0	3.00	6	0	0	0	9.0	8	5	3	3	1	3	11	1	0	40	1.222	8.00	3.00	11.00		
Larson Kindreich*	1-1	5.40	9	7	0	0	26.2	18	18	16	4	5	25	36	1	3	124	1.613	11.00	8.40	12.20		
Nick Krauth	5-7	4.96	23	17	0	0	89.0	89	52	49	10	4	29	70	2	0	375	1.326	9.00	2.90	7.10		
Jesus Linarez	3-1	4.91	34	1	0	2	58.2	66	37	32	7	2	19	44	1	4	256	1.449	10.10	2.90	6.80		
Eudrys Manon	1-0	7.18	25	0	0	4	26.1	26	22	21	4	0	21	35	1	5	127	1.785	8.90	7.20	12.00		
John Matthews	5-1	4.32	30	1	0	2	75.0	61	40	36	6	6	36	68	0	2	318	1.293	7.30	4.30	8.20		
Theo McDowell	1-1	2.49	17	0	0	2	21.2	13	7	6	1	0	9	25	0	2	84	1.015	5.40	3.70	10.40		
John Mejia*	0-0	5.12	13	1	0	0	19.1	18	11	11	3	1	6	16	0	0	83	1.241	8.40	2.80	7.40		
Damian Mendoza	0-0	0.00	1	0	0	0	0.1	0	0	0	0	0	1	0	0	1	3	3.000	0.00	27.00	0.00		
Yohanse Morel	0-1	6.75	23	0	0	0	28.0	36	24	21	4	5	15	30	2	4	141	1.821	11.60	4.80	9.60		
Spencer Mraz	2-2	5.40	40	0	0	3	55.0	46	37	33	8	3	39	68	0	9	244	1.545	7.50	6.40	11.10		
Triston Polley	6-2	5.67	16	0	0	1	27.0	30	21	17	4	1	8	33	1	1	119	1.407	10.00	2.70	11.00		
Tekoah Roby	3-11	4.64	22	21	0	0	104.2	95	58	54	19	6	35	126	1	2	444	1.242	8.20	3.00	10.80		
Josh Smith*	1-1	1.17	6	0	0	0	7.2	6	1	1	0	0	4	5	0	0	33	1.304	7.00	4.70	5.90		
Josh Stephan	2-1	1.54	3	3	0	0	11.2	7	5	2	1	0	7	13	0	0	47	1.200	5.40	5.40	10.00		
Leury Tejada	6-4	4.75	24	0	0	0	47.1	52	30	25	8	3	15	48	0	1	212	1.415	9.90	2.90	9.10		
Tyree Thompson	1-0	6.88	13	0	0	1	17.0	21	15	13	2	2	10	16	0	0	86	1.824	11.10	5.30	8.50		
Ricky Vanasco	3-5	4.48	21	21	0	0	84.1	78	45	42	12	1	47	111	3	6	369	1.482	8.30	5.00	11.80		
Bradford Webb	0-0	4.50	10	2	0	1	18.0	20	12	9	1	0	5	24	0	0	80	1.389	10.00	2.50	12.00		
Owen White	6-2	3.99	11	10	0	0	58.2	51	27	26	7	0	19	81	0	2	243	1.193	7.80	2.90	12.40		
<b>Team Total</b>	<b>66-65</b>	<b>4.66</b>	<b>131</b>	<b>131</b>	<b>1</b>	<b>27</b>	<b>1128.1</b>	<b>1046</b>	<b>657</b>	<b>584</b>	<b>155</b>	<b>60</b>	<b>494</b>	<b>1266</b>	<b>16</b>	<b>66</b>	<b>4904</b>	<b>1.365</b>	<b>8.30</b>	<b>3.90</b>	<b>10.10</b>		

\* - Left-handed  
# - Switch-hitter

FRONT OFFICE

COACHES

PLAYERS

2022 REVIEW

OPPONENTS

RECORDS

DEVELOPMENT

MEDIA

# DOWN EAST (A)

FRONT OFFICE



## CARLOS MALDONADO | MANAGER

**BORN:** JAN. 3, 1979 IN MARACAIBO, VZ **RESIDES:** MARACAIBO, VZ

Maldonado has been appointed Down East's manager for 2023, the first full-season managerial assignment of his career. He led the ACL Rangers to a 32-22 (.592) record and playoff berth in 2022, this after managing the Dominican Summer League Rangers to a combined 91-36 (.717) over his first two seasons (2019, 2021) as a skipper at the professional level. During the canceled 2020 campaign, he worked with Rangers prospects at both the Dominican Republic and Arizona complexes.

Maldonado assumed a full-time coaching position in the Texas organization in 2018 on the then High-A Down East staff following two years as a player/coach at Double-A Frisco. In his dual role at Frisco, Maldonado coached first base and worked with the club's catchers, including 2017 Rawlings Minor League Gold Glove winner Jose Trevino.

He entered the coaching ranks after a playing career that spanned 18 seasons in the Seattle (1996-99), Houston (2000-02), Chicago White Sox (2003-04), Pittsburgh (2005-08), Boston (2009), and Washington (2010-13) organizations. Maldonado made his Major League debut with the Pirates in 2006 and appeared in 29 games over parts of four seasons with the Pirates and Nationals. The former backstop was also a regular participant in the Venezuelan Winter League up until his retirement.

Maldonado was originally signed by the Mariners as a non-drafted free agent on 9/7/95 out of Maracaibo, Venezuela.

COACHES

MANAGERIAL CAREER			— FIRST HALF/FULL SEASON —			— SECOND HALF —		
YEAR	CLUB	LEAGUE	W	L	FINISH	W	L	FINISH
2019	DSL Rangers	Dominican/R	55	15	a-1st			
2021	DSL Rangers	Dominican/R	36	21	2nd			
2022	ACL Rangers	Arizona/R	32	22	b-1st			
<b>TOTALS</b>			<b>123</b>	<b>58</b>	<b>.679</b>			

a-Lost to DSL Royals 1, 2-1, in semifinals. b-Lost to ACL Giants Black in Round 1.

PLAYERS



## JULIO VALDEZ | PITCHING COACH

**BORN:** AUG. 19, 1994 IN MIAMI, FL **RESIDES:** EL PASO, TX

Valdez will serve as a pitching coach for the Down East Wood Ducks in 2023 after spending the past three years with the Arizona Complex League Rangers (2022) and Dominican Summer League Rangers (2020-21). During the canceled 2020 campaign, he worked with pitchers at the Dominican Republic complex and Fall Developmental League in Arizona.

The Florida native played baseball at Alabama State University from 2012-16 and was a member of the first-ever conference championship-winning team in school history in 2016. He attended Lake Howell (Fla.) High School, where he posted a career 15-4 record and 2.20 ERA, and earned all-conference honors as a junior and senior.

Valdez transitioned to an assistant coach role at Alabama State in 2017 before becoming the Director of Pitching at the Texas Pitching Institute in El Paso, Texas. He spent two years at TPI before taking the same role at Baseball Rebellion in Durham, N.C., his final stop before joining the Rangers.

2022 REVIEW



## BRIAN POZOS | HITTING COACH

**BORN:** APRIL 29, 1995 IN GLENDALE, CA **RESIDES:** BURBANK, CA

Pozos follows Maldonado to Low-A Down East after joining the Texas organization as the hitting coach for the Rookie-level Arizona Complex League Rangers in 2022. He has previously worked as a hitting/infield coach at Los Angeles Valley College (2020-22) and in private instruction (2018-22) since finishing his college playing career.

Pozos played four seasons as an infielder and outfielder at the University of Portland (2015-16) and California State University, Chico (2017-2018). He graduated with a bachelor's degree in business administration. The California native attended Burroughs (Calif.) High School, graduating in 2013. As a high school senior, Pozos was named First Team All-Pacific League and Second Team All-CIF.

OPPONENTS

RECORDS



## NICK JANSSEN | DEVELOPMENT COACH

**BORN:** MAY 9, 1994 IN APPLETON, WI **RESIDES:** NEENAH, WI

Janssen will serve as a development coach for the Wood Ducks in 2023, his fifth year in the Texas organization. His previous assignments include data apprentice for Low-A Hickory (2019), coach in the Fall Developmental League in Arizona (2020), coach/player development operations for the Dominican Summer League Rangers (2021), and development coach for the Arizona Complex League Rangers (2022). He had been scheduled to serve as the data apprentice at Double-A Frisco before the 2020 minor league season was canceled. Prior to joining the Rangers, he spent one year in the minor league video department for the Cincinnati Reds.

The Wisconsin native played baseball at Indian Hills Community College and the University of Wisconsin-Parkside. Janssen graduated from UW-Parkside with a Sports Management degree in addition to Communication and Business Minors, and earned his MBA from Grand Canyon University.

DEVELOPMENT

MEDIA



### RUBEN SOSA | DEVELOPMENT COACH

**BORN:** SEPT. 23, 1990 IN SANTO DOMINGO, DR **RESIDES:** ORLANDO, FL

Sosa joined the Texas organization in August of 2022 after retiring from a 12-year professional career as an outfielder and second baseman, playing in the United States and Latin America.

The 32-year-old Dominican Republic native was originally selected by the Houston Astros in the 23rd round of the 2011 MLB Draft, and spent six seasons in the minor leagues in the Houston (2011-14), Los Angeles-AL (2015), and Kansas City (2017) systems. He posted a .256 batting average, 13 home runs, 144 RBI, and 124 stolen bases over 417 career minor league games, while also seeing extensive action for various clubs in the Mexican League, Dominican Winter League, and Puerto Rican Winter League.

Before turning pro, Sosa played collegiately at Oklahoma City University and Western Oklahoma State College in Atlas, Okla., and prepped at Lawrence (Mass.) High School.

Ruben resides in Orlando, Fla. and has two children, Ruben Sosa III and Lilah.



### NEAL ORI | ATHLETIC TRAINER

**BORN:** JAN. 5, 1995 IN PALATINE, IL **RESIDES:** PALATINE, IL

Ori is in his third season in the Texas organization and first with Down East after serving in the same role with the Arizona Complex League Rangers in 2022 and the Dominican Summer League Rangers in 2021.

While completing his master's degree in Advanced Athletic Training at the University of South Carolina, Ori served as the head athletic trainer at Mid-Carolina (S.C.) High School (2019-20) and as a graduate assistant athletic trainer for the Gamecocks' men's tennis and golf programs (2018-19). He also completed internships in the NFL with the Atlanta Falcons (2020) and Green Bay Packers (2017, 2019), and worked for the Wisconsin Timber Rattlers, a Single-A affiliate of the Milwaukee Brewers, in the summer of 2017.

The Illinois native played baseball at Harper College (one year) and the University of Wisconsin at Oshkosh (three years) after graduating from Palatine (Ill.) High School.



### BRETT PLATTS | STRENGTH AND CONDITIONING COACH

**BORN:** AUG. 23, 1999 IN CHARLOTTETOWN, PRINCE EDWARD ISLAND **RESIDES:** ALBANY, PRINCE EDWARD ISLAND

Platts enters his first season with the Rangers organization and second season in professional baseball as the strength and conditioning coach at Low-A Down East. He spent the 2022 campaign as the strength and conditioning coach for the Chicago Cubs' Dominican Summer League team.

Prior to his time with the DSL Cubs, Platts completed a strength and conditioning internship with the athletic department at the University of Iowa (2022) and spent the four seasons as a strength and conditioning coach for the Okotoks Dawgs Baseball Academy (2019-22) in Alberta. Platts, who also starred as a player with the Okotoks Dawgs Academy from 2015-17, owns and operates Athletic Realm, a sports and fitness instruction company that offers one-

on-one training and online coaching.

The 23-year-old played two seasons of college baseball at Southeastern Community College in West Burlington, Iowa (2017-18). He holds a bachelor's degree in psychology and is currently pursuing a master's degree in exercise science.

Brett resides in Albany, Prince Edward Island, Canada, and enjoys hiking, cooking, and socializing with friends & family.

FRONT OFFICE

COACHES

PLAYERS

2022 REVIEW

OPPONENTS

RECORDS

DEVELOPMENT

MEDIA

## 2022 DOWN EAST (A) SEASON RECAP

**Record: 65-66, 3rd, 10.5 GB (Carolina League, North Division)**

Down East joined the DSL Texas Blue (Rookie) squad as the only Rangers affiliates to post below .500 records in 2022, going 65-66 (.496) and finishing 3rd in the Carolina League's North division. The Wood Ducks were anchored by a pitching staff which finished with the 2nd-lowest ERA in the Carolina League (3.84), but its offense scored the 3rd-fewest runs (568) and had the 2nd-lowest OPS (.666) on circuit. Down East's 308 stolen bases were easily the most of any minor league team, sitting well ahead of 2nd-place Lake Elsinore (259), as the Woodies have now led the minors in steals in two straight seasons (290 SB in 2021).

FRONT OFFICE

COACHES

PLAYERS

2022 REVIEW

OPONENTS

RECORDS

DEVELOPMENT

MEDIA

BATTERS	AVG	G	AB	R	H	TB	2B	3B	HR	RBI	BB	IBB	SO	SB	CS	OBP	SLG	OPS	SF	SAC	HBP	DP
Jose Acosta#	.230	23	61	7	14	28	4	2	2	11	7	0	21	4	1	.319	.459	.778	0	4	1	0
Maximo Acosta	.262	107	404	62	106	146	26	1	4	35	40	0	87	44	17	.341	.361	.703	1	2	9	0
Zion Bannister#	.184	21	49	6	9	10	1	0	0	4	8	0	18	2	0	.293	.204	.497	1	0	0	0
Derwin Barreto#	.203	22	64	12	13	22	3	0	2	7	16	0	17	3	1	.361	.344	.705	2	0	0	0
JoJo Blackmon*	.160	16	50	11	8	17	0	3	1	9	6	0	22	2	1	.250	.340	.590	0	1	0	0
Cameron Cauley	.209	76	287	36	60	83	11	3	2	21	38	1	91	38	5	.306	.289	.595	2	1	3	4
Danyer Cueva*	.111	5	18	0	2	2	0	0	0	0	0	0	5	0	0	.111	.111	.222	0	0	0	1
Gleider Figueroa*	.208	6	24	0	5	5	0	0	0	1	2	0	8	0	0	.269	.208	.478	0	0	0	0
Yosy Galan	.206	98	345	56	71	148	15	1	20	59	39	0	139	17	6	.300	.429	.729	2	0	0	2
Liam Hicks*	.273	30	88	11	24	36	6	0	2	17	26	0	11	5	1	.433	.409	.842	4	0	8	1
Daniel Mateo	.274	98	376	59	103	155	9	5	11	51	21	0	99	42	12	.317	.412	.729	5	0	5	2
Tucker Mitchell	.185	43	135	16	25	43	4	1	4	17	20	0	52	8	2	.325	.319	.644	0	0	8	4
Ian Moller	.201	60	184	29	37	58	6	0	5	22	47	0	63	18	2	.366	.315	.681	2	0	2	4
Yelson Morrobel*	.231	8	26	3	6	7	1	0	0	3	3	0	6	2	1	.310	.269	.580	0	0	0	1
Efreny Narvaez	.205	56	210	16	43	60	6	1	3	22	13	0	66	5	3	.265	.286	.551	2	0	5	5
Abimelec Ortiz*	.226	93	292	37	66	111	8	2	11	39	32	0	93	6	7	.308	.380	.688	3	0	4	2
Alejandro Osuna*	.308	76	273	54	84	123	13	1	8	44	36	0	51	32	15	.394	.451	.845	3	3	5	2
Junior Paniagua	.200	88	280	34	56	84	14	4	2	20	17	0	71	7	0	.253	.300	.553	1	2	3	2
Yenci Pena	.213	57	164	22	35	50	4	1	3	14	31	0	52	8	4	.347	.305	.652	1	0	3	4
Konner Plotto*	.286	2	7	0	2	2	0	0	0	0	0	0	5	0	0	.286	.286	.571	0	0	0	0
Jose Rodriguez*	.197	87	309	25	61	88	13	1	4	29	29	0	87	7	0	.280	.285	.565	1	0	7	7
Brady Smith	.200	11	35	4	7	12	2	0	1	7	6	0	18	0	0	.317	.343	.660	0	0	0	0
Marcus Smith*	.179	94	302	42	54	79	8	1	5	31	66	0	163	47	8	.336	.262	.598	5	4	8	3
Xavier Valentin*	.184	17	49	4	9	12	0	0	1	5	5	0	27	3	1	.268	.245	.513	1	1	1	0
Miguel Villarreal	.323	38	130	22	42	51	6	0	1	23	17	0	22	8	3	.405	.392	.798	0	1	1	4
<b>TEAM TOTAL</b>	<b>.226</b>	<b>131</b>	<b>4162</b>	<b>568</b>	<b>942</b>	<b>1432</b>	<b>160</b>	<b>27</b>	<b>92</b>	<b>491</b>	<b>525</b>	<b>1</b>	<b>1294</b>	<b>308</b>	<b>97</b>	<b>.322</b>	<b>.344</b>	<b>.666</b>	<b>36</b>	<b>18</b>	<b>76</b>	<b>55</b>

PITCHERS	W-L	ERA	G	GS	CG	SV	IP	H	R	ER	HR	HB	BB	SO	BK	WP	TBF	WHIP	H9	BB9	SO9
Jose Acosta	0-0	0.00	1	0	0	0	0.1	0	0	0	0	0	0	0	0	0	1	0.000	0.00	0.00	0.00
Robby Ahlstrom*	1-4	3.55	9	6	0	0	38.0	43	19	15	2	0	10	47	0	5	162	1.395	10.20	2.40	11.10
Mitch Bratt*	5-5	2.45	19	18	0	0	80.2	66	28	22	4	5	28	99	0	3	336	1.165	7.40	3.10	11.00
Michael Brewer	3-2	0.55	9	0	0	1	16.1	9	4	1	0	0	4	19	0	0	64	0.796	5.00	2.20	10.50
Gavin Collier	6-4	4.63	23	21	0	0	101.0	86	57	52	8	12	40	110	0	7	430	1.248	7.70	3.60	9.80
Jose Corniel	3-5	5.45	22	4	0	3	66.0	58	40	40	9	11	34	71	0	5	292	1.394	7.90	4.60	9.70
Aidan Curry	0-0	0.00	1	1	0	0	3.1	1	0	0	0	0	5	6	0	0	15	1.800	2.70	13.50	16.20
Destin Dotson*	1-1	4.61	8	0	0	1	13.2	10	7	7	3	0	6	25	0	1	58	1.171	6.60	4.00	16.50
Ryan Garcia	1-2	2.31	12	12	0	0	46.2	29	14	12	3	4	17	59	0	5	188	0.986	5.60	3.30	11.40
Josh Gessner	2-4	6.33	13	5	0	1	42.2	43	35	30	5	10	26	47	1	5	205	1.617	9.10	5.50	9.90
Liam Hicks	0-0	9.00	1	0	0	0	1.0	2	1	1	1	0	2	1	0	0	7	4.000	18.00	18.00	9.00
Anthony Hoopii-Tuiwetoa	4-3	3.09	36	0	0	8	43.2	38	27	15	2	2	20	67	0	6	193	1.328	7.80	4.10	13.80
Larson Kindreich*	3-2	2.37	9	5	0	0	38.0	25	12	10	0	1	20	55	0	4	158	1.184	5.90	4.70	13.00
Jackson Leath	2-4	8.42	28	0	0	1	31.0	31	36	29	6	4	23	29	0	6	150	1.742	9.00	6.70	8.40
Nick Lockhart	3-3	4.22	30	0	0	2	49.0	38	26	23	5	3	17	60	1	5	202	1.122	7.00	3.10	11.00
Dylan MacLean*	2-0	3.96	21	0	0	0	25.0	26	18	11	4	0	8	16	2	2	110	1.360	9.40	2.90	5.80
D.J. McCarty	0-1	10.80	1	1	0	0	1.2	3	3	2	0	0	2	2	0	0	10	3.000	16.20	10.80	10.80
Theo McDowell	4-1	2.77	21	0	0	1	26.0	13	9	8	1	0	15	34	0	4	104	1.077	4.50	5.20	11.80
Duan Mejia*	0-1	10.34	10	0	0	0	15.2	20	18	18	4	0	10	19	1	2	77	1.915	11.50	5.70	10.90
Jamir Mendoza	4-1	2.48	33	0	0	3	61.2	55	28	17	3	11	30	59	3	5	270	1.378	8.00	4.40	8.60
Alberto Mota	0-0	2.45	7	0	0	1	11.0	8	3	3	0	1	9	15	0	2	49	1.545	6.50	7.40	12.30
Teodoro Ortega	1-1	5.79	10	0	0	0	14.0	13	12	9	1	0	8	19	0	2	61	1.500	8.40	5.10	12.20
Ivan Oviedo	0-0	0.00	1	0	0	0	1.1	2	0	0	0	0	3	5	0	0	16	1.154	4.20	6.20	10.40
Adrian Rodriguez	2-0	3.09	7	0	0	0	11.2	9	4	4	1	1	6	16	0	2	49	1.286	6.90	4.60	12.30
Winston Santos	7-6	3.49	22	21	0	0	108.1	89	49	42	8	12	30	108	1	4	448	1.098	7.40	2.50	9.00
Florencio Serrano	0-0	3.86	10	0	0	1	25.2	23	11	11	2	3	9	18	1	4	104	1.247	8.10	3.20	6.30
Josh Smith*	0-0	2.45	3	0	0	1	3.2	4	2	1	0	0	0	4	0	0	16	1.091	9.80	0.00	9.80
Josh Stephan	4-4	3.34	18	16	0	1	91.2	77	42	34	10	3	24	102	2	3	375	1.102	7.60	2.40	10.00
Leury Tejada	1-1	5.40	13	0	0	2	25.0	27	18	15	2	1	12	29	0	6	115	1.560	9.70	4.30	10.40
Emiliano Teodo	3-6	3.09	22	17	0	0	84.1	51	36	29	7	4	44	115	6	15	349	1.126	5.40	4.70	12.30
Xavier Valentin	0-0	0.00	1	0	0	0	1.0	0	0	0	0	0	0	0	0	1	3	0.000	0.00	0.00	0.00
Bradford Webb	3-3	3.86	11	4	0	1	39.2	35	20	17	1	2	19	47	1	0	172	1.361	7.90	4.30	10.70
Kai-Noa Wynyard	0-2	4.24	12	0	0	2	23.1	20	12	11	3	4	10	27	0	1	105	1.286	7.70	3.90	10.40
<b>TEAM TOTAL</b>	<b>65-66</b>	<b>3.84</b>	<b>131</b>	<b>131</b>	<b>0</b>	<b>30</b>	<b>1145.0</b>	<b>954</b>	<b>591</b>	<b>489</b>	<b>95</b>	<b>94</b>	<b>491</b>	<b>1330</b>	<b>17</b>	<b>105</b>	<b>4894</b>	<b>1.262</b>	<b>7.50</b>	<b>3.90</b>	<b>10.50</b>

\* - Left-handed  
# - Switch-hitter

# ARIZONA COMPLEX RANGERS (ROOKIE)

FRONT OFFICE

COACHES

PLAYERS

2022 REVIEW

OPPONENTS

RECORDS

DEVELOPMENT

MEDIA



## GUILDER RODRIGUEZ | MANAGER

**BORN:** JULY 24, 1983 IN BARQUISIMETO, VZ **RESIDES:** BARQUISIMETO, VZ

Rodriguez will make his managerial debut with the Rookie-level Arizona Complex League Rangers in 2023 after serving as a development coach at Down East last season. It marks a return to Arizona for the former Rangers infielder, who previously spent five years as a coach on the ACL Rangers staff from 2017-21. He spent the 2016 campaign as an instructor with the DSL Rangers and is entering his eighth year as a coach in the Texas farm system.

The Venezuela native joined the coaching ranks following a playing career that spanned 14 seasons. Rodriguez made his Major League debut with the Rangers in 2014 after 1,095 games and 13 seasons at the minor league level. He debuted on 9/9/14 vs. the Los Angeles Angels at 31 years, 45 days old, the oldest position player in Rangers history

at the time of his Major League debut. Each of his Major League hits came in his lone start at third base on 9/22/14 vs. HOU, going 2-for-3 with a run and RBI. In his first plate appearance in that game, Rodriguez lined a single to left field and later added a tie-breaking RBI single in the 7th. Rodriguez spent six seasons in the Texas organization, earning Texas League All-Star honors twice.

He was originally signed by the Brewers as a non-drafted free agent on May 19, 2001 and played eight seasons in the Brewers farm system before he was selected by Texas in the minor league phase of the Rule 5 Draft on Dec. 11, 2008.



## KEVIN TORRES | BENCH COACH

**BORN:** FEB. 24, 1990 IN SANTA ISABEL, PR **RESIDES:** SANTA ISABEL, PR

Torres, 33, will serve as bench coach with the Arizona Complex League Rangers in 2023. He moves to the position following one season as co-manager of the Dominican Summer League Rangers (2022) and another as a coach for Low-A Down East (2021). Torres originally joined the coaching ranks prior to the canceled 2020 campaign, when he was scheduled to coach for Down East, which was then the club's High-A affiliate.

The former catcher played 10 seasons in the Texas organization from 2008-17, compiling a .256 batting average with 25 home runs and 199 RBI in 509 minor league games. He reached the Triple-A level in 2017 and played for New Jersey of the independent Canadian-American Association in 2018. In 2019, Torres won a gold medal as a member of Team Puerto Rico at the Pan American Games held in Lima, Peru. Torres, who also saw extended time at first base, posted a career .988 fielding percentage at catcher during his time with Texas, throwing out 27 percent of attempted base stealers. He earned a pair of All-Star honors, as he was selected to the 2013 Northwest League mid-season All-Star team with Spokane and the 2011 Arizona League postseason All-Star team with the AZL Rangers.

The Santa Isabel, Puerto Rico native was originally selected by Texas in the 45th round of the 2008 June draft out of the Puerto Rico Baseball Academy in Gurbo, Puerto Rico.



## THOMAS ST. CLAIR | PITCHING COACH

**BORN:** MAY 16, 1994 IN WINSTON-SALEM, NC **RESIDES:** WINSTON-SALEM, NC

St. Clair, 28, returns to the Texas organization for a second season as a pitching coach with the ACL Rangers. He came to the Rangers as a coach with the DSL Rangers in 2022 after spending the previous 2 1/2 years as pitching coach and recruiting coordinator at North Carolina Wesleyan College. The right-hander pitched three professional seasons in the St. Louis Cardinals farm system from 2017-19 after he was selected in the 24th round of the 2017 June draft, making 88 appearances for the organization's Rookie and Single-A affiliates. The North Carolina native played four years (2014-17) at Division II Lenior-Rhyne University in Hickory, N.C.



## JOSE JAMES | PITCHING COACH

**BORN:** JUNE 26, 1984 IN CARACAS, VZ **RESIDES:** SURPRISE, AZ

James returns to the Arizona League staff for a third straight year and is in his 15th full season as a coach in the Texas organization. He previously served as a pitching coach for Low-A Hickory (2016-20), Short-A Spokane (2014-15), the AZL Rangers (2013), and the DSL Rangers (2009-12). James spent the canceled 2020 campaign working with the organization's pitchers in Arizona after camp was halted, and later coached in the Fall Developmental League. He began his coaching career during the 2008 campaign with Texas in a dual role as a player and pitching coach in the Arizona League. In the Dominican League, he mentored future big leaguers in Alexi Ogando and Jose Leclerc.

The Venezuela native was originally signed by the Rangers as a non-drafted free agent on July 2, 2001 and went 12-8 with a 4.93 ERA over six seasons in the Texas farm system, reaching Spokane at the height of his career.

Jose and his wife, Karina, have two daughters: Stephanie (11/2/16) and Melissa (5/14/19).


**TYLER WOLFE | HITTING COACH**
**BORN:** SEPT. 21, 1993 IN DELANO, MN

**RESIDES:** PALM BEACH GARDENS, FL

The 29-year-old Wolfe is set to join the organization as a hitting coach with the ACL Rangers in 2023. He comes to Texas after spending parts of the last two years (2021-22) as a hitting coordinator at Cressy Sports Performance in Palm Beach Gardens, Fla. His professional coaching experience also includes a two-season stint with the Rookie-level Gulf Coast League Cardinals in the St. Louis farm system (2020-21). Prior to his Cardinals tenure, he spent four years as a head coach for Minnesota Blizzard Baseball, a 15U fall league team based out of Minneapolis/St. Paul.

The Minnesota-native was a former infielder who was drafted by the Houston Astros in the 39th round of the Major League Baseball draft in 2016 out of Kansas State University. He played 76 minor league games from 2016-17, advancing as high as Double-A in the Texas League at Corpus Christi, while carrying a career batting average of .205 with 3 HR and 26 RBI. The final two seasons of his playing career were in the Independent Leagues appearing in Sioux Falls, Schaumburg and Fargo-Moorhead.

Tyler resides in Palm Beach Gardens, Fla. with his wife, Emily.


**ELI ORONA | HITTING COACH**
**BORN:** JUNE 1, 1996 IN PASADENA CA

**RESIDES:** COVINA, CA

Orona moves up to the ACL Rangers staff after completing his first season in professional coaching with the DSL Rangers in 2022. The 26-year-old came to the Texas organization with three years of experience as a hitting instructor and kinesiologist at Ball Yard, a private baseball training facility in Northridge, Calif. Orona played four years at the collegiate level as an outfielder at Cal State Northridge (2015-17) and Cal State Los Angeles (2018), earning a bachelor's degree in Kinesiology from Cal State Northridge.

The California native graduated from San Dimas (Calif.) H.S. and currently resides in Covina, Calif. with his wife, Francela Maria Palencia Wellman Orona.

**MARK PETERSON | DEVELOPMENT COACH**
**BORN:** AUG. 26, 1996 IN TORONTO, ONTARIO, CANADA

**RESIDES:** DALLAS, TX

Peterson enters his third season in the Texas organization and first as a development coach for the ACL Rangers. He spent his first two seasons with the Rangers as a data apprentice at High-A Hickory (2021) and Double-A Frisco (2022). In his former role, Peterson's duties included collecting and communicating data to players, preparing advanced scouting reports, coaching first base, hitting fungos, and throwing batting practice. In 2020, he accepted a baseball operations fellowship with the Cleveland Guardians that was cancelled due to the COVID-19 pandemic.

He served as a Graduate Assistant Baseball Coach at his alma mater, the University of Dallas (2019-21), where he earned a bachelor's degree in business and master's in financial analytics. Peterson was a four-year letterwinner as a first baseman on the UD baseball team from 2016-19, earning selection to the Southern Collegiate Athletic Conference Spring Student-Athlete Academic Honor Roll all four years. He was named to the USCAA Baseball National All-Academic Team in 2019.

A dual citizen of the United States and Canada, Mark currently resides in Dallas and has three siblings: Ellen, John, and Michael.


**SHINJI KURANO | DEVELOPMENT COACH**
**BORN:** SEPT. 15, 1974 IN WATARAI-GUN, JAPAN

**RESIDES:** SURPRISE, AZ (?)

The 48-year-old Kurano is entering his first full season in the Texas organization as a development coach for the ACL Rangers. He brings over 25 years of experience in Japanese professional baseball to the position, as he joined the coaching ranks in 2007 after retiring from a decade-long playing career in Nippon Professional Baseball (NPB).

Kurano compiled a lifetime 19-9 record, one save, and a 4.59 ERA (174 ER/341.1 IP) across 164 appearances/28 starts as a right-handed pitcher with the Fukuoka Softbank Hawks from 1997-2006. He was selected by Fukuoka in the fourth round of the 1996 NPB draft out of Aoyama Gakuin University, the same school that produced former Chicago White Sox infielder Tadahito Iguchi.

Kurano has severed in various front office and coaching roles with the Hawks since his playing days ended, including a stint as the club's first-team pitching coach that saw him work with notable MLB exports Daisuke Matsuzaka and Kodai Senga.


**MATT ELLMYER | DEVELOPMENT COACH**
**BORN:** OCT. 30, 1997 IN MORRISTOWN, NJ

**RESIDES:** JUPITER, FL

The 25-year-old Ellmyer will fill his first ever professional coaching assignment as a development coach for the ACL Rangers in 2023. He has spent most of the last two years (2021-22) as a pitching coach at Cressy Sports Performance in Palm Beach Gardens, Fla. where he was a client throughout his high school and college playing career. In the summer of 2021, he served as a player development associate with the Philadelphia Phillies.


Ellmyer compiled a career 9-6 record, 7 saves, and a 5.52 ERA (86 ER/140.1 IP) over 66 games/8 starts at Wofford College in Spartanburg, S.C. (2017-20), graduating with a bachelor's degree in accounting and finance in 2020.

The Florida native prepped at The Benjamin School in North Palm Beach, Fla., starting in baseball, soccer, and bowling. As a senior in 2016, he was named a Dick Houser All-Star after batting .312 with 29 hits and 26 runs at shortstop while going 9-1 with a 1.42 ERA and 68 strikeouts on the mound.

Matt currently resides in Jupiter, Fla. with his fiancé, Karly Diltz.






**MICHAEL THEILE | ATHLETIC TRAINER**
**BORN:** SEPT. 18, 1996 IN MILWAUKEE, WI **RESIDES:** PEORIA, AZ

Theile will reprise his role as an athletic trainer with the Arizona Complex League Rangers in 2023 after joining the organization last offseason. He came to the Rangers after serving as an athletic training fellow at Florida Atlantic University, working primarily with the baseball and cheer teams from June-December 2021. Prior to that assignment, he was a graduate assistant athletic trainer at Georgia State University from July 2019-May 2021.

The Wisconsin native earned a bachelor's degree in athletic training from Marquette University in 2019 and a master's degree in exercise science from Georgia State in 2021. As an undergrad, Theile completed internships with the Milwaukee Brewers during their division-winning 2018 campaign and with the Lakeshore Chinooks of the Northwoods League in 2017. He also worked with multiple sports programs as a student at Marquette, including men's basketball.

Michael resides in Peoria, Ariz., and enjoys biking, hiking, and watching movies in his spare time.


**MARGARITA CARRIZALES | ATHLETIC TRAINER**
**BORN:** SEPT. 20, 1999 IN SAN ANTONIO, TX **RESIDES:** PEORIA, AZ

Carrizales was hired this offseason as an athletic trainer for the Arizona Complex League Rangers after serving as intern at Triple-A Round Rock for two years (2021-22). The San Antonio native completed intern programs with the Texas organization while working toward a degree in athletic training from the University of Texas. She graduated last fall and currently resides in Peoria, Ariz.


**ED YONG | STRENGTH AND CONDITIONING COACH**
**BORN:** AUG. 12, 1978 IN HONOLULU, HI **RESIDES:** DALY CITY, CA

Yong is in his 15th season with the Texas organization and third as the strength and conditioning coach for the Arizona League Rangers. Prior to his current assignment, he spent 12 seasons with the Rangers' former Short-A affiliate in Spokane, Wash., where he was named the Northwest League's Strength & Conditioning Coach of the Year six times (2010-13, 2015, 2019).

Prior to joining the Rangers, Yong served four years (2004-07) in the Arizona farm system as a strength coach for Single-A South Bend, Double-A Tennessee (two seasons), and Triple-A Tucson. He also had a stint as the strength and conditioning coordinator for the Chinese Olympic Team in preparation for the 2008 Beijing Summer Olympics.

Yong earned a bachelor's degree from Arizona State University in 2000, and later received a master's degree in Kinesiology from A.T. Still University at the Arizona School of Health Sciences in 2008. He has certifications from both the National Strength and Conditioning Association (Strength and Conditioning Specialist) and the National Academy of Sports Medicine (Performance Enhancement and Corrective Exercise Specialist). Yong completed a 200-hour Yoga Teacher Training at Moksha Yoga PHX and is a Registered Yoga Teacher through Yoga Alliance. He also holds a certification for Pilates instruction through Balanced Body Pilates.

Ed and his wife, Tammie, reside in Daly City, Calif., with son Braydon and daughter Kyra.


**ADAM NOEL | STRENGTH AND CONDITIONING COACH**
**BORN:** SEPT. 8, 1989 IN JOPLIN, MO **RESIDES:** SURPRISE, AZ

Noel is entering his eighth season as a strength and conditioning coach in the Texas organization. The 2023 campaign will mark his third in the Arizona Complex League (2016, 2021-22), as he was previously the strength coach for Double-A Frisco (2021), High-A Down East (2019), and Low-A Hickory (2017-18).

Originally slated to return to the Arizona League two seasons ago, Noel spent the canceled 2020 season working with players in Arizona following the camp shutdown and later during the Fall Developmental League.

Noel was a graduate assistant athletic performance coach at San Jose State University from 2014-15, earning a master's degree in Kinesiology while working with Olympic Sports. He has also worked as an intern athletic performance coach at UCLA and performance coach at Velocity Sports Performance. The California native graduated from Cal State Fullerton in 2012 with a bachelor's degree in Kinesiology.

Adam and his wife, Arianna, have two sons, Logan and Maxen, and one daughter, Scarlet.

## 2022 ARIZONA COMPLEX LEAGUE RANGERS (ROOKIE) SEASON RECAP

**Record: 74-63, 1st, 5.5 GA (Arizona League, West Division)  
Lost to ACL Giants Black, 0-1, in Round 1**

The Arizona Complex League Rangers won the ACL West division with a 32-22 (.593) record, but were eliminated in the 1st round of the playoffs by ACL Giants Black. The Rangers were powered by an offense that paced the ACL in runs scored (335), BA (.268), OPS (.783), and HR (47-tied). The team's pitchers totaled a league-best 611 strikeouts, but finished with a 4.60 ERA that ranked 10th on circuit. *Baseball America* named INF Gleider Figueroa and OF Yonison Morrobel to its postseason Rookie Complex All-Star team.

FRONT OFFICE

COACHES

PLAYERS

2022 REVIEW

OPPONENTS

RECORDS

DEVELOPMENT

MEDIA

BATTERS	AVG	G	AB	R	H	TB	2B	3B	HR	RBI	BB	IBB	SO	SB	CS	OBP	SLG	OPS	SF	SAC	HBP	DP
Frandy Almonte#	.217	26	60	18	13	15	2	0	0	9	18	0	21	11	0	.410	.250	.660	2	0	3	2
Miguel Aparicio*	.263	10	38	8	10	18	2	0	2	10	4	0	15	2	0	.333	.474	.807	0	0	0	0
Zion Bannister#	.281	10	32	4	9	12	3	0	0	4	9	0	10	0	4	.465	.375	.840	0	0	2	0
Derwin Barreto*	.091	3	11	2	1	1	0	0	0	0	2	0	5	0	0	.231	.091	.322	0	0	0	0
.333	15	42	6	14	20	3	0	1	6	5	0	5	4	2	.429	.476	.905	0	0	2	0	
JoJo Blackmon*	.265	38	132	29	35	71	4	4	8	15	22	0	60	16	1	.382	.538	.920	0	2	3	0
.225	16	40	7	9	12	3	0	0	3	9	9	0	24	0	0	.380	.300	.680	0	1	1	1
Antonio Cabello	.091	7	22	2	2	2	0	0	0	1	5	0	12	0	0	.286	.091	.377	0	0	1	0
Griffin Cheney	.226	9	31	3	7	18	3	1	2	5	3	0	10	1	0	.314	.581	.895	0	0	1	0
Danyer Cueva*	.330	44	176	39	58	85	10	1	5	31	10	0	40	3	2	.376	.483	.859	0	0	3	3
.188	5	16	1	3	3	0	0	0	0	0	0	0	10	0	0	.188	.188	.375	0	0	0	0
Jayce Easley#	.250	3	8	2	2	3	1	0	0	1	1	0	2	1	0	.500	.375	.875	0	0	3	0
Jefferson Espinal*	.255	25	94	13	24	34	6	2	0	10	10	0	50	5	4	.340	.362	.701	0	0	2	0
Jose Felix	.244	15	45	5	11	16	2	0	1	7	7	0	22	1	1	.346	.356	.702	0	0	0	0
Gleider Figueroa*	.280	35	125	29	35	77	5	5	9	31	15	0	33	7	1	.363	.616	.979	3	0	3	4
David Garcia#	.250	4	12	5	3	5	2	0	0	3	4	0	3	0	0	.471	.417	.887	0	0	1	0
Robert Gonzalez	.220	24	59	9	13	21	2	0	2	10	9	0	19	4	1	.343	.356	.698	2	0	3	1
Anthony Gutierrez	.259	22	81	13	21	33	5	2	1	8	3	0	16	6	3	.299	.407	.706	1	0	2	1
.282	9	39	3	11	15	4	0	0	4	2	0	13	1	2	.317	.385	.702	0	0	0	1	
Liam Hicks*	.478	13	46	10	22	30	3	1	1	11	7	0	6	0	0	.561	.652	1.214	1	0	3	0
Josh Jung	.240	8	25	4	6	15	0	0	3	5	3	0	5	0	0	.345	.600	.945	0	0	1	0
Andres Mesa	.243	37	148	21	36	52	11	1	2	6	8	1	51	11	3	.294	.351	.645	1	0	3	2
.208	7	24	3	5	9	1	0	1	4	1	0	9	0	0	.269	.375	.644	0	0	1	0	
Jesus Moreno	.271	28	96	19	26	41	4	1	3	19	7	0	31	2	1	.333	.427	.760	2	0	3	1
Yonison Morrobel*	.329	41	152	31	50	74	13	1	3	21	17	0	34	5	5	.405	.487	.891	1	0	3	3
Keithron Moss#	.163	19	49	9	8	9	1	0	0	2	11	0	24	10	1	.333	.184	.517	1	0	2	2
Efreny Narvaez	.286	8	28	6	8	10	0	1	0	4	4	0	8	0	0	.394	.357	.751	0	0	1	0
Ismael Padua	.226	25	93	12	21	35	3	1	3	14	7	0	35	3	0	.294	.376	.670	0	0	2	1
.000	2	5	0	0	0	0	0	0	0	0	0	0	2	0	1	.375	.000	.375	0	0	2	0
Tommy Specht*	.200	3	10	2	2	3	1	0	0	0	2	0	6	0	0	.333	.300	.633	0	0	0	0
Xavier Valentin*	.143	2	7	1	1	1	0	0	0	0	0	0	3	2	0	.250	.143	.393	0	0	1	0
Miguel Villarreal	.351	15	57	18	20	29	6	0	1	11	7	0	5	1	1	.433	.509	.942	1	0	2	0
.105	6	19	1	2	4	2	0	0	1	2	0	0	7	0	0	.191	.211	.401	0	0	0	0
<b>TEAM TOTAL</b>	<b>.268</b>	<b>54</b>	<b>1822</b>	<b>335</b>	<b>488</b>	<b>773</b>	<b>102</b>	<b>21</b>	<b>47</b>	<b>276</b>	<b>215</b>	<b>1</b>	<b>596</b>	<b>96</b>	<b>33</b>	<b>.359</b>	<b>.424</b>	<b>.784</b>	<b>15</b>	<b>3</b>	<b>54</b>	<b>22</b>

PITCHERS	W-L	ERA	G	GS	CG	SV	IP	H	R	ER	HR	HB	BB	SO	BK	WP	TBF	WHIP	H9	BB9	S09
Dane Acker	0-0	2.08	5	5	0	0	13.0	7	7	3	1	2	5	14	0	2	52	0.923	4.80	3.50	9.70
Ismael Agreda	2-2	6.91	10	3	0	1	27.1	31	25	21	5	6	16	35	0	7	134	1.720	10.20	5.30	11.50
Michael Alfonso	0-0	9.22	8	1	0	1	13.2	21	16	14	4	2	8	18	0	6	72	2.122	13.80	5.30	11.90
Biembenido Brito	0-1	13.50	2	1	0	0	4.2	5	8	7	1	1	5	9	1	0	25	2.143	9.60	9.60	17.40
Seth Clark*	0-0	0.00	1	0	0	0	1.0	0	0	0	0	0	0	2	0	0	3	0.000	0.00	0.00	18.00
Kyle Cody	1-0	0.84	8	0	0	0	10.2	9	1	1	0	0	3	18	0	2	41	1.125	7.60	2.50	15.20
Aidan Curry	1-1	4.63	11	9	0	0	35.0	37	20	18	4	2	17	50	0	9	157	1.543	9.50	4.40	12.90
Dane Dunning	0-0	3.60	1	1	0	0	5.0	3	2	2	1	0	1	9	0	0	20	0.800	5.40	1.80	16.20
Evan Elliott	0-1	4.82	9	0	0	0	9.1	8	5	5	1	2	5	13	1	0	44	1.393	7.70	4.80	12.50
Josh Gessner	0-0	0.00	1	1	0	0	4.2	4	1	0	0	0	1	9	0	0	19	1.071	7.70	1.90	17.40
Jose Gonzalez	0-1	10.24	4	3	0	1	9.2	13	12	11	2	4	3	12	0	3	48	1.655	12.10	2.80	11.20
Kelvin Gonzalez	1-0	2.84	5	0	0	0	6.1	8	2	2	0	0	1	9	0	0	27	1.421	11.40	1.40	12.80
Nyan Hernandez	0-2	5.68	9	4	0	0	19.0	22	14	12	1	2	13	23	1	1	96	1.842	10.40	6.20	10.90
James Jones*	3-0	0.00	4	1	0	0	5.0	3	0	0	0	1	0	12	0	0	19	0.600	5.40	0.00	21.60
Bryan Magdaleno*	1-1	4.12	15	0	0	0	19.2	20	13	9	0	0	14	18	1	5	92	1.729	9.20	6.40	8.20
D.J. McCarty	3-3	5.24	11	10	0	0	46.1	52	33	27	1	7	24	51	0	13	219	1.640	10.10	4.70	9.90
Juan Mejia*	0-0	1.80	3	0	0	0	5.0	6	1	1	0	0	1	2	0	0	20	1.400	10.80	1.80	3.60
Bryan Mendoza*	0-2	7.23	8	3	0	1	18.2	24	15	15	4	0	8	18	0	0	86	1.714	11.60	3.90	8.70
Joseph Montalvo	4-0	2.31	10	1	0	0	23.1	22	6	6	1	1	3	36	0	2	96	1.071	8.50	1.20	13.90
Jesus Moreno	0-0	0.00	1	0	0	0	0.1	0	0	0	0	0	0	0	0	0	1	0.000	0.00	0.00	0.00
Alberto Mota	2-0	1.33	16	0	0	4	20.1	17	6	3	0	1	9	28	1	3	88	1.279	7.50	4.00	12.40
Ivan Oviedo	3-1	3.02	11	5	0	1	44.2	40	21	15	3	2	12	50	3	5	191	1.164	8.10	2.40	10.10
Luis Paulino*	0-3	4.18	14	0	0	0	23.2	30	15	11	0	1	9	35	0	5	110	1.648	11.40	3.40	13.30
Adrian Rodriguez	3-0	3.18	12	0	0	3	17.0	9	7	6	0	0	7	27	0	3	66	0.941	4.80	3.70	14.30
Jose Rodriguez*	2-1	10.61	8	0	0	0	9.1	12	13	11	0	4	10	12	1	4	53	2.357	11.60	9.60	11.60
Eury Soto	1-2	5.50	19	0	0	4	34.1	44	23	21	6	1	16	48	1	5	162	1.748	11.50	4.20	12.60
Florencio Serrano	0-0	1.50	3	3	0	0	6.0	5	1	1	0	0	3	5	0	0	25	1.333	7.50	5.00	7.50
Justin Slaten	0-0	0.00	1	0	0	0	1.0	0	0	0	0	0	0	2	0	0	3	0.000	0.00	0.00	18.00
Jose Viola	0-0	7.71	2	0	0	0	2.1	1	2	2	0	0	3	4	0	0	11	1.714	3.90	11.60	15.40
Bradford Webb	0-0	7.71	1	1	0	0	2.1	4	2	2	0	0	1	2	0	0	11	2.143	15.30	3.90	7.70
Matt Winnis	1-0	3.78	13	2	0	0	16.2	19	9	7	3	1	6	16	0	0	75	1.500	10.40	3.20	8.60
Kai-Noa Wymyard	4-0	4.86	7	0	0	0	16.2	12	9	9	1	2	4	24	0	3	67	0.960	6.50	2.20	13.00
<b>TEAM TOTAL</b>	<b>32-22</b>	<b>4.61</b>	<b>54</b>	<b>54</b>	<b>0</b>	<b>16</b>	<b>472.0</b>	<b>488</b>	<b>289</b>	<b>242</b>	<b>39</b>	<b>42</b>	<b>208</b>	<b>611</b>	<b>10</b>	<b>78</b>	<b>2133</b>	<b>1.475</b>	<b>9.30</b>	<b>4.00</b>	<b>11.70</b>

\* - Left-handed  
# - Switch-hitter

# DOMINICAN SUMMER LEAGUE RANGERS (ROOKIE)

## ELEVYS GONZALEZ | MANAGER

Gonzalez, 33, enters his second season as manager of the DSL Rangers after making his managerial debut alongside co-manager Kevin Torres in 2022. He originally joined the Rangers' Dominican League staff as a hitting coach in 2020.

Gonzalez played six seasons as an infielder in the Pittsburgh (2008-12) and Los Angeles Dodgers (2013) organizations, batting .266 with 23 home runs and 196 RBI over 433 career minor league games. He reached as high as Triple-A Albuquerque in the Dodgers system in 2013. Following his playing career, Gonzalez spent five years as an amateur academy infield coach (two years) and field coordinator (three years).

The Margarita, Venezuela native is married and has one son. He also played winter ball for his hometown Margarita club in the Venezuelan Winter League.

## RICARDO VALENCIA | PITCHING COACH

Valencia enters his fifth season as a coach for the DSL Rangers following seven seasons as a catcher in the Texas farm system. He spent the entire 2018 campaign at High-A Down East, batting .245 with 3 home runs and 12 RBI in 27 games. Overall, Valencia appeared in 237 minor league games, compiling a .242 average with 15 home runs and 99 RBI. He topped out with Double-A Frisco in 2015, appearing in three games with the club. Valencia also spent three years with the DSL Rangers from 2012-14.

## DAN PADILLA | HITTING COACH

Padilla was hired as a hitting coach for the DSL Rangers this offseason following an eight-year run as an assistant coach for South Mountain Community College in Phoenix, Ariz. In 2018, SMCC won the ACCAC conference Championship with a record of 46-15 and was ranked as high as No. 3 in the nation. In 2017, Padilla worked as an assistant coach for the Matsu Miners of the Alaska Baseball League, helping the club to a league title and 39-15 record. The Arizona native earned an associate degree at SMCC in 2013.

## EUGENE KINGSALE | HITTING COACH

Former Major Leaguer Eugene Kingsale is in his second year with the Rangers. The 46-year-old enjoyed a 20-year professional career as an outfielder, playing in the United States and Europe from 1993-2013. He appeared in 211 Major League games with Baltimore, Seattle, San Diego, and Detroit from 1996-2003, posting a career .251 batting average. Kingsale was the first native of Aruba to ever appear in an MLB game. He competed in two Olympic Games with the Dutch National Team (2004 Athens & 2008 Beijing) and was knighted by the Queen of Netherlands. Kingsale has also served as an international coach with the Dutch National Team since his retirement.

## WILTON VERAS | HITTING COACH

Former Major Leaguer Wilton Veras, who played for the Boston Red Sox from 1999-2000, joined the Texas organization in Nov. 2021 as a hitting coach for the DSL Rangers. The 45-year-old former infielder played affiliated baseball in the United States from 1995-2003 before continuing to play in various Independent and foreign leagues. He has served as a coach since 2012 and was the hitting coach for the Dominican League Cincinnati Reds in 2021 before joining the Rangers. Veras resides in his native Dominican Republic with his wife and children. His son, Wilfred Veras, plays in the Chicago White Sox organization.

## ALEXIS INFANTE | DEVELOPMENT COACH

Infante returns for his 21st season as a coach with the DSL Rangers and his 22nd overall in the Texas organization. From 2001-02, the Barquisimeto, Venezuela, native also managed the Venezuelan Rangers. Infante played parts of four seasons in the Major Leagues with Toronto (1987-89) and Atlanta (1990), appearing in 60 total games.

## JESUS OVALLES | DEVELOPMENT COACH

Ovalles begins his 15th season as a coach with the DSL Rangers after spending eight years as an international scout for Texas. Prior to becoming a scout, Ovalles had a four-year playing career from 1995-98. He resides in Santiago, Dominican Republic. He and his wife, Rosaylin Dilone De Ovalles, have one son and one daughter.

## FRANCISCO SANTIESTEBAN | DEVELOPMENT COACH

Santiesteban joins the Texas organization as a development coach with the DSL Rangers, returning to the level where he spent six years as a manager for the DSL Braves from 2012-17.

The 47-year-old Cuba native spent the 1998 season as a catcher with High-A Lancaster in the Seattle Mariners farm system, batting .240 with 4 HR and 21 RBI over 46 games. He also enjoyed an eight-year playing career in the Cuban National Series, posting a lifetime .284 average, 5 HR, and 63 RBI over 235 appearances with La Habana (1989-97).

FRONT OFFICE

COACHES

PLAYERS

2022 REVIEW

OPPONENTS

RECORDS

DEVELOPMENT

MEDIA

**WILQUIN ORTEGA | ATHLETIC TRAINER**

Ortega has served on the DSL Rangers medical staff since 2018. The Dominican Republic native earned a degree in physical therapy in 2017. He interned for one year at the Dominican Rehabilitation Association and has 18 years of experience working in fitness.

**GARRETT ENDERS | ATHLETIC TRAINER**

Enders returns to the training staff of the DSL Rangers for a second season after one year as an Athletic Training Intern for Low-A Down East in 2021. The Ohio native played three years of college baseball in his home state at Defiance College (2017-19), where he earned a bachelor's degree in exercise science. Enders, who is a board-certified Athletic Trainer, also holds a master's degree in athletic training from Manchester University.

**DANNY MENDOZA | STRENGTH AND CONDITIONING COACH**

Mendoza enters his fifth season as a strength and conditioning coach for the DSL Rangers. The Venezuela native has 11 years of experience in physical therapy and strength and conditioning. He has also worked for a pair of Venezuelan Winter League clubs: Leones del Caracas and Caribes de Anzoategui. Mendoza is a certified strength and conditioning specialist (CSCS) through the National Strength and Conditioning Association (NSCA).

**JOSE ROSA | STRENGTH AND CONDITIONING COACH**

Rosa is in his first season with the Texas organization as a strength and conditioning coach for the DSL Rangers. The Dominican Republic native retired from a four-year professional playing career in 2015 and has spent the last two years as a personal trainer. A former catcher in the Seattle Mariners organization, Rosa posted a career .214 batting average, 6 home runs, and 37 RBI in 119 games for the M's Dominican Summer League affiliates.

**DOMINICAN REPUBLIC OPERATIONS****JOSE VARGAS | MANAGER, DOMINICAN REPUBLIC OPERATIONS**

Vargas enters his eighth season in the Texas organization and third as Manager of Dominican Republic Operations after serving four years as an international operations assistant. He spent three years working for the Arias and Goodman Sports Agency from 2013-15, where he ran the day-to-day operations of the agency's academy in the Dominican Republic. Vargas graduated from William Paterson University in New Jersey with a degree in communications. He played basketball and football at Cardinal McArrick High School in South Amboy, N.J.

**ANGEL JIMENEZ | ASSISTANT, PLAYER PERSONNEL**

Jimenez enters his fifth season with the Rangers since being hired in November 2018. He currently serves as Assistant, Player Personnel after a stint as Assistant, International Operations (2018-21). Prior to becoming full-time, he completed a three-month internship with the organization in 2018, and graduated from law school in Venezuela the same year. Jimenez is married and has a daughter.

FRONT OFFICE

COACHES

PLAYERS

2022 REVIEW

OPPONENTS

RECORDS

DEVELOPMENT

MEDIA

**2022 DOMINICAN SUMMER LEAGUE RANGERS (ROOKIE) SEASON RECAP**

**DSL TEX Blue: 40-19, T1st, 4.0 GA (Sam Pedro Division)**

**Lost to DSL Phillies White, 0-2, in Round 1**

**DSL TEX Red: 21-39, 9th, 19.5 GB (Sam Pedro Division)**

The Rangers once again fielded a pair of Dominican Summer League teams in 2022, with the 2 entries combining to finish at the top (T1st, DSL TEX Blue) and bottom (9th, DSL TEX Red) of the San Pedro division. DSL TEX Blue joined Frisco (AA) and the ACL Rangers (Rk.) as Texas affiliates to reach postseason play, but fell, 0-2, in the opening round of the DSL playoffs to the eventual league champions, DSL Phillies White.

**DSL TEX BLUE STATS**

BATTERS	AVG	G	AB	R	H	TB	2B	3B	HR	RBI	BB	IBB	SO	SB	CS	OBP	SLG	OPS	SF	SAC	HBP	DP
Erick Alvarez	.000	1	1	0	0	0	0	0	0	0	0	0	0	0	0	.000	.000	.000	0	0	0	0
Edgar Basabe	.306	44	134	36	41	61	5	3	3	14	29	0	29	18	4	.438	.455	.893	2	0	4	4
Andy Beato	.100	7	10	2	1	2	1	0	0	0	2	0	6	0	0	.308	.200	.508	0	0	1	0
Daniel Bruzual	.202	33	114	6	23	34	7	2	0	14	2	0	22	0	1	.238	.298	.536	2	0	4	5
Roni Cabrera	.214	37	112	20	24	35	3	1	2	18	13	0	32	6	1	.308	.313	.620	2	0	3	1
Jose De Jesus#	.281	54	199	45	56	76	5	3	3	27	27	2	47	14	9	.368	.382	.750	1	0	1	3
Alfredo Espinoza	.146	14	48	2	7	9	2	0	0	2	7	0	14	0	0	.255	.188	.442	0	1	0	0
Kleimer Lemos#	.258	42	132	11	34	45	6	1	1	17	8	0	28	6	3	.297	.341	.638	4	1	1	2
Jesus Lopez*	1.000	1	1	0	1	1	0	0	0	1	0	0	0	0	0	1.000	1.000	2.000	0	0	0	0
Luis Marquez	.238	42	126	25	30	47	4	2	3	16	11	0	26	6	3	.326	.373	.699	1	1	6	0
Wady Mendez*	.302	49	169	31	51	86	9	7	4	31	18	1	48	15	5	.380	.509	.889	1	0	4	1
Miguel Ojeda	.279	20	43	4	12	15	3	0	0	3	6	0	6	0	0	.360	.349	.709	1	0	0	0
Keiderson Pavon	.260	55	158	29	41	46	5	0	0	18	20	0	15	13	6	.348	.291	.639	1	2	2	6
Frank Pena	.345	12	29	4	10	12	2	0	0	3	1	0	7	3	0	.478	.414	.801	0	0	1	1
Jose Pinto	.214	50	159	25	34	43	9	0	0	16	15	0	21	4	3	.304	.270	.574	1	2	6	2
Jose Romero	.267	8	15	3	4	5	1	0	0	4	5	0	2	0	0	.478	.333	.812	1	0	2	0
Marcos Torres*	.282	53	181	34	51	84	9	3	6	33	26	0	43	13	6	.395	.464	.859	2	0	9	1
Echvedy Vargas	.301	54	196	40	59	100	19	5	4	27	13	0	27	13	5	.368	.510	.878	4	0	10	1
Oliver Yan	.065	19	31	4	2	4	0	1	0	2	0	0	16	1	1	.065	.129	.194	0	0	0	0
<b>TEAM TOTAL</b>	<b>.259</b>	<b>59</b>	<b>1858</b>	<b>321</b>	<b>481</b>	<b>705</b>	<b>90</b>	<b>28</b>	<b>26</b>	<b>246</b>	<b>203</b>	<b>3</b>	<b>389</b>	<b>112</b>	<b>47</b>	<b>.345</b>	<b>.379</b>	<b>.725</b>	<b>23</b>	<b>7</b>	<b>54</b>	<b>27</b>

PITCHERS	W-L	ERA	G	GS	CG	SV	IP	H	R	ER	HR	HB	BB	SO	BK	WP	TBF	WHIP	H9	BB9	SO9
Ismael Agreda	1-0	1.80	1	1	0	0	5.0	0	1	1	4	1	2	17	0	20.00	0.00	1.80	0.720		
Jordy Arias	0-1	2.57	4	3	0	0	14.0	6	5	4	1	1	15	16	0	3	61	15.00	3.90	9.60	10.30
Wiliam Bornie	0-0	2.57	4	4	0	0	7.0	3	2	2	1	0	4	10	0	0	25	1.000	3.90	5.10	12.90
Bienbenido Brito	1-1	3.63	9	9	0	0	34.2	23	16	14	2	6	21	55	0	9	151	1.269	6.00	5.50	14.30
Enyer Burgos	0-2	22.09	5	1	0	0	3.2	8	9	9	0	2	9	8	0	2	31	6.636	19.60	22.10	19.60
Leandro Calderon	1-1	1.69	9	7	0	0	32.0	14	7	6	1	2	16	59	0	6	128	0.938	3.90	4.50	16.60
Remy Cesar	2-3	7.56	11	0	0	0	16.2	12	15	14	1	5	16	21	0	13	78	1.680	6.50	8.60	11.30
Wilfredo Cordero	1-1	10.80	8	1	0	1	10.0	8	14	12	0	1	17	16	0	9	53	2.500	7.20	15.30	14.40
Hayrol Done	1-0	3.00	3	0	0	0	6.0	1	2	2	0	1	5	2	0	4	22	1.000	1.50	7.50	3.00
Sebastian Duenas*	1-0	5.23	6	1	0	0	10.1	6	6	6	1	7	9	13	0	2	51	1.452	5.20	7.80	11.30
Dianyer Florentino	2-0	1.45	21	0	0	10	31.0	19	10	5	1	4	14	38	1	11	127	1.065	5.50	4.10	11.00
Nyan Hernandez	1-0	1.80	1	1	0	0	5.0	0	1	1	0	0	2	2	0	0	17	0.400	0.00	3.60	3.60
Miguel Jorge	0-0	6.00	3	2	0	0	3.0	2	2	2	0	1	4	1	0	3	16	2.000	6.00	12.00	3.00
Elis Leal	0-1	15.88	4	0	0	0	5.2	10	13	10	3	2	7	1	0	2	38	3.000	15.90	11.10	1.60
Aneudis Mejia	2-0	1.17	4	0	0	0	7.2	7	3	1	0	0	5	9	0	3	34	1.565	8.20	5.90	10.60
Peniel Mena	1-0	6.00	4	0	0	1	6.0	8	4	4	1	1	2	6	0	0	27	1.667	12.00	3.00	9.00
Jesus Mosquera	1-0	29.25	6	2	0	0	4.0	5	15	13	0	4	14	5	0	13	35	4.500	11.30	31.50	11.30
Wilkerman Munoz	2-2	3.21	9	6	0	0	33.2	27	15	12	1	8	15	29	0	6	148	1.248	7.20	4.00	7.80
German Nunez	5-0	4.55	17	0	0	2	27.2	25	15	14	0	4	7	37	1	7	122	1.157	8.10	2.30	12.00
Wilker Palma	0-1	4.50	9	0	0	0	14.0	9	9	7	1	1	10	19	0	2	62	1.357	5.80	6.40	12.20
Deretel Parra	4-1	1.78	12	4	0	0	35.1	20	8	7	0	4	11	37	1	7	139	0.877	5.10	2.80	9.40
Juan Peralta*	0-0	6.75	2	0	0	0	1.1	4	1	1	0	0	1	1	0	2	9	3.750	27.00	6.80	6.80
Eward Rodriguez	2-1	2.42	11	2	0	0	26.0	27	9	7	0	0	8	23	1	0	109	1.346	9.30	2.80	8.00
Geury Rodriguez*	0-0	0.00	1	0	0	0	1.0	1	0	0	0	0	0	1	0	0	4	1.000	9.00	0.00	9.00
Victor Simeon	3-1	3.83	10	9	0	0	42.1	32	19	18	1	4	25	45	0	9	179	1.346	6.80	5.30	9.60
Danery Tejada	1-0	1.64	11	1	0	3	22.0	16	5	4	0	6	4	22	1	5	87	0.909	6.50	1.60	9.00
Gabriel Torres*	0-0	1.69	2	1	0	0	5.1	4	1	1	0	0	4	7	0	1	24	1.500	6.80	6.80	11.80
Rayner Urbaz	2-2	1.89	16	1	0	1	38.0	23	10	8	1	6	10	54	1	8	153	0.868	5.40	2.40	12.80
Jesus Valdez	3-1	0.55	5	0	0	0	16.1	7	5	1	1	1	4	19	1	1	61	0.673	3.90	2.20	15.00
Adonis Villavicencio	1-0	2.45	7	0	0	0	11.0	10	3	3	0	3	4	13	0	3	48	1.273	8.20	3.30	10.60
Jose Viola	2-0	1.74	5	3	0	0	20.2	13	5	4	2	1	8	26	0	2	82	1.016	5.70	3.50	11.30
Oliver Yan	0-0	0.00	1	0	0	0	0.2	1	0	0	0	0	0	0	0	0	3	1.500	13.50	0.00	0.00
<b>TEAM TOTAL</b>	<b>40-19</b>	<b>3.49</b>	<b>59</b>	<b>59</b>	<b>0</b>	<b>18</b>	<b>497.0</b>	<b>351</b>	<b>230</b>	<b>193</b>	<b>19</b>	<b>76</b>	<b>272</b>	<b>599</b>	<b>8</b>	<b>135</b>	<b>2141</b>	<b>1.254</b>	<b>6.40</b>	<b>4.90</b>	<b>10.80</b>

FRONT OFFICE

COACHES

PLAYERS

2022 REVIEW

OPPONENTS

RECORDS

DEVELOPMENT

MEDIA

**DSL TEX RED STATS**

FRONT OFFICE

BATTERS	AVG	G	AB	R	H	TB	2B	3B	HR	RBI	BB	IBB	SO	CS	OBP	SLG	OPS	SF	SAC	HBP	DP	
Erick Alvarez	.296	51	186	31	55	83	8	4	4	22	15	0	26	15	6	.367	.446	.813	0	0	6	1
Yeremi Cabrera*	.179	47	140	22	25	40	3	3	2	12	26	0	29	11	3	.328	.286	.613	0	1	5	1
Juan Diaz	.253	46	166	23	42	61	7	3	2	16	10	0	19	12	5	.308	.348	.675	2	0	4	1
Freddy Espinal*	.161	15	31	4	5	7	0	1	0	0	4	0	9	0	2	.278	.226	.504	0	0	1	0
Jaiker Garcia	.174	39	92	14	16	21	3	1	0	1	14	0	40	8	4	.296	.228	.525	0	0	2	2
Christian Gonzalez	.259	51	197	23	51	76	13	0	4	22	13	0	34	3	4	.321	.386	.707	2	0	6	3
Anthony Gutierrez	.352	23	91	22	32	49	8	0	3	16	8	0	18	5	3	.408	.539	.946	2	0	2	3
Francisco Lopez	.206	39	107	19	22	29	4	0	1	11	26	0	26	8	5	.377	.271	.648	1	0	4	3
Jesus Loya*	.229	37	109	13	25	42	8	0	3	16	22	0	17	4	3	.372	.385	.758	2	0	4	0
Elian Lozano	.167	12	30	4	5	5	0	0	0	2	10	0	12	2	0	.405	.167	.572	0	0	2	0
Rafael Marcano	.180	21	61	6	11	18	2	1	1	6	7	0	16	1	1	.296	.295	.591	0	0	3	2
Gedionne Martin	.240	52	167	23	40	62	13	3	1	23	19	0	44	5	4	.330	.371	.701	1	0	4	0
Esteban Mejia	.267	34	131	20	35	49	8	3	0	18	10	0	16	15	1	.331	.374	.705	1	0	3	1
Miguel Ojeda	.333	11	27	4	9	12	3	0	0	8	5	0	4	0	1	.441	.444	.886	1	0	1	0
Hector Osorio*	.276	9	29	2	8	9	1	0	0	3	8	0	6	1	1	.462	.310	.772	0	0	2	0
Joselin Payano	.177	28	68	6	12	17	2	0	1	5	11	0	16	0	2	.296	.250	.546	1	0	1	1
Hector Pinerof	.158	14	38	7	6	6	0	0	0	2	5	0	19	1	0	.273	.158	.431	0	0	1	0
Jose Romero	.161	14	31	3	5	7	0	1	0	2	4	0	6	0	0	.297	.226	.523	0	0	2	1
Jeremy Santana	.214	35	112	9	24	28	4	0	0	9	18	0	41	16	5	.333	.250	.583	0	0	2	3
Yeferson Tineo#	.210	33	100	15	21	23	2	0	0	11	17	0	27	7	2	.333	.230	.563	1	0	1	0
<b>TEAM TOTAL</b>	<b>.235</b>	<b>60</b>	<b>1913</b>	<b>270</b>	<b>449</b>	<b>644</b>	<b>89</b>	<b>20</b>	<b>22</b>	<b>205</b>	<b>252</b>	<b>0</b>	<b>425</b>	<b>114</b>	<b>52</b>	<b>.339</b>	<b>.337</b>	<b>.676</b>	<b>14</b>	<b>1</b>	<b>57</b>	<b>25</b>

COACHES

PLAYERS

PITCHERS	W-L	ERA	G	GS	CG	SV	IP	H	R	ER	HR	HB	BB	SO	BK	WP	TBF	WHIP	H9	BB9	SO9
Gerson Angulo	2-1	5.40	11	2	0	2	13.1	11	9	8	1	2	10	26	0	2	61	1.575	7.40	6.80	17.60
Jordy Arias	2-0	0.74	5	5	1	0	24.1	9	3	2	0	1	12	30	0	4	93	0.863	3.30	4.40	11.10
Yetimison Arias	1-0	2.76	6	3	0	0	16.1	12	7	5	0	3	7	13	1	0	71	1.163	6.60	3.90	7.20
Julio Ayala	0-0	7.88	4	0	0	0	8.0	6	8	7	2	0	4	5	0	4	34	1.250	6.80	4.50	5.60
Yefris Baptiste*	1-1	12.96	8	0	0	1	8.1	7	12	12	1	6	10	12	0	5	48	2.040	7.60	10.80	13.00
Enyer Burgos	0-4	8.78	7	4	0	0	13.1	14	16	13	0	5	15	17	0	6	71	2.175	9.50	10.10	11.50
Leandro Calderon	0-0	3.86	1	0	0	0	2.1	1	1	1	0	0	2	4	0	2	10	1.286	3.90	7.70	15.40
Remy Cesar	0-2	10.00	7	0	0	0	9.0	7	13	10	0	6	16	4	0	7	54	2.556	7.00	16.00	4.00
Bawin Colon	0-0	7.36	3	0	0	0	3.2	3	3	3	0	0	5	4	0	0	18	2.182	7.40	12.30	9.80
Wilfredo Cordero	1-3	9.00	13	0	0	0	15.0	11	20	15	0	8	22	18	1	14	86	2.200	6.60	13.20	10.80
David Davavillo	0-0	13.50	2	0	0	0	2.0	3	3	3	1	0	1	0	0	1	10	2.000	13.50	4.50	0.00
Hayrod Done	2-1	4.78	17	0	0	1	26.1	19	22	14	1	6	24	21	2	16	127	1.633	6.50	8.20	7.20
Sebastian Duenas*	0-0	27.00	4	0	0	0	4.0	10	16	12	3	3	4	4	0	3	31	3.500	22.50	9.00	9.00
Jose Estrada	0-1	5.06	17	0	0	0	32.0	21	20	18	2	5	25	37	1	15	146	1.438	5.90	7.00	10.40
Dianyer Florentino	0-0	0.00	1	0	0	0	1.0	0	0	0	0	0	0	1	0	0	3	0.000	0.00	0.00	9.00
Jaiker Garcia	0-0	0.00	1	0	0	0	1.1	1	0	0	0	0	0	1	0	0	4	0.750	6.80	0.00	6.80
Orlando Gil	1-3	2.18	13	7	0	0	45.1	36	17	11	2	6	22	53	0	11	195	1.279	7.10	4.40	10.50
Nyan Hernandez	2-0	1.06	3	3	0	0	17.0	4	2	2	1	2	7	15	0	0	61	0.647	2.10	3.70	7.90
Emmanuel Martinez*	0-1	6.49	8	8	0	0	26.1	32	21	19	0	4	18	44	1	4	132	1.899	10.90	6.20	15.00
Brayan Mendoza*	1-2	1.23	5	5	0	0	22.0	7	3	3	0	0	12	26	0	2	81	0.864	2.90	4.90	10.60
Jesus Mosquera	0-1	243.00	3	0	0	0	0.1	4	10	9	0	0	10	0	2	7	15	42.000	108.00	270.00	0.00
Wilkerman Munoz	0-0	1.84	3	3	0	0	14.2	13	3	3	1	2	3	15	0	0	58	1.091	8.00	1.80	9.20
Miguel Ojeda	0-0	23.63	1	0	0	0	2.2	9	7	7	2	0	1	1	0	0	18	3.750	30.40	3.40	3.40
Wilker Palma	0-3	7.71	9	3	0	1	18.2	21	18	16	4	0	12	22	0	2	85	1.748	10.10	5.80	10.60
Deretd Parra	0-2	2.25	3	2	0	0	8.0	8	3	2	0	0	2	8	0	0	33	1.250	9.00	2.30	9.00
Hector Pinerof	0-0	0.00	1	0	0	0	0.1	1	0	0	0	0	1	0	0	1	3	6.000	27.00	27.00	0.00
Eward Rodriguez	1-2	6.60	6	3	0	0	15.0	16	14	11	0	4	5	18	0	1	67	1.400	9.60	3.00	10.80
Geury Rodriguez*	1-0	9.33	14	1	0	0	18.1	24	19	19	1	3	14	28	0	6	90	2.073	11.80	6.90	13.70
Danery Tejada	0-0	0.00	1	0	0	0	1.0	1	0	0	0	0	1	0	1	1	4	2.000	9.00	9.00	0.00
Gabriel Torres*	2-5	4.50	10	8	0	0	42.0	47	35	21	3	6	8	50	0	5	191	1.310	10.10	1.70	10.70
Jose Felipe Torres	2-3	2.01	18	2	0	2	44.2	39	18	10	2	1	7	41	0	6	178	1.030	7.90	1.40	8.30
Jesus Valdez	1-2	1.16	12	1	0	1	23.1	19	13	3	0	4	5	22	1	5	104	1.029	7.30	1.90	8.50
Adonis Villavicencio	0-1	7.07	11	0	0	1	14.0	9	12	11	1	3	16	23	0	10	66	1.786	5.80	10.30	14.80
Jose Viola	1-1	3.48	10	0	0	2	10.1	9	5	4	0	0	3	10	0	1	43	1.161	7.80	2.60	8.70
<b>TEAM TOTAL</b>	<b>21-39</b>	<b>4.89</b>	<b>60</b>	<b>60</b>	<b>1</b>	<b>11</b>	<b>504.1</b>	<b>434</b>	<b>353</b>	<b>274</b>	<b>28</b>	<b>80</b>	<b>304</b>	<b>573</b>	<b>10</b>	<b>141</b>	<b>2291</b>	<b>1.463</b>	<b>7.70</b>	<b>5.40</b>	<b>10.20</b>

RECORDS

DEVELOPMENT

MEDIA






FRONT OFFICE

COACHES

PLAYERS

# DOMINICAN REPUBLIC COMPLEX



2022 REVIEW

OPPONENTS

The state-of-the-art facility, located in Boca Chica, is home of the organization's international baseball program. The Academy encompasses nearly 24 acres and includes an 18,500 square foot clubhouse with 100 player lockers, large training areas, and a 30,000 square foot dormitory complete with 125 beds, classrooms, and dining facilities. Groundbreaking for the Academy took place on Sept. 21, 2017, and the facility opened on Aug. 30, 2019.

RECORDS



DEVELOPMENT

MEDIA

# DRAFT HISTORY

## TEXAS ALL-TIME TOP SELECTIONS IN MLB DRAFT

	YEAR	PICK #	NAME/POSITION	SCHOOL	HOMETOWN
FRONT OFFICE	1972	4	Roy Howell, 3B	Lompoc (CA) High School	Lompoc, CA
	1973	1	David Clyde, LHP	Westchester (TX) High School	Houston, TX
	1974	2	Tommy Boggs, RHP	Lanier (TX) High School	Austin, TX
	1975	17	Jim Gideon, RHP	University of Texas	Houston, TX
	1976	12	William Simpson, OF	Lakewood (CA) High School	Lakewood, CA
	1977	9	Dave Hibner, SS	Howell (MI) High School	Howell, MI
	1978*	20 (2nd)	Amos Lewis, IF	Astronaut (FL) High School	Mims, FL
	1979	17	Jerry Don Gleadon, LHP	University of Texas	Brownwood, TX
	1980	14	Tim Maki, RHP	Carroll (IN) High School	Huntertown, IN
	1981	9	Ron Darling, RHP	Yale University	Milbury, MA
COACHES	1982**	16 (2nd)	Mike Rubel, 1B	Cal State Fullerton	Anaheim, CA
	1983	3	Jeff Kunkel, SS	Rider College	Leonardo, CA
	1984	12	Oddibe McDowell, OF	Arizona State University	Hollywood, FL
	1985	3	Bobby Witt, RHP	University of Oklahoma	Canton, MA
	1986	4	Kevin Brown, RHP	Georgia Tech University	McIntyre, GA
	1987	19	Brian Bohanon, LHP	North Shore (TX) High School	Houston, TX
	1988	6	Monty Fariss, SS	Oklahoma State University	Leedey, OK
	1989	5	Donald Harris, OF	Texas Tech University	Waco, TX
	1990	16	Danny Smith, LHP	Creighton University	Apple Valley, MN
	1991	19	Benji Gil, SS	Chula Vista (CA) High School	San Diego, CA
PLAYERS	1992	22	Rick Helling, RHP	Stanford University	West Fargo, ND
	1993***	30	Mike Bell, 3B	Moeller (OH) High School	Cincinnati, OH
	1994**	22 (2nd)	Kevin Brown, C	University of Southern Indiana	Winslow, IN
	1995	7	Jonathan Johnson, RHP	Florida State University	Ocala, FL
	1996	18	R.A. Dickey, RHP	University of Tennessee	Nashville, TN
	1997###	39	Jason Romano, 3B	Hillsborough (FL) High School	Tampa, FL
	1998	10	Carlos Pena, 1B	Northeastern University	Haverhill, MA
	1999####	38	Colby Lewis, RHP	Bakersfield Community College	Bakersfield, CA
	2000	25	Scott Heard, C	Rancho Bernardo (CA) High School	San Diego, CA
	2001	5	Mark Teixeira, INF/OF	Georgia Tech University	Severna Park, MD
2022 REVIEW	2002	10	Drew Meyer, INF	South Carolina University	Charleston, SC
	2003	9	John Danks, LHP	Round Rock (TX) High School	Round Rock, TX
	2004	10	Thomas Diamond, RHP	University of New Orleans	New Orleans, LA
	2005	19	John Mayberry Jr., OF	Stanford University	Kansas City, MO
	2006	12	Kasey Kiker, LHP	Russell County (AL) High School	Seale, AL
	2007	17	Blake Beavan, RHP	Irving (TX) High School	Irving, TX
	2008	11	Justin Smoak, 1B	University of South Carolina	Goose Creek, SC
	2009	14	Matthew Purke, LHP	Klein (TX) High School	Klein, TX
	2010	15	Jake Skole, OF	Blessed Trinity (GA) High School	Roswell, GA
	2011	33	Kevin Matthews, LHP	Richmond Hill (GA) High School	Richmond Hill, GA
OPPONENTS	2012	29	Lewis Brinson, OF	Coral Springs (FL) High School	Coral Springs, FL
	2013	23	Alex Gonzalez, RHP	Oral Roberts University	Boca Raton, FL
	2014	30	Luis Ortiz, RHP	Sanger (CA) High School	Sanger, CA
	2015	4	Dillon Tate, RHP	University of California-Santa Barbara	Claremont, CA
	2016^	30	Cole Ragans, LHP	North Florida Christian High School	Tallahassee, FL
	2017	26	Bubba Thompson, OF	McGill-Toolen (AL) High School	Mobile, AL
	2018	15	Cole Winn, RHP	Orange Lutheran (CA) High School	Longmont, CO
	2019	8	Josh Jung, 3B	Texas Tech University	San Antonio, TX
	2020	14	Justin Foscue, 2B	Mississippi State University	Huntsville, AL
	2021	2	Jack Leiter, RHP	Vanderbilt University	Summit, NJ
2022	3	Kumar Rocker, RHP	Vanderbilt University	Athens, GA	

\* First round pick went to Oakland for signing of free agent Mike Jorgensen.

\*\* First round pick went to Boston for signing of free agent Frank Tanana.

\*\*\* First round pick went to Toronto for signing of free agent Tom Henke...first selection was a sandwich pick between first and second round.

\*\*\*\* First round pick went to San Francisco for signing of free agent Will Clark.

##### First round pick went to New York (AL) for signing of free agent John Wetteland...first selection was a sandwich pick between 1st and 2nd round.

#### First round pick went to Baltimore for signing of free agent Rafael Palmeiro...first selection was a sandwich pick between 1st and 2nd round.

^ First round pick was forfeited for signing of free agent Ian Desmond...first selection was compensatory round pick for the loss of free agent Yovani Gallardo to Baltimore.

## RANGERS SELECTIONS IN THE 2021 MLB DRAFT (18)

PLAYERS IN BOLD SIGNED OR AGREED TO TERMS (13 OF 28)

Rd.	Name	Pos.	B/T	Ht.	Wt.	DOB	School	Hometown	Scout
1	Kumar Rocker	RHP	R/R	6-5	245	11/22/99	Vanderbilt University	Athens, GA	Carroll/McConnehead
4	Brock Porter	RHP	R/R	6-4	210	06/03/03	St. Mary's Prep (MI)	Milford, MI	Collias
5	Chandler Pollard	SS	R/R	6-2	175	05/03/04	Woodward Academy (GA)	Winston, GA	Carroll
6	Tommy Specht	OF	L/R	6-3	200	06/24/04	Wahlert HS (IA)	Dubuque, IA	Dustin Smith
7	Luis Ramirez	RHP	R/R	6-2	200	04/06/01	Long Beach State University	East Los Angeles, CA	Perry
8	Matt Brosky	RHP	R/R	5-10	190	09/15/99	Youngstown State University	Strongsville, OH	Collias
9	Griffin Cheney	SS	R/R	5-11	185	05/21/99	Georgia State University	Johns Creek, GA	Carroll
10	Josh Hatcher	OF	L/L	6-2	200	09/03/98	Kennesaw State University	Albany, GA	Carroll
11	Kohl Drake	LHP	L/L	6-5	220	07/17/00	Walters State CC (TN)	Sachse, TX	Carroll
12	Jackson Kelley	RHP	R/R	6-0	185	04/26/00	Mercer University (GA)	Marrieta, GA	Carroll
13	Caden Marcum	RHP	R/R	6-5	160	08/07/03	Paola HS (KS)	Paola, KS	Dustin Smith
14	Andrew Owen	RHP	R/R	6-1	185	01/20/02	Grossmont College (CA)	Turlock, CA	Flores
15	Jack Goodman	SS	R/R	6-0	185	10/09/03	Medfield HS (MA)	Medfield, MA	Sakurayama
16	Nick Bautista III	RHP	R/R	6-3	200	02/22/02	Cypress College (CA)	Los Angeles, CA	Perry
17	Carson Dorsey	LHP	L/L	6-2	165	02/25/03	Gulf Coast CC (FL)	Panama City Beach, FL	Campbell
18	Justin Sanchez	LHP	L/L	6-0	185	10/11/03	Monsignor McClancy HS (NY)	Queens, NY	Sakurayama
19	Grayson Saunier	RHP	L/R	6-4	195	04/24/04	Collierville HS (TN)	Collierville, TN	Morrison
20	Matt Scott	RHP	R/R	6-6	225	01/13/04	Joel Barlow HS (CT)	Redding, CT	Sakurayama

# AFFILIATE HISTORY

Year	AAA	AA	High-A	Low-A	Short-A	Rookie
2023	Round Rock	Frisco	Hickory	Down East		ACL Rangers, DSL TEX Blue, DSL TEX Red
2022	Round Rock	Frisco	Hickory	Down East		ACL Rangers, DSL TEX Blue, DSL TEX Red
2021	Round Rock	Frisco	Hickory	Down East		ACL Rangers, DSL Rangers1, DSL Rangers2
2020*	Nashville	Frisco	Down East	Hickory	Spokane	AZL Rangers, DSL Rangers1, DSL Rangers2
2019	Nashville	Frisco	Down East	Hickory	Spokane	AZL Rangers, DSL Rangers1, DSL Rangers2
2018	Round Rock	Frisco	Down East	Hickory	Spokane	AZL Rangers, DSL Rangers1, DSL Rangers2
2017	Round Rock	Frisco	Down East	Hickory	Spokane	AZL Rangers, DSL Rangers1, DSL Rangers2
2016	Round Rock	Frisco	High Desert	Hickory	Spokane	AZL Rangers, DSL Rangers1, DSL Rangers2
2015	Round Rock	Frisco	High Desert	Hickory	Spokane	AZL Rangers, DSL Rangers1, DSL Rangers2
2014	Round Rock	Frisco	Myrtle Beach	Hickory	Spokane	AZL Rangers, DSL Rangers1, DSL Rangers2
2013	Round Rock	Frisco	Myrtle Beach	Hickory	Spokane	AZL Rangers, DSL Rangers
2012	Round Rock	Frisco	Myrtle Beach	Hickory	Spokane	AZL Rangers, DSL Rangers
2011	Round Rock	Frisco	Myrtle Beach	Hickory	Spokane	AZL Rangers, DSL Rangers
2010	Oklahoma City	Frisco	Bakersfield	Hickory	Spokane	AZL Rangers, DSL Rangers
2009	Oklahoma City	Frisco	Bakersfield	Hickory	Spokane	AZL Rangers, DSL Rangers1, DSL Rangers2
2008	Oklahoma	Frisco	Bakersfield	Clinton	Spokane	AZL Rangers, DSL Rangers1, DSL Rangers2
2007	Oklahoma	Frisco	Bakersfield	Clinton	Spokane	AZL Rangers, DSL Rangers
2006	Oklahoma	Frisco	Bakersfield	Clinton	Spokane	AZL Rangers, DSL Rangers
2005	Oklahoma	Frisco	Bakersfield	Clinton	Spokane	AZL Rangers, DSL Rangers
2004	Oklahoma	Frisco	Stockton	Clinton	Spokane	AZL Rangers, DSL Rangers
2003	Oklahoma	Frisco	Stockton	Clinton	Spokane	AZL Rangers, DSL Rangers
2002	Oklahoma	Tulsa	Port Charlotte	Savannah		Pulaski, GCL Rangers, DSL Rangers
2001	Oklahoma	Tulsa	Port Charlotte	Savannah		Pulaski, GCL Rangers, DSL Rangers
2000	Oklahoma	Tulsa	Port Charlotte	Savannah		Pulaski, GCL Rangers, DSL Rangers
1999	Oklahoma	Tulsa	Port Charlotte	Savannah		Pulaski, GCL Rangers, DSL Rangers
1998	Oklahoma	Tulsa	Port Charlotte	Savannah		Pulaski, GCL Rangers, DSL Rangers
1997	Oklahoma City	Tulsa	Port Charlotte			Pulaski, GCL Rangers, DSL Rangers1, DSL Rangers2
1996	Oklahoma City	Tulsa	Port Charlotte	Charleston		GCL Rangers, DSL Rangers
1995	Oklahoma City	Tulsa	Port Charlotte	Charleston	Hudson Valley	GCL Rangers, DSL Rangers
1994	Oklahoma City	Tulsa	Port Charlotte	Charleston	Hudson Valley	GCL Rangers, DSL Rangers/Braves
1993	Oklahoma City	Tulsa	Port Charlotte	Charleston	Erie	GCL Rangers, DSL Rangers/Cubs
1992	Oklahoma City	Tulsa	Port Charlotte	Gastonia		Butte, GCL Rangers, DSL Rangers/Marlins
1991	Oklahoma City	Tulsa	Port Charlotte	Gastonia		Butte, GCL Rangers
1990	Oklahoma City	Tulsa	Port Charlotte	Gastonia		Butte, GCL Rangers
1989	Oklahoma City	Tulsa	Port Charlotte, Gastonia	Port Charlotte, Gastonia		Butte, GCL Rangers
1988	Oklahoma City	Tulsa	Port Charlotte, Gastonia	Port Charlotte, Gastonia		Butte, GCL Rangers
1987	Oklahoma City	Tulsa	Port Charlotte, Gastonia	Port Charlotte, Gastonia		GCL Rangers
1986	Oklahoma City	Tulsa	Salem, Daytona Beach	Salem, Daytona Beach		GCL Rangers
1985	Oklahoma City	Tulsa	Salem, Burlington	Salem, Burlington		GCL Rangers
1984	Oklahoma City	Tulsa	Salem, Burlington	Salem, Burlington	Tri-Cities	GCL Rangers
1983	Oklahoma City	Tulsa	Burlington	Burlington	Tri-Cities	GCL Rangers
1982	Denver	Tulsa	Burlington	Burlington		GCL Rangers
1981	Wichita	Tulsa	Asheville	Asheville		GCL Rangers
1980	Charleston	Tulsa	Asheville	Asheville		GCL Rangers
1979	Tucson	Tulsa	Asheville	Asheville		GCL Rangers
1978	Tucson	Tulsa	Asheville	Asheville		GCL Rangers
1977	Tucson	Tulsa	Asheville	Asheville		GCL Rangers
1976	Sacramento	San Antonio	Asheville	Asheville		GCL Rangers
1975	Spokane	Pittsfield		Lynchburg, Anderson		GCL Rangers
1974	Spokane	Pittsfield		Gastonia		GCL Rangers
1973	Spokane	Pittsfield		Gastonia		GCL Rangers
1972	Denver	Pittsfield		Greenville, Burlington	Geneva	GCL Rangers

\*2020 minor league season canceled due to pandemic

# LEAGUE CHAMPIONSHIPS

**AAA:** Oklahoma City/American Association (1996); Oklahoma City/American Association (1992); Spokane/Pacific Coast (1974); Spokane/Pacific Coast (1973)

**AA:** Frisco/Texas (2022); Frisco/Texas (2004); Tulsa/Texas (1998); Tulsa/Texas (1988); Tulsa/Texas (1982)

**High-A:** Down East/Carolina (2017); High Desert/California (2016); Port Charlotte/Florida State (2002); Port Charlotte/Florida State (1989)

**Low-A:** Hickory/South Atlantic (2015); Gastonia/Western Carolinas (1974)

**Short-A:** Spokane/Northwest (2008); Spokane/Northwest (2005); Spokane/Northwest (2003); Tri-Cities/Northwest (1984)

**Rookie:** AZL Rangers/Arizona (2019); DSL Rangers1/Dominican (2014); DSL Rangers/Dominican (2013); AZL Rangers/Arizona (2012); GCL Rangers/Gulf Coast (2000); GCL Rangers/Gulf Coast (1998); GCL Rangers/Gulf Coast (1993); GCL Rangers/Gulf Coast (1978); GCL Rangers/Gulf Coast (1976); GCL Rangers/Gulf Coast (1975); GCL Rangers/Gulf Coast (1973)

# TEXAS ALL-TIME MINOR LEAGUE RECORDS

## BATTING RECORDS

<b>Highest Batting Average</b>	<b>*.391</b>	Rob Maurer, Butte, 1988
<b>Full Season Team</b>	<b>*.369</b>	Dan Murphy, Asheville, 1981
<b>Most Games</b>	<b>*144</b>	Scott Coolbaugh, Oklahoma City, 1989
<b>Most Hits</b>	<b>*194</b>	Pat Putnam, Asheville, 1976
<b>Most Doubles</b>	<b>*51</b>	Mike Lamb, Tulsa, 1999
	<b>*51</b>	Ian Kinsler, Clinton-Frisco, 2004
<b>Most Triples</b>	<b>*18</b>	Bob Brower, Okla. City, 1985
<b>Most Home Runs</b>	<b>42</b>	Joey Gallo, Frisco/Myrtle Beach, 2014
<b>Most Runs Batted In</b>	<b>*142</b>	Pat Putnam, Asheville, 1976
<b>Most Runs</b>	<b>*141</b>	Billy Sample, Tucson, 1978
<b>Most Bases on Balls</b>	<b>*122</b>	Mike Hart, Tucson, 1979
<b>Most Strikeouts</b>	<b>*191</b>	Lewis Brinson, Hickory, 2013
<b>Most Stolen Bases</b>	<b>*82</b>	Greg Jemison, Asheville, 1977

## PITCHING RECORDS

<b>Most Victories</b>	<b>19</b>	Gerald Alexander, Charlotte-OKC, 1990
<b>Most Losses</b>	<b>*19</b>	Mike Griffin, Tulsa, 1978
<b>Most Saves</b>	<b>*38</b>	Kerry Lacy, Charleston-Charlotte, 1993
	<b>*38</b>	R.A. Dickey, Charlotte, 1998
<b>Most Innings</b>	<b>212.0</b>	Larry McCall, Tucson, 1979
<b>Most Strikeouts</b>	<b>*205</b>	Rick Helling, Tulsa-OKC, 1993
<b>Most Games</b>	<b>*66</b>	Steve Lankard, Charlotte, 1987
<b>Lowest ERA</b>	<b>*0.59</b>	Clint Brannon, Spokane, 2004

(Based on League Qualifiers)

\*Led league

Day	Date	Round Rock (AA), CT	Frisco (AA), CT	Hickory (High-A), ET	Down East (Low-A), ET	Day	Date	Opponent
FRI	March 31	vs Albuquerque, 7:05 PM				FRI	March 31	at Winston-Salem, 6:00 PM
SUN	April 2	vs Albuquerque, 1:05 PM				SUN	April 2	vs Kannapolis, 6:05 PM
THU	April 3	OFF				THU	April 3	vs Kannapolis, 6:00 PM
WED	April 5	at Sugar Land, 6:05 PM				WED	April 5	vs Kannapolis, 6:05 PM
THU	April 6	at Sugar Land, 11:05 AM				FRI	April 7	vs Kannapolis, 6:00 PM
WED	April 7	at Sugar Land, 7:05 PM				SAT	April 8	OFF
FRI	April 8	at Sugar Land, 6:05 PM				FRI	April 8	vs Carolina, 6:05 PM
SAT	April 9	at Sugar Land, 1:05 PM				SAT	April 9	OFF
MON	April 10	OFF				MON	April 10	OFF
WED	April 11	vs Tacoma, 7:05 PM				WED	April 11	at Augusta, 6:05 PM
THU	April 12	vs Tacoma, 7:05 PM				THU	April 12	at Augusta, 6:05 PM
WED	April 13	vs Tacoma, 7:05 PM				THU	April 13	at Augusta, 6:05 PM
THU	April 14	vs Tacoma, 7:05 PM				FRI	April 15	at Augusta, 6:05 PM
SAT	April 15	vs Tacoma, 7:05 PM				SAT	April 16	at Augusta, 6:05 PM
SUN	April 16	vs Tacoma, 1:05 PM				SUN	April 17	at Augusta, 6:05 PM
MON	April 18	OFF				MON	April 18	OFF
TUE	April 18	at Sacramento, 8:45 PM				TUE	April 18	vs Carolina, 6:00 PM
THU	April 19	at Sacramento, 6:45 PM				THU	April 19	vs Carolina, 6:00 PM
THU	April 20	at Sacramento, 6:45 PM				FRI	April 20	vs Carolina, 6:00 PM
FRI	April 21	at Sacramento, 8:45 PM				FRI	April 21	vs Carolina, 6:00 PM
SUN	April 22	at Sacramento, 3:05 PM				SUN	April 22	OFF
SUN	April 23	OFF				SUN	April 23	OFF
MON	April 24	OFF				MON	April 24	OFF
TUE	April 25	vs Albuquerque, 7:05 PM				TUE	April 25	at Fayetteville, 5:05 PM
WED	April 26	vs Albuquerque, 7:05 PM				WED	April 26	at Fayetteville, 10:05 AM
THU	April 27	vs Albuquerque, 7:05 PM				THU	April 27	at Fayetteville, 6:05 PM
FRI	April 28	vs Albuquerque, 7:05 PM				FRI	April 28	at Fayetteville, 6:05 PM
SAT	April 29	vs Albuquerque, 7:05 PM				SAT	April 29	at Fayetteville, 4:05 PM
SUN	April 30	OFF				SUN	April 30	OFF
MON	May 1	OFF				MON	May 1	OFF
TUE	May 2	at Reno, 6:05 PM				TUE	May 2	at Frederickburg, 6:05 PM
WED	May 3	at Reno, 6:05 PM				WED	May 3	at Frederickburg, 6:05 PM
THU	May 4	at Reno, 4:05 PM				THU	May 4	at Frederickburg, 6:05 PM
FRI	May 5	at Reno, 6:05 PM				FRI	May 5	at Frederickburg, 6:05 PM
SAT	May 6	at Reno, 6:05 PM				SAT	May 6	at Frederickburg, 6:05 PM
SUN	May 7	OFF				SUN	May 7	OFF
MON	May 8	OFF				MON	May 8	OFF
TUE	May 9	vs Oklahoma City, 7:05 PM				TUE	May 9	vs Delmarva, 6:00 PM
THU	May 10	vs Oklahoma City, 7:05 PM				THU	May 10	vs Delmarva, 6:00 PM
THU	May 11	vs Oklahoma City, 7:05 PM				FRI	May 11	vs Delmarva, 6:00 PM
FRI	May 12	vs Oklahoma City, 7:05 PM				FRI	May 12	vs Delmarva, 6:00 PM
SAT	May 13	vs Oklahoma City, 7:05 PM				SAT	May 13	vs Delmarva, 6:00 PM
SUN	May 14	vs Oklahoma City, 1:05 PM				SUN	May 14	vs Delmarva, 6:00 PM
MON	May 15	OFF				MON	May 15	vs Fayetteville, 5:00 PM
TUE	May 16	vs El Paso, 7:05 PM				TUE	May 16	vs Fayetteville, 5:00 PM
WED	May 17	vs El Paso, 7:05 PM				WED	May 17	vs Fayetteville, 4:00 AM
THU	May 18	vs El Paso, 7:05 PM				THU	May 18	vs Fayetteville, 6:00 PM
FRI	May 19	vs El Paso, 7:05 PM				FRI	May 19	vs Fayetteville, 6:00 PM
SAT	May 20	vs El Paso, 7:05 PM				SAT	May 20	vs Fayetteville, 6:00 PM
SUN	May 21	OFF				SUN	May 21	OFF
MON	May 22	OFF				MON	May 22	OFF
WED	May 24	at Albuquerque, 7:35 PM				WED	May 24	at Carolina, 6:00 PM
THU	May 25	at Albuquerque, 7:35 PM				THU	May 25	at Carolina, 6:00 PM
THU	May 26	at Albuquerque, 7:35 PM				FRI	May 27	at Carolina, 6:00 PM
SAT	May 27	at Albuquerque, 7:35 PM				SAT	May 27	at Carolina, 6:00 PM
SUN	May 28	at Albuquerque, 7:35 PM				SUN	May 28	at Carolina, 6:00 PM
MON	May 29	OFF				MON	May 29	OFF
TUE	May 30	vs San Antonio, 7:05 PM				TUE	May 30	vs Columbia, 6:00 PM
THU	May 31	vs San Antonio, 7:05 PM				THU	May 31	vs Columbia, 6:00 PM
THU	June 1	vs San Antonio, 7:05 PM				FRI	June 1	vs Columbia, 6:00 PM
SAT	June 2	vs San Antonio, 7:05 PM				SAT	June 2	vs Columbia, 6:00 PM
SUN	June 3	vs San Antonio, 6:05 PM				SUN	June 3	vs Columbia, 6:00 PM
SUN	June 4	vs Sugar Land, 6:05 PM				SUN	June 4	vs Columbia, 12:00 PM
TUE	June 6	at Salt Lake, 7:35 PM				TUE	June 6	at Demarva, 6:05 PM
WED	June 7	at Salt Lake, 4:05 PM				WED	June 7	at Demarva, 6:05 PM
THU	June 8	at Salt Lake, 7:35 PM				THU	June 8	at Demarva, 6:05 PM
FRI	June 9	at Salt Lake, 7:35 PM				FRI	June 9	at Demarva, 6:05 PM
SUN	June 10	at Salt Lake, 2:05 PM				SUN	June 10	at Demarva, 6:05 PM
MON	June 11	OFF				MON	June 11	OFF
TUE	June 12	OFF				TUE	June 12	OFF
WED	June 14	vs El Paso, 7:05 PM				WED	June 14	vs Kannapolis, 6:05 PM
THU	June 15	vs El Paso, 7:05 PM				THU	June 15	vs Kannapolis, 6:05 PM
THU	June 16	vs El Paso, 7:05 PM				FRI	June 16	vs Kannapolis, 6:05 PM
FRI	June 17	vs El Paso, 6:05 PM				FRI	June 17	vs Kannapolis, 6:05 PM
SAT	June 18	vs El Paso, 6:05 PM				SAT	June 18	vs Kannapolis, 6:05 PM
SUN	June 19	OFF				SUN	June 19	OFF
MON	June 20	OFF				MON	June 20	OFF
TUE	June 20	vs Springfield, 1:05 PM				TUE	June 20	at Salem, 6:05 PM
THU	June 21	vs Sacramento, 7:05 PM				THU	June 21	at Salem, 6:05 PM
THU	June 22	vs Sacramento, 7:05 PM				THU	June 22	at Salem, 6:05 PM
FRI	June 23	vs Sacramento, 7:05 PM				FRI	June 23	at Salem, 6:05 PM
SAT	June 24	vs Sacramento, 7:05 PM				SAT	June 24	at Salem, 6:05 PM
SUN	June 25	vs Sacramento, 6:05 PM				SUN	June 25	at Salem, 6:05 PM

Day	Date	Round Rock (AAM) - CT	Frisco (AA) - CT	Hickory (High-A) - ET	Dawn East (Low-A) - ET	Day
MON	June 26	OFF	OFF	OFF	OFF	MON
TUE	June 27	at El Paso, 9:05 PM	at Amarillo, 7:05 PM	vs. Greenboro, 6:00 PM	at Carolina, 6:00 PM	TUE
WED	June 28	at Las Vegas, 9:05 PM	at Amarillo, 7:05 PM	vs. San Antonio, 7:05 PM	vs. Carolina, 6:00 PM	WED
THU	June 29	at Las Vegas, 9:05 PM	vs. Reno, 7:05 PM	vs. San Antonio, 7:05 PM	vs. Carolina, 6:00 PM	THU
FRI	June 30	at Las Vegas, 9:05 PM	vs. Reno, 7:05 PM	vs. San Antonio, 7:05 PM	vs. Carolina, 6:00 PM	FRI
SAT	July 1	at Las Vegas, 9:05 PM	vs. Reno, 7:05 PM	vs. San Antonio, 7:05 PM	vs. Carolina, 6:00 PM	SAT
SUN	July 2	at Las Vegas, 9:05 PM	vs. Reno, 7:05 PM	vs. San Antonio, 7:05 PM	vs. Carolina, 6:00 PM	SUN
MON	July 3	at Las Vegas, 9:05 PM	vs. Reno, 7:05 PM	vs. San Antonio, 7:05 PM	vs. Carolina, 6:00 PM	MON
TUE	July 4	at Sugar Land, 7:05 PM	vs. Midland, 7:05 PM	at Winston-Salem, 6:00 PM	at Kansas City, 5:30 PM	TUE
WED	July 5	at Sugar Land, 7:05 PM	vs. Midland, 7:05 PM	at Winston-Salem, 6:00 PM	at Kansas City, 5:30 PM	WED
THU	July 6	at Sugar Land, 7:05 PM	vs. Midland, 7:05 PM	at Winston-Salem, 6:00 PM	at Kansas City, 5:30 PM	THU
FRI	July 7	at Sugar Land, 7:05 PM	vs. Midland, 7:05 PM	at Winston-Salem, 6:00 PM	at Kansas City, 5:30 PM	FRI
SAT	July 8	at Sugar Land, 7:05 PM	vs. Midland, 7:05 PM	at Winston-Salem, 6:00 PM	at Kansas City, 5:30 PM	SAT
SUN	July 9	at Sugar Land, 7:05 PM	vs. Midland, 7:05 PM	at Winston-Salem, 6:00 PM	at Kansas City, 5:30 PM	SUN
MON	July 10	at Sugar Land, 7:05 PM	vs. Midland, 7:05 PM	at Winston-Salem, 6:00 PM	at Kansas City, 5:30 PM	MON
TUE	July 11	OFF	OFF	OFF	OFF	TUE
WED	July 12	OFF	OFF	OFF	OFF	WED
THU	July 13	at Tacoma, 9:05 PM	at Amarillo, 7:05 PM	vs. Greenville, 6:00 PM	vs. Charleston, 6:00 PM	THU
FRI	July 14	at Tacoma, 9:05 PM	at Amarillo, 7:05 PM	vs. Greenville, 6:00 PM	vs. Charleston, 6:00 PM	FRI
SAT	July 15	at Tacoma, 9:05 PM	at Amarillo, 7:05 PM	vs. Greenville, 6:00 PM	vs. Charleston, 6:00 PM	SAT
SUN	July 16	at Tacoma, 9:05 PM	at Amarillo, 7:05 PM	vs. Greenville, 6:00 PM	vs. Charleston, 6:00 PM	SUN
MON	July 17	OFF	OFF	OFF	OFF	MON
TUE	July 18	vs. Reno, 7:05 PM	vs. San Antonio, 7:05 PM	at Rome, 6:00 PM	vs. Salem, 6:00 PM	TUE
WED	July 19	vs. Reno, 7:05 PM	vs. San Antonio, 7:05 PM	at Rome, 6:00 PM	vs. Salem, 6:00 PM	WED
THU	July 20	vs. Reno, 7:05 PM	vs. San Antonio, 7:05 PM	at Rome, 6:00 PM	vs. Salem, 6:00 PM	THU
FRI	July 21	vs. Reno, 7:05 PM	vs. San Antonio, 7:05 PM	at Rome, 6:00 PM	vs. Salem, 6:00 PM	FRI
SAT	July 22	vs. Reno, 7:05 PM	vs. San Antonio, 7:05 PM	at Rome, 6:00 PM	vs. Salem, 6:00 PM	SAT
SUN	July 23	vs. Reno, 7:05 PM	vs. San Antonio, 7:05 PM	at Rome, 6:00 PM	vs. Salem, 6:00 PM	SUN
MON	July 24	vs. Reno, 7:05 PM	vs. San Antonio, 7:05 PM	at Rome, 6:00 PM	vs. Salem, 6:00 PM	MON
TUE	July 25	at El Paso, 7:35 PM	at Wichita, 7:05 PM	vs. Hudson Valley, 6:00 PM	at Fayetteville, 5:05 PM	TUE
WED	July 26	at El Paso, 7:35 PM	at Wichita, 7:05 PM	vs. Hudson Valley, 6:00 PM	at Fayetteville, 5:05 PM	WED
THU	July 27	at El Paso, 7:35 PM	at Wichita, 7:05 PM	vs. Hudson Valley, 6:00 PM	at Fayetteville, 5:05 PM	THU
FRI	July 28	at El Paso, 7:35 PM	at Wichita, 7:05 PM	vs. Hudson Valley, 6:00 PM	at Fayetteville, 5:05 PM	FRI
SAT	July 29	at El Paso, 7:35 PM	at Wichita, 7:05 PM	vs. Hudson Valley, 6:00 PM	at Fayetteville, 5:05 PM	SAT
SUN	July 30	at El Paso, 7:35 PM	at Wichita, 7:05 PM	vs. Hudson Valley, 6:00 PM	at Fayetteville, 5:05 PM	SUN
MON	July 31	OFF	OFF	OFF	OFF	MON
TUE	Aug 1	at Oklahoma City, 7:05 PM	at Oklahoma City, 7:05 PM	vs. Tulsa, 6:00 PM	at Myrtle Beach, 6:00 PM	TUE
WED	Aug 2	at Oklahoma City, 7:05 PM	at Oklahoma City, 7:05 PM	vs. Tulsa, 6:00 PM	at Myrtle Beach, 6:00 PM	WED
THU	Aug 3	at Oklahoma City, 7:05 PM	at Oklahoma City, 7:05 PM	vs. Tulsa, 6:00 PM	at Myrtle Beach, 6:00 PM	THU
FRI	Aug 4	at Oklahoma City, 7:05 PM	at Oklahoma City, 7:05 PM	vs. Tulsa, 6:00 PM	at Myrtle Beach, 6:00 PM	FRI
SAT	Aug 5	at Oklahoma City, 7:05 PM	at Oklahoma City, 7:05 PM	vs. Tulsa, 6:00 PM	at Myrtle Beach, 6:00 PM	SAT
SUN	Aug 6	at Oklahoma City, 7:05 PM	at Oklahoma City, 7:05 PM	vs. Tulsa, 6:00 PM	at Myrtle Beach, 6:00 PM	SUN
MON	Aug 7	OFF	OFF	OFF	OFF	MON
TUE	Aug 8	vs. Albuquerque, 7:05 PM	at Corpus Christi, 6:35 PM	at Corpus Christi, 6:05 PM	at Kansas City, 6:00 PM	TUE
WED	Aug 9	vs. Albuquerque, 7:05 PM	at Corpus Christi, 6:35 PM	at Corpus Christi, 6:05 PM	at Kansas City, 6:00 PM	WED
THU	Aug 10	vs. Albuquerque, 7:05 PM	at Corpus Christi, 6:35 PM	at Corpus Christi, 6:05 PM	at Kansas City, 6:00 PM	THU
FRI	Aug 11	vs. Albuquerque, 7:05 PM	at Corpus Christi, 6:35 PM	at Corpus Christi, 6:05 PM	at Kansas City, 6:00 PM	FRI
SAT	Aug 12	vs. Albuquerque, 7:05 PM	at Corpus Christi, 6:35 PM	at Corpus Christi, 6:05 PM	at Kansas City, 6:00 PM	SAT
SUN	Aug 13	vs. Albuquerque, 7:05 PM	at Corpus Christi, 6:35 PM	at Corpus Christi, 6:05 PM	at Kansas City, 6:00 PM	SUN
MON	Aug 14	vs. Albuquerque, 7:05 PM	at Corpus Christi, 6:35 PM	at Corpus Christi, 6:05 PM	at Kansas City, 6:00 PM	MON
TUE	Aug 15	at Sugar Land, 6:35 PM	vs. Tulsa, 7:05 PM	vs. Rome, 6:00 PM	at Charleston, 6:05 PM	TUE
WED	Aug 16	at Sugar Land, 6:35 PM	vs. Tulsa, 7:05 PM	vs. Rome, 6:00 PM	at Charleston, 6:05 PM	WED
THU	Aug 17	at Sugar Land, 6:35 PM	vs. Tulsa, 7:05 PM	vs. Rome, 6:00 PM	at Charleston, 6:05 PM	THU
FRI	Aug 18	at Sugar Land, 6:35 PM	vs. Tulsa, 7:05 PM	vs. Rome, 6:00 PM	at Charleston, 6:05 PM	FRI
SAT	Aug 19	at Sugar Land, 6:35 PM	vs. Tulsa, 7:05 PM	vs. Rome, 6:00 PM	at Charleston, 6:05 PM	SAT
SUN	Aug 20	at Sugar Land, 6:35 PM	vs. Tulsa, 7:05 PM	vs. Rome, 6:00 PM	at Charleston, 6:05 PM	SUN
MON	Aug 21	OFF	OFF	OFF	OFF	MON
TUE	Aug 22	at Salt Lake, 7:05 PM	at Salt Lake, 6:30 PM	vs. Greenville, 6:00 PM	at Fayetteville, 6:00 PM	TUE
WED	Aug 23	at Salt Lake, 7:05 PM	at Salt Lake, 6:30 PM	vs. Greenville, 6:00 PM	at Fayetteville, 6:00 PM	WED
THU	Aug 24	at Salt Lake, 7:05 PM	at Salt Lake, 6:30 PM	vs. Greenville, 6:00 PM	at Fayetteville, 6:00 PM	THU
FRI	Aug 25	at Salt Lake, 7:05 PM	at Salt Lake, 6:30 PM	vs. Greenville, 6:00 PM	at Fayetteville, 6:00 PM	FRI
SAT	Aug 26	at Salt Lake, 7:05 PM	at Salt Lake, 6:30 PM	vs. Greenville, 6:00 PM	at Fayetteville, 6:00 PM	SAT
SUN	Aug 27	at Salt Lake, 7:05 PM	at Salt Lake, 6:30 PM	vs. Greenville, 6:00 PM	at Fayetteville, 6:00 PM	SUN
MON	Aug 28	OFF	OFF	OFF	OFF	MON
TUE	Aug 29	at Oklahoma City, 7:05 PM	at Oklahoma City, 7:05 PM	at Greensboro, 5:30 PM	at Carolina, 6:00 PM	TUE
WED	Aug 30	at Oklahoma City, 7:05 PM	at Oklahoma City, 7:05 PM	at Greensboro, 5:30 PM	at Carolina, 6:00 PM	WED
THU	Aug 31	at Oklahoma City, 7:05 PM	at Oklahoma City, 7:05 PM	at Greensboro, 5:30 PM	at Carolina, 6:00 PM	THU
FRI	Sept 1	at Oklahoma City, 7:05 PM	at Oklahoma City, 7:05 PM	at Greensboro, 5:30 PM	at Carolina, 6:00 PM	FRI
SAT	Sept 2	at Oklahoma City, 7:05 PM	at Oklahoma City, 7:05 PM	at Greensboro, 5:30 PM	at Carolina, 6:00 PM	SAT
SUN	Sept 3	at Oklahoma City, 7:05 PM	at Oklahoma City, 7:05 PM	at Greensboro, 5:30 PM	at Carolina, 6:00 PM	SUN
MON	Sept 4	OFF	OFF	OFF	OFF	MON
TUE	Sept 5	at El Paso, 7:35 PM	at El Paso, 7:05 PM	vs. Winston-Salem, 6:00 PM	vs. Augusta, 6:00 PM	TUE
WED	Sept 6	at El Paso, 7:35 PM	at El Paso, 7:05 PM	vs. Winston-Salem, 6:00 PM	vs. Augusta, 6:00 PM	WED
THU	Sept 7	at El Paso, 7:35 PM	at El Paso, 7:05 PM	vs. Winston-Salem, 6:00 PM	vs. Augusta, 6:00 PM	THU
FRI	Sept 8	at El Paso, 7:35 PM	at El Paso, 7:05 PM	vs. Winston-Salem, 6:00 PM	vs. Augusta, 6:00 PM	FRI
SAT	Sept 9	at El Paso, 7:35 PM	at El Paso, 7:05 PM	vs. Winston-Salem, 6:00 PM	vs. Augusta, 6:00 PM	SAT
SUN	Sept 10	at El Paso, 7:35 PM	at El Paso, 7:05 PM	vs. Winston-Salem, 6:00 PM	vs. Augusta, 6:00 PM	SUN
MON	Sept 11	OFF	OFF	OFF	OFF	MON
TUE	Sept 12	at Las Vegas, 7:05 PM	at Amarillo, 6:35 PM	vs. Winston-Salem, 6:00 PM	vs. Augusta, 6:00 PM	TUE
WED	Sept 13	at Las Vegas, 7:05 PM	at Amarillo, 6:35 PM	vs. Winston-Salem, 6:00 PM	vs. Augusta, 6:00 PM	WED
THU	Sept 14	at Las Vegas, 7:05 PM	at Amarillo, 6:35 PM	vs. Winston-Salem, 6:00 PM	vs. Augusta, 6:00 PM	THU
FRI	Sept 15	at Las Vegas, 7:05 PM	at Amarillo, 6:35 PM	vs. Winston-Salem, 6:00 PM	vs. Augusta, 6:00 PM	FRI
SAT	Sept 16	at Las Vegas, 7:05 PM	at Amarillo, 6:35 PM	vs. Winston-Salem, 6:00 PM	vs. Augusta, 6:00 PM	SAT
SUN	Sept 17	at Las Vegas, 7:05 PM	at Amarillo, 6:35 PM	vs. Winston-Salem, 6:00 PM	vs. Augusta, 6:00 PM	SUN
MON	Sept 18	OFF	OFF	OFF	OFF	MON
TUE	Sept 19	at Tacoma, 9:05 PM	at Tacoma, 8:35 PM	vs. Winston-Salem, 6:00 PM	vs. Augusta, 6:00 PM	TUE
WED	Sept 20	at Tacoma, 9:05 PM	at Tacoma, 8:35 PM	vs. Winston-Salem, 6:00 PM	vs. Augusta, 6:00 PM	WED
THU	Sept 21	at Tacoma, 9:05 PM	at Tacoma, 8:35 PM	vs. Winston-Salem, 6:00 PM	vs. Augusta, 6:00 PM	THU
FRI	Sept 22	at Tacoma, 9:05 PM	at Tacoma, 8:35 PM	vs. Winston-Salem, 6:00 PM	vs. Augusta, 6:00 PM	FRI
SAT	Sept 23	at Tacoma, 9:05 PM	at Tacoma, 8:35 PM	vs. Winston-Salem, 6:00 PM	vs. Augusta, 6:00 PM	SAT
SUN	Sept 24	at Tacoma, 9:05 PM	at Tacoma, 8:35 PM	vs. Winston-Salem, 6:00 PM	vs. Augusta, 6:00 PM	SUN

# TEXAS MINOR LEAGUE PLAYERS

## ACKER, DANE

RHP

Ht./Wt.: 6-3/200

Born: April 1, 1999 in College Station, TX

Bats/Throws: R/R

Resides: Brenham, TX

Acquired: From Oakland, with C Jonah Heim and OF Khris Davis, in exchange for SS Elvis Andrus, C Aramis Garcia, and cash on Feb. 6, 2021.

Signed By: Chris Reilly (OAK)

**2022:** Returned from injury in mid-July and went 0-3 with a 6.31 ERA (18 ER/25.2 IP) over 9 games/starts with the Arizona Complex League Rangers (Rookie) and Hickory (A+)...opened campaign on the 60-day Injured List and made 5 rehab starts for the ACL Rangers before he was activated and assigned to Hickory on 8/21...participated in the Rangers' Fall Instructional League program following the season...**2021:** Made 2 starts for Down East (A) in brief professional debut, holding opponents 4-for-25 (.160) with 1 BB and 11 SO...exited start on 5/13 vs. Carolina early due to a right elbow injury and underwent season-ending Tommy John surgery on 5/26...**2020:** Did not see official game action after he was selected by Oakland in the 4th round of the MLB Draft, as the minor league season was canceled due to the pandemic...acquired by Texas from Oakland, along with C Jonah Heim and OF Khris Davis, in exchange for SS Elvis Andrus, C Aramis Garcia, and cash considerations on 2/6/21...**NOTES:** Dane Harrison Acker...tapped the no. 134 (Baseball America) and no. 142 (ESPN) prospect in the 2020 draft class...spent college career at the University of Oklahoma (2020), San Jacinto College (2019), and Rice University (2018)...made 4 starts during the abbreviated 2020 campaign, going 1-1 with a 3.51 ERA, .170 opp. BA and 28 strikeouts in 25.2 IP...pitched a no-hitter against no. 11 LSU on 3/1/20 as part of the 'Shriners College Classic' at Minute Maid Park, the 1st no-no by a Sooner since 1989...recorded 11 strikeouts against one walk in the effort, which was named the 'Best Pitching Performance of 2020' by BA...posted a 10-0 record and 2.36 ERA as sophomore at San Jacinto College after transferring from Rice University, where he was a Conference USA All-Freshman selection in 2018...went 5-2, 1.79 ERA in his senior season at Brenham (Tex.) High School, earning honorable mention on the TSWA all-state team...was also selected by Arizona in the 23rd round of the 2019 June draft, but did not sign.

YEAR	CLUB	W-L	ERA	G	GS	CG	SHO	SV	IP	H	R	ER	HR	HB	BB-I	SO	WP	BK
2021	Down East	0-1	2.84	2	2	0	0	0	6.1	4	2	2	0	1	1-0	11	0	0
2022	ACL Rangers	0-0	2.08	5	5	0	0	0	13.0	7	7	3	1	2	5-0	14	2	0
	Hickory	0-3	10.66	4	4	0	0	0	12.2	16	16	15	3	2	10-0	17	1	0
<b>MINOR TOTALS</b>		<b>0-4</b>	<b>5.63</b>	<b>11</b>	<b>11</b>	<b>0</b>	<b>0</b>	<b>0</b>	<b>32.0</b>	<b>27</b>	<b>25</b>	<b>20</b>	<b>4</b>	<b>5</b>	<b>16-0</b>	<b>42</b>	<b>3</b>	<b>0</b>

## ACOSTA, MAXIMO

INF

Ht./Wt.: 5-11/190

Born: Oct. 29, 2002 in Caracas, VZ

Bats/Throws: R/R

Resides: Portlamar, VZ

Acquired: Signed as a non-drafted free agent on July 2, 2019.

Signed By: Rafic Saab/Jhonny Gomez

**2022:** Batted .262/.341/.361/.702 (106-404) with 4 HR and 35 RBI over 107 G with Down East (A) in his first full pro season...went 44-for-61 (72.1%) in stolen base attempts, tallying the 5th-most steals in the Carolina League...also ranked among CL leaders in doubles (4th, 26) and hits (T10th)...hit safely in career-best 14 straight games (5/20-6/8) at .333 (17-51)...made majority of his starts at shortstop (76), but also saw action at second base (29)...was selected as organization's April Defender of the Month...**2021:** Made his professional debut with the Arizona Complex League Rangers (Rookie), but missed most of the season due to injury...underwent Thoracic Outlet Syndrome surgery performed by Dr. Gregory Peart in Dallas on 8/25/21...ranked by Baseball America as Texas' 7th-best prospect entering the season...tapped by MLB Pipeline as the Rangers' pre-season breakout prospect...**2020:** Did not see official game action after minor league season was canceled due to pandemic...batted .174 (4-23) with a double and 2 RBI in Fall Developmental League...rated as the Rangers' 5th-best prospect prior to the season, according to Baseball America...**2019:** Did not see official game action after signing 1st pro contract on 7/2/19...**NOTES:** Rated as one of the top international prospects in the 2019 signing class by both Baseball America (no. 4) and MLB.com (no. 17)...signed out of the Roberto Vahlis Baseball Academy, which is located on the Venezuelan island of Margarita...the academy is part of the MLB's International Trainer Partnership Program...worked out alongside Elvis Andrus and took batting practice at Globe Life Park following his signing in July 2019.

YEAR	CLUB	AVG	G	AB	R	H	TB	2B	3B	HR	RBI	SH	SF	BB-I	SO	SB	CS	HP	GDP	OBP	SLG
2021	ACL Rangers	.246	17	61	11	15	24	2	2	1	5	0	3	3-0	15	7	2	1	1	.279	.393
2022	Down East	.262	107	404	62	106	146	26	1	4	35	2	1	40-0	87	44	17	9	7	.341	.361
<b>MINOR TOTALS</b>		<b>.260</b>	<b>124</b>	<b>465</b>	<b>73</b>	<b>121</b>	<b>170</b>	<b>28</b>	<b>3</b>	<b>5</b>	<b>40</b>	<b>2</b>	<b>4</b>	<b>43-0</b>	<b>102</b>	<b>51</b>	<b>19</b>	<b>10</b>	<b>8</b>	<b>.333</b>	<b>.366</b>

## AGREDA, ISMAEL

RHP

Ht./Wt.: 6-0/150

Born: Oct. 8, 2003 in Valencia, VZ

Bats/Throws: R/R

Resides: Valencia, VZ

Acquired: Signed as a non-drafted free agent on Jan. 15, 2021.

Signed By: Jose Gabriel Rodriguez/Jhonny Gomez/Rafic Saab

**2022:** Made one start with DSL Rangers Blue (Rookie) before being promoted to the Arizona Complex League Rangers (Rookie) on 6/16...went 2-2 with one save and a 6.91 ERA (21 ER/27.1 IP) over 10 games/3 starts for the ACL Rangers in his stateside debut...**2021:** Issued more walks (21) than strikeouts (12) over 15 relief outings with DSL Rangers2 (Rookie) in his professional debut...**NOTES:** Ismael Antonio Agreda.

YEAR	CLUB	W-L	ERA	G	GS	CG	SHO	SV	IP	H	R	ER	HR	HB	BB-I	SO	WP	BK
2021	DSL Rangers2	2-1	8.10	15	0	0	0	0	13.1	13	17	12	0	6	21-0	12	2	1
2022	DSL TEX Blue	1-0	1.80	1	1	0	0	0	5.0	0	1	1	0	1	1-0	4	2	1
	ACL Rangers	2-2	6.91	10	3	0	0	1	27.1	31	25	21	5	6	16-0	35	7	0
<b>MINOR TOTALS</b>		<b>5-3</b>	<b>8.47</b>	<b>26</b>	<b>4</b>	<b>0</b>	<b>0</b>	<b>1</b>	<b>45.2</b>	<b>44</b>	<b>43</b>	<b>34</b>	<b>5</b>	<b>13</b>	<b>38-0</b>	<b>51</b>	<b>11</b>	<b>2</b>

FRONT OFFICE

COACHES

PLAYERS

2022 REVIEW

OPONENTS

RECORDS

DEVELOPMENT

MEDIA



**AHLSTROM, ROBBY****LHP**

Ht./Wt.: 6-3/195

Born: June 19, 1999 in Placerville, CA

Bats/Throws: L/L

Resides: Eugene, OR

Acquired: From New York-AL, along with RHP Albert Abreu, in exchange for C Jose Trevino on April 2, 2022.

Signed By: Mike Thurman (NYY)

**2022:** Acquired from New York-AL, along with RHP Albert Abreu, in exchange for C Jose Trevino on 4/2...made his professional debut, going 2-10 with a 5.04 ERA (50 ER/89.1 IP) over 22 games/17 starts between Down East (A) and Hickory (A+)...struck out 106 of 399 (26.6%) of batters faced and posted reverse splits vs. RHB (.244 BA) and LHB (.368 BA)...participated in the Rangers' Fall Instructional League program following the season...**2021:** Did not see official game action following his selection in the draft...**NOTES:** Robert Coloidge Ahlstrom...was originally selected by the Yankees in the 7th round of the 2021 MLB Draft out of the University of Oregon...rated as the no. 299 overall prospect in the 2021 MLB Draft (Baseball America)...went 16-11 with a 3.51 ERA (73 ER/187.0 IP) and 171 strikeouts over 3 seasons with the Ducks (2018-2021)...was a First-Team All-Pac-12 Conference selection as a junior in 2021, going 9-3 with a 2.50 ERA (25 ER/90.0 IP), 92 SO/16 BB and a .231 opp. BA...was the second University of Oregon product taken in the 2021 MLB Draft behind OF Aaron Zavala, who the Rangers selected in the 2nd round (38th overall).

YEAR	CLUB	W-L	ERA	G	GS	CG	SHO	SV	IP	H	R	ER	HR	HB	BB-I	SO	WP	BK
2022	Down East	1-4	3.55	9	6	0	0	0	38.0	43	19	15	2	0	10-0	47	5	0
	Hickory	1-6	6.14	13	11	0	0	0	51.1	57	42	35	11	6	21-0	59	2	0
<b>MINOR TOTALS</b>		<b>2-10</b>	<b>5.04</b>	<b>22</b>	<b>17</b>	<b>0</b>	<b>0</b>	<b>0</b>	<b>89.1</b>	<b>100</b>	<b>61</b>	<b>50</b>	<b>13</b>	<b>6</b>	<b>31-0</b>	<b>106</b>	<b>7</b>	<b>0</b>

**ALFONSO, MICHAEL****RHP**

Ht./Wt.: 6-3/205

Born: Jan. 8, 2003 in Key West, FL

Bats/Throws: R/R

Resides: Key West, FL

Acquired: Selected in the 17th round of the 2021 MLB Draft...signed on July 30, 2021.

Signed By: Tommy Dueñas

**2022:** Posted no record and a 9.22 ERA (14 ER/13.2 IP) over 8 games/one start for the Arizona Complex League Rangers (Rookie) in his pro debut...**2021:** Did not see official game action following his selection in the draft...participated in the Rangers' Fall Instructional League program...**NOTES:** Michael Antonio Alfonso...named 2021 Miami-Dade High School Baseball 4A-16 Pitcher of the Year after posting a 3.62 ERA (30 ER/58.0 IP) and 68 strikeouts (10.6 K/9) as a senior at Key West (Fla.) High School...attended the same school that produced 1970 A.L. MVP Boog Powell...his parents are from Cuba...was a shortstop in high school and did not begin pitching until his junior year...had been committed to Indian River State College in Fort Pierce, Fla. before opting to turn pro.

YEAR	CLUB	W-L	ERA	G	GS	CG	SHO	SV	IP	H	R	ER	HR	HB	BB-I	SO	WP	BK
2022	ACL Rangers	0-0	9.22	8	1	0	0	1	13.2	21	16	14	4	2	8-0	18	6	0

**ALMONTE, FRANDY****OF**

Ht./Wt.: 5-8/160

Born: Oct. 16, 2003 in Cotui, DR

Bats/Throws: S/R

Resides: Cotui, DR

Acquired: Signed as a non-drafted free agent on Jan. 15, 2021.

Signed By: Willy Espinal and JC Alvarez

**2022:** Was limited to just 26 games for the Arizona Complex League Rangers (Rookie) in his stateside debut, recording nearly as many walks (18) as strikeouts (21)...was perfect 11-for-11 in stolen base attempts...**2021:** Made his professional debut at age 17 with the DSL Rangers2 (Rk.), ranking among league leaders in SB (T2nd, 35), BB (T3rd, 44), and OBP (6th, .440) as the team's center fielder...had more walks (44) than strikeouts (31)...went 35 for 36 (97.2%) in steal attempts in just 50 games, the 3rd-most SB in the organization behind Jayce Easley (70) and Luisangel Acuna (44).

YEAR	CLUB	AVG	G	AB	R	H	TB	2B	3B	HR	RBI	SH	SF	BB-I	SO	SB	CS	HP	GIDP	OBP	SLG
2021	DSL Rangers2	.280	50	168	39	47	63	9	2	1	20	0	0	44-0	31	35	1	4	2	.440	.375
2022	ACL Rangers	.217	26	60	18	13	15	2	0	0	9	0	2	18-0	21	11	0	3	2	.410	.250
<b>MINOR TOTALS</b>		<b>.263</b>	<b>76</b>	<b>228</b>	<b>57</b>	<b>60</b>	<b>78</b>	<b>11</b>	<b>2</b>	<b>1</b>	<b>29</b>	<b>0</b>	<b>2</b>	<b>62-0</b>	<b>52</b>	<b>46</b>	<b>1</b>	<b>7</b>	<b>4</b>	<b>.431</b>	<b>.342</b>

**ALVAREZ, ERICK****OF**

Ht./Wt.: 5-10/150

Born: Rio Chico, VZ

Bats/Throws: R/R

Resides: Rio Chico, VZ

Acquired: Signed as a non-drafted free agent on Jan. 15, 2022.

Signed By: Jose Gabriel Rodriguez/Jhonny Gomez/Rafic Saab

**2022:** 17-year-old batted .294/.365/.444/.809 (55-187) with 4 home runs, 22 RBI, and 15 steals over 52 G with DSL Rangers Red and Blue (Rk.) in his professional debut...led DSL Rangers Red club in hits, runs (31), total bases (83), triples (4), and home runs (tied)...**NOTES:** Erick Alejandro Alvarez.

YEAR	CLUB	AVG	G	AB	R	H	TB	2B	3B	HR	RBI	SH	SF	BB-I	SO	SB	CS	HP	GIDP	OBP	SLG
2022	DSL TEX Red	.296	51	186	31	55	83	8	4	4	22	0	0	15-0	26	15	6	6	1	.367	.446
	DSL TEX Blue	.000	1	1	0	0	0	0	0	0	0	0	0	0-0	0	0	0	0	0	.000	.000
<b>MINOR TOTALS</b>		<b>.294</b>	<b>52</b>	<b>187</b>	<b>31</b>	<b>55</b>	<b>83</b>	<b>8</b>	<b>4</b>	<b>4</b>	<b>22</b>	<b>0</b>	<b>0</b>	<b>15-0</b>	<b>26</b>	<b>15</b>	<b>6</b>	<b>6</b>	<b>1</b>	<b>.365</b>	<b>.444</b>

**ANDERSON, BEN****RHP**

Ht./Wt.: 6-4/200

Born: May 2, 1998 in Niskayuna, NY

Bats/Throws: R/R

Resides: Rexford, NY

Acquired: Selected in the 13th round of the 2019 June draft...signed on June 11, 2019.

Signed By: Takeshi Sakurayama

FRONT OFFICE

**2022:** Returned to Hickory (A+) and went 5-3, 3.51 ERA (16 ER/41.0 IP) over 9 starts before experiencing discomfort in his right elbow during outing on 6/9 at Bowling Green...underwent season-ending Tommy John ligament replacement surgery on 6/15/22...**2021:** Combined to go 3-1, 3.70 (23 ER/56.0 IP) in 20 G/45 GS for Down East (A) and Hickory (A+), averaging 10.0 strikeouts per 9 innings...began season with Down East and was promoted to Hickory on 7/7...pitched mainly in an extended relief role – working 2.0+ IP in 15 of 16 relief outings – before making his final 4 appearances as a starter...went 0-0, 4.60 (8 ER/15.2 IP) in 4 starts and 3-1, 3.35 (15 ER/40.1 IP) in 16 relief outings...**2020:** Did not see official game action after minor league season was canceled due to pandemic...**2019:** Posted a 9.9 SO/9 figure over 7 G for Spokane (A) and AZL Rangers (Rk.) in his 1st pro action...**NOTES:** Benjamin Thomas Anderson...played 3 seasons at the University of Binghamton...named 2019 America East Pitcher of the Year after going 9-4 with a 2.76 ERA and 108 strikeouts...finished BU career with a 13-7 record and 2.62 ERA in 40 appearances/19 starts...prepped at Shenendehowa (N.Y.) High School and was drafted by Toronto in the 26th round of the 2016 June draft following his senior year, but did not sign...twin brother, Ian, was selected by Atlanta in the 1st round (3rd overall) of the 2016 June draft and played a key role on the Braves' 2021 World Series championship team...Ben attended the Braves' 2020 postseason games played at Globe Life Field...father, Bob, played baseball at Siena.

COACHES

YEAR	CLUB	W-L	ERA	G	GS	CG	SHO	SV	IP	H	R	ER	HR	HB	BB-I	SO	WP	BK	
2019	ACL Rangers	0-0	4.50	5	1	0	0	0	4.0	3	2	2	1	0	2-0	4	0	0	
	Spokane	0-0	3.86	2	1	0	0	0	2.1	3	1	1	0	0	2-0	3	0	0	
2020		DID NOT PITCH																	
2021	Hickory	2-0	4.06	9	4	0	0	0	31.0	32	15	14	4	0	8-0	31	1	1	
	Down East	1-1	3.24	11	0	0	0	0	25.0	21	10	9	3	0	11-0	31	2	0	
2022	Hickory	5-3	3.51	9	9	0	0	0	41.0	36	17	16	3	0	18-0	29	0	1	
<b>MINOR TOTALS</b>		<b>8-4</b>	<b>3.66</b>	<b>36</b>	<b>15</b>	<b>0</b>	<b>0</b>	<b>0</b>	<b>103.1</b>	<b>95</b>	<b>45</b>	<b>42</b>	<b>11</b>	<b>0</b>	<b>41-0</b>	<b>98</b>	<b>3</b>	<b>2</b>	

PLAYERS

**ANDERSON, GRANT****RHP**

Ht./Wt.: 6-0/195

Born: June 21, 1997 in Port Arthur, TX

Bats/Throws: R/R

Resides: Beaumont, TX

Acquired: From Seattle in exchange for RHP Connor Sadzeck on April 1, 2019.

Signed By: Taylor Terrasas (SEA)

2022 REVIEW

**2022:** Went undefeated (5-0) with 6 saves and a 3.48 ERA (26 ER/67.1 IP) over career-high 47 relief outings for Frisco (AA) and Round Rock (AAA)...posted career-best 12.16 strikeouts per 9 innings figure, 3rd-highest among Texas farmhands (min. 50.0 IP) to Larson Kindreich (12.66) and Emiliano Teodo (12.27)...opened the season with Frisco and was promoted to Round Rock on 8/28...named organization's Reliever of the Month for May: 2-0, 3.07 ERA (5 ER/14.2 IP), 4 BB/20 SO in 9 G...went 1-2 with one save and a 0.47 ERA (1 ER/19.0 IP) over 14 outings with Cangrejeros de Santurce of the Puerto Rican Winter League...struck out 24 of 63 (38.1%) batters faced while issuing just 3 walks...**2021:** Pitched out of the bullpen for Frisco (AA) and Hickory (A+), going 2-4 with a 5.76 ERA (35 ER/54.2 IP) and 3 saves in 35 appearances...averaged a career-best 10.0 strikeouts per 9 innings...opened campaign with Hickory and was promoted to Frisco on 7/7...**2020:** Did not see official game action after minor league season was canceled due to pandemic...**2019:** Acquired from Seattle in exchange for RHP Connor Sadzeck on 4/1...led or tied for Hickory staff lead in games (37), saves (8), and wins (tie-7)...ranked 3rd in South Atlantic League (min. 50 IP) in HR allowed per 9 innings (0.14)...opponents batted .239/.321/.346/.667 (56-234)...**2018:** Combined to go 2-1, 1.38 (2 ER/13.0 IP) in 12 G at 3 levels of the Seattle organization in his professional debut...**NOTES:** Played 3 seasons at McNeese State (La.) University from 2016-18, going 12-8 with a 4.18 ERA in 61 games/10 starts...had his best season in 2017, when he posted a perfect 8-0 record and 2.30 ERA over 31 outings as one of the best relievers in the Southland Conference...became just the 3rd pitcher in school history to post a perfect record with a minimum of 8 wins...graduated in 2015 from West Orange Stark (Texas) High School, where he played pitcher and catcher...earned All-District honors all 4 years of high school and served as a team captain from 2013-15...threw out 86.2% of attempted base stealers as a catcher in high school...originally selected by Seattle in the 21st round of the 2018 June draft...signed by Mariners scout Taylor Terrasas.

OPPONENTS

YEAR	CLUB	W-L	ERA	G	GS	CG	SHO	SV	IP	H	R	ER	HR	HB	BB-I	SO	WP	BK	
2018	Everett	0-0	0.00	1	0	0	0	0	2.0	1	0	0	0	0	2-0	3	0	0	
	AZL Mariners	1-1	2.00	10	0	0	0	1	9.0	3	3	2	1	1	5-0	6	1	0	
	Clinton	1-0	0.00	1	0	0	0	0	2.0	0	0	0	0	0	0-0	4	0	0	
2019	Hickory	7-4	3.22	37	0	0	0	8	64.1	56	29	23	1	6	24-2	50	3	0	
2020		DID NOT PITCH																	
2021	Hickory	0-3	4.61	15	0	0	0	3	27.1	22	14	14	3	1	14-1	35	2	0	
	Frisco	2-1	6.91	20	0	0	0	0	27.1	32	22	21	5	4	15-0	26	2	0	
2022	Frisco	5-0	2.80	39	0	0	0	6	54.2	49	19	17	6	5	16-0	75	4	3	
	Round Rock	0-0	6.39	8	0	0	0	0	12.2	16	10	9	2	0	5-0	16	1	0	
<b>MINOR TOTALS</b>		<b>16-9</b>	<b>3.88</b>	<b>131</b>	<b>0</b>	<b>0</b>	<b>0</b>	<b>18</b>	<b>199.1</b>	<b>179</b>	<b>97</b>	<b>86</b>	<b>18</b>	<b>17</b>	<b>81-3</b>	<b>215</b>	<b>13</b>	<b>3</b>	

RECORDS

**APONTE, ANGEL****OF**

Ht./Wt.: 6-0/195

Born: Feb. 3, 2000 in Ocumare del Tuy, VZ

Bats/Throws: R/R

Resides: Ocumare del Tuy, VZ

Acquired: Signed as a non-drafted free agent on July 2, 2016.

Signed By: Carlos Gonzalez

DEVELOPMENT

**2022:** Spent entire season at Hickory (A+), batting .259 (60-232) with 6 HR, 38 RBI, and 17 SB over 77 G...4 of 6 HR came over last 24 G of season, incl. 1st career 2-HR game on 8/19 vs. Winston-Salem...had .273 BA/.835 OPS vs. LHP and .254 BA/.698 OPS vs. RHP...went 5-for-21 (.238) with 2 2B and 2 RBI over 16 G for Leones del Caracas of the Venezuelan Winter League, helping the club to its 1st league title since 2009-10...**2021:** Combined to bat .271 (49-181) with 3 HR and 27 RBI in 53 G between Down East (A) and the ACL Rangers (Rk.)...joined the Rookie Rangers for the start of their season in late June before earning a quick promotion to Low-A on 7/7...saw action at all 3 outfield positions for the Wood Ducks...played for Caracas of the Venezuelan Winter League after the season, batting .284 with 2 HR and 8 RBI in 34 G...**2020:** Did not see official game action after minor league season was canceled due to pandemic...**2019:** Ranked among Arizona League leaders in H (T9th, 58) and 2B (T10th, 5) and led club with 17 SB...registered the 3rd-highest qualifying BA (.304) in Texas organization...closed regular season with 13-G hitting streak, batting .345 (19-55) during that stretch...**2017-18:** Batted .272 (117-430) with 10 HR and 62 RBI in 23 G over 2 seasons in the DSL...in 2018, stole a career-high 30 bases and ranked 2nd in DSL with 58 runs scored...**NOTES:** Angel Yonaikel Aponte...brother, Yhoangel Aponte, is an outfielder in the Toronto Blue Jays organization.

MEDIA

YEAR	CLUB	AVG	G	AB	R	H	TB	2B	3B	HR	RBI	SH	SF	BB-I	SO	SB	CS	HP	GDP	OBP	SLG
2017	DSL Rangers2	.261	60	184	36	48	74	11	3	3	24	0	1	22-0	41	14	3	8	3	.363	.402
2018	DSL Rangers2	.281	63	246	58	69	107	11	3	7	38	1	0	21-0	53	30	4	12	0	.366	.435
2019	AZL Rangers	.304	47	191	38	58	86	13	3	3	23	1	3	22-0	47	17	4	1	4	.373	.450
2020																					
DID NOT PLAY																					
2021	ACL Rangers	.474	5	19	4	9	14	5	0	0	3	0	0	0-0	5	1	0	0	0	.474	.737
	Down East	.247	48	162	27	40	56	5	1	3	24	0	2	15-0	42	17	3	9	4	.340	.346
2022	Hickory	.259	77	232	44	60	91	11	1	6	38	1	4	24-0	59	17	5	6	4	.338	.392
MINOR TOTALS		.275	300	1034	207	284	428	56	11	22	150	3	10	104-0	247	96	19	36	15	.358	.414

### ARIAS, DIOSBEL

INF

Ht./Wt.: 6-2/210

Born: July 21, 1996 in Havana, Cuba

Bats/Throws: R/R

Resides: Port-au-Prince, Haiti

Acquired: Signed as a non-drafted free agent on July 2, 2017.

Signed By: Willy Espinal

**2022:** Combined to bat .257 (77-300) with career-high 7 HR and 40 RBI over 92 G between Round Rock (AAA) and Frisco (AA)...opened campaign at Frisco before earning Triple-A promotion on 5/31...slashed .294/.373/.441/815 (60-204) over first 61 G with Round Rock, but hit .174 (8-46) over 16 G in September to close season...had more success vs. LHP (.273 BA/.858 OPS) than vs. RHP (.251 BA/.679 OPS)...**2021:** Advanced to Double-A for the first time and saw action at all 4 infield positions for the RoughRiders, playing primarily first base (47 starts) and third base (31 starts)...substantially decreased strikeout rate (17.2%) from last full season (22.6% in 2019), but posted the first below average (sub-100) wRC+ figure of his career (84)...trained with the Rangers' Alternate Training Site group in Round Rock prior to the start of the minor league season...**2020:** Did not see official game action after minor league season was canceled due to pandemic...**2019:** Named a Carolina League mid-season All-Star with High-A Down East, finishing among circuit leaders in H (4th, 131) and 2B (T12th, 24)...named CL Player of the Week for 5/27-6/2 after going 11-for-19 over 6 G...reached base safely in 30 straight games from 5/27-7/1, 3rd-longest on-base streak in the CL in 2019...led the Wood Ducks with 134 games played, 21 more than the next closest player...had 10+ starts at all 4 infield positions...entered season as Texas' 27th-best prospect (Baseball America)...**2018:** Ranked among Northwest League leaders in BA (1st, .366), OBP (1st, .451), OPS (2nd, .942), RBI (2nd, 44), hits (3rd, 82), and walks (4th, 33)...finished 2nd to teammate Curtis Terry in OPS and RBI...his .366 average was 20 points higher than next-closest finisher in the NWL, also the T4th-highest mark among all qualifying minor leaguers...named to NWL mid-season and post-season All-Star teams, and was tabbed a Texas Organization All-Star by MiLB.com...reached safely in all 6 PA's on 8/13 at Boise, going 4-for-4 with 2 BB...named to Short-Season All-Star team by Baseball America...**2017:** Spent 1st season in Texas organization with DSL Rangers 1...**NOTES:** Tries to emulate the game of his favorite baseball player, Troy Tulowitzki.

YEAR	CLUB	AVG	G	AB	R	H	TB	2B	3B	HR	RBI	SH	SF	BB-I	SO	SB	CS	HP	GDP	OBP	SLG
2017	DSL Rangers1	.419	8	31	4	13	17	4	0	0	8	0	0	1-0	6	0	0	0	0	.438	.548
2018	Spokane	.366	61	224	43	82	110	15	2	3	44	0	3	33-2	39	5	1	4	8	.451	.491
2019	Down East	.270	134	485	60	131	175	24	4	4	56	0	5	55-1	124	4	5	4	15	.346	.361
2020																					
DID NOT PLAY																					
2021	Frisco	.266	102	379	43	101	133	17	0	5	40	0	4	36-0	72	3	1	0	21	.327	.351
2022	Frisco	.180	15	50	8	9	16	1	0	2	5	0	0	5-0	6	1	1	3	1	.293	.320
	Round Rock	.272	77	250	34	68	99	16	0	5	35	0	2	29-0	68	0	0	3	8	.352	.396
MINOR TOTALS		.285	397	1419	192	404	550	77	6	19	188	0	14	159-3	315	13	8	14	53	.359	.388

### BANNISTER, ZION

OF

Ht./Wt.: 6-1/190

Born: Sept. 9, 2001 in Nassau, Bahamas

Bats/Throws: S/R

Resides: Nassau, Bahamas

Acquired: Signed as a non-drafted free agent on July 2, 2019.

Signed By: Cliff Terracuso/Ross Fenstermaker

**2022:** Combined to bat .222 (20-90) with 4 doubles, and nearly as many walks (20) as strikeouts (30) over 37 G with Hickory (A+), Down East (A), and Arizona Complex League Rangers (Rookie)...saw his 1st ever full-season action after being promoted to Down East on 7/12 and Hickory on 8/28...**2021:** Appeared in 37 G for the ACL Rangers (Rookie) in his 1st official game action in the United States...hit a go-ahead grand slam in the 8th inning for his 1st career HR as part of career-high 5 RBI game on 7/12 vs. ACL Indians...was primarily a center fielder, but appeared at all 3 outfield spots...participated in the Rangers' Fall Instructional League program following the season, and was a member of the Texas Tour roster for games played against Texas universities in October...**2020:** Did not see official game action after minor league season was canceled due to pandemic...tallied 2 hits, including a double, over 13 PA in Fall Developmental League...rated the Rangers' no. 29 prospect by Baseball America...**2019:** Batted .273 (6-22) over 6 G for the Rookie AZL Rangers and DSL Rangers2 in his professional debut...rated by Baseball America as the No. 44 international prospect in the 2019 class...**NOTES:** Zion Samuel Bannister...totalled 21 home runs in 2 rounds of the 'Don't Blink' HR derby held in the Bahamas on 1/4/20, wearing the name "Young King" on the back of his jersey...the event featured many current/former MLB players and prospects, including MLB All-Star Jazz Chisholm Jr. and fellow Texas farmhand Keithron Moss...attended high school at West Nottingham Academy, a private boarding school in Coloma, Md., before spending the final 2 years leading up to his signing at Noguee Sport Nation Baseball Academy in the Dominican Republic.

YEAR	CLUB	AVG	G	AB	R	H	TB	2B	3B	HR	RBI	SH	SF	BB-I	SO	SB	CS	HP	GDP	OBP	SLG
2019	DSL Rangers2	.300	2	10	2	3	3	0	0	0	0	0	0	0-0	1	0	0	0	0	.300	.300
	AZL Rangers	.250	4	12	1	3	4	1	0	0	1	0	0	2-0	8	0	0	0	0	.357	.333
2020																					
DID NOT PLAY																					
2021	ACL Rangers	.227	37	128	19	29	41	6	0	2	15	0	0	17-0	51	2	5	0	4	.317	.320
2022	ACL Rangers	.281	10	32	4	9	12	3	0	0	4	0	0	9-0	10	0	4	2	0	.465	.375
	Down East	.184	21	49	6	9	10	1	0	0	4	0	1	8-0	18	2	0	0	0	.293	.204
	Hickory	.222	6	9	3	2	2	0	0	0	0	0	0	3-0	2	1	0	0	1	.417	.222
MINOR TOTALS		.229	80	240	35	55	72	11	0	2	24	0	1	39-0	90	5	9	2	5	.340	.300

### BARROSO, BEYCKER

C

Ht./Wt.: 6-0/200

Born: Jan. 24, 2003 in Maracaibo, VZ

Bats/Throws: R/R

Resides: Maracaibo, VZ

Acquired: Signed as a non-drafted free agent on Nov. 5, 2019.

Signed By: Rafic Saab and Carlos Plaza

**2022:** Appeared in 15 G, incl. 11 starts at catcher, for the Arizona Complex League Rangers (Rookie) in his stateside debut...batted .333 (14-42) with one HR and 6 RBI while striking out in just 5 of 49 (10.2%) PA...**2021:** Served as the starting catcher for the DSL Rangers2 (Rk.) in his first professional season...batted .330/.406/.426/.832 at the plate and threw out 12 of 51 (23.5%) attempted base stealers...struck out in just 6 of 139 (4.3%) plate appearances...**2020:** Did not see official game action after minor league season was canceled due to pandemic...**NOTES:** Beycker Javier Barroso.

YEAR	CLUB	AVG	G	AB	R	H	TB	2B	3B	HR	RBI	SH	SF	BB-I	SO	SB	CS	HP	GDP	OBP	SLG
2021	DSL Rangers2	.330	35	115	20	38	49	5	3	0	14	1	5	14-0	6	5	4	4	1	.406	.426
2022	ACL Rangers	.333	15	42	6	14	20	3	0	1	6	0	0	5-0	5	4	2	2	0	.429	.476
<b>MINOR TOTALS</b>		<b>.331</b>	<b>50</b>	<b>157</b>	<b>26</b>	<b>52</b>	<b>69</b>	<b>8</b>	<b>3</b>	<b>1</b>	<b>20</b>	<b>1</b>	<b>5</b>	<b>19-0</b>	<b>11</b>	<b>9</b>	<b>6</b>	<b>6</b>	<b>1</b>	<b>.412</b>	<b>.440</b>

FRONT OFFICE

**BAUTISTA, NICK**

Ht./Wt.: 6-3/205

Bats/Throws: R/R

Acquired: Selected in the 16th round of the 2022 June draft...signed on Aug. 1, 2022.

Signed By: Patrick Perry

Born: Feb. 22, 2002 in Monterey Park, CA

Resides: Los Angeles, CA

**RHP**

**2022:** Did not see official game action following his selection in the draft...participated in the Rangers' Fall Instructional League program following the season...**NOTES:** Nickey Bernard Bautista III...produced a career 4-4 record, 4.80 ERA (43 ER/80.2 IP), and 95 strikeouts (10.6 SO/9) over 24 games/13 starts in 2 seasons at Cypress (Calif.) College...graduated from Esteban E. Torres High School in East Los Angeles.

COACHES

**BIGGERS, JAX**

Ht./Wt.: 5-10/180

Bats/Throws: L/R

Acquired: Selected in the 8th round of the 2018 June draft...signed on July 2, 2018.

Signed By: Josh Simpson

Born: April 7, 1997 in Missouri City, TX

Resides: Missouri City, TX

**INF**

**2022:** Returned to Frisco where he hit .281 (61-217) and posted a career-high .724 OPS over 61 G...had multiple stints on the Injured List: 4/8-5/31 and 8/26-end of season...made at least one start at 6 different positions: 3B (32), 2B (16), RF (4), SS (3), LF (2), 1B (1)...batted .278 (32-115) with one HR, 14 RBI, and 7 steals over 34 G with Auckland of the Australian Baseball League...had more walks (21) than strikeouts (18) across 141 PA...**2021:** Spent majority of the season as the second baseman at Frisco (AA) in his 1st action at the upper levels of the minor leagues...also saw brief time at Round Rock (AAA), as he combined to bat .215/.275/.307/.582 (65-303) with 4 HR and 31 RBI across the 2 levels...**2020:** Did not see official game action after minor league season was canceled due to pandemic...**2019:** Recorded nearly as many BB (34) as SO (39) at Low-A Hickory...his 0.87 BB/SO figure ranked 2nd in the South Atlantic League (min. 250 PA)...on injured list from 4/4-5/29 with a left hamstring strain...batted .169 (10-59) in 19 G with Surprise in the Arizona Fall League...**2018:** Combined to bat .253 (40-158) in 40 G with the Rookie AZL Rangers and Short-A Spokane...served as Indians' starting shortstop and ranked T2nd on club in SB (6) despite appearing in half of the team's games...**NOTES:** Played 2 seasons at the University of Arkansas, helping the Razorbacks reach the College World Series Finals in 2018...reached the 2016 NJCAA CWS in his one year at Cisco (Texas) Junior College before transferring to Arkansas, batting .385 with 7 home runs and 50 RBI in 64 games...graduated from Ridge Point High School in Missouri City, Texas, where he played baseball, football, and basketball...his father, Brian, was an assistant baseball coach at Lamar University from 1994-97.

PLAYERS

2022 REVIEW

YEAR	CLUB	AVG	G	AB	R	H	TB	2B	3B	HR	RBI	SH	SF	BB-I	SO	SB	CS	HP	GDP	OBP	SLG
2018	AZL Rangers	.000	1	4	0	0	0	0	0	0	0	0	0	1-0	1	0	1	0	0	.200	.000
	Spokane	.260	39	154	26	40	51	6	1	1	20	0	2	18-0	29	6	3	2	1	.341	.331
2019	Hickory	.282	76	255	42	72	90	8	2	2	24	5	3	34-0	39	12	6	3	4	.370	.353
2020	DID NOT PLAY																				
2021	Frisco	.224	91	290	26	65	93	12	2	4	31	6	4	25-0	54	14	3	2	2	.287	.321
	Round Rock	.000	5	13	0	0	0	0	0	0	0	0	0	0-0	3	0	0	0	0	.000	.000
2022	Frisco	.281	61	217	26	61	83	15	2	1	24	1	2	19-0	39	5	3	2	3	.342	.383
<b>MINOR TOTALS</b>		<b>.255</b>	<b>273</b>	<b>933</b>	<b>120</b>	<b>238</b>	<b>317</b>	<b>41</b>	<b>7</b>	<b>8</b>	<b>99</b>	<b>12</b>	<b>11</b>	<b>97-0</b>	<b>165</b>	<b>37</b>	<b>16</b>	<b>9</b>	<b>10</b>	<b>.328</b>	<b>.340</b>

OPPONENTS

**BLACKMON, JOJO**

Ht./Wt.: 5-11/185

Bats/Throws: L/L

Acquired: Selected in the 11th round of the 2021 MLB Draft...signed on July 30, 2021.

Signed By: Brett Campbell

Born: March 31, 2003 in Pensacola, FL

Resides: Pensacola, FL

**OF**

**2022:** The 19-year-old combined to slash .236/.347/.484/.831 (43-182) with career bests in HR (9) and RBI (24) over 54 G for the ACL Rangers (Rookie) and Down East (A)...7 triples were T3rd-most among TEX farmhands to Evan Carter (10) and J.P. Martinez (8)...went 18-for-20 (90%) in steal attempts, as he finished with the 2nd-most steals in the Arizona Complex League (16)...opened campaign in Arizona and was promoted to Down East on 8/17...lauded for being the 'Best Athlete' and 'Fastest Baserunner' in the Texas Organization according to Baseball America's 'Best Tools' survey...**2021:** Made his professional debut with the Rookie-level ACL Rangers...reached base safely via hit or walk in 16 of 18 G, resulting in an impressive .373 OBP figure...participated in the Rangers' Fall Instructional League program after the season...hit 2 home runs on 10/26 at Dallas Baptist University as part of the club's Texas Tour against local colleges...**NOTES:** Jayhyon Demetrius Blackmon...standout baseball and football player at Escambia High School in Pensacola, Fla...has a twin brother, Jaylen, with whom he played on the same high school teams...batted .419 with 4 home runs, 4 triples, 10 doubles, and 21 RBI during his senior baseball season...was committed to play baseball at the University of Alabama at Birmingham prior to signing with Texas...underwent right wrist surgery in March 2020 to shore up his health for his senior season...named 2020 Pensacola News-Journal Football Offensive Player of the Year as one of the top prospects in the Panhandle region...the wide receiver finished an impressive junior season with 887 receiving yards and 12 touchdowns, helping Escambia reach the state title game...earned a 3-star prospect rating from 247 Sports and held football scholarship offers from two SEC programs - Tennessee and Kentucky - in addition to number of other schools...grew his recruiting profile by posting a 167-yard, 3-touchdown game as a junior.

RECORDS

DEVELOPMENT

YEAR	CLUB	AVG	G	AB	R	H	TB	2B	3B	HR	RBI	SH	SF	BB-I	SO	SB	CS	HP	GDP	OBP	SLG
2021	ACL Rangers	.236	18	55	10	13	18	1	2	0	6	0	0	12-0	29	8	1	0	1	.373	.327
2022	ACL Rangers	.265	38	132	29	35	71	4	4	8	15	2	0	22-0	60	16	1	3	0	.382	.538
	Down East	.160	16	50	11	8	17	0	3	1	9	1	0	6-0	22	2	1	0	0	.250	.340
<b>MINOR TOTALS</b>		<b>.236</b>	<b>72</b>	<b>237</b>	<b>50</b>	<b>56</b>	<b>106</b>	<b>5</b>	<b>9</b>	<b>30</b>	<b>3</b>	<b>0</b>	<b>40-0</b>	<b>111</b>	<b>26</b>	<b>3</b>	<b>3</b>	<b>1</b>	<b>0</b>	<b>.354</b>	<b>.447</b>

MEDIA

**BRATT, MITCH**

Ht./Wt.: 6-2/205  
Bats/Throws: L/L

Acquired: Selected in the 5th round of the 2021 MLB Draft...signed on July 16, 2021.  
Signed By: Takeshi Sakurayama

Born: July 3, 2003 in Newmarket, Ontario  
Resides: Newmarket, Ontario

**LHP**

**2023:** Is scheduled to play for Canada in the 2023 World Baseball Classic...**2022:** Was named a Texas Organization All-Star by MiLB.com after registering a 5-5 record, 2.45 ERA (22 ER/80.2 IP), 99 strikeouts, and 1.17 WHIP figure over 19 G/18 GS at Down East (A) in his 1st full pro season...entered the year as the youngest pitcher in the Carolina League...ranked among circuit leaders in ERA (3rd), SO/9 (6th, 11.05), opp. BA (7th, .218), and HR/9 (8th, 0.45)...had 4-start winning streak from 6/25-7/16, going 4-0, 0.44 ERA (1 ER/20.2 IP) with 27 SO/3 BB over that span...named CL Pitcher of the Week for 6/20-26, logging 5.0 no-hit innings in one start that week on 6/25 vs. Carolina (W, 5.0 IP, 0 H, 0 R, 0 BB, 7 SO)...selected as organization's Starting Pitcher of the Month for July: 3-1, 1.96 ERA (4 ER/28.1 IP), 23 SO in 4 GS...had reverse splits vs. RHB (.206 BA) and LHB (.240 BA)...**2021:** Struck out 13 of 24 (54.2%) batters faced without issuing a walk over 4 appearances for the ACL Rangers (Rookie) in his professional debut...recorded 3+ K's in each of his outings, all of which came in Aug./Sept. shortly after his 18th birthday...participated in the Rangers' Fall Instructional League program after the season and attended the club's Texas Tour against local universities in October...**NOTES:** Mitchell Eric Bratt...re-located from his hometown of Newmarket, Ontario to the United States in order to raise his stock in preparation for the draft, as Canada's stringent COVID-19 travel protocols made scouting difficult...transferred to the Georgia Premier Academy in Statesboro, Ga. for his senior year...transferred to the newly-formed MLB Draft League in the summer of 2021, going 1-1 with a 2.57 ERA (8 ER/28.0 IP) and 44 strikeouts in 7 starts for the West Virginia Black Bears, a club managed by former Major League and West Virginia native Jedd Gyorko...pitched for both the Toronto Mets, an amateur team in the Canadian Premier Baseball League, and the Canadian Junior National Team...rated as the third-best Canadian prospect in the 2021 draft class by Baseball America and was committed to play collegiately at Florida State University...studied video of Barry Zito while attempting to perfect his curveball.

YEAR	CLUB	W-L	ERA	G	GS	CG	SHO	SV	IP	H	R	ER	HR	HB	BB-I	SO	WP	BK
2021	ACL Rangers	0-0	0.00	4	0	0	0	0	6.0	4	2	0	0	0	0-0	13	0	0
2022	Down East	5-5	2.45	19	18	0	0	0	80.2	66	28	22	4	3	28-0	99	3	0
<b>MINOR TOTALS</b>		<b>5-5</b>	<b>2.28</b>	<b>23</b>	<b>18</b>	<b>0</b>	<b>0</b>	<b>0</b>	<b>86.2</b>	<b>70</b>	<b>30</b>	<b>22</b>	<b>4</b>	<b>3</b>	<b>28-0</b>	<b>112</b>	<b>3</b>	<b>0</b>

**BREMER, NOAH**

Ht./Wt.: 6-5/210  
Bats/Throws: R/R

Acquired: Selected in the 6th round of the 2017 June draft...signed on June 20, 2017.  
Signed By: Gary McGraw

Born: May 13, 1996 in Berkeley, CA  
Resides: Berkeley, CA

**RHP**

**2022:** Did not pitch after undergoing Tommy John ligament replacement surgery on 3/30/22...**2021:** Combined to go 5-4 with a 4.48 ERA (34 ER/68.1 IP) and 4 saves in 22 G/7 GS at Frisco (AA)...went 3-1, 4.89 (21 ER/38.2 IP) in 15 relief app. and 2-3, 3.94 (13 ER/29.2 IP) in 7 starts...named Double-A Central Pitcher of the Week for 7/19-25 after fanning 7 batters, walking none, and allowing just 2 hits over a pair of scoreless relief outings (6.2 IP total)...was on the Injured List from 6/30-7/7 with a lower back strain...pitched for Caguas of the Puerto Rican Winter League, going 0-1 with a 2.77 ERA (4 ER/13.0 IP) in 4 starts...**2020:** Did not see official game action after minor league season was canceled due to pandemic...led Texas contingent in Fall Developmental League with 18.0 IP...struck out 23 batters while walking 5 and allowing 8 runs on 11 hits...**2019:** Combined to go 4-0, 2.86 (25 ER/78.2 IP) in 15 G/14 GS for High-A Down East and AZL Rangers...on IL from 5/6-7/7 with right forearm strain, as only AZL outing came on rehab assignment...held Carolina League opponents to a .202 BA, 6th-lowest on circuit (min. 70 IP)...went 1-0, 9.95 (7 ER/6.1 IP) in 3 G/GS for Surprise in Arizona Fall League...**2018:** Transitioned from a relief role and made 17 starts for Low-A Hickory...tossed a 7.0-inning CG in the opener of a doubleheader on 6/12 at Greensboro (1 R-ER, 7 SO)...on DL, 4/9-5/24, with left oblique strain...**2017:** Combined to go 1-0 with a 2.61 ERA (6 ER/20.2 IP) over 12 relief outings with the AZL Rangers and Short-A Spokane...made pro debut with AZL Rangers on 6/30 and was promoted on 7/3...**NOTES:** Was an All-Pac-12 selection in 2017 for the University of Washington, going 6-3 with a 3.15 ERA (36 ER/103.0 IP) and 103 strikeouts over 15 G/9 GS...left Seattle ranked among the Huskies all-time leaders in innings (3rd, 284), strikeouts (6th, 205), and career starts (76th, 40)...was a first-team All-West Alameda Foothills and third team all-state at Berkeley (Calif.) High School under his father, Matt...brother, Tyler, played at Baylor and was selected by CHC in the 27th round of the 2012 draft...mother, Shelly, played basketball at the Univ. of California.

YEAR	CLUB	W-L	ERA	G	GS	CG	SHO	SV	IP	H	R	ER	HR	HB	BB-I	SO	WP	BK
2017	AZL Rangers	0-0	40.50	1	0	0	0	0	0.2	3	3	3	0	0	1-0	1	0	0
	Spokane	1-0	1.35	11	0	0	0	0	20.0	10	4	3	1	1	4-0	30	0	0
2018	Hickory	5-7	4.20	17	17	1	0	0	81.1	94	42	38	8	1	25-0	69	6	0
2019	Down East	3-0	2.97	14	14	0	0	0	75.2	53	26	25	2	5	24-0	68	2	1
	AZL Rangers	1-0	0.00	1	0	0	0	0	3.0	4	1	0	0	0	0-0	6	0	0
2020									DID NOT PITCH									
2021	Frisco	5-4	4.48	22	7	0	0	4	68.1	65	36	34	8	6	25-0	65	6	2
2022									INJURED - DID NOT PITCH									
<b>MINOR TOTALS</b>		<b>15-11</b>	<b>3.72</b>	<b>66</b>	<b>38</b>	<b>1</b>	<b>0</b>	<b>4</b>	<b>249.0</b>	<b>229</b>	<b>112</b>	<b>103</b>	<b>19</b>	<b>13</b>	<b>79-0</b>	<b>239</b>	<b>14</b>	<b>3</b>

**BRENNAN, TIM**

Ht./Wt.: 6-5/215  
Bats/Throws: R/R

Acquired: Selected in the 7th round of the 2018 June draft...signed on June 14, 2018.  
Signed By: Brian Matthews

Born: Dec. 18, 1996 in Philadelphia, PA  
Resides: Philadelphia, PA

**RHP**

**2022:** Returned from injury in mid-May and went 6-3, 2.76 ERA (23 ER/75.0 IP) over 19 G/13 GS for Frisco (AA)...ranked among Texas League pitchers (min. 75.0 IP) in WHIP (2nd, 1.00), ERA (3rd), BB/9 (3rd, 1.56), K/BB ratio (3rd, 4.23), and opp. BA (9th, .223)...opponents batted .226/.279/.356/.635, incl. .184 BA vs. RHB...went 5-0, 2.25 (12 ER/48.0 IP) over last 10 G/9 GS before suffering season-ending right elbow injury on 9/8...lauded for possessing the "Best Control" in the Texas Organization according to Baseball America's "Best Tools" survey...**2021:** Combined for an 0-3 record and 3.46 ERA (10 ER/26.0 IP) over 8 games/7 starts in an injury-shortened campaign with Frisco (AA) and the Arizona Complex Rangers (Rookie)...missed more than 3 months of action after suffering a broken right arm when he was hit by a line drive on 5/15 vs. Corpus Christi...underwent surgery on 5/19 and returned to game action in August with a rehab outing at the Rookie level...participated in the Rangers' Fall Instructional League and pitched for the Surprise Saguaros of the Arizona Fall League after the season, going 1-1, 5.59 (6 ER/9.2 IP) in 7 relief outings...**2020:** Did not see official game action after minor league season was canceled due to pandemic...issued walks to just 2 of 54 (3.7%) batters faced in Fall Developmental League...also tallied 14 strikeouts, as 7.0 K/BB ratio was highest among Rangers' pitchers...**2019:** Led all Texas farmhands in wins, combining to go 11-6, 3.84 (53 ER/124.1 IP) over 21 G/GS for Down East (A+) and Hickory (A)...also had the lowest BB/9 rate (1.01) among organization qualifiers...had a pair of 7.0-inning CGs: 5/6 at Kannapolis and 7/25 vs. Carolina...**2018:** Did not see official game action...**NOTES:** Played 3 seasons at St. Joseph's University, where he went 20-9 with a 2.80 ERA over 39 games/37 starts...garnered All-ECAC first team honors as a junior after going 9-3 with a 2.94 ERA (29 ER/88.2 IP) and 5 BB/84 SO over 13 G/12 GS...his 0.51 BB/9 rate and 16.80 SO/BB figure both led the nation in 2018...left campus among the school's all-time leaders in wins (2nd, 20) and strikeouts (2nd, 216)...was a 3-time Philadelphia Inquirer All-Southeastern Pennsylvania selection at Holy Ghost Prep, where he was teammates with Cleveland prospect Nolan Jones...he also captained the basketball team at Holy Prep.

YEAR	CLUB	W-L	ERA	G	GS	CG	SHO	SV	IP	H	R	ER	HR	HB	BB-I	SO	WP	BK
2019	Hickory	7-3	3.58	13	13	1	0	0	78.0	66	35	31	4	5	9-0	57	2	1
	Down East	4-3	4.27	8	8	1	1	0	46.1	52	24	22	1	2	5-0	25	0	0
2020									DID NOT PITCH									
2021	Frisco	0-3	3.75	7	6	0	0	0	24.0	24	10	10	1	4	10-0	13	0	0
	ACL Rangers	0-0	0.00	1	1	0	0	0	2.0	0	0	0	0	1	0-0	2	0	0
2022	Frisco	6-3	2.76	19	13	0	0	0	75.0	62	27	23	9	8	13-0	55	4	1
<b>MINOR TOTALS</b>		<b>17-12</b>	<b>3.43</b>	<b>48</b>	<b>41</b>	<b>2</b>	<b>1</b>	<b>0</b>	<b>225.1</b>	<b>204</b>	<b>96</b>	<b>86</b>	<b>15</b>	<b>20</b>	<b>37-0</b>	<b>152</b>	<b>6</b>	<b>2</b>

**BREWER, MICHAEL****RHP**

Ht./Wt.: 6-5/215

Born: Aug. 8, 2000 in Hillsboro, MO

Bats/Throws: R/R

Resides: Hillsboro, MO

Acquired: Selected in the 32nd round of the 2019 MLB Draft...signed on July 10, 2019.

Signed By: Dustin Smith

**2022:** Combined for a 5-4 record, 5 saves, 2.61 ERA (12 ER/41.1 IP), and 50 strikeouts over 32 relief outings...opened season at Down East (A), but received early promotion to Hickory (A+) on 5/14...registered an 8.44 ERA (5 ER/5.1 IP) in first 5 G at High-A, but posted a 2.75 ERA (6 ER/19.2 IP) over final 18 G (beg. 7/4)...logged 1.0 SHOIP as part of combined, 10-inning no-hitter on 7/9 at Bowling Green...on Injured List from 6/3-13 and 6/23-30...**2021:** Made his professional debut over 18 relief appearances with the ACL Rangers (Rk.) and Down East (A), posting a 2-1 record, one save, 3.56 ERA (12 ER/30.1 IP), and 12.8 strikeouts per 9.0 innings figure...saw first pro action in outing on 6/28 vs. ACL Royals Blue, nearly two years after he was drafted on 6/5/19...**2020:** Did not see official game action after minor league season was canceled due to pandemic...**2019:** Did not see official game action after signing first professional contract on 7/10...**NOTES:** Michael Andrew Brewer...went 5-1 with a 3.06 ERA and 69 strikeouts in his senior year at Hillsboro (Mo.) High School in 2019, leading the Hawks to their first Class 5 District 1 championship since 2011...was selected to the Jefferson County Activities Association First Team and was voted as the conference's Player of the Year...also starred in basketball at Hillsboro...became the first Hillsboro baseball player ever to be selected in the MLB Draft...father, Matthew, was selected by San Francisco in the 19th round of the 1991 MLB Draft...committed to play collegiately at the University of Southern Mississippi before turning pro.

YEAR	CLUB	W-L	ERA	G	GS	CG	SHO	SV	IP	H	R	ER	HR	HB	BB-I	SO	WP	BK
2020									DID NOT PITCH									
2021	ACL Rangers	1-0	2.87	10	0	0	0	0	15.2	14	6	5	1	0	10-0	24	4	0
	Down East	1-1	4.30	8	0	0	0	1	14.2	8	7	7	1	2	7-0	19	1	0
2022	Down East	3-2	0.55	9	0	0	0	1	16.1	9	4	1	0	0	4-0	19	0	0
	Hickory	2-2	3.96	23	0	0	0	4	25.0	31	13	11	2	1	10-0	31	1	1
<b>MINOR TOTALS</b>		<b>7-5</b>	<b>3.01</b>	<b>50</b>	<b>0</b>	<b>0</b>	<b>0</b>	<b>6</b>	<b>71.2</b>	<b>62</b>	<b>30</b>	<b>24</b>	<b>4</b>	<b>3</b>	<b>31-0</b>	<b>93</b>	<b>6</b>	<b>1</b>

**BRITO, BIEMBENIDO****RHP**

Ht./Wt.: 6-3/180

Born: Feb. 13, 2003 in San Pedro de Macoris, DR

Bats/Throws: R/R

Resides: San Pedro de Macoris, DR

Acquired: Signed as a non-drafted free agent on Nov. 3, 2021.

Signed By: Nelson Muniz/Jack Marino

**2022:** Compiled a 1-2 record and 4.81 ERA (21 ER/39.1 IP) over 11 G/10 GS for Rookie-level DSL TEX Blue and ACL Rangers in his professional debut...struck out 64 of 176 (36.4%) batters faced...participated in the Rangers' Fall Instructional League program following the season.

YEAR	CLUB	W-L	ERA	G	GS	CG	SHO	SV	IP	H	R	ER	HR	HB	BB-I	SO	WP	BK
2022	DSL TEX Blue	1-1	3.63	9	9	0	0	0	34.2	23	16	14	2	6	21-0	55	9	0
	ACL Rangers	0-1	13.50	2	1	0	0	0	4.2	5	8	7	1	1	5-0	9	0	1
<b>MINOR TOTALS</b>		<b>1-2</b>	<b>4.81</b>	<b>11</b>	<b>10</b>	<b>0</b>	<b>0</b>	<b>0</b>	<b>39.1</b>	<b>28</b>	<b>24</b>	<b>21</b>	<b>3</b>	<b>7</b>	<b>26-0</b>	<b>64</b>	<b>9</b>	<b>1</b>

**BROSKY, MATT****RHP**

Ht./Wt.: 5-10/190

Born: Sept. 15, 1999 in Middleburg Heights, OH

Bats/Throws: R/R

Resides: Strongsville, OH

Acquired: Selected in the 8th round of the 2022 MLB Draft...signed on July 26, 2022.

Signed By: Chris Collias

**2022:** Did not see official game action following selection in the MLB Draft...participated in the Rangers' Fall Instructional League program following the season...**NOTES:** Matthew John Brosky...was named Horizon League Pitcher of the Year and was a First Team All-Horizon League selection as a junior at Youngstown State University in 2022...became the 5th player in program history to earn conference Pitcher of the Year honors, going 6-7 with a 2.65 ERA (29 ER/98.2 IP), 102 strikeouts, and a .231 opponent batting average over a school record-tying 15 starts...led Horizon League in ERA, innings, complete games (5), and strikeouts (tied)...named to the ABCA/Rawlings East All-Region Second Team...began his collegiate career at Ohio University, making 11 relief appearances for the Bobcats in 2019 before transferring to Youngstown State...attended Lutheran West High School in Rocky River, Ohio for his first two years of prep school before moving on to Strongsville (Ohio) High School as a junior...has a sister (Allison).

**BRYAN, HUNTER****INF**

Ht./Wt.: 6-0/195

Born: April 22, 2001 in Visalia, CA

Bats/Throws: R/R

Resides: Visalia, CA

Acquired: Selected in the 31st round of the 2019 June draft...signed on July 11, 2019.

Signed By: Patrick Perry

**2022:** Limited to just 16 games with the ACL Rangers (Rk.)...**2021:** Made his professional debut with the ACL Rangers (Rk.), with his 1st official game action (6/29/21) coming more than 2 years after his original selection in the draft (6/5/19)...participated in the Rangers' Fall Instructional League and Texas Tour games against local universities in October...**2020:** Did not see official game action after minor league season was canceled due to pandemic...**2019:** Did not see official game action after signing first professional contract on 7/11...**NOTES:** Hunter Tommy Bryan...was a 3-year varsity starter as a pitcher and infielder for Redwood High School in Visalia, Calif...guided team to an outright West Yosemite League championship as a senior in 2019, batting .364 with 6 HR and 24 RBI...was named league player of the year as a sophomore and junior...became the first player drafted directly out of Redwood HS since 2005...committed to play collegiately at Fresno State before turning pro.

YEAR	CLUB	AVG	G	AB	R	H	TB	2B	3B	HR	RBI	SH	SF	BB-I	SO	SB	CS	HP	GIDP	OBP	SLG
2021	ACL Rangers	.231	8	13	5	3	6	0	0	1	3	0	0	7-0	8	1	1	2	1	.546	.462
2022	ACL Rangers	.225	16	40	7	9	12	3	0	0	3	1	0	9-0	24	0	0	1	1	.380	.300
<b>MINOR TOTALS</b>		<b>.226</b>	<b>24</b>	<b>53</b>	<b>12</b>	<b>12</b>	<b>18</b>	<b>3</b>	<b>0</b>	<b>1</b>	<b>6</b>	<b>1</b>	<b>0</b>	<b>16-0</b>	<b>32</b>	<b>1</b>	<b>1</b>	<b>3</b>	<b>2</b>	<b>.431</b>	<b>.340</b>



**CAULEY, CAMERON****INF**

Ht./Wt.: 5-10/170

Born: Feb. 6, 2003 in Houston, TX

Bats/Throws: R/R

Resides: Baytown, TX

Acquired: Selected in the 3rd round of the 2021 MLB Draft...signed on July 20, 2021.

Signed By: Josh Simpson

**2022:** The 19-year-old batted .209 (60-287) with 2 home runs, 3 triples, and 21 RBI over 76 G for Down East (A) in his full-season debut...went 38-for-43 (.884) in stolen base attempts, 4th-most steals on club...split time between shortstop (48 starts) and second base (28 starts)...on Injured List from 6/16-27...**2021:** Appeared primarily at shortstop for the ACL Rangers (Rk.) in his 1st pro season...batted .232/.283/.321/.605 through 1st 14 G and .289/.349/.474/.823 in final 10 G...ranked T5th in the ACL with 4 triples, 2nd-most on team behind ACL leader Yosy Galan (7)...also ranked 2nd on club with 10 steals...participated in the Rangers' Fall Instructional League and Texas Tour games against local universities in October...**NOTES:** Cameron Andrew Cauley...batted .450 with 6 HR, 35 RBI, and 52 SB in his senior campaign at Barbers Hill High School in Mont Belvieu, Tex., leading the Eagles to their 1st-ever state championship...the team defeated Hallsville HS in the 5-A state final held at Dell Diamond in Round Rock on 6/12/21, exactly one month before Cam's selection in the draft (7/12/21)...named the 2021 All-Greater Houston Baseball Hitter of the Year by the Houston Chronicle, and was a second team All-America selection by MaxPreps...also starred as wide receiver on the Barbers Hill football team, totaling 988 yards and 16 touchdowns as a junior in 2019...was committed to Texas Tech University prior to signing...his father, Chris, serves as an assistant on the Barbers Hill coaching staff and played 3 seasons in the Chicago White Sox minor league system (1987-89) after pitching collegiately at Texas Christian University...grew up outside of Houston but opted to root for individual players rather than the local MLB team, as he models his game after Trea Turner and Dansby Swanson.

YEAR	CLUB	AVG	G	AB	R	H	TB	2B	3B	HR	RBI	SH	SF	BB-I	SO	SB	CS	HP	GIDP	OBP	SLG
2021	ACL Rangers	.255	24	94	20	24	36	4	4	0	17	0	1	8-0	31	10	1	0	0	.311	.383
2022	Down East	.209	76	287	36	60	83	11	3	2	21	1	2	38-1	91	38	5	3	4	.306	.289
<b>MINOR TOTALS</b>		<b>.221</b>	<b>100</b>	<b>381</b>	<b>56</b>	<b>84</b>	<b>119</b>	<b>15</b>	<b>7</b>	<b>2</b>	<b>38</b>	<b>1</b>	<b>3</b>	<b>46-1</b>	<b>122</b>	<b>48</b>	<b>6</b>	<b>3</b>	<b>4</b>	<b>.307</b>	<b>.312</b>

**CEPEDA, GEISEL****OF**

Ht./Wt.: 6-5/220

Born: Jan. 17, 1998 in Sancti Spiritus, Cuba

Bats/Throws: R/R

Resides: Santo Domingo, DR

Acquired: Signed as a non-drafted free agent on Jan. 15, 2023

Signed By: Jose Fernandez/Chu Halabi/Andre Park

**2023:** Signed with Texas as a non-drafted free agent on 1/15...**2022:** Did not see official game action...**2016-21:** Spent 5 seasons with Gallos de Sancti Spiritus of the Cuban National Series, posting a career .333/.416/.413/.829 (279-838) slash line with 11 home runs and 123 RBI over 266 G...in 2021, batted .354/.457/.504/.961 (92-260) with career highs in HR (6) and RBI (48) across 75 G, recording far more walks (51) than strikeouts (15)...appeared exclusively as an outfielder throughout his career, making most of his starts in center field...**NOTES:** Geisel Adriano Cepeda.

**CHAVEZ, FRAINRYER****INF**

Ht./Wt.: 5-9/190

Born: May 24, 1999 in Valencia, VZ

Bats/Throws: S/R

Resides: Little Elm, TX

Acquired: Selected in the 22nd round of the 2018 June draft...signed on June 14, 2018.

Signed By: Josh Simpson

**2022:** Slashed .279/.356/.360/.717 (86-308) with 2 home runs and career-high 42 RBI across the top 3 levels of the Texas farm system: Hickory (A+), Frisco (AA), Round Rock (AAA)...opened campaign at Hickory and was briefly promoted to Round Rock from 6/2-13 before returning to High-A on 6/14...earned promotion to Frisco on 8/26 and finished season there...went 3-for-7 with one RBI and 3 walks over 4 postseason contests during RoughRiders' Texas League Championship run...made starts at all 4 infield positions: 2B (40), 1B (25), SS (14), 3B (7)...**2021:** Served a utility role in his 1st career action at High-A, seeing action mainly at 2B in addition to 3B and SS...posted career highs in RBI (38) and BB (46)...ranked among High-A East leaders (min. 300 AB) in walk pct. (5th, 12.4%) and OBP (10th, .349)...trained at the club's Alternate Site in Round Rock prior to the start of the minor league season...**2020:** Did not see official game action after minor league season was canceled due to pandemic...**2019:** Ranked among Low-A Hickory leaders in SB (2nd, 17), BB (3rd, 41), and H (4th, 93)...made 108 starts at SS (47), 2B (33), and 3B (28)...garnered internal Texas Defender of the Month recognition for July...**2018:** Led the AZL in steals (23) and ranked among the league leaders in hits (T7th, 53) and RBI (T7th, 31) in 1st pro season...**NOTES:** Frainryer Jesus Chavez...named to the All-Western Junior College Athletic Conference first team in his only season at Midland (Texas) College...batted .387 with 13 HR and 66 RBI for the Chaps...was born in Venezuela, but graduated from Little Elm (Texas) High School in 2017 and was named UIL District 14-5A Most Valuable Player as a senior...began playing baseball with a stick and paper ball in his native Venezuela...youngster brother, Fraymer, also starred at Little Elm HS and is following in his brother's footsteps by playing baseball at Midland College...the boys' mother, Maribel Colina, named all 3 children with the same 3 letters to begin their first names, as Frainryer and Fraymer have a sister named Fraymar...their father's name in Franklin.

YEAR	CLUB	AVG	G	AB	R	H	TB	2B	3B	HR	RBI	SH	SF	BB-I	SO	SB	CS	HP	GIDP	OBP	SLG
2018	ACL Rangers	.306	45	173	30	53	70	7	2	2	31	0	2	19-0	37	23	6	2	3	.378	.405
2019	Hickory	.255	115	365	54	93	115	15	2	1	36	5	2	41-0	76	17	8	2	7	.332	.315
		DID NOT PLAY																			
2021	Hickory	.244	97	315	48	77	95	13	1	1	38	2	3	46-0	79	10	6	6	9	.349	.302
2022	Hickory	.281	73	231	35	65	84	9	2	2	32	0	3	30-1	50	13	3	4	5	.369	.364
	Round Rock	.227	7	22	1	5	8	1	1	0	2	0	0	0-0	5	0	1	0	1	.227	.364
	Frisco	.291	14	55	7	16	19	3	0	0	8	0	1	5-0	12	2	0	0	2	.344	.346
<b>MINOR TOTALS</b>		<b>.266</b>	<b>351</b>	<b>1161</b>	<b>175</b>	<b>309</b>	<b>391</b>	<b>48</b>	<b>8</b>	<b>6</b>	<b>147</b>	<b>7</b>	<b>11</b>	<b>141-1</b>	<b>259</b>	<b>65</b>	<b>24</b>	<b>14</b>	<b>27</b>	<b>.350</b>	<b>.337</b>

**CHENEY, GRIFFIN****INF**

Ht./Wt.: 5-11/190

Born: May 21, 1999 in Johns Creek, GA

Bats/Throws: R/R

Resides: Atlanta, GA

Acquired: Selected in the 9th round of the 2022 MLB Draft...signed on July 26, 2022.

Signed By: Tyler Carroll

**2022:** Made his professional debut, appearing in 20 G between the ACL Rangers (Rk.) and Hickory (A+)...batted .226/.314/.581/.895 (7-31) with 2 home runs, and 5 RBI over 9 G in Arizona before earning promotion to High-A on 8/26...made starts at second base (9), shortstop (4), and third base (4)...participated in the Rangers' Fall Instructional League program following the season...**NOTES:** Griffin Robert Cheney...was a 5-year letter winner at Georgia State University and posted a career .301 BA and 22 HR, with 21 of those coming in his final 2 seasons (2021-22)...was a 4-year starter at SS (2019 and 2022), 3B (2020), and 2B (2021), ranking among all-time program leaders in runs (5th, 143) and walks (T6th, 90)...in 2022, hit .350 and ranked T4th in the Sun Belt Conference with 16 HR...tied Georgia State and Sun Belt record with 3 HR on 3/15/22 at 15th-ranked Clemson...named to 2022 ABCA/Rawlings All-Southeast Region First Team and 2022 All-Sun Belt Conference Second Team...named to the Watch List for the Brooks Wallace Award, presented annually to the nation's top collegiate shortstop...earned his degree in psychology in the spring of 2021...teammates with fellow TEX farmhand Seth Clark at GSU...was a 2-year letterwinner at Northview High School in Johns Creek, Ga., guiding the Titans to a state playoff appearance in 2017.

FRONT OFFICE

YEAR	CLUB	AVG	G	AB	R	H	TB	2B	3B	HR	RBI	SH	SF	BB-I	SO	SB	CS	HP	GDP	OBP	SLG	
2022	ACL Rangers	.226	9	31	3	7	18	3	1	2	5	0	0	3-0	10	1	0	1	0	0	.314	.581
	Hickory	.160	11	25	7	4	5	1	0	0	0	0	0	5-0	7	1	1	0	0	0	.300	.200
<b>MINOR TOTALS</b>		<b>.196</b>	<b>20</b>	<b>56</b>	<b>10</b>	<b>11</b>	<b>23</b>	<b>4</b>	<b>1</b>	<b>2</b>	<b>5</b>	<b>0</b>	<b>0</b>	<b>8-0</b>	<b>17</b>	<b>2</b>	<b>1</b>	<b>1</b>	<b>0</b>	<b>.308</b>	<b>.411</b>	

**CLARK, SETH****LHP**

Ht./Wt.: 6-3/220

Bats/Throws: R/L

Acquired: Signed as a non-drafted free agent on July 26, 2022.

Signed By: Tyler Carroll

Born: Nov. 18, 1999 in Loganville, GA

Resides: Loganville, GA

**2022:** Made one scoreless relief appearance for the ACL Rangers (Rk.) on 8/23 vs. ACL Royals in his professional debut...participated in the Rangers' Fall Instructional League program following the season...**NOTES:** Was a four-year letter winner at Georgia State University, posting a career 7-6 record, 6.91 ERA (95 ER/123.2 IP), and 10.6 strikeouts per 9.0 innings figure over 70 appearances/12 starts...went 5-2 with a 3.89 ERA (15 ER/34.2 IP) across 23 relief outings as a junior in 2022, punching out 44 of the 153 (28.8%) batters he faced...was teammates with fellow Texas farmhand Griffin Cheney at Georgia State...led Loganville (Ga.) High school to back-to-back Class AAAAA state titles in 2017 and 2018, earning Georgia Dugout Club Class AAAAA Player of the Year honors following his senior campaign in 2018.

COACHES

YEAR	CLUB	W-L	ERA	G	GS	CG	SHO	SV	IP	H	R	ER	HR	HB	BB-I	SO	WP	BK
2022	ACL Rangers	0-0	0.00	1	0	0	0	0	1.0	0	0	0	0	0	0-0	2	0	0

**COLINA, EDWAR****RHP**

Ht./Wt.: 5-11/240

Bats/Throws: R/R

Acquired: Claimed off waivers from Minnesota on Oct. 6, 2021.

Born: May 3, 1997 in Caracas, VZ

Resides: Guarenas, VZ

**2022:** Did not pitch after undergoing additional surgery on right elbow (4/27/22)...**2021:** Missed the entire campaign with right elbow inflammation, undergoing an arthroscopic debridement procedure on 5/26 that ended his season...claimed by TEX off waivers from MIN on 10/6 and was transferred from the Twins' 60-day IL to the Rangers' 60-day IL...activated from Injured List on 11/5...cleared waivers and was outrighted to Triple-A Round Rock on 11/19 when Texas added INF Ezequiel Duran and RHP's Ronny Henriquez and Ricky Yanasco to the 40-man roster...**2020:** Began season in Twins' 60-man player pool at Alternate Training Site in St. Paul, Minn...had contract selected on 9/25 and made MLB debut that night vs. CIN (0.1 IP, 4 H, 3 R-ER, 2 BB, 1 HR)...was optioned on 9/26...ranked as Twins no. 15 prospect by MLB Pipeline, and was lauded by Baseball America for having the 'Best Slider' in the MIN system...**2019:** Split the year between High-A Ft. Myers (10 G/GS), Double-A Pensacola (7 G/4 GS) and Triple-A Rochester (2 G)...went a career-best 8-2 with a 2.96 ERA (32 ER/97.1 IP) in 19 G/14 GS, with 102 strikeouts and a .229 opp. BA (82-358)...opened the campaign on 7-day Injured List with a back strain...allowed one hit over a career-high-tying 8.0 IP on 7/3 at CLR, facing one batter over the minimum, earning the Florida State League Pitcher of the Week award for his effort...promoted to Double-A on 7/11...tied his career high with 10 strikeouts over 7.0 innings on 7/25 vs. MOB (3 H, 1 R-0 ER, 1 BB)...held opponents to a .194 BA (21-108) for Pensacola...transferred to Triple-A Rochester on 8/24, appearing in relief twice before returning to Double-A to end the year...**2018:** Spent most of the year with Low-A Cedar Rapids, before earning a late-season promotion to High-A...compiled a 7-5 record and 2.63 ERA (32 ER/109.1 IP) in 21 G/20 GS across the 2 levels...ranked among pitchers in the MIN organization (min. 60.0 IP) in ERA (4th) and strikeouts (T10th, 106)...2.48 ERA (27 ER/98.0 IP) in Cedar Rapids was 4th-lowest among Midwest League starters (min. 15 GS)...on 5/1 vs. SB, tossed the first 6.0 innings of a combined no-hitter (5 BB, 2 SO)...named Twins Minor League Pitcher of the Week for the period of 8/5-11...did not allow an earned run in 8.0 IP vs. BEL in his one start that week...fanned 10 batters in back-to-back starts 8/13-19, his 1st career double-digit strikeout games...**2017:** Spent the entire season with Elizabethton (Rk.), appearing in 12 G/11 GS...finished with the 4th-best ERA (3.34) and WHIP (1.30) among Appalachian League qualifiers, as well as the lowest opponent batting average (.219) and 4th-most strikeouts (56)...named an Appy League Postseason All-Star...earned the win in Game 3 of the Appy League semifinals on 9/6 vs. GRN to send the E-Twins to the championship (6.2 IP, 3 H, 0 R, 3 BB, 8 SO)...went 1-1, 3.60 ERA (2 ER/5.0 IP) over 7 G with Navegantes del Magallanes of the Venezuelan Winter League...**2016:** Made his professional debut with the DSL Twins on 6/6 vs. DSL BAL (1.0 IP, 0 R)...struck out five batters over 4.0 IP in his first pro start on 6/9 at DSL SEA...earned his first win on 7/2 at DSL DL (7.0 IP, 6 H, 1 R-0 ER, 1 BB, 8 SO)...held opposing offenses to 2-or-fewer runs in 12 of his 14 appearances...made one appearance for Navegantes del Magallanes of the Venezuelan Winter League...**NOTES:** Edwar Osnel de la Cruz Colina Orozco (pronounced coh-LEE-nah)...learned English with the help of Dutch-born teammate Taylor Clemens during their time with the Elizabethton Twins...signed by Minnesota as a non-drafted free agent on 9/29/15.

PLAYERS

2022 REVIEW

OPPOSITIONS

YEAR	CLUB	W-L	ERA	G	GS	CG	SHO	SV	IP	H	R	ER	HR	HB	BB-I	SO	WP	BK
2016	DSL Twins	1-3	2.30	14	13	0	0	0	58.2	43	21	15	3	26-0	52	8	0	
2017	Elizabethton	3-5	3.34	12	11	0	0	0	59.1	48	26	22	6	5	29-0	56	6	
2018	Cedar Rapids	7-4	2.48	19	18	0	0	0	98.0	71	31	27	4	2	50-0	95	11	
	Fort Myers	0-1	3.97	2	2	0	0	0	11.1	13	5	5	1	0	3-0	11	1	
2019	Fort Myers	4-2	2.34	10	10	0	0	0	61.2	53	20	16	3	4	15-0	61	5	
	Pensacola	4-0	2.03	7	4	1	0	0	31.0	21	8	7	0	1	15-0	37	3	
	Rochester	0-0	17.36	2	0	0	0	0	4.2	8	9	9	1	1	2-0	4	0	
<b>2020</b>	<b>Minnesota</b>	<b>0-0</b>	<b>81.00</b>	<b>1</b>	<b>0</b>	<b>0</b>	<b>0</b>	<b>0</b>	<b>0.1</b>	<b>4</b>	<b>3</b>	<b>3</b>	<b>1</b>	<b>0</b>	<b>2-0</b>	<b>0</b>	<b>0</b>	
2021									INJURED - DID NOT PITCH									
2022									INJURED - DID NOT PITCH									
<b>MAJOR TOTALS</b>		<b>0-0</b>	<b>81.00</b>	<b>1</b>	<b>0</b>	<b>0</b>	<b>0</b>	<b>0</b>	<b>0.1</b>	<b>4</b>	<b>3</b>	<b>3</b>	<b>1</b>	<b>0</b>	<b>2-0</b>	<b>0</b>	<b>0</b>	
<b>MINOR TOTALS</b>		<b>19-15</b>	<b>2.80</b>	<b>66</b>	<b>58</b>	<b>1</b>	<b>0</b>	<b>0</b>	<b>324.2</b>	<b>257</b>	<b>120</b>	<b>101</b>	<b>16</b>	<b>16</b>	<b>140-0</b>	<b>316</b>	<b>34</b>	

RECORDS

DEVELOPMENT

**COLLYER, GAVIN****RHP**

Ht./Wt.: 6-1/180

Bats/Throws: R/R

Acquired: Selected in the 12th round of the 2019 June draft...signed on July 3, 2019.

Signed By: Derrick Tucker

Born: May 12, 2001 in Lawrenceville, GA

Resides: Buford, GA

**2022:** Produced career highs in wins (6), innings (104.2), and strikeouts (115) over 24 games/22 starts between Down East (A) and Hickory (A+)...spent majority of campaign at Low-A, but was promoted to Hickory on 9/9 and made one start for the Crawdads on 9/9 vs. Rome (L, 3.2 IP, 2 H, 5 R-1 ER, 4 BB, 5 SO)...**2021:** Spent the majority of the season in the Down East (A) rotation as the youngest starter for a Wood Ducks team that finished runner-up in the Low-A East...finished the regular season by going 2-1, 1.79 (8 ER/40.1 IP) over his final 9 G/8 GS, earning him the start in Game 1 of the best-of-5 Low-A East Championship Series (L, 4.2 IP, 3 R-ER)...opponents batted .236/.360/.348/.708...**2020:** Did not see official game action after minor league season was canceled due to pandemic...struck out 10 of 30 (33.3%) batters faced in Fall Developmental League, holding opponents to 4 runs on 7 hits and 4 walks...**2019:** Made pro debut with the AZL Rangers...**NOTES:** Gavin Thomas Collyer...drafted out of Mountain View (Ga.) High School...named to the 2019 Gwinnett Daily Post All-County team as a senior after recording a 1.63 ERA and 71 strikeouts over 43.0 innings...had committed to Clemson University before turning pro.

MEDIA

YEAR	CLUB	W-L	ERA	G	GS	CG	SHO	SV	IP	H	R	ER	HR	HB	BB-I	SO	WP	BK
2019	AZL Rangers	1-1	10.80	6	0	0	0	0	5.0	5	6	6	1	0	6-0	7	3	0
2020									DID NOT PITCH									
2021	Down East	3-1	3.33	21	16	0	0	0	73.0	63	31	27	6	6	48-0	84	8	1
2022	Down East	6-4	4.63	23	21	0	0	0	101.0	86	57	52	8	12	40-0	110	7	0
	Hickory	0-1	2.45	1	1	0	0	0	3.2	2	5	1	1	1	4-0	5	0	0
<b>MINOR TOTALS</b>		<b>10-7</b>	<b>4.24</b>	<b>51</b>	<b>38</b>	<b>0</b>	<b>0</b>	<b>0</b>	<b>182.2</b>	<b>156</b>	<b>99</b>	<b>86</b>	<b>16</b>	<b>13</b>	<b>98-0</b>	<b>206</b>	<b>18</b>	<b>1</b>

### CORBETT, JOE

Ht./Wt.: 6-5/240

Bats/Throws: R/R

Acquired: Selected in the 10th round of the 2019 June draft...signed on June 12, 2019.

Signed By: Josh Simpson

Born: Oct. 12, 1996 in Oklahoma City, OK

Resides: Canyon, TX

RHP

**2022:** Went 4-2 with one save and a 3.81 ERA (22 ER/52.0 IP) and logged career highs in innings and appearances (41), pitching exclusively in relief for Hickory (A+) and Frisco (AA)...opened campaign at Hickory and received promotion to Double-A on 6/14...saw brief stint with Round Rock (AAA) from 7/27-8/2, but returned to Frisco on 8/3 and finished season there...**2021:** Went 1-4 with a 5.03 ERA (19 ER/34.0 IP) and 6 saves in 25 G for Hickory (A+) and Down East (A)...opened the year with Down East (2.38 ERA and .146 opp. BA in 10 G) before earning a mid-June promotion to Hickory (6.35 ERA and .312 opp. BA in 15 G)...**2020:** Did not see official game action after minor league season was canceled due to pandemic...**2019:** Combined to go 3-0, 1.48 (4 ER/24.1 IP) in 19 G with Short-A Spokane and the Rookie AZL Rangers...promoted to Spokane on 6/24 and finished 3rd on Indians staff in games (17)...Northwest League opponents went 7-for-73 (.096)...**NOTES:** Joseph Calvin Corbett...pitched collegiately at West Texas A&M and Arkansas-Little Rock...went 23-2 with a 2.28 ERA and 39 walks/231 strikeouts in 185.1 innings in 2 seasons at West Texas A&M after transferring...finished his college degree in Dec. 2021...attended Bishop McGuinness High School in Oklahoma City...grew up as a fan of the Rangers and Tom Brady.

YEAR	CLUB	W-L	ERA	G	GS	CG	SHO	SV	IP	H	R	ER	HR	HB	BB-I	SO	WP	BK
2019	AZL Rangers	0-0	0.00	2	0	0	0	1	2.0	1	0	0	0	0	0-0	3	0	0
	Spokane	3-0	1.61	17	0	0	0	3	22.1	7	7	4	0	2	11-1	27	1	0
2020									DID NOT PITCH									
2021	Down East	1-1	2.38	10	0	0	0	5	11.1	6	3	3	2	1	5-0	18	1	0
	Hickory	0-3	6.35	15	0	0	0	1	22.2	29	18	16	4	4	12-2	26	2	0
2022	Hickory	1-1	2.86	16	0	0	0	1	22.0	18	11	7	4	1	5-0	32	7	0
	Frisco	3-1	4.50	25	0	0	0	0	30.0	30	16	15	10	1	12-0	30	1	1
<b>MINOR TOTALS</b>		<b>8-6</b>	<b>3.67</b>	<b>85</b>	<b>0</b>	<b>0</b>	<b>0</b>	<b>11</b>	<b>110.1</b>	<b>91</b>	<b>55</b>	<b>45</b>	<b>20</b>	<b>9</b>	<b>45-3</b>	<b>136</b>	<b>12</b>	<b>1</b>

### CORNIELL, JOSE

Ht./Wt.: 6-3/220

Bats/Throws: R/R

Acquired: From Seattle, along with a player to be named later, in exchange for RHP Rafael Montero on Dec. 15, 2020.

Signed By: Francisco Rosario (SEA)

Born: June 22, 2003 in Santo Domingo, DR

Resides: Puerto Plata, DR

RHP

**2022:** 19-year-old went 3-5 with 3 saves and a 5.45 ERA (40 ER/66.0 IP) over 22 games/4 starts with Down East (A) in his full season debut...posted a higher strikeouts per 9.0 innings figure in starts (11.7) than in relief (9.1)...was far more effective vs. RHB (.177 BA/.530 OPS) than LHB (.312 BA/1.000 OPS)...participated in the Rangers' Fall Instructional League program following the season...**2021:** Went 1-3 with a 6.98 ERA (30 ER/38.2 IP) in 13 G/9 GS for the ACL Rangers (Rk.) in his professional debut...was 1-3, 7.67 (25 ER/29.1 IP) with .311 opp. BA in 9 starts and 0-0, 3.86 (4 ER/9.1 IP) with .176 opp. BA in 4 relief appearances...entered the season ranked as the Rangers' no. 30 prospect according to Baseball America...**2020:** Did not see official game action after minor league season was canceled due to pandemic...acquired by Texas from Seattle, along with a player to be named later (SS Andres Mesa), in exchange for RHP Rafael Montero on 12/15...was on Mariners' Fall Developmental League roster...entered season rated as the 20th-best prospect in the Mariners' farm system according to Baseball America...**NOTES:** Jose Armando Corniell...is a product of the Marlejos Baseball Academy in his native Dominican Republic.

YEAR	CLUB	W-L	ERA	G	GS	CG	SHO	SV	IP	H	R	ER	HR	HB	BB-I	SO	WP	BK
2021	ACL Rangers	1-3	6.98	13	9	0	0	0	38.2	44	38	30	7	5	14-0	44	8	5
2022	Down East	3-5	5.45	22	4	0	0	3	66.0	58	40	40	9	11	34-0	71	5	0
<b>MINOR TOTALS</b>		<b>4-8</b>	<b>6.02</b>	<b>35</b>	<b>13</b>	<b>0</b>	<b>0</b>	<b>3</b>	<b>104.2</b>	<b>102</b>	<b>78</b>	<b>70</b>	<b>16</b>	<b>16</b>	<b>48-0</b>	<b>115</b>	<b>13</b>	<b>5</b>

### CUEVA, DANYER

Ht./Wt.: 5-10/200

Bats/Throws: L/R

Acquired: Signed as a non-drafted free agent on Jan. 15, 2021.

Signed By: Rafic Saab and Jhonny Gomez

Born: May 27, 2004 in Los Guayos, VZ

Resides: Valencia, VZ

INF

**2022:** Slashed .309/.353/.449/.801 (60-194) with 5 home runs and 31 RBI in 49 G for the ACL Rangers (Rk.) and Down East (A) in his 1st career stateside action at age 18...batted .330 (58-176) with 5 HR and 22 RBI for the ACL Rangers prior to earning a 5-game look at Down East, where he went 2-for-18 (111) to end the year...ranked among ACL leaders in runs (2nd, 39), BA (3rd), hits (3rd), RBI (T4th), and OPS (14th, .859)...made starts at both middle infield positions (37-SS, 11-2B)...entered '22 rated as organization's no. 30 prospect by Baseball America, but improved to no. 21 after site's mid-season update...**2021:** Served as the starting shortstop for the DSL Rangers I entry, leading the club in hits (57), runs (48, 3rd in DSL), total bases (77), and doubles (tied-11)...participated in the Rangers' Fall Instructional League and Texas Tour games against local universities in October...**2020:** Did not see official game action after signing 1st professional contract on 1/15/21...**NOTES:** Danyer Jose Cueva...ranked the no. 41 prospect in the 2020 international signing class by Baseball America.

YEAR	CLUB	AVG	G	AB	R	H	TB	2B	3B	HR	RBI	SH	SF	BB-I	SO	SB	CS	HP	GIDP	OBP	SLG
2021	DSL Rangers I	.282	49	202	48	57	77	11	3	1	25	0	0	22-0	48	9	4	8	1	.375	.381
2022	ACL Rangers	.330	44	176	39	58	85	10	1	5	31	0	0	10-0	40	3	2	3	3	.376	.483
	Down East	.111	5	18	0	2	2	0	0	0	0	0	0	0-0	5	0	0	0	1	.111	.111
<b>MINOR TOTALS</b>		<b>.296</b>	<b>98</b>	<b>396</b>	<b>87</b>	<b>117</b>	<b>164</b>	<b>21</b>	<b>4</b>	<b>6</b>	<b>56</b>	<b>0</b>	<b>0</b>	<b>32-0</b>	<b>93</b>	<b>12</b>	<b>6</b>	<b>11</b>	<b>5</b>	<b>.365</b>	<b>.414</b>

**CURRY, AIDAN****RHP**

Ht./Wt.: 6-5/195

Born: July 25, 2002 in Ossining, NY

Bats/Throws: R/R

Resides: Ossining, NY

Acquired: Signed as a non-drafted free agent on June 19, 2020.

Signed By: Takeshi Sakurayama

FRONT OFFICE

**2022:** Returned to the ACL Rangers (Rk.) and went 1-1, 4.63 ERA (18 ER/35.0 IP) over 11 games/9 starts before making his full season debut in start for Down East (A) on 9/4 vs. Fayetteville (ND, 3.1 IP, 1 H, 0 R, 5 BB, 6 SO)...opponents batted .259/.361/.415/.776 (38-147), incl. .227 BA vs. RHB and .341 BA vs. LHB...participated in the Rangers' Fall Instructional League program following the season...**2021:** Went 0-1 with a 13.79 ERA (24 ER/15.2 IP) over 11 G/1 GS in his 1st professional season with the ACL Rangers (Rk.)...opponents batted .343/.471/.567/1.038 (23-67), with 12 of 23 hits going for extra bases (10 2B, 3B, HR)...participated in the Rangers' Fall Instructional League and Texas Tour games against local universities in October...**2020:** Signed by Texas as a non-drafted free agent on 6/19/20...did not see official game action after minor league season was canceled due to pandemic...surrendered 4 runs on 6 hits and 6 walks while striking out 8 over 7.2 IP in Fall Developmental League...**NOTES:** Aidan Edward Curry...signed out of Fordham Prep High School in New York City...as a junior, helped team to a 22-4 record and the 2019 CHSAA city championship title, the school's first since 2009...originally committed to Bucknell University...was a member of the 2017 Ossining Little League team that won the New York state championship and advanced to the Little League World Series regionals.

COACHES

YEAR	CLUB	W-L	ERA	G	GS	CG	SHO	SV	IP	H	R	ER	HR	HB	BB-I	SO	WP	BK
2021	ACL Rangers	0-1	13.79	11	1	0	0	0	15.2	23	24	24	1	3	14-0	23	9	1
2022	ACL Rangers	1-1	4.63	11	9	0	0	0	35.0	37	20	18	4	2	17-0	50	9	0
	Down East	0-0	0.00	1	1	0	0	0	3.1	1	0	0	0	0	5-0	6	0	0
<b>MINOR TOTALS</b>		<b>1-2</b>	<b>7.00</b>	<b>23</b>	<b>11</b>	<b>0</b>	<b>0</b>	<b>0</b>	<b>54.0</b>	<b>61</b>	<b>44</b>	<b>42</b>	<b>5</b>	<b>5</b>	<b>36-0</b>	<b>79</b>	<b>18</b>	<b>1</b>

**CURTIS, KOLTON****RHP**

Ht./Wt.: 6-4/170

Born: May 5, 2004 in Naples, FL

Bats/Throws: S/R

Resides: Fort Myers, FL

Acquired: Signed as a non-drafted free agent on Aug. 1, 2022.

PLAYERS

**2022:** Did not see official game action after signing his 1st professional contract on 8/1...participated in the Rangers' Fall Instructional League program following the season...**NOTES:** Kolton William Curtis...attended Bishop Verot High School in Fort Myers, Fla. where he starred in both baseball and soccer...originally committed to play baseball at Barry University in Miami before turning pro.

2022 REVIEW

**DE JESUS, JOSE****OF**

Ht./Wt.: 6-1/170

Born: Jan. 8, 2005 in Bonao, DR

Bats/Throws: S/R

Resides: Bonao, DR

Acquired: Signed as a non-drafted free agent on Jan. 15, 2022.

Signed By: Willy Espinal

OPONENTS

**2022:** Made his professional debut with DSL Rangers Blue (Rk.), batting .281/.368/.382/.750 (56-199) with 3 home runs, 27 RBI, and 14 stolen bases over 54 G...ranked among club leaders in runs (1st, 45), hits (2nd), walks (2nd, 27), and RBI (T3rd)...hit .336 (.48-143) over final 40 G (beg. 7/1) to raise season BA from .190 to .281...**NOTES:** Rated among the top 2022 international prospects by MLB Pipeline (no. 27) and Baseball America (no. 35)...trained with Francis Roman in the Dominican Republic.

RECORDS

YEAR	CLUB	AVG	G	AB	R	H	TB	2B	3B	HR	RBI	SH	SF	BB-I	SO	SB	CS	HP	GIDP	OBP	SLG
2022	DSL TEX Blue	.281	54	199	45	56	76	5	3	3	27	0	1	27-2	47	14	9	1	3	.368	.382

DEVELOPMENT

**DEL ORBE, ALISSON****RHP**

Ht./Wt.: 6-4/185

Born: Sept. 6, 2001 in Pimentel, DR

Bats/Throws: S/R

Resides: Pimentel, DR

Acquired: Signed as a non-drafted free agent on July 2, 2018.

Signed By: Willy Espinal

RECORDS

**2022:** Appeared in just 5 G with the ACL Rangers (Rk.) before converting to pitcher...did not see official game action on the mound, but participated in the Rangers' Fall Instructional League program following the season...**2021:** Played 41 G for the ACL Rangers (Rk.) in his 1st stateside season, appearing in the field at 3B (18 GS), 2B (6 GS), and SS (2 GS)...batted .310/.348/.500/.848 in 14 G through end of July before finishing the season with a .167 BA over last 26 G...**2020:** Did not see official game action after minor league season was canceled due to pandemic...**2019:** Led Texas' Dominican Summer League prospects (min. 100 PA) in OPS (.949) and slugging pct. (.538) in pro debut with DSL Rangers...majority of appearances came at 3B (31 GS), but also saw action at SS (3 GS).

RECORDS

YEAR	CLUB	AVG	G	AB	R	H	TB	2B	3B	HR	RBI	SH	SF	BB-I	SO	SB	CS	HP	GIDP	OBP	SLG	
2019	DSL Rangers2	.296	41	132	26	39	71	12	4	4	23	1	3	24-0	36	2	1	4	0	.411	.538	
2020																						
	DID NOT PLAY																					
2021	ACL Rangers	.233	41	103	11	24	38	8	3	0	9	0	1	10-0	34	4	2	1	0	.304	.369	
2022	ACL Rangers	.188	5	16	1	3	3	0	0	0	0	0	0	0-0	10	0	0	0	0	.188	.188	
<b>MINOR TOTALS</b>		<b>.263</b>	<b>87</b>	<b>251</b>	<b>38</b>	<b>66</b>	<b>112</b>	<b>20</b>	<b>7</b>	<b>4</b>	<b>32</b>	<b>1</b>	<b>4</b>	<b>34-0</b>	<b>80</b>	<b>6</b>	<b>3</b>	<b>5</b>	<b>0</b>	<b>.357</b>	<b>.446</b>	

RECORDS

RECORDS

RECORDS

RECORDS

RECORDS

RECORDS

RECORDS

RECORDS

**DOROW, RYAN**

**INF**

Ht./Wt.: 5-11/200  
Bats/Throws: R/R

Born: Aug. 21, 1995 in South Haven, MI  
Resides: South Haven, MI

Acquired: Selected in the 30th round of the 2017 June draft...signed on June 21, 2017.  
Signed By: Chris Collias

**2022:** Spent the entire season with Round Rock (AAA), batting .237 (88-371) with 6 home runs and 44 RBI over a team-high 112 games...made majority of starts at shortstop (70), but also saw action at second base (34) and third base (6)...on injured list from 5/9-18...**2021:** Combined to bat .255/.333/.461/.794 (94-369) with a career-high 15 home runs and 47 RBI over 102 games between Round Rock (AAA) and Frisco (AA)...and made his brief Major League debut with the Rangers in late August...enjoyed a strong start to the season as Frisco's primary shortstop (.333/.394/.600/.994) before seeing a dip in his offensive numbers following a 6/16 promotion to Round Rock (.229/.314/.416/.730), where he spent the rest of the season...added to Rangers' active roster on 8/24 and appeared in 3 games (2 starts) as a replacement player during lone stint with Texas from 8/24-31, going 0-for-6 with a walk at the plate...made MLB debut with a start at third base on 8/26 at CLE, setting the single-season club record by becoming the 24th rookie used by the Rangers in 2021...**2020:** Did not see official game action after minor league season was canceled due to pandemic...**2019:** Named a Carolina League mid-season All-Star after batting .243 (105-432) with 12 HR and 61 RBI in 125 G with Frisco (AA) and Down East (A+)...promoted to Frisco on 6/26...earned organization's internal Player of the Month award for May after batting .312 (29-93) with 5 HR and 21 RBI in 27 G...named Carolina League Player of the Week for 5/20-26; .320 (8-25), 4 HR and 10 RBI in 6 G...**2018:** Named the organization's Minor League Defender of the Year at Hickory (A)...saw action at all four infield spots, logging majority of time at shortstop (team-high 67 G)...**2017:** Played in 41 G with Hickory and the AZL Rangers (Rk.) in his 1st professional season, combining to bat .297/.381/.391/.772 (38-128) with 10 extra-base hits (8 2B, 2 3B)...spent entire season with the AZL Rangers before earning a promotion to Hickory for the Crawdads' season finale...**NOTES:** Ryan Patrick Dorow...he and his wife, the former Macy Posing, were married on 10/5/19 and welcomed their first child, a son named Riley, in May 2021...played 4 years at Division III Adrian (Mich.) College, posting a career .395/.470/.627/1.097 (268-679) slash line with 25 home runs, 188 RBI, 179 runs scored, 57 doubles, 13 triples, and more walks (90) than strikeouts (63) over 179 games...ended his career as the program's all-time leader in hits, runs, RBI, total bases, and doubles...3-time league MVP as presented by the Michigan Intercollegiate Athletic Association...became the first player drafted from Adrian College since Sherwin Rogers was selected by Baltimore in 1974...graduated in 2013 from South Haven (Mich.) High School, where he lettered in baseball, basketball, and soccer...played on 8 district championship teams between those 3 sports...father, Jon, also played baseball at Adrian College.

YEAR	CLUB	AVG	G	AB	R	H	TB	2B	3B	HR	RBI	SH	SF	BB-I	SO	SB	CS	HP	GDP	OBP	SLG
2017	AZL Rangers	.296	40	125	17	37	48	7	2	0	17	2	1	15-0	27	7	2	3	3	.382	.384
	Hickory	.333	1	3	0	1	2	1	0	0	0	0	0	0-0	2	0	0	0	0	.333	.667
2018	Hickory	.271	122	431	54	117	183	28	1	12	61	1	5	39-4	119	5	2	10	4	.342	.425
2019	Down East	.265	70	249	45	66	99	9	0	8	43	1	3	42-1	69	11	2	5	3	.378	.398
	Frisco	.213	54	183	23	39	60	3	3	4	18	0	1	20-0	66	3	1	7	5	.313	.328
2020	DID NOT PITCH																				
2021	Frisco	.333	24	90	13	30	54	9	0	5	15	0	0	9-0	20	0	0	0	1	.394	.600
	Round Rock	.229	78	279	48	64	116	18	2	10	32	0	3	33-0	92	3	2	3	2	.315	.416
	Texas	.000	3	6	0	0	0	0	0	0	0	0	0	1-0	3	0	0	0	0	.143	.000
2022	Round Rock	.237	112	371	59	88	131	19	3	6	44	2	3	44-0	97	2	3	4	8	.322	.353
<b>MAJOR TOTALS</b>		<b>.000</b>	<b>3</b>	<b>6</b>	<b>0</b>	<b>0</b>	<b>0</b>	<b>0</b>	<b>0</b>	<b>0</b>	<b>0</b>	<b>0</b>	<b>0</b>	<b>1-0</b>	<b>3</b>	<b>0</b>	<b>0</b>	<b>0</b>	<b>0</b>	<b>.143</b>	<b>.000</b>
<b>MINOR TOTALS</b>		<b>.255</b>	<b>502</b>	<b>1731</b>	<b>259</b>	<b>442</b>	<b>693</b>	<b>94</b>	<b>11</b>	<b>45</b>	<b>230</b>	<b>6</b>	<b>16</b>	<b>202-5</b>	<b>492</b>	<b>31</b>	<b>12</b>	<b>32</b>	<b>26</b>	<b>.341</b>	<b>.400</b>

**DOTSON, DESTIN**

**LHP**

Ht./Wt.: 6-5/235  
Bats/Throws: L/L

Born: Nov. 17, 1999 in Zachary, LA  
Resides: Baton Rouge, LA

Acquired: Selected in the 12th round of the 2018 June draft...signed on June 15, 2018.  
Signed By: Randy Taylor

**2022:** Posted a 2-3 record, 5.03 ERA (27 ER/48.1 IP), and career-best 12.5 strikeouts per 9.0 innings figure over 36 G between Down East (A) and Hickory (A+)...opened campaign at Low-A and was promoted on 5/10 after making just 8 appearances with the Wood Ducks...had nearly as many walks (32) as strikeouts (42) against High-A competition...registered a 2.73 ERA (8 ER/26.1 IP) over first 21 G with Crawdads, but had 12.96 ERA (12 ER/8.1 IP) in last 7 G before season-ending IL stint beg. 9/4...**2021:** Combined to go 3-0 with a 5.40 ERA (22 ER/36.2 IP) over 20 relief appearances for Down East (A) and the ACL Rangers (Rk.)...following a promotion to Low-A on 7/18, he posted a 6.75 ERA (11 ER/14.2 IP) over his 1st 8 G at the level before a strong finish that saw him post a 1.88 ERA (3 ER/14.1 IP) and hold opponents to a .104 BA (5-48) over final 8 G of the reg. season...made 2 postseason appearances en route to the club's runner-up finish in the Low-A East, logging a 1.69 ERA (1 ER/5.1 IP)...participated in the Rangers' Fall Instructional League program following the season...**2020:** Did not see official game action after minor league season was canceled due to pandemic...struck out 9 and walked 8 over 8.0 IP in Fall Developmental League, allowing 7 runs on 7 hits...**2019:** Struck out 41 of 150 (27.3%) BF for the AZL Rangers...went 0-1, 2.37 (5 ER/19.0 IP) in 5 starts and 2-2, 2.20 (4 ER/16.1 IP) in 5 relief app...**2018:** Did not see official game action...**NOTES:** Graduated from Scotlandville (La.) High School...recorded 80 strikeouts in 40 innings as a senior...committed to Tulane Univ. prior to signing with Texas...participated in 2018 Dream Series, a joint venture by MLB and USA Baseball that hosts a diverse group of high school players in a showcase for pro scouts and college recruiters...is one of four brothers: Destin, Da'Shaun, Dominic, and DeOnTe...Da'Shaun (Southern U.) and DeOnTe (Southern U./Baton Rouge CC) played college baseball.

YEAR	CLUB	W-L	ERA	G	GS	CG	SHO	SV	IP	H	R	ER	HR	HB	BB-I	SO	WP	BK	
2019	AZL Rangers	2-3	2.29	10	5	0	0	1	35.1	33	12	9	0	4	13-0	41	2	0	
2020	DID NOT PITCH																		
2021	ACL Rangers	0-0	9.39	4	0	0	0	0	7.2	9	8	8	1	1	5-0	10	1	0	
	Down East	3-0	4.34	16	0	0	0	0	29.0	23	20	14	2	0	14-1	38	4	0	
2022	Down East	1-1	4.61	8	0	0	0	1	13.2	10	7	7	3	0	6-0	25	1	0	
	Hickory	1-2	5.19	28	0	0	0	2	34.2	29	20	20	4	3	32-0	42	2	0	
<b>MINOR TOTALS</b>		<b>7-6</b>	<b>4.34</b>	<b>66</b>	<b>5</b>	<b>0</b>	<b>0</b>	<b>4</b>	<b>120.1</b>	<b>104</b>	<b>67</b>	<b>58</b>	<b>10</b>	<b>8</b>	<b>70-1</b>	<b>156</b>	<b>10</b>	<b>0</b>	

**DRAKE, KOHL**

**LHP**

Ht./Wt.: 6-5/220  
Bats/Throws: L/L

Born: July 17, 2000 in Orem, UT  
Resides: Stockton, CA

Acquired: Selected in the 11th round of the 2022 MLB Draft...signed on July 26, 2022.  
Signed By: Tyler Carroll

**2022:** Did not see official game action after signing 1st professional contract with Texas on 7/26...participated in the Rangers' Fall Instructional League program following the season...**NOTES:** Kohl Everett-Scott Drake...as a redshirt sophomore in 2022, went 14-0 with a 1.93 ERA (20 ER/93.1 IP) over 17 starts at Walters State Community College in Tennessee, the same program that produced Texas left-hander Brett Martin...was named 2022 NJCAA Division I Pitcher of the Year after recording a school-record 160 strikeouts (15.43 SO/9), posting 5 complete games, and issuing just 17 walks...also pitched for Mahoning Valley of the MLB Draft League in 2022...also pitched collegiately at Arkansas Tech (2019) and San Joaquin Delta College in Stockton, Calif. (2020)...is a native of Sachse, Tex. in the DFW Metroplex and attended Wylie High School.

FRONT OFFICE

COACHES

PLAYERS

2022 REVIEW

OPPONENTS

RECORDS

DEVELOPMENT

MEDIA

**EASLEY, JAYCE****OF**

Ht./Wt.: 5-10/170  
 Bats/Throws: S/R

Born: Aug. 2, 1999 in Glendale, AZ  
 Resides: Glendale, AZ

Acquired: Selected in the 5th round of the 2018 June draft...signed on June 12, 2018.  
 Signed By: Levi Lacey

FRONT OFFICE

**2022:** Underwent sports hernia surgery on 2/14...was activated and assigned to Hickory (A+) on 5/12...batted .230 (40-174) with 4 home runs, 23 RBI, and 21 steals over 56 G for the Crawdads...recorded nearly as many walks (38) as strikeouts (42) and posted a .372 OBP, but totaled just 11 extra-base hits (4 HR, 3B, 6 2B)...endured pair of IL stints from 7/6-25 (adductor strain) and 8/28-9/8 (COVID), the 1st of which included a brief rehab assignment with the ACL Rangers (Rk.) from 7/21-25...batted .375/.556/.583/1.139 (9-24) with one HR, 4 RBI, and 4 SB in 13 G for 2022 Arizona Fall League Champion Surprise Saguaros...**2021:** Named a Texas Organization All-Star by MLB Pipeline after leading all minor league players with 70 stolen bases for a Down East (A) team that led MLB with 290 stolen bases...finished 12 SB shy of the record for a Texas minor league (82-Greg Jemison, Asheville, 1977)...ranked among Low-A East leaders in BB (2nd, organization-high 78), OBP (3rd, .403), and R (4th, 74)...hit .196 (27-138) over 1st 46 G and .275 (53-193) over final 57 G...hit 1st professional home run on 8/6 at Delmarva...was named Best Baserunner and Fastest Baserunner in the Low-A East in Baseball America's end-of-season survey of league managers...**2020:** Did not see official game action after minor league season was canceled due to pandemic...produced a .268/.434/.463/.897 slash line over 53 PA in Fall Developmental League, walking 11 times against 17 strikeouts...led Texas batters with 3 triples and finished 2nd in SB (5)...**2019:** Limited to 4 G with Short-A Spokane after undergoing surgery to repair a labrum tear in his left shoulder on 7/12...**2018:** Ranked among Arizona League leaders in stolen bases (2nd, 22), runs (T6th, 34), and walks (T7th, 27)...**NOTES:** Batted .400/.562/.611/1.173 (36-90) with a home run, 8 doubles, 4 triples, 21 RBI, 45 runs, and 27 BB/14 SO in 32 games as a senior at Sandra Day O'Connor HS in Phoenix...is the son of former big league infielder Damion Easley, who once had 6 hits in a 9-inning game at Globe Life Park while with the Detroit Tigers (8/8/01)...Damion is a Major League coach, holding roles with the San Diego Padres as infield-assist, hitting coach (2019) and hitting coach (2020-21) and Arizona Diamondbacks as asst. hitting coach (2022-current)...older brother, Nate, was selected by San Diego in the 23rd round of the 2016 June draft...was high school teammates with Cardinals prospect 3B Nolan Gorman, as their school won the Arizona 6A State Championship at Tempe Diablo Stadium by beating Mountain Ridge High School and former Rays prospect/current Cardinals prospect LHP Matthew Liberatore...had committed to play at Oregon State University.

COACHES

PLAYERS

YEAR	CLUB	AVG	G	AB	R	H	TB	2B	3B	HR	RBI	SH	SF	BB-I	SO	SB	CS	HP	GDP	OBP	SLG
2018	AZL Rangers	.287	42	157	34	45	51	6	0	0	16	1	1	27-0	41	22	4	0	2	.389	.325
2019	Spokane	.000	4	10	2	0	0	0	0	0	0	0	0	7-0	6	0	1	0	0	.412	.000
DID NOT PLAY																					
2021	Down East	.244	98	311	74	76	96	11	3	1	28	4	2	78-0	83	70	10	6	1	.403	.309
2022	Hickory	.230	56	174	38	40	60	6	1	4	23	2	3	38-0	42	21	4	3	1	.372	.345
	ACL Rangers	.250	3	8	2	2	3	1	0	0	1	0	0	1-0	2	1	0	3	0	.500	.375
<b>MINOR TOTALS</b>		<b>.247</b>	<b>203</b>	<b>660</b>	<b>150</b>	<b>163</b>	<b>210</b>	<b>24</b>	<b>4</b>	<b>5</b>	<b>68</b>	<b>7</b>	<b>6</b>	<b>151-0</b>	<b>174</b>	<b>114</b>	<b>19</b>	<b>12</b>	<b>4</b>	<b>.393</b>	<b>.318</b>

2022 REVIEW

**ELLIOTT, EVAN****RHP**

Ht./Wt.: 6-4/250  
 Bats/Throws: R/R

Born: Jan. 10, 2001 in Toronto, Ontario  
 Resides: Toronto, Ontario

Acquired: Selected in the 15th round of the 2021 MLB Draft...signed on July 30, 2021.  
 Signed By: Gary McGraw

OPPONENTS

**2022:** Pitched on strict innings count for the ACL Rangers (Rk.) due to a shoulder injury...**2021:** Went 2-0 while posting 3.0 scoreless innings and striking out 7 of 12 batters faced over 3 games for the ACL Rangers (Rk.) in his professional debut season...opponents went 0-for-9...participated in the Rangers' Fall Instructional League and Texas Tour games against local universities in October...**NOTES:** Evan Christopher Krajcik Elliott...was enrolled at Lethbridge College in Alberta, Canada and training at the nearby Prairie Baseball Academy when he was selected by the Rangers...had committed to transfer and play baseball at the University of Iowa prior to signing his professional contract...was a member of the baseball team at Virginia Commonwealth University in 2020, but did not appear in any games before the season was cut short due to the pandemic...pitched for the Kokomo Jackrabbits of the summer collegiate Northwoods League in summer 2021, going 0-1 with a 4.20 ERA (7 ER/15.0 IP) in 5 games/3 starts...the Toronto native was member of the 18U Canadian Junior National Team and represented Ontario in the 2017 Canada Summer Games...attended Michael Power/St. Joseph High School in the Toronto area...played baseball, basketball, volleyball, and lacrosse in high school.

RECORDS

YEAR	CLUB	W-L	ERA	G	GS	CG	SHO	SV	IP	H	R	ER	HR	HB	BB-I	SO	WP	BK
2021	ACL Rangers	2-0	0.00	3	0	0	0	0	3.0	0	0	0	0	0	3-0	7	0	1
2022	ACL Rangers	0-1	4.82	9	0	0	0	0	9.1	8	5	5	1	2	5-0	13	0	1
<b>MINOR TOTALS</b>		<b>2-1</b>	<b>3.65</b>	<b>12</b>	<b>0</b>	<b>0</b>	<b>0</b>	<b>0</b>	<b>12.1</b>	<b>8</b>	<b>5</b>	<b>5</b>	<b>1</b>	<b>2</b>	<b>8-0</b>	<b>20</b>	<b>0</b>	<b>1</b>

DEVELOPMENT

**ESPINAL, JEFERSON****OF**

Ht./Wt.: 6-0/160  
 Bats/Throws: L/L

Born: June 7, 2002 in Santo Domingo, DR  
 Resides: Santo Domingo, DR

Acquired: In a trade with Arizona on April 7, 2022.  
 Signed By: César Gerónimo & Omar Rogers (ARI)

**2022:** Batted .255 (24-94) with 6 doubles, 2 triples, and 10 RBI over 25 G with the ACL Rangers (Rk.) in his 1st season in the Texas organization...acquired from Arizona in exchange for INF Yonny Hernandez on 4/7...**2021:** Combined to slash .259/.340/.357/.697 (58-224) with 2 home runs and 23 RBI across 62 G between the ACL Diamondbacks (Rk.) and Visalia (A)...on Injured List from 8/30-end of season...**2020:** Did not see official game action after minor league season was canceled due to pandemic...**2019:** Was selected as a Dominican Summer League mid-season All-Star in his professional debut...batted .358 (67-187) with 2 home runs, 14 RBI, and 22 steals over 47 G for DSL Diamondbacks 1 (Rk.), earning promotion to ACL Diamondbacks (Rk.) on 8/10...**NOTES:** Jeferson Amaruys Espinal...originally signed by Arizona as a non-drafted free agent on July 2, 2018.

MEDIA

YEAR	CLUB	AVG	G	AB	R	H	TB	2B	3B	HR	RBI	SH	SF	BB-I	SO	SB	CS	HP	GDP	OBP	SLG
2019	DSL Diamondbacks1	.358	47	187	36	67	86	9	2	2	14	0	0	15-0	45	22	9	2	1	.412	.460
	ACL Diamondbacks	.286	9	35	6	10	11	1	0	0	7	0	0	8-0	11	4	1	0	0	.419	.314
DID NOT PLAY																					
2021	Visalia	.216	42	153	22	33	44	8	0	1	13	0	1	16-0	63	7	2	0	2	.288	.288
	ACL Diamondbacks	.352	20	71	17	25	36	6	1	1	10	0	0	10-0	21	9	1	2	2	.446	.507
2022	ACL Rangers	.255	25	94	13	24	34	6	2	0	10	0	0	10-0	50	5	4	2	0	.340	.362
<b>MINOR TOTALS</b>		<b>.294</b>	<b>143</b>	<b>540</b>	<b>94</b>	<b>159</b>	<b>211</b>	<b>30</b>	<b>5</b>	<b>4</b>	<b>54</b>	<b>0</b>	<b>1</b>	<b>59-0</b>	<b>190</b>	<b>47</b>	<b>17</b>	<b>6</b>	<b>5</b>	<b>.370</b>	<b>.391</b>



**FELIX, JOSE****C**

Ht./Wt.: 5-11/190

Born: July 23, 2022 in Bonao, DR

Bats/Throws: R/R

Resides: New York, N.Y.

Acquired: Signed as a non-drafted free agent on June 26, 2020.

Signed By: Takeshi Sakurayama

**2022:** Appeared in 15 G with the ACL Rangers (Rk.), making starts at first base (10) and catcher (2)...**2021:** Saw action in 6 G between Round Rock (AAA) and the ACL Rangers (Rk.) in his professional debut...**2020:** Did not see official game action after minor league season was canceled due to pandemic...

**NOTES:** Jose Armando Felix...attended Gregorio Luperón High School for Math and Science in New York, N.Y.

YEAR	CLUB	AVG	G	AB	R	H	TB	2B	3B	HR	RBI	SH	SF	BB-I	SO	SB	CS	HP	GIDP	OBP	SLG
2021	ACL Rangers	.000	1	1	0	0	0	0	0	0	0	0	0	0-0	1	0	0	0	0	.000	.000
	Round Rock	.300	5	10	3	3	3	0	0	0	1	0	0	0-0	4	0	0	0	0	.300	.300
2022	ACL Rangers	.244	15	45	5	11	16	2	0	1	7	0	0	7-0	22	1	1	0	0	.346	.356
<b>MINOR TOTALS</b>		<b>.250</b>	<b>21</b>	<b>56</b>	<b>8</b>	<b>14</b>	<b>19</b>	<b>2</b>	<b>0</b>	<b>1</b>	<b>8</b>	<b>0</b>	<b>0</b>	<b>7-0</b>	<b>27</b>	<b>1</b>	<b>1</b>	<b>0</b>	<b>0</b>	<b>.333</b>	<b>.339</b>

**FIGUERO, GLEIDER****INF**

Ht./Wt.: 6-0/165

Born: June 27, 2004 in Las Matas de Farfan, DR

Bats/Throws: L/R

Resides: Las Matas de Farfan, DR

Acquired: Signed as a non-drafted free agent on Jan. 15, 2021.

**2022:** Slashed .269/.349/.550/.899 (40-149) with career-high 9 HR and 32 RBI over 41 games across 2 levels of the TEX farm system in his 1st stateside action...opened with the ACL Rangers (Rk.) and batted .280 (35-125) with team-high 9 HR (T2nd in ACL) and 31 RBI over 35 G before going 5-for-24 (.208) over season-closing 6-G stint at Down East (A)...turned 18 years old on 6/27, and was nearly 3 years younger than the average ACL Player (baseball-reference)...was rated as the 6th-best prospect in the Arizona Complex League and selected as a Rookie-level postseason All-Star by Baseball America...**2021:** Spent his first professional season with the DSL Rangers1 (Rk.), slashing .231/.354/.359/.713 with 2 home runs, 28 RBI, and nearly as many walks (28) as strikeouts (31)...was the youngest player on the Rangers' Fall Instructional League roster and was a member of the team's travel roster for the Texas Tour games against local universities in October...**NOTES:** His father, Victor, pitched 3 seasons in the Texas farm system from 2002-04, topping out with Short-A Spokane.

YEAR	CLUB	AVG	G	AB	R	H	TB	2B	3B	HR	RBI	SH	SF	BB-I	SO	SB	CS	HP	GIDP	OBP	SLG
2021	DSL Rangers1	.231	48	156	23	36	56	6	4	2	28	1	2	28-0	31	3	2	3	1	.355	.359
2022	ACL Rangers	.280	35	125	29	35	77	5	5	9	31	0	3	15-0	33	7	1	3	4	.363	.616
	Down East	.208	6	24	0	5	5	0	0	0	1	0	0	2-0	8	0	0	0	0	.269	.208
<b>MINOR TOTALS</b>		<b>.249</b>	<b>89</b>	<b>305</b>	<b>52</b>	<b>76</b>	<b>138</b>	<b>11</b>	<b>9</b>	<b>11</b>	<b>60</b>	<b>1</b>	<b>5</b>	<b>45-0</b>	<b>72</b>	<b>10</b>	<b>3</b>	<b>6</b>	<b>5</b>	<b>.352</b>	<b>.483</b>

FRONT OFFICE

COACHES

PLAYERS

2022 REVIEW

OPPONENTS

RECORDS

DEVELOPMENT

MEDIA

FLORES JR., BERNARDO

LHP

Ht./Wt.: 6-4/190  
Bats/Throws: L/L

Born: Aug. 23, 1995 in Baldwin Park, CA  
Resides: La Puente, CA

Acquired: Signed as a minor league free agent on Feb. 2, 2023.  
Signed: Kenny Williams Jr. (CWS)

FRONT OFFICE

**CAREER:** Signed with Texas as a minor league free agent on 2/2/23...saw brief MLB action in 2020-21, combing to make 3 relief appearances with Chicago-AL (2020) and St. Louis (2021)...split the 2022 campaign between Triple-A Louisville of the Cincinnati organization and Diablos Rojos del Mexico of the Mexican League...owns a career 2021 record, 3.53 ERA, and 397 record over 100 G/93 GS spanning 6 seasons in the minors with the White Sox (2016-2020), Rockies (2021), Cardinals (2021), and Reds (2022) farm systems...**2022:** Released by Colorado on 4/1 and signed with Cincinnati as a minor league free agent the same day...went 0-1, 7.13 ERA (15 R-14 ER) over 5 starts at Louisville (AAA) before he was released on 5/21...signed with Diablos Rojos del Mexico of the independent Mexican League on 6/5...went 1-0 with a 4.15 ERA (12 ER/26.0 IP) and 9.3 strikeouts per 9.0 figure across 7 6/6 GS in the Mexican League...**2021:** Was designated for assignment by Chicago-AL on 4/1 and claimed off waivers by St. Louis the same day...made one MLB appearance with Cardinals on 5/5 vs. NYM-G2 (0.0 IP, 1 H, 1 R-ER, 2 BB)...DFA'd by STL on 6/22 and claimed off waivers by Colorado on 6/24...in the minors, compiled a 2-4 record and 5.29 ERA (29 ER/49.1 IP) over 13 G/9 GS with Triple-A Memphis (STL) and Albuquerque (COL), and the Rookie-Level ACL Rockies (Rk.)...**2020:** Made 2 appearances with Chicago-AL in his first Major League action...was recalled from the White Sox alternate training site as the 29th man for a doubleheader on 8/15 vs. STL, but did not pitch in either game and was returned following Game 2...recalled a second time on 9/3 and made his MLB debut that night in relief at KC (1.0 IP, 2 H, 2 R-ER, 1 SO)...recorded 1st career strikeout (Meibrys Vilorina)...was optioned on 9/15 and did not return to the roster...entered season as the no. 20 prospect in the CWS farm system (MLB Pipeline) and was lauded for possessing the organization's 'Best Changeup' (Baseball America)...**2019:** Went 3-8 with a 3.57 ERA (37 ER/93.1 IP) in 20 starts with Birmingham (AA), AZL White Sox (Rk.), and Kannapolis (A)...on injured list 5/29-8/7 (strained oblique)...made 6 starts for the Glendale Desert Dogs of the Arizona Fall League (1-3, 7.97 ERA)...**2018:** Split the campaign between Birmingham (AA) and Winston-Salem (A+), going 8-9 with a 2.65 ERA (46 ER/156.0 IP) over 25 starts...established career highs in starts, innings, and strikeouts (105)...named to the Carolina League midseason All-Star team...selected as a MiLB and Rawlings Gold Glove award winner after recording a perfect 1.000 fielding pct. (43 total chances)...**2017:** Went career-best 10-7 with a 3.42 ERA (45 ER/118.1 IP) in 23 starts for Kannapolis (A) and Winston-Salem (A+), his 1st career full-season action...**2016:** Posted a 6-2 record, 3.46 ERA (25 ER/65.0 IP), and 52 SO over 14 G/11 GS with the AZL White Sox (Rk.) and Great Falls (Rk.) in his professional debut...**NOTES:** Combined to post a 4-1 record, one save, a 5.32 ERA, and 85 strikeouts over 37 games/8 starts spanning 3 seasons at the Univ. of Southern California (2014-16)...originally selected by Chicago-AL in the 7th round of the 2016 MLB Draft...is a 2013 graduate of Baldwin Park (Calif.) High School, lettering in baseball all four years...was an All-CIF Division 4 selection, a Rawlings California Region honorable mention and Mid Valley News Top Area baseball player in 2013...named to the 2012 and 2013 First Team All-Valley Vista League...was named a 2013 Under Armour Preseason All-American...threw a no-hitter in 2012, the school's first in 23 years...earned All-Academic honors in 2012-13...has one sister, Crystal...counts Nolan Ryan as his favorite professional athlete.

COACHES

PLAYERS

YEAR	CLUB	W-L	ERA	G	GS	CG	SHO	SV	IP	H	R	ER	HR	HB	BB-I	SO	WP	BK
2016	AZL White Sox	0-1	1.50	3	0	0	0	0	6.0	4	1	1	0	0	0-0	7	1	0
	Great Falls	6-1	3.66	11	11	0	0	0	59.0	63	28	24	4	2	12-0	45	0	0
2017	Kannapolis	8-4	3.00	14	14	0	0	0	78.0	73	29	26	5	7	13-0	70	4	0
	Winston-Salem	2-3	4.24	9	9	0	0	0	40.1	43	20	19	5	0	19-0	33	3	2
2018	Winston-Salem	5-4	2.55	12	12	0	0	0	77.2	75	31	22	5	2	17-0	58	4	1
	Birmingham	3-5	2.76	13	13	1	0	0	78.1	79	27	24	5	3	14-0	47	6	2
2019	Birmingham	3-8	3.33	15	15	0	0	0	78.1	74	37	29	10	0	15-0	69	2	1
	AZL White Sox	0-0	3.75	4	4	0	0	0	12.0	17	5	5	2	0	1-0	13	0	0
	Kannapolis	0-0	9.00	1	1	0	0	0	3.0	6	3	3	0	0	1-0	0	1	0
<b>2020</b>	<b>Chicago-AL</b>	<b>0-0</b>	<b>9.00</b>	<b>2</b>	<b>0</b>	<b>0</b>	<b>0</b>	<b>0</b>	<b>2.0</b>	<b>4</b>	<b>2</b>	<b>2</b>	<b>0</b>	<b>0</b>	<b>0-0</b>	<b>2</b>	<b>0</b>	<b>0</b>
<b>2021</b>	<b>St. Louis</b>	<b>0-0</b>	<b>inf</b>	<b>1</b>	<b>0</b>	<b>0</b>	<b>0</b>	<b>0</b>	<b>0.0</b>	<b>1</b>	<b>1</b>	<b>1</b>	<b>0</b>	<b>0</b>	<b>2-0</b>	<b>0</b>	<b>0</b>	<b>0</b>
	Memphis	2-2	5.74	8	5	0	0	0	31.1	40	24	20	6	0	18-1	26	0	3
	ACL Rockies	0-0	2.57	2	2	0	0	0	7.0	5	2	2	0	0	0-0	7	0	0
	Albuquerque	0-2	5.73	3	2	0	0	0	11.0	13	9	7	2	1	7-0	9	1	0
2022	Louisville	0-1	7.13	5	5	0	0	0	17.2	24	15	14	3	0	12-0	13	1	0
<b>MAJOR TOTALS</b>		<b>0-0</b>	<b>13.50</b>	<b>3</b>	<b>0</b>	<b>0</b>	<b>0</b>	<b>0</b>	<b>2.0</b>	<b>5</b>	<b>3</b>	<b>3</b>	<b>0</b>	<b>0</b>	<b>2-0</b>	<b>2</b>	<b>0</b>	<b>0</b>
<b>MINOR TOTALS</b>		<b>29-31</b>	<b>3.53</b>	<b>100</b>	<b>93</b>	<b>1</b>	<b>0</b>	<b>0</b>	<b>499.2</b>	<b>516</b>	<b>231</b>	<b>196</b>	<b>47</b>	<b>15</b>	<b>129-1</b>	<b>397</b>	<b>23</b>	<b>9</b>

2022 REVIEW

OPPONENTS

GALAN, YOSY

OF

Ht./Wt.: 6-4/195  
Bats/Throws: R/R

Born: April 25, 2001 in Santo Domingo, DR  
Resides: Santo Domingo, DR

Acquired: Signed as a non-drafted free agent on Oct. 1, 2020.

**2022:** Made his full season debut over 98 G with Down East (A) and batted .206 (71-345) while leading the club in home runs (20) and RBI (59)...20 HR also led the Carolina League and ranked 3rd among TEX farmhands (24-Crim, 21-Huff)...hit .252/.352/.460/811 (28-111) over first 32 G, but had a .184 BA (43-234) in 66 G after beg. of June...struck out in 139 of 394 (35.3%) PA, 2nd-highest SO rate among CL qualifiers...made starts at all 3 outfield positions, primarily left field (56 GS)...**2021:** Batted .254/.340/.531/.871 (45-177) with 10 HR and 41 RBI with the ACL Rangers (Rk.) in his professional debut...ranked among league leaders 3B (1st, 7), HR (2nd), RBI (2nd), SB (T2nd, 16), and OPS (9th)...named ACL's August Player of the Month (303/.372/.684/1.056, 7 HR, 22 RBI) after leading league in HR, RBI, SLG, 3B (3), and TB (52) for the month...named ACL Player of the Week for 8/9-15 while compiling a 9-G hit streak from 8/9-21 (.424, 14-33, 5 HR, 14 RBI), incl. 1st career multi-HR game on 8/20 vs. ACL Royals Gold (2 HR)...saw action at all 3 OF spots, but mainly in RF (34 GS)...participated in the Rangers' Fall Instructional League and Texas Tour games against local universities in October...**NOTES:** Yosy Gabriel Galan.

RECORDS

DEVELOPMENT

YEAR	CLUB	AVG	G	AB	R	H	TB	2B	3B	HR	RBI	SH	SF	BB-I	SO	SB	CS	HP	GIDP	OBP	SLG
2021	ACL Rangers	.254	51	177	34	45	94	5	7	10	41	0	2	18-0	80	16	1	6	0	.340	.531
2022	Down East	.206	98	345	56	71	148	15	1	20	59	0	2	39-0	139	17	6	8	2	.300	.429
<b>MINOR TOTALS</b>		<b>.222</b>	<b>149</b>	<b>522</b>	<b>90</b>	<b>116</b>	<b>242</b>	<b>20</b>	<b>8</b>	<b>30</b>	<b>100</b>	<b>0</b>	<b>4</b>	<b>57-0</b>	<b>219</b>	<b>33</b>	<b>7</b>	<b>14</b>	<b>2</b>	<b>.313</b>	<b>.464</b>

MEDIA

**GARCIA, RYAN****RHP**Ht./Wt.: 6-0/195  
Bats/Throws: R/RBorn: Jan. 24, 1998 in Arcadia, CA  
Resides: Surprise, AZAcquired: Selected in the 2nd round of the 2019 June draft...signed on June 18, 2019.  
Signed By: Todd Guggiana

**2022:** Saw his 1st game action since 2019 after missing the 2021 ('Tommy John' surgery) and 2020 (pandemic) campaigns...opened season on IL as he continued his recovery, but was activated in late May and proceeded to go 2-2 with a 1.91 ERA (12 ER/56.2 IP) and 11.8 strikeouts per 9.0 innings figure over 14 G/13 GS between Down East (A) and Hickory (A+)...went 1-2, 2.31 ERA (12 ER/46.2 IP) in 12 G/GS at Down East, garnering Carolina League Pitcher of the Week honors for 8/22-28 after earning his 1st professional win on 8/28 at Fredericksburg (5.0 IP, 0 H, 0 R, 0 BB, 4 SO)...promoted to Hickory on 8/31 and posted 10.0 scoreless innings and 15 SO/4 BB over 2 G/1 GS for the Crawdads...**2021:** Did not pitch due to a right lat strain...**2020:** Did not see official game action after minor league season was canceled due to pandemic...underwent 'Tommy John' surgery on 3/16/20...**2019:** Totaled a 3.60 ERA (2 ER/5.0 IP) in 3 GS for Spokane (S-A) and AZL Rangers (Rk.) in his pro debut...on injured list, 7/26-end of season, with right elbow strain...**NOTES:** Ryan Miguel Garcia...pitched 3 seasons at UCLA, earning Pac-12 Pitcher of the Year honors in 2019...finished career with a 20-2 record and a 2.11 ERA with 206 strikeouts in 183.0 IP over 54 G/25 GS...was a consensus First Team All-America selection as a senior (D1 Baseball, Baseball America, NCBWA, Perfect Game, Collegiate Baseball, ABCA)...honored by the College Baseball Foundation as a finalist for the national Pitcher of the Year Award...was a semifinalist for the Golden Spikes Award and Dick Howser Trophy...struck out career-high 14 in 9.0-inn. complete game vs. Utah on 4/26/19, most SO by a Bruin since Trevor Bauer in 2011...led the Warehouse Gatemen to a Cape Cod League championship in 2018, going 2-0 with a 1.28 ERA over 10 appearances...attended La Salle (Calif.) High School, posting a 1.16 ERA as a senior...admires Max Scherzer and UFC fighter Conor McGregor.

YEAR	CLUB	W-L	ERA	G	GS	CG	SHO	SV	IP	H	R	ER	HR	HB	BB-I	SO	WP	BK
2019	AZL Rangers	0-0	9.00	1	1	0	0	0	1.0	1	1	1	0	0	1-0	2	0	0
	Spokane	0-0	2.25	2	2	0	0	0	4.0	2	1	1	0	0	1-0	6	1	0
2020									INJURED - DID NOT PITCH									
2021									INJURED - DID NOT PITCH									
2022	Down East	1-2	2.31	12	12	0	0	0	46.2	29	14	12	3	4	17-0	59	5	0
	Hickory	1-0	0.00	2	1	0	0	0	10.0	4	0	0	0	0	4-0	15	1	0
<b>MINOR TOTALS</b>		<b>2-2</b>	<b>2.04</b>	<b>17</b>	<b>16</b>	<b>0</b>	<b>0</b>	<b>0</b>	<b>61.2</b>	<b>36</b>	<b>16</b>	<b>14</b>	<b>3</b>	<b>4</b>	<b>23-0</b>	<b>82</b>	<b>7</b>	<b>0</b>

**GESSNER, JOSH****RHP**Ht./Wt.: 6-1/200  
Bats/Throws: R/RBorn: June 25, 2000 in Midland, TX  
Resides: Sydney, AustraliaAcquired: In a six-player trade with Philadelphia on July 30, 2021.  
Signed By: Howard Norsetter (PHI)

**2022:** Combined to go 2-4 with one save and a 5.70 ERA (30 ER/47.1 IP) over 14 games/6 starts between Down East (A) and the ACL Rangers (Rk.) in his 1st full season in the Texas organization...was promoted to Low-A on 6/16 and went 2-1, 4.36 ERA (16 ER/33.0 IP) in his first 10 G/2 GS for the Wood Ducks before finishing 0-3, 13.03 ERA (14 ER/9.2 IP) over his last 3 GS...participated in the Rangers' Fall Instructional League program following the season...pitched in 2 G/one GS for Auckland of the Australian Baseball League, going 0-2 with a 13.50 ERA (6 ER/4.0 IP)...**2021:** Pitched at the Rookie level in the Philadelphia and Texas organizations, combining to go 2-2 with a 4.14 ERA (17 ER/37.0 IP) and no HR allowed over 11 games/8 starts for the FCL Phillies and ACL Rangers...acquired by Texas from Philadelphia, along with RHPs Spencer Howard and Kevin Gowdy, in exchange for RHPs Kyle Gibson, Ian Kennedy, Hans Crouse, and cash considerations on 7/30/21...among all Rookie-level pitchers with 35+ IP, Gessner had the highest strikeout rate (15.57 SO/9) and percentage (60.0%)...posted the best start of his career in his final outing on 9/17 vs. ACL White Sox (W, 7.0 IP, 1 H, 0 R, 1 BB, 11 SO)...after the season, he underwent lower back surgery on 11/12/21...**2020:** Did not see official game action after minor league season was canceled due to pandemic...**2019:** Began professional career with the Gulf Coast League Phillies West (Rk.), going 1-0 with a 2.84 ERA (4 ER/12.2 IP) in 6 games/3 starts...participated in the Florida Instructional League after the season...**NOTES:** Joshua Hugh Gessner...was originally signed by Philadelphia as a non-drafted free agent on 6/11/19...grew up in Sydney, Australia and also lived for a few years in his mother Tae's native Japan, which is where his love for baseball blossomed...when the family moved back to Australia from Japan, Gessner joined the youth program of the professional Sydney Blue Sox of the Australian Baseball League...enjoys surfing and frequently rode the waves on Sydney's Manly Beach...prior to signing his pro contract, he had committed to pitch at Tulane University without having ever visited campus, and was also recruited by Harvard University.

YEAR	CLUB	W-L	ERA	G	GS	CG	SHO	SV	IP	H	R	ER	HR	HB	BB-I	SO	WP	BK
2019	GCL Phillies West	1-0	2.84	6	3	0	0	0	12.2	7	4	4	0	2	7-0	17	5	0
2020									DID NOT PITCH									
2021	GCL Phillies	0-0	4.66	4	3	0	0	0	9.2	8	7	5	0	0	5-0	18	9	0
	ACL Rangers	2-2	3.95	7	5	0	0	0	27.1	16	13	12	0	4	17-0	46	6	1
2022	ACL Rangers	0-0	0.00	1	1	0	0	0	4.2	4	1	0	0	10	1-0	9	0	0
	Down East	2-4	6.33	13	5	0	0	1	42.2	43	35	30	5	0	26-0	47	5	1
<b>MINOR TOTALS</b>		<b>5-6</b>	<b>4.73</b>	<b>31</b>	<b>17</b>	<b>0</b>	<b>0</b>	<b>1</b>	<b>97.0</b>	<b>78</b>	<b>60</b>	<b>51</b>	<b>5</b>	<b>16</b>	<b>56-0</b>	<b>137</b>	<b>25</b>	<b>2</b>

**GOMEZ, ORCELI****RHP**Ht./Wt.: 6-6/225  
Bats/Throws: R/RBorn: Nov. 23, 2000 in Maturin, VZ  
Resides: Maturin, VZAcquired: Signed as a non-drafted free agent on July 2, 2017.  
Signed By: Rafic Saab/Jhonny Gomez

**2022:** Did not see official game action as he continued to recover from surgery...**2021:** Logged a 3.86 ERA (4 ER/9.1 IP) over 3 GS for Down East (A) in his 1st official game action in the United States, but missed majority of season due to injury...was on the Injured List from 8/10-end of season with a right elbow sprain...underwent 'Tommy John' surgery in Sept. 2021...**2020:** Did not see official game action after minor league season was canceled due to pandemic...**2018-19:** Went 8-4, 3.18 (31 ER/87.2 IP) in 20 G/GS over 2 seasons in the DSL...in 2019, tied for the league lead in wins (5) and ranked 2nd in ERA (2.50)...participated in the 2019 Fall Instructional League and pitched in the Don Welke On Deck Classic game featuring Rangers and Padres prospects at Petco Park in Oct. 2019.

YEAR	CLUB	W-L	ERA	G	GS	CG	SHO	SV	IP	H	R	ER	HR	HB	BB-I	SO	WP	BK
2018	DSL Rangers2	3-1	4.10	9	9	0	0	0	37.1	38	23	17	3	7	12-0	19	0	1
2019	DSL Rangers1	5-3	2.50	11	11	0	0	0	50.1	50	19	14	0	5	11-0	36	6	0
2020									DID NOT PITCH									
2021	Down East	0-2	3.86	3	3	0	0	0	9.1	10	4	4	1	2	1-0	8	0	0
2022									INJURED - DID NOT PITCH									
<b>MINOR TOTALS</b>		<b>8-6</b>	<b>3.25</b>	<b>23</b>	<b>23</b>	<b>0</b>	<b>0</b>	<b>0</b>	<b>97.0</b>	<b>98</b>	<b>46</b>	<b>35</b>	<b>4</b>	<b>14</b>	<b>24-0</b>	<b>63</b>	<b>6</b>	<b>1</b>

**GONZALEZ, ROBERT****OF**

Ht./Wt.: 6-0/205

Born: June 19, 2001 in Altagracia de Orituco, VZ

Bats/Throws: R/R

Resides: Altagracia de Orituco, VZ

Acquired: Signed as a non-drafted free agent on July 2, 2017.

Signed By: Rafic Saab and Jhony Gomez

FRONT OFFICE

**2022:** Made his stateside debut at age 21 with the ACL Rangers (Rk.), batting .220 (13-59) with 2 home runs and 10 RBI over 24 G...**2021:** Returned for his 3rd season in the DSL, slashing .247/.426/.325/.751 with 2 HR and 16 RBI in 52 G as the starting right fielder for the DSL Rangers1...had more walks (40, T8th in DSL) than strikeouts (27)...stole career-high 23 bases, almost 3 times more than his previous best of 8 SB in 2019...**2020:** Did not see official game action after minor league season was canceled due to pandemic...**2019:** Opened season with DSL Rangers2, but slashed .300/.440/.508/.947 (39-130) in 39 games after promotion to DSL Rangers1 on 6/20...led qualifying Texas batters in the Dominican Summer League in OBP (.444) and OPS (.913)...had nearly as many walks (43) as strikeouts (49)...saw time at all 3 outfield positions, but made majority of starts in center field (27 GS)...2018: Appeared in 52 games for DSL Rangers2 in his pro debut...**NOTES:** Robert Antonio Gonzalez.

COACHES

YEAR	CLUB	AVG	G	AB	R	H	TB	2B	3B	HR	RBI	SH	SF	BB-I	SO	SB	CS	HP	GDP	OBP	SLG
2018	DSL Rangers2	.167	52	126	25	21	37	3	2	3	20	0	1	27-0	48	2	0	8	2	.346	.294
2019	DSL Rangers2	.188	13	32	9	6	10	2	1	0	1	0	0	12-0	14	2	0	4	0	.458	.313
	DSL Rangers1	.300	39	130	36	39	66	12	3	3	25	0	2	31-0	35	6	0	3	0	.440	.508
2020		DID NOT PLAY																			
2021	DSL Rangers1	.247	52	154	40	38	50	6	0	2	16	1	1	40-0	27	23	2	9	3	.427	.325
2022	ACL Rangers	.220	24	59	9	13	21	2	0	2	10	0	2	9-0	19	4	1	3	1	.343	.356
<b>MINOR TOTALS</b>		<b>.234</b>	<b>180</b>	<b>501</b>	<b>119</b>	<b>117</b>	<b>184</b>	<b>25</b>	<b>6</b>	<b>10</b>	<b>72</b>	<b>1</b>	<b>6</b>	<b>119-0</b>	<b>143</b>	<b>37</b>	<b>3</b>	<b>27</b>	<b>6</b>	<b>.403</b>	<b>.367</b>

PLAYERS

**GUERRERO, PABLO****OF**

Ht./Wt.: 6-2/200

Born: July 31, 2006 in Bani, DR

Bats/Throws: R/R

Resides: Bani, DR

Acquired: Signed as a non-drafted free agent on Jan. 15, 2023.

Signed By: Pablo Saviñon/Willy Espinal

2022 REVIEW

**2023:** Signed with Texas as a non-drafted free agent on 1/15...**NOTES:** Son of former Ranger and National Baseball Hall of Fame inductee, Vladimir Guerrero...one of his 7 brothers, Vladimir Guerrero Jr., is a first baseman with the Toronto Blue Jays.

OPPONENTS

**GUTIERREZ, ANTHONY****OF**

Ht./Wt.: 6-3/185

Born: Nov. 24, 2004 in El Tocuyo, VZ

Bats/Throws: R/R

Resides: El Tocuyo, VZ

Acquired: Signed as a non-drafted free agent on Jan. 15, 2022.

**2022:** 18-year-old batted .308 (53-172) with 4 home runs, 13 doubles, and 24 RBI across 45 games with the Dominican Summer League TEX Red (23 G) and ACL Rangers (22 G) in his professional debut...he slashed .352/.408/.539/.946 (32-91) with 3 HR and 16 RBI in the DSL, including a career-opening 8-G hitting streak, and posted a .259 BA (21-81) with the ACL Rangers after earning a stateside promotion on 7/11...rated as the no. 10 overall prospect in the ACL by Baseball America...also lauded for possessing the 'Best Outfield Arm' in the Texas Organization according to BA's annual 'Best Tools' survey...participated in the Rangers' Fall Instructional League program following the season...**NOTES:** Anthony Javier Gutierrez...rated among the top 2022 international prospects by MLB.com (no. 6) and Baseball America (no. 13)...originally from Venezuela, Gutierrez moved to the Dominican Republic in 2017 to train...worked out under the guidance of former minor leaguer and longtime trainer Amaury's Nina at the Amaury's Nina Academy in Santo Domingo...Nina counts Eloy Jiménez and Rafael Devers among his former pupils.

YEAR	CLUB	AVG	G	AB	R	H	TB	2B	3B	HR	RBI	SH	SF	BB-I	SO	SB	CS	HP	GDP	OBP	SLG
2022	DSL TEX Red	.352	23	91	22	32	49	8	0	3	16	0	2	8-0	18	5	3	2	3	.408	.539
	ACL Rangers	.259	22	81	13	21	33	5	2	1	8	0	1	3-0	16	6	3	2	1	.299	.407
<b>MINOR TOTALS</b>		<b>.308</b>	<b>45</b>	<b>172</b>	<b>35</b>	<b>53</b>	<b>82</b>	<b>13</b>	<b>2</b>	<b>4</b>	<b>24</b>	<b>0</b>	<b>3</b>	<b>11-0</b>	<b>34</b>	<b>11</b>	<b>6</b>	<b>4</b>	<b>4</b>	<b>.358</b>	<b>.477</b>

RECORDS

**HATCHER, JOSH****OF**

Ht./Wt.: 6-2/200

Born: Sept. 3, 1998 in Albany, GA

Bats/Throws: L/L

Resides: Acworth, GA

Acquired: Selected in the 10th round of the 2022 MLB Draft...signed on July 26, 2022.

Signed By: Tyler Carroll

DEVELOPMENT

**2022:** Batted .225 (18-80) with 6 doubles and 7 RBI over 22 G with the ACL Rangers (Rk.) and Hickory (A+) in his professional debut...participated in the Rangers' Fall Instructional League program following the season...**NOTES:** Joshua Jacob Hatcher...played 4 seasons at Mississippi State University (2018-21) before transferring to Kennesaw State University, where he batted .391 (109-279) with 15 home runs, 59 RBI, and a school-record 25 doubles in 2022...earned Atlantic Sun Conference First Team honors and was named ASUN Conference Tournament MVP after leading the Owls to their first Conference championship since 2014...hit for the cycle twice over a 3-game span (3/23/22 at no. 12 Georgia Tech and 3/26/22 vs. North Florida), becoming the 3rd player in NCAA Division I history to hit for 2 cycles in the same season...was a member of Mississippi State's 2021 National Championship team, appearing in 58 games (39 starts) for the Bulldogs that season...played under former Rangers scouts Ryan Coe (Head Coach) and Derrick Tucker (Assistant Coach) at Kennesaw State...selected by Los Angeles-AL in the 39th round of the 2017 MLB Draft out of Lee County High School in Leesburg, GA, but did not sign.

YEAR	CLUB	AVG	G	AB	R	H	TB	2B	3B	HR	RBI	SH	SF	BB-I	SO	SB	CS	HP	GDP	OBP	SLG
2022	ACL Rangers	.282	9	39	3	11	15	4	0	0	4	0	0	2-0	13	1	2	0	1	.317	.385
	Hickory	.171	13	41	5	7	9	2	0	0	3	0	0	4-0	11	2	0	0	2	.244	.220
<b>MINOR TOTALS</b>		<b>.225</b>	<b>22</b>	<b>80</b>	<b>8</b>	<b>18</b>	<b>24</b>	<b>6</b>	<b>0</b>	<b>0</b>	<b>7</b>	<b>0</b>	<b>0</b>	<b>6-0</b>	<b>24</b>	<b>3</b>	<b>2</b>	<b>0</b>	<b>3</b>	<b>.279</b>	<b>.300</b>

MEDIA

**HAUVER, TREVOR****OF**

Ht./Wt.: 6-0/205

Born: Nov. 20, 1998 in Chandler, AZ

Bats/Throws: L/R

Resides: Mesa, AZ

Acquired: In a six-player trade with New York-AL on July 29, 2021.

**2022:** Combined to slash .220/.387/.427/.814 (74-337) with career highs in home runs (17) and RBI (70- tied) over 103 G between Hickory (A+) and Frisco (AA) in his 1st full season in the Rangers system...worked walks in 93 of 447 (20.8%) PA, the 4th-highest walk rate among minor league batters (min. 400 PA)...opened campaign at High-A and was promoted on 8/16 to Double-A, where he hit .230/.432/.492/.924 (14-61) with more walks (24) than strikeouts (22) over 21 G...went 1-for-4 with 2 RBI and 2 BB in 2 G during Frisco's postseason run to the Texas League Championship...majority of starts came in left field (86), but also saw action at designated hitter (15) and first base (2)...appeared in 16 G for the 2022 Arizona Fall League Champion Surprise Saguaros, slashing .200/.412/.400/.812 (10-50) with 3 HR and 12 RBI...**2021:** Batted .274/.416/.473/.889 with 15 HR and 70 RBI in 99 G for Low-A Tampa (NYY) and High-A Hickory (TEX)...acquired by Rangers from Yankees, along with INFs Josh Smith and Ezequiel Duran and RHP Glenn Otto, in exchange for OF Joey Gallo, LHP Joely Rodriguez, and cash on 7/29/21...began his Texas org. tenure with a 24-G on-base streak from 7/31-8/29 after moving up a level following the trade...played only second base in the NYY organization before splitting time between second base and left field upon joining the TEX organization...was rated among top Yankees prospects by MLB.com (pre-season 23rd) and Baseball America (22nd)...**NOTES:** Trevor James Hauver...selected by the New York Yankees in the 3rd round of the 2020 MLB Draft after playing 3 years at Arizona State University from 2018-20...batted .316/.426/.537/.964 with 18 home runs and 77 RBI over 116 games as an outfielder at ASU...during the brief 2020 season, he led the nation with 20 BB in 17 G before the campaign was cut short...was college teammates with Spencer Torkelson, the 1st overall pick in the 2020 draft, and Hunter Bishop, a Giants prospect...played 3 seasons of varsity baseball at Perry High School in Gilbert, Ariz., batting .393 with 15 HR and 97 RBI...Perfect Game rated Hauver as the no. 1 shortstop and no. 4 overall player in Ariz. coming out of high school.

YEAR	CLUB	AVG	G	AB	R	H	TB	2B	3B	HR	RBI	SH	SF	BB-1	SO	SB	CS	HP	GIDP	OBP	SLG
2021	Tampa	.288	66	229	48	66	114	17	2	9	49	0	3	64-0	78	2	0	3	3	.445	.498
	Hickory	.246	33	122	20	30	52	4	0	6	21	0	0	20-0	47	0	1	2		.357	.426
2022	Hickory	.217	82	276	49	60	114	13	1	13	58	0	8	69-2	90	2	1	6	5	.376	.413
	Frisco	.230	21	61	17	14	30	4	0	4	12	0	3	24-0	22	0	0	0	2	.432	.492
<b>MINOR TOTALS</b>		<b>.247</b>	<b>202</b>	<b>688</b>	<b>134</b>	<b>170</b>	<b>310</b>	<b>38</b>	<b>3</b>	<b>32</b>	<b>140</b>	<b>0</b>	<b>14</b>	<b>177-2</b>	<b>237</b>	<b>4</b>	<b>1</b>	<b>10</b>	<b>12</b>	<b>.402</b>	<b>.451</b>

**HERNANDEZ, NYAN****RHP**

Ht./Wt.: 6-2/200

Born: July 11, 2001 in New York, NY

Bats/Throws: L/R

Resides: Santiago, DR

Acquired: Signed as a non-drafted free agent on Sept. 6, 2018.

**2022:** Posted a 3-2 record and 3.29 ERA (15 ER/41.0 IP) over 13 G/8 GS with DSL Rangers Blue (Rk.), DSL Rangers Red (Rk.), and the ACL Rangers (Rk.)...was named Dominican Summer League Pitcher of the Month for June: 3-0, 1.23 ERA (3 ER/22.0 IP), .060 opp. BA in 4 G/GS...also named DSL Pitcher of the Week for 6/12...made 4 starts in the Dominican before earning promotion to ACL Rangers on 6/27...went 0-2, 5.68 ERA (12 ER/19.0 IP) over 9 G/4 GS in Arizona, his 1st stateside action...**2021:** Made 11 relief appearances with DSL Rangers1 (Rk.), going 2-0 with 2 saves and a 3.24 ERA (6 ER/16.2 IP)...**2020:** Did not see official game action after minor league season was canceled due to pandemic...**2019:** Went 1-3 with 2 saves and a 3.13 ERA (11 ER/31.2 IP) in 14 G/one GS for DSL Rangers2 (Rk.) in his professional debut...**NOTES:** Nyan Fernando Hernandez.

YEAR	CLUB	W-L	ERA	G	GS	CG	SHO	SV	IP	H	R	ER	HR	HB	BB-1	SO	WP	BK	
2019	DSL Rangers2	1-3	3.13	14	1	0	0	2	31.2	30	23	11	4	1	11-0	23	3	0	
2020		DID NOT PITCH																	
2021	DSL Rangers1	2-0	3.24	11	0	0	0	2	16.2	12	7	6	1	1	8-0	17	1	0	
2022	DSL TEX Blue	1-0	1.80	1	1	0	0	0	5.0	0	1	1	0	0	2-0	2	0	0	
	DSL TEX Red	2-0	1.06	3	3	0	0	0	17.0	4	2	2	1	2	7-0	15	0	0	
	ACL Rangers	0-2	5.68	9	4	0	0	0	19.0	22	14	12	1	2	13-0	23	1	1	
<b>MINOR TOTALS</b>		<b>4-5</b>	<b>3.22</b>	<b>38</b>	<b>9</b>	<b>0</b>	<b>0</b>	<b>4</b>	<b>89.1</b>	<b>68</b>	<b>47</b>	<b>32</b>	<b>7</b>	<b>5</b>	<b>41-0</b>	<b>80</b>	<b>5</b>	<b>1</b>	

**HICKS, LIAM****C**

Ht./Wt.: 5-10/195

Born: June 2, 1999 in Toronto, Ontario

Bats/Throws: L/R

Resides: Toronto, Ontario

Acquired: Selected in the 9th round of the 2021 MLB Draft...signed on July 13, 2021.

Signed By: Dustin Smith

**2022:** Was named a Texas Organization All-Star by MLB.com after totaling a .327/.462/.460/.922 (49-150) slash line, 3 home runs, and 32 RBI in 50 G across 3 levels of the Texas farm system: ACL Rangers (Rk.), Down East (A), Hickory (A+)...recorded significantly more walks (36) than strikeouts (22), as his OBP and OPS led all TEX farmhands (min. 150 PA)...saw starts at first base (21), catcher (16), and designated hitter (8), throwing out 4 of 38 (10.5%) attempted base stealers from behind the plate...participated in the Rangers' Fall Instructional League program following the season...**2021:** Appeared in 10 games for the ACL Rangers (Rk.) in his professional debut season...**NOTES:** Liam John Sherwood Hicks...named to the 2021 Buster Posey National Catcher of the Year Award watch list after batting .344 (54-157) with 7 home runs, 30 RBI, and a Sun Belt Conference-best .464 on-base percentage as a junior at Arkansas State University in 2021...ranked as the 23rd-best draft-eligible hitter in the 2021 class by D1Baseball.com...before transferring to ASU prior to the 2020 campaign, Hicks spent 2 seasons (2018-19) at Mineral Area College in Park Hills, Mo., where he batted .440 with 14 home runs and 56 RBI as a sophomore in 2019...the Toronto native was a four-year starter at catcher for Lawrence Park Collegiate Institute, and was rated as the no. 2 catcher in Ontario in the class of 2017 by Prep Baseball Report.

YEAR	CLUB	AVG	G	AB	R	H	TB	2B	3B	HR	RBI	SH	SF	BB-1	SO	SB	CS	HP	GIDP	OBP	SLG
2021	ACL Rangers	.125	10	24	6	3	3	0	0	0	2	0	0	7-0	4	0	0	1	0	.344	.125
2022	ACL Rangers	.478	13	46	10	22	30	3	1	1	11	0	1	7-0	6	0	0	3	0	.651	.652
	Down East	.273	30	88	11	24	36	6	0	2	17	0	4	26-0	11	5	1	2	1	.433	.409
	Hickory	.188	7	16	2	3	3	0	0	0	4	0	1	3-0	5	0	0	2	0	.364	.188
<b>MINOR TOTALS</b>		<b>.299</b>	<b>60</b>	<b>174</b>	<b>29</b>	<b>52</b>	<b>72</b>	<b>9</b>	<b>1</b>	<b>3</b>	<b>34</b>	<b>0</b>	<b>6</b>	<b>43-0</b>	<b>26</b>	<b>5</b>	<b>1</b>	<b>8</b>	<b>1</b>	<b>.446</b>	<b>.414</b>

**HOOPII, ANTHONY****RHP**

Ht./Wt.: 6-2/205

Born: Aug. 11, 2000 in Wailuku, HI

Bats/Throws: R/R

Resides: Lakewood, WA

Acquired: Selected in the 30th round of the 2019 June draft...signed on June 22, 2019.

Signed By: Gary McGraw

FRONT OFFICE

**2022:** Tabled by MiLB.com as a Texas Organization All-Star after going 4-3 with team-high 8 saves and 3.09 ERA (15 ER/43.2 IP) over 36 relief outings for Down East (A) in his full season debut...struck out 67 of 193 (34.7%) batters faced, the 7th-highest strikeout pct. among Carolina League hurlers (min. 40.0 IP)...held opponents to a .229/.314/.331/.645 (38-166) slash line, including .227 BA/.593 OPS vs. RHB and .232 BA/.713 OPS vs. LHB, and allowed just 2 home runs (0.41 HR/9)...on Injured List from 6/7-13...**2021:** Recorded a team-high 4 saves in his 1st professional action with the ACL Rangers (Rk.)...struck out more than one-third of the batters he faced on the year (36.9%, 38 of 103) and averaged 15.1 strikeouts per 9 innings...final 10 G: 1.26 ERA (2 ER/14.1 IP), 3 BB/23 SO, .160/.218/.180/.398 opp. slash line...**2020:** Did not see official game action after minor league season was canceled due to pandemic...**2019:** Did not see official game action after selection in the draft...**NOTES:** Anthony David Maui La'akea Hoopii-Tuionetoa...pitched one season at Pierce (Wash.) College, going 6-3 with a 3.75 ERA...attended Baldwin (Hawaii) High School...named 2018 Perfect Game/Rawlings Hawaii High School Player of the Year after capturing Hawaii Division 1 State Championship as a senior...selected by Minnesota in the 16th round of the 2018 June draft, but did not sign.

COACHES

YEAR	CLUB	W-L	ERA	G	GS	CG	SHO	SV	IP	H	R	ER	HR	HB	BB-I	SO	WP	BK
2021	ACL Rangers	2-3	5.16	18	0	0	0	4	22.2	19	16	13	2	2	11-0	38	8	0
2022	Down East	4-3	3.09	36	0	0	0	8	43.2	38	27	15	2	2	20-1	67	6	0
<b>MINOR TOTALS</b>		<b>6-6</b>	<b>3.80</b>	<b>54</b>	<b>0</b>	<b>0</b>	<b>0</b>	<b>12</b>	<b>66.1</b>	<b>57</b>	<b>43</b>	<b>28</b>	<b>4</b>	<b>4</b>	<b>31-1</b>	<b>105</b>	<b>14</b>	<b>0</b>

**IRELAND, THOMAS****RHP**

Ht./Wt.: 6-1/170

Born: June 27, 2002 in Regina, Saskatchewan

Bats/Throws: R/R

Resides: Regina, Saskatchewan

Acquired: Selected in the 13th round of the 2021 MLB Draft...signed on July 31, 2021.

Signed By: Brett Campbell

PLAYERS

**2022:** Spent entire campaign on Injured List while recovering from "Tommy John" surgery...**2021:** Did not see official game action following his selection in the 2021 MLB Draft...underwent "Tommy John" ligament replacement surgery on 8/9/21...**NOTES:** Thomas Liam Kai Ireland...selected out of Polk State College in Winter Haven, Fla., where he averaged 12.02 strikeouts per 9 innings and whiffed 85 batters in 63.2 innings across 16 games/14 starts during his final season...was watching a live stream of the MLB Draft when he got a congratulatory text from his agent, who informed him that he had been drafted before he heard his name officially called...the Canada native prepped at Martin Academy in Regina, Saskatchewan...in 2019 at Rogers Centre in Toronto, Ireland represented Saskatchewan at the Blue Jays Baseball Academy tournament, an event that features Canada's top amateur players...the annual tournament 12 has been a stepping stone for young baseball talent since 2013, with 90 former participants being drafted by MLB clubs and over 300 receiving college scholarships, according to the Toronto Blue Jays...grew up as a New York Yankees fan.

2022 REVIEW

**JOHNSON, COOPER****C**

Ht./Wt.: 6-0/215

Born: April 25, 1998 in Los Angeles, CA

Bats/Throws: R/R

Resides: Mundelein, IL

Acquired: Signed as a minor league free agent on Feb. 3, 2023.

Signed By: Mike Smith (DET)

OPINIONS

**2023:** Signed with Texas as a minor league free agent on 2/3...**2022:** Made 27 starts at catcher with Erie (AA) and West Michigan (A+) before he was released by the Detroit organization on 8/15...batted .160 (15-94) with one HR and 4 RBI while throwing out 9 of 30 (30.0%) attempted base stealers...**2021:** Appeared in 85 games and made career-high 74 starts at catcher with Lakeland (A) and West Michigan (A+)...batted .199 (53-267) with 3 home runs and 31 RBI...**2020:** Did not see affiliated game action after minor league season was canceled due to pandemic...was a non-roster invite to Tigers Major League Spring Training camp prior to shutdown...**2019:** Made his professional debut over 36 starts at catcher between Connecticut (Short-A) and West Michigan (A)...**NOTES:** Spent 3 seasons at the Univ. of Mississippi (2017-19) where he batted .248 with 10 HR and 51 RBI across 131 games...was a 2019 All-SEC Second Team selection as a junior after he hit .271/371/.449/.821 (56-207) with career highs in HR (8) and RBI (32)...was also named to the 2019 SEC All-Defensive Team and to the Buster Posey Award Watch List...selected by Detroit in the 6th round of the 2019 MLB Draft...lettered 3 years at Carmel Catholic High School in Mundelein, Ill...selected by Cincinnati in the 28th round of the 2016 MLB Draft, but did not sign...was rated among the top prospects in the 2016 draft class by Perfect Game (no. 39), D1Baseball.com (no. 56), and MLB Pipeline (no. 68)...tabled a 2016 Rawlings-Perfect Game first team All-American and first team Central All-Region...won a gold medal at the 18-and-under World Cup as a member of Team USA...played in the 2015 Under Armour All-America Game at Wrigley Field...has two siblings, Quincy and Sadie.

RECORDS

YEAR	CLUB	AVG	G	AB	R	H	TB	2B	3B	HR	RBI	SH	SF	BB-I	SO	SB	CS	HP	GDP	OBP	SLG
2019	Connecticut	.234	14	47	5	11	14	3	0	0	6	1	0	8-0	15	0	0	1	1	.357	.298
	West Michigan	.179	27	84	13	15	25	4	0	2	11	0	1	15-0	28	2	0	3	5	.320	.298
DID NOT PLAY																					
2021	Lakeland	.233	28	103	17	24	35	5	0	2	17	1	0	19-0	39	2	0	2	0	.363	.340
	West Michigan	.177	57	164	20	29	46	14	0	1	14	2	2	32-0	53	0	1	2	1	.315	.281
2022	Erie	.000	5	16	0	0	0	0	0	0	0	0	0	3-0	10	0	0	0	0	.158	.000
	West Michigan	.192	23	78	7	15	21	3	0	1	4	0	0	10-0	26	0	0	3	2	.308	.269
<b>MINOR TOTALS</b>		<b>.191</b>	<b>154</b>	<b>492</b>	<b>62</b>	<b>94</b>	<b>141</b>	<b>29</b>	<b>0</b>	<b>6</b>	<b>52</b>	<b>4</b>	<b>3</b>	<b>87-0</b>	<b>171</b>	<b>4</b>	<b>1</b>	<b>11</b>	<b>9</b>	<b>.324</b>	<b>.287</b>

DEVELOPMENT

MEDIA



**KAPERS, SCOTT****C**

Ht./Wt.: 5-11/205

Born: Nov. 27, 1996 in Schererville, IN

Bats/Throws: R/R

Resides: Schererville, IN

Acquired: Selected in the 17th round of the 2018 June draft...signed on June 14, 2018.

Signed By: Michael Medici

**2022:** Appeared in career-high 57 G between Hickory (A+) and Frisco (AA), batting .233 BA (42-180) and posting career bests in home runs (11) and RBI (33)...11 HR were more than double career total entering 2022 (4)...earned promotion to Double-A on 8/2 and keyed Frisco's win in Game 1 of the Texas League Championship Series on 9/25 vs. Wichita with 2-HR, 5-RBI performance that included a grand slam...made 51 starts at catcher, throwing out 9 of 66 (13.6%) attempted base stealers...**2021:** Batted .212/.368/.346/.714 with 2 HR and 10 RBI over 21 G for Hickory (A+)...made 13 starts at catcher and threw out 3 of 15 (20%) attempted base stealers...was on the Injured List from 7/13-end of season after suffering a subluxation of his right shoulder...**2020:** Did not see affiliated game action after minor league season was canceled due to pandemic...trained with the semi-pro Mishawaka Brewers to stay sharp during the layoff before joining the Westside Woolly Mammoths of the United Shore Professional Baseball League...posted a .324/.378/.647/1.025 slash line with 3 HR and 6 RBI in 10 G for Westside...the Mammoths competed in a four-team league that played all of its games at Jimmy John's Field in Utica, Mich...**2019:** Combined to bat .187 (17-91) with 1 HR and 12 RBI in 29 G with Nashville (AAA) and Spokane (Short-A)...threw out 14 of 27 (51.9%) attempted base stealers in 22 G at catcher...**2018:** Appeared in 25 G for the AZL Rangers and Spokane in his 1st pro season...**NOTES:** Played 3 seasons at Valparaiso University, earning Missouri Valley Conference All-Defensive Team honors in 2018...threw out 21 of 56 (38%) attempted base stealers and picked off 6 runners during final season, tying for the league lead...his brother, Jake, and sister, Madison, also attended Valpo...Jake is a catcher on the baseball team...graduated from Mt. Carmel (Ill.) High School, helping the Caravan to a state championship in 2013...was an infielder and pitcher before converting to catcher prior to his sophomore year of high school.

YEAR	CLUB	AVG	G	AB	R	H	TB	2B	3B	HR	RBI	SH	SF	BB-I	SO	SB	CS	HP	GDP	OBP	SLG
2018	AZL Rangers	.375	2	8	0	3	4	1	0	0	0	0	0	0-0	0	0	0	0	0	.375	.500
	Spokane	.164	23	73	7	12	21	6	0	1	6	0	0	5-0	15	0	1	6	3	.274	.288
2019	Nashville	.000	1	3	0	0	0	0	0	0	0	0	0	1-0	1	0	0	0	0	.250	.000
	Spokane	.193	28	88	17	17	24	4	0	1	12	1	0	9-0	22	1	0	14	0	.300	.273
2020		DID NOT PLAY																			
2021	Hickory	.212	22	52	6	11	18	1	0	2	10	0	2	10-0	17	0	1	4	0	.368	.346
2022	Hickory	.261	37	119	18	31	59	2	1	8	23	0	1	7-0	45	0	1	4	2	.321	.496
	Frisco	.180	20	61	12	11	22	2	0	3	10	1	0	6-0	21	1	1	7	1	.324	.361
<b>MINOR TOTALS</b>		<b>.210</b>	<b>133</b>	<b>404</b>	<b>60</b>	<b>85</b>	<b>148</b>	<b>16</b>	<b>1</b>	<b>15</b>	<b>62</b>	<b>2</b>	<b>3</b>	<b>38-0</b>	<b>121</b>	<b>2</b>	<b>5</b>	<b>35</b>	<b>6</b>	<b>.329</b>	<b>.366</b>

**KEANEY, DANIEL****RHP**

Ht./Wt.: 6-3/180

Born: Aug. 24, 2004 in Albany, NY

Bats/Throws: R/R

Resides: Altamont, NY

Acquired: Signed as a non-drafted free agent...signed on Aug. 1, 2022.

Signed By: Takeshi Sakurayama

**2022:** Did not see official game action after signing with Texas as a non-drafted free agent on 8/1...participated in the Rangers' Fall Instructional League program...went 2-0 with a 2.87 ERA and 11 SO in 3 starts with the Albany Dutchmen of the Perfect Game Collegiate Baseball League before turning pro...**NOTES:** Went 4-1 with a 0.93 ERA and 43 strikeouts over 30.0 innings in his senior season at Guilderland (N.Y.) High School...was noticed by Rangers scouts at a showcase for New England baseball players in Feb. 2022...had committed to play collegiately at Marist College in Dutchess County, N.Y.

**KELLEY, JACKSON****RHP**

Ht./Wt.: 6-0/185

Born: April 26, 2000 in Marietta, GA

Bats/Throws: R/R

Resides: Marietta, GA

Acquired: Selected in the 12th round of the 2022 MLB Draft...signed on July 26, 2022.

Signed By: Tyler Carroll

**2022:** Did not see official game action after selection in the draft...**NOTES:** Jackson Cole Kelley...was a 4-year letter winner at Mercer University, posting a career 15-5 record, 2.80 ERA (55 ER/176.2 IP), and 193 strikeouts (9.8 SO/9) over 72 appearances/19 starts...as a junior in 2022, went 7-0 with 6 saves, a 1.35 ERA (9 ER/60.0 IP), and 12.3 strikeouts per 9.0 innings figure over 25 relief outings, earning recognition as one of 10 finalists for the National Collegiate Baseball Writers Association's "Stopper of the Year" Award...saw limited action for the Cotuit Kettleers of the Cape Cod League prior to his selection in the draft: 2-0, one save, 0.56 ERA (1 ER/16.0 IP), 2 walks/25 strikeouts.

**KINDREICH, LARSON****LHP**

Ht./Wt.: 6-4/210

Born: June 21, 1999 in Medford, OR

Bats/Throws: L/L

Resides: Central Point, OR

Acquired: Selected in the 8th round of the 2021 MLB Draft...signed on July 28, 2021.

Signed By: Patrick Perry

**2022:** Posted a 4-3 record, 3.62 ERA (26 ER/64.2 IP), and 91 strikeouts over 18 games/12 starts with Down East (A) and Hickory (A+) in his 2nd professional season...totaled a 12.66 strikeouts per 9.0 innings figure, the highest mark among Texas minor league pitchers (min. 50.0 IP)...went 3-2, 2.37 ERA (10 ER/38.0 IP) in 9 G/5 GS at Down East, earning the organization's Minor League Starting Pitcher of the Month award for May: 2-1, 2.84 (6 ER/19.0 IP), 27 SO...was promoted to Hickory on 6/21, going 1-1, 5.40 (16 ER/26.2 IP) with a .194 opp. BA over 9 G/7 GS for the Crawdads...was named South Atlantic League Pitcher of the Week for 7/4-10 after twirling 6.0 no-hit innings as part of Hickory's combined 10-inning no-hitter on 7/9 at Bowling Green...on IL from 8/9-23...**2021:** Made his pro debut with the ACL Rangers (Rk), posting a 1.13 ERA (1 ER/8.0 IP) in 6 relief outings while striking out more than half of the batters he faced (54.5%, 18 of 33)...participated in the Rangers' Fall Instructional League and Texas Tour games against local universities in October...**NOTES:** Larson Branch Kindreich...went 5-2 with a 3.33 ERA (20 ER/54.0 IP) and 79 strikeouts over 9 GS during his final season at Division II Biola (Calif.) University...played 3 seasons at Biola and finished with an 11-5 record, 4.02 ERA, and 199 strikeouts in 136.2 innings over 27 G/25 GS...named to the D2CCA All-West Region first team, All-PacWest first team, and NCBWA All-Region second team in 2021...prepped at Crater High School in Central Point, Ore., where he won a 5A state title with the Comets as a senior in 2018 and threw 7.0 shutout innings in the championship game...that season, he had a streak of 37.0 no-hit innings that was believed to be the longest such streak in Oregon history...also compiled a .505 average with 20 extra-base hits...father, Martin, played baseball at Concordia Irvine and mother, Tammy, played volleyball at Southern Oregon...enjoys designing cars in his spare time...majored in business administration.

YEAR	CLUB	W-L	ERA	G	GS	CG	SHO	SV	IP	H	R	ER	HR	HB	BB-I	SO	WP	BK
2021	ACL Rangers	0-0	1.13	6	0	0	0	1	8.0	5	1	1	0	1	3-0	18	0	2
2022	Down East	3-2	2.37	9	5	0	0	0	38.0	25	12	10	0	1	20-0	55	0	4
	Hickory	1-1	5.40	9	7	0	0	0	26.2	18	18	16	4	5	25-0	36	1	3
<b>MINOR TOTALS</b>		<b>4-3</b>	<b>3.34</b>	<b>24</b>	<b>12</b>	<b>0</b>	<b>0</b>	<b>1</b>	<b>72.2</b>	<b>48</b>	<b>31</b>	<b>27</b>	<b>4</b>	<b>7</b>	<b>48-0</b>	<b>109</b>	<b>1</b>	<b>9</b>

**KRAUTH, NICK****RHP**

Ht./Wt.: 6-3/180

Born: Sept. 6, 1999 in Concord, CA

Bats/Throws: R/R

Resides: Concord, CA

Acquired: Signed as a non-drafted free agent on June 15, 2020.

Signed By: Takeshi Sakurayama

FRONT OFFICE

**2022:** Spent the entire season at Hickory (A+), going 5-7 with a 4.96 ERA (49 ER/89.0 IP) over 23 games/17 starts...ranked among staff leaders in innings (3rd), starts (4th), strikeouts (5th, 7th), and wins (T5th)...went 4-7, 5.38 ERA (46 ER/77.0 IP) as a starter and 1-0, 2.25 ERA (3 ER/12.0 IP) as a reliever...on Development List from 7/16-25...**2021:** Led the Texas organization and the Low-A East with 102.2 innings pitched in his first professional season, making a team-high 20 starts for Down East (A)...picked up a pair of Low-A East Pitcher of the Week awards: 8/23-29 and 8/30-9/5...earned the honors after a complete-game 1-hitter on 8/28 vs. Fayetteville (9.0 IP, 1 H, 1 R-ER, 2 BB, 9 SO) and 11-strikeout effort on 9/4 vs. Kannapolis (6.0 IP, 2 H, 1 R-0 ER, 0 BB, 11 SO)...earned the win in Game 3 of the Low-A East Championship Series at Charleston (7.0 IP, 6 H, 2 R-ER, 0 BB, 9 SO)...**2020:** Signed by Texas as a non-drafted free agent on 6/15...did not see official game action after minor league season was canceled due to pandemic...**NOTES:** Nicholas Alexander Krauth...went 4-0 with a 0.36 ERA (1 ER/24.2 IP) and 9 BB/24 SO over 4 starts as a junior at the University of Connecticut in 2020... transferred to UConn from Diablo Valley College in Pleasant Hill, Calif., where he went 5-4 with a 2.20 ERA (21 ER/86.0 IP) over 15 G/13 GS in 2019...began his college career at the University of New Mexico...tallied a 6-5 record and 2.20 ERA over 11 G during his senior season at Northgate High School in Walnut Creek, CA...older brother, Ben, was selected by Cleveland in the 16th round of the 2016 June draft.

COACHES

YEAR	CLUB	W-L	ERA	G	GS	CG	SHO	SV	IP	H	R	ER	HR	HB	BB-I	SO	WP	BK
2021	Down East	5-9	4.30	20	20	1	0	0	102.2	103	56	49	11	9	28-0	79	2	7
2022	Hickory	5-7	4.96	23	17	0	0	0	89.0	89	52	49	10	4	29-0	70	2	0
<b>MINOR TOTALS</b>		<b>10-16</b>	<b>4.60</b>	<b>43</b>	<b>37</b>	<b>1</b>	<b>0</b>	<b>0</b>	<b>191.2</b>	<b>192</b>	<b>108</b>	<b>98</b>	<b>21</b>	<b>13</b>	<b>57-0</b>	<b>149</b>	<b>4</b>	<b>7</b>

**LARSEN, KYLE****RHP**

Ht./Wt.: 6-2/255

Born: June 14, 2003 in Sanford, FL

Bats/Throws: R/R

Resides: Sanford, FL

Acquired: Selected in the 18th round of the 2021 MLB Draft...signed on Aug. 1, 2021.

Signed By: Brett Campbell

PLAYERS

**2022:** Spent entire season on IL while recovering from right elbow surgery...**2021:** Did not see official game action following his selection in the 2021 MLB Draft...underwent 'Tommy John' ligament replacement surgery on 10/20/21...**NOTES:** Kyle Alexander Larsen...drafted out of Florida's TNXL Academy, a baseball-centric school that plays outside the Florida High School Athletic Association and competes against junior colleges, Division II colleges, and high schools...began working with Brian Martinez, who founded TNXL in 2014, when he was 9 years old...was committed to the University of Florida prior to signing with the Rangers.

2022 REVIEW

**LEATH, JACKSON****RHP**

Ht./Wt.: 6-1/200

Born: June 20, 1999 in Waxahachie, TX

Bats/Throws: R/R

Resides: Waxahachie, TX

Acquired: Selected in the 12th round of the 2021 MLB Draft...signed on July 30, 2021.

Signed By: Derrick Tucker

OPPONENTS

**2022:** Went 2-4 with one save and a 8.42 ERA (29 ER/31.0 IP) over 28 relief outings at Down East (A) in his professional debut...issued nearly as many walks (23) as strikeouts (29)...**2021:** Did not see official game action following his selection in the draft...**NOTES:** Jackson Ellis Leath...totaled a 1.08 ERA (3 ER/25.0 IP) with 37 strikeouts and .170 opponent batting average over 7 appearances/3 starts spanning 2 campaigns (2020-21) at the University of Tennessee after transferring from Blinn Junior College in Brenham, Texas...missed the majority of the 2021 season due to a hamstring injury...was a 2021 Baseball America Preseason Second Team All-American selection and ranked no. 36 on D1Baseball.com's list of the top SEC draft prospects for 2021...the DFW-area native played prep baseball at Waxahachie High School, garnering first-team All-District accolades in 2016 and 2017...enjoys hunting and fishing.

YEAR	CLUB	W-L	ERA	G	GS	CG	SHO	SV	IP	H	R	ER	HR	HB	BB-I	SO	WP	BK
2022	Down East	2-4	8.42	28	0	0	0	1	31.0	31	36	29	6	4	23-1	29	0	6

**LOCKHART, NICK****RHP**

Ht./Wt.: 6-6/225

Born: Feb. 12, 2001 in Leesburg, VA

Bats/Throws: R/R

Resides: Lovettsville, VA

Acquired: Selected in the 11th round of the 2019 June draft...signed July 3, 2019.

Signed By: Brian Matthews

RECORDS

**2022:** Returned to Down East (A) and posted a 3-3 record, 2 saves, a 4.22 ERA (23 ER/49.0 IP), and 11.02 strikeouts per 9.0 innings figure over 30 relief appearances...opponents batted .214/.289/.376/.665 (38-178), incl. 234 BA (25-107) vs. RHB and 183 BA (13-71) vs. LHB...had 5.55 ERA (22 ER/35.2 IP) over first 22 G, but had 0.68 ERA (1 ER/13.1 IP) over last 8 G (beg. 8/13)...on Injured List from 6/5-20...**2021:** Split time between the rotation and bullpen for Down East (A) and the ACL Rangers (Rk.), combining to go 2-2 with a 6.84 ERA (37 ER/48.2 IP) over 18 games/6 starts...opened his season as a reliever at Low-A before seeing some action as a starter upon being transferred to the Rookie level...went 2-2, 4.68 (13 ER/25.0 IP) as a starter compared to no record, 9.13 (24 ER/23.2 IP) as a reliever...participated in the Fall Instructional League after the season...**2020:** Did not see official game action after minor league season was canceled due to pandemic...pitched in the Fall Developmental League (9.0 IP, 5 H, 3 R, 6 BB, 10 SO) in Arizona...**2019:** Made 6 relief ap. for the AZL Rangers in his professional debut season...**NOTES:** Nicholas Scott Lockhart...prepped at Woodgrove (Va.) High School...had committed to play baseball at Virginia Tech...also had multiple FBS offers as a defensive end in football...earned all-state honors as a junior and all-region as a senior in baseball...named all-state and the region's co-Defensive Player of the Year in football, helping team to a state title...brother, Zach, played football at Virginia Military Institute...uncle, Mike, played baseball at Clemson and in the CLE minor league system.

DEVELOPMENT

YEAR	CLUB	W-L	ERA	G	GS	CG	SHO	SV	IP	H	R	ER	HR	HB	BB-I	SO	WP	BK	
2019	AZL Rangers	0-0	4.50	6	0	0	0	0	6.0	6	4	3	0	0	4-0	9	0	0	
2020							DID NOT PITCH												
2021	Down East	1-1	8.49	13	2	0	0	0	29.2	32	29	28	7	4	19-0	28	1	4	
	ACL Rangers	1-1	4.26	5	4	0	0	0	19.0	17	10	9	1	2	2-0	27	0	0	
2022	Down East	3-3	4.22	30	0	0	0	2	49.0	38	26	23	5	3	17-0	60	1	5	
<b>MINOR TOTALS</b>		<b>5-5</b>	<b>5.47</b>	<b>54</b>	<b>6</b>	<b>0</b>	<b>0</b>	<b>2</b>	<b>103.2</b>	<b>93</b>	<b>69</b>	<b>63</b>	<b>13</b>	<b>9</b>	<b>42-0</b>	<b>124</b>	<b>2</b>	<b>9</b>	

MEDIA

**MACLEAN, DYLAN****LHP**

Ht./Wt.: 6-3/190

Born: July 12, 2002 in Madison, WI

Bats/Throws: R/L

Resides: Portland, OR

Acquired: Selected in the 4th round of the 2020 June draft...signed on June 19, 2020.

Signed By: Gary McGraw

**2022:** Produced a 2-0 record and 3.96 ERA (11 ER/25.0 IP) over 21 relief outings for Down East (A) in his full season debut...issued only 8 walks, but recorded just 16 strikeouts (5.8 SO/9)...endured pair of Injured List stints from 7/10-8/6 and 9/6-end of season...was part of 1st triple play in Wood Ducks history on 7/3 vs. Kannapolis (1-4-3-2)...**2021:** Made 7 G/6 GS for the ACL Rangers in his pro debut, holding opposing hitters to a .226 (14-62) BA...**2020:** Did not see official game action after he was selected in the June draft, as the minor league season was canceled due to the pandemic...joined a group of Rangers prospects in the Fall Developmental League (6.0 IP, 2 H, 2 R, 7 BB, 6 SO)...**NOTES:** Last name is pronounced muk-LAYN...named Oregon's 2019 High School Player of the Year by Prep Baseball Report and Mt. Hood Conference Pitcher of the Year following junior season at Central Catholic (Ore.) High School in Portland...paced all Oregon 6-A hurlers in wins, ERA, and strikeouts that season, leading Central Catholic to the 6-A boy's baseball championship game against Jesuit High, a rivalry dubbed the "Holy War"...opposed fellow 2020 draftee Mick Abel (15th overall pick by PHI) in the championship game won by Jesuit...at age 13, pitched for Oregon in the opening round of the 2015 Little League World Series in Williamsport, Pa., striking out 12 batters over 5.2 innings in a 1-0 loss to Texas...tabbed by Baseball America as Oregon's 2nd-best high school pitcher in the 2020 class behind Abel...was committed to the Univ. of Washington.

YEAR	CLUB	W-L	ERA	G	GS	CG	SHO	SV	IP	H	R	ER	HR	HB	BB-I	SO	WP	BK
2021	ACL Rangers	0-2	5.82	7	6	0	0	0	17.0	14	15	11	1	3	19-0	17	0	2
2022	Down East	2-0	3.96	21	0	0	0	0	25.0	26	18	11	4	0	8-0	16	0	6
<b>MINOR TOTALS</b>		<b>2-2</b>	<b>4.71</b>	<b>28</b>	<b>6</b>	<b>0</b>	<b>0</b>	<b>0</b>	<b>42.0</b>	<b>40</b>	<b>33</b>	<b>22</b>	<b>5</b>	<b>3</b>	<b>27-0</b>	<b>33</b>	<b>0</b>	<b>8</b>

**MAGDALENO, BRYAN****LHP**

Ht./Wt.: 6-1/200

Born: Feb. 22, 2001 in Santo Domingo, DR

Bats/Throws: L/L

Resides: Santo Domingo, DR

Acquired: Signed as a non-drafted free agent on Aug. 23, 2019.

**2022:** Made his stateside debut over 15 relief outings with the ACL Rangers (Rk.)...recorded a 3.14 ERA (5 ER/14.1 IP) in last 11 G (beg. 7/7) to close season...**2021:** Posted a 2.95 ERA (12 ER/36.2 IP) in 10 G/9 GS with DSL Rangers 1 (Rk.) in his professional debut...**2020:** Did not see official game action after minor league season was canceled due to pandemic.

YEAR	CLUB	W-L	ERA	G	GS	CG	SHO	SV	IP	H	R	ER	HR	HB	BB-I	SO	WP	BK
2021	DSL Rangers 1	0-2	2.95	10	9	0	0	0	36.2	32	18	12	1	4	24-0	35	3	8
2022	ACL Rangers	1-1	4.12	15	0	0	0	0	19.2	20	13	9	0	0	14-0	18	1	5
<b>MINOR TOTALS</b>		<b>1-3</b>	<b>3.36</b>	<b>25</b>	<b>9</b>	<b>0</b>	<b>0</b>	<b>0</b>	<b>56.1</b>	<b>52</b>	<b>31</b>	<b>21</b>	<b>1</b>	<b>4</b>	<b>38-0</b>	<b>53</b>	<b>4</b>	<b>13</b>

**MANON, EUDRYS****RHP**

Ht./Wt.: 6-0/205

Born: Jan. 16, 1998 in San Cristobal, DR

Bats/Throws: R/R

Resides: Bani, DR

Acquired: Signed as a non-drafted free agent on Feb. 20, 2019.

Signed By: JC Alvarez

**2022:** Was promoted to Hickory (A+) and went 1-0 with 4 saves and a 7.18 ERA (21 ER/26.1 IP) over 25 relief appearances for the Crawdads...made just 4 outings after the end of June, spending majority of the season's last 2 months on the Injured List (8/19-end of season) with bicep tendonitis...**2021:** Combined to go 4-0 with a 2.89 ERA (9 ER/28.0 IP) over 20 G with the ACL Rangers (Rk.) and Down East (A) in stateside debut...limited opponents to a .141 (13-92) BA and allowed one HR...struck out 42 of 116 (36.2%) BF...participated in the Rangers' Fall Instructional League and Texas Tour games against local universities in October...**2020:** Did not see official game action after minor league season was canceled due to pandemic...**2019:** Struck out 32 of 104 (31%) batters faced over 13 relief outings for DSL Rangers 1 in 1st pro season.

YEAR	CLUB	W-L	ERA	G	GS	CG	SHO	SV	IP	H	R	ER	HR	HB	BB-I	SO	WP	BK
2019	DSL Rangers 1	2-0	3.97	13	0	0	0	2	22.2	24	12	10	0	2	12-0	32	6	1
2020									DID NOT PITCH									
2021	ACL Rangers	1-0	3.38	4	0	0	0	0	5.1	4	2	2	1	0	3-0	6	1	0
	Down East	3-0	2.78	16	0	0	0	6	22.2	9	8	7	0	3	15-0	36	6	1
2022	Hickory	1-0	7.18	25	0	0	0	4	26.1	26	22	21	4	0	21-0	35	5	1
<b>MINOR TOTALS</b>		<b>7-0</b>	<b>4.68</b>	<b>58</b>	<b>0</b>	<b>0</b>	<b>0</b>	<b>12</b>	<b>77.0</b>	<b>63</b>	<b>44</b>	<b>40</b>	<b>5</b>	<b>5</b>	<b>51-0</b>	<b>109</b>	<b>18</b>	<b>3</b>

**MARTINEZ, JULIO PABLO****OF**

Ht./Wt.: 5-9/175

Born: March 21, 1996 in Baracoa, Cuba

Bats/Throws: L/L

Resides: Frisco, TX

Acquired: Signed as a non-drafted free agent on March 6, 2018.

Signed By: Jose Fernandez

**2022:** Combined to slash .243/.360/.433/.793 (96-395) with 15 home runs, 45 RBI, and career-high 39 stolen bases over 107 G between Frisco (AA) and Round Rock (AAA)...ranked among TEX farmhands in triples (2nd, 8), walks (3rd, 67), and steals (6th)...returned to Frisco to open the season and received his 1st Triple-A promotion on 7/22...hit .205/.347/.449/.796 (16-78) with 5 HR and 13 RBI over first 22 G at Round Rock before Injured List stint from 8/23-31...batted .191 (12-63) with one HR and 6 RBI over 19 G following return from IL...**2021:** Went 20-for-20 in stolen base attempts over 81 G with Frisco (AA), his 1st career action above the High-A level...batted .242 (69-285) with 5 HR and 28 RBI, including a .338 BA (22-65) in June...hit 1st career grand slam on 6/11 vs. NWA...**2020:** Did not see official game action after minor league season was canceled due to pandemic...batted .213 (13-61) with one HR and 6 RBI in the Fall Developmental League...**2019:** Combined to bat .248 with 15 HR and 63 RBI in 123 G with Down East (A+) and Hickory (A)...ranked among Carolina League leaders in SB (4th, 28), HR (T4th, 14), SLG (5th, .423), XBH (T8th, 39), and OPS (9th, .741)...batted .191 (34-178) thru 1st 50 G with Down East following 4/17 promotion, then hit .293 (67-229) over final 63 G...named CL Player of the Week for 9/2, as he closed the season with an 11-G hit streak during which he hit .386 (17-44)...entered season as Texas' 2nd-best prospect and "Best Hitter for Average" according to Baseball America...**2018:** Tabbed the 6th-best prospect in the Northwest League by Baseball America in his 1st professional season...had his signing officially announced on 4/19 and opened the season with the DSL Rangers 1...promoted to Short-A Spokane for the club's season opener on 6/15...ranked among the NWL leaders in walks (3rd, 34) and HR (T9th, 8)...**NOTES:** Prior to signing, spent previous 2 seasons in the independent Canadian American Association, batting .297 with 7 HR and 21 RBI in 2017...debuted in the Cuban National Series, Cuba's top league, at age 16 in 2012 and played 5 seasons in the circuit, posting a .293/.393/.430/.823 slash line in 297 games.

YEAR	CLUB	AVG	G	AB	R	H	TB	2B	3B	HR	RBI	SH	SF	BB-I	SO	SB	CS	HP	GDP	OBP	SLG
2018	DSL Rangers1	.409	7	22	10	9	15	1	1	1	3	0	0	9-0	7	2	3	2	0	.606	.682
	Spokane	.252	60	234	49	59	102	9	5	8	21	2	1	34-0	69	11	6	2	1	.351	.436
2019	Hickory	.250	10	40	7	10	16	1	1	1	5	0	1	3-0	12	4	1	0	0	.296	.400
	Down East	.248	113	407	59	101	172	21	4	14	58	1	4	39-0	144	28	12	5	3	.319	.423
2020		DID NOT PLAY																			
2021	Frisco	.242	81	285	45	69	105	13	4	5	28	6	0	42-0	112	20	0	8	3	.355	.368
2022	Frisco	.268	66	254	53	68	114	7	6	9	26	0	0	43-0	76	25	9	4	2	.382	.449
	Round Rock	.199	41	141	20	28	57	7	2	6	19	1	0	24-0	53	14	0	1	1	.319	.404
<b>MINOR TOTALS</b>		<b>.249</b>	<b>378</b>	<b>1383</b>	<b>243</b>	<b>344</b>	<b>581</b>	<b>59</b>	<b>23</b>	<b>44</b>	<b>160</b>	<b>10</b>	<b>6</b>	<b>194-0</b>	<b>473</b>	<b>104</b>	<b>31</b>	<b>22</b>	<b>10</b>	<b>.349</b>	<b>.420</b>

**MATEO, DANIEL****OF**

Ht./Wt.: 6-0/190

Born: July 3, 2001 in Boca Chica, DR

Bats/Throws: R/R

Resides: Boca Chica, DR

Acquired: Signed as a non-drafted free agent on May 14, 2019.

Signed By: Willy Espinal

**2022:** Batted .272 (111-408) with career highs in home runs (12) and RBI (55) over 107 games at the A-ball levels of the Texas farm system...opened the campaign at Down East (A), slashing .274/.317/.412/.729 (103-376) with 11 HR, 51 RBI, and 42 SB over 98 G, but finished with a 9-game stint at Hickory (A+) where he batted .250 (8-32) with one HR and 4 RBI...combined to go 43-for-56 (77%) in steal attempts on the season, finishing with the 6th-most steals in the Carolina League (42)...played primarily center field (78 G), but also saw action in left (14 G), and right field (7 G)...**2021:** Combined to bat .288/.340/.419/.759 (55-191) with 3 HR, 29 RBI and 19 SB over 51 G with ACL Rangers (Rk.) and Down East (A) in his stateside debut...was named Arizona Complex League Player of the Week for 6/28-7/4 after going 9-for-16 (.563) with 5 XBH (1 HR, 2 3B, 2 2B)...was promoted to Down East on 8/4 and batted .302 (26-86) in August, including a 5-for-5 outing on 8/19 at KAN...saw action defensively at all 3 outfield positions, primarily in centerfield: CF (28 GS), RF (11 GS), LF (10 GS)...participated in the Rangers' Fall Instructional League and Texas Tour games against local universities in October...**2020:** Did not see official game action after minor league season was canceled due to pandemic...**2019:** Made professional debut in 41 G with DSL Rangers 1, batting .294 (42-143) while appearing at all 3 outfield positions (CF-22, LF-10, 7-RF).

YEAR	CLUB	AVG	G	AB	R	H	TB	2B	3B	HR	RBI	SH	SF	BB-I	SO	SB	CS	HP	GDP	OBP	SLG
2019	DSL Rangers1	.294	41	143	25	42	54	6	3	0	24	0	3	13-0	28	14	5	3	2	.358	.378
2020		DID NOT PLAY																			
2021	ACL Rangers	.327	15	55	12	18	30	3	3	1	9	0	1	6-0	9	8	4	1	0	.397	.546
	Down East	.272	36	136	28	37	50	7	0	2	20	0	1	9-0	41	11	4	0	2	.315	.368
2022	Down East	.274	98	376	59	103	155	9	5	11	51	0	5	21-0	99	42	12	5	2	.317	.412
	Hickory	.250	9	32	4	8	13	0	1	1	4	0	0	3-0	13	1	1	1	0	.333	.406
<b>MINOR TOTALS</b>		<b>.280</b>	<b>199</b>	<b>742</b>	<b>128</b>	<b>208</b>	<b>302</b>	<b>25</b>	<b>12</b>	<b>15</b>	<b>108</b>	<b>0</b>	<b>10</b>	<b>52-0</b>	<b>190</b>	<b>76</b>	<b>26</b>	<b>10</b>	<b>6</b>	<b>.332</b>	<b>.407</b>

**MATON, JACOB****RHP**

Ht./Wt.: 6-1/195

Born: Aug. 22, 1999 in Springfield, IL

Bats/Throws: R/R

Resides: Chatham, IL

Acquired: Signed as a non-drafted free agent on July 26, 2022.

Signed By: Jay Heafner

**2022:** Did not see official game action after signing 1st professional contract on 7/26...**NOTES:** Jacob Benjamin Maton (pronounced MAY-tahn)...went 3-4 with a 5.24 ERA (45 ER/77.1 IP) and 75 strikeouts over 40 games/9 starts across 2 seasons at Coastal Carolina University (2021-22)...after missing the entire 2019 (Tommy John surgery) and 2020 (COVID-19 pandemic) campaigns, appeared in 15 games for the Chanticleers in 2021 before pairing a 1-1 record with a 3.41 ERA (11 ER/29.0 IP) and 30 strikeouts over team-leading 25 relief outings as a redshirt junior in 2022...was a 39th round selection by Seattle in the 2018 MLB Draft following a standout prep career at Glenwood High School in Chatham, Ill., where he went 7-1 with a 0.77 ERA as a senior...older brothers, Phil (Houston Astros) and Nick (Philadelphia Phillies), both saw Major League action in 2022.

**MATTHEWS, JOHN****RHP**

Ht./Wt.: 6-1/180

Born: Jan. 21, 1998 in Punxsutawney, PA

Bats/Throws: R/R

Resides: Punxsutawney, PA

Acquired: Selected in the 8th round of the 2019 June draft...signed on June 11, 2019.

Signed By: Chris Collins

**2022:** Spent majority of the campaign at Hickory (A+), going 5-1 with 2 saves and a 4.32 ERA (36 ER/75.0 IP) over 30 G/1 GS, before earning a late-season promotion to Frisco (AA) on 9/13...logged 5.0 SHO IP in lone start on 6/17 vs. Greenville...posted reverse splits, as RHB hit .235 (38-162) and LHB hit .200 (25-125)...**2021:** Paired a 5-4 record with a 6.78 ERA (51 ER/67.2 IP) in 24 G/11 GS for Low-A Down East in his 1st full minor league season...made first 14 appearances as a reliever before joining starting rotation on 7/14...went 3-3 with a 7.52 ERA (39 ER/46.2 IP) as a starter and 2-1, 5.14 ERA (12 ER/21.0 IP) as a reliever, but had a higher strikeouts per 9.0 innings figure in starts (11.6) than in relief (8.6)...**2020:** Did not see official game action after minor league season was canceled due to pandemic...**2019:** Went 1-2, 5.29 (10 ER/17.0 IP) in 10 G/3 GS with Short-A Spokane and the Rookie AZL Rangers in 1st pro action...**NOTES:** Played 3 seasons at Kent State University...was a position player as a freshman, a reliever as a sophomore, and opened junior year in the starting rotation...finished 2019 season with 91 SO in 77.2 IP...lettered 4 years in baseball and basketball at Punxsutawney Area (Pa.) High School...finished high school with a perfect 20-0 record and 172 career strikeouts...named District MVP and Central Penn Player of the Year as a senior...brother, Brandon, played baseball at Youngstown State University.

YEAR	CLUB	W-L	ERA	G	GS	CG	SHO	SV	IP	H	R	ER	HR	HB	BB-I	SO	WP	BK	
2019	AZL Rangers	1-0	5.00	5	0	0	0	0	9.0	6	5	5	0	4	6-0	12	2	0	
	Spokane	0-2	5.63	5	3	0	0	0	8.0	8	5	5	1	2	3-0	11	0	0	
2020		DID NOT PITCH																	
2021	Down East	5-4	6.78	24	11	0	0	0	67.2	80	54	51	9	12	28-0	80	4	0	
2022	Hickory	5-1	4.32	30	1	0	0	2	75.0	61	40	36	6	6	36-0	68	2	0	
	Frisco	0-0	5.40	3	0	0	0	0	3.1	2	2	2	0	0	4-0	4	0	0	
<b>MINOR TOTALS</b>		<b>11-7</b>	<b>5.47</b>	<b>67</b>	<b>15</b>	<b>0</b>	<b>0</b>	<b>2</b>	<b>163.0</b>	<b>157</b>	<b>106</b>	<b>99</b>	<b>16</b>	<b>24</b>	<b>77-0</b>	<b>175</b>	<b>8</b>	<b>0</b>	

**MCCARTY, DJ****LHP**

Ht./Wt.: 6-1/160

Born: Sept. 9, 2002 in Redlands, CA

Bats/Throws: R/R

Resides: Murrieta, CA

Acquired: Signed as a non-drafted free agent on June 15, 2020.

Signed By: Steve Flores

**2022:** Combined to post a 3-4 record, 5.44 ERA (29 ER/48.0 IP), and 9.9 strikeouts per 9.0 innings figure over 12 G/11 GS between the ACL Rangers (Rk.) and Down East (A)...made full season debut in Low-A start on 9/9 at Delmarva (L, 1.2 IP, 3 R-2 ER)...participated in the Rangers' Fall Instructional League program following the season...**2021:** Went 0-3 with a 7.76 ERA (23 ER/26.2 IP) in 16 G/2 GS for the ACL Rangers (R) in 1st pro action...participated in the Rangers' Fall Instructional League and Texas Tour games against local universities in October...**2020:** Signed by Texas as an non-drafted free agent on 6/15...did not see official game action after minor league season was canceled due to pandemic...**NOTES:** Dylan James McCarty...lettered three years at Temescal Canyon (Calif.) High School...as a junior in 2019, led his school to an Ivy League championship and earned the starting nod for the South team in the California Baseball Coaches Association North-South Series...was committed to Central Arizona College, where former Ranger Ian Kinsler began his collegiate career.

YEAR	CLUB	W-L	ERA	G	GS	CG	SHO	SV	IP	H	R	ER	HR	HB	BB-I	SO	WP	BK
2021	ACL Rangers	0-3	7.76	16	2	0	0	0	26.2	36	31	23	5	5	27-1	36	15	1
2022	ACL Rangers	3-3	5.24	11	10	0	0	0	46.1	52	33	27	1	7	24-0	51	13	0
	Down East	0-1	10.80	1	1	0	0	0	1.2	3	3	2	0	0	2-0	2	0	0
<b>MINOR TOTALS</b>		<b>3-7</b>	<b>6.27</b>	<b>28</b>	<b>13</b>	<b>0</b>	<b>0</b>	<b>0</b>	<b>74.2</b>	<b>91</b>	<b>67</b>	<b>52</b>	<b>6</b>	<b>12</b>	<b>53-1</b>	<b>89</b>	<b>28</b>	<b>1</b>

**MCDOWELL, THEO****RHP**

Ht./Wt.: 6-6/190

Born: Dec. 2, 1998 in Essex Junction, VT

Bats/Throws: L/R

Resides: Essex Junction, VT

Acquired: Selected in the 14th round of the 2018 June draft...signed on June 14, 2018.

Signed By: Takeshi Sakurayama

**2022:** Combined to go 5-2 with 3 saves, a 2.64 ERA (14 ER/47.2 IP), and 11.1 strikeouts per 9.0 innings figure over 38 relief appearances for Down East (A) and Hickory (A+)...ranked among TEX minor league pitchers (min. 40.0 IP) in opp. BA (1st, .159), WHIP (6th, 1.05), strikeout pct. (7th, 31.4%), and ERA (8th)...was promoted to Hickory on 6/30 and was part of combined no-hitters on 7/9 at Bowling Green (2.0 IP) and 8/11 at Greenville (2.0 IP)...**2021:** Split his 3rd professional season between the ACL Rangers (R) and Down East (A), totaling a 3-0 record and 7.07 ERA (22 ER/28.0 IP) over 18 relief appearances...struck out 50 of 133 (37.6%) batters faced...participated in the Rangers' Fall Instructional League and Texas Tour games against local universities in October...**2020:** Did not see official game action after minor league season was canceled due to pandemic...**2019:** Served a dual role for Short-A Spokane, going 0-4, 8.00 (16 ER/18.0 IP) in 7 starts and 1-1, 4.80 (8 ER/15.0 IP) in 5 relief outings...led the Indians in losses, T2nd-most in the Northwest League...**2018:** Appeared exclusively in relief in his 1st professional action...**NOTES:** Attended South Burlington (Vt.) High School before transferring to the Salisbury School in Connecticut where he played for 3 seasons...was a first-team All-League selection as a senior...named Western New England Pitcher of the Year in 2017...had committed to West Virginia University.

YEAR	CLUB	W-L	ERA	G	GS	CG	SHO	SV	IP	H	R	ER	HR	HB	BB-I	SO	WP	BK
2018	AZL Rangers	2-0	9.37	11	0	0	0	0	16.1	18	18	17	1	2	10-0	9	5	0
2019	Spokane	1-5	6.55	12	7	0	0	0	33.0	36	30	24	5	3	26-0	37	10	1
2020									DID NOT PITCH									
2021	Down East	1-0	7.63	9	0	0	0	1	15.1	17	13	13	3	1	13-0	27	7	1
	ACL Rangers	2-0	6.39	9	0	0	0	2	12.2	10	9	9	3	1	12-0	23	4	0
2022	Hickory	1-1	2.49	17	0	0	0	2	21.2	13	7	6	1	0	9-0	25	2	0
	Down East	4-1	2.77	21	0	0	0	1	26.0	13	9	8	1	0	15-0	34	4	0
<b>MINOR TOTALS</b>		<b>11-7</b>	<b>5.54</b>	<b>79</b>	<b>7</b>	<b>0</b>	<b>0</b>	<b>6</b>	<b>125.0</b>	<b>107</b>	<b>86</b>	<b>77</b>	<b>14</b>	<b>7</b>	<b>85-0</b>	<b>155</b>	<b>32</b>	<b>2</b>

**MEJIA, JUAN****LHP**

Ht./Wt.: 6-0/195

Born: Jan. 9, 1999 in Cotui, DR

Bats/Throws: L/L

Resides: Cotui, DR

Acquired: Signed as a non-drafted free agent on Aug. 29, 2016.

Signed By: Rafael Belen

**2022:** Went 0-1 with a 6.75 ERA (30 ER/40.0 IP) in 26 G/1 start across 3 levels of the TEX system: Hickory (A+), Down East (A), and ACL Rangers (Rk.)...**2021:** Posted a 2-2 record and 2.08 ERA (5 ER/21.2 IP) over 11 relief appearances for 3 different TEX farm clubs: ACL Rangers (Rk.), Hickory (A+) and Frisco (AA)...fanned 26 of 86 (30.2%) batters faced while issuing just 7 walks and allowing only one HR...participated in the Rangers' Fall Instructional League and Texas Tour games against local universities in October...**2020:** Did not see official game action after minor league season was canceled due to pandemic...**2019:** In his 1st stateside action, combined to go 5-1, 3.24 (15 ER/41.2 IP) in 18 relief outings with Short-A Spokane and AZL Rangers...**2018:** Ranked among Dominican Summer League leaders in wins (12nd, 7) and innings (8th, 71.0)...threw a pair of 6.0-inning complete games, one of 2 DSL pitchers with multiple CGs...**2017:** Led the DSL Rangers2 in wins (6) and innings (67.0), tied for the club lead in starts (12), and finished 3rd in strikeouts (48).

YEAR	CLUB	W-L	ERA	G	GS	CG	SHO	SV	IP	H	R	ER	HR	HB	BB-I	SO	WP	BK
2017	DSL Rangers2	6-2	2.42	12	12	0	0	0	67.0	58	22	18	2	1	12-0	48	6	1
2018	DSL Rangers1	7-2	2.15	12	12	2	0	0	71.0	69	23	17	3	4	8-0	48	3	0
2019	Spokane	4-1	2.88	14	0	0	0	0	34.1	31	15	11	0	1	11-0	28	3	0
	AZL Rangers	1-0	4.91	4	0	0	0	0	7.1	13	4	4	1	0	0-0	12	0	0
2020									DID NOT PITCH									
2021	ACL Rangers	1-0	1.08	5	0	0	0	1	8.1	4	2	1	0	0	1-0	14	1	0
	Frisco	0-0	0.00	1	0	0	0	0	1.0	0	0	0	0	0	2-0	2	0	0
	Hickory	1-2	2.92	5	0	0	0	0	12.1	9	4	4	1	0	4-0	10	2	0
2022	Hickory	0-0	5.12	13	1	0	0	0	19.1	18	11	11	3	1	6-0	16	0	0
	Down East	0-1	10.34	10	0	0	0	0	15.2	20	18	18	4	0	10-0	19	2	1
	ACL Rangers	0-0	1.80	3	0	0	0	0	5.0	6	1	1	0	0	1-0	2	0	0
<b>MINOR TOTALS</b>		<b>20-8</b>	<b>3.17</b>	<b>79</b>	<b>25</b>	<b>2</b>	<b>0</b>	<b>1</b>	<b>241.1</b>	<b>228</b>	<b>100</b>	<b>85</b>	<b>14</b>	<b>7</b>	<b>55-0</b>	<b>199</b>	<b>17</b>	<b>2</b>

**MENDEZ, WADY****OF**

Ht./Wt.: 6-0/155

Bats/Throws: L/L

Acquired: Signed as a non-drafted free agent on March 8, 2022.

Signed By: Willy Espinal/Nelson Muniz/Jonny Clum

Born: Oct. 14, 2004 in La Romana, DR

Resides: La Romana, DR

**2022:** Made his professional debut at age 17 over 49 games with DSL TEX Blue (Rk.)...slashed .302/.380/.509/.889 (51-169) with 7 triples, 4 home runs, 31 RBI, and 15 stolen bases, ranking among team leaders in 3B (1st), OPS (2nd), BA (2nd), RBI (2nd), TB (2nd, 86), SB (2nd), and HR (T2nd)...**NOTES:** Wady Emil Mendez...trained at the Encarnación Development Baseball System (Encarnación-EDS) in the Dominican.

YEAR	CLUB	AVG	G	AB	R	H	TB	2B	3B	HR	RBI	SH	SF	BB-I	SO	SB	CS	HP	GDP	OBP	SLG
2022	DSL TEX Blue	.302	49	169	31	51	86	9	7	4	31	0	1	18-1	48	15	5	4	1	.380	.509

**MENDOZA, BRAYAN****LHP**

Ht./Wt.: 6-0/160

Bats/Throws: L/L

Acquired: Signed as a non-drafted free agent on Jan. 18, 2021.

Born: Jan. 19, 2004 in Isla de Margarita, VZ

Resides: Porlamar, VZ

**2022:** Split campaign between DSL Rangers Red (Rk.) and ACL Rangers (Rk.), going 1-4 with one save and a 3.98 ERA (18 ER/40.2 IP) over 13 G/8 GS...promoted to ACL Rangers on 7/15 and saw his 1st stateside action...participated in the Rangers' Fall Instructional League program following the season...**2021:** Made his professional debut over 12 starts with DSL Rangers2 (Rk.)...**NOTES:** Brayan Alexander Mendoza.

YEAR	CLUB	W-L	ERA	G	GS	CG	SHO	SV	IP	H	R	ER	HR	HB	BB-I	SO	WP	BK
2021	DSL Rangers2	1-1	4.50	12	12	0	0	0	42.0	34	25	21	3	1	18-0	37	14	2
2022	DSL TEX Red	1-2	1.23	5	5	0	0	0	22.0	7	3	3	0	0	12-0	26	2	0
	ACL Rangers	0-2	7.23	8	3	0	0	1	18.2	24	15	15	4	0	8-0	18	0	0
<b>MINOR TOTALS</b>		<b>2-5</b>	<b>4.25</b>	<b>25</b>	<b>20</b>	<b>0</b>	<b>0</b>	<b>1</b>	<b>82.2</b>	<b>65</b>	<b>43</b>	<b>39</b>	<b>7</b>	<b>1</b>	<b>38-0</b>	<b>81</b>	<b>16</b>	<b>2</b>

**MENDOZA, DAMIAN****RHP**

Ht./Wt.: 6-2/210

Bats/Throws: L/R

Acquired: Signed as a non-drafted free agent on July 2, 2017.

Signed By: Manuel Velez

Born: Jan. 25, 2001 in Navojoa, Mexico

Resides: Navojoa, Mexico

**2022:** Spent majority of campaign with Down East (A), going 4-1 with 3 saves and a 2.48 ERA (17 ER/61.2 IP) in 33 relief outings...did not allow an ER in 18 straight games (31.0 IP) from 4/24-7/17 and finished with the 6th-lowest ERA in the Carolina League (min. 60.0 IP)...was promoted to High-A on 8/18 and made one appearance for the Crawdads on 8/19 vs. Winston-Salem (0.1 IP, 0 R, 1 BB)...returned to Low-A on 8/23 and finished season there...**2021:** Posted a 2-0 record, 1.38 ERA (2 ER/13.0 IP) and .156 opp. BA (7-45) in 5 relief app. and went 0-3, 10.08 (31 ER/27.2 IP) over 9 starts in 2nd season with Rookie-level ACL Rangers...made 4 relief appearances with Mayos de Navojoa of the Mexican Pacific Winter League...**2020:** Did not see official game action after minor league season was canceled due to pandemic...**2019:** Went 2-2, 3.29 (10 ER/27.1 IP) in 10 relief outings and had no record, 10.00 ERA (10 ER/9.0 IP) in 2 starts in his 1st campaign stateside...pitched in 8 G/1 GS for Mayos de Navojoa of the Mexican Pacific Winter League...**2018:** Led DSL Rangers2 with 6 wins in his pro debut, good for T8th in the DSL...averaged just 1.4 walks per 9 innings.

YEAR	CLUB	W-L	ERA	G	GS	CG	SHO	SV	IP	H	R	ER	HR	HB	BB-I	SO	WP	BK
2018	DSL Rangers2	6-1	2.58	11	11	0	0	0	59.1	56	20	17	0	1	9-0	40	2	0
2019	ACL Rangers	2-2	4.95	12	2	0	0	2	36.1	35	22	20	5	3	9-0	32	4	0
2020									DID NOT PITCH									
2021	ACL Rangers	2-3	7.30	14	9	0	0	1	40.2	53	37	33	4	7	16-0	43	8	2
2022	Down East	4-1	2.48	33	0	0	0	3	61.2	55	28	17	3	11	30-0	59	5	3
	Hickory	0-0	0.00	1	0	0	0	0	0.1	0	0	0	0	0	1-0	0	1	0
<b>MINOR TOTALS</b>		<b>14-7</b>	<b>3.95</b>	<b>71</b>	<b>22</b>	<b>0</b>	<b>0</b>	<b>6</b>	<b>198.1</b>	<b>199</b>	<b>107</b>	<b>87</b>	<b>12</b>	<b>23</b>	<b>65-0</b>	<b>174</b>	<b>20</b>	<b>5</b>

**MESA, ANDRES****INF**

Ht./Wt.: 5-11/200

Bats/Throws: R/R

Acquired: From Seattle in exchange for a PTBNL on June 14, 2021.

Born: Oct. 16, 2002 in Azua, DR

Resides: Azua, DR

**2022:** Batted .243 (36-148) with 11 doubles, one home run, and 26 RBI in 37 G for the ACL Rangers (Rk.) in his 1st Stateside action...made starts at all 4 infield positions: 2B (26), SS (4), 1B (4), and 3B (1)...**2021:** Acquired by Texas from Seattle in exchange for a PTBNL on 6/14 and batted .231 (46-199) with 5 home runs and 25 RBI over a team-high 55 G for DSL Rangers2 in his pro debut...made starts at SS (30), 2B (19) and 3B (5)...**2020:** Did not see official game action in the Seattle farm system after minor league season was canceled due to pandemic...**2019:** Did not play after signing 1st professional contract with Seattle as a non-drafted free agent on 7/2.

YEAR	CLUB	AVG	G	AB	R	H	TB	2B	3B	HR	RBI	SH	SF	BB-I	SO	SB	CS	HP	GDP	OBP	SLG
2021	DSL Rangers2	.231	55	199	30	46	74	11	1	5	25	0	2	24-0	57	13	6	3	0	.320	.372
2022	ACL Rangers	.243	37	148	21	36	52	11	1	1	26	0	1	8-1	51	11	3	3	2	.294	.351
<b>MINOR TOTALS</b>		<b>.236</b>	<b>92</b>	<b>347</b>	<b>51</b>	<b>82</b>	<b>126</b>	<b>22</b>	<b>2</b>	<b>6</b>	<b>51</b>	<b>0</b>	<b>3</b>	<b>32-1</b>	<b>108</b>	<b>24</b>	<b>9</b>	<b>6</b>	<b>2</b>	<b>.309</b>	<b>.363</b>

FRONT OFFICE

COACHES

PLAYERS

2022 REVIEW

OPPONENTS

RECORDS

DEVELOPMENT

MEDIA



**MITCHELL, ANDREW****LHP**

Ht./Wt.: 6-1/205

Born: Oct. 23, 1994 in New Orleans, LA

Bats/Throws: L/L

Resides: New Orleans, LA

Acquired: Signed as a minor league free agent on Jan. 23, 2023.

Signed By: Tommy Jackson (NYM)

**2023:** Signed with Texas as a minor league free agent on 1/23...**2022:** Combined to post a 1-1 record, 3 saves, and a 6.37 ERA (21 ER/29.2 IP) over 23 relief outings for Syracuse (AAA) and Binghamton (AA)...released by the Mets organization on 7/30...**2021:** Went 3-1 with 2 saves and a 3.89 ERA (17 ER/39.1 IP) in 22 relief appearances between Binghamton and Syracuse...registered a 9.8 strikeouts per 9.0 innings figure...logged final 3.0 innings of combined no-hitter with Binghamton on 6/22 at Reading (SV, 0 H, 0 BB, 1 SO), the club's 1st no-no since 2019...**2020:** Did not see official game action after minor league season was canceled due to pandemic...made 10 scoreless appearances with the Baseball Resume Bandits (Huntingburg, Ill.) of the independent Liberation League and had 4 scoreless outings with the Sydney Blue Sox of the Australian Baseball League...combined to strike out 31 of 56 (55.4%) batters faced with the 2 clubs...**2019:** Compiled a 3-0 record, 3 saves, a 2.19 ERA (12 ER/49.1 IP), and 11.5 strikeouts per 9.0 innings figure over 34 G/2 GS across 3 levels of the Mets farm system: Columbia (A), St. Lucie (A+), GCL Mets (Rk)...opponents batted .218, incl. 172 vs. LHB and .240 vs. RHB...on Injured List from 6/13-7/9, and made one rehab appearance with the GCL Mets...**2018:** Went 2-3 with 2 saves, a 1.17 ERA (3 ER/23.0 IP), and 12.5 strikeouts per 9.0 innings figure over 18 G for Kingsport (Rk.) and Brooklyn (Short-A) in his professional debut...was selected by New York-NL in the 14th round of the 2018 MLB Draft...signed on 6/16/18...**NOTES:** Andrew Longstreet Mitchell...Pitched 3 seasons at Auburn University (2016-18) and one season at Delgado College in New Orleans (2015)...redshirted his freshman season at Louisiana State University (2014)...combined to go 11-10 with 4 saves and 4.95 ERA (80 ER/145.1 IP) over 58 games/26 starts at Auburn...spent the summers of 2014-15 with the Battle Creek Bombers of the Northwoods League and was named the circuit's top pitching prospect in 2015...attended Jesuit High School in New Orleans, where he starred in both baseball and football...has 3 siblings, Emily, Catherine, and Henry.

YEAR	CLUB	W-L	ERA	G	GS	CG	SHO	SV	IP	H	R	ER	HR	HB	BB-I	SO	WP	BK	
2018	Kingsport	1-2	0.75	10	0	0	0	2	12.0	11	6	1	1	0	3-0	16	5	0	
	Brooklyn	1-1	1.64	8	0	0	0	0	11.0	10	5	2	1	1	3-0	16	0	0	
2019	Columbia	2-0	0.92	15	0	0	0	2	19.2	16	6	2	0	1	6-1	32	4	0	
	St. Lucie	1-0	3.14	18	1	0	0	1	28.2	23	10	10	2	1	10-0	30	0	0	
	GCL Mets	0-0	0.00	1	1	0	0	0	1.0	0	0	0	0	0	0-0	1	0	0	
2020	DID NOT PITCH																		
2021	Binghamton	3-1	2.15	17	0	0	0	2	29.1	23	7	7	1	1	7-0	34	1	0	
	Syracuse	0-0	9.00	5	0	0	0	0	10.0	13	10	10	3	0	6-0	9	1	0	
2022	Syracuse	0-0	5.17	10	0	0	0	0	15.2	18	10	9	3	1	12-0	14	1	0	
	Binghamton	1-1	7.71	13	0	0	0	3	14.0	13	12	12	2	0	10-0	16	1	0	
<b>MINOR TOTALS</b>		<b>9-5</b>	<b>3.38</b>	<b>97</b>	<b>2</b>	<b>0</b>	<b>0</b>	<b>10</b>	<b>141.1</b>	<b>127</b>	<b>66</b>	<b>53</b>	<b>13</b>	<b>5</b>	<b>57-1</b>	<b>168</b>	<b>13</b>	<b>0</b>	

**MITCHELL, TUCKER****C**

Ht./Wt.: 6-1/210

Born: Feb. 10, 2001 in Irving, TX

Bats/Throws: R/R

Resides: Bradenton Beach, FL

Acquired: Selected in the 14th round of the 2021 MLB Draft...signed on Aug. 1, 2021.

Signed By: Tommy Duenas

**2022:** Hit .185 (25-135) with 4 home runs and 17 RBI over 43 G with Down East (A) in his full season debut...endured pair of Injured List stints from 6/2-9 and 6/30-8/15 due to an oblique strain...rehabbed with the ACL Rangers (Rk.) from 8/5-15...participated in the Rangers' Fall Instructional League program following the season...**2021:** Batted .200 (10-50) with one HR and 5 RBI in 14 G with the ACL Rangers (Rk.) in his professional debut...made 5 GS at catcher, but also saw action at 1B (7 GS) and DH (2 GS)...participated in the Rangers' Fall Instructional League and Texas Tour games against local universities in October...**NOTES:** Batted .382 with 9 home runs and 55 RBI as a sophomore at the State College of Florida, Manatee-Sarasota (2021), earning First Team All-Suncoast Conference honors...spent the summer of 2021 playing for the West Virginia Black Bears of the MLB Draft League, where he was teammates with Texas' 2021 5th-round pick LHP Mitch Bratt...began college career at Florida Atlantic University (2020), appearing in 6 games...was originally committed to North Carolina State University before signing with the Rangers...was a national championship winner as a senior at IMG Academy in Bradenton, Fla. in 2019, guiding the Ascenders to the best record in program history (26-1, .963).

YEAR	CLUB	AVG	G	AB	R	H	TB	2B	3B	HR	RBI	SH	SF	BB-I	SO	SB	CS	HP	GDP	OBP	SLG
2021	ACL Rangers	.200	14	50	4	10	17	2	1	1	5	0	0	5-0	13	1	0	2	1	.298	.340
2022	Down East	.185	43	135	16	25	43	4	1	4	17	0	0	20-0	52	8	2	8	4	.325	.319
	ACL Rangers	.208	7	24	3	5	9	1	0	1	4	0	0	1-0	9	0	0	1	0	.269	.375
<b>MINOR TOTALS</b>		<b>.191</b>	<b>64</b>	<b>209</b>	<b>23</b>	<b>40</b>	<b>69</b>	<b>7</b>	<b>2</b>	<b>6</b>	<b>26</b>	<b>0</b>	<b>0</b>	<b>26-0</b>	<b>74</b>	<b>9</b>	<b>2</b>	<b>11</b>	<b>5</b>	<b>.313</b>	<b>.330</b>

**MOLLER, IAN****C**

Ht./Wt.: 6-1/215

Born: Oct. 26, 2002 in Dubuque, IA

Bats/Throws: R/R

Resides: Grand Prairie, TX

Acquired: Selected in the 4th round of the 2021 MLB Draft...signed on July 20, 2021.

Signed By: Dustin Smith

**2022:** 19-year-old served as the primary catcher at Down East (A), making a team-high 53 starts behind the plate in his full season debut...batted .201/.366/.315/.681 (37-184) with 5 home runs, 22 RBI, and 18 stolen bases...worked walks in 47 of 235 (20.0%) PA, registering the 3rd-highest walk rate in the Carolina League (min. 200 PA)...slashed .261/.430/.409/.839 (23-88) with 3 HR, 12 RBI, and 25 BB/31 SO over final 30 G (beg. 7/14) to close the season...1st career multi-HR game on 8/9 at Fayetteville (2 HR)...**2021:** Appeared in 15 G for the ACL Rangers (Rk.) after being selected by Texas in the 4th round of the 2021 MLB Draft, making 12 GS at catcher...batted .220/.381/.480/.861 (11-50) with 7 of his 11 hits going for extra bases (3 HR, 4 2B)...reached base safely via H or BB in 12 of 15...threw out 3 of 21 (14.3%) attempted base stealers...participated in the Rangers' Fall Instructional League and Texas Tour games against local universities in October...**NOTES:** Ian Charles Moller...attended Wahlert Catholic High School in Dubuque, Iowa...did not play on the baseball team at Wahlert, instead opting to play on the showcase circuit...family owns and operates Built Not Born Baseball, a baseball training facility in Iowa...rated by MLB Pipeline as the no. 124 overall prospect and 9th-best catcher in the 2021 draft class...originally committed to play at Louisiana State University following his freshman year of high school...is the great-grandson of former Negro League baseball player Hubert Ross Sr.

YEAR	CLUB	AVG	G	AB	R	H	TB	2B	3B	HR	RBI	SH	SF	BB-I	SO	SB	CS	HP	GDP	OBP	SLG
2021	ACL Rangers	.220	15	50	11	11	24	4	0	3	9	0	0	9-1	20	0	2	4	2	.381	.480
2022	Down East	.201	60	184	29	37	58	6	0	5	22	0	2	47-0	63	18	2	4	4	.366	.315
<b>MINOR TOTALS</b>		<b>.205</b>	<b>75</b>	<b>234</b>	<b>40</b>	<b>48</b>	<b>82</b>	<b>10</b>	<b>0</b>	<b>8</b>	<b>31</b>	<b>0</b>	<b>2</b>	<b>56-1</b>	<b>83</b>	<b>18</b>	<b>4</b>	<b>6</b>	<b>6</b>	<b>.369</b>	<b>.350</b>

**MONTALVO, JOSEPH****RHP**

Ht./Wt.: 6-1/190

Born: May 4, 2002 in Bayamon, PR

Bats/Throws: S/R

Resides: Kissimmee, FL

Acquired: Selected in the 20th round of the 2021 MLB Draft...signed on July 30, 2021.

Signed By: Brett Campbell

FRONT OFFICE

**2022:** Made his professional debut over 10 G/1 GS with the ACL Rangers (Rk.), going 4-0 with a 2.31 ERA (6 ER/23.1 IP)...struck out 36 of 96 (37.5%) batters faced while issuing just 3 walks...participated in the Rangers' Fall Instructional League program following the season...**2021:** Did not see official game action after being selected by Texas in the 20th round of the 2021 MLB Draft...participated in Rangers' Fall Instructional League and Texas Tour against local universities in October...**NOTES:** Prepped at Central Pointe Christian Academy in Kissimmee, Fla...originally committed to play at Eastern Florida State Univ...draft selection was dedicated to late country music legend Charley Pride.

YEAR	CLUB	W-L	ERA	G	GS	CG	SHO	SV	IP	H	R	ER	HR	HB	BB-I	SO	WP	BK
2022	ACL Rangers	4-0	2.31	10	1	0	0	0	23.1	22	6	6	1	1	3-0	36	2	0

**MOREL, YOHANSE****RHP**

Ht./Wt.: 6-0/170

Born: Aug. 23, 2000 in Samaná, D.R.

Bats/Throws: R/R

Resides: Samaná, D.R.

Acquired: In a trade with Kansas City on June 3, 2022.

COACHES

**2022:** Combined to go 2-3 with a 5.72 ERA (29 ER/45.2 IP) over 33 relief outings between High-A Quad Cities (KC) and Hickory (TEX)...acquired by Texas via trade with Kansas City on 6/3 in exchange for RHP Albert Abreu...registered a 6.75 ERA (21 ER/28.0 IP) in 23 G for the Crawdads following the trade...**2021:** Spent entire season with Quad Cities (A+), posting a 4-2 record, 2 saves, and a 6.66 ERA (37 ER/50.0 IP) in 30 G/2 GS...**2020:** Did not see official game action after minor league season was canceled due to pandemic...**2019:** Had a 2-6 record and 6.02 ERA (35 ER/52.1 IP) over 14 G/11 GS with Lexington (A) in his 1st full season in the Royals organization...**2018:** Made his professional debut over 13 G/8 GS in the Dominican Summer League, splitting time between the Nationals and Royals organizations...acquired by Kansas City from Washington, along with 3B Kelvin Gutierrez and OF Blake Perkins, in exchange for RHP Kelvin Herrera on 6/18/18...**2017:** Did not see official game action after signing with Washington as a non-drafted free agent on 7/2/2017.

YEAR	CLUB	W-L	ERA	G	GS	CG	SHO	SV	IP	H	R	ER	HR	HB	BB-I	SO	WP	BK
2018	Nationals	0-0	8.10	1	1	0	0	0	3.1	6	4	3	0	4	1-0	5	0	0
	AZL Royals	1-2	3.71	12	7	0	0	0	43.2	40	18	18	1	1	16-0	47	6	0
2019	Lexington	2-6	6.02	14	11	0	0	1	52.1	64	48	35	7	9	21-0	57	11	0
2020									DID NOT PITCH									
2021	Quad Cities	4-2	6.66	30	2	0	0	2	50.0	54	44	37	8	5	32-1	45	8	1
2022	Quad Cities	2-2	4.08	10	0	0	0	0	17.2	20	10	8	0	0	10-3	21	1	0
	Hickory	0-1	6.75	23	0	0	0	0	28.0	36	24	21	4	5	15-0	30	4	2
<b>MINOR TOTALS</b>		<b>9-13</b>	<b>5.63</b>	<b>90</b>	<b>21</b>	<b>0</b>	<b>0</b>	<b>3</b>	<b>195.0</b>	<b>220</b>	<b>148</b>	<b>122</b>	<b>20</b>	<b>24</b>	<b>95-4</b>	<b>205</b>	<b>30</b>	<b>3</b>

PLAYERS

2022 REVIEW

**MORENO, JESUS****C**

Ht./Wt.: 5-11/190

Born: April 16, 2001 in Valencia, VZ

Bats/Throws: R/R

Resides: Guacara, VZ

Acquired: Signed as a non-drafted free agent on Jan. 12, 2018.

Signed By: Johnny Gomez

OPPONENTS

**2022:** Returned to the ACL Rangers (Rk.) and slashed .271/.333/.427/.760 (26-96) with 3 home runs and 19 RBI over 28 G...made 17 starts at catcher, throwing out 5 of 29 (17.2%) attempted base stealers, but also saw action at first base (5 GS)...**2021:** Appeared in 29 G for the ACL Rangers (Rk.), including 9 GS at catcher...threw out 6 of 25 (24.0%) of attempted base stealers...participated in Rangers' Fall Instructional League and Texas Tour against local universities in October...**2020:** Did not see official game action after minor league season was canceled due to pandemic...**2019:** Combined to bat .292 (35-120) with one HR and 20 RBI in 33 G with both DSL clubs...made 30 GS at catcher, throwing out 24 of 63 (38%) attempted stealers...**2018:** Appeared in 10 G for DSL Rangers2 in his pro debut.

YEAR	CLUB	AVG	G	AB	R	H	TB	2B	3B	HR	RBI	SH	SF	BB-I	SO	SB	CS	HP	GIDP	OBP	SLG
2018	DSL Rangers2	.222	10	18	2	4	4	0	0	0	2	0	0	3-0	9	0	2	1	0	.364	.222
2019	DSL Rangers2	.235	22	81	11	19	24	5	0	0	10	0	0	11-0	18	0	0	2	1	.340	.296
	DSL Rangers1	.410	11	39	6	16	24	5	0	1	10	0	1	2-0	6	0	0	1	0	.442	.615
2020											DID NOT PLAY										
2021	ACL Rangers	.174	29	69	10	12	18	1	1	1	8	0	1	13-0	27	2	2	5	1	.341	.261
2022	ACL Rangers	.271	28	96	19	26	41	4	1	3	19	0	2	7-0	31	2	1	3	1	.333	.427
<b>MINOR TOTALS</b>		<b>.254</b>	<b>100</b>	<b>303</b>	<b>48</b>	<b>77</b>	<b>111</b>	<b>15</b>	<b>2</b>	<b>5</b>	<b>49</b>	<b>0</b>	<b>4</b>	<b>36-0</b>	<b>91</b>	<b>4</b>	<b>5</b>	<b>12</b>	<b>3</b>	<b>.352</b>	<b>.366</b>

RECORDS

**MORROBEL, YEISON****OF**

Ht./Wt.: 6-1/190

Born: Dec. 8, 2003 in Luperon, DR

Bats/Throws: L/L

Resides: Luperon, DR

Acquired: Signed as a non-drafted free agent on Jan. 15, 2021.

Signed By: Willy Espinal and JC Alvarez

DEVELOPMENT

**2022:** 18-year-old slashed .315/.391/.455/.846 (56-178) with 3 home runs, 14 doubles, and 24 RBI in 49 G with the ACL Rangers (Rk.) and Down East (A)...batted .329/.405/.487/.891 (50-152) with 3 HR and 21 RBI over 41 G in Arizona, earning Rookie-level postseason All-Star honors from Baseball America...also rated as the 8th-best prospect in the Arizona Complex League by BA...was named ACL Player of the Week for 8/1-7 after going 9-for-17 (.529) with 2 HR, 3 2B, and 3 RBI over 4 G...received promotion on 8/28 to Down East, where he hit .231 (6-26) in 8 G...made starts at all 3 outfield positions: 18-LF, 14-RF, 13-CF...**2021:** Slashed .270/.395/.411/.806 (50-185) over 51 G for DSL Rangers1 in his professional debut, totaling more walks (30) than strikeouts (25)...led team and finished 74th in the DSL with 6 triples...batted .323 (21-65) over 18 G in September to close season...made all 50 starts in CF and recorded team-high 7 outfield assists...participated in the Rangers' Fall Instructional League and Texas Tour games against local universities in October...entered season rated as no. 20 prospect in TEX farm system by Baseball America...**2020:** Did not see official game action after signing 1st professional contract on 1/15/21...**NOTES:** Rated by Baseball America as the 18th-best prospect in the 2020 international signing class...was a member of Edgar Mercedes' 'Born To Play' program in the Dominican Republic.

MEDIA

YEAR	CLUB	AVG	G	AB	R	H	TB	2B	3B	HR	RBI	SH	SF	BB-I	SO	SB	CS	HP	GDP	OBP	SLG
2021	DSL Rangers1	.270	51	185	33	50	76	11	6	1	30	1	3	30-0	25	8	4	10	4	.395	.411
2022	ACL Rangers	.329	41	152	31	50	74	13	1	3	21	0	1	17-0	34	5	5	3	3	.405	.487
	Down East	.231	8	26	3	6	7	1	0	0	3	0	0	3-0	6	2	1	0	1	.310	.269
<b>MINOR TOTALS</b>		<b>.292</b>	<b>100</b>	<b>363</b>	<b>67</b>	<b>106</b>	<b>157</b>	<b>25</b>	<b>7</b>	<b>4</b>	<b>54</b>	<b>1</b>	<b>4</b>	<b>50-0</b>	<b>65</b>	<b>15</b>	<b>10</b>	<b>13</b>	<b>8</b>	<b>.393</b>	<b>.433</b>

**MOSS, KEITHRON****INF**

Ht./Wt.: 5-11/190

Born: Aug. 20, 2001 in Nassau, Bahamas

Bats/Throws: S/R

Resides: Nassau, Bahamas

Acquired: Signed as a non-drafted free agent on Dec. 13, 2017.

Signed By: Cliff Terracuso/Ross Fenstermaker

**2022:** Limited to 19 G with the ACL Rangers (Rk)...participated in the Rangers' Fall Instructional League program following the season...competed in the 'Don't Blink' home run derby held in the Bahamas on 12/23/22, wearing the name "KMOSS" on the back of his jersey...the event featured many current/former players and prospects, including MLB All-Star Jazz Chisholm Jr. and fellow Texas farmhand Zion Bannister...**2021:** Played 61 G for Low-A Down East in his full-season debut, but finished season with ACL Rangers (Rk)...went 21-for-24 (87.5%) in steal attempts...participated in the Rangers' Fall Instructional League and Texas Tour games against local universities in October...**2020:** Did not see official game action after minor league season was canceled due to pandemic...posted a .304/.373/.630(1.003) slash line with 3 HR, 6 RBI, 4 2B in Fall Developmental League...**2019:** Rated as the 12th-best prospect in the AZL by Baseball America following the season...logged 29 starts at 2B (17 GS), 3B (11 GS), and LF (1 GS) for the AZL Rangers...batted .321 (9-28) as a RHB and .304 (28-92) as LHB...went 6-for-14 (.429) in playoffs during club's AZL title run...**2018:** Debuted in the Dominican Summer League.

YEAR	CLUB	AVG	G	AB	R	H	TB	2B	3B	HR	RBI	SH	SF	BB-I	SO	SB	CS	HP	GDP	OBP	SLG
2018	DSL Rangers1	.196	51	163	29	32	45	11	1	0	23	1	1	35-0	62	8	7	4	1	.350	.276
2019	ACL Rangers	.308	34	120	27	37	53	4	3	2	14	1	1	21-0	40	8	2	4	1	.425	.442
DID NOT PLAY																					
2021	Down East	.171	61	187	27	32	63	8	4	5	22	0	2	28-0	96	14	3	6	0	.296	.337
	ACL Rangers	.259	7	27	7	7	8	1	0	0	3	0	0	3-0	10	7	0	2	1	.375	.296
2022	ACL Rangers	.163	19	49	9	8	9	1	0	0	2	0	1	11-0	24	10	1	2	2	.333	.184
<b>MINOR TOTALS</b>		<b>.213</b>	<b>172</b>	<b>546</b>	<b>99</b>	<b>116</b>	<b>178</b>	<b>25</b>	<b>8</b>	<b>7</b>	<b>64</b>	<b>2</b>	<b>5</b>	<b>98-0</b>	<b>232</b>	<b>47</b>	<b>13</b>	<b>18</b>	<b>5</b>	<b>.348</b>	<b>.326</b>

**MOTA, ALBERTO****RHP**

Ht./Wt.: 5-11/205

Born: Feb. 17, 2003 in Maracay, VZ

Bats/Throws: R/R

Resides: San Juan de los Morros, VZ

Acquired: Signed as a non-drafted free agent on Jan. 16, 2021.

Signed By: Jonny Clum and Rafic Saab

**2022:** Went 2-0 with 5 saves, a 1.72 ERA (6 ER/31.1 IP), and 12.4 strikeouts per 9.0 innings figure over 23 relief outings between the ACL Rangers (Rk.) and Down East (A) in his Stateside debut...promoted to Low-A on 8/11 and remained at the level for the rest of the season...participated in the Rangers' Fall Instructional League program following the season...**2021:** Struck out 37 of 73 (50.7%) BF over 14 G (18.0 IP) with DSL Rangers2 in his pro debut...signed with TEX as a non-drafted free agent on 1/16.

YEAR	CLUB	W-L	ERA	G	GS	CG	SHO	SV	IP	H	R	ER	HR	HB	BB-I	SO	WP	BK
2021	DSL Rangers2	2-0	3.00	14	0	0	0	3	18.0	9	6	6	0	0	9-0	37	4	0
2022	ACL Rangers	2-0	1.33	16	0	0	0	4	20.1	17	6	3	0	1	9-0	28	3	1
	Down East	0-0	2.45	7	0	0	0	1	11.0	8	3	3	0	1	9-0	15	2	0
<b>MINOR TOTALS</b>		<b>4-0</b>	<b>2.19</b>	<b>37</b>	<b>0</b>	<b>0</b>	<b>0</b>	<b>8</b>	<b>49.1</b>	<b>34</b>	<b>15</b>	<b>12</b>	<b>0</b>	<b>2</b>	<b>27-0</b>	<b>80</b>	<b>9</b>	<b>1</b>

**MRAZ, SPENCER****RHP**

Ht./Wt.: 6-9/250

Born: May 5, 1998 in Middleburg Heights, OH

Bats/Throws: R/R

Resides: Middleburg Heights, OH

Acquired: Selected in the 33rd round of the 2019 June draft...signed on June 12, 2019.

Signed By: Chris Collias

**2022:** Returned to Hickory (A+) and led the staff in appearances (40), going 2-2 with a 5.40 ERA (33 ER/55.0 IP) while pitching exclusively in relief...struck out 68 of 244 (27.9%) batters faced, but 6.38 walks per 9.0 innings figure was 4th-highest in South Atlantic League...**2021:** Made his full-season debut with Down East (A) and Hickory (A+), combining for a 4-4 record, 5.23 ERA (24 ER/41.1 IP) and 7 saves over 30 G/1 GS...went 4-4, 4.55 (16 ER/31.2 IP) in 22 relief app. for Down East before promotion to Hickory on 8/11...struck out 57 of 196 (29.1%) batters faced and held opponents to a .244 BA (40-164)...made 9 relief appearances for the Surprise Saguaros of the Arizona Fall League: no record, 8.31 ERA (8 ER/8.2 IP), 9 SO/7 BB...**2020:** Did not see official game action after minor league season was canceled due to pandemic...pitched in the Fall Developmental League: 12.0 IP, 12 H, 9 R, 10 BB, 12 SO...**2019:** Went 2-2, 3.25 (10 ER/27.2 IP) in 17 G/2 GS for Short-A Spokane and the Rookie AZL Rangers...promoted to Spokane on 8/17...**NOTES:** Pitched 3 seasons at Miami University in Ohio, finishing career with a 3.92 ERA in 48 games/27 starts...struck out a career-high 13 over 7.1 innings on 4/13/19 vs. Bowling Green after taking a no-hitter into the 7th...attended Berea-Midpark (Ohio) High School near Cleveland, where he lettered 3 times in baseball, twice in football, and once in basketball.

YEAR	CLUB	W-L	ERA	G	GS	CG	SHO	SV	IP	H	R	ER	HR	HB	BB-I	SO	WP	BK	
2019	AZL Rangers	1-1	1.52	14	0	0	0	1	23.2	12	5	4	1	4	10-0	32	4	0	
	Spokane	1-1	13.50	3	2	0	0	0	4.0	7	6	6	0	0	3-0	5	1	0	
DID NOT PITCH																			
2021	Down East	4-4	4.55	22	0	0	0	7	31.2	27	16	16	2	8	16-1	44	7	1	
	Hickory	0-0	7.45	8	1	0	0	0	9.2	13	11	8	2	2	5-0	13	1	0	
2022	Hickory	2-2	5.40	40	0	0	0	3	55.0	46	37	33	8	3	39-0	68	9	0	
<b>MINOR TOTALS</b>		<b>8-8</b>	<b>4.86</b>	<b>87</b>	<b>3</b>	<b>0</b>	<b>0</b>	<b>11</b>	<b>124.0</b>	<b>105</b>	<b>75</b>	<b>67</b>	<b>13</b>	<b>17</b>	<b>73-1</b>	<b>162</b>	<b>22</b>	<b>1</b>	

**NARVAEZ, EFRENYER**

HT./Wt.: 5-10/200

Bats/Throws: R/R

Acquired: Signed as a non-drafted free agent on July 25, 2018.

Signed By: Carlos Gonzalez

Born: July 25, 2002 in La Guaira, VZ

Resides: La Guaira, VZ

FRONT OFFICE

**2022:** Hit .214 (51-238) with 3 home runs and 26 RBI over 64 G between Down East (A) and the ACL Rangers (Rk.)...threw out 24 of 95 (25.3%) attempted base stealers in 59 starts at catcher...opened the season at Low-A, but was demoted to the ACL Rangers on 8/6...returned to Down East on 8/31 and finished season there...**2021:** Batted .353/.428/.500/.928 (41-116) with 2 HR and 24 RBI over 35 G for the ACL Rangers (Rk.) in his stateside debut...ranked among Arizona Complex League leaders (min. 100 AB) in BA (4th), OBP (7th) and OPS (12th)...tallied a pair of lengthy hit streaks: 6/29-8/2 (13 G) and 8/7-26 (10 G)...made majority of starts as a catcher (22), but also saw action at first base (7) and designated hitter (6)...threw out 11 of 38 (28.9%) attempted base stealers...participated in the Rangers' Fall Instructional League and Texas Tour games against local universities in October...**2020:** Did not see official game action after minor league season was canceled due to pandemic...**2019:** Had more walks (25) than strikeouts (20) in pro debut with DSL Rangers 1.

COACHES

YEAR	CLUB	AVG	G	AB	R	H	TB	2B	3B	HR	RBI	SH	SF	BB-I	SO	SB	CS	HP	GDP	OBP	SLG
2019	DSL Rangers 1	.226	33	102	20	23	29	4	1	0	16	1	2	25-0	20	0	1	3	3	.386	.284
2020		DID NOT PLAY																			
2021	ACL Rangers	.353	35	116	18	41	58	7	2	2	24	0	4	14-0	30	0	2	4	2	.428	.500
2022	Down East	.205	56	210	16	43	60	6	1	3	22	0	2	13-0	66	5	3	5	5	.265	.286
	ACL Rangers	.286	8	28	6	8	10	0	1	0	4	0	0	4-0	8	0	0	1	0	.394	.357
<b>MINOR TOTALS</b>		<b>.252</b>	<b>132</b>	<b>456</b>	<b>60</b>	<b>115</b>	<b>157</b>	<b>17</b>	<b>5</b>	<b>5</b>	<b>66</b>	<b>1</b>	<b>8</b>	<b>56-0</b>	<b>124</b>	<b>5</b>	<b>6</b>	<b>13</b>	<b>10</b>	<b>.345</b>	<b>.344</b>

**OJEDA, MIGUEL**

HT./Wt.: 6-0/200

Bats/Throws: R/R

Acquired: Signed as a non-drafted free agent on March 1, 2022.

Signed: Andre Park

Born: June 16, 2000 in Guaymas, Mexico

Resides: Guaymas, Mexico

PLAYERS

**2022:** Batted .300 (21-70) with 6 doubles and 11 RBI over 31 G with both of the Rangers' Rookie-level Dominican Summer League clubs in his affiliated baseball debut...recorded more walks (11) than strikeouts (10)...made 17 starts behind the plate, throwing out 11 of 45 (24%) of attempted base stealers...**2021:** Hit .208 (15-72) with one HR and 3 RBI in 25 G with Oaxaca of the independent Mexican League, making 18 starts at catcher...**2019-20:** Did not see official game action...**2018:** 18-year-old made his professional debut over 5 appearances with Durango of the Fall Mexican League...**NOTES:** Miguel Arturo Ojeda.

2022 REVIEW

YEAR	CLUB	AVG	G	AB	R	H	TB	2B	3B	HR	RBI	SH	SF	BB-I	SO	SB	CS	HP	GDP	OBP	SLG
2022	DSL TEX Red	.333	11	27	4	9	12	3	0	0	8	0	1	5-0	4	0	1	1	0	.441	.444
	DSL TEX Blue	.279	20	43	4	12	3	0	0	0	3	0	1	6-0	6	0	0	0	0	.360	.349
<b>MINOR TOTALS</b>		<b>.252</b>	<b>132</b>	<b>456</b>	<b>60</b>	<b>115</b>	<b>157</b>	<b>17</b>	<b>5</b>	<b>5</b>	<b>66</b>	<b>1</b>	<b>8</b>	<b>56-0</b>	<b>124</b>	<b>5</b>	<b>6</b>	<b>13</b>	<b>10</b>	<b>.345</b>	<b>.344</b>

**ORTEGA, TEODORO**

HT./Wt.: 5-11/165

Bats/Throws: R/R

Acquired: In a 3-player trade with Oakland on Aug. 31, 2018.

Born: March 12, 2000 in Panama City, Panama

Resides: Panama City, Panama

OPPONENTS

**2022:** Returned to Down East (A) and posted a 1-1 record and 5.79 ERA (9 ER/14.0 IP) over 10 relief outings before undergoing season-ending Tommy John™ ligament replacement surgery on 7/27/22...**2021:** Went 3-1 with a 2.91 ERA (11 ER/34.0 IP) over 17 G/1 GS for Low-A Down East in his full-season debut...on injured list from 9/7-end of season with right elbow injury, but did not have surgery...**2020:** Did not see official game action after minor league season was canceled due to pandemic...pitched in Béisbol Nacional Mayor, a fall tournament that ran from October to mid-November in Panama...went 1-0 with a 1.00 ERA (1 ER/9.0 IP) and held opposing hitters to a .133 (4-30) batting average...**2019:** Made Texas organization debut with Short-A Spokane...went 0-2, 2.49 (7 ER/25.1 IP) in 6 starts and 2-0, 3.44 (7 ER/18.1 IP) in 6 relief outings...**2018:** Made pro debut with DSL Athletics...acquired by Texas from Oakland, along with RHP Abdell Mendoza, in exchange for RHP Cory Garrin on 8/31.

RECORDS

YEAR	CLUB	W-L	ERA	G	GS	CG	SHO	SV	IP	H	R	ER	HR	HB	BB-I	SO	WP	BK		
2018	AZL Athletics	3-1	2.11	14	6	0	0	0	42.2	27	14	10	0	9	11-0	48	6	0		
2019	Spokane	2-2	2.89	12	6	0	0	0	43.2	37	14	14	6	7	14-0	37	1	0		
2020		DID NOT PITCH																		
2021	Down East	3-1	2.91	17	1	0	0	1	34.0	28	18	11	2	5	15-0	34	2	2		
2022	Down East	1-1	5.79	10	0	0	0	0	14.0	13	12	9	1	0	8-1	19	2	0		
<b>MINOR TOTALS</b>		<b>9-5</b>	<b>2.95</b>	<b>53</b>	<b>13</b>	<b>0</b>	<b>0</b>	<b>1</b>	<b>134.1</b>	<b>105</b>	<b>58</b>	<b>44</b>	<b>9</b>	<b>21</b>	<b>48-1</b>	<b>138</b>	<b>11</b>	<b>2</b>		

**ORTIZ, ABIMELEC**

HT./Wt.: 6-0/230

Bats/Throws: L/L

Acquired: Signed as a non-drafted free agent on July 28, 2021.

Signed By: Rafael Santiago

Born: Feb. 22, 2002 in Bayamon, PR

Resides: Vega Baja, PR

DEVELOPMENT

**2022:** Batted .226 (66-292) with 11 home runs and 39 RBI over 93 G at Down East (A) in his stateside debut...slashed .202/.287/.303/.590 (40-198) across first 60 G and .277/.352/.543/.895 (26-94) over final 33 G (beg. 7/24)...served as Wood Ducks' primary first baseman (72 GS), but also saw action in right field (9 GS)...participated in the Rangers' Fall Instructional League program following the season...went 2-for-4 with a double and RBI in 2 G for Gigantes De Carolina of the Puerto Rican Winter League...**2021:** Led the Dominican Summer League in home runs (11) and slugging pct. (.581) in his professional debut with DSL Rangers 1...recorded more walks (33) than strikeouts (31), and posted the 4th-highest OPS (1.000) among league qualifiers despite batting just .231 (30-129)...appeared exclusively at 1B, making just one error in 40 G/GS...went 3-for-15 (.200) with 2 2B and 3 BB in 12 G for Gigantes De Carolina of the Puerto Rican Winter League...signed with Texas as a non-drafted free agent on 7/30...participated in the Rangers' Fall Instructional League and Texas Tour games against local universities in October...**NOTES:** Batted .349 (58-166) with 9 HR and 47 RBI during lone season at Florida Southwestern State College in Fort Myers, Florida in 2020-21...was a member of the Carlos Beltran Baseball Academy in Puerto Rico...trains with former MLB first baseman Carlos Delgado.

MEDIA

YEAR	CLUB	AVG	G	AB	R	H	TB	2B	3B	HR	RBI	SH	SF	BB-I	SO	SB	CS	HP	GDP	OBP	SLG
2021	DSL Rangers1	.233	40	129	33	30	75	10	1	11	33	0	1	33-1	31	5	1	9	3	.419	.581
2022	Down East	.226	93	292	37	66	111	8	2	11	39	0	3	32-0	93	6	7	4	2	.308	.380
<b>MINOR TOTALS</b>		<b>.228</b>	<b>133</b>	<b>421</b>	<b>70</b>	<b>96</b>	<b>186</b>	<b>18</b>	<b>3</b>	<b>22</b>	<b>72</b>	<b>0</b>	<b>4</b>	<b>65-1</b>	<b>124</b>	<b>11</b>	<b>8</b>	<b>13</b>	<b>5</b>	<b>.346</b>	<b>.442</b>

**OSUNA, ALEJANDRO****OF**

Ht./Wt.: 5-10/195

Born: Oct. 10, 2002 in Ahome, Mexico

Bats/Throws: L/L

Resides: Ahome, Mexico

Acquired: Signed as a non-drafted free agent on Oct. 6, 2020.

Signed By: Efrain Lara

**2022:** 19-year-old batted .302/.378/.427/.805 (106-351) with 9 home runs, 54 RBI, and 34 steals in 97 G across 2 levels of the Texas farm system: Down East (A) and Hickory (A+)...despite earning a promotion to Hickory at the end of July, finished the season ranked among Carolina League leaders (min. 300 PA) in BA (3rd, .308), OBP (15th, .394), OPS (6th, .845), and stolen bases (11th, 32)...made starts at all 3 outfield positions: 44-LF, 21-CF, 14-RF...on Injured List from 9/3-end of season (sore groin)...**2021:** Made his professional debut at the age of 18 over 66 G for Down East (A)...slashed .224/.349/.383/.732 (45-201) with 20 of his 45 hits (44.4%) going for extra bases (6 HR, 14 2B)...participated in the Rangers' Fall Instructional League and Texas Tour games against local universities in October...appeared in 35 G for Charros de Jalisco of the Mexican Pacific Winter League, batting .273 (18-66) and recording nearly as many walks (15) as strikeouts (18)...**NOTES:** Tadeo Alejandro Osuna...younger brother of 2017 A.L. All-Star selection Roberto Osuna and nephew of former MLB pitcher Antonio Osuna.

YEAR	CLUB	AVG	G	AB	R	H	TB	2B	3B	HR	RBI	SH	SF	BB-I	SO	SB	CS	HP	GDP	OBP	SLG
2021	Down East	.224	66	201	36	45	77	14	0	6	36	2	1	34-0	74	17	5	5	1	.349	.383
2022	Down East	.308	76	273	54	84	123	13	1	8	44	3	3	36-0	51	32	15	5	2	.394	.451
	Hickory	.282	21	78	14	22	27	2	0	1	10	0	4	6-0	17	2	3	0	1	.318	.346
<b>MINOR TOTALS</b>		<b>.274</b>	<b>163</b>	<b>552</b>	<b>104</b>	<b>151</b>	<b>227</b>	<b>29</b>	<b>1</b>	<b>15</b>	<b>90</b>	<b>5</b>	<b>8</b>	<b>76-0</b>	<b>142</b>	<b>51</b>	<b>23</b>	<b>10</b>	<b>4</b>	<b>.367</b>	<b>.411</b>

**OVIEDO, IVAN****RHP**

Ht./Wt.: 6-1/175

Born: Oct. 14, 2002 in Bonaio, DR

Bats/Throws: R/R

Resides: Bonaio, DR

Acquired: Signed as a non-drafted free agent on Jan. 15, 2021.

Signed By: Willy Espinal

**2022:** Totaled a 3-1 record, one save, a 2.76 ERA (15 ER/49.0 IP), and 55 strikeouts over 12 G/5 GS with the ACL Rangers (Rk.) and Down East (A) in his stateside debut...ranked among ACL Rangers staff leaders in innings (2nd), strikeouts (T2nd), and wins (T3rd)...made final outing of campaign with Down East on 9/9 at Delmarva (4.1 IP, 2 H, 0 R, 3 BB, 5 SO), his 1st career full season action...participated in the Rangers' Fall Instructional League program following the season...**2021:** Led the Dominican Summer League in innings (62.1) and ranked 7th in strikeouts (72) over 12 G/11 GS for DSL Rangers2 in his debut season...allowed 2 or fewer runs in 8 of 11 GS...recorded season-high 11 SO on 8/24 at DSL DET...signed his 1st professional contract on 1/15...**NOTES:** Is the son of former MLB reliever Juan Carlos Oviedo.

YEAR	CLUB	W-L	ERA	G	GS	CG	SHO	SV	IP	H	R	ER	HR	HB	BB-I	SO	WP	BK
2021	DSL Rangers2	2-2	3.03	12	11	0	0	0	62.1	53	24	21	5	8	16-0	72	10	0
2022	ACL Rangers	3-1	3.02	11	5	0	0	1	44.2	40	21	15	3	2	12-0	50	5	3
	Down East	0-0	0.00	1	0	0	0	0	4.1	2	0	0	0	0	3-0	5	0	0
<b>MINOR TOTALS</b>		<b>5-3</b>	<b>2.91</b>	<b>24</b>	<b>16</b>	<b>0</b>	<b>0</b>	<b>1</b>	<b>111.1</b>	<b>95</b>	<b>45</b>	<b>36</b>	<b>8</b>	<b>10</b>	<b>31-0</b>	<b>127</b>	<b>15</b>	<b>3</b>

**OWEN, ANDREW****RHP**

Ht./Wt.: 6-1/185

Born: Jan. 20, 2002 in Turlock, CA

Bats/Throws: R/R

Resides: Turlock, CA

Acquired: Selected in the 14th round of the 2022 MLB Draft...signed on July 27, 2022.

Signed By: Steve Flores

**2022:** Did not see official game action following selection in the draft...**NOTES:** Andrew Noah Owen...did not pitch in 2022 at Grossmont College in El Cajon, Calif. after undergoing Tommy John ligament replacement surgery prior to the season...transferred to Grossmont following freshman campaign at Baylor University, where he made just two scoreless relief appearances and was a 2021 Academic All-Big 12 Rookie Team selection...rated by Perfect Game as the no. 200 prospect and 69th-best right-handed pitcher in the 2020 recruiting class before splitting his prep career between Turlock (Calif.) High School (2020, 2017-18) and Jesuit High School in Sacramento (2019)...registered a 1.30 ERA and 21 strikeouts over 10.0 innings in a shortened 2020 season at Turlock that was impacted by the COVID-19 pandemic...cousin, Tyler Soderstrom, was a 1st round selection (26th overall) by Oakland in the 2020 MLB Draft...uncle, Steve Soderstrom, is Tyler's father and pitched for the San Francisco Giants in 1996.

**PADUA, ISMAEL****OF**

Ht./Wt.: 6-2/225

Born: Sept. 11, 2002 in Los Mulos, DR

Bats/Throws: R/R

Resides: Los Mulos, DR

Acquired: Signed as a non-drafted free agent on July 3, 2020.

Signed By: Willy Espinal and Nelson Muniz

**2022:** Saw his 1st stateside action over 25 G with the ACL Rangers (Rk.)...made starts in right field (12), left field (2) and DH (9)...**2021:** Made pro debut at DSL Rangers1 (Rk.), batting .289 (41-142) with 4 HR and 33 RBI in 39 G...saw action in the outfield and at 1st base.

YEAR	CLUB	AVG	G	AB	R	H	TB	2B	3B	HR	RBI	SH	SF	BB-I	SO	SB	CS	HP	GDP	OBP	SLG
2021	DSL Rangers1	.289	39	142	27	41	59	6	0	4	33	0	2	16-1	31	5	1	8	2	.387	.416
2022	ACL Rangers	.226	25	93	12	21	35	3	1	3	14	0	0	7-0	35	3	0	2	1	.294	.376
<b>MINOR TOTALS</b>		<b>.264</b>	<b>64</b>	<b>235</b>	<b>39</b>	<b>62</b>	<b>94</b>	<b>9</b>	<b>1</b>	<b>7</b>	<b>47</b>	<b>0</b>	<b>2</b>	<b>23-1</b>	<b>66</b>	<b>8</b>	<b>1</b>	<b>10</b>	<b>3</b>	<b>.352</b>	<b>.400</b>

**PANIAGUA, JUNIOR**

**INF**

Ht./Wt.: 5-7/180

Born: Oct. 8, 2001 in Bani, DR

Bats/Throws: R/R

Resides: Bani, DR

Acquired: Signed as a non-drafted free agent on July 2, 2018.

Signed By: Moises de la Mota

FRONT OFFICE

**2022:** Made his full season debut with Down East (A), batting .200 (56-280) with 2 home runs, 14 doubles, and 20 RBI over 88 G...primarily appeared at third base (47 GS), but also made starts at second base (34 GS) and shortstop (1 GS)...**2021:** Saw action 46 G with the ACL Rangers (Rk.) in his stateside debut...**2020:** Did not see official game action after minor league season was canceled due to pandemic...**2019:** Made pro debut in DSL, posting nearly as many BB (26) as SO (27)...had 26 GS at 2B and 19 GS at SS.

YEAR	CLUB	AVG	G	AB	R	H	TB	2B	3B	HR	RBI	SH	SF	BB-I	SO	SB	CS	HP	GIDP	OBP	SLG
2019	DSL Rangers I	.251	46	179	29	45	59	4	2	2	26	1	4	26-0	27	4	1	3	3	.349	.330
2020														DID NOT PLAY							
2021	ACL Rangers	.202	46	134	21	27	48	6	0	5	21	0	1	17-0	51	4	5	1	0	.294	.358
2022	Down East	.200	88	280	34	56	84	14	4	2	20	2	1	17-0	71	7	0	3	2	.253	.300
<b>MINOR TOTALS</b>		<b>.216</b>	<b>180</b>	<b>593</b>	<b>84</b>	<b>128</b>	<b>191</b>	<b>24</b>	<b>6</b>	<b>9</b>	<b>67</b>	<b>3</b>	<b>6</b>	<b>60-0</b>	<b>149</b>	<b>15</b>	<b>6</b>	<b>7</b>	<b>5</b>	<b>.293</b>	<b>.322</b>

**PENA, YENCI**

**INF**

Ht./Wt.: 6-1/205

Born: July 13, 2000 in San Pedro De Macoris, DR

Bats/Throws: R/R

Resides: San Pedro De Macoris, DR

Acquired: Signed as a minor league free agent on Dec. 8, 2017.

Signed By: Jonathan Cruz (ATL)

COACHES

**2022:** Split time between Down East (A) and Hickory (A+), batting .204 (38-186) with 3 home runs and 17 RBI over 64 G...appeared exclusively at third base (45 GS) and DH (10 GS)...**2021:** Combined to bat .267/.336/.438/.774 (28-105) over 35 G across 3 levels of the Texas farm system: Frisco (AA), ACL Rangers (Rk.) and Down East (A)...made 30 starts at 3B (18), 1B (7), RF (4) and 2B (1)...**2020:** Did not see official game action after minor league season was canceled due to pandemic...**2019:** Made 24 starts at 3B (18), 1B (5), and SS (1) for the AZL Rangers (Rk.)...batted .318 (14-44) thru 1st 12 G and had .203 (16-79) BA over final 21 G...**2018:** Appeared in 10 G for the AZL Rangers (Rk.), his 1st season in the Texas organization...**2017:** Made pro debut with DSL Braves...declared a free agent by Major League Baseball on 11/21 and signed with Texas on 12/8.

YEAR	CLUB	AVG	G	AB	R	H	TB	2B	3B	HR	RBI	SH	SF	BB-I	SO	SB	CS	HP	GIDP	OBP	SLG
2017	GCL Braves	.230	45	165	20	38	54	8	1	2	19	1	0	24-0	31	7	6	0	4	.328	.327
2018	AZL Rangers	.158	10	38	3	6	8	2	0	0	5	0	0	2-0	7	2	0	0	1	.200	.211
2019	AZL Rangers	.244	33	123	24	30	46	3	2	3	22	0	1	19-0	31	2	2	2	3	.352	.374
2020														DID NOT PLAY							
2021	Frisco	.222	4	9	3	2	3	1	0	0	0	0	0	1-0	2	0	0	0	1	.300	.333
	ACL Rangers	.286	11	35	6	10	16	1	1	1	6	0	0	3-0	10	1	1	0	2	.342	.457
	Down East	.262	20	61	15	16	27	5	0	2	13	0	2	7-0	19	2	0	1	3	.338	.443
2022	Down East	.213	57	164	22	35	50	4	1	3	14	0	1	31-0	52	8	4	3	4	.347	.305
	Hickory	.136	7	22	1	3	4	1	0	0	3	0	0	0-0	10	0	0	0	1	.136	.182
<b>MINOR TOTALS</b>		<b>.227</b>	<b>187</b>	<b>617</b>	<b>94</b>	<b>140</b>	<b>208</b>	<b>25</b>	<b>5</b>	<b>11</b>	<b>82</b>	<b>1</b>	<b>4</b>	<b>87-0</b>	<b>162</b>	<b>22</b>	<b>13</b>	<b>6</b>	<b>19</b>	<b>.326</b>	<b>.337</b>

PLAYERS

2022 REVIEW

**PLOTTO, KONNER**

**C**

Ht./Wt.: 5-10/195

Born: Jan. 1, 1998 in Mississauga, Ontario

Bats/Throws: L/R

Resides: Coldstream, British Columbia

Acquired: Signed as a non-drafted free agent July 23, 2021.

Signed By: Chris Collias, Mike Medici and Scott Littlefield

OPPONENTS

**2022:** Saw action at all 4 full season levels of the Texas farm system, going 12-for-37 (.324) with 4 doubles and 7 RBI over 13 G... made 8 starts at catcher, 7 of which came at Hickory (A+), and threw out 3 of 17 (18%) attempted base stealers...**2021:** Appeared in 15 G, including 10 GS at catcher, for Down East (A) and Hickory (A+) after signing with Texas as a non-drafted free agent on 7/23...**NOTES:** Slashed .323/.414/.446/.861 with 2 HR and 27 RBI over 3 seasons at Wright State University where he played under head coach Alex Sogard, the brother of former MLB infielder Eric Sogard...led Wright State to a Horizon League championship as a senior in 2021, batting .346/.439/.485/.924 (45-130) with more BB (19) than SO (16)...earned Horizon League Academic Honor Roll and All-Tournament Team honors that year...spent the 1st 2 seasons of his collegiate career (2017-18) at Glendale (Calif.) Community College, where he hit .364 over 50 G...garnered First Team All-West Coast Conference recognition as a sophomore in 2018 after batting .344 with 20 RBI and 12 SB...attended Yale Secondary School in Abbotsford, British Columbia, Canada.

YEAR	CLUB	AVG	G	AB	R	H	TB	2B	3B	HR	RBI	SH	SF	BB-I	SO	SB	CS	HP	GIDP	OBP	SLG
2021	Down East	.071	5	14	0	1	1	0	0	0	1	0	0	3-0	11	0	0	1	0	.278	.071
	Hickory	.240	10	25	1	6	7	1	0	0	5	0	0	3-0	7	0	0	0	1	.321	.280
2022	Frisco	.500	1	4	2	2	2	0	0	0	0	0	0	0-0	1	0	0	0	0	.500	.500
	Down East	.286	2	7	0	2	2	0	0	0	0	0	0	0-0	5	0	0	0	0	.286	.286
	Round Rock	1	0	0	0	0	0	0	0	0	0	0	0	0-0	0	0	0	0	0	0	0
	Hickory	.308	9	26	5	8	12	4	0	0	7	0	1	3-0	3	0	0	1	0	.387	.462
<b>MINOR TOTALS</b>		<b>.250</b>	<b>28</b>	<b>76</b>	<b>8</b>	<b>19</b>	<b>24</b>	<b>5</b>	<b>0</b>	<b>0</b>	<b>13</b>	<b>0</b>	<b>1</b>	<b>9-0</b>	<b>27</b>	<b>0</b>	<b>0</b>	<b>2</b>	<b>1</b>	<b>.341</b>	<b>.316</b>

RECORDS

DEVELOPMENT

**POLLARD, CHANDLER**

**INF**

Ht./Wt.: 6-2/175

Born: May 3, 2004 in Kennesaw, GA

Bats/Throws: R/R

Resides: Winston, GA

Acquired: Selected in the 5th round of the 2022 MLB Draft...signed on July 28, 2022.

Signed By: Tyler Carroll

MEDIA

**2022:** Appeared in 2 G with the ACL Rangers (Rk.) in his professional debut, going 0-for-5 with one walk and 2 HBP...participated in the Rangers' Fall Instructional League program following the season...**NOTES:** Chandler Alexander Pollard...finished his senior season at Woodward Academy in College Park, Ga. with 59 steals over 61 attempts, leading the state and ranking 6th in the nation among prepsters...batted .521 (49-94) with 11 home runs, 4 triples, 12 doubles, and 36 RBI across 31 games in 2022, guiding the War Eagles to a 24-9 record...originally committed to play collegiately at Washington State University...was tabbed as the no. 110 and no. 112 prospect in this the 2022 draft class by MLB Pipeline and Baseball America, respectively...became the first player drafted from Woodward Academy since former Rangers outfielder Delino DeShields Jr. was selected by Houston in the 1st round (8th overall) of the 2010 MLB Draft.



YEAR	CLUB	AVG	G	AB	R	H	TB	2B	3B	HR	RBI	SH	SF	BB-I	SO	SB	CS	HP	GDP	OBP	SLG
2022	ACL Rangers	.000	2	5	0	0	0	0	0	0	0	0	0	1-0	2	0	1	2	0	.375	.000

## POLLEY, TRISTON

LHP

Ht./Wt.: 6-0/205

Born: Dec. 20, 1996 in Indianapolis, IN

Bats/Throws: L/L

Resides: Brownsburg, IN

Acquired: Selected in the 16th round of the 2019 June draft...signed on June 11, 2019.

Signed By: Michael Medici

**2022:** Returned from injury and compiled a 11-4 record, 3 saves, and a 5.08 ERA (35 ER/62.0 IP) over career-high 42 relief outings between Hickory (A+) and Frisco (AA)...11 wins led Texas farmhands and ranked T11th among minor league pitchers...**2021:** Went 2-1 with an 8.16 ERA (13 ER/14.1 IP) in 9 relief app. for Hickory (A+), striking out 20 of 69 (28.9%) batters faced...on injured list from 6/25-end of season with left shoulder strain...scoreless in 2 GS (2.1 IP) during rehab assignment with ACL Rangers (Rk.) in Sept...**2020:** Did not see official game action after minor league season was canceled due to pandemic...**2019:** Went 3-0, 3.00 (8 ER/24.0 IP) with 3 BB/34.50 in 18 G with Spokane (S-A) and AZL Rangers (Rk.) in pro debut...assigned to Spokane on 6/24 for remainder of season following 2 G in AZL...**NOTES:** Pitched 4 seasons at Indiana State University...was a Missouri Valley Conference honorable-ment selection as a senior, leading all starting pitchers with a 2.84 earned-run average over 104.2 innings...finished ISU career with a 16-4 record over 30 starts with a 3.51 ERA...graduated from Brownsburg (Ind.) High School in 2015.

YEAR	CLUB	W-L	ERA	G	GS	CG	SHO	SV	IP	H	R	ER	HR	HB	BB-I	SO	WP	BK
2019	AZL Rangers	1-0	7.71	2	0	0	0	0	2.1	4	2	2	0	0	1-0	2	1	0
	Spokane	2-0	2.49	16	0	0	0	2	21.2	18	9	6	2	2	2-0	32	2	0
2020									DID NOT PITCH									
2021	Hickory	2-1	8.16	9	0	0	0	0	14.1	14	13	13	1	1	12-0	20	2	0
	ACL Rangers	0-0	0.00	2	2	0	0	0	2.1	0	0	0	0	0	2-0	6	0	0
2022	Hickory	6-2	5.67	16	0	0	0	1	27.0	30	21	17	4	1	8-0	33	1	1
	Frisco	5-2	4.63	26	0	0	0	2	35.0	20	19	18	4	5	31-1	34	4	0
<b>MINOR TOTALS</b>		<b>12-4</b>	<b>2.71</b>	<b>61</b>	<b>0</b>	<b>0</b>	<b>0</b>	<b>12</b>	<b>103.0</b>	<b>86</b>	<b>36</b>	<b>31</b>	<b>2</b>	<b>6</b>	<b>33-2</b>	<b>126</b>	<b>8</b>	<b>2</b>

## PORTER, BROCK

RHP

Ht./Wt.: 6-4/210

Born: June 3, 2003 in Milford, MI

Bats/Throws: R/R

Resides: Milford, MI

Acquired: Selected in the 4th round of the 2022 MLB Draft...signed on July 27, 2022.

Signed By: Chris Collias

**2022:** Did not see official game action after his selection in the MLB Draft...attended rookie onboarding program in Surprise, Ariz. alongside fellow Rangers draftees...threw bullpen sessions, worked in performance lab, and took Spanish-speaking lessons as part of the program...**NOTES:** Brock Matthew Porter...named 2021-22 Gatorade National Baseball Player of the Year after going 9-0 with three no-hitters, a 0.41 ERA, and 115 strikeouts over 58.2 innings as a senior at St. Mary's Prep in Orchard Lake, Mich...led Eagles to Division 2 state championships in 2019 and 2021 before finishing a perfect 44-0 season with a Division 1 state title in 2022...rated as a top 15 prospect in 2022 class by multiple outlets, including MLB Pipeline (11), Baseball America (12), FanGraphs (14)...Milford, Mich. native was the 1st Gatorade National Baseball Player of the Year ever drafted by Texas...had committed to play collegiately at Clemson University.

## RAMIREZ, LUIS

RHP

Ht./Wt.: 6-2/200

Born: April 6, 2001 in Los Angeles, CA

Bats/Throws: R/R

Resides: Los Angeles, CA

Acquired: Selected in the 7th round of the 2022 MLB Draft...signed on July 28, 2022.

Signed By: Patrick Perry

**2022:** Did not see official game action after his selection in the MLB Draft...participated in the Rangers' Fall Instructional League program following the season...**NOTES:** Luis Alberto Ramirez...went 2-1 with a 2.14 ERA at Long Beach State University in 2022, limited to just 7 starts while battling a shoulder injury for most of conference play...was twice named Big West Pitcher of the Week (2/21/22 and 3/21/22) and earned National Pitcher of the Week honors (2/21/22) after six no-hit innings on 2/18/22 against the defending national champions, third-ranked Mississippi State...the 2020 Collegiate Baseball All-American finished his college career with an 8-5 record, 3.38 ERA, and 123 strikeouts in 125.1 innings, as his 8.83 strikeouts per 9 innings rate currently ranks as 8th-best in program history...was a four-year letterwinner as a pitcher and position player at Salesian High School in East Los Angeles...threw 152 innings on varsity in his high school career, racking up 186 strikeouts...went 8-2 on the mound with a 3.16 ERA in 10 starts as a senior in 2019, striking out 68 batters in 48.2 innings...at the plate, hit .352 in his with 3 HR...also played travel ball for Blackhawks National and competed at the 2018 WWBA World Championship in Jupiter, Fla...also participated in the 2018 Perfect Game National Showcase in St. Petersburg, Fla. and played in the 2017 and 2018 17U Perfect Game World Series Arizona.

## ROBY, TEKOAH (TK)

RHP

Ht./Wt.: 6-1/210

Born: Sept. 18, 2001 in Asheville, NC

Bats/Throws: R/R

Resides: Pensacola, FL

Acquired: Selected in the 3rd round of the 2020 June draft...signed on June 24, 2020.

Signed By: Brian Morrison

**2023:** Attended a player development seminar for a select group of top Texas prospects at Globe Life Field in January...**2022:** Was promoted to Hickory (A+) and went 3-11 with a 4.64 ERA (54 ER/104.2 IP) over the 2022 AT League...ranked among staff leaders in innings (1st), strikeouts (1st, 126), and starts (11st), but his 11 losses were 74th-most in the South Atlantic League...allowed 23 R-ER over his first 6 GS (7.67 ERA), but rebounded to post a 3.59 ERA (31 ER/77.2 IP) over his final 16 G/15 GS (beg. 5/24)...produced career-high 12 SO in last outing of campaign on 9/8 vs. Rome (5.0 IP, 3, 1 R-0 ER, 1 BB, 12 SO)...**2021:** Made his professional debut with Low-A Down East, going 2-2 with a 2.45 ERA (6 ER/22.0 IP) in 6 G/GS...held opponents to a .177 BA and struck out 35 of 90 (38.9%) batters faced...did not pitch after being placed on injured list on 6/18 with a right elbow sprain...returned to participate in the Rangers' Fall Instructional League and Texas Tour games against local universities in October...**2020:** Did not see official game action following his selection in the June draft, as the minor league season was canceled due to the pandemic...was a member of the Texas contingent in the Fall Developmental League: 6.0 IP, 6 H, 5 R, 2 BB, 8 SO...**NOTES:** Tekoah (TK) Clark Roby...first name is pronounced tuh-KOH-uh...is one of several Texas minor leaguers enrolled in the club's 'RangersU Powered by ACU' program, which allows players and coaches to earn academic credit by taking online courses taught by Abilene Christian University faculty and staff in both English and Spanish...spoke at press conference announcing the official launch of program on Jan. 27, 2023 at Globe Life Field...paired a 7-3 record with a 1.19 ERA in his junior season at Pine Forest High School in Pensacola, Fla., earning the 2019 Pensacola News Journal Pitcher of the Year award...recorded 109 strikeouts against just 10 walks that season while contributing a .384 batting average and 28 RBI at the plate to lead Pine Forest to its first regional appearance in 12 years...had committed to play collegiately at Troy University.

FRONT OFFICE

YEAR	CLUB	W-L	ERA	G	GS	CG	SHO	SV	IP	H	R	ER	HR	HB	BB-I	SO	WP	BK
2021	Down East	2-2	2.45	6	6	0	0	0	22.0	14	6	6	1	3	7-0	35	5	0
2022	Hickory	3-11	4.64	22	21	0	0	0	104.2	95	58	54	19	6	35-0	126	2	1
<b>MINOR TOTALS</b>		<b>5-13</b>	<b>4.26</b>	<b>28</b>	<b>27</b>	<b>0</b>	<b>0</b>	<b>0</b>	<b>126.2</b>	<b>109</b>	<b>64</b>	<b>60</b>	<b>20</b>	<b>9</b>	<b>42-0</b>	<b>161</b>	<b>7</b>	<b>1</b>

**RODRIGUEZ, ADRIAN****RHP**

Ht./Wt.: 6-6/220

Bats/Throws: R/R

Acquired: Selected in the 39th round of the 2019 June draft...signed on July 12, 2019.

Signed By: Takeshi Sakurayama

Born: May 18, 2001 in New York, NY

Resides: Yonkers, NY

**2022:** Compiled a 5-0 record, 3 saves, a 3.14 ERA (10 ER/28.2 IP), and 13.5 strikeouts per 9.0 innings figure over 19 G between the ACL Rangers (Rk.) and Down East (A)...held opponents to a .182/.281/.242/.523 (18-99) slash line...participated in the Rangers' Fall Instructional League program following the season...**2021:** Issued nearly as many walks (28) as strikeouts (35) over 14 G (19.2 IP) for the Rookie-level ACL Rangers in his pro debut...participated in the Rangers' Fall Instructional League and Texas Tour games against local universities in October...**2020:** Did not see official game action after minor league season was canceled due to pandemic...pitched in the Fall Developmental League (9.0 IP, 3 H, 2 R, 8 BB, 9 SO)...**2019:** Did not see official game action following his selection in the June draft...**NOTES:** Attended the Florida Virtual School, which was founded in 1997 as the first statewide Internet-based public high school in the United States...was pitching in a men's league in the New York City area when he was discovered and signed by Rangers scout Takeshi Sakurayama...had committed to Towson University prior to signing with Texas.

COACHES

YEAR	CLUB	W-L	ERA	G	GS	CG	SHO	SV	IP	H	R	ER	HR	HB	BB-I	SO	WP	BK
2021	ACL Rangers	1-1	7.78	14	0	0	0	1	19.2	16	19	17	2	2	28-0	35	15	0
2022	ACL Rangers	3-0	3.18	12	0	0	0	3	17.0	9	7	6	0	0	7-0	27	3	0
	Down East	2-0	3.09	7	0	0	0	0	11.2	9	4	4	1	1	6-0	16	2	0
<b>MINOR TOTALS</b>		<b>6-1</b>	<b>5.03</b>	<b>33</b>	<b>0</b>	<b>0</b>	<b>0</b>	<b>4</b>	<b>48.1</b>	<b>34</b>	<b>30</b>	<b>27</b>	<b>3</b>	<b>3</b>	<b>41-0</b>	<b>78</b>	<b>20</b>	<b>0</b>

**RODRIGUEZ, ANDY****RHP**

Ht./Wt.: 6-2/200

Bats/Throws: R/R

Acquired: Signed as a non-drafted free agent on Aug. 26, 2022

Born: Dec. 8 in 1998 in La Habana, Cuba

Resides: Homestead, FL

**2022:** Did not see official game action after signing his 1st professional contract on 8/26...participated in the Rangers' Fall Instructional League program following the season...**NOTES:** Andy Amaury Rodriguez...went 10-3 with a 2.45 ERA and 121 strikeouts over 95.2 innings as a freshman at Miami Dade (Fla.) College in 2022...defected from the Cuban National Team in June of 2021...was a reliever on the National Team at the 2020 WBSC Americas Olympic Qualifiers in West Palm Beach, Fla...pitched for Industriales of Serie Nacional (Cuba) from 2017-21, serving as the club's closer over his last 2 seasons...signed as a developmental player with the Softbank Hawks of Nippon Professional Baseball (Japan) in 2021, but did not see NPB action.

PLAYERS

2022 REVIEW

**RODRIGUEZ, JOSE****INF**

Ht./Wt.: 6-1/200

Bats/Throws: L/R

Acquired: Signed as a non-drafted free agent on July 2, 2018.

Signed By: Rafic Saab/Ross Fenstermaker/Jhonny Gomez

Born: Oct. 5, 2001 in El Tigre, VZ

Resides: El Tigre, VZ

**2022:** Returned to Down East (A) and batted .197 (61-309) with 4 home runs and 29 RBI over 87 G...saw action defensively in right field and at first base...**2021:** Appeared in 15 G for Down East (A) in his stateside debut, making starts at RF (8), DH (4) and 1B (3)...on injured list from 5/27-end of season with left knee strain...**2020:** Did not see official game action after minor league season was canceled due to pandemic...was one of the club's top performers in the Fall Developmental League, slashing .347/.439/.612/1.051 (17-49) with 3 HR and 9 RBI...OPS figure was 2nd-highest among Tex-as prospects (1.168-Curtis Terry)...**2019:** In pro debut, ranked among DSL Rangers' club leaders in HR (T1st, 3), RBI (2nd, 43), games (2nd, 57), walks (3rd, 39), and doubles (T3rd, 9)...rated as the organization's 23rd-best prospect entering the season according to Baseball America...**2018:** Signed 1st pro contract on 7/2...checked in at no. 25 (MLB.com) and no. 36 (Baseball America) on the list of top international prospects in the 2018 class.

OPPONENTS

YEAR	CLUB	AVG	G	AB	R	H	TB	2B	3B	HR	RBI	SH	SF	BB-I	SO	SB	CS	HP	GDP	OBP	SLG	
2019	DSL Rangers1	.245	57	212	37	52	72	9	1	3	43	0	8	39-0	34	0	0	3	7	.359	.340	
2020		DID NOT PLAY																				
2021	Down East	.200	15	45	2	9	12	3	0	0	1	0	0	8-0	19	1	0	0	0	.321	.267	
2022	Down East	.197	87	309	25	61	88	13	1	4	29	0	1	29-0	87	7	7	7	7	.280	.285	
<b>MINOR TOTALS</b>		<b>.216</b>	<b>159</b>	<b>566</b>	<b>64</b>	<b>122</b>	<b>172</b>	<b>25</b>	<b>2</b>	<b>7</b>	<b>73</b>	<b>0</b>	<b>9</b>	<b>76-0</b>	<b>140</b>	<b>8</b>	<b>7</b>	<b>10</b>	<b>14</b>	<b>.315</b>	<b>.304</b>	

RECORDS

**RODRIGUEZ, KEYBER****INF**

Ht./Wt.: 5-9/175

Bats/Throws: S/R

Acquired: Signed as a non-drafted free agent on July 2, 2017.

Signed By: Carlos Gonzalez

Born: Oct. 24, 2000 in Aragua, VZ

Resides: Aragua, VZ

**2022:** Moved up to Hickory (A+) and hit .247 (91-368) with 4 home runs and 41 RBI over team-high 103 G...served as Crawdads' primary third baseman (43 starts), but also made starts at shortstop (31), second base (26), and in right field (1)...played in 27 G with the Auckland Tuatara of the Australian Baseball League in the winter, batting .267/.291/.429/.720 (28-105) with 3 HR and 10 RBI...**2021:** Batted .271 (100-369) with 5 HR and career-high 63 RBI over 103 G for Low-A Down East in his full-season debut...hit .238 (39-164) in 1st 47 G of season and .298 (61-205) in final 56 G (beg. 7/9)...primarily played SS (63 GS), but also saw action at 3B (28 GS) and RF (4 GS)...went 6-for-21 (.318) with one HR and 5 RBI across 5 G in the Low-A East Championship Series against Charleston...appeared in 13 G with Tiburones de La Guaira of the Venezuelan Winter League, batting .105 (2-19) with 2 BB/5 SO...**2020:** Did not see official game action after minor league season was canceled due to pandemic...batted .217 (10-46) with 6 RBI in the Fall Developmental League...selected as winner of the 2020 True Ranger award, which highlights a player that represents the core values of the organization in a positive light both on and off the field...**2019:** Made stateside debut with AZL Rangers and ranked 2nd on club in HR (6)...made 35 starts at SS (15), 3B (14), and 2B (6)...entered season as Texas' 29th-best prospect according to Baseball America...**2018:** Made pro debut with DSL Rangers...**2017:** Did not play after signing 1st professional contract...was rated as the club's 20th-best prospect following the season by Baseball America...**NOTES:** Ranked as the 19th-best prospect in the 2017 international class by MLB.com.

DEVELOPMENT

MEDIA

YEAR	CLUB	AVG	G	AB	R	H	TB	2B	3B	HR	RBI	SH	SF	BB-I	SO	SB	CS	HP	GDP	OBP	SLG
2018	DSL Rangers2	.254	51	193	35	49	70	6	6	1	26	2	3	24-1	36	4	3	2	6	.338	.363
2019	ACL Rangers	.262	39	149	27	39	70	5	4	6	22	0	2	14-0	39	5	1	1	0	.325	.470

2020	DID NOT PLAY																				
2021	Down East	.271	103	369	55	100	142	19	4	5	63	1	8	37-0	91	10	5	7	7	.342	.385
2022	Hickory	.247	103	368	55	91	118	13	1	4	41	2	3	34-0	90	8	4	5	6	.317	.321
<b>MINOR TOTALS</b>		<b>.259</b>	<b>296</b>	<b>1079</b>	<b>172</b>	<b>279</b>	<b>400</b>	<b>43</b>	<b>15</b>	<b>16</b>	<b>152</b>	<b>5</b>	<b>16</b>	<b>109-</b>	<b>256</b>	<b>27</b>	<b>13</b>	<b>15</b>	<b>19</b>	<b>.331</b>	<b>.371</b>

## ROSADO, EURY

RHP

Ht./Wt.: 5-11/180

Born: Nov. 23, 2000 in Santo Domingo, DR

Bats/Throws: R/R

Resides: Santo Domingo, DR

Acquired: Signed as a non-drafted free agent on Nov. 5, 2019.

Signed By: JC Alvarez

**2022:** Struck out 48 of 162 (29.6%) batters faced over 19 G with the ACL Rangers (Rk.) in his stateside debut...4 saves were tied with Alberto Mota (also 4) for most on club...**2021:** Posted a 3-2 record and 2.00 ERA (12 ER/54.0 IP) over 12 G/11 GS for DSL Rangers 1 (Rk.) in his professional debut...**2020:** Did not see official game action after minor league season was canceled due to pandemic...**2019:** Did not see official game action after signing his 1st professional contract on 11/5.

YEAR	CLUB	W-L	ERA	G	GS	CG	SHO	SV	IP	H	R	ER	HR	HB	BB-I	SO	WP	BK
2021	DSL Rangers 1	3-2	2.00	12	11	0	0	1	54.0	36	21	12	3	6	16-0	55	1	1
2022	ACL Rangers	1-2	5.50	19	0	0	0	4	34.1	44	23	21	6	1	16-1	48	5	1
<b>MINOR TOTALS</b>		<b>4-4</b>	<b>3.36</b>	<b>31</b>	<b>11</b>	<b>0</b>	<b>0</b>	<b>5</b>	<b>88.1</b>	<b>80</b>	<b>44</b>	<b>33</b>	<b>9</b>	<b>7</b>	<b>32-1</b>	<b>103</b>	<b>6</b>	<b>2</b>

## SAGGESE, THOMAS

INF

Ht./Wt.: 6-0/185

Born: April 10, 2002 in Carlsbad, CA

Bats/Throws: R/R

Resides: Carlsbad, CA

Acquired: Selected in the 5th round of the 2020 June draft...signed on June 24, 2020.

Signed By: Steve Flores

**2022:** Combined to slash .312/.361/.506/.868 (125-401) with 15 home runs and 70 RBI over 103 G with Hickory (A+) and Frisco (AA)...ranked among Texas farmhands (min. 300 PA) in BA (1st), SLG (3rd), and OPS (5th)...was named a High-A postseason All-Star by Baseball America after batting .308 (117-380) with 14 HR and 61 RBI over 98 G at Hickory...was promoted to Frisco on 9/13, and was selected Texas League Player of the Week for 9/12-18 after he went 8-for-21 with 6 XBH (HR, 2 3B, 3 2B, 3 2B) in 5 G...went 5-for-15 (.333) with one 2B and 2 RBI over 4 postseason contests for the 2022 Texas League Champion RoughRiders...earned club's True Ranger award, which was established in 2019 to highlight a player who represents the core values of the organization in a positive light both on and off the field...**2021:** Slashed .256/.372/.463/.834 (62-242) with 10 HR and 37 RBI over 73 G for Low-A Down East in his pro debut...posted the 2nd-highest OPS figure on club (.872-D. Harris) and T11 th-highest among Low-A East leaders (min. 250 PA)...batted .216 (29-134) over 1st 43 G of season, but hit to a .306/.409/.509/.919 (33-108) slash line in final 30 G (beg. 8/5)...went 7-for-21 (.333) with one HR and 4 RBI in Low-A East Playoff series vs. Charleston, including a 4-hit game on 9/24 at Charleston in which he hit for the cycle...**2020:** Did not see official game action following his selection in the June draft, as the minor league season was canceled due to the pandemic...participated in the Fall Developmental League, batting .295 (13-44) with 7 RBI...**NOTES:** Last name is pronounced soo-JAY-see...batted .440 with 3 HR and 9 RBI in 7 G for Carlsbad (Calif.) High School in the shortened 2020 season...named MVP of San Diego's Avocado West League as a junior after batting .422 (43-102) with 10 HR, 26 RBI, and 17 walks against 14 strikeouts...also garnered first team All-County honors that season and was named to Prep Baseball Report's San Diego All-Prospect team...had committed to play collegiately at Pepperdine University.

YEAR	CLUB	AVG	G	AB	R	H	TB	2B	3B	HR	RBI	SH	SF	BB-I	SO	SB	CS	HP	GDP	OBP	SLG
2021	Down East	.256	73	242	44	62	112	14	3	10	37	0	1	42-0	85	11	3	3	2	.372	.463
2022	Hickory	.308	98	380	56	117	185	22	2	14	61	1	5	29-1	94	11	3	4	15	.359	.487
	Frisco	.381	5	21	5	8	18	3	2	1	9	0	0	1-0	3	1	0	0	2	.409	.857
<b>MINOR TOTALS</b>		<b>.291</b>	<b>176</b>	<b>643</b>	<b>105</b>	<b>187</b>	<b>315</b>	<b>39</b>	<b>7</b>	<b>25</b>	<b>107</b>	<b>1</b>	<b>6</b>	<b>72-1</b>	<b>182</b>	<b>23</b>	<b>6</b>	<b>7</b>	<b>19</b>	<b>.365</b>	<b>.490</b>

## SALE, JOSH

OF

Ht./Wt.: 6-0/215

Born: July 5, 1991 in Seattle, WA

Bats/Throws: L/R

Resides: Seattle, WA

Acquired: Signed as a minor league free agent on Jan. 23, 2023.

Signed By: Paul Kirsch (TB)

**2023:** Re-signed with Texas as a minor league free agent on 1/23...**2022:** Spent most of the campaign at Triple-A Round Rock in his 1st affiliated baseball action since 2014...made his 1st appearance of the season with Double-A Frisco on 6/5 and was promoted to Round Rock on 6/8...batted .229/.343/.419/.762 (54-236) with 11 home runs and 33 RBI over 72 G for the Express, making starts at RF (35), DH (17), 1B (11), and LF (3)...had 7 RBI and 7 RBI on 6/11 at Tacoma...went 2-for-5 with one double over 3 Cactus League 'A' game appearances for Texas during Spring Training...elected free agency on 11/10...**2021:** Signed by Texas as a minor league free agent on 1/26/22...returned to professional baseball for the 1st time since 2014 and hit .284/.394/.593/.986 with 34 home runs and 104 RBI for Gastonia of the independent Atlantic League in 2021, trying for the league lead in home runs...primarily played 3B, his 1st pro action at the position, but also saw time at 1B and the OF...visited Rangers' Arizona facility in Surprise in November, where he worked out for team officials and spoke to players about his baseball journey...**2015-20:** Did not play professionally for 6 seasons following his release...did not pick up a bat for over 2 years...coached youth players at EL 1 baseball in Tacoma, Wash...worked to get his body back into playing shape in 2019-20...**2014:** Batted .248 with 4 HR and 46 RBI in 90 G with High-A Charlotte...was placed on the restricted list on 8/12 and re-released on 2/23/15...**2013:** Served a 50-G suspension to begin season for violating the Minor League Drug Prevention and Treatment Program...did not see official game action, as he was suspended by the team indefinitely for disciplinary reasons...was rated as the 24th-best prospect in the Rays farm system entering the campaign (Baseball America)...**2012:** Named a midseason Midwest League All-Star...slashed .264/.391/.464/.855 (63-239) with career-high 10 HR and 44 RBI...had nearly as many walks (51) as strikeouts (62)...**2011:** Appeared in 60 G with Princeton (Rk.) in his pro debut...entered season rated as the no. 88 prospect in baseball and 5th-best prospect in the Tampa Bay organization by Baseball America...also tabbed by BA as the 13th-best prospect in the Appalachian League and 'Best Power Hitter' in the TB system following the season...**NOTES:** Last name is pronounced SAH-lay...has a son, Liam...originally selected by Tampa Bay in the 1st round (17th overall) of the 2010 June draft...hit .520 with 5 HR, 6 2B, 20 RBI and 27 walks during his senior season at Bishop Blanchet (Wash.) High School...rated by Baseball America as the best high school power hitter, top corner outfielder, No. 10 overall prospect, No. 5 position player and top high school outfield prospect in the draft...rated by BA as the top player in the draft out of Wash. and was the highest drafted player from the state since Tim Lincecum (No. 10, SF) and Travis Snider (No. 14, TOR) in 2006...named an AFLAC All-American as a junior after hitting .460 with 13 HR and 49 RBI...competed in amateur state golf tournaments and held a single-digit handicap before devoting his time to baseball...his father, Jesse, is Samoan and is a former champion drug-free power lifter...was committed to Gonzaga University.

YEAR	CLUB	AVG	G	AB	R	H	TB	2B	3B	HR	RBI	SH	SF	BB-I	SO	SB	CS	HP	GDP	OBP	SLG
2011	Princeton	.210	60	214	24	45	74	11	3	4	15	0	1	23-2	41	4	3	1	2	.289	.346
2012	Bowling Green	.264	74	239	35	63	111	10	4	10	44	0	5	51-7	62	7	6	2	5	.391	.464
2013		DID NOT PLAY																			
2014	Charlotte	.238	90	323	34	77	111	14	4	4	46	0	2	35-1	109	0	4	1	6	.313	.344
2015-21		DID NOT PLAY																			
2022	Frisco	.000	1	3	0	0	0	0	0	0	0	0	0	1-0	3	0	0	0	0	.250	.000
	Round Rock	.229	72	236	33	54	99	10	1	11	33	0	0	37-0	81	3	2	4	3	.343	.420
<b>MINOR TOTALS</b>		<b>.236</b>	<b>297</b>	<b>1015</b>	<b>126</b>	<b>239</b>	<b>395</b>	<b>45</b>	<b>12</b>	<b>29</b>	<b>138</b>	<b>0</b>	<b>8</b>	<b>147-10</b>	<b>296</b>	<b>14</b>	<b>15</b>	<b>8</b>	<b>16</b>	<b>.335</b>	<b>.389</b>

**SANCHEZ, JUSTIN**

Ht./Wt.: 6-0/185

Bats/Throws: L/L

Acquired: Selected in the 18th round of the 2022 MLB Draft...signed on July 26, 2022.

Signed By: Takeshi Sakurayama

Born: Oct. 11, 2003 in Queens, NY

Resides: Brooklyn, N.Y.

**LHP**

**2022:** Did not see official game action after his selection in the MLB Draft...participated in the Rangers' Fall Instructional League program following the season...**NOTES:** Split time between the mound and outfield in his prep career at Monsignor McClancy Memorial High School in Queens, N.Y...the Brooklyn, N.Y. native was the 27th-ranked high school prospect from the state of New York according to Perfect Game...was committed to play collegiately at the University of South Florida.

**SANTOS, WINSTON**

Ht./Wt.: 6-0/200

Bats/Throws: R/R

Acquired: Signed as a non-drafted free agent on July 2, 2019.

Signed By: Willy Espinal

Born: April 15, 2002 in Payita, DR

Resides: Nagua, DR

**RHP**

**2022:** Posted a 7-6 record, 3.49 ERA (42 ER/108.1 IP), and 108 strikeouts over 22 G/21 GS with Down East (A) in his full season debut...ranked among staff leaders in innings (1st), starts (11st), and strikeouts (3rd)...permitted 10 R-ER over first 3 starts (9.31 ERA), but registered a 2.92 ERA (32 ER/98.2 IP) over final 19 G/18 GS to close the season...recorded career-high 10 SO on 5/29 vs. Fayetteville (W, 7.0 IP, 2 H, 1 R-ER, 0 BB, 10 SO)...lauded for possessing the 'Best Fastball' in the Texas Organization according to Baseball America's 'Best Tools' survey...**2021:** Made professional debut in start for DSL Rangers1 (Rk.) on 7/13 at DSL Dodgers Shoemaker (4.0 IP, 4 R-2 ER, 0 BB, 4 SO)...was promoted to the ACL Rangers on 7/22 and went 2-2 with a 3.10 ERA (10 ER/29.0 IP) over 10 G/5 GS...struck out 32 of 116 (27.6%) batters faced and held opponents to a .176 BA...**2020:** Did not see official game action after minor league season was canceled due to pandemic...**2019:** Did not see official game action after signing 1st professional contract on 7/2.

YEAR	CLUB	W-L	ERA	G	GS	CG	SHO	SV	IP	H	R	ER	HR	HB	BB-I	SO	WP	BK
2021	DSL Rangers1	0-0	4.50	1	1	0	0	0	4.0	6	4	2	0	0	0-0	4	0	0
	ACL Rangers	2-2	3.10	10	5	0	0	0	29.0	18	12	10	1	4	9-0	32	6	0
2022	Down East	7-6	3.49	22	21	0	0	0	108.1	89	49	42	8	12	30-0	108	4	1
<b>MINOR TOTALS</b>		<b>9-8</b>	<b>3.44</b>	<b>33</b>	<b>27</b>	<b>0</b>	<b>0</b>	<b>0</b>	<b>141.1</b>	<b>113</b>	<b>65</b>	<b>54</b>	<b>9</b>	<b>16</b>	<b>39-0</b>	<b>144</b>	<b>10</b>	<b>1</b>

**SEISE, CHRISTOPHER**

Ht./Wt.: 6-3/215

Bats/Throws: R/R

Acquired: Selected in the first round (29th overall) of the 2017 June draft...signed on June 16, 2017.

Signed By: Brett Campbell

Born: January 6, 1999 in Schenectady, NY

Resides: Winter Garden, FL

**INF**

**2022:** Returned to Hickory (A+) and slashed .246/.319/.384/.703 (85-346) with 10 HR, 46 RBI, and 12 SB over career-high 93 G...appeared in more games in 2022 (93) than prev. 3 years of pro career combined (82)...primarily served as a DH (57 GS), but also made 36 starts at shortstop...appeared in 16 G with Cangrejeros de Santurce of the Puerto Rican Winter League, batting .158 (6-38) with 2 doubles and 2 RBI...**2021:** Appeared in just 10 G with High-A Hickory before suffering season-ending ACL tear in his right knee on 5/19 vs. Greensboro...underwent surgery in Arlington in late May...was on injured list from 5/20-end of season, but is expected to be ready for 2022 Spring Training...will be mostly limited to DH duties as he continues his recovery...**2020:** Did not see official game action after minor league season was canceled due to pandemic...was one of the Rangers' most productive hitters in the Fall Developmental League, tying for the club lead with 4 home runs...also ranked among Texas prospect leaders in batting average (2nd, .358), hits (3rd, 29), and RBI (4th, 11) while compiling a .358/.388/.556/.944 (29-81) slash line...**2019:** Limited to 21 G with Hickory (A)...underwent surgery to repair labrum tear in his left shoulder on 5/8...checked in at no. 17 on the list of top Rangers prospects entering 2019 (Baseball America)...**2018:** Underwent right shoulder surgery on 5/30 and missed the entire season...entered the season as organization's 10th-best prospect according to Baseball America...**2017:** Earned Postseason All-Star honors in the Arizona League and was named the 12th-best prospect on the circuit by Baseball America...batted .284/.330/.400/.730 (61-215) in 51 G with the AZL Rangers and Short-A Spokane...began pro career with AZL Rangers and was 0-for-4 with 3 K's in debut before hitting .348/.408/.527/.935 (39-112) over final 26 games with the club...was promoted to Spokane on 8/3 for the remainder of the season...participated in the fall instructional league...**NOTES:** Batted .413 (31-for-75) with 31 R, 24 RBI, and 16 XBH as a senior at West Orange High School in Winter Garden, Fla...played for the Orlando Scorpions travel team, alongside 2016 first-round pick Cole Ragans...brother, Anthony, was selected by the Colorado Rockies in the 20th round of the 2012 MLB Draft...had committed to the University of Central Florida.

YEAR	CLUB	AVG	G	AB	R	H	TB	2B	3B	HR	RBI	SH	SF	BB-I	SO	SB	CS	HP	GDP	OBP	SLG
2017	AZL Rangers	.336	27	116	23	39	59	5	3	3	27	0	1	9-0	30	5	0	0	0	.395	.509
	Spokane	.222	24	99	10	22	27	3	1	0	9	0	1	4-0	30	1	1	0	2	.250	.273
2018		INJURED - DID NOT PLAY																			
2019	Hickory	.241	21	87	12	21	31	4	3	0	6	0	1	3-0	33	6	5	1	1	.272	.356
2020		DID NOT PLAY																			
2021	Hickory	.225	10	40	6	9	17	0	1	2	4	0	0	4-0	15	0	0	0	0	.295	.425
2022	Hickory	.246	93	346	55	85	133	14	2	10	46	0	2	37-0	125	12	3	1	8	.319	.384
<b>MINOR TOTALS</b>		<b>.256</b>	<b>175</b>	<b>688</b>	<b>106</b>	<b>176</b>	<b>267</b>	<b>26</b>	<b>10</b>	<b>15</b>	<b>92</b>	<b>0</b>	<b>5</b>	<b>57-0</b>	<b>233</b>	<b>24</b>	<b>9</b>	<b>5</b>	<b>11</b>	<b>.315</b>	<b>.388</b>

**SERRANO JR, FLORENCIO****RHP**

Ht./Wt.: 6-0/225

Born: Feb. 23, 2000 in Corpus Christi, TX

Bats/Throws: R/R

Resides: Robstown, TX

Acquired: Signed as a minor league free agent on March 27, 2019.

Signed By: Efrain Lara

**2022:** Returned from injury to post no record, one save, and a 3.41 ERA (12 ER/31.2 IP) over 13 G/3 GS between the ACL Rangers (Rk.) and Down East (A)...opened season on Injured List while continuing recovery from surgery, but was activated and assigned to Low-A on 7/15 after completing a brief rehab assignment in the Arizona Complex League...on temporarily inactive list from 8/6-11...**2021:** Pitched to a 3-0 record and 1.27 ERA (4 ER/28.1 IP) over 9 G/5 GS in his full-season debut for Low-A Down East...was scoreless in 4 relief outings (7.2 IP) and went 2-0, 1.74 (4 ER/20.2 IP) as a starter...on injured list, 8/18-end of season, after undergoing an internal brace elbow procedure performed by Dr. Keith Meister on 8/27...is expected to return to game action in May of 2022...**2020:** Did not see official game action after minor league season was canceled due to pandemic...was named to the organization's Fall Developmental League roster and logged 8.2 innings...**2019:** Went 3-3, 6.49 (25 ER/34.2 IP) in 10 G/6 GS with Short-A Spokane and the Rookie AZL Rangers in his organizational debut...**NOTES:** Attended Robstown (Texas) High School and went 12-1 with a 1.18 ERA as a freshman in 2016, then moved to Mexico and pitched for the Tijuana Toros...had originally signed with the Chicago Cubs on 7/31/17.

YEAR	CLUB	W-L	ERA	G	GS	CG	SHO	SV	IP	H	R	ER	HR	HB	BB-I	SO	WP	BK	
2019	Spokane	0-2	12.91	3	3	0	0	0	7.2	14	13	11	3	1	7-0	9	2	0	
	AZL Rangers	3-1	4.67	7	3	0	0	0	27.0	26	18	14	5	3	12-0	24	2	0	
2020									DID NOT PITCH										
2021	Down East	3-0	1.27	9	5	0	0	0	28.1	21	5	4	2	1	8-0	29	0	0	
2022	ACL Rangers	0-0	1.50	3	3	0	0	0	6.0	5	1	1	0	0	3-0	5	0	0	
	Down East	0-0	3.86	10	0	0	0	1	25.2	23	11	11	2	3	9-0	18	4	1	
<b>MINOR TOTALS</b>		<b>6-3</b>	<b>3.90</b>	<b>32</b>	<b>14</b>	<b>0</b>	<b>0</b>	<b>0</b>	<b>1</b>	<b>94.2</b>	<b>89</b>	<b>48</b>	<b>41</b>	<b>12</b>	<b>8</b>	<b>39-0</b>	<b>85</b>	<b>8</b>	<b>1</b>

**SLATEN, JUSTIN****RHP**

Ht./Wt.: 6-5/235

Born: Sept. 15, 1997 in Columbus, TX

Bats/Throws: R/R

Resides: Hallsville, TX

Acquired: Selected in the 3rd round of the 2019 June draft...signed on June 12, 2019.

Signed By: Levi Lacey

**2022:** Was promoted to Frisco (AA) and went 1-6, 6.93 ERA (39 ER/50.2 IP) over 25 G/5 GS for the RoughRiders...registered a 4.96 ERA (9 ER/16.1 IP) as a starter, but had 7.64 ERA (32 ER/35.1 IP) as a reliever...on Injured List from 6/23-7/11 (elbow fatigue) and made one rehab appearance with ACL Rangers (Rk.) on 7/8 vs. ACL Mariners (1.0 IP, 2 SO)...**2021:** Produced the 5th-most strikeouts (110) and 10th-most innings (82.1) among Texas farmhands over 20 G/19 GS with High-A Hickory...went 0-4, 10.65 (28 ER/23.2 IP) in first 8 G/GS and 4-4, 4.14 (27 ER/58.2 IP) over final 12 G/11 GS (beg. 6/29)...earned High-A East Pitcher of the Week honors for 7/5-11 after start on 7/6 at WS (6.0 SHOIP, 10 SO)...rated by FanGraphs as the no. 15 overall prospect in the TEX system...**2020:** Did not see official game action after minor league season was canceled due to pandemic...posted one of the highest strikeout rates among Texas prospects in the Fall Developmental League (10.2 IP, 8 H, 2 R, 5 BB, 17 SO), whiffing 17 of 44 (38.6%) batters faced...**2019:** Averaged 12.1 strikeouts per 9 innings over 11 G/10 GS in pro debut...**NOTES:** Played 3 seasons at the University of New Mexico...went 5-5 with a 2.51 ERA (23 ER/82.1 IP) and 36 BB/98 SO over 13 GS in 2019 as the team's Friday starter, earning Second Team All-Mountain West honors...ranked among conference leaders in ERA (2nd, 2.51), SO (3rd, 98), opp. BA (3rd, .215), and IP (T6th, 82.1) as a junior...named Northwoods League Pitcher of the Year in 2018 for the Eau Claire Express...attended Hallsville (Texas) High School, where he went 6-5 with a 1.49 ERA and 18 BB/105 SO in 75 IP as a senior.

YEAR	CLUB	W-L	ERA	G	GS	CG	SHO	SV	IP	H	R	ER	HR	HB	BB-I	SO	WP	BK
2019	ACL Rangers	0-0	0.00	1	0	0	0	0	1.0	0	0	0	0	0	0-0	1	0	0
	Spokane	0-2	6.46	10	10	0	0	0	15.1	21	13	11	2	0	7-0	21	1	0
2020									DID NOT PITCH									
2021	Hickory	4-8	6.01	20	19	0	0	0	82.1	93	60	55	17	4	31-0	110	5	1
2022	Frisco	1-6	6.93	25	5	0	0	0	50.2	49	41	39	6	0	48-0	64	6	0
	ACL Rangers	0-0	0.00	1	0	0	0	0	1.0	0	0	0	0	0	0-0	2	0	0
<b>MINOR TOTALS</b>		<b>5-16</b>	<b>6.29</b>	<b>57</b>	<b>34</b>	<b>0</b>	<b>0</b>	<b>0</b>	<b>150.1</b>	<b>163</b>	<b>114</b>	<b>105</b>	<b>25</b>	<b>4</b>	<b>86-0</b>	<b>198</b>	<b>12</b>	<b>1</b>

**SMITH, JOSH****LHP**

Ht./Wt.: 6-5/265

Born: Feb. 5, 1997 in Saline, MI

Bats/Throws: L/L

Resides: Saline, MI

Acquired: Selected in the 25th round of the 2018 June draft...signed on June 19, 2018.

Signed By: Chris Collins

**2022:** Combined to go 5-2 with a 3.46 ERA (16 ER/41.2 IP) over 35 relief appearances with Hickory (A+), and Frisco (AA)...split time at the A-ball levels until promotion to Frisco on 6/14...produced a 2.45 ERA (7 ER/25.2 IP) over first 20 G with the RoughRiders before posting a 13.50 ERA (7 ER/4.2 IP) over 6 G in September...was scoreless over 2 G (2.2 IP) for Frisco in Texas League Postseason play...**2021:** Made his full-season debut over 27 relief appearances for Low-A Down East and High-A Hickory...recorded a 0.82 ERA (2 ER/22.0 IP) in 13 G for Down East before promotion to Hickory on 7/10...**2020:** Did not see official game action after minor league season was canceled due to pandemic...**2019:** In pro debut, combined to go 3-2, 2.91 (11 ER/34.0 IP) in 20 G with Short-A Spokane and the AZL Rangers...was scoreless in 12 of 20 outings...began season with Spokane, was transferred to AZL on 6/24, and returned to Spokane on 7/28...**2018:** Did not see official game action due to injury prior to draft...**NOTES:** Pitched one season at Grand Valley State University...in 2018, went 2-1 with a 1.12 ERA and 25 strikeouts in 24.0 innings while limiting opponents to .129 average...transferred from the University of Kentucky, where he made 8 appearances in 2016-17...attended Saline (Mich.) HS...father, David, played basketball at the Univ. of Michigan-Dearborn.

YEAR	CLUB	W-L	ERA	G	GS	CG	SHO	SV	IP	H	R	ER	HR	HB	BB-I	SO	WP	BK
2019	Spokane	2-1	2.84	12	0	0	0	0	19.0	21	7	6	1	1	13-1	12	3	0
	ACL Rangers	1-1	3.00	8	0	0	0	1	15.0	15	8	5	1	1	3-0	19	1	0
2020									DID NOT PITCH									
2021	Down East	0-0	0.82	13	0	0	0	2	22.0	17	6	2	1	2	7-0	29	5	0
	Hickory	1-1	3.32	14	0	0	0	0	21.2	26	16	8	4	1	8-1	20	0	1
2022	Hickory	1-1	1.17	6	0	0	0	0	7.2	6	1	1	0	0	4-0	5	0	0
	Down East	0-0	2.45	3	0	0	0	1	3.2	4	2	1	0	0	0-0	4	0	0
	Frisco	4-1	4.15	26	0	0	0	0	30.1	34	18	14	3	3	14-0	22	1	0
<b>MINOR TOTALS</b>		<b>9-5</b>	<b>2.79</b>	<b>82</b>	<b>0</b>	<b>0</b>	<b>0</b>	<b>4</b>	<b>119.1</b>	<b>123</b>	<b>58</b>	<b>37</b>	<b>10</b>	<b>8</b>	<b>49-2</b>	<b>111</b>	<b>10</b>	<b>1</b>

**SMITH, MARCUS****OF**

Ht./Wt.: 6-0/205  
 Bats/Throws: L/L

Born: Sept. 11, 2000 in Kansas City, KS  
 Resides: Kansas City, KS

Acquired: As a PTBNL from Oakland on Sept. 18, 2020, along with INF Dustin Harris, to complete an Aug. 31 trade.  
 Signed By: Steve Abney (OAK)

FRONT OFFICE

**2022:** Led Down East (A) and ranked T3rd in the Carolina League with career-high 47 stolen bases...batted .179/.336/.262/.598 (54-302) with 5 home runs and 31 RBI over 94 G, going 47-4-for-55 (85.4%) in steal attempts...struck out team-high 163 times, but his 66 walks were 17th-most in CL... made starts at all 3 outfield positions: 44-RF, 25-CF, 7-LF...**2021:** Appeared in 14 G for the ACL Rangers (Rk.) and Down East (A) in his organization debut...on injured list, 5/10-6/26, with right hamstring strain...**2020:** Did not see official game action after minor league season was canceled due to pandemic...acquired by Texas from Oakland on 9/18, along with INF Dustin Harris, as players to be named later to complete 8/31 trade involving LHP Mike Minor...**2019:** Batted .361 (35-97) with no HR and 14 RBI over 29 G with the Arizona League Athletics Gold team in his pro debut...would have finished among Arizona League leaders in OBP (2nd, .466), BA (4th), and OPS (9th, .909) if he qualified...played primarily in CF and also saw action in LF and RF...**NOTES:** Selected by Oakland in the 3rd round of the 2019 June draft out of Kansas City's Pembroke Hill High School, an institution with alumni including golfer Tom Watson and a trio of brothers with basketball success: JaRon Rush, Kareem Rush, and Brandon Rush...was ranked as the 3rd-best player in the state of Kansas prior to the 2019 draft by Baseball America...committed to the Univ. of Michigan.

COACHES

YEAR	CLUB	AVG	G	AB	R	H	TB	2B	3B	HR	RBI	SH	SF	BB-I	SO	SB	CS	HP	GIDP	OBP	SLG
2019	AZL Athletics Gold	.361	29	97	21	35	43	6	1	0	14	1	1	20-1	29	1	1	0	1	.466	.443
2021							DID NOT PLAY														
2021	Down East	.273	3	11	1	3	5	0	1	0	2	0	0	1-0	5	1	0	0	0	.333	.455
	ACL Rangers	.188	11	32	4	6	12	1	1	1	6	0	0	4-0	18	0	0	2	0	.316	.375
2022	Down East	.179	94	302	42	54	79	8	1	5	31	4	5	66-0	163	47	8	8	3	.336	.262
<b>MINOR TOTALS</b>		<b>.222</b>	<b>137</b>	<b>442</b>	<b>68</b>	<b>98</b>	<b>139</b>	<b>15</b>	<b>4</b>	<b>6</b>	<b>53</b>	<b>5</b>	<b>6</b>	<b>91-0</b>	<b>215</b>	<b>49</b>	<b>9</b>	<b>10</b>	<b>4</b>	<b>.333</b>	<b>.315</b>

PLAYERS

**SPARKS, WYATT****RHP**

Ht./Wt.: 6-2/195  
 Bats/Throws: R/R

Born: Sept. 27, 1999 in Springfield, MO  
 Resides: Aurora, MO

Acquired: Selected in the 23rd round of the 2018 June draft...signed on July 3, 2018.  
 Signed By: Dustin Smith

2022 REVIEW

**2022:** Did see official game action as he continued to recover from surgery...**2021:** Allowed one-or-zero runs in 7 of his 10 G/GS for Low-A Down East in his full-season debut...on injured list, 7/13-end of season, with right elbow injury...underwent Tommy John ligament transplant surgery on 8/4/21...**2020:** Did not see official game action after minor league season was canceled due to pandemic...pitched in the Fall Developmental League (10.0 IP, 7 H, 2 R, 5 BB, 9 SO)...**2019:** Made pro debut with Spokane...on injured list from 6/21-end of season with a bone spur in his right elbow...**2018:** Did not see official game action...**NOTES:** Attended Aurora (Mo.) High School...team won a state championship with a 30-1 record in 2018, with Sparks going 11-1 with a 0.93 ERA and 143 strikeouts...had committed to Missouri State University prior to signing.

YEAR	CLUB	W-L	ERA	G	GS	CG	SHO	SV	IP	H	R	ER	HR	HB	BB-I	SO	WP	BK	
2019	Spokane	0-1	5.40	1	1	0	0	0	3.1	5	2	2	0	0	2-0	2	1	0	
2020							DID NOT PITCH												
2021	Down East	1-1	4.12	10	10	0	0	0	43.2	39	23	20	5	5	12-0	34	3	1	
2022							DID NOT PITCH												
<b>MINOR TOTALS</b>		<b>1-2</b>	<b>4.21</b>	<b>11</b>	<b>11</b>	<b>0</b>	<b>0</b>	<b>0</b>	<b>47.0</b>	<b>44</b>	<b>25</b>	<b>22</b>	<b>5</b>	<b>5</b>	<b>14-0</b>	<b>36</b>	<b>4</b>	<b>1</b>	

OPPONENTS

**SPEAS, ALEX****RHP**

Ht./Wt.: 6-3/215  
 Bats/Throws: R/R

Born: March 4, 1998 in Powder Springs, GA  
 Resides: Fort Mill, SC

Acquired: Selected in the 2nd round of the 2016 June draft...signed on June 14, 2016.  
 Signed By: Derrick Tucker

RECORDS

**2022:** Did not pitch as he spent entire season on Frisco's Restricted List...**2021:** Suffered mid-season right elbow inflammation that limited him to 15 G/1 GS with Frisco (AA) and the ACL Rangers (Rk.)...opened campaign with Frisco and made 6 relief appearances before being placed on injured list on 5/23...rehabbed over 3 G/1 GS in Arizona before returning to Frisco on 8/24...struck out 23 of 69 (33.3%) batters faced at Double-A...allowed 3+ runs in 4 of 15 G...**2020:** Did not see official game action after minor league season was canceled due to pandemic...was named to the club's Summer Camp roster in July and made 4 appearances during intrasquad games at Globe Life Field (3.1 IP, 2 R-1 ER, 5 BB, 4 SO)...spent entire season at Rangers' Alternate Training Site in Arlington...**2019:** Made 2 rehab appearances with AZL Rangers in return from injury...tabbed as club's 30th-best prospect and organization's "Best Slider" entering the season (Baseball America)...**2018:** Chosen as the 26th-best prospect in the Texas system prior to the season by Baseball America...limited to just 28.2 IP before season-ending Tommy John ligament transplant surgery on 6/25...prior to the injury, averaged a career-best 15.4 SO/9 and held opposing batters to a .155 average (16-103)...**2017:** Split campaign between the Spokane rotation and bullpen in 1st full season...ranked the 12th-best prospect in the Northwest League by Baseball America...was 0-6, 10.89 (23 ER/19.0 IP) as a starter and 1-0, 0.00 (0 ER/14.2 IP) as a reliever...began the season in the Spokane rotation and took the loss in 6 of 7 outings with opponents batting .304/.414/.570/.984...moved to the bullpen on 7/30 and allowed 5 R-0 ER over 14.2 IP, while holding opposing batters to a .098/.242/.137/.379 slash line...whiffed 29 of 63 (46.0%) batters faced as a reliever...**2016:** Tossed 8.1 scoreless innings with 11 strikeouts over 4 games/3 starts in his pro debut...**NOTES:** Graduated from McEachern High School in Powder Springs, Ga., where he was an Under Armour All-American as a senior...was rated the 41st-best prospect overall by Baseball America, while the same publication tabbed the 18-year-old as the 11th-best high school pitching prospect...had committed to Auburn University.

DEVELOPMENT

YEAR	CLUB	W-L	ERA	G	GS	CG	SHO	SV	IP	H	R	ER	HR	HB	BB-I	SO	WP	BK	
2016	AZL Rangers	0-0	0.00	4	3	0	0	0	8.1	4	0	0	0	1	7-0	11	2	2	
2017	Spokane	1-6	6.15	16	7	0	0	1	33.2	29	31	23	5	2	25-0	45	7	5	
2018	Hickory	2-0	2.20	20	0	0	0	6	28.2	16	10	7	1	0	21-0	49	5	0	
2019	AZL Rangers	0-0	0.00	2	2	0	0	0	1.0	1	0	0	0	0	2-0	2	0	0	
2020							DID NOT PITCH												
2021	Frisco	1-2	11.25	12	0	0	0	0	12.0	10	15	15	2	3	21-0	23	2	0	
	ACL Rangers	1-1	10.80	3	1	0	0	0	3.1	2	5	4	0	0	5-0	7	1	0	
2022							DID NOT PITCH												
<b>MINOR TOTALS</b>		<b>5-9</b>	<b>5.07</b>	<b>57</b>	<b>13</b>	<b>0</b>	<b>0</b>	<b>7</b>	<b>87.0</b>	<b>62</b>	<b>61</b>	<b>49</b>	<b>8</b>	<b>6</b>	<b>81-0</b>	<b>137</b>	<b>17</b>	<b>7</b>	

MEDIA



**SPECHT, TOMMY**

**OF**

Ht./Wt.: 6-3/200

Born: June 24, 2004 in Dubuque, IA

Bats/Throws: L/R

Resides: Dubuque, IA

Acquired: Selected in the 6th round of the 2022 MLB Draft...signed on July 28, 2022.

Signed By: Dustin Smith

**2022:** Made his professional debut, appearing in 3 G with the ACL Rangers (Rk.)...participated in the Rangers' Fall Instructional League program following the season...batted .262 (11-42) with 4 doubles and 9 RBI over 11 G with the Clinton LumberKings of the Prospect League...**NOTES:** Thomas Joel Specht...opted out of his senior season at Wahlert Catholic High School in Dubuque, Iowa, and instead played for the Clinton LumberKings of the Prospect League, a collegiate summer baseball league...also participated in the Perfect Game All-American Classic...in his last high school season as a junior, had a .439 batting average, 1.237 OPS, 2 HR, 2 3B, 5 2B, and 14 RBI, helping the Golden Eagles to a Class 3-A state runner-up finish...originally committed to the University of Kentucky...was the 2nd straight Texas draftee out of Wahlert Catholic following the selection of catcher Ian Moller (4th round, 2021).

YEAR	CLUB	AVG	G	AB	R	H	TB	2B	3B	HR	RBI	SH	SF	BB-I	SO	SB	CS	HP	GDP	OBP	SLG
2022	ACL Rangers	.200	3	10	2	2	3	1	0	0	0	0	0	2-0	6	0	0	0	0	.333	.300

**STARR, NICK**

**RHP**

Ht./Wt.: 6-4/220

Born: Dec. 3, 1996 in Memphis, TN

Bats/Throws: R/R

Resides: Magnolia, AR

Acquired: Signed as a minor league free agent on July 13, 2018.

Signed By: Josh Simpson

**2022:** Spent entire season at Frisco (AA), going 1-1 with 5 saves and a 2.05 ERA (7 ER/30.2 IP) over 28 relief outings...allowed just one home run (0.29 HR/9) and held opponents to a .184/.256/.513 (20-109) slash line...**ended Injured List stints from 5/5-25 (XXX) and 7/22-8/30 (XXX)**...had no record and a 3.38 ERA (1 ER/2.2 IP) over 3 postseason contests...posted an 0-1 record and 5.06 ERA (6 ER/10.2 IP) in 9 G with the 2022 Arizona Fall League Champion Surprise Saguaros...**2021:** Tallied career highs innings (38.2), wins (4) and strikeouts (60) over 29 relief outings between Down East (A) and Hickory (A+)...was scoreless in 5 G for Down East before promotion to Hickory on 5/25...allowed 15 runs in 1st 9 G at High-A level, but posted a 3.00 ERA (7 ER/21.0 IP) over last 15 G to finish the season...14.04 strikeouts per 9 innings figure was highest on HIC staff and 11th-highest among High-A East leaders (min. 30.0 IP)...**2020:** Did not see official game action after minor league season was canceled due to pandemic...**2019:** Combined to go 2-3, 5.45 (23 ER/38.0 IP) in 23 G with Hickory (A) and Spokane (Short-A)...assigned to Spokane on 6/21 and limited NWL opponents to a .179/.284/.527 slash line...**2018:** Made 4 relief appearances for the AZL Rangers in his 1st pro season...signed by Texas on 7/13...**NOTES:** Originally drafted by CIN in the 19th round of the 2018 June draft, but did not sign...played collegiately at Southern Arkansas University and Connors State College...notched 6 saves at SAU in 2018, whiffing 46 batters in 31.0 IP...attended Conway (Ark.) HS.

YEAR	CLUB	W-L	ERA	G	GS	CG	SHO	SV	IP	H	R	ER	HR	HB	BB-I	SO	WP	BK
2018	AZL Rangers	0-1	2.70	4	0	0	0	0	3.1	3	1	1	0	0	0-0	4	2	0
2019	Hickory	1-0	11.91	8	0	0	0	0	11.1	19	16	15	2	0	8-0	13	3	0
	Spokane	1-3	2.70	15	0	0	0	1	26.2	17	12	8	0	0	14-2	31	4	0
2020									DID NOT PITCH									
2021	Down East	3-0	0.00	5	0	0	0	0	5.1	1	0	0	0	0	2-0	8	1	0
	Hickory	1-3	5.94	24	0	0	0	0	33.1	36	29	22	11	2	14-3	52	4	0
2022	Frisco	1-1	2.05	28	0	0	0	5	30.2	20	9	7	1	1	10-0	25	6	0
<b>MINOR TOTALS</b>		<b>7-8</b>	<b>4.31</b>	<b>84</b>	<b>0</b>	<b>0</b>	<b>0</b>	<b>6</b>	<b>110.2</b>	<b>96</b>	<b>67</b>	<b>53</b>	<b>14</b>	<b>3</b>	<b>48-5</b>	<b>133</b>	<b>20</b>	<b>0</b>

**STEPHAN, JOSH**

**RHP**

Ht./Wt.: 6-2/200

Born: Nov. 1, 2001 in Desoto, TX

Bats/Throws: R/R

Resides: Grand Prairie, TX

Acquired: Signed as a non-drafted free agent on June 15, 2020.

Signed By: Josh Simpson

**2022:** Went 6-5 with a 3.14 ERA (36 ER/103.1 IP) over 21 G/19 GS between Down East (A) and Hickory (A+)...broke spring camp at Low-A and went 4-4 with a 3.34 ERA (34 ER/91.2 IP) and 102 SO across 18 G/16 GS, earning a mid-August promotion to Hickory where he posted a 2-1 record, 1.54 ERA (2 ER/11.2 IP), and 13 SO over 3 GS...115 strikeouts were 16th-most among TEX farmhands, and 216 opp. BA was 4th-lowest in the organization (min. 80.0 IP)...**2021:** Combined to go 2-2 with a 5.18 ERA (23 ER/40.0 IP) over 10 G/9 GS for the ACL Rangers (Rk.) and Down East (A) in his professional debut...recorded a .204 opp. BA (20-98) and 14.3 strikeouts per 9 innings figure in 7 G/6 GS at Rookie ball before promotion to Low-A on 9/1...threw 5.0 SHOIP in Down East debut on 9/2 vs. KAN (3 H, 0 BB, 7 SO), but allowed a total of 11 R-ER in next 2 GS...pitched in the Fall Instructional League and participated in the Texas Tour against local universities in October, making a start against Dallas Baptist U...**2020:** Did not see official game action after signing as a non-drafted free agent on 6/15, as the minor league season was canceled due to the pandemic...**NOTES:** Attended South Grand Prairie (Texas) High School, where he went 3-0 with a 1.50 ERA and 20 strikeouts over 14 innings during the shortened 2020 spring season...was committed to Stephen F. Austin State University...played on the Rangers scout team at the Perfect Game WWBA Championships in Jupiter, Fla., in 2019...missed the majority of his freshman (elbow surgery for a broken growth plate) and sophomore (torn meniscus) seasons before returning healthy for his junior campaign...as a freshman, was limited to designated hitter duties on the junior varsity team while unable to pitch due to injury...signed his professional contract while on vacation with friends and family in Gulf Shores, Ala., and went kayaking, fishing, and jet skiing to celebrate.

YEAR	CLUB	W-L	ERA	G	GS	CG	SHO	SV	IP	H	R	ER	HR	HB	BB-I	SO	WP	BK
2021	ACL Rangers	2-1	3.86	7	6	0	0	0	28.0	20	15	12	3	4	12-0	31	3	0
	Down East	0-1	8.25	3	3	0	0	0	12.0	15	11	11	4	2	4-0	19	2	0
2022	Down East	4-4	3.34	18	16	0	0	1	91.2	77	42	34	10	3	24-0	102	3	2
	Hickory	2-1	1.54	3	3	0	0	0	11.2	7	5	2	1	0	7-0	13	0	0
<b>MINOR TOTALS</b>		<b>8-7</b>	<b>3.70</b>	<b>31</b>	<b>28</b>	<b>0</b>	<b>0</b>	<b>1</b>	<b>143.1</b>	<b>119</b>	<b>73</b>	<b>59</b>	<b>18</b>	<b>9</b>	<b>47-0</b>	<b>165</b>	<b>8</b>	<b>2</b>

**STRAHM, KELLEN**

Ht./Wt.: 6-1/225  
 Bats/Throws: R/R  
 Acquired: Selected in the 5th round of the 2019 June draft...signed on June 11, 2019.  
 Signed By: Patrick Perry

Born: April 25, 1997 in Eugene, OR  
 Resides: Eugene, OR

**OF**

FRONT OFFICE

**2022:** Spent entire season at Frisco (AA), batting .277/.392/.407/.799 (98-354) with career highs in home runs (10) and RBI (42) over 104 G...ranked among Texas League qualifiers in on-base pct. (6th) and walks (8th, 65)...slashed .314/.417/.482/.899 (86-274) with 9 HR and 40 RBI over final 77 G (beg. 6/1) after hitting .194 (18-93) with one HR and 6 RBI over first 31 G...was named Texas Minor League Player of the Month for June. .347 (25-72), 3 HR, 4 2B, 7 RBI, 11 BB/16 SO...made starts at all 3 outfield positions: 32-RF, 24-CF, 24-LF...reached base via H/BB/HBP in 11 of 18 PA (6 H, 4 BB, HBP) over 4 postseason contests...on IL from 7/30-8/4...went 9-for-50 (.180) over 17 G with Cangrejeros de San Juan of the Puerto Rican Winter League...**2021:** Slashed .281/.388/.448/.836 (54-192) over 53 G of High-A Hickory in his full-season debut...ranked among High-A East League leaders (min. 200 PA) in walk pct. (.16th, 14.0) and OBP (.7th)...swung-and-missed at just 7.4% of pitches seen, 3rd-lowest rate on circuit (FanGraphs)...made 47 of 50 GS in CF...**2020:** Did not see official game action after minor league season was canceled due to pandemic...**2019:** Named a Northwest League mid-season All-Star...ranked among NWL leaders in OBP (4th, .387), R (5th, 40), OPS (9th, .779), BB (19th, 32), and BA (10th, .278)...**NOTES:** Kellen Robert Manning Strahm...was a 3-year starter in center field at San Jose State University...named First Team All-Mountain West as a senior after leading conference in BA (.382) and finishing 2nd in OBP (.487)...was a lifetime .316 hitter with 184 hits, 124 runs, and 57 RBI...redshirted as a freshman at Lane (Ore.) Community College...graduated from Sheldon High School in Eugene, Ore., in 2015...lettered in baseball, basketball, and football...was football and baseball teammates with NFL quarterback Justin Herbert, with whom he remains close...named The Oregonian/OregonLive Athlete of the Year as a senior...father, Curt, was an All-American wrestler at the Univ. of Oregon and his mother, Kim, is a member of the Univ. of Oregon's Athletic Hall of Fame as a softball player...older brother, Connor, played football at the Univ. of Montana.

COACHES

YEAR	CLUB	AVG	G	AB	R	H	TB	2B	3B	HR	RBI	SH	SF	BB-I	SO	SB	CS	HP	GDP	OBP	SLG
2019	AZL Rangers	.750	1	4	2	3	3	0	0	0	4	0	0	1-0	0	1	0	0	0	.800	.750
	Spokane	.278	50	194	40	54	76	5	1	5	24	1	1	32-0	46	12	1	3	2	.387	.392
2020		DID NOT PLAY																			
2021	Hickory	.281	50	192	40	54	86	10	2	6	26	1	1	32-1	60	5	0	2	1	.388	.448
2022	Frisco	.277	104	354	72	98	144	16	0	10	42	2	6	65-0	95	11	1	6	7	.392	.407
<b>MINOR TOTALS</b>		<b>.281</b>	<b>205</b>	<b>744</b>	<b>154</b>	<b>209</b>	<b>309</b>	<b>31</b>	<b>3</b>	<b>21</b>	<b>96</b>	<b>4</b>	<b>8</b>	<b>130-0</b>	<b>201</b>	<b>29</b>	<b>2</b>	<b>11</b>	<b>10</b>	<b>.392</b>	<b>.415</b>

PLAYERS

**TANIELU, NICK**

Ht./Wt.: 5-11/215  
 Bats/Throws: R/R  
 Acquired: Signed as a minor league free agent on Jan. 26, 2023.  
 Signed By: Paul Gale (HOU)

Born: Sept. 4, 1992 in Huntsville, AL  
 Resides: Madison, AL

**INF**

**2023:** Re-signed with Texas as a minor league free agent on 1/26...**2022:** Batted .236 (66-280) with 6 HR and 40 RBI over 89 G with Round Rock (AAA)...made starts at 2B (72), 3B (25), 1B (24)...on IL from 6/10-7/5...hit .556 (5-9) with 6 RBI over 7 Cactus League 'A' games with Texas...**2021:** Spent entire season with Triple-A El Paso...hit .233 (74-318) with 14 HR and 42 RBI...split time starting at 3B (50) and 1B (31)...**2020:** Did not see official game action after minor league season was canceled due to pandemic...spent entire campaign at HOU's Alternate Site in Corpus Christi...elected free agency on 11/2 and signed a minors contract with an invite to Spring Training with San Diego on 11/17...**2019:** Spent entire campaign at Round Rock (AAA)...ranked T2nd in the Pacific Coast League in 2B (39)...hit .295 with career-high 19 HR, 84 RBI and .880 OPS...named PCL Player of the Week on 6/9 following his 5-hit game on 6/8...**2018:** Combined to hit .288 (113-392) with 22 2B, 9 HR and 59 RBI in 105 G between Fresno (AAA) and Corpus Christi (AA)...made starts at 3B (72), 2B (15) and 1B (9)...**2017:** Missed virtually all of the season while recovering from right knee injury...**2016:** Hit .285 (145-508) with 24 2B, 3 3B, 11 HR, 76 RBI and a .327 OBP in 130 G between Double-A Corpus Christi (95) and High-A Lancaster (35)...appeared in 14 G with the Glendale Desert Dogs of the Arizona Fall League. .352 (19-54), 5 2B, 1 HR, 5 RBI...**2015:** Spent the season at Quad Cities (A), batting .308 (129-419) with 27 2B, 70 RBI and a .354 OBP in 110 G...earned Midwest League Mid-Season and Post-Season All-Star honors...**2014:** Was a New York-Penn League Midseason All-Star after hitting .300 (70-233) with 16 2B and a .353 OBP in 62 G with Tri-City (Short-A) in his 1st professional season...named the Top Star of the New York-Penn League All-Star Game after going 3-for-3 with an RBI as the starting DH...**NOTES:** Nicklaus Daniel Tanielu...last name is pronounced TAN-in-loo...was originally selected by HOU in the 14th round of the 2014 June draft out of Washington State University...signed on 6/13/14...hit .340 as a senior at WSU in 2014, receiving All-Pac-12 Conference Team honors...lettered in baseball and football at Federal Way (Wash.) High School...was a four-time All-State selection and set school records for homers and RBI in his sophomore year.

2022 REVIEW

OPINIONS

YEAR	CLUB	AVG	G	AB	R	H	TB	2B	3B	HR	RBI	SH	SF	BB-I	SO	SB	CS	HP	GDP	OBP	SLG
2014	Tri-City	.300	62	233	29	70	99	16	2	3	40	1	2	16-0	48	2	1	4	8	.353	.425
2015	Quad Cities	.308	110	419	55	129	182	27	4	6	70	0	9	30-0	65	2	8	5	16	.354	.434
2016	Lancaster	.372	35	137	23	51	76	9	2	4	29	0	2	7-0	22	5	1	2	2	.405	.555
2016	Corpus Christi	.253	95	371	35	94	132	15	1	7	47	2	3	22-0	60	1	1	3	9	.298	.356
2017	GCL Astros	.400	2	5	0	2	3	1	0	0	0	0	0	0-0	0	0	0	1	2	.500	.600
2018	Corpus Christi	.287	29	115	16	33	50	5	0	4	22	0	1	9-1	12	1	0	0	5	.336	.435
	Fresno	.289	76	277	40	80	114	17	1	5	37	1	2	19-1	38	2	2	2	6	.337	.412
2019	Round Rock	.295	127	454	71	134	236	39	3	19	84	0	2	44-2	86	2	3	3	12	.360	.520
2020		ALTERNATE TRAINING SITE																			
2021	El Paso	.233	88	318	48	74	132	14	1	14	42	0	5	28-0	70	2	0	4	12	.299	.415
2022	Round Rock	.236	89	280	42	66	106	18	2	6	40	1	1	33-0	62	2	1	3	3	.322	.379
<b>MINOR TOTALS</b>		<b>.281</b>	<b>713</b>	<b>2609</b>	<b>359</b>	<b>733</b>	<b>1161</b>	<b>16</b>	<b>68</b>	<b>412</b>	<b>5</b>	<b>27</b>	<b>208-4</b>	<b>463</b>	<b>19</b>	<b>17</b>	<b>27</b>	<b>75</b>	<b>.337</b>	<b>.433</b>	

RECORDS

DEVELOPMENT

**TEJADA, LEURY**

Ht./Wt.: 6-0/190  
 Bats/Throws: R/R  
 Acquired: Selected in the 10th round of the 2018 June draft...signed on June 18, 2018.  
 Signed By: Takeshi Sakurayama

Born: Dec. 24, 1999 in Santo Domingo, DR  
 Resides: Bronx, NY

**RHP**

**2022:** Compiled a 7-5 record, 2 saves, and a 4.98 ERA (40 ER/72.1 IP) over 37 relief appearances between Down East (A) and Hickory (A+)...recorded career highs in wins, innings, and strikeouts (77)...**2021:** Went 2-2 with a 4.66 ERA (20 ER/38.2 IP) across 20 G/2 GS for Low-A Down East in his full-season debut...posted a 2.57 ERA (10 ER/35.0 IP) and .252 opp. BA (.35-139) as a reliever...endured injured list stint, 7/18-9/6, that included 2-G rehab assignment with Rookie-level ACL Rangers...scoreless in 4 G with Down East following activation from IL (7.1 IP, 4 H, 0 R, 1 BB, 7 SO)...**2020:** Did not see official game action after minor league season was canceled due to pandemic...**2019:** Combined to go 2-3, 4.05 (15 ER/33.1 IP) in 12 G/7 GS with Short-A Spokane and AZL Rangers...held Northwest League batters to a .202 BA...**2018:** Registered 9.9/50/9 in 8 G/2 GS with AZL Rangers in his pro debut...**NOTES:** Prepped at Walton High School in New York City...named 2018 Class AA Player of the Year by the New York State Sportswriters Association...as a junior in 2017, did not allow an earned run in the regular season while pitching to an 8-1 record with 44 strikeouts in 44 innings.

MEDIA

YEAR	CLUB	W-L	ERA	G	GS	CG	SHO	SV	IP	H	R	ER	HR	HB	BB-I	SO	WP	BK
2018	AZL Rangers	1-1	3.31	8	2	0	0	0	16.1	15	10	6	1	2	6-0	18	4	0
2019	Spokane	1-2	3.16	8	7	0	0	0	25.2	17	13	9	0	3	16-0	24	1	0
	ACL Rangers	1-1	7.04	4	0	0	0	0	7.2	10	6	6	0	0	3-0	7	2	0
2020									DID NOT PITCH									
2021	Down East	2-2	4.66	20	2	0	0	3	38.2	44	25	20	5	3	17-0	42	7	1
	ACL Rangers	0-0	3.00	2	2	0	0	0	3.0	2	1	1	1	1	0-0	5	0	0
2022	Down East	1-1	5.40	13	0	0	0	2	25.0	27	18	15	2	1	12-0	29	6	0
	Hickory	6-4	4.75	24	0	0	0	0	47.1	52	30	25	8	3	15-1	48	1	0
<b>MINOR TOTALS</b>		<b>12-11</b>	<b>4.51</b>	<b>79</b>	<b>13</b>	<b>0</b>	<b>0</b>	<b>5</b>	<b>163.2</b>	<b>167</b>	<b>103</b>	<b>82</b>	<b>17</b>	<b>13</b>	<b>69-1</b>	<b>173</b>	<b>21</b>	<b>1</b>

**TEODO, EMILIANO****RHP**

Ht./Wt.: 6-0/175

Born: Feb. 14, 2001 in Barahona, DR

Bats/Throws: R/R

Resides: Barahona, DR

Acquired: Signed as a non-drafted free agent on Jan. 27, 2020.

Signed By: JC Alvarez

**2022:** Transitioned to a starting role after appearing exclusively in relief last season...spent entire campaign at Down East (A), posting a 3-6 record and 3.09 ERA (29 ER/84.1 IP) over 22 G/17 GS...recorded team-high 115 strikeouts, 7th-most in Carolina League, and his 12.27 SO/9 figure ranked 2nd among Texas farmhands (min. 50.0 IP)...went 1-0 with a 1.53 ERA (3 ER/17.2 IP) and 35 SO over 4 GS in August, earning Texas Minor League Starting Pitcher of the Month honors...saw better results as a starter (2-5, 2.34 ERA) than reliever (1-1, 7.94 ERA)...**2021:** Made 19 relief appearances for the ACL Rangers (Rk.) in his 1st professional action...struck out 48 of 133 (36.1%) batters faced and held opponents to a .214 BA (24-112)...**2020:** Did not see official game action after signing with Texas on 1/27, as the minor league season was canceled due to the pandemic.

YEAR	CLUB	W-L	ERA	G	GS	CG	SHO	SV	IP	H	R	ER	HR	HB	BB-I	SO	WP	BK
2021	ACL Rangers	4-2	3.38	19	0	0	0	0	29.1	24	12	11	0	3	18-0	48	12	1
2022	Down East	3-6	3.09	22	17	0	0	0	84.1	51	36	29	7	4	44-1	115	15	6
<b>MINOR TOTALS</b>		<b>7-8</b>	<b>3.17</b>	<b>41</b>	<b>17</b>	<b>0</b>	<b>0</b>	<b>0</b>	<b>113.2</b>	<b>75</b>	<b>48</b>	<b>40</b>	<b>7</b>	<b>7</b>	<b>62-1</b>	<b>163</b>	<b>27</b>	<b>7</b>

**TORRES, MARCOS****OF**

Ht./Wt.: 6-3/165

Born: Sept. 30, 2004 in Maracay, VZ

Bats/Throws: L/L

Resides: Maracay, VZ

Acquired: Signed as a non-drafted free agent on Jan. 15, 2022.

Signed By: Yfrain Linarez/Jose Gabriel Rodriguez/Jhonny Gomez/Rafic Saab

**2022:** Made his professional debut at age 17 with DSL TEX Blue, batting .282/.395/.464/.859 (51-181) and leading club with 6 home runs and 33 RBI over 53 G...saw starts at all 3 outfield positions (21-LF, 7-CF, 5-RF) and first base (12)...went 13-for-19 (68.4%) in stolen base attempts...signed with Texas as a non-drafted free agent on 1/15...**NOTES:** Marcos David Torres.

YEAR	CLUB	AVG	G	AB	R	H	TB	2B	3B	HR	RBI	SH	SF	BB-I	SO	SB	CS	HP	GDP	OBP	SLG
2022	DSL TEX Blue	.282	53	181	34	51	84	9	3	6	33	0	2	26-0	43	13	6	9	1	.395	.464

**VALENTIN, XAVIER****C**

Ht./Wt.: 5-8/185

Born: Aug. 23, 2000 in Manati, PR

Bats/Throws: L/R

Resides: Manati, PR

Acquired: Selected in the 19th round of the 2018 June draft...signed on July 2, 2018.

Signed By: Brett Campbell

**2022:** Was limited to 19 G with Down East (A) and the ACL Rangers (Rk.)...**2021:** Made 27 GS at catcher for Low-A Down East, throwing out 11 of 36 (30.1%) attempted base stealers...on injured list, 7/13-8/10...included 7-G rehab assignment with ACL Rangers from 8/2-10...registered a .790 OPS in 24 G prior to IL stint and .528 OPS in 21 G following activation...**2020:** Did not see official game action after minor league season was canceled due to pandemic...in Fall Developmental League, went 5-for-18 (.278) with 4 RBI...**2019:** Did not play due to a torn meniscus in his right knee...**2018:** Had 10 GS behind the plate for the AZL Rangers, throwing out 2 of 15 (13%) attempted base stealers...**NOTES:** Attended Leadership Christian Academy in Guaynabo, Puerto Rico...is the son of former major leaguer Javier Valentin, who played 10 seasons for Minnesota, Tampa Bay, and Cincinnati.

YEAR	CLUB	AVG	G	AB	R	H	TB	2B	3B	HR	RBI	SH	SF	BB-I	SO	SB	CS	HP	GDP	OBP	SLG
2018	AZL Rangers	.149	16	47	1	7	16	2	2	1	5	0	1	1-1	23	1	0	0	1	.163	.340
2019														DID NOT PLAY							
2020														DID NOT PLAY							
2021	Down East	.224	43	143	12	32	52	10	2	2	24	0	1	12-0	59	12	3	3	3	.296	.364
	ACL Rangers	.083	7	24	1	2	2	0	0	0	3	0	1	1-0	9	2	0	0	0	.115	.083
2022	Down East	.184	17	49	4	9	12	0	0	1	5	0	1	5-0	27	3	1	1	0	.268	.245
	ACL Rangers	.143	2	7	1	1	1	0	0	0	0	0	0	0-0	3	2	0	1	0	.250	.143
<b>MINOR TOTALS</b>		<b>.189</b>	<b>85</b>	<b>270</b>	<b>19</b>	<b>51</b>	<b>83</b>	<b>12</b>	<b>4</b>	<b>4</b>	<b>37</b>	<b>0</b>	<b>4</b>	<b>19-1</b>	<b>121</b>	<b>20</b>	<b>4</b>	<b>5</b>	<b>4</b>	<b>.252</b>	<b>.307</b>

**VARGAS, ECHEDRY****INF**

Ht./Wt.: 5-11/170

Born: Feb. 27, 2005 in Azua, DR

Bats/Throws: R/R

Resides: Azua, DR

Acquired: Signed as a non-drafted free agent on Jan. 15, 2022.

Signed By: JC Alvarez/Willy Espinal/Jack Marino

**2022:** Was named a Dominican Summer League mid-season All-Star in his professional debut...slashed .301/.368/.510/.878 (59-196) with 5 triples, 4 home runs, 27 RBI, and 13 stolen bases over 54 G with DSL TEX Blue...ranked among DSL leaders in doubles (72nd, 19), extra-base hits (74th, 28), and total bases (5th, 100)...made most of his starts at SS (25), but also saw action at 2B (11 GS) and 3B (11 GS)...selected as DSL Player of the Week for 6/12: 11-for-25 (.440), 2 2B, 2 3B, 1 HR, 6 RBI...**NOTES:** Echedry Miguel Vargas.

YEAR	CLUB	AVG	G	AB	R	H	TB	2B	3B	HR	RBI	SH	SF	BB-I	SO	SB	CS	HP	GDP	OBP	SLG
2022	DSL TEX Blue	.301	54	196	40	59	100	19	5	4	27	0	4	13-0	27	13	5	10	1	.368	.510

**VILLARROEL, MIGUEL****INF**

Ht./Wt.: 6-0/190

Born: Dec. 23, 2001 in Guiría, VZ

Bats/Throws: R/R

Resides: Guiría, VZ

Acquired: Signed as a non-drafted free agent on July 4, 2019.

Signed By: Rafic Saab and Jhonny Gomez

FRONT OFFICE

**2022:** Made his stateside debut over 53 G between the ACL Rangers (Rk.) and Down East (A), batting .332/.414/.428/.842 (62-187) with 2 home runs and 34 RBI...recorded nearly as many walks (24) as strikeouts (27), as his .414 on-base pct. ranked 3rd among TEX farmhands (min. 200 PA)...had hits in 13 of 15 G with ACL Rangers before promotion to Low-A on 7/12...his .323 BA (62-130) would have ranked 2nd in the Carolina League if he qualified...made starts at all 4 infield positions, but primarily appeared at third base...**2021:** Slashed .302/.376/.401/.777 (55-182) with nearly as many walks (18) as strikeouts (21) in his professional debut for DSL Rangers2 (Rk.)...**2020:** Did not see official game action after minor league season was canceled due to pandemic...**2019:** Did not see official game action after signing 1st professional contract on 7/4.

YEAR	CLUB	AVG	G	AB	R	H	TB	2B	3B	HR	RBI	SH	SF	BB-I	SO	SB	CS	HP	GIDP	OBP	SLG
2021	DSL Rangers2	.302	50	182	28	55	73	8	2	2	30	0	1	18-0	21	6	2	4	4	.376	.401
2022	ACL Rangers	.351	15	57	18	20	29	6	0	1	11	0	1	7-0	5	1	1	2	0	.433	.509
	Down East	.323	38	130	22	42	51	6	0	1	23	1	0	17-0	22	8	3	1	4	.405	.392
<b>MINOR TOTALS</b>		<b>.317</b>	<b>103</b>	<b>369</b>	<b>68</b>	<b>117</b>	<b>153</b>	<b>20</b>	<b>2</b>	<b>4</b>	<b>64</b>	<b>1</b>	<b>2</b>	<b>42-0</b>	<b>48</b>	<b>15</b>	<b>6</b>	<b>7</b>	<b>8</b>	<b>.395</b>	<b>.415</b>

COACHES

**VILLINES, STEPHEN****RHP**

Ht./Wt.: 6-2/190

Born: July 15, 1995 in Irvine, CA

Bats/Throws: R/R

Resides: Surprise, AZ

Acquired: As the PTBNL from New York-NL on Sept. 20, 2020, completing the Aug. 5 trade involving RHP Ariel Jurado.

Signed By: Nathan Beuster (NYM)

PLAYERS

**2022:** Made 6 relief appearances with Round Rock (AAA) before undergoing season-ending shoulder surgery...**2021:** Posted a 5-4 record, 3.32 ERA (16 ER/43.1 IP) and 3 saves in 26 G/1 GS for Frisco (AA) and Round Rock (AAA) in his 1st action with the Texas organization...on injured list, 9/16-end of season, with right shoulder impingement...**2020:** Did not see official game action after minor league season was canceled due to pandemic...opened spring training in NYM's minor league camp...acquired by Texas from New York-NL on 9/20, completing trade that sent RHP Ariel Jurado to the Mets on 8/5...TEX also received cash considerations in the trade...**2019:** Combined to go 2-1, 3.25 with 7 saves in 41 G for Binghamton (AA) and Syracuse (AAA)...was a non-roster invitee in the Mets' Major League spring training camp...**2018:** Led all NYM minor league relievers with 96 SO in 66.2 IP at 3 levels...named a mid-season South Atlantic League All-Star for Columbia (A)...**2017:** Made 19 relief ap. for Brooklyn (A) and Kingsport (Rk.) in his 1st pro season...**NOTES:** Selected by New York-NL in the 10th round of the 2017 June draft out of the University of Kansas, where he teammates with fellow Texas pitcher Wes Benjamin in 2014...finished his 4-year career as the Jayhawks' all-time saves leader with 40, one shy of the Big 12 Conference record set by Huston Street at the University of Texas...majored in communications...prepped at El Toro (Calif.) High School.

2022 REVIEW

YEAR	CLUB	W-L	ERA	G	GS	CG	SHO	SV	IP	H	R	ER	HR	HB	BB-I	SO	WP	BK	
2017	Kingsport	2-1	1.08	8	0	0	0	0	8.1	10	1	1	0	0	0-0	11	0	0	
	Brooklyn	1-1	1.89	11	0	0	0	1	19.0	13	5	4	1	1	1-0	30	0	0	
2018	Columbia	2-4	4.86	24	0	0	0	6	33.1	33	21	18	2	2	5-0	54	3	0	
	St. Lucie	2-0	0.41	16	0	0	0	4	22.0	7	1	1	0	0	6-1	25	0	0	
	Binghamton	1-0	3.18	7	0	0	0	0	11.1	6	4	4	1	1	2-0	17	0	0	
2019	Binghamton	2-1	1.20	28	0	0	0	7	45.0	34	9	6	1	3	14-1	42	0	0	
	Syracuse	0-0	6.75	13	0	0	0	0	16.0	23	13	12	4	1	8-0	12	4	0	
2020	DID NOT PITCH																		
2021	Frisco	5-4	3.38	24	0	0	0	3	40.0	39	23	15	3	2	10-1	43	1	0	
	Round Rock	0-0	2.70	2	1	0	0	0	3.1	2	1	1	1	0	1-0	0	0	0	
2022	Round Rock	0-0	12.38	6	0	0	0	0	8.0	12	13	11	4	0	6-0	1	1	0	
<b>MINOR TOTALS</b>		<b>15-11</b>	<b>3.18</b>	<b>139</b>	<b>1</b>	<b>0</b>	<b>0</b>	<b>21</b>	<b>206.1</b>	<b>179</b>	<b>91</b>	<b>73</b>	<b>17</b>	<b>10</b>	<b>53-3</b>	<b>235</b>	<b>9</b>	<b>0</b>	

OPPONENTS

**VIOLA, JOSE****RHP**

Ht./Wt.: 6-1/175

Born: April 25, 2001 in San Juan De La Maguana, DR

Bats/Throws: R/R

Resides: Santo Domingo, DR

Acquired: Signed as a non-drafted free agent on May 24, 2019.

RECORDS

**2022:** Combined to go 3-1 with 2 saves and a 2.70 ERA (10 ER/33.1 IP) over 17 G/3 GS with DSL Rangers Red (Rk.), DSL Rangers Blue (Rk.), and ACL Rangers (Rk.)...opened season in the Dominican and was promoted to Arizona on 8/11 for his 1st stateside stint...**2021:** Returned to DSL Rangers 1 and went 4-1, 4.50 ERA (13 ER/26.0 IP) over 16 relief outings...**2020:** Did not see official game action after minor league season was canceled due to pandemic...**2019:** Made his pro debut over 6 G with DSL Rangers1...**NOTES:** Jose Miguel Viola.

YEAR	CLUB	W-L	ERA	G	GS	CG	SHO	SV	IP	H	R	ER	HR	HB	BB-I	SO	WP	BK	
2019	DSL Rangers1	0-0	3.00	6	0	0	0	0	15.0	11	5	5	0	0	7-0	19	1	0	
2020	DID NOT PITCH																		
2021	DSL Rangers1	4-1	4.50	16	0	0	0	0	26.0	16	13	13	3	2	19-0	20	3	0	
2022	DSL TEX Red	1-1	3.48	10	0	0	0	2	10.1	9	5	4	0	0	3-0	10	1	0	
	DSL TEX Blue	2-0	1.74	5	3	0	0	0	20.2	13	5	4	2	1	8-0	26	2	0	
	ACL Rangers	0-0	7.71	2	0	0	0	0	2.1	1	2	2	0	0	3-0	4	0	0	
<b>MINOR TOTALS</b>		<b>7-2</b>	<b>3.39</b>	<b>39</b>	<b>3</b>	<b>0</b>	<b>0</b>	<b>2</b>	<b>74.1</b>	<b>50</b>	<b>30</b>	<b>28</b>	<b>5</b>	<b>3</b>	<b>40-0</b>	<b>79</b>	<b>7</b>	<b>0</b>	

DEVELOPMENT

**WALCOTT, SEBASTIAN****INF**

Ht./Wt.: 6-4/190

Born: March 14, 2006 in Nassau, Bahamas

Bats/Throws: R/R

Resides: Nassau, Bahamas

Acquired: Signed as a non-drafted free agent on Jan. 15, 2023.

Signed: Jonny Clum

MEDIA

**2023:** Signed with Texas as a non-drafted free agent on 1/15...**NOTES:** Rated among the top 10 prospects in the 2023 international free agent class by Baseball America (no. 6) and MLB Pipeline (no. 8)...was a product of the Junior Baseball League of Nassau (JBLN) and the International Elite (I-Elite) Sports Academy, where he trained with Geron Sands and Albert Cartwright.

**WEBB, BRADFORD****RHP**

Ht./Wt.: 6-2/200

Bats/Throws: R/R

Acquired: Selected in the 7th round of the 2021 MLB Draft...signed on July 12, 2021.

Signed By: Brian Matthews

Born: April 20, 1998 in Charlotte Court House, VA  
Resides: Charlotte Court House, VA

**2022:** Opened season in Injured List (non-COVID illness), but was activated on 7/30...went 3-4 with 2 saves and a 4.55 ERA (31 ER/61.1 IP) over 23 G/7 GS across 4 levels of the Texas farm system: Down East (A), ACL Rangers (Rk.), Hickory (A+), and Frisco (AA)...was 0-3, 6.04 ERA (17 ER/25.1 IP) as a starter and 3-1, 3.50 ERA (14 ER/36.0 IP) in relief...**2021:** Struck out 13 of 34 (38.2%) batters faced without issuing a walk over 6 G for the ACL Rangers (Rk.) in his 1st pro action...**NOTES:** Was an Atlantic 10 All-Championship team selection as a walk-on graduate student at Virginia Commonwealth University in Frisco-21, his lone season with the Rams following 3 campaigns at Division III Hampden-Sydney (Va.) College...went 3-1 with a 3.16 ERA (20 ER/57.0 IP) and team-high 57 strikeouts across 17 G/14 GS in 2021, guiding VCU to an Atlantic 10 Championship and appearance in the Starkville Regional of the NCAA Tournament...graduated cum laude with a degree in business and economics from Hampden-Sydney in 2020 and served as captain of the school's baseball team from 2019-20...was also a Residential Advisor, member of the Leadership Society of 1791, member of Omicron Delta Kappa, Orientation Leader, senator in the Virginia Model General Assembly, President of FCA and Senior Class Vice President...prepped at Randolph Henry High School in Charlotte Court House, Va., where he played baseball, basketball and ran cross country.

YEAR	CLUB	W-L	ERA	G	GS	CG	SHO	SV	IP	H	R	ER	HR	HB	BB-I	SO	WP	BK
2021	ACL Rangers	1-0	3.12	6	0	0	0	0	8.2	9	4	3	0	0	0-0	13	0	0
2022	Down East	3-3	3.86	11	4	0	0	1	39.2	35	20	17	1	2	19-0	47	0	1
	ACL Rangers	0-1	7.71	1	1	0	0	0	2.1	4	2	2	0	0	1-0	2	0	0
	Hickory	0-0	4.50	10	2	0	0	1	18.0	20	12	9	1	0	5-0	24	0	0
	Frisco	0-0	20.25	1	0	0	0	0	1.1	1	3	3	0	0	4-0	2	0	0
<b>MINOR TOTALS</b>		<b>4-4</b>	<b>4.37</b>	<b>29</b>	<b>7</b>	<b>0</b>	<b>0</b>	<b>2</b>	<b>70.0</b>	<b>69</b>	<b>41</b>	<b>34</b>	<b>2</b>	<b>2</b>	<b>29-0</b>	<b>88</b>	<b>0</b>	<b>1</b>

**WENZEL, DAVIS****INF**

Ht./Wt.: 6-0/205

Bats/Throws: R/R

Acquired: Selected in the supplemental 1st round of the 2019 MLB Draft.

Signed By: Josh Simpson

Born: May 23, 1997 in Irvine, CA  
Resides: Waco, TX

**2022:** Spent majority of season at Round Rock (AAA) where he batted .201 (67-333) with career highs in HR (17) and RBI (52) over 91 G...endured pair of stints on the Injured List: 5/24-30 (calf tightness) and 6/28-8/2 (lower back tightness)...had 11 HR and .765 OPS in 41 G after return from 2nd injury (leg, 8/A)...had extreme splits vs. LHP (.895 OPS) and RHP (.608 OPS)...made majority of starts with the Express at shortstop (50) and third base (35), posting a .954 fielding pct. (9 E/196 TC) as a SS...**2021:** Combined to bat .238/346/399/745 (53-223) with 8 HR and 32 RBI in 63 G between Frisco (AA), ACL Rangers (Rk.) and Round Rock (AAA) while missing significant time with separate left wrist ailments...sustained a fractured hamate bone in his left wrist on 5/25 at Midland...underwent surgery and was sidelined until early July...following a rehab assignment in the Arizona Complex League (7/8-16), played one game with Frisco before being placed on the IL on 7/18 with a left wrist sprain that caused him to miss 2 more weeks of action...returned to the RoughRiders upon his recovery (8/19) before a promotion to Round Rock on 9/23...entered the campaign rated among the Rangers top prospects by MLB Pipeline (no. 12) and Baseball America (no. 15)...**2020:** Though he did not see official game action due to the cancellation of the minor league season, was added to the club's Alternate Training Site roster on 8/31 and worked out in Arlington for the remainder of the Major League regular season...he also participated in the Fall Developmental League following the campaign, batting .267 (12-45) with 2 home runs and 1 RBI...was sidelined with a right calf injury for a portion of the Fall League...appeared in 2 spring training 'A' games before camp was halted in March, going 1-for-3 with a double as a minor league extra...entered the season rated as the club's no. 9 (MLB Pipeline) and no. 15 (Baseball America) prospect...**2019:** Selected by Texas in the June draft on 6/3, signed his contract on 7/3 (by scout Josh Simpson), and debuted with the Rookie-level AZL Rangers on 8/22...was promoted to Short-A Spokane on 8/31...combined to go 6-for-19 (.316) with one home run and 2 RBI in 7 games between both clubs...

**NOTES:** Davis McKee Wenzel...he and his wife, the former Rachel Achterman, were married on 5/15/20...played three seasons at Baylor University, finishing with a career .326 batting average, 24 home runs, 121 RBI, and more walks (100) than strikeouts (99) in 154 games for the Bears...shared Co-Big 12 Player of the Year honors with fellow Texas draftee Josh Jung (Texas Tech) in 2019, leading the conference in batting average (.367) and on-base percentage (.449)...committed just 2 errors in his college career...was teammates at Baylor with LHP Cody Bradford, Texas' 2019 6th round selection...made NCAA Regional appearances each year at Baylor and helped the Bears to their first-ever Big 12 title in 2018...prepped at Serra Catholic (Calif.) High School, winning Trinity League championships as a junior and senior...his sister, Bailey, played volleyball at Brown University...was also selected by the Boston Red Sox in the 37th round of the 2018 June draft, but did not sign...played for the Hyannis Harbor Hawks in the Cape Cod League in 2018.

YEAR	CLUB	AVG	G	AB	R	H	TB	2B	3B	HR	RBI	SH	SF	BB-I	SO	SB	CS	HP	GIDP	OBP	SLG
2019	AZL Rangers	.444	4	9	4	4	8	1	0	1	2	0	0	2-0	3	0	0	0	0	.546	.889
	Spokane	.200	3	10	4	2	2	0	0	0	0	0	0	3-0	3	2	1	0	1	.385	.200
DID NOT PLAY																					
2021	Frisco	.239	45	159	23	38	62	6	0	6	23	0	1	21-0	43	1	2	6	4	.348	.390
	ACL Rangers	.250	10	36	12	9	14	0	1	1	7	0	1	5-0	10	0	0	1	0	.349	.389
	Round Rock	.214	8	28	5	6	13	4	0	1	2	0	0	2-0	8	0	0	3	0	.333	.464
2022	Round Rock	.207	85	314	43	65	125	9	0	17	51	0	4	37-0	94	2	1	0	8	.287	.398
	ACL Rangers	.105	6	19	1	2	4	2	0	0	1	0	0	2-0	7	0	0	0	0	.191	.211
<b>MINOR TOTALS</b>		<b>.219</b>	<b>161</b>	<b>575</b>	<b>92</b>	<b>126</b>	<b>228</b>	<b>22</b>	<b>1</b>	<b>26</b>	<b>86</b>	<b>0</b>	<b>6</b>	<b>72-0</b>	<b>168</b>	<b>5</b>	<b>4</b>	<b>10</b>	<b>13</b>	<b>.314</b>	<b>.397</b>

**WIDGER, CJ****LHP**

Ht./Wt.: 6-5/190

Bats/Throws: L/L

Acquired: Selected in the 10th round of the 2021 MLB Draft...signed on July 13, 2021.

Signed By: Takeshi Sakurayama

Born: May 25, 1999 in Pennsville, NJ  
Resides: Pennsville, NJ

**2022:** Did not see official game action after undergoing 'Tommy John' ligament replacement surgery on 6/22/22...**2021:** Did not see official action after being selected by Texas in the 10th round of the MLB Draft...signed on 7/15...**NOTES:** Christopher Jon Widger...went 8-0 with a 1.26 ERA (8 ER/57.0 IP) in 12 G/6 GS in his lone season at Rowan College, a junior college in Gloucester County, N.J. near Philadelphia...earned 2021 NJCAA Division III first team All-America honors...graduated from Pennsville (N.J.) Memorial High School in 2017 and walked-on at Rowan, but left school due to academic issues before returning to the program nearly 3 years later...is the son of former Major League catcher Chris Widger, who played for the Chicago White Sox 2005 World Series champion club.

**WOLFRAM, GRANT****LHP**

Ht./Wt.: 6-8/240  
 Bats/Throws: L/L

Born: Dec. 12, 1996 in Holland, MI  
 Resides: Hamilton, MI

Acquired: Selected in the 18th round of the 2018 June draft...signed July 3, 2018.  
 Signed By: Roger Coryell

FRONT OFFICE

**2022:** Was promoted to Frisco (AA) and converted to a full-time relief role, going 3-3 with 2 saves and a 4.42 ERA (28 ER/57.0 IP) over 39 G... registered a 6.23 ERA (24 ER/34.2 IP) over first 22 G, but posted a 1.61 ERA (4 ER/22.1 IP) over last 17 G (beg. 7/23)...limited opponents to a .232 BA (49-211), incl. .160 BA (12-75) vs. LHB and .272 BA (37-136) vs. RHB...went 1-0 with a 1.86 ERA (2 ER/9.2 IP) over 7 relief outings for the Arizona Fall League Champion Surprise Saguaros...struck out 13 of 36 (36.1%) batters faced and issued just 2 walks...named to AFL Rising Stars team...**2021:** Paired a 2-3 record with a 4.21 ERA (31 ER/66.1 IP) over 17 G/14 GS with Hickory (A+), his 1st exposure to the High-A level...13.43 SO/9 figure led HIC staff and was 2nd-highest among High-A East leaders (min. 60.0 IP)...limited opposing batters to a .242 BA (63-260), including a .154 BA (12-78) by LHB...**2020:** Did not see official game action after minor league season was canceled due to pandemic...pitched in the Fall Developmental League, striking out 20 of 50 (40%) batters faced: 14.1 IP, 7 H, 5 R, 5 BB, 20 SO...**2019:** Went 4-0, 3.90 (14 ER/32.1 IP) in 16 G as a reliever and 1-3, 4.62 (19 ER/37.0 IP) in 9 G as a starter...was on injured list from 6/15-22 (right calf strain) and 8/22-end of season (left shoulder strain)...**2018:** Logged 8 G/ove GS for the AZL Rangers in 1st pro season...**NOTES:** Draft selection was dedicated to former Rangers scout Roger Coryell, who passed away at age 70 in April 2018...played 2 seasons at Davenport University, finishing among the program's all-time leaders in SO/9 (1st, 10.81), starts (2nd, 29), wins (3rd, 19), and strikeouts (3rd, 195)...in 2018, recorded 95 SO in 69 IP, including a school-record 13 SO in no-hitter on 4/27 vs. Ashland...transferred from Central Michigan University...prepped at Hamilton (Mich.) High School...originally selected by Detroit in the 17th round of the 2015 June draft, but did not sign.

COACHES

YEAR	CLUB	W-L	ERA	G	GS	CG	SHO	SV	IP	H	R	ER	HR	HB	BB-I	SO	WP	BK	
2018	AZL Rangers	0-0	3.38	8	1	0	0	0	10.2	12	4	4	0	0	6-0	10	0	0	
2019	Hickory	5-3	4.28	25	9	0	0	0	69.1	72	38	33	3	5	30-0	73	6	0	
2020		DID NOT PITCH																	
2021	Hickory	2-3	4.21	17	14	0	0	0	66.1	63	38	31	11	4	34-0	99	5	0	
2022	Frisco	3-3	4.42	39	0	0	0	2	57.0	49	32	28	3	3	43-1	71	10	0	
<b>MINOR TOTALS</b>		<b>10-9</b>	<b>4.25</b>	<b>89</b>	<b>24</b>	<b>0</b>	<b>0</b>	<b>2</b>	<b>203.1</b>	<b>196</b>	<b>112</b>	<b>96</b>	<b>17</b>	<b>12</b>	<b>113-1</b>	<b>253</b>	<b>21</b>	<b>0</b>	

PLAYERS

**WYNYARD, KAI****RHP**

Ht./Wt.: 6-0/185  
 Bats/Throws: R/R

Born: June 22, 2002 in Queensland, Australia  
 Resides: Queensland, Australia

Acquired: Signed by Texas as a minor league free agent on Oct. 2, 2020.  
 Signed By: Ben Moore

2022 REVIEW

**2022:** Went 4-2 with 2 saves and a 4.50 ERA (20 ER/40.0 IP) over 19 G between the ACL Rangers (Rk.) and Down East (A)...promoted to Low-A on 7/4 and struck out 27 of 105 (25.7%) batters faced for the Wood Ducks in his full season debut...**2021:** Appeared in 15 G/5 GS with the Rookie-level ACL Rangers in his professional debut...**2020:** Signed by Texas as a minor league free agent on 10/2...**NOTES:** Kai-Noa Wynyard...pitched for the Redcliffe Padres of the Greater Brisbane League since his youth...in his final season, went 3-1 with a 3.24 ERA and 50 strikeouts in 41.2 innings across 14 games/6 starts while limiting opponents to a .222 batting average...represented Queensland and Australia at the junior level, including a fourth-place finish at the 2019 U18 Baseball World Cup in South Korea...father, Andrew, was a professional rugby player...was mentored by Australian baseball legend and two-time World Series champion Graeme Lloyd...also played basketball, rugby, and ran track and field.

OPPONENTS

YEAR	CLUB	W-L	ERA	G	GS	CG	SHO	SV	IP	H	R	ER	HR	HB	BB-I	SO	WP	BK
2021	ACL Rangers	1-2	5.40	15	5	0	0	1	28.1	28	19	17	1	2	31-1	40	2	0
2022	ACL Rangers	4-0	4.86	7	0	0	0	0	16.2	12	9	9	1	2	4-0	24	3	0
	Down East	0-2	4.24	12	0	0	0	2	23.1	20	12	11	3	4	10-1	27	1	0
<b>MINOR TOTALS</b>		<b>5-4</b>	<b>4.87</b>	<b>34</b>	<b>5</b>	<b>0</b>	<b>0</b>	<b>3</b>	<b>68.1</b>	<b>60</b>	<b>40</b>	<b>37</b>	<b>5</b>	<b>8</b>	<b>45-2</b>	<b>91</b>	<b>6</b>	<b>0</b>

RECORDS

**ZAVALA, AARON****OF**

Ht./Wt.: 6-1/210  
 Bats/Throws: L/R

Born: June 24, 2000 in Eugene, OR  
 Resides: Keizer, OR

Acquired: Selected in the 2nd round of the 2021 MLB Draft...signed on Aug. 1, 2021.  
 Signed By: Gary McGraw

DEVELOPMENT

**2022:** Slashed .277/.420/.453/.873 (114-411) with 16 home runs and 62 RBI over 111 G between High-A Hickory (81 G) and Double-A Frisco (30 G) this season...his .420 on-base pct. was the highest among TEX farmhands (min. 250 PA), and his 89 walks ranked 2nd in the organization to only Trevor Bauer (93)...batted .277/.410/.482/.892 (31-112) with 5 HR, 21 RBI, and nearly as many walks (21) as strikeouts (29) after being promoted to Double-A on 7/30...went 3-for-13 with 2 HR, 3 RBI, and 5 BB/5 SO over 4 G in the Texas League Playoffs...named a High-A postseason All-Star and ranked as the no. 6 prospect in the TEX system by Baseball America...also touted for being the 'Best Hitter for Average' and owning the 'Best Strike-Zone Discipline' in the TEX organization by BA...played 5 G for Surprise in Arizona Fall League before suffering right elbow injury that required internal brace surgical procedure...will not return to the field until after the start of the 2023 regular season...**2021:** Hit .293/.419/.400/.819 with 1 HR and 9 RBI across 22 G with the Arizona Complex League Rangers and Low-A Down East in his pro debut...recorded nearly as many walks (10) as strikeouts (13), and went perfect 9-for-9 in stolen base attempts...was 2-for-31 in his final 9 contests after a productive start...rated club's 19th-best prospect by MLB Pipeline after season...signed by Texas just prior to the 8/1 deadline...participated in the Rangers' Fall Instructional League and Texas Tour games against local universities in October...**NOTES:** Aaron David Kenneth Zavala...was named 2021 Pac-12 Player of the Year after batting .392/.525/.628/1.153 (78-199) with 9 home runs and 38 RBI as a junior at the University of Oregon, finishing with the nation's 5th-highest on-base percentage...reached base safely in 50 of the Ducks' 51 G...also ranked among Division I leaders in walks (T6th, 50) and led the conference in batting average...50 walks and 64 runs were program records for a single season...prepped at South Salem High School in Salem, Oregon...was named Oregon's 6A Player of the Year and Greater Valley Conference Player of the Year as a senior in 2018, when he batted .561/.656/.939 with 6 home runs, 19 RBI, 19 doubles, 55 runs, and 29 walks.

MEDIA

YEAR	CLUB	AVG	G	AB	R	H	TB	2B	3B	HR	RBI	SH	SF	BB-I	SO	SB	CS	HP	GDP	OBP	SLG
2021	ACL Rangers	.273	7	22	5	6	7	1	0	0	2	0	0	3-0	7	2	0	1	0	.385	.318
	Down East	.302	15	53	13	16	23	4	0	1	7	0	1	10-0	13	7	0	3	0	.433	.434
2022	Hickory	.278	81	299	61	83	132	10	3	11	41	0	0	68-1	79	10	5	8	2	.424	.442
	Frisco	.277	30	112	28	31	54	8	0	5	21	0	1	21-0	29	4	1	5	4	.410	.482
<b>MINOR TOTALS</b>		<b>.280</b>	<b>133</b>	<b>486</b>	<b>107</b>	<b>136</b>	<b>216</b>	<b>23</b>	<b>3</b>	<b>17</b>	<b>71</b>	<b>0</b>	<b>2</b>	<b>102-1</b>	<b>128</b>	<b>23</b>	<b>6</b>	<b>17</b>	<b>6</b>	<b>.420</b>	<b>.444</b>



# MEDIA

Rangers General Manager Chris Young led efforts this winter to sign new manager Bruce Bochy, as well as acquiring starting pitchers Jacob deGrom, Nathan Eovaldi, Andrew Heaney, and Jake Odorizzi.



# 2023 TEXAS RANGERS MEDIA INFORMATION

## TEXAS RANGERS COMMUNICATIONS DEPARTMENT

Globe Life Field  
734 Stadium Drive, Arlington, TX 76011

FRONT OFFICE

**JOHN BLAKE** ..... Executive Vice President, Public Affairs (jblake@texasrangers.com)

### BASEBALL COMMUNICATIONS

**RICH RICE** ..... Vice President, Baseball Communications (rice@texasrangers.com)

**WILL NADAL** ..... Director, Baseball Communications (wnadal@texasrangers.com)

**TYLER STRACHAN\*** ..... Assistant Director, Baseball Communications (tstrachan@texasrangers.com)

COACHES

### BUSINESS COMMUNICATIONS

**CHAD SEELY** ..... Director, Business Communications (cseely@texasrangers.com)

**LAUREN WYATT** ..... Manager, Business Communications (lwyatt@texasrangers.com)

### BROADCASTING

**ANGIE SWINT** ..... Vice President, Broadcasting and Communications (aswint@texasrangers.com)

**CARTER MARTIN\*** ..... Assistant, Broadcasting and Communications (cmartin@texasrangers.com)

\*Handles media credential requests

PLAYERS

**OFFICE** ..... 817.273.5203

**FAX** ..... 817.542.0146

2023 REVIEW

**PARKING:** Media parking for Globe Life Field is in Tacoma Lot R, which is located on Stadium Drive and Sanford St. just south of Cowboys Way and Globe Life Field. Media must enter Lot R thru the R4 entrance off Sanford Drive, which opens 51/2 hours prior to game time or the R1 entrance off Cowboys Way, which opens 3 hours prior to game time. Please park in the designated areas. A season parking credential will access Lot R media parking. In addition, every individual who has been approved for daily credentials will have their names on the parking list with the attendant at the R1 entrance.

**CREDENTIAL PICKUP:** Credentials can be picked up at the media credentials window, which is located just west of the Southwest Gate. The credentials window opens 5 hours prior to first pitch.

**MEDIA GATE:** The media gate at Globe Life Field is located at the Southwest Gate on Cowboys Way across from Parking Lot R. The media gate opens five hours prior to first pitch. Rangers security personnel scan all credentials and will inspect all media bags prior to allowing entrance into Globe Life Field. **PLEASE NOTE THAT ALL INDIVIDUALS WITH MEDIA PASSES, INCLUDING BROADCAST CREWS FOR TELEVISION AND RADIO RIGHTS HOLDERS, MUST ENTER GLOBE LIFE FIELD THROUGH THE SOUTHWEST MEDIA GATE.**

**ACCESS TO BROADCAST CENTER AND PRESS BOX:** Access to the upper concourse (broadcast center) and press box is available by the media elevator, which is located behind home plate and runs between the field level, main concourse, upper concourse, and press box. On the main concourse, the media elevator is located across from the Media/Southwest Gate of Globe Life Field.

OPONENTS

**PRESS BOX:** The Globe Life Field press box is located above the upper concourse behind home plate. The press box can be accessed from the media elevator on the main concourse behind home plate. **Only individuals with media credentials will be allowed access to the press box.** No guests will be allowed in the press box at any time. The press box phone number is 817-533-1914

**BROADCAST CENTER:** All broadcast television and radio booths for home and visiting rightsholders are located in the broadcast center on the upper concourse behind home plate. The broadcast center can be accessed from the upper concourse or from the media elevator on the main concourse behind home plate. **Only individuals with media credentials will be allowed access to the broadcast center.** No guests will be allowed in the broadcast center at any time, and all broadcast booths will be reserved on a per game basis.

**MEDIA WORKROOM:** The media workroom is located on the press box level adjacent to the media elevator.

RECORDS

**PRESS ROOM:** The media dining room is located directly behind the press box seating area on the press box level. It is open for pregame meal service beginning 2 ½ hours prior to game time to accredited media members only. There is a \$13.00 meal charge and only credit cards are accepted. In-game snacks will also be on sale in the press room.

**FIELD ACCESS:** Members of the media can access the field by taking either of the two media elevators located on the main concourse behind home plate to the Event Level (EL). Go right off the elevator and proceed on the Event Level to the entrance of the Field Tunnel which will be located on the right. There will be signage to direct you.

Access to the playing field will be from the beginning of Rangers' batting practice until approximately 45 minutes prior to first pitch. As a general rule, media will not be permitted in the Rangers first base dugout.

DEVELOPMENT

**CLUBHOUSE ACCESS:** Members of the media can access the clubhouses by taking either of the two media elevators located on the main concourse behind home plate to the Event Level (EL). Go left off the elevator and proceed on the Event Level to the **Rangers clubhouse.** Go right off the elevator and proceed on the Event Level to the **visiting clubhouse.** **PLEASE NOTE that clubhouse access will be limited.**

**INTERVIEW ROOM ACCESS:** Members of the media can access the interview room by taking either of the two media elevators located on the main concourse behind home plate to the Event Level (EL). Go left off the elevator and proceed on the Event Level, and the interview room will be on the left. The Rangers media interview room will be utilized for manager Bruce Bochy's pre and post-game media availabilities.

**STILL PHOTOGRAPHERS ACCESS:** Still photographers who have been approved for daily credentials will receive an assigned location in the lower photo wells on both the first and third base side. The digital photo workroom located off the field tunnel will be available for designated daily outlets only. All other photographers can use the media workroom on the press box level. Still photographers who need assistance can contact Rangers Manager of Photography Ben Ludeman at 817-287-8603 or bludeman@texasrangers.com.

MEDIA

**RF COORDINATION:** All RF devices **MUST** be registered prior to entry into Globe Life Field. There will be no exceptions. The device and frequency under which it operates must be reported in advance to avoid interference with the many radio frequency devices that already have been established. Media should submit their information to wirelesscoordinator@texasrangers.com or by visiting [https://rangers.co1.qualtrics.com/jfe/form/SV\\_9LJ9rSaqHfZ25A1](https://rangers.co1.qualtrics.com/jfe/form/SV_9LJ9rSaqHfZ25A1).

Please note, if you are in violation of the wireless policy, you may be subject to removal from the facility.

**WIRELESS ACCESS:** Globe Life Field's press box and broadcast center is equipped with wireless internet connection: MLB-Press with the password: Hom3RUn!. A member of the communications staff can assist in establishing a connection.

# COMMUNICATIONS DEPARTMENT

## BASEBALL COMMUNICATIONS



**RICH RICE**  
Vice President,  
Baseball Communications



**WILL NADAL**  
Director,  
Baseball Communications



**TYLER STRACHAN**  
Assistant Director,  
Baseball Communications

FRONT OFFICE

COACHES

PLAYERS

2022 REVIEW

OPPONENTS

RECORDS

DEVELOPMENT

MEDIA

## BUSINESS COMMUNICATIONS



**CHAD SEELY**  
Director,  
Business Communications



**LAUREN WYATT**  
Manager,  
Business Communications

## BROADCASTING



**ANGIE SWINT**  
Vice President,  
Broadcasting & Communications



**CARTER MARTIN**  
Assistant,  
Broadcasting & Communications

## PHOTOGRAPHY



**BEN LUDEMAN**  
Manager,  
Photography



**BAILEY ORR**  
Photography  
Assistant

## INTERN



**COLE PETERSON**  
Intern,  
Communications

# RANGERS TELEVISION NETWORK



Antonio Spurs, Oklahoma City Thunder and New Orleans Pelicans; MLB's Texas Rangers; the NHL's Dallas Stars; the WNBA's Dallas Wings; collegiate events, including expanded coverage of the University of Oklahoma and University Interscholastic League (UIL) Texas high school events. Nationally, the 19 Bally Sports Regional Networks serve as the TV home to more than half of all MLB, NHL and NBA teams based in the United States and produce more than 4,500 live local professional telecasts each year in addition to a wide variety of locally produced sports events and programs.

Bally Sports Southwest is the exclusive local television rights holder for Texas Rangers baseball. All Rangers broadcasts on Bally Sports Southwest are also available on the Bally Sports app. Bally Sports Southwest is the local television home of the Texas Rangers and is available in Texas, Oklahoma, Louisiana, and Arkansas. The regional sports network specializes in home team coverage of Southwest professional and collegiate teams. Bally Sports Southwest, and its sister regional sports networks Bally Sports Oklahoma and Bally Sports New Orleans, are the television homes of the NBA's Dallas Mavericks, San

FRONT OFFICE

COACHES

PLAYERS

2022 REVIEW

OPPONENTS

RECORDS

DEVELOPMENT

MEDIA



## DAVE RAYMOND

TELEVISION PLAY-BY-PLAY

Dave Raymond is in his seventh year as the primary play-by-play announcer for the club's television broadcasts on Bally Sports Southwest. Raymond joined the Rangers in 2016 and worked approximately 45 TV games that season.

The 28-year broadcasting veteran called radio and television games for the Houston Astros from 2006-2012. Raymond also has major league experience on the radio side with the San Francisco Giants and Baltimore Orioles and has been a Minor League broadcaster for the Brockton Rox, Sonoma County Crushers, Charleston RiverDogs, and Iowa Cubs. From 2013-15, he served as a play-by-play and studio host for Major League Baseball Advanced Media. His other broadcasting credits include college football, basketball, baseball, and softball for ESPN, Comcast, Root Sports, and the CBS Sports

Network. Raymond was the pre- and post-game studio host for Houston Texans shows on FSSW in 2013 and 2014. He was also a business reporter for Forbes and Forbes ASAP from 1997-2002.

Raymond is a 1994 graduate of Stanford University, where he was Senior Class President and a member of the track and field team. Dave resides in Flower Mound, TX with his wife Tish and sons Donnie (20), Tommy (18), and Mike (15).



## C.J. NITKOWSKI

TELEVISION COLOR ANALYST / PLAY-BY-PLAY

Former major league pitcher C.J. Nitkowski joined the Rangers as a television analyst in 2017. He is expected to work about 105 regular season games again in 2023 and will do a select number of games as the play-by-play announcer on Bally Sports Southwest.

Nitkowski is also an analyst for MLB Network Radio on Sirius/XM and currently co-hosts the daily afternoon program Loud Outs with Ryan Spilborghs. He worked for FOX from 2014-19, serving as an analyst on national broadcasts for FOX/FS1 as well as working in a studio role for MLB WhipAround and pre- and post-game programming on FOX MLB regular and postseason games.

The left-hander pitched in 336 games for eight major league teams (Cincinnati, Detroit, Houston, New York Mets, Texas, Atlanta, New York Yankees, Washington) from 1995-2005, including an 18-game stint with the Rangers in 2002 and 2003. He completed his playing career with two years each in Japan and Korea before beginning his broadcasting career. Nitkowski also played Dutch Leonard in the movie 42 in 2013 and has had multiple cameos as well as serving as a script consultant for FOX TV's Pitch, which aired in 2016.

A native of Suffern, New York, Nitkowski was selected by Cincinnati in the first round of the 1994 MLB 1st Year Player Draft out of St. John's (NY) University. He lives in Alpharetta, GA with his wife Megan and three children, Matthew (22), Brooke (20), and Luke (14).



## DAVE VALLE

TELEVISION COLOR ANALYST

Former Major League catcher Dave Valle joined the Texas Rangers broadcast team in 2022 and will again serve as an analyst on a select number of Bally Sports Southwest telecasts this season.

Valle has an extensive broadcast career, working as an analyst for MLB Network's programming, including the Emmy Award winning flagship studio show MLB Tonight, from 2009-21. He also was an analyst on Seattle Mariners television and radio broadcasts from 1997-2008 and 2011-12.

A 13-year Major League veteran with Seattle (1984-93), Boston (1994), Milwaukee (1994), and Texas (1995-96), Valle had a .237 batting average with 77 home runs and 350 RBI in 970 career games. He posted a .992 career fielding percentage behind the plate, leading the American League with a .997 mark in 1990. Valle served as Ivan Rodriguez' backup during his final two big league seasons with the Rangers, including 1996, when Texas won its first ever A.L. West Division title.

In 2014, Valle managed Seattle's short season A Everett club in the Northwest League. The New York City native starred at Holy Cross High School in Flushing before his selection by Seattle in the second round of the June 1978 amateur draft.

Active in the community throughout his Major League career, Valle is co-founder with his wife Vicki, president, and board chairman of Esperanza International, a non-profit community development organization founded in 1995 and based in the Dominican Republic and Haiti. Esperanza International serves economically disadvantaged people through microfinance loans, health care, and education by facilitating community-based sustainable development programs.

Dave and Vicki, who have three children, moved from the Seattle area to the Dallas-Fort Worth Metroplex in the summer of 2022.

FRONT OFFICE

COACHES



## DAVID MURPHY

TELEVISION COLOR ANALYST

David Murphy has been an analyst for select television games since 2019. The former outfielder has also been a member of the team's pre and post-game television coverage on Bally Sports Southwest since 2017. In addition, Murphy also has experience as an analyst on BSSW broadcasts of Frisco RoughRiders home games.

Murphy retired after the 2015 season with a .274 career average and 104 home runs in 1,100 MLB games with Boston (2006-07), Texas (2007-13), Cleveland (2014-15), and the Los Angeles Angels (2015). He appeared in over 100 games for six straight seasons for the Rangers from 2008-13 with at least 11 home runs each year.

The left-handed batter posted career highs with 74 RBI in 2008, 17 homers in 2009, and a .304 batting average in 2012. He was the Rangers' 2007 Rookie of the Year and the recipient of the 2011 Harold McKinney Good Guy Award. Murphy was also selected to the Rangers Globe Life Park All-Time Team in September 2019.


The Houston native graduated from Klein High School in Spring, TX and then played three years at Baylor University before being selected by Boston in the first round of the 2003 Major League Draft. He made his big league debut with the Red Sox in September 2006 before being traded to the Rangers at the trading deadline in July 2007.

David and his wife Andrea have four children and live in Southlake.

PLAYERS

2022 REVIEW

OPPONENTS



## EMILY JONES

FIELD REPORTER

A familiar face in Texas Rangers telecasts, Emily Jones returns in 2023 as the field reporter for approximately half of the Texas Rangers telecasts. In addition, she contributes to the bi-weekly Rangers Insider show and other in-season and off-season Rangers programming on Bally Sports Southwest. Jones also makes appearances on behalf of the club and undertakes assignments for MLB Network and MLB.com. Jones has been a part of the Rangers' television broadcasts since 2007.

Jones worked full-time for FOX Sports Southwest on a variety of the network's programming from 2004 through October 2013. She previously was a news reporter and sports director at KCBT-TV in Lubbock. She is a graduate of

Texas Tech University.

She is the author of two children's books, A Place for Everyone (2017) and Something Special in the Stands (2018) and co-hosts The Mom Game podcast. Jones is a member of the Board of Directors for the Do It For Durrett Foundation.

Emily and her husband Mike McCoy have two children, Henry and Hattie, and reside in Fort Worth.

RECORDS

DEVELOPMENT

MEDIA



# LESLEY MCCASLIN

FIELD REPORTER

Lesley McCaslin will serve as a field reporter for approximately half of the Texas Rangers telecasts on Bally Sports Southwest in 2023. In addition, she contributes to the bi-weekly Rangers Insider show and hosts selected Rangers pre and post-game coverage on BSSW.

McCaslin, who has contributed to Rangers' programming for the last 11 years, is also a reporter on select Dallas Mavericks home and road broadcasts.

Previously, she was the courtside reporter and host for the Oklahoma City Thunder. She covered the team led by Kevin Durant and Russell Westbrook for seven years. During that time, she won two Emmy Awards for live sporting events as a part of the broadcast team on then Fox Sports Oklahoma. McCaslin has also covered the sidelines of Big 12 college football games. Other career stops include News 8 in Austin and KTXS in Abilene where she started her career.

McCaslin also works for Dallas-based Benchmark Title in a business development role in commercial real estate.

Lesley grew up in Lubbock, Texas, and graduated from the University of Texas at Austin with degrees in Broadcast Journalism and Theater. She now lives in Dallas with her three children; a son, Hunter (6), and two daughters, Sullivan (3) & Harrison (2).

FRONT OFFICE

COACHES

PLAYERS

2022 REVIEW

OPPONENTS

RECORDS

DEVELOPMENT

MEDIA

## RANGERS LIVE! HOSTS ON BALLY SPORTS SOUTHWEST



MIKE BACSIK



STEVE BUCHELE



MARK MCEMORE



MICHELLE McMAHON



BRIEN REA



JOHN RHADIGAN



# RANGERS RADIO NETWORK

Audacy, a leading media and entertainment company and the unrivaled leader in sports radio, and the Texas Rangers hold a multi-year partnership for the team's English language play-by-play broadcasts that was extended in January 2020. Audacy's 105.3 The FAN (KRLD-FM) is the home of the Rangers and covers both regular and postseason games, as well as select Spring Training games. Rangers fans can also listen to the games in DFW through the Audacy app. As the premier sports audio producers and leaders in live, local programming, Audacy complements its play-by-play coverage on 105.3 The FAN, with live pre- and post-game shows, and Rangers-themed daily programming featuring interviews with players, coaches and front office personnel.

105.3 The FAN is an Audacy station. Audacy, the fastest growing digital audio app in the United States and the leader in local sports coverage, currently has over 500 stations and thousands of podcasts, with more added continuously on its rapidly growing platform. The partnership with KRLD (AM & FM) began in 1995 and went through 2010. It was renewed in 2014. From 1995 to 2008, all games were broadcast on NewsRadio 1080 (KRLD-AM). After its launch in the fall of 2008, 105.3 The FAN became the first FM station to broadcast Rangers games by airing the

team's 2009-2010 season weekday games. NewsRadio 1080 continues to broadcast any games that conflict with previously scheduled programming on 105.3 The FAN. Audacy is a leading American media and entertainment company reaching and engaging over 170 million people each month through its premier collection of highly rated, award-winning radio stations, digital platforms and live events. As one of the country's two largest radio broadcasters, Audacy offers integrated marketing solutions and delivers the power of local connection on a national scale with coverage of close to 90% of persons 12+ in the top 50 markets.

Audacy is the #1 creator of live, original, local audio content and the nation's unrivaled leader in news and sports radio. Listeners can tune in 105.3 The Fan (KRLD-FM) in Dallas, as well as nationwide on the Audacy app. Fans can also connect with the station on social media via Twitter, Facebook and Instagram. In addition, the Rangers Radio Network provides Rangers baseball coverage to more than 70 stations throughout six states: Texas, Arkansas, Louisiana, Oklahoma, Kansas, and New Mexico. The Rangers oversee all production and network elements for the radio broadcasts with distribution provided by Skyview Satellite Networks.



## ERIC NADEL

RADIO PLAY-BY-PLAY / COLOR

The 2014 recipient of the Ford C. Frick Award, Eric Nadel is in his 28th year as the lead voice on the Texas Rangers radio broadcasts. It marks his 45th year broadcasting Rangers baseball, the longest tenure of any announcer in the history of the franchise and the third longest continuous current stint with one team among the 30 Major League clubs, second in the American League to Kansas City's Denny Matthews (55th year in 2023).

The Ford C. Frick Award is presented annually for excellence in broadcasting by the National Baseball Hall of Fame and Museum. Nadel was the first primary voice of the Rangers to be honored with the Frick Award, which was first presented in 1978. He was a finalist for the 2011, 2012, and 2013 Frick Awards. Nadel was honored at the Hall of

Fame's Awards Presentation on July 26, 2014 in Cooperstown, New York, along with 2014 J.G. Taylor Spink Award winner Roger Angell and Buck O'Neil Lifetime Achievement Award recipient Joe Garagiola.

Nadel is an eight-time selection of the National Sportscasters and Sportswriters Association Texas Sportscaster of the Year Award (1999, 2001, 2002, 2006, 2009, 2010, 2011, 2015) and was twice honored by the Associated Press for best play-by-play in Texas. He was inducted as the 15th member of the Texas Rangers Baseball Hall of Fame on August 11, 2012.

Nadel joined the Rangers in 1979 and called games on television and radio in his first three seasons. Beginning in 1982, he began a 13-year run with Mark Holtz as the radio team on WBAP while returning to the television booth for one year in 1984. Nadel became the team's lead radio voice on KRLD Radio when Holtz moved to television in 1995.

Nadel is a graduate of Brown University, where he called football and hockey on the college radio station. He had Minor League hockey play-by-play stints in Muskegon, MI, Oklahoma City, Dallas and Fort Worth, and was also the radio voice of the Dallas Diamonds of the Women's Professional Basketball League. Nadel spent several off-seasons learning Spanish and has taken part in Spanish game broadcasts in numerous Latin American countries.

He is also the author of four books, including his latest work, LIM-ERIC!, an illustrated book of limericks published in November 2018. A portion of the proceeds from the sales of that book is going to the Texas Rangers Baseball Foundation. Nadel also wrote Texas Rangers: The Authorized History, which was released in 1997. In November 2020, the Texas Rangers Baseball Foundation, UNT's Mayborn School of Journalism and UNT's Department of Media Arts announced the creation of the Eric Nadel Excellence in Sports Broadcasting Scholarship. The \$30,000 scholarship provides two students "with a passion for sports broadcasting" \$15,000 each over two academic years.

Eric is very active in the local music scene, annually presenting a Birthday Benefit Concert at Dallas' Kessler Theater. The 2023 Concert, the 11th to take place, is scheduled for May 18, 2023 and will benefit the Grant Halliburton Foundation. He also stages a monthly concert series at Dallas' Cafe Momentum, for which he is the Music Director. He is very involved in numerous mental health causes and has served as a spokesman for the national Campaign to Change Direction and for Texas State of Mind. Eric is a longtime animal activist and raised the funds for the construction of the first leash-free dog park in North Texas at Mockingbird Point in Dallas.

In January 2023, he received the Shalom Award for his lifetime community efforts from the Temple Shalom Brotherhood in Dallas.

A 1991 inductee in the Texas Baseball Hall of Fame, Nadel and his wife, Jeannie, reside in Dallas and Durango, CO with their dog, Kirby, a terrier mix.

## LONGEST CURRENT TENURED MLB BROADCASTERS WITH ONE TEAM (INCLUDING 2023)

Years	Broadcaster	Team	First Season with Team
55	Denny Matthews	Royals English Radio	1969
53	Bob Uecker	Brewers English Radio	1971
45	Eric Nadel	Rangers English Radio	1979
41	Joe Castiglione	Red Sox English Radio	1983
40	Dick Bremer	Twins Television	1983 (did not do games in 1986)
38	Rick Rizzs	Mariners Radio/TV	1983 (did not do games in 1992-94)

FRONT OFFICE



## MATT HICKS

RADIO PLAY-BY-PLAY / COLOR

Matt Hicks is in his 11th full season in the Texas Rangers radio booth after joining the broadcasts in June 2012. The only other broadcasters to work at least ten seasons on Rangers' English radio games are Eric Nadel (45th year in 2023) and the late Mark Holtz (13).

Hicks came to the Rangers from the Corpus Christi Hooks, the Houston Astros Texas League affiliate, where he had served as Director of Broadcasting and Media Relations since 2005. In that role, he was the primary play-by-play voice on all radio broadcasts and called Hooks television games on Fox Sports Southwest's Astros Minor League Game of the Week from 2007-09.

Hicks has 34 years of professional baseball play-by-play experience, making stops with Frederick of the Carolina League from 1989-94 and El Paso of the Texas League from 1995-2004 before becoming an inaugural employee at Corpus Christi. He is a former winner of the Radio Broadcaster of the Year Award in El Paso and in 2016 was inducted into the El Paso Baseball Hall of Fame.

In addition, Hicks has extensive experience broadcasting college basketball with Mount St. Mary's College (Emmitsburg, MD), James Madison University (Harrisonburg, VA), the University of Texas-El Paso, New Mexico State University, and Texas A&M University-Corpus Christi. He was also the first play-by-play voice of the El Paso Buzzards of the Western Professional Hockey League. During his time in Corpus Christi, Hicks broadcast high school football on the Texas Sports Radio Network's CCISD Game of the Week.

Hicks is a graduate of the University of Maryland in College Park, where he called baseball, football, basketball, and lacrosse on WMUC Radio. The native of Washington, D.C. also was an extra in the movie Major League II, appearing in scenes featuring Bob Uecker, A.K.A. Harry Doyle. Matt and his wife, Estelle, reside in Keller. They enjoy Top Golf, Skip-Bo and live theater. Their son, Nathaniel, is a student in the School of Dramatic Arts at the University of Southern California. Matt's daughter, Amy lives in Virginia.

COACHES

PLAYERS

2022 REVIEW



## JARED SANDLER

PRE- AND POST-GAME HOST  
RADIO PLAY-BY-PLAY / COLOR

Jared Sandler is in his ninth season as the full-time pre- and post-game host for the Texas Rangers Radio Network. He will also provide radio play-by-play for approximately 60 Rangers' games in 2023.

In addition to his duties with the Rangers, Jared also fulfills various on-air responsibilities with the team's flagship, 105.3 The FAN, joining the station in March 2015. He has also been the television voice of the Frisco RoughRiders, the Rangers' Texas League affiliate, and the Texas Legends of the NBA's G League. A native of Dallas, Sandler previously worked for 103.3 FM ESPN as an on-air host. Prior to his return to DFW, he spent two years with ESPN 100.9 FM/

Great Lakes Loons (Midwest League), calling play-by-play for baseball, basketball, and football, as well as hosting the region's highest-rated afternoon drive sports talk show.

A graduate of the University of Southern California (USC) in 2011, Sandler earned a Bachelor of Arts in Communication and a minor in Entrepreneurial Studies. While at USC, in addition to directing the student-led sports radio station and working with ESPN 710 in Los Angeles, Jared also was a member of the school's baseball program, serving as a practice player and aiding in baseball operations.

In December 2022, Sandler held the sixth annual Jared Sandler's Swinging Fore A Cause event to benefit the Greater Dallas area of Special Olympics Texas. He and his wife Emily reside in Dallas.

OPPONENTS

RECORDS

DEVELOPMENT

MEDIA

### FORD C. FRICK AWARD WINNERS

1978	Mel Allen	1989	Harry Caray	2001	Felo Ramirez	2013	Tom Cheek
	Red Barber	1990	By Saam	2002	Harry Kalas	2014	Eric Nadel
1979	Bob Elson	1991	Joe Garagiola	2003	Bob Uecker	2015	Dick Enberg
1980	Russ Hodges	1992	Milo Hamilton	2004	Lon Simmons	2016	Graham McNamee
1981	Ernie Harwell	1993	Chuck Thompson	2005	Jerry Coleman	2017	Bill King
1982	Vin Scully	1994	Bob Murphy	2006	Gene Elston	2018	Bob Costas
1983	Jack Brickhouse	1995	Bob Wolff	2007	Denny Matthews	2019	Al Helfer
1984	Curt Gowdy	1996	Herb Carneal	2008	Dave Niehaus	2020	Ken Harrelson
1985	Buck Canel	1997	Jimmy Dudley	2009	Tony Kubek	2021	Al Michaels
1986	Bob Prince	1998	Jaime Jarrin	2010	Jon Miller	2022	Jack Graney
1987	Jack Buck	1999	Arch McDonald	2011	Dave Van Home	2023	Pat Hughes
1988	Lindsey Nelson	2000	Marty Brennaman	2012	Tim McCarver		

# RANGERS SPANISH RADIO NETWORK

Univision Deportes Radio has been the Spanish radio flagship station of the Rangers since 2017. The majority of the Rangers' home and away games are broadcast by KFLC Univision Deportes 1270am, which was previously the Rangers' Spanish radio home from 1999-2010. Selected games are carried by Univision's La Jefa KFZO 99.1 FM when programming conflicts arise on KFLC 1270am. Univision Deportes 1270am brings listeners in the Dallas-Ft. Worth area the best in live sports commentary, live games, original content and broadcast programming. It also offers digital streams of select games and content; as well as podcasts so



that fans can access their favorite shows on their mobile devices. Univision Deportes Radio is a national radio network serving Hispanic sports fans in Phoenix, Los Angeles, Miami, New York, Chicago, Houston, Dallas, San Antonio, McAllen and Las Vegas. It is part of Univision Deportes, the multimedia sports division of TelevisaUnivision Inc., the leading media company of Spanish language content. In addition, the Rangers Spanish Radio Network will provide Rangers baseball coverage to stations in Texas and Arkansas. The Rangers will continue to oversee all radio production and network elements of the broadcasts.



## ELENO ORNELAS

SPANISH RADIO PLAY-BY-PLAY

Eleno Ornelas is in his 24th season as a radio broadcaster for all Rangers Spanish, his 21st as the lead play-by-play announcer. He has the second longest tenure of any radio broadcaster in Rangers' history behind Eric Nadel (45th season in 2023).

He was presented with the 2014 Golden Microphone Award from the National Association of Mexico Broadcasters, the organization's highest award. Ornelas began his broadcasting career at KRVA Radio in Dallas in 1993 before moving to KESS-AM as a full-time sports announcer in 1998. He joined the Rangers organization as a full-time employee in 2003. In addition to the Rangers, Ornelas has done radio play-by-play for the Dallas Mavericks and Dallas Thunder home games.

Ornelas is a native of Juarez, Mexico and was a professional baseball announcer in that country before coming to Texas. He has an extensive background as an administrator in the Mexican amateur baseball leagues in North Texas, serving as President of the Dallas League from 1993-98.



## JOSE GUZMAN

SPANISH RADIO COLOR

Jose Guzman is in his 15th year over two different stints as the lead Spanish radio analyst for Rangers' home games. The former major league pitcher was originally in that role from 2004-09 before rejoining the broadcast team in 2015. Guzman also provided analysis on the Rangers Spanish home television broadcasts from 2010-13. In addition to his broadcast work, Guzman makes appearances in the community on behalf of the Rangers.

Guzman compiled an 80-74 record in 193 career appearances with the Rangers and Cubs from 1985-93. He won 11 or more games four times with Texas and was the team's Pitcher of the Year and A.L. Comeback Player of the Year in 1991. Shoulder injuries plagued him for much of his career, although he came out of retirement to pitch for the Independent Fort Worth Cats in 2001 and 2002.

In January 2020, Guzman was inducted into Latin American International Sports Hall of Fame in Laredo, Texas.

## 2023 TEXAS RANGERS RADIO NETWORK

KWKC-AM 1340	Abilene	K255BH-FM 98.9	Glenwood, AR	K289CP-FM 105.7	Seymour
KVLF-AM 1240	Alpine (weekends)	KBLY-FM 100.5	Graham	KSEY-FM 94.3	Seymour
KVLF-FM 98.7	Alpine (weekdays)	KSEY-AM 1230	Haskell	KJIM-FM 101.3	Sherman
KGNC-AM 710	Amarillo (English)	KWRD-AM 1470	Henderson	KSYB-AM 1300	Shreveport, LA
K248DE-FM 97.5	Amarillo (English)	K253CE-FM 98.5	Henderson	KSNY-AM 1450	Snyder
KNNJ-FM 92.3	Antlers, OK	KHGZ-FM 107.9	Hot Springs, AR	KSTV-AM 1510	Stephenville
KPNY-AM 900	Atlanta	K242BC-FM 96.3	Hugo, OK	K230BS-FM 93.9	Stephenville
K280GV-FM 103.9	Atlanta	KRZI-AM 1660	Killeen	KSST-AM 1230	Sulphur Springs
K238BF-FM 95.5	Atlanta	KPET-AM 690	LaMesa	K265DV-FM 100.9	Temple
KTAE-AM 1260	Austin	K235CZ-FM 94.9	LaMesa	KKTK-AM 1400	Texarkana
KAMD-FM 97.1	Bearden/Camden, AR	KJTV -AM 950	Levelland	KKTK-FM 97.1	Texarkana
KBST-AM 1480	Big Spring	KTTU-FM 97.3	Lubbock	KYAL-AM 1550	Tulsa, OK
K280GW-FM 103.9	Big Spring	KJVC-FM 92.7	Mansfield, LA	KRWR-FM 92.1	Tyler
KNTX-AM 1410	Bowie	KMHT-FM 103.9	Marshall	KITO-FM 96.1	Vinita, OK
K247CW-FM 97.3	Bowie	KQIK-FM 105.9	McAlester, OK	KNOB-AM 1320	Vivian, LA
KNBL-AM 1490	Brady	KBEP-FM 104.5	Minden, LA	KNOB-FM 104.1	Vivian, LA
KKBL-FM 106.1	Broken Bow, OK	KCKB-FM 104.1	Moran	KRZI-AM 1660	Waco
KBWD-AM 1380	Brownwood	KYAL-FM 97.1	Muskogee, OK	KRZI-FM 92.3	Waco
KEOJ-FM 101.1	Caney, KS	KNAS-FM 105.5	Nashville, AR	K264AN-FM 100.7	Wolfforth
KGAS-FM 104.3	Carthage	KBLY-FM 100.5	Newcastle		
KCHT-FM 99.7	Childress	KBEC-AM 1560	Oklahoma City, OK	<b>SPANISH RADIO AFFILIATES:</b>	
KCOM-AM 1550	Comanche	K277DD-FM 103.3	Oklahoma City, OK	KPUL-AM 1440	Amarillo
K261EZ-FM 100.1	Comanche	KBVP-FM 104.3	Olney/Wichita Falls	KFLC-AM 1270	Dallas
KRLD-FM 105.3	Dallas	KPLT-AM 1490	Paris	KDON-AM 1390	De Queen, AR
KJIM-AM 1500	Denison	K270CO-FM 101.9	Round Rock	K283CT-FM 104.5	De Queen, AR
KDHN-AM 1470	Dimmitt	KGKL-AM 960	San Angelo		
K274DG-FM 102.7	Dimmitt	KZDC-AM 1250	San Antonio (week/day day)		
KHEY-AM 1380	El Paso	KTFM-FM 94.1	San Antonio		
KHGZ-AM 670	Glenwood, AR	K260CR-FM 99.9	Sapulpa, OK		

\*AS OF FEBRUARY 10, 2023



# GLOBE LIFE FIELD



FRONT OFFICE

COACHES

PLAYERS

2022 REVIEW

OPPONENTS

RECORDS

DEVELOPMENT

MEDIA

The Texas Rangers made the move to a beautiful new ballpark in 2020. Globe Life Field, which was built as a public-private partnership between the City of Arlington and the Rangers, is not only the team's home but also a multipurpose sports and entertainment venue that includes capabilities for hosting numerous local, regional, and national events.

Globe Life Field will be the host to Major League Baseball's 94th All-Star Game on July 16, 2024.

Globe Life Field complements and enhances the fabric of the Arlington Entertainment District, which includes Texas Live!, a development created by The Cordish Companies that opened in August 2018 and features outstanding dining and entertainment options and Live! by Loews – Arlington, TX, a hotel and convention center which began operations in August 2019. The \$550 million Loews Arlington Hotel and Convention Center is scheduled to open in early 2024 and will add nearly 900 rooms and 200,000 square feet of convention space in the Arlington Entertainment District. Spark Arlington Coworking opened in January and anchors the southeast corner of Choctaw Stadium. One Rangers Way broke ground last fall, and that luxury residential community will be the first of its kind in Arlington.

The National Medal of Honor Museum, a spectacular new exhibit building scheduled to open in 2024, is being built on the north side of Mark Holz Lake. Further expansion over the next several years will include even more dining, retail, and entertainment options for residents and visitors alike in The American Dream City.

Globe Life Field is the third home park for the Texas Rangers. After moving to Texas for the 1972 season, the franchise played at Arlington Stadium through 1993. The ballpark in Arlington, which was later known as Amerquest Field, Rangers Ballpark, and ultimately Globe Life Park in Arlington, was the team's home from 1994-2019.

**LOCATION:** The street address for Globe Life Field is 734 Stadium Drive, Arlington, TX 76011, a tribute to the jersey numbers of two Rangers' Hall of Famers Ivan Rodriguez (#7) and Nolan Ryan (#34). It is located on a 13-acre site just south of Globe Life Park in Arlington on property that was previously parking for that ballpark. Globe Life Field is bordered by Randol Mill Road on the north, Stadium Drive on the east, Cowboys Way on the south, and Johnson Creek on the west.

**HISTORY:** The Rangers and the City of Arlington announced the master agreement for a new ballpark partnership on May 20, 2016 with unanimous approval for the agreement coming from the Arlington City Council on May 24, 2016. Arlington's ballpark bonds to finance the project were approved by voters in a City referendum on November 8, 2016. The Rangers and Globe Life And Accident Insurance Company (Globe Life) announced an extension of their naming rights partnership that established Globe Life Field as the name for the new ballpark on August 24, 2017. The official groundbreaking for Globe Life Field took place on September 28, 2017 with construction being completed in less than 30 months. Globe Life Field was originally scheduled to open with a Chris Stapleton concert on March 14, 2020 and the Rangers first regular season game on March 31, 2020. With the suspension of all public events in mid-March due to the COVID-19 pandemic, the first public event was the graduation of Irving's Jack E. Singley Academy on May 29, 2020. The Rangers first regular season game was played on July 24, 2020 versus the Colorado Rockies.

**COST:** The project cost for Globe Life Field was approximately \$1.25 billion. The master agreement for this public-private partnership calls for a 50-50 split between the Texas Rangers and the City of Arlington, with the City's financial contribution capped at \$500 million. The City's contribution will be funded by a 1/2 cent sales tax, 2% hotel tax, and a 5% car rental tax. The Texas Rangers' original 30-year lease on the City-owned Globe Life Park in Arlington was set to end in 2024. With the new master agreement, the Rangers' partnership with Arlington extends until January 1, 2054.

**SIZE:** Globe Life Field measures 1.8 million square feet, 400,000 square feet more than Globe Life Park. At its highest point, GLF is 230 feet from the playing field to the top of the retractable roof. Each exterior side measures 785 by 815 feet. The park has six entry points, the Northwest, TXU North, Comerica Northeast, Southpark, Toyota Southwest, and two VIP entries on the West side.

**RETRACTABLE ROOF:** The 5.5 acre retractable roof is one of the most prominent features of Globe Life Field and provides shade and cooler temperature 365 days a year, keeping the average temperature at approximately 72 degrees. It is the largest single-panel operable roof in the world and weighs 24 million pounds. The roof is comprised by a white rubber membrane on the north and south sloped planes, and the flat center is covered with 223 clear panels made of ETFE (ethylene tetrafluoroethylene), a transparent plastic polymer related material, allowing for natural light to fill the entire facility. The roof structure consists of five steel trusses and tie-in steel between each truss, and its construction required 19,000 tons of steel. The roof can open in approximately 12 minutes. Globe Life Field is the 12th full-time park in MLB history with either a fixed roof or retractable roof. On that list, eight of the 12 are now active ballparks, with seven of those eight being retractable roof stadiums (one fixed dome is Tropicana Field). MLB games have also been staged at Japan's Tokyo Dome in 2000, 2004, 2008, 2012, and 2019.

**OPEN AND SHUT IN 2022:** Of the 81 regular season games at Globe Life Field in 2022, 16 were played with the roof open, with Texas going 6-10 in those contests. The 16 games with the roof open saw an average of 9.68 R/G for both teams, while run output was 8.97 R/G in the 65 contests with the roof closed.

## FIXED OR RETRACTABLE ROOF STADIUMS, MLB HISTORY (12)

Stadium	Location	Years (MLB)
Astrodome*	Houston	1965-99
Kingdome*	Seattle	1976-99
Olympic Stadium	Montreal	1977-2004
Metrodome*	Minneapolis	1982-2009
Rogers Centre	Toronto	1989-current
Tropicana Field*	St. Petersburg	1998-current
Chase Field	Phoenix	1998-current
T-Mobile Park	Seattle	1999-current
American Family Field	Milwaukee	2001-current
Minute Maid Park	Houston	2000-current
LoanDepot Park	Miami	2012-current
Globe Life Field	Arlington	2020-current

\*Fixed Roof Stadiums

**PLAYING FIELD:** Synthetic Grass: Globe Life Field features a specially designed synthetic grass playing surface that was provided by Shaw Sports Turf with installation completed by Texas-based Paragon Sports Constructors. The choice to go with Shaw Sports Turf was rooted in data, and supported by extensive research as it relates to player safety. The goal was not to only have the highest performing synthetic grass but also to have the highest performing surface for baseball. GLF's playing surface is the B1K natural system, which employs a natural, sustainable infill called Geofill. The system results in excellent ball surface and player surface interaction. B1K is a dual fiber turf system comprised of Shaw's high-performance Strenex® XD slit film and Bolt® monofilament. This system provides excellent durability and functionality by minimizing the infill from "splashing," maintaining adequate infill levels across the field. The Bolt fiber provides realistic ball roll, friction and natural grass aesthetics. The Geofill infill used in the system is made of coconut husks and fibers, which is a rapidly renewable resource. The infill requires much less water than natural grass.



A concrete subsurface is the base of the turf system, which is extremely flat to accommodate the turf system, its buildup and layers, a drainage mat and a shock-resistant mat. The infield and warning track will be clay surfaces. There is also a retractable mound for easy storage during non-baseball events on the field.

**FIELD DIMENSIONS:** The distances from home plate to the outfield walls were designed to honor the five Rangers whose numbers have been retired by the club. In addition, the distances in the left field and right field power alleys recognize two early seasons in Rangers' history.

#### GLOBE LIFE FIELD DIMENSIONS

**Left Field Line:** 329 feet (Adrian Beltré's #29)  
**Left Field Power Alley:** 372 feet (Rangers' first year in Arlington—1972)  
**Center Field (straightaway):** 407 feet (Ivan Rodríguez' #7)  
**Deepest Distance of Park (both left and right of straightaway CF):** 410 feet (Michael Young's #10)  
**Right Field Power Alley:** 374 (The Turnaround Gang, 57 to 84 wins—1974)  
**Right Field Line:** 326 feet (Johnny Oates' #26)

In addition, there is a distance marker in left field at 334 feet from home plate to recognize Nolan Ryan's #34. The distance from home plate straight back to the wall of the Field Suites is 42 feet, which honors Jackie Robinson's #42.

The outfield walls are eight feet in height except for in front of the two bullpens (six feet) and in right-center field (10 feet). The batter's eye structure in centerfield is 120 feet in length and 40 feet high.

The Rangers' bullpen is situated in right field with the visiting bullpen in left field. Texas' dugout is on the first base side, and the visiting team utilizes the third base dugout. The playing field orientation (line from home plate to pitcher's mound to second base) at Globe Life Field runs East Northeast as opposed to East Southeast at both Arlington Stadium and Globe Life Park.

With Globe Life Field's retractable roof closed, the distance from home plate to the bottom of the roof truss is 193', 10", and the distance from second base to the bottom of the roof truss is 210', 6". The bottom of the right field video board, which measures 58 feet high and 150 feet long, will be 131", 4" from the warning track.

With Globe Life Field's retractable roof closed, the distance from home plate to the bottom of the roof truss is 193', 10", and the distance from second base to the bottom of the roof truss is 210', 6". The bottom of the right field video board, which measures 58 feet high and 150 feet long, will be 131", 4" from the warning track.

#### FIRSTS AT GLOBE LIFE FIELD

<i>All on Opening Day, 7/24/20 vs. COL unless noted</i>	<i>Category</i>	<i>Player</i>
	Hit	David Dahl (single)
	Home Run	Joey Gallo (7/26/20)
	Run	Danny Santana
	RBI	Rougned Odor
	Double	David Dahl
	Triple	Isiah Kiner-Falefa
	Stolen Base	Trevor Story
	Pitch	Lance Lynn
	Strikeout	Lance Lynn
	Win	Lance Lynn
	Save	José Leclerc
	No-Hitter	Joe Musgrove, SD (4/9/21)
	Grand Slam	Kyle Seager, SEA (8/10/20)
	Pinch-Hit HR	Eric Haase, DET (7/6/21)
	Inside-the-Park HR	Travis Dementie, ATL (4/29/22)

**SEATING:** The overall capacity of Globe Life Field is 40,518 on seven seating levels. The facility was designed to bring fans "closer to the action" from every seat. The distance from the main concourse to the field is just 160 feet, compared to 174 feet at Globe Life Park. The distance from the upper concourse to the field is 184 feet, compared to 207 feet at Globe Life Park.

Globe Life Field gives fans not only up-close and interesting vantage points to watch the game but also spectacular views, both inside and outside of the ballpark. Fans walking along the main concourse can enjoy a 360-degree unobstructed view of the field, and that is also the case on the majority of the upper concourse.

Transparent building materials appear all around Globe Life Field to create the ballpark's wide-open views and let in natural light. In addition to panels of ETFE, in the roof, there are other translucent panels around the ballpark, and glass can be found on all four sides of the ballpark. The park provides a unique seating experience for all fans.

Globe Life Field features some of the top premium seating in Major League Baseball.

There are 12 field suites located directly behind home plate as well as low-level club seating down both the first and third base lines.

The park has 71 long-term Founders, Legacy, and Classic Suites and 16 Party Suites that can accommodate from 30 to 420 individuals. The Lexus Home Plate Club, Evan Williams First Base Dugout Lounge, Germania Insurance Third Base Lounge, Balcones Speakeasy, and First Base Club provide numerous food and beverage options for premium seat holders.

Seats in all levels at Globe Life Field measure at least 20 inches in width as compared to 18 inches in Globe Life Park. The tread widths of the seating bowl are also wider than at the old park, measuring 34 inches in the lower bowl and 33 inches in the upper deck.

**MATERIALS:** A number of different materials, the majority of which were produced in Texas, that reflect the elements of form and structure, transparency, and landscape, were used on interior and exterior construction of Globe Life Field. These include:

Steel – Irwin Steel – Justin, Texas  
 Brick – Acme Brick – Denton, TX  
 Curtainwall System – OldCastle – Alba, Texas  
 Masonry Veneer – ACME – Denison, Texas  
 Precast Walls – Enterprise – Corsicana, Texas  
 Limestone – Mezger – Lampasas, Texas  
 Granite – Coldspring – Cold Spring, Minnesota  
 Three Layer ETFE – Vector-Foiltec – Germany  
 All Metal Panels – Centria – Sheridan, Arkansas  
 Insulated Translucent Panels – CPI Daylighting – Lake Forest, Illinois

One of the best architectural features at Globe Life Field are the brick arches that run along the ballpark's north façade. These arches are reminiscent of the exterior of Globe Life Park.

**VIDEO BOARDS:** There are two main video boards at Globe Life Field. The largest board towers over right field and measures approximately 58 feet high by 150 feet wide. The display in left field measures 40 feet high by 111 feet wide. Together, the two video boards provide fans with 13,000 square feet of entertainment and information. These displays feature a total of 5.2 million pixels for high-resolution images and it would take 1,220 60-inch televisions to cover both displays.

Both outfield boards are capable of variable content zoning allowing each to show one large image or to be divided into multiple zones to show any combination of live video, instant replays, up-to-the-minute statistics, graphics and sponsorship messages.

There is also a centerfield video board that measures 80 feet high by 20 feet wide to provide additional information, including out-of-town scores. The modules for this display were previously utilized in the left field video board at Globe Life Park.

Spanning the length of the seating fascia from foul pole to foul pole, a ribbon display measures 2.5 feet high by 925 feet long. On the suite level fascia, a ribbon display measures 3.5 feet high by 211 feet long. Two displays using 6-millimeter line spacing are installed on the fieldlevel suite fascia behind home plate.

Daktronics of Brookings, SD has continued its long relationship with the Rangers to provide Globe Life Field's LED displays and approximately 1,400 LCD for an IPTV (Internet Protocol Television) system. The LED displays and all LCDs will be fully integrated using Daktronics Show Control System.

#### MLB STADIUMS TO HOST THE WORLD SERIES IN ITS INAUGURAL SEASON

Forbes Field (1909)  
 Fenway Park (1912)  
 Braves Field (1915)  
 Yankee Stadium (1923)  
 Riverfront Stadium (1970)  
 Busch Stadium (2006)  
 Yankee Stadium (2009)  
 Globe Life Field (2020)

#### MOST PLAYOFF GAMES AT ONE VENUE IN A SINGLE POSTSEASON, MLB HISTORY

# Games	Park	Year
16	Globe Life Field	2020
15	Petco Park	2020
10	Minute Maid Park	2019



The public address booth at Globe Life Field is located on the main concourse behind home plate, a first for current Major League ballparks. The booth has glass walls so fans are able to view and interact with Rangers Executive Vice President, Ballpark Entertainment & Productions Chuck Morgan, who has also served as the club's public address announcer since 1983.

**OUTSIDE GLOBE LIFE FIELD** The Rangers pay tribute to their history outside the gates of Globe Life Field. Statues of Nolan Ryan and Tom Vandergriff, which were dedicated in the centerfield plaza at Globe Life Park in 1997, were relocated prior to the start of the 2020 season. The Ryan statue was placed in the large Rangers Plaza area which is adjacent to the park's North entrance and Texas Live!. The 100,000 square foot plaza also includes an interactive water feature that measures 60 feet, 6 inches in diameter, the same distance from a pitching rubber to home plate.

The Vandergriff statue, which honors the man who was responsible for bringing the Rangers franchise to North Texas, Arlington Mayor Tom Vandergriff, was relocated outside Globe Life Field's Northeast entrance. That area also features Going to the Series, a statue which depicts Neftali Feliz and Bengie Molina embracing after the Rangers defeated the New York Yankees in Game 6 at the 2010 ALCS to advance to their first World Series. This statue was originally dedicated in Rangers Plaza in August 2018.

A new addition in 2020 was a seven-foot statue of Hall of Fame catcher Ivan Rodriguez outside the Southwest entrance, which appropriately enough, is the access behind home plate.

The entryway to the Northeast entrance features the plaques of the first 24 members inducted into the Texas Rangers Baseball Hall of Fame, which was created in 2003.

In addition, there are plaques honoring former Tarrant County Commissioner C.H. "Punch" Wright, former Arlington Mayors Richard Greene and Jeff Williams, and Vandergriff outside the Northeast entrance. Wright joined Vandergriff in the efforts to build the original Turnpike Stadium in Arlington in the 1960's, Greene was a catalyst in the building of The Ballpark in Arlington in the early 1990's, and Williams was instrumental in the effort to build Globe Life Field.

**THE BALLPARK DESIGN AND CONSTRUCTION TEAM** Nationally renowned sports and entertainment design firm HKS was the architect for Globe Life Field. HKS, which has its main headquarters in Dallas, served as architect-of-record on then The Ballpark in Arlington (now Globe Life Park in Arlington), which opened in 1994. Manhattan Construction Company was the project's General Contractor after previously serving in that role for The Ballpark in Arlington. Approximately 5,000 individuals over the 30 months worked almost six million man hours to build Globe Life Field.

## GLOBE LIFE FIELD GROUND RULES

### FOUL TERRITORY / FIRST AND THIRD BASE LINES

- Protective netting over top of fan seating area beyond both dugouts: Dead Ball.
- Fair bounding ball striking the metal railings affixed to the top of the green walls along the Left and Right Field lines in foul territory: Out of Play, Two Bases.

### OUTFIELD AREA

- Fair bounding ball striking the portion of the wall that is recessed above the padded outfield wall: Out of Play, Two Bases.
- Batted ball in flight striking the metal railings (above the yellow line) affixed to top wall in Right Center Field: Home Run.
- Bounding batted ball striking the metal railings (above the yellow line) affixed to top wall in Right Center Field: Out of Play, Two Bases.
- Batted ball in flight striking Right Field Videoboard: Home Run.

### ROOF TRUSSES

- Batted ball strikes roof, roof truss, or roof cable over fair territory: In Play.
  - If caught by fielder, batter is out, and runners advance at own risk.
- Batted ball strikes roof, roof truss, or roof cable over foul territory: Dead Ball.
- Batted ball striking the roof, roof truss, roof cable or any cabling over fair territory and landing foul: Foul Ball.
- Batted ball striking the roof, roof truss, roof cable or any cabling over fair territory and landing fair: Fair Ball, Live and in Play.

### MOVEMENT OF ROOF AND/OR WALL PANELS

- Please refer to MLB Regulation 1-14 regarding the opening and closing of retractable roofs and/or wall panels and, where applicable, supplement with each individual ballparks guidelines for their retractable roof and/or wall panels.

## AWARDS RECEIVED FOR THE BUILDING AND OPERATION OF GLOBE LIFE FIELD

- *Sports Business Journal*: Best Facility Debut (December 2020)
- *VenuesNow*: All-Star Stadium (December 2020)
- Precast/Prestressed Concrete Institute (PCI) Design Award: Building (May 2021)

Manhattan Construction Awards for Globe Life Field

- NATIONAL AWARD - Associated General Contractors (AGC) 2021 Construction Risk Partners Build America Award, in the Construction Management New or Renovation (\$100 million or more) category (September 2021)
- American Subcontractors Association (ASA) North Texas Chapter with the "Platinum \$1 Billion + Award."
- TEXO - 2021 Distinguished Building Award, \$100-million + Category (August 2021)
- NATIONAL AWARDS - The 69th Annual Maggie Awards® - the publishing and digital media industries' longest reigning media awards program judged by industry peers and publishing executives. TEAMWORK magazine (the incredible story behind building Globe Life Field) won two Maggie Awards in the following categories:
  - o Best Overall Magazine/Trade
  - o Best Annual, 2x, 3x, Quarterly/Trade

Diversified Award for Globe Life Field

- SCN Install of the Year (December 2020)

Trade Partner Recognition

- TDI Industries: 2021 TEXO Distinguished Building Award, Mechanical Over \$10 Million Category
- Haley-Greer: 2020 Associated Builders and Contractors "Excellence in Construction" Eagle Award, Exterior>Exterior Finishes Category
- Enterprise Precast: 2020 Precast Concrete Manufacturers Association (PCMA), Best in Precast Awards, Best Multi-Purpose Stadium

# CHOCTAW STADIUM

FRONT OFFICE

COACHES

PLAYERS

2022 REVIEW

OPONENTS

RECORDS

DEVELOPMENT

MEDIA

The Texas Rangers home for 26 seasons from 1994-2019, Globe Life Park in Arlington hosted 2,081 regular season and 25 playoff games, including the 2010 and 2011 World Series. Major League Baseball's 66th All-Star Game was played there on July 11, 1995, and the first Interleague Game in MLB history featured the Rangers hosting the San Francisco Giants on July 12, 1997.

When the Rangers and New York Yankees closed the baseball life of Globe Life Field on September 29, 2019, a total of 66,005,370 fans had attended regular season and postseason season games at the venue.

Following the 2019 baseball season, Globe Life Park in Arlington was reconfigured from a baseball to a multi-purpose facility. In August 2021, the Rangers and Choctaw Casinos & Resorts expanded its partnership to include a naming rights agreement for the facility to be called Choctaw Stadium going forward.

Since the spring of 2020, Choctaw Stadium has been the site of XFL pro football (2020/2023), Major League Rugby (2022-23), MLS Next Pro soccer (2020-23), and more than 100 college and Texas UIL high school football games (2020-22). Additional sports and entertainment events will be scheduled throughout the year.

Choctaw Stadium is maintained by the Texas Rangers with all events operated under the oversight of REV Entertainment.

Details of the Choctaw Stadium 2019 repurposing:

**PLAYING FIELD:** The football field and soccer pitch were built to run north and south along what was previously the first base/right field side of the park. The third base dugout and the lower 18 rows of the third base seating bowl (approximately 6,000 total seats) were removed to accommodate the north end of the field. The south end zone of the field begins approximately 50 feet out from the front row of the Home Run Porch in order to improve sightlines on the south side. The first base dugout remains with the tunnel being used for access to the home locker rooms. A tunnel was constructed in the north end zone for access to the visiting and officials locker rooms.


**FIELD SURFACE:** The playing surface is synthetic grass field provided by Shaw Sports Turf with installation completed by Paragon Sports Constructors. The Rangers also utilized a state-of the art synthetic grass field in Globe Life Field. The permanent field surface is unmarked to allow for seamless field conversion. The appropriate field lines will be added for each event.

**ADDITIONAL SEATING:** While the current first base bowl provides the majority of the seating on the west side of the field, a permanent seating structure was constructed on the field's east side in the area that was previously left field, the visiting bullpen, and the left field reserved seating area. Approximately 4,000 seats were added below the left field club level. The new configuration provides access to rest rooms and concessions on Vandergriff Plaza.

**LOCKER ROOMS:** The former Texas Rangers clubhouse on the first base side was renovated to accommodate approximately 60 football players in the main dressing area. Two new auxiliary locker rooms were built in the area that previously housed the Rangers' and visiting batting cages. Each locker room can accommodate up to 80 players. This allows for the hosting of multiple events and teams on the same day.

SBL Architecture of Arlington, which has its offices at Choctaw Stadium and has been involved in many of the facility's renovations over the years, designed the reconfiguration of the park. The project's general contractor was Manhattan Construction, which built The Ballpark in Arlington in the early 1990's as well as the new Globe Life Field.

**SIZE AND AMENITIES:** Choctaw Stadium contains approximately 1,400,000 square feet. The park measures 114 feet from street level to the top of the roof canopy. The facility also includes a four-story office



building within the stadium and the 12-acre Mark Holtz Lake on the perimeter. One of the signature features of Choctaw Stadium is the four-story office building that encloses the structure south and east quadrants. The office building has 35,000 square feet on each level. Spark Arlington, a collaborative coworking community, opened in January 2023 and occupies 30,000 square feet on the second and third floors. Six Flags Entertainment Corporation has its corporate offices to the fourth floor, which was previously occupied by the

Texas Rangers. The Arlington Convention & Visitors Bureau moved its offices to street level space in Choctaw Stadium in the spring of 2022. The latest addition to Choctaw Stadium is Heresay Arlington, a restaurant and lounge located in the former All You Can Eat space on the fourth floor, which opened for business in February 2023.

**THE BALLPARK IN ARLINGTON HISTORY:** In 1994 a new era for the Texas Rangers began with the opening of The Ballpark in Arlington. The facility was completed in just 23 months. The 48,114-seat open-air park was designed and built with tradition and intimacy in mind, containing features such as a granite and brick facade, exposed structural steel, an asymmetrical playing field, and a home run porch in right field. Texas architecture is featured throughout, from the outer facade to the Lone Stars in the concourses and on the seat aisles.

The agreement between the Rangers and the City of Arlington, Texas to build a new ballpark was announced on October 24, 1990. Actual construction began on April 24, 1992. The ballpark was originally named The Ballpark in Arlington on September 28, 1993. The first game was an exhibition contest between the Rangers and New York Mets on April 1, 1994 with the first regular season game played on April 11, 1994 between the Rangers and Milwaukee Brewers.

From May 7, 2004 until March 18, 2007 the ballpark was named Amerquest Field in Arlington as a part of an agreement between the Texas Rangers and Amerquest Mortgage Company. The agreement ended and the company returned the naming rights to the team on March 19, 2007 with the facility being renamed Rangers Ballpark in Arlington. On February 5, 2014, the Rangers and Globe Life Accident and Insurance Company announced a partnership that renamed the facility Globe Life Park in Arlington.

The revised cost of the overall project was approximately 191 million dollars. The financing was derived from \$135 million in bonds issued by the Arlington Sports Facilities Development Authority with the remaining equity raised through the sale or lease of luxury boxes and seat options in the new ballpark, loans guaranteed by the Rangers, the concessions contract with Sportservice and city street funds. Annual debt service for the municipal bonds was provided by public private sharing. That is comprised of a \$3.5 million rental payment from the Rangers and a one-half cent City of Arlington sales tax. The sales tax was approved in an Arlington municipal election by a 65 percent majority on January 19, 1991, and expired when the debt was retired in November, 2001. The Rangers have a lease with the City of Arlington, and the club continues to maintain and operate the entire facility with the reconfiguration.

**ARCHITECTURAL DESIGN TEAM:** Design Architect: David M. Schwarz Architectural Services of Washington, D.C. was the design architect on the project. Schwarz was selected from among 17 architects who originally made presentations in August 1991. He has been involved in a number of projects in Texas including the Bass Performance Hall, Cook-Fort Worth Children's Medical Center, Sundance West, and most recently Dickies Arena, all in Fort Worth. His imaginative design of the park reflects a traditional look of older ballparks and includes a major Texas influence. Architect of Record: Dallas-based HKS, Inc.

# ARLINGTON STADIUM (1965-1993)

Professional baseball has had a long and glorious history in the Dallas-Fort Worth area, but it was the construction of a stadium in Arlington, Texas that led to the region joining the major leagues.

Both Dallas and Fort Worth entered organized baseball in 1886 and were Texas League rivals for most of the next 72 years. The Dallas entry moved to a park in Oak Cliff in 1919, and remained at that site through several reconstruction efforts, becoming Burnett Field in 1948.

Fort Worth's ballpark was built on the east side of Main St. in 1926, called LaGrave Field. It was rebuilt after a fire in 1949.


Burnett and LaGrave Fields were the sites of countless memorable games over the years, but major league baseball was the ultimate goal, and area leaders knew the two cities would have to join together to make this a reality. In 1959, both Dallas and Fort Worth left the Texas League and combined to put a franchise in the class AAA American Association. That year, plans for a park to serve both cities in Arlington were first advanced, when the co-owners of the area's American Association franchise, J.W. Bateson and Amon Carter, Jr. envisioned a team in the projected Continental League.

With that in mind, in the fall of 1959, the Texas Legislature authorized the formation of a Bi-County Sports Committee empowered to issue \$9.5 million in revenue bonds for the construction of a major league stadium pending voter approval, which took place.

American League expansion a year later ended plans for the third major league, and delays for the new stadium occurred. The options on the stadium site in Arlington were permitted to expire. But the efforts of Arlington Mayor Tom Vandergriff, who had a key role in bringing the Washington Senators to Texas in the fall of 1971, brought the stadium project back to life. In April, 1964, Vandergriff, chairman of the Sports Committee, sponsored a Tarrant County bond election which authorized construction of the stadium and provided for purchase of the land by the county. The 137-acre tract was located just north of the former Arlington Downs race track and just south of the Dallas-Fort Worth Turnpike in what was known as the Great Southwest Industrial Development Complex.

Construction began in November, 1964, and despite weather delays, Turnpike Stadium was dedicated on April 23, 1965, when the Dallas-Fort Worth Spurs played their Texas League home opener. The 10,600-seat ballpark cost \$1.5 million and was built as the nucleus of a major league stadium, designed for expanded seating capacity to as many 50,000-55,000 with bleachers and a second deck. Parking was provided for 2,500 cars with potential expansion to 10,000. The stadium was built in a natural bowl, with a playing surface 40 feet below the surrounding ground, which was projected at the time to save millions of dollars in excavation costs.

As the efforts to bring major league baseball to Arlington intensified, Vandergriff knew an expansion of Turnpike Stadium was vital to show the area's interest to prospective big league franchises. This became possible in early 1970, when the City of Arlington, with approval of its residents via an election, purchased the stadium from Tarrant County and began an expansion. Turnpike Stadium was enlarged to seat 21,000 for the 1971 Texas League season with an expansion of seats



down the left and right field lines.

A dream was realized on September 22, 1971, when American League owners voted to transfer the Washington Senators franchise to Arlington, Texas for the 1972 season. That required further expansion to meet American League stadium capacity requirements. Bleacher and outfield seats were built from four line to foul line, increasing capacity to 35,694. Other facilities were also upgraded, including additional field lighting,

the building of new press facilities and the construction of a 200 by 60 foot scoreboard behind the left field stands. That board was highlighted by a 60 by 60 foot area in the shape of the state of Texas. Field dimensions set for 1972 were: 330 feet down the left and right field lines, and 400 feet to straightaway center.

The ballpark was renamed Arlington Stadium, and after a players' strike cancelled the original April 6 opener, the Texas Rangers defeated the California Angels, 7-6, in the first major league regular season game ever in Arlington on April 21, 1972 before a crowd of 20,105. Arlington Stadium recorded its first capacity crowd on June 27, 1973, when Houston high school sensation and the nation's top draft pick, left-hander David Clyde made his professional debut for the Rangers, pitching five strong innings against Minnesota.

Arlington Stadium underwent numerous changes over the years. The Rangers' home clubhouse was located behind the centerfield seats through the 1972 season, when a new building was constructed behind first base. The seating was expanded to 41,284 after the 1977 season with the construction of the upper deck, known as the plaza.

A \$12 million improvement took place prior to the opening of the 1984 campaign. A wall extending 30 feet above the top of the outfield bleachers was constructed from foul line to foul line, a distance of 1,100 feet, and featured state-of-the-art video and scoreboards. This wall drastically reduced the effects of the swirling crosswinds blowing into the park as home run production increased from 78 in 1983 to 125 in 1984.

In addition, 54 additional luxury suites were built on two levels, an auxiliary press box, dark rooms, a gift shop, and concession stands were added, and seating was expanded in the lower box seat areas to increase stadium capacity to 43,508. Some seat alterations in 1990 lifted Arlington Stadium to 43,521.

The Rangers assumed full authority over the stadium from the City of Arlington in August 1983 and purchased the ballpark from the City in November, 1987.

The natural grass, open air stadium remained primarily a baseball-only facility over the years. The only regular non-baseball tenant was the University of Texas-Arlington, which played its football games at Arlington Stadium in 1972 and 1973.

When it finally closed its doors at the end of the 1993 season, Arlington Stadium had been the site of 1,750 AL games with nearly 32 million people in attendance for those contests. The demolition of Arlington Stadium was completed in the fall of 1994. The National Medal of Honor Museum, a spectacular new exhibit building scheduled to open in 2024, is currently being constructed on the Arlington Stadium site.

FRONT OFFICE

COACHES

PLAYERS

2022 REVIEW

OPPONENTS

RECORDS

DEVELOPMENT

MEDIA

# REV ENTERTAINMENT

## An Industry Leader in Content Generation

REV Entertainment has distinguished itself as an industry leader in driving meaningful attendance to venues across the United States. The full-service entertainment company specializes in a multitude of fields including booking venues, generating development, operating professional sports franchises and venue management.

Since its inception, REV has hired some of the industry's brightest leaders and built lasting relationships with notable brands and partners. The REV entertainment team has departments dedicated to sales,

service, production, marketing and public relations, with the goal of helping partners of all sizes exceed their goals and execute their visions.

REV has proven it can attract the world's greatest entertainers and most notable events in addition to focusing on private events, tours, and best-in-class hospitality.

Over the last three years, REV Entertainment has worked to fill the calendar at both Globe Life Field and Choctaw Stadium. The facilities hosted, produced, and operated the Wrangler National Finals Rodeo, Phillips 66 Big 12 Baseball Championship, NCAA football, pro and amateur soccer, rugby, amateur wrestling, outdoor and indoor music events, and nine sold-out concerts, including Elton John, Lady Gaga, and Sir Paul McCartney.

REV Entertainment also has established relationships with some of the top names in the events and entertainment industry including Live Nation, AEG, XFL, Teton Ridge, and the Big 12 Conference, to name a few.

While attracting the world's greatest entertainers and the most notable events is a high focus for REV Entertainment, the company also focuses on sports management and development. REV operates a sports management team that handles the operations and events for multiple minor league baseball teams.

REV also operate a food service division that handles all hospitality at both Grainger Stadium, home of the Down East Wood Ducks, and LP Frans Stadium, home of the Hickory Crawdads.

Additionally, REV Entertainment is currently engaging cities and facilities in markets across the United States to bring top venues, development and events to additional markets.

REV Entertainment also includes REV Production Services, which was created in 2020 as the nation's first unaffiliated

stadium flooring production company that specializes in the procurement, transportation, installation, and cleaning of stadium flooring and barricades.

With expansive growth over the last five years, REV Entertainment is continuing to amplify the sports, events and entertainment industry.



FRONT OFFICE

COACHES

PLAYERS

2022 REVIEW

OPPONENTS


RECORDS

DEVELOPMENT


MEDIA



Elton John performed at Globe Life Field on September 30, 2022, as part of his final Farewell Yellow Brick Road tour.



Michigan and Oklahoma State faced off in the second annual Bout at the Ballpark, presented by Kubota on February 3, 2023.



Globe Life Field served as the host for the College Baseball Showdown, presented by Higginbotham in 2021, 2022, and 2023.

### 2023 EVENTS AT GLOBE LIFE FIELD

EVENT	DATE
Bout at the Ballpark presented by Kubota	Feb. 3
Higginbotham College Baseball Showdown	Feb. 17-19
Higginbotham College Baseball Series	Feb. 21-22
The American Rodeo	March 8-11
Pink's Summer Carnival	Sept. 29
RBD's Soy Rebelde Tour	Sept. 30

# RANGERS IN THE COMMUNITY

Established in December 1991, the Texas Rangers Baseball Foundation is dedicated to improving the lives of those in the community, especially children, military, first responders, and their families, through meaningful programming and partnerships focused on education, health, and athletics.

Throughout its 30-plus-year history, the Rangers Foundation has donated over \$75 million to support the community and continues to expand its reach, impacting millions of people through grants, grass-roots programming, donation events, and much more.

## YOUTH BASEBALL & SOFTBALL

### TEXAS RANGERS MLB YOUTH ACADEMY AT MERCY STREET SPORTS COMPLEX, presented by Toyota

Opened in West Dallas in December 2017, the Texas Rangers Youth Academy facility features five outdoor fields, batting cages, pitcher bunnies, and the Globe Life Training Center, which houses one MLB-sized indoor field, classrooms, offices, and a weight room.

The Texas Rangers Youth Academy provides free year-round baseball and softball instruction to athletes ages 7-18, summer ball through Major League Baseball's RBI (Reviving Baseball in Inner Cities) League, and dozens of development opportunities for its athletes.

The Rangers Youth Academy also focuses on creating Major League Citizens off the field. With help from Foundation partner Buckner International, Academy families have access to extensive educational programming, out-of-school activities, and adult classes offered in Spanish and English.

Since opening their doors, more than 100,000 athletes have participated in Academy programs, and more than 75 have committed to playing college baseball and softball.

#### RBI LEAGUE

Under the umbrella of Major League Baseball's Reviving Baseball in Inner Cities (RBI) program, the Texas Rangers Baseball Foundation gives youth from underserved and diverse communities the opportunity to play baseball and softball while encouraging academic success and teaching the value of teamwork.

The Texas Rangers Youth Academy's summer RBI League is comprised of teams competing in the junior and senior baseball and softball divisions and gives thousands of athletes the chance to play ball at no cost.

### GLOBE LIFE TEXAS RANGERS BASEBALL AND SOFTBALL GRANT PROGRAM

Globe Life and the Texas Rangers Baseball Foundation, with help from Bally Sports Southwest, partner annually to provide baseball and softball grants to nonprofit programs across Texas, Oklahoma, Louisiana, New Mexico, and Arkansas. This grant program is designed to support the growth of baseball and softball by providing funding for field renovations, equipment needs, uniforms, and league development for teams throughout the five-state territory.

Since its inception in 2012, the Globe Life Baseball and Softball Grant Program has donated over \$850,000 to more than 100 organizations, helping countless communities in need.

### MIRACLE LEAGUE AND BASEBALL FANTASY CAMPS

Since 2005, the Texas Rangers Baseball Foundation has partnered with the Miracle League of DFW and Miracle League of Southlake, offering participants access to the game we all love.


In partnership with the Rangers Foundation, the Doug Inman Miracle League Field at Randol Mill Park in Arlington was opened in 2005. In 2013, the Rangers Foundation partnered with the City of Southlake and Miracle League Southlake to construct a new Miracle League Field in Southlake.

The Foundation continues its support of Miracle League programming through in-kind donations and experiences for the children, including a Fantasy Camp with funding provided by Baseball Fantasy Camps for Kids, LLC.

## EDUCATION

### TEXAS RANGERS BASEBALL FOUNDATION SCHOLARSHIPS

In continued support of the educational dreams of area students, the Texas Rangers Baseball Foundation provides high school and college students scholarships through the following programs: Richard Greene Scholars, Mark Holtz Scholarships, Johnny Oates Scholarships, the Young Family Scholarships, and Rangers RBI Scholarships.



The Texas Rangers MLB Youth Academy in West Dallas was completed in Dec. 2017.

The Foundation has funded over \$4 million in college scholarships to date. Additionally, Major League Baseball recognized the Rangers Foundation's Richard Greene Scholars program in 2018 with the Allan H. Selig Award for Philanthropic Excellence.

### LEADING OFF, presented by Globe Life

In partnership with Globe Life and the Arlington Independent School District, the Texas Rangers Baseball Foundation implemented the Leading Off program, which every year sees 60 8th-grade students

from across Arlington participate in workshops and community service events to create a passion for servant leadership. In 2023, a pilot program was added in Fort Worth ISD to benefit even more students.

### CHARLEY PRIDE FELLOWSHIP PROGRAM presented by The Roland Parrish Foundation

To honor the late Charley Pride and create a more diverse and inclusive ball club, the Texas Rangers Baseball Foundation established the Charley Pride Fellowship Program in 2021.

Each year the Foundation will hire, train, and support five Charley Pride Fellows as they rotate through three different departments within the Texas Rangers front office. The paid 10-week internship opportunity creates a launching pad for college students from diverse backgrounds to benefit them whether they choose to pursue a career in baseball or not.

## HEALTH

### MEDICAL CITY HEALTHCARE FITNESS ALL-STARS

The Medical City Healthcare Health and Fitness All-Stars Program offers a series of instructional videos designed to supplement the fifth-grade physical education curriculum in Arlington ISD and Fort Worth ISD.

In each lesson, Rangers Captain and Medical City Healthcare professionals teach students tips to maintain a physically and mentally healthy lifestyle.

### JUST KEEP LIVIN PROGRAM

In 2011, the Rangers Foundation launched a one-of-a-kind, innovative partnership with the Just Keep Livin Foundation, founded by Matthew and Camila McConaughy. This after-school program encourages students to improve their physical and mental health through exercise, teamwork, gratitude, and positive life choices. Area schools participating in the Just Keep Livin program include Sam Houston High School in Arlington, Pinkston High School in Dallas, and Eastern Hills High School in Fort Worth.

## MILITARY AND FIRST RESPONDERS

### HOME BASE FOR HEROES

Thanks to the generosity of The 1687 Foundation, the Texas Rangers Baseball Foundation has the opportunity to recognize the service men and women in our community at Globe Life Field.

The Home Base for Heroes wall allows families to submit photos of their active military service member, veteran, first responder, or frontline healthcare worker and search for their hero at the Home Base for Heroes interactive display adjacent to the Grand Slam Team Store in center field.

### FACES OF FREEDOM, presented by American Airlines

Each month the Texas Rangers Baseball Foundation honors active or retired members of the Armed Forces during Rangers home games. Honorees receive game tickets, exclusive Globe Life Field experiences, and a trip for themselves and a guest to Washington D.C., courtesy of the Rangers Foundation and American Airlines.

To nominate a hero for the Faces of Freedom program, visit [texastrangers.com/facesoffreedom](http://texastrangers.com/facesoffreedom).

## LEADERS IN THE COMMUNITY

The Foundation is supported through the generosity of Rangers owners, coaches, corporate partners, and individual donors, including Rangers players.

In addition to their generous financial donations, Rangers players and coaches also donate their time and provide the Foundation with autographed items, furthering the Foundation's mission to support the DFW community and beyond.

### 2023 FUNDRAISING EVENTS

The **TEX Gala**, presented by Choctaw Casinos & Resorts – April 20 at Globe Life Field  
The **Texas Rangers Alumni Legacy Golf Classic** – Sept. 7 at Texas Rangers Golf Club

FRONT OFFICE

COACHES

PLAYERS

2022 REVIEW

OPPONENTS

RECORDS

DEVELOPMENT

MEDIA



# 2023 SPRING TRAINING

**TRAINING CAMP & MAILING ADDRESS** ..... Texas Rangers/Surprise Recreation Campus,  
15754 North Bullard Ave., Surprise, AZ 85374

**REPORT DATE** ..... March 13

**STADIUM** ..... Surprise Stadium/Billy Parker Field (capacity 10,714)

**PHONE NUMBERS** ..... Texas Rangers Main Offices - 623.266.8100

FRONT OFFICE

COACHES

## INDIVIDUAL TICKET INFORMATION

Lower Premium Seats.....	\$45/50
Lower Dugout Seats.....	\$40/45
Upper Dugout Seats.....	\$35/40
Lower Baseline Seats.....	\$25/30
Baseline Seats.....	\$20/25
Lower Outfield Seats.....	\$16/20
Outfield Reserve Seats.....	\$12/17
Lawn Seats.....	\$8/15

Tickets can be purchased at the  
Surprise Stadium Ticket Office,  
online at [texasrangers.com](http://texasrangers.com),  
or by calling 623-222-2222.

## 2023 TEXAS RANGERS SPRING TRAINING SCHEDULE

(All Arizona Times) -- Home Games in Bold -- ss-split squad

PLAYERS

2022 REVIEW

OPPONENTS

RECORDS

DEVELOPMENT

MEDIA

DATE	OPPONENT	SITE	TIME	TV/RADIO
Friday, February 24	Kansas City Royals	Surprise Stadium	1:05 p.m.	105.3*
Saturday, February 25	Kansas City Royals	Surprise Stadium	1:05 p.m.	BSSW#/105.3
Sunday, February 26	Cleveland Guardians	Goodyear	1:05 p.m.	BSSW#/105.3
Monday, February 27	Cincinnati Reds	Goodyear	1:05 p.m.	BSSW+/#Webcast
Tuesday, February 28	Colorado Rockies	Surprise Stadium	1:10 p.m.	Webcast
Wednesday, March 1	Los Angeles Dodgers-ss San Diego Padres-ss	Surprise Stadium Peoria	1:05 p.m. 1:10 p.m.	Webcast BSSW#
Thursday, March 2	Milwaukee Brewers	Phoenix	1:10 p.m.	BSSW+/#Webcast
Friday, March 3	San Francisco Giants	Surprise Stadium	1:05 p.m.	105.3*
Saturday, March 4	Chicago White Sox	Glendale	1:05 p.m.	105.3
Sunday, March 5	Los Angeles Angels	Surprise Stadium	1:05 p.m.	105.3
Monday, March 6	Colorado Rockies	Salt River Fields	1:10 p.m.	Webcast
Tuesday, March 7	Chicago Cubs	Surprise Stadium	1:05 p.m.	Webcast
Wednesday, March 8	Arizona Diamondbacks	Salt River Fields	1:10 p.m.	Webcast
Thursday, March 9	Open Date			
Friday, March 10	Oakland A's	Mesa (Hohokam)	1:05 p.m.	105.3*
Saturday, March 11	Cincinnati Reds	Surprise Stadium	1:05 p.m.	105.3
Sunday, March 12	Seattle Mariners	Peoria	1:10 p.m.	105.3
Monday, March 13	Arizona Diamondbacks	Surprise Stadium	1:05 p.m.	Webcast
Tuesday, March 14	Open Date			
Wednesday, March 15	Kansas City Royals	Surprise Stadium	1:05 p.m.	Webcast
Thursday, March 16	Los Angeles Dodgers	Glendale	6:05 p.m.	105.3
Friday, March 17	Milwaukee Brewers	Surprise Stadium	1:05 p.m.	Webcast
Saturday, March 18	Los Angeles Angels	Tempe	1:10 p.m.	105.3
Sunday, March 19	Seattle Mariners	Surprise Stadium	1:05 p.m.	105.3
Monday, March 20	Cleveland Guardians	Surprise Stadium	1:05 p.m.	BSSW+/#Webcast
Tuesday, March 21	Open Date			
Wednesday, March 22	Chicago White Sox-ss San Francisco Giants-ss	Surprise Stadium Scottsdale	1:05 p.m. 1:05 p.m.	Webcast
Thursday, March 23	Oakland A's	Surprise Stadium	6:05 p.m.	105.3/BSSW
Friday, March 24	Chicago Cubs	Mesa (Sloan Park)	1:05 p.m.	Webcast
Saturday, March 25	San Diego Padres	Surprise Stadium	12:05 p.m.	105.3/BSSW+
Sunday, March 26	Open Date			
Monday, March 27	Kansas City Royals	Globe Life Field	7:05 p.m. CT	105.3/BSSW+/1270
Tuesday, March 28	Kansas City Royals	Globe Life Field	1:05 p.m. CT	Webcast/1270

BSSW—Bally Sports Southwest  
105.3—The FAN (\*Tape Delay at 8:00 p.m. CT)

BSSW+—Bally Sports Southwest Extra  
Webcast—audio on [texasrangers.com](http://texasrangers.com)

#—Opponents broadcast to be carried  
1270—KFLC-AM (Spanish Radio)

NOTE: Surprise is one hour behind Texas time through March 11 (Mountain Time) and two hours behind beginning March 12 (Pacific Time)  
Cactus League Home Games Played at Surprise Stadium/Billy Parker Field, Surprise, AZ

## SPRING TRAINING RESULTS (VS. MAJOR LEAGUE 'A' TEAMS)

1972.....	11-14-1	1985.....	10-14-0	1998.....	21-10-0	2011.....	13-16-0
1973.....	8-15-0	1986.....	15-13-0	1999.....	14-14-1	2012.....	12-17-1
1974.....	13- 9-1	1987.....	13-16-0	2000.....	15-12-1	2013.....	17-17-2
1975.....	14-15-1	1988.....	15-14-1	2001.....	17-11-0	2014.....	10-17-3
1976.....	7- 5-0	1989.....	17-11-0	2002.....	18-13-1	2015.....	9-19-5
1977.....	12-14-0	1990.....	8-8-0	2003.....	16-14-1	2016.....	17-15-1
1978.....	13-10-0	1991.....	11-19-0	2004.....	12-18-0	2017.....	17-16-3
1979.....	14-11-1	1992.....	19-12-0	2005.....	13-19-0	2018.....	8-22-3
1980.....	10-14-0	1993.....	15-15-1	2006.....	12-16-1	2019.....	13-17-4
1981.....	15-12-1	1994.....	12-19-1	2007.....	16-11-0	2020.....	12-10-0*
1982.....	15-10-1	1995.....	26-12-1	2008.....	17-11-0	2021.....	14-12-3
1983.....	11-12-1	1996.....	19-11-0	2009.....	21-14-0	2022.....	10-6-2
1984.....	12-11-1	1997.....	16-16-0	2010.....	10-19-0	Totals.....	7055-698-44

\*Rangers played final Spring Training game on March 11 vs. SF in Surprise, as camps were shut down shortly thereafter due to the COVID-19 pandemic... final 2020 record includes two exhibition games (July 21-22, 2020) that counted towards the original Spring Training statistics... TEX went 0-2 vs. COL in Arlington.



# SURPRISE, ARIZONA

## SPRING TRAINING HOME OF THE TEXAS RANGERS



FRONT OFFICE

COACHES

PLAYERS

2022 REVIEW

OPPONENTS

RECORDS

DEVELOPMENT

MEDIA

2023 will mark the 21st season that the Texas Rangers have held their Major and Minor League Spring Training in Surprise, Arizona, the longest span in club history. Texas trained in Pompano Beach, FL from 1972-86 (15 years) and in Port Charlotte, FL from 1987-2002 (16 years). Pompano Beach was also the spring home of the expansion Washington Senators from 1961-71.

The complex in Surprise, which is located northwest of Phoenix in Maricopa County, is shared by the Rangers and Kansas City Royals and is located on a 132-acre site. It opened in September of 2002 for Texas' Arizona Instructional League program.

The Rangers Arizona baseball complex building comprises approximately 49,500 square feet that houses clubhouse, training, medical, and dining facilities for both the Major and Minor League operation. There is also 3,600 square-foot multi-purpose meeting facility adjacent to the complex building.

The Rangers and Royals play their home games at Surprise Stadium/ Billy Parker Field, a beautiful 10,714- seat ballpark. Surprise Stadium includes a lower seating bowl, an upper level with 530 club seats, six suites, and adjoining party decks, and seating for approximately 3,000 on the outfield berm.

Field dimensions of Surprise Stadium are 350 feet down the left and right field lines, 379 feet to left and right center, and 400 feet to straightaway center. The outfield fences are eight feet high. The Rangers utilize the first base dugout with the Royals on the third base side.

Both the Rangers and Royals have six full practice fields and a half field for use by the major and Minor League teams. Each team has one full field with lights with that field having the exact dimensions of its home park (Globe Life Park in Arlington for the Rangers; Kauffman

Stadium for the Royals). Four of the fields for each team are in a cloverleaf configuration with an observation tower centrally located.

The facility is owned and maintained by the City of Surprise and was originally constructed by funds approved with the passing of Proposition 302, a 30-year funding plan which generates funds for sports, recreation, and tourism in Maricopa County. The proposition was passed by County voters on November 7, 2000, a week after the Rangers announced plans to open negotiations with the City of Surprise. The agreement on a 20-year lease between the Rangers and Surprise was announced on March 23, 2001 with the groundbreaking ceremony taking place on May 21, 2001. The facility was dedicated on December 7, 2002. Both teams agreed to a seven-year extension of the lease through 2029 in 2015.

Rangers Village, a baseball housing and meeting facility opened in January 2020. The multi-story, 68,280 square-foot facility includes housing for Rangers' organizational players and staff as well as classroom and meeting space. It will be utilized throughout the year for spring training, extended spring, Arizona rookie league, instructional league and other baseball programs.

Rangers Village is located directly across from the Rangers' baseball complex and Surprise Stadium. It consists of a two-story common area building which is attached to a three-story residential building. The common area measures 12,753 square feet and includes a lobby/ reception, dining area, recreation room, and outdoor patio space on the first floor. The second floor of the common area houses an auditorium, classrooms, and fitness area. The residential building measures 53,527 square feet and includes 36 units that can house up to 180 individuals at one time.



# SEATING MAP

FRONT OFFICE

COACHES

PLAYERS

2022 REVIEW

OPPONENTS

RECORDS

DEVELOPMENT

MEDIA

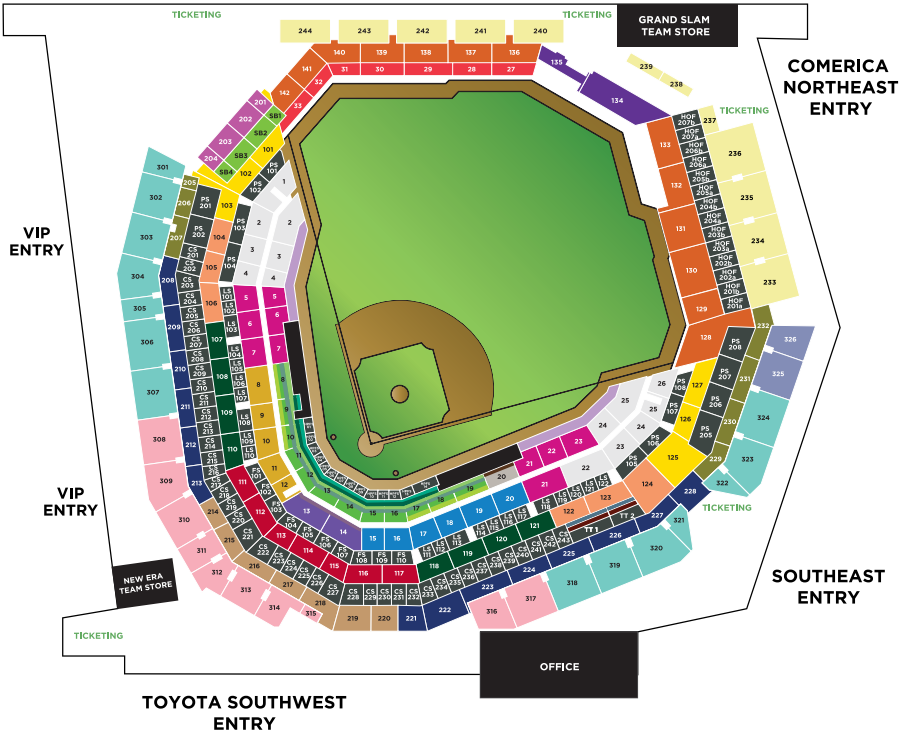
**NORTHWEST ENTRY**

**TXU ENERGY NORTH ENTRY**

**COMERICA NORTHEAST ENTRY**

**SOUTHEAST ENTRY**

**TOYOTA SOUTHWEST ENTRY**



- |   |  |  |  |
|---|--|--|--|
| <span style="color: #008080;">■</span> VIP Lexus Club         | <span style="color: #A9A9A9;">■</span> Premium StubHub Club                                  | <span style="color: #8B4513;">■</span> Texas Terrace Classic           | <span style="color: #FFFF00;">■</span> Outfield Pavilion         |
| <span style="color: #006400;">■</span> Platinum Lexus Club    | <span style="color: #0070C0;">■</span> StubHub Club  | <span style="color: #006400;">■</span> VIP Infield & Infield Mezzanine | <span style="color: #C060C0;">■</span> Karbach Brewing Sky Porch |
| <span style="color: #9ACD32;">■</span> Gold Lexus Club        | <span style="color: #C0C0E0;">■</span> Evan Williams Lounge/Germania Insurance Lounge Tables | <span style="color: #FFA07A;">■</span> Mezzanine                       | <span style="color: #90EE90;">■</span> Sky Box                   |
| <span style="color: #66CDAA;">■</span> Silver Lexus Club      | <span style="color: #FFD700;">■</span> 3 <sup>rd</sup> Base Box                              | <span style="color: #FFD700;">■</span> Corner Mezzanine                | <span style="color: #FFB6C1;">■</span> Upper Box                 |
| <span style="color: #32CD32;">■</span> Bronze Lexus Club      | <span style="color: #E91E63;">■</span> Dugout Reserved                                       | <span style="color: #FF8C00;">■</span> Outfield Mezzanine              | <span style="color: #ADD8E6;">■</span> Upper Reserved            |
| <span style="color: #ADFF2F;">■</span> The Lexus Club         | <span style="color: #D3D3D3;">■</span> Corner Box  | <span style="color: #FF0000;">■</span> All You Can Eat                 | <span style="color: #6A5ACD;">■</span> Grandstand                |
| <span style="color: #8B4513;">■</span> VIP StubHub Club       | <span style="color: #4682B4;">■</span> Texas Terrace Premium                                 | <span style="color: #D2B48C;">■</span> VIP Infield & Infield Pavilion  | <span style="color: #2F4F4F;">■</span> Suites                    |
| <span style="color: #800080;">■</span> VIP Balcones Speakeasy | <span style="color: #DC143C;">■</span> VIP Home Plate & Home Plate Mezzanine                 | <span style="color: #191970;">■</span> Baseline Pavilion               |  |
| <span style="color: #6A5ACD;">■</span> Balcones Speakeasy     | <span style="color: #483D8B;">■</span> Wild Rag Deck   | <span style="color: #808000;">■</span> Corner Pavilion                 |  |