

2022



MEDIA GUIDE

NEW ORLEANS SAINTS





SAINTS 2022 SCHEDULE

PRESENTED BY
**SEAT
GEEK**

✦ PRESEASON

ALL DATES/TIMES ARE SUBJECT TO CHANGE, CHECK LOCAL TV LISTINGS

SATURDAY	AUGUST 13	AT HOUSTON TEXANS	7 PM
FRIDAY	AUGUST 19	AT GREEN BAY PACKERS	7 PM
FRIDAY	AUGUST 26	LOS ANGELES CHARGERS	7 PM

✦ REGULAR SEASON

SUNDAY	SEPTEMBER 11	AT ATLANTA FALCONS	12 PM
SUNDAY	SEPTEMBER 18	TAMPA BAY BUCCANEERS	12 PM
SUNDAY	SEPTEMBER 25	AT CAROLINA PANTHERS	12 PM
SUNDAY	OCTOBER 2	MINNESOTA VIKINGS	8:30 AM
SUNDAY	OCTOBER 9	SEATTLE SEAHAWKS	12 PM
SUNDAY	OCTOBER 16	CINCINNATI BENGALS	12 PM
THURSDAY	OCTOBER 20	AT ARIZONA CARDINALS	7:15 PM
SUNDAY	OCTOBER 30	LAS VEGAS RAIDERS	12 PM
MONDAY	NOVEMBER 7	BALTIMORE RAVENS	7:15 PM
SUNDAY	NOVEMBER 13	AT PITTSBURGH STEELERS	12 PM
SUNDAY	NOVEMBER 20	LOS ANGELES RAMS	12 PM
SUNDAY	NOVEMBER 27	AT SAN FRANCISCO 49ERS	3:25 PM
MONDAY	DECEMBER 5	AT TAMPA BAY BUCCANEERS	7:15 PM
<i>BYE WEEK</i>			
TBD	DECEMBER 17/18	ATLANTA FALCONS	TBD
SATURDAY	DECEMBER 24	AT CLEVELAND BROWNS	12 PM
SUNDAY	JANUARY 1	AT PHILADELPHIA EAGLES	12 PM
TBD	JANUARY 7/8	CAROLINA PANTHERS	TBD

HOME GAMES IN GOLD ✦

ALL TIMES CENTRAL ✦

NEWORLEANSSTAINTS.COM

THANK YOU TO OUR 2022 PATRON SAINTS PARTNERS



ON LOCATION





We power Saints Nation

Entergy is proud to support our home team, the New Orleans Saints. The Saints bring a special energy to our city, and we're here to power them for seasons and generations to come. [entergy.com](https://www.entergy.com)

We power life.SM

**PROUD
PARTNER
OF THE
SAINTS**



Harratis[®]
NEW ORLEANS

A CAESARS REWARDS. DESTINATION

Must be 21 or older to gamble. Know When To Stop Before
You Start.® Gambling Problem? Call 1-877-770-STOP.
©2022, Caesars Entertainment.

FOR EVERY KIND OF FIELD GOAL



 **SUNSHINE**



Sunshine is proud to be
the official tractor provider
of the New Orleans Saints.



Handcrafted American rum

— *Pride of Louisiana* —

The official rum of the New Orleans Saints
Please tour our distillery in Lacassine, Louisiana

Bayou[®]
RUM



PLEASE DRINK RESPONSIBLY. BAYOU® Mardi Gras XO Rum-40% Alc./Vol. (80 proof). Louisiana Spirits, LLC, Lacassine, LA. U.S. Importer: Stolli Group (USA), LLC, New York, NY. © 2022. BAYOU®, BAYOU RUM®, the visual properties, taglines and shapes, are trademarks or registered trademarks of Louisiana Spirits, LLC.

www.bayourum.com



We invest in the energy of our community.

At Cornerstone, we are proud to partner with the New Orleans Saints on reading, science, technology, engineering and math education programs for the youth in our community.

From energy to innovation, STEM education is all about connecting classroom activities and experiences to real-life opportunities.

That is why we support local programs that inspire learning and help bolster our community's workforce.



Learn more: cornerstonechemco.com/community





Proud Sponsor of the New Orleans Saints.

**SAVE MONEY
ON CAR INSURANCE.**

833-700-0000



CALL



CLICK



COME BY



GOAUTOINSURANCE.COM



DRIVING ONLY THE BEST



***VARIOUS SIZED VEHICLES
FOR YOUR GROUP
NEEDS***

Ride in Style to Your Next Event
Hotard.com | 800.356.6831



Hotard Coaches
The official transportation partner for the New Orleans Saints



TABLE OF CONTENTS

Staff Directory	2-4
Community Affairs	5-6
Youth Programs	7

OWNER 8-22

Benson New Orleans Saints Timeline	9-17
Owner Gayle Benson	18-21
President Dennis Lauscha	22-23

FOOTBALL 24-303

Exec. VP/GM Mickey Loomis	25-26
Head Coach Dennis Allen	27-30
Assistant Coaches	31-66
Veteran Players	68-250
2022 Draft Picks	251-259
Undrafted/First-Year	260-273
Alphabetical Roster	274-275
Numerical Roster	276-277
How The Saints Were Built	278
2021 NFL Season In Review	279-294
2021 Final Statistics	280-82
2021 Game-By-Game Saints	283
2021 Game-By-Game Opponents	284
2021 Game-By-Game Starters	285
2021 Turnover Table	286
2021 Participation Report	287-288
2021 Team Superlatives	289
2021 Individual Superlatives	290
2021-22 Transactions Log	291-294
Football Operations Staff	296-318

ADMINISTRATIVE LEADERSHIP 319-325

RECORDS 326-370

Career Leaders	327-330
Yearly Leaders	331-342
Individual Records	343-352
Team Records	353-358
Two-Team Records	359
Consecutive Records	360
Big Games	361-365
Last Time	366-367
Individual Playoff Records	368-369
Team Playoff Records	370

HISTORY 371-529

Saints Timeline	372-386
Season Results	387-405
Year-by-Year Results	406-407
Series Records	408-414
Attendance Figures	415-416
Preseason Results	417-420
Preseason Records	420
Year-By-Year Statistics	421-474
Playoff Game Summaries	475-486
All-Time Roster	487-504
Pro Football Hall of Fame	505-509
Ring of Honor	510
NFL Honors	511-519
NFL Draft History	520-528
Saints In Prime Time	529


2022 NEW ORLEANS SAINTS MEDIA GUIDE

The media guide includes a compilation of information that has been gathered and preserved by members of the team's previous communications departments. Many Thanks to everyone who has helped prepare and preserve this information.

The 2022 Saints media guide was written and edited by the Saints communications staff

Editor: Justin Macione
Editorial Assistance: Evan Meyers, Davis Friend
Photography: Michael C. Hebert
Cover, Design and Layout: Noah Hembree

All information current as of July 1, 2022.
©Copyright, 2022. New Orleans Saints.



STAFF DIRECTORY

NEW ORLEANS SAINTS

Ochsner Sports Performance Center • 5800 Airline Drive, Metairie, LA 70003

Telephone: (504) 733-0255 • Ticket Office: (504) 731-1700

Website: NewOrleansSaints.com • Colors: Old Gold, Black, and White

Conference: National Football Conference (South Division)

EXECUTIVE

Gayle Benson..... Owner
Melissa Manwaring..... Sr. Exec. Asst. to the Owner
Melissa Hoang..... Exec. Personal Asst. to the Owner
Charles Vedros..... Personal Asst. to the Owner

FOOTBALL OPERATIONS

Mickey Loomis..... Exec. Vice President/General Manager
Khair Harley..... Vice President of Football Administration
Derek Stannos..... Director of Operations
Debbie Gallagher..... Exec. Asst. to EVP/General Manager

PLAYER PERSONNEL

Jeff Ireland..... VP/Asst. Gen. Manager - College Personnel
Michael Parenton..... Director of Pro Scouting
Ryan Powell..... Pro Scout
Justin Matthews..... Pro Scout
Tosan Eyetsemitan..... Pro Scout
Cody Rager..... Assistant College Scouting Director
Mike Baugh..... National Scout
Terry Wooden..... National Scout
Mike DiJulio..... Area Scout
Jon Sandusky..... Area Scout
Casey Talley..... Area Scout
Joey Vitt Jr..... Area Scout
Paul Zimmer..... Area Scout
C.J. Leak..... Area Scout
Scott Campbell..... Senior College Scouting Analyst
Matt Phillips..... Combine Scout
Ryan Herman..... Football Research & Strategy
Will Martinez..... Scouting Coordinator
Chad Vincent..... Director of Football Applications
Ben Autin..... Football IT
Isaiah Macklin..... Football Operations Assistant
Harry Piper..... Football Operations Assistant
Mike Martinez..... Football Operations Assistant

COACHING

Dennis Allen..... Head Coach
Bob Bicknell..... Senior Offensive Assistant
Kodi Burns..... Wide Receivers
Pete Carmichael..... Offensive Coordinator
Ronald Curry..... Passing Game Coord./Quarterbacks
Declan Doyle..... Offensive Asst.
Phil Galiano..... Assistant Special Teams
Peter Giunta..... Sr. Defensive Asst.
Michael Hodges..... Linebackers
Doug Marrone..... Offensive Line
Sterling Moore..... Defensive Assistant
Ryan Nielsen..... Co-Defensive Coord./Defensive Line
Kevin Petry..... Asst. to the Head Coach/Offensive Asst.
Kris Richard..... Co-Defensive Coordinator/Secondary
Darren Rizzi..... Asst. Head Coach/Special Teams Coord.
Cory Robinson..... Assistant Defensive Backs
Dan Roushar..... Run Game Coord./Tight Ends
Zach Strief..... Assistant Offensive Line
Joel Thomas..... Running Backs
Jordan Traylor..... Defensive Asst.
D.J. Williams..... Offensive Asst.
Brian Young..... Pass Rush Specialist

EQUIPMENT

John Baumgartner..... Head Equipment Manager
Corey Gaudet..... Asst. Equipment Manager
Joel Gastright..... Asst. Equipment Manager
Richard Killian..... Asst. Equipment Manager

COMMUNICATIONS

Doug Miller..... Exec. Director of Football Communications
Justin Macione..... Director of Football Communications
Sam Shannon..... Corporate Communications Manager
Davis Friend..... Football Communications Coordinator
Dan Simmons..... Alumni/Legends Development Coordinator

PLAYER ENGAGEMENT

Fred McAfee..... Vice President of Player Engagement
Danny Lawless..... Director of Security
Evan Meyers..... Asst. Player Engagement/Legends & Alumni Manager

ATHLETIC TRAINING

Ben Stollberg..... Director of Sports Medicine
Shone Gipson..... Head Athletic Trainer
Jonathan Gress..... Director of Rehabilitation
Kevin Mangum..... Asst. Athletic Trainer
Erik Arve..... Asst. Athletic Trainer
Bobby Feeback..... Asst. Athletic Trainer
Jamie Meeks..... Director of Sports Nutrition

MEDICAL STAFF

Dr. John Amoss..... Team Physician
Dr. Karim Majier..... Team Orthopedist
Dr. W. Stephen Choate..... Team Physician

SPORTS SCIENCE/STRENGTH & CONDITIONING

Matt Rhea..... Director of Sports Science
Matt Clapp..... Strength & Conditioning
Charles Byrd..... Strength & Conditioning
Rob Wenning..... Strength & Conditioning

VIDEO

Dave Desposito..... Video Director
Joe Alley..... Asst. Video Director
Tim Youngblood..... Video Asst.
Chris McNeice..... Video Asst.

SENIOR ADMINISTRATION

Dennis Lauscha..... President
Greg Bensele..... Sr. VP of Communications, Broadcast, Community Relations and Governmental Relations
Ben Hales..... Sr. VP of Marketing and Operations
Ed Lang..... Senior Vice President of Finance/CFO
Vicky Neumeyer..... Sr. Vice President/General Counsel
Michael Stanfield..... Sr. Vice President of Sales
Jeanne Brown..... Exec. Asst. to the President

STAFF DIRECTORY

BUSINESS OPERATIONS

Stephen Pate.....VP of Business Operations and Government Relations
Ian Tigchelaar.....Sr. Dir. of Business/Marketing Operations
Katie Krajcer..Dir. of Event Policies and Fan Engagement
Megan Bourg..Mgr. of Event Policies and Fan Engagement
Courtney Kennedy.....Operations Manager
Morgan Farmer.....Manager of Initiatives
Giancarlo Hernandez..Ops. and Fan Engagement Coord.
Brady Johnson.....Ops. and Fan Engagemen Assoc.

COMMUNITY RELATIONS

Julie Borsch Director of Comm. and Gov. Relations
Elicia Broussard SheridanDir. of Youth Programs & Social Unification
Austin Pasco.....Manager, Youth Programs
Jason Lapouble.....Community Relations Manager
Megan Kottemann Comm. and Gov. Relations Mgr.
Adam Fournier.....Senior Coord., Comm. Engagement
Grant Segar.....Comm. Rel./Gov. Rel. Associate

DIGITAL MEDIA

Doug Tatum.....Vice President, Digital Media
Alex Restrepo.....Senior Director of Social Media
Beth Blackburn.....Manager of Digital Platforms
Andy Weilbaecher.....Digital Developer
Madison Leavelle.....Social Media Illustrator
McKell Favrot.....Social Media Manager
Justin Vlosich.....Digital Media Coordinator
Tatiana Lubanko.....Social Media Coordinator
Christian Verde.....Social Media Coordinator
Ashley Oliver.....Social Media Associate
Ezekiel Robinson.....Social Media Associate
Michael C. Hebert.....Director of Photography

PRODUCTION

Shaneika Dabney-Henderson..Vice President of Production
James Crosbie.....Director of Production
Layne Murdoch Jr......Video/Still Photo Manager
Jon Lavanetto.....Senior Content Manager
Brendan Hassett.....Videographer/Editor
Jon Mahody.....Producer/Editor
John Sebag.....Videographer
Joshua Sige.....Videographer/Content Creator
Brianna Latino.....Senior Production Manager
Shota Hashimoto.....Motion Graphics Manager
Seth Lewis.....Motion Graphics Coordinator
Ryan Micklin.....Production Assistant

BROADCAST

John DeShazier.....Sr. Writer/Digital Media Contributor
Todd Graffagnini.....Digital Media Contributor
Erin Summers.....Broadcast Contributor
Josh Richardson.....Gameday Producer

MARKETING & GAME PRESENTATION

Kyle Campbell.....Director of Game Experience
Dan Askin.....Director, Digital Marketing
Sara Anderson.....Entertainment Teams Manager
Jenny Craig.....Entertainment Teams Assistant Manager
Andy Antunez.....Marketing Manager
Grant Matthews.....Assistant Marketing Manager
Mariana Jerez.....Special Events Manger
Chryssi Flores.....Game Experience Manager
Hailey Williams.....Game Experience Coordinator
Eddie Coe.....Senior Graphic Designer
Jessica Skonning.....Graphic Designer
Noah Hembree.....Graphic Designer
Jessica Weinberg.....Live Entertainment Coordinator

CORPORATE PARTNERSHIPS

Matt Webb.....Vice President, Corporate Partnerships
Dr. Dan Kaufmann.....Dir., Global Partnership Sales & Strategy
Chase Atkinson.....Director of Partnership Mkt. & Media
Erica Bernadas.....Dir., Partnership Sales & Innovation
Chase Langdon..Senior Manager, Partnership Strategy
Johnny Pizzo.....Corporate Sales Sr. Acct. Exec.
Victoria Leahy.....Corporate Partnership Sales
Taylor Mahan.....Corporate Sales Acct. Executive
Roger Perryman.....Corporate Partnership Acct. Exec.
Karen Luciano.....Senior Manager, Partnership Marketing
Megan Carroll.....Senior Manager, Partnership Marketing
Taylor Johnson..Senior Manager, Partnership Marketing
Eavan Roark.....Partnership Marketing & Events Manager
Jesse Thomas.....Partnership Marketing Manager
Quinton Washington..Partnership Marketing Coordinator
MaryClare Stannard..Partnership Marketing Coordinator
Schlyler Hawkins.....Partnership Marketing Coordinator
Blair Positerry.....Partnership Strategy Designer
Fred Ruckert.....Broadcast & Marketing Manager

TICKET SALES/SERVICE LEADERSHIP

Bryan Ross ..Vice President, Ticket Sales, Service & Operations
Blake Simon ..Sr. Director of Ticket Service & Operations
Matt Dixon.....Senior Director of Ticket Sales
Chris Guidry.....Senior Director of Ticket Sales
Zac Cooper.....Director of Season Ticket Sales

PREMIUM SEATING

Molly Threeton.....Premium Service Manager
Sydney Labiche.....Premium Service Coordinator
David Stern.....Premium Seating Account Executive
Robbie Lynch.....Premium Seating Account Executive
Andrew Boylan.....Premium Seating Account Executive
Jesse Nantz.....Premium Sales Account Executive

SEASON TICKET SALES & RETENTION

Anthony Parilla.....Sr. Manager of Sales & Retention
Brian Bean.....Manager of Season Ticket Sales
Courtney Gros.....Sr. Sales & Retention Acct. Exec.
Blake Leonard.....Sr. Sales & Retention Acct. Exec.
Jordan Thomas.....Sr. Sales & Retention Acct. Exec.
Carrie Albright.....Sales & Retention Acct. Exec.
Alexandra Stein.....Sales & Retention Acct. Exec.
Larry Staub.....Sales & Retention Acct. Exec.
Dimitric Young.....Sales & Retention Acct. Exec.
Gabriel Chasin.....Season Ticket Acct. Exec.
Cody Link.....Season Ticket Acct. Exec.
Jon Rene.....Season Ticket Acct. Exec.
Tyler Sherman.....Season Ticket Acct. Exec.
Tyler Westbrook.....Season Ticket Acct. Exec.
Charli McCord.....Manager of Season Ticket Service
Noah Anthony.....Ticket Service Coordinator
Joshua Daniels.....Ticket Service Coordinator

STAFF DIRECTORY

GROUP SALES

Denton Hunter..... School Prog. Sales and Service Mgr.
Chris Harpster..... Group Sales Manager
Rachel Coblenz..... Group Service Coordinator
Lindsey Stanek..... Group Sales Acct. Exec.
Caroline Yates..... Group Sales Acct. Exec.
Nick Vallot..... Group Sales Acct. Exec.
James Connors..... Group Sales Acct. Exec.

TICKET OPERATIONS

Al Vallette..... Director of Ticket Operations
Joe Chavis .. Ticket Operations & Parking Services Manager
Angela Leon..... Ticket Administration Manager
Charlene Brown..... Receptionist
Lauren Brown..... Ticket Operations Coordinator
Kristy Pugliese..... Ticket Operations Coordinator
Austin Myers..... Box Office Coordinator

LEGAL

Matthew Sharpe..... Staff Attorney

FINANCE & ACCOUNTING

David Chaix.. Vice President, Head of Team Accounting
Mallory Vedros..... Controller
Chris Wood..... Senior Staff Accountant
Pierce Dennis..... Senior Staff Accountant
Kristi Dupuy..... Staff Accountant
Josh Harris..... Staff Accountant
Alicia Dupart..... Payroll Manager
Justin Pelligrini..... Financial Reporting Manager

ADMINISTRATION

Jay Romig..... Executive Director, Administration
John Berfect..... Mail Clerk

BUSINESS INTELLIGENCE

Kate McCabe..... Director, Business Intelligence
Basem Elkhatib..... Senior Business Intelligence Analyst
Sarah Lassman..... Senior Business Intelligence Analyst
Luis Villasenor..... Business Intelligence Analyst
Brian Broussard..... Business Intelligence Analyst

HUMAN RESOURCES

Mary Vinet..... Benefits Manager
Linley Fenlason..... Talent Acquisition & Retention Mgr.

INFORMATION TECHNOLOGY

Jeff Huffman .. Senior Director of IT Security & Administration
Jody Barbier..... Senior Director of IT Operations
Chris Chapital..... Computer and Info. Systems Mgr.
Brock Orrett..... IT Support Analyst
Robert Crump..... IT Support Specialist

FACILITIES

Terry Ashburn..... Facilities Director
Wade Vicknair..... Assistant Facilities Manager
Corey Rogers..... Grounds Superintendent
Gordon Duplessis..... Groundskeeper
Cody Vicknair..... Groundskeeper
Jimmy Fullerton..... Groundskeeper

COMMUNITY RELATIONS



SAINTS IN THE COMMUNITY

The New Orleans Saints Community Relations Department is committed to supporting the charitable efforts of the club's ownership, players, coaches and staff throughout the Gulf South. This dedication to charitable causes and individuals in need was a defining trait of Tom Benson's 33-year tenure as the franchise's Owner and now that legacy carries on under the leadership of Gayle Benson. As a philanthropic force in the community, the club is committed to exercising its core beliefs and basic expectations of every member of the Saints organization, defined by its participation in initiatives that will have a positive and lasting impact in our community.

RESPONDING TO THE COMMUNITY IN TIMES OF CRISES

The relationship between the Saints and its fans is unique in the world of sports. The team has been the recipient of unqualified support from the community since its inception and welcomes the opportunity to give back – particularly in times of crisis. Donating and raising money as well as providing extensive organizational support following Hurricanes Katrina, Rita, Harvey, the 2010 Gulf Coast Oil Spill, widespread flooding and tornadoes that affected the region in 2016 and the COVID-19 pandemic, the club most recently faced the challenge of supporting

the community following Hurricane Ida that battered the Gulf Coast in August, 2021. Almost immediately following the storm, Mrs. Benson made a donation of \$1 million to activate the Saints Gulf Coast Renewal Fund, with over \$5 million total being raised. With the assistance of the community leaders, the NFL Foundation and the Greater New Orleans Foundation, nonprofit organizations were identified to be beneficiaries that could address the immediate needs of those impacted throughout Louisiana.

In addition to reacting to real-time issues such as natural disasters, the Saints also will continue its commitment to prioritize efforts that build awareness of and support for issues challenging the Gulf South by working to safeguard and promote our wetlands and energy production, as they are critical to our nation's future economic vitality.

COMMUNITY RELATIONS

SPECIAL ATTENTION TO YOUTH & EDUCATION

The New Orleans Saints organization believes in the future of the Gulf South, and understands our community's children are our greatest resource and hope for a stronger region. Our Community Affairs and Youth Programs Departments conduct and assist in events and initiatives focusing on the development and education of our children.

Throughout the year, Saints players, Legends, and staff visit schools and various community centers to stress the importance of education, physical fitness, nutrition, leadership development, character building and time management. The club partners with a variety of organizations including (but not limited to) Boys & Girls Clubs, Special Olympics, Boy and Girl Scouts, United Way, NFL YET Center, Kingsley House, Teach for America, Youth Empowerment Project, and NORD.

SUPPORT AND IMPACT FOR THE ENTIRE COMMUNITY

While supporting youth and education is a daily focus of the club, significant resources are dedicated to enrich the lives of individuals in other areas of need. For the past five years, the Saints 50/50 Charity Raffle's season total jackpot has risen to nearly \$1 million, allowing the organization to assist thousands of people across the Gulf South region through the works of benefitting charities. Local and non-profit organizations have received proceeds garnered via fundraisers such as

the Saints 5K Kickoff Run and the Caesars Sportsbook Crescent City Classic. Saints ownership, executives and staff members serve on numerous community organization boards and partner with those entities to assist or co-develop appropriate programs with a plethora of organizations including (but not limited to) CADA of Greater New Orleans, American Heart Association, Second Harvest Food Bank, City Park of New Orleans, Saintsgiving at Dryades YMCA, Toys for Tots, Rebuilding Together New Orleans, American Red Cross, Make-A-Wish, Volunteers of America, United Negro College Fund and Bridge House. Each year, millions of dollars are given back to the community by the Saints through the donation of cash, goods and services, media and sponsorship.

Whether through financial support, in-kind donations, charitable appearances or just lending a helping hand, the New Orleans Saints are there to reciprocate the support the club has received from its community for 56 years.

SOCIAL JUSTICE EFFORTS

The Saints have taken an active role in supporting programming events and advocacy efforts to promote social justice since 2018. Saints Ownership, staff and players have worked towards multiple legislative changes, support of the local public defender's office, as well as supporting programs that empower those impacted by incarceration to successfully re-enter the community, as well as provide support to African-American women



YOUTH PROGRAMS



The New Orleans Saints Youth Programs Department maintains an active presence in the community throughout the year, bringing National Football League excitement to children who may not have the opportunity to experience the thrill of a Saints football game in person. The Saints reach thousands of children through programs such as the Saints Play Football Experience Camps, the Sanderson Farms Chicken High School Skills Showcase, the Saints Experience and the High School 7-on-7 Regional Tournament. The club is also highly involved with all of the NFL's youth football initiatives such as PLAY60, NFL FLAG, and PLAY FOOTBALL MONTH celebrations.


The Saints have continued to champion smarter and safer play for young athletes in partnership with USA FOOTBALL through the Heads Up Football program by hosting Player Safety Clinics, Player/Parent Camps and forums to further educate coaches, parents and players. Across the Gulf Coast, the Saints continue to fully fund Heads Up Football's enrollment fees for every high school in Alabama, Louisiana and Mississippi.

The Saints sponsor the Louisiana High School Athletic Association and are working closely with the LHSAA to implement the InSideOut Initiative in Louisiana. This initiative is supported by the NFL Foundation and seeks to transform the current win-at-all-costs culture, where the value is defined by the win-loss record, to a culture that defines and promotes sports as a human growth experience that focuses on the intentional development of educational, social and emotional well-being of each student-athlete.

The club also honors area high school coaches through the Saints NFL High School Coach of the Week program, which provides \$1,000 to each coach's respective football programs. In addition, the Saints collaborate with corporate partners to conduct life skills presentations to high schools throughout the city. Topics such as education, work ethic, leadership, and character as well as post-graduation career opportunities are discussed.

The Youth Programs Department is influential in helping to secure thousands of dollars through the NFL Foundation via the Player Matching, Team and Grassroots Grants. Funding received from these grants are distributed to youth and high school football organizations and support field projects throughout the region. The Saints Youth Task Force meets to address issues facing today's youth football programs. These efforts positively impact the growth and direction of football for youngsters in the community.

OWNER



TIMELINE



OWNER

When Tom Benson purchased the Saints in 1985, the franchise was quickly transformed. Combining his passion for building a championship team with commitment to being a business leader and community citizen, the Saints reached the playoffs for the first time two seasons later. After marrying Gayle Benson in 2004, Mr. and Mrs. Benson continued to work to build a championship franchise on and off the field, culminating with the Saints capturing Super Bowl XLIV. With Mr. Benson's passing in 2018, Mrs. Benson has upheld the high standards for the franchise that her late husband set, providing the resources and guidance to allow the organization to reach new heights.

May 31, 1985

Tom Benson purchases New Orleans Saints from John Mecom Jr.



Jan. 14, 1986

Jim Finks is hired by Benson as President/ General Manager.

Jan. 28, 1986

Jim Mora is hired as Head Coach.

Dec. 27, 1987

With a 33-24 win over Green Bay, the Saints close out the regular season at 12-3, the franchise's first winning record and would go on to play in their first playoff game the following week.

Jan. 3, 1988

Saints play in their first playoff contest vs. Minnesota before 68,127 fans in the Superdome.

Mar. 23, 1989

Tom Benson is named as chairman of the NFL's finance committee, the league's most influential committee. Benson would serve three terms before stepping down in 2013.

Dec. 22, 1991


In a 27-3 win at the Phoenix Cardinals, the Saints win their first division title in franchise history with an 11-5 record as the defense allowed 211 points, the fewest allowed in the NFL. Pat Swilling is named *Associated Press* NFL Defensive Player of the Year following a season where he had a club-record 17 sacks.



BENSON NEW ORLEANS SAINTS TIMELINE

Dec. 26, 1992

The Saints close out a 12-4 regular season, where they gave up a league-low and club-record 202 points, also leading the NFL with 57 sacks, while surrendering only 15, the first time since 1977 a club led the league in both categories. All four starting linebackers-Rickey Jackson, Vaughan Johnson, Sam Mills and Swilling-are among six Saints selected to the Pro Bowl.



Apr. 25, 1993

Saints draft eventual NFL Hall of Famer William Roaf in the first round with the eighth overall pick, following a deal with the Detroit Lions to bring the eighth pick and a fourth round selection in exchange for Swilling.

Apr. 15, 1996

A state-of-the-art training facility is opened in Metairie, housing the entire Saints organization for the first time in club history, which would later be expanded with an indoor facility and is now called the Ochsner Sports Performance Center.

Dec. 30, 2000

After winning the NFC West with a 10-6 record, the Saints record the franchise's first playoff win with a 31-28 victory over the St. Louis Rams at the Superdome.

May 13, 2002

Mickey Loomis is promoted to General Manager.

Oct. 29, 2004

Tom Benson marries the former Gayle Marie LaJaunie.

Sept. 8, 2005

The New Orleans Saints Hurricane Katrina Relief Fund is launched, which would eventually distribute over \$1 million dollars to benefit causes in the Gulf South.

Jan. 18, 2006

Sean Payton is hired as Head Coach.

Mar. 14, 2006

QB Drew Brees agrees to a five-year contract.

Sept. 25, 2006

In the team's return to the Superdome following Hurricane Katrina, the Saints defeat the Atlanta Falcons 23-3 before a nationally televised audience.

Jan. 13, 2007

The Saints defeat the Philadelphia Eagles 27-24 in the NFC Divisional Playoff round and advance to the Conference Championship for the first time.

Oct. 26, 2008

The Saints played their first ever regular season game outside of the United States, defeating San Diego 37-32 at London's historical Wembley Stadium.

OWNER

BENSON NEW ORLEANS SAINTS TIMELINE



OWNER

- Jan. 6, 2009** Brees is named the AP 2008 NFL Offensive Player of the Year after he passed for 5,069 yards, 15 short of the NFL record at the time, while also tying for the league lead with 34 touchdown passes.
- Apr. 30, 2009** Mr. Benson negotiates a lease extension with the State of Louisiana and the Saints long-term, which resulted in extensive renovations to the Superdome, the construction of Champions Square outside the stadium and the purchase of an adjacent office building renamed Benson Tower, which was put back into service at full occupancy to help revitalize the city's Central Business District.
- May 19, 2009** Led by Mr. Benson, the City of New Orleans is awarded Super Bowl XLVII, the fifth Super Bowl he would land for his hometown during his ownership tenure.
- Dec. 13, 2009** New Orleans wins its club record 13th game of the season with a 26-23 win at Atlanta to improve to 13-0.
- Jan. 24, 2010** With a 31-28 overtime win over the Minnesota Vikings in the NFC Championship, the Saints capture the first conference championship victory in team history.
- Feb. 6, 2010** Jackson becomes the first Saints player to spend the majority of his career with the club to be voted to the Pro Football Hall of Fame. Jackson would be presented by Mr. Benson for induction at the ceremony in Canton, Ohio on August 7.
- Feb. 7, 2010** Saints win Super Bowl XLIV, defeating the Indianapolis Colts 34-17 in South Florida. Brees was named the game's MVP after throwing three touchdown passes. The game attracted an average audience of 106.5 million U.S. viewers, making it the most watched Super Bowl at that time.
- June 24, 2010** In the wake of a catastrophic oil spill in the Gulf of Mexico, Mr. Benson and the Saints establish the Saints Gulf Coast Renewal Fund, which distributed over \$1.5 million to local charities.
- Aug. 9, 2010** The Super Bowl Champion Saints visit the White House.



BENSON NEW ORLEANS SAINTS TIMELINE

Jan. 8, 2011

The Saints close their 2010 season with a Wild Card playoff loss at Seattle, although New Orleans qualified for the postseason in consecutive seasons for the first time since the 1990-92 campaigns.

Apr. 28, 2011

With the 24th pick in the first round of the 2011 NFL Draft, New Orleans selected University of California defensive end Cameron Jordan and the Saints then moved back into the first round in a draft night trade with New England to pick University of Alabama running back Mark Ingram, the 2009 Heisman Trophy winner with the 28th overall selection. Jordan is ranked second in franchise history with 107 sacks and has been selected to seven Pro Bowls, the most by a Black and Gold defender. Ingram is the franchise's all-time leader in rushing yards (6,267) and rushing touchdowns (51).

Jan. 1, 2012

Following a 45-17 win over divisional rival Carolina in the 2011 regular season finale, the Saints finish 13-3 for the second time in three seasons, winning the NFC South and setting the NFL single-season record with 7,474 total net yards. Brees passes for 5,476 yards, an NFL record at the time and would be named the AP NFL Offensive Player of the Year for the second time.

Feb. 4, 2012

Roaf voted to the Pro Football Hall of Fame.

May 20, 2012

Dennis Lauscha is promoted by Mr. Benson to Team President.

June 15, 2012

Mr. Benson purchases the New Orleans Hornets NBA franchise, which he would rename and rebrand the New Orleans Pelicans in 2013.

Nov. 10, 2013

Jackson, Archie Manning and Roaf are the first three inductees into club's Ring of Honor on a Sunday evening when the Saints defeated the Dallas Cowboys 49-17. The club set an NFL record with 40 first downs and setting a club mark with 625 total net yards.

Dec. 29, 2013

After a one-year absence from postseason play, the Saints clinch their fourth playoff berth in five years with a 42-17 win over Tampa Bay in the Superdome.

Jan. 4, 2014

Saints win NFC Wild Card Playoff at Philadelphia, 26-24, for franchise's first road playoff win.

Sept. 2, 2014

A statue of Mr. Benson holding the Lombardi Trophy after the team's Super Bowl XLIV win makes its debut in Champions Square following a ceremonial unveiling before Mr. and Mrs. Benson, Saints executives and local dignitaries.

OWNER



Dec. 21, 2015

During halftime of New Orleans' game against the Detroit Lions, Morten Andersen was inducted as the fourth member of the Saints Ring of Honor. He is the Saints' all-time leading scorer with 1,318 points, was selected to the Pro Bowl six times in Black and Gold and was the NFL's all-time leading scorer from 2006-18.

Jan. 1, 2017

The Saints boasted a 5,000-yard passer (Brees, 5,208), 1,000-yard rusher (Ingram, 1,043) and two 1,000-yard receivers (Brandin Cooks, 1,173 and Michael Thomas, 1,137) for the first time in franchise history, as the 2016 New Orleans offense joined the 2013 Denver Broncos as only the second team in NFL history that featured a 5,000-yard passer, a 1,000-yard rusher and two 1,000-yard receivers. Brees also set the NFL single-season for completions (471) that stood until 2021, when 17-game seasons started.

Feb. 4, 2017

Andersen is voted to the Pro Football Hall of Fame.

Aug. 3, 2017

A completely renovated Tom Benson Hall of Fame Stadium is dedicated at the Pro Football Hall of Fame in Canton, Ohio, with a statue of Mr. Benson in the end zone plaza unveiled that overlooks the field. Mr. Benson donated \$10 million to the stadium renovation project and another \$1 million towards the construction of a planned retirement facility on the Hall's grounds for retired NFL players.

Nov. 3, 2017

Tom Benson Way, the street located outside the Ochsner Sports Performance Center, is dedicated in Mr. Benson's honor.

Dec. 24, 2017

The Saints played in front of 73,188 fans on Christmas Eve and topped the Atlanta Falcons 23-13 to record their 11th win of the season, securing a return to the playoffs for the first time since 2013. New Orleans's regular season home attendance of 585,113 set a franchise record.

Jan. 7, 2018

The Saints defeat the Carolina Panthers in the NFC Wild Card Playoff, 31-26.

Jan. 28, 2018

Seven Saints participated in the Pro Bowl in Orlando, Fla. Payton and his staff coached the NFC squad.

Feb. 3, 2018

Alvin Kamara finished his dazzling rookie campaign with a club-best 1,544 total yards from scrimmage and 14 touchdowns, as he and Marshon Lattimore, who led National Football League rookies with five interceptions, would be the first duo on the same club to capture AP NFL Offensive and Defensive Rookie of the Year in the same season since 1967.



BENSON NEW ORLEANS SAINTS TIMELINE



Mar. 15, 2018

Mr. Benson passes away at the age of 90 following a career in business and professional sports that spanned over 70 years. Mrs. Benson becomes Owner of the Saints, Pelicans and his business enterprises.

Sept. 9, 2018

During halftime of New Orleans' opener vs. Tampa Bay, Mr. Benson is inducted posthumously as the fifth member of the Saints Ring of Honor.

Nov. 22, 2018

In a 31-17 win over Atlanta on Thanksgiving night at the Superdome, New Orleans wins its tenth consecutive game, giving the Saints the second-longest winning streak in franchise history.

Jan. 20, 2019

Mrs. Benson finishes her first season as Owner with the with 13 regular season wins, tying the 2009 and 2011 teams for the most regular season victories in team history. New Orleans's 13-3 record earned them back-to-back division titles for the first time in franchise history as they advanced to the NFC Championship for the first time since the 2009 campaign. Eight Saints were named to the NFC Pro Bowl squad. Brees finishes the 2018 regular season campaign, setting the NFL single-season record for completion percentage (74.4%).

Dec. 16, 2019

In a 34-7 win over Indianapolis on Monday Night Football, capping a weekend that featured a reunion of the Super Bowl XLIV squad, Brees set an NFL record for completion percentage in a contest, completing 29-of-30 throws (96.7%).

Dec. 29, 2019

Saints finish with a 13-3 record for the second consecutive season, capturing their third consecutive NFC South title and playoff appearance. Individually, a club-record six Saints were selected to the *Associated Press* All-Pro team: LB Demario Davis, DB J.T. Gray (special teams), WR/RS Deonte Harris (punt returner), DE Cameron Jordan, RT



Ryan Ramczyk and WR Michael Thomas. A team-record 11 Saints were named to the Pro Bowl. Thomas captured AP NFL Offensive Player of the Year with a recordbreaking season. In his fourth campaign, he captured his second straight NFL receiving title, totaling a league-record 149 receptions for a team-record 1,725 yards and nine touchdowns.

Mar. 16, 2020

Mrs. Benson formed the Gayle Benson Community Assistance Fund, starting with a personal \$1 million donation in response to the COVID-19 pandemic. In addition to her donation, a significant amount of additional money has been raised through her encouragement and the commitment of the local business community, with the donations being disbursed through the Greater New Orleans Foundation to local businesses and individuals affected.

Dec. 25, 2020

In a 52-33 Christmas Day win over the Minnesota Vikings, New Orleans clinches the NFC South for the fourth consecutive season and four consecutive playoff berths for the first time in franchise history. In the contest, Kamara rushes for six touchdowns, tying a longstanding NFL record for both rushing touchdowns and total touchdowns (six). Individually, three Saints were selected to the *Associated Press* All-Pro team: LB Demario Davis, Kamara and RT Ryan Ramczyk and five were selected to the Pro Bowl. Following a season that ended in the second round of the playoffs, QB Drew Brees announced his retirement, 15 years to the day he agreed to join the Saints in 2006. Brees ends his playing career as the NFL's all-time leader in completions (7,142) and passing yardage, leading New Orleans to nine playoff appearances, seven division titles and the Super Bowl XLIV championship over a 15-year period.

July 26, 2021

Mrs. Benson and the Saints announce a 20-year agreement with Caesars Entertainment to rename the club's renovated stadium the Caesars Superdome.

Sept. 12, 2021

On and off the field, the Saints under Mrs. Benson's leadership respond to Hurricane Ida, which battered the Louisiana Coast on August 29. Starting with a \$1 million donation to the Saints and Pelicans Gulf Coast Renewal Fund, over \$5 million would be raised to support deserving nonprofits supporting relief and rebuilding efforts on the Gulf Coast. On the field, the Saints withstood a forced relocation of football operations to Dallas and the moving of their season opener against Green Bay to Jacksonville with an emotional 38-3 win over the Packers at TIAA Bank Field.



BENSON NEW ORLEANS SAINTS TIMELINE

Dec. 2, 2021

During a halftime ceremony of the team's contest against the Dallas Cowboys, the Saints inducted linebacker Sam Mills posthumously as the seventh member of the club's Ring of Honor. Mills finished his Saints career with 934 tackles and was selected to four Pro Bowls. Two months later, Mills would be voted into the Pro Football Hall of Fame's Class of 2022.



Jan. 25, 2022

After New Orleans finished the season 9-8 with its fifth straight winning campaign and saw Gray, Jordan, Kamara and Lattimore selected to the Pro Bowl and Gray (first-team) and Davis (second-team) voted as Associated Press second-team All-Pro's, Payton stepped away after posting a 161-97 record (regular season and postseason combined) in 16 seasons. He departed the Saints as the franchise's winningest head coach and is tied for 22nd in NFL record books all-time in victories. Payton was the fifth-quickest head coach in NFL record books to reach 150 regular season victories (238 games) and his 161 victories (regular season/postseason combined) were fourth-most in the league over that period.

Feb. 8, 2022

Following an extensive internal and external search led by Mrs. Benson, Loomis and Lauscha, Dennis Allen was introduced as the 17th head coach of the New Orleans Saints. Allen, who had served as defensive coordinator since 2015, is a coaching veteran of 26 seasons, including 12 in New Orleans.



May 11, 2022

In a presentation held at the Ochsner Sports Performance Center, Mrs. Benson received the New Orleans Times-Picayune Loving Cup Award for 2021, which annually has been awarded to New Orleanians whose philanthropic efforts and community involvement soar above and beyond. Mrs. Benson was recognized for her leadership in a community in 2021 that was adversely affected by both the COVID-19 Pandemic and Hurricane Ida. Mrs. Benson and the Saints and Pelicans franchise stepped up to support the region with a combination of financial support of local nonprofits, volunteerism and providing inspiration and example to a community in need.



OWNER



OWNER



GAYLE BENSON

OWNER

Gayle Benson provides leadership for the New Orleans Saints and New Orleans Pelicans. She succeeds her late husband, Tom Benson, who passed away on March 15, 2018, after serving as Owner of the Saints since 1985 and the Pelicans since 2012. The New Orleans native is an accomplished business professional and philanthropist with strong ties to the local community and is dedicated to contributing to the growth and enhancement of the Gulf South region.

Mr. and Mrs. Benson worked together to build championship-level NFL and NBA organizations, housed in state-of-the-art facilities at the Ochsner Sports Performance Center, Caesars Superdome and Smoothie King Center, while making a positive impact in the community away from the football field and basketball court as well.

With the Saints franchise under the guidance of Mr. and Mrs. Benson, the team has reached new heights since 2006, when they entrusted Executive-Vice President/General Manager Mickey Loomis to set the direction for the organization, responding by making important coaching hires and continually supplementing and upgrading the roster through the draft, free agency and trades. Since then, the franchise has reached its highest point of success, posting a 168-106 record from 2006-21, featuring ten winning seasons, nine playoff berths, seven division titles, three NFC Championship appearances and the Super Bowl XLIV title. Off-the-field, the Caesars Superdome is in the midst of a multiple-phase enhancement, in addition to periodic renovations at the Ochsner Sports Performance Center to retain its status as one of the most cutting edge practice facilities in the NFL. The Caesars Superdome has been sold out on a season ticket basis for every campaign since 2006, with a waiting list of over 73,000 and 163 consecutive sellouts for contests played at the facility through 2021. The NFL's League Observation Program and third party Expert Review Audits of all 32 teams resulted in the Saints being ranked with the highest overall score for Fan Gameday Satisfaction from 2017-19. They secured the highest-overall score for Safety and Security, Overall Arrival Communication and Mobile Ticketing in 2020 and finishing among league leaders in 2021, two seasons when the club was quickly challenged to think out of the box with the safety of its fans, staff and players of tantamount importance. The club has also positioned itself as a leader in the community, assisting with the recovery from several natural disasters as well as the COVID-19 pandemic, while also working to enhance the region as a whole.

In Mrs. Benson's first four seasons of ownership, New Orleans has posted four consecutive winning seasons and three consecutive NFC South division titles (2018-20), reaching the NFC Championship game in the 2018 campaign. No team has matched their 26 road victories since 2018. Their 49 wins (regular season and postseason combined) is tied for second in the NFL during the four-season period. 13 Saints have received a total of 28 Pro Bowl selections and eight players over the past three seasons have received *Associated Press All-Pro* honors.

Following in the footsteps of her late husband, who played a significant role in the city of New Orleans hosting five Super Bowls during his ownership and wielded extensive

influence and respect among fellow NFL owners with a 25-year tenure as Chairman of the Finance Committee, Mrs. Benson has become instrumental with her influence and leadership in important league issues, serving on the Audit, Business Ventures and Hall of Fame Committees and the Social Justice Working Group. She helped the city land Super Bowl LIX to be played in February, 2025, which will mark the 11th time Louisiana and the Crescent City will serve as a host, tying with Miami for the most Super Bowls by a host city. The economic impact of Super Bowl XLVII, played in 2013, which Mr. Benson successfully campaigned for, was \$480 million, not to mention the exposure and charitable contributions that the National Football League makes during Super Bowl week that extends for generations. Mrs. Benson is committed to continuing to bring Super Bowls to New Orleans.

Immediately upon Mr. and Mrs. Benson's purchase of the former Hornets franchise from the NBA in 2012, construction began on a state-of-the-art basketball practice facility to house the entire organization together and the franchise would also be rebranded as the Pelicans. Through agreements with the State of Louisiana upon the purchase of the Pelicans, the Smoothie King Center has undergone a complete renovation since the 2012 purchase, featuring a new center-hung HD scoreboard, which debuted in 2015, along with several additional fan upgrades. Through this commitment, NBA All-Star Weekend was awarded to New Orleans in 2014 and 2017, making the city one of just seven current NBA markets to host the mid-season event at least three times. Active in league affairs, Mrs. Benson, serves as a member of the NBA's Labor Relations Committee and was named to the NBA Foundation Board of Directors in 2020. As a board member, she is constantly an advocate for the city of New Orleans and the state of Louisiana. Since her 2020 addition, every distribution by the foundation has benefited New Orleans nonprofits.

On the court, she oversaw a significant overhaul of the Pelicans in 2019 when she hired Executive Vice President of Basketball Operations David Griffin and committed to significant upgrades to the Ochsner Sports Performance Center's basketball facilities. Through the support of these organizational improvements by Mrs. Benson, combined with the 2019 acquisition/2020 re-signing of forward Brandon Ingram, a 2020 NBA All-Star and winner of the league's Most Improved Player award, a trade for guard C.J. McCollum and the hiring of Head Coach Willie Green, all of which led to New Orleans' first playoff berth since 2018, the Pelicans have established a solid foundation.

Community investment and giving back have been hallmarks of Mr. and Mrs. Benson's ownership of the Saints and Pelicans. This tradition continues under Mrs. Benson's stewardship, sharing her late husband's vision and passion for helping others. She has further enriched the New Orleans community through her support to causes in the health and wellness, cancer care, education, arts and faith-based sectors.

As dedicated corporate citizens, the Saints and Pelicans annually put millions of dollars back into the community in financial support, in-kind donations, charitable appearances and donations of goods and services. Mrs. Benson's philanthropic leadership has been recognized far and wide since becoming Owner.

Mrs. Benson has always quickly responded and taken action to conditions that affect the local community adversely. With the COVID-19 pandemic and Hurricane Ida providing multiple challenges to the New York area and its citizens since 2020, Mrs. Benson has donated over \$2 million, partnering with the Greater New Orleans Foundation to assist local organizations and individuals in need to help the region and its residents recover from these circumstances. In 2020, utilizing the platform of the Saints and Pelicans to harness the unifying power of sport to advance race relations across both the Gulf South



OWNER

and the country, she formed the Social Justice Leadership Alliance. The alliance, with key front office executives and players from both franchises in leadership positions, advocates for issues of change in minority communities.

In 2014, Mrs. Benson was honored by the New Orleans Council for Community and Justice with its Weiss Award, recognizing achievement for exceptional civic and humanitarian contributions. In 2015, the couple were honored by the regional chapter of the Anti-Defamation League with the A.I. Botnick Torch of Liberty Award. In 2018, she and Mr. Benson (posthumously) were honored by two of the city's leading higher education institutions. They received a Dermot McGlinchey Lifetime Achievement Award from Tulane University, honoring those who have demonstrated service, volunteer involvement and commitment to Tulane and their hometown communities and were inducted into the University of New Orleans' Hall of Distinction.

In 2019, Mrs. Benson received several important honors. She was honored by Xavier University of Louisiana with the Sister Maris Stella "Women of Faith" Award and was recognized by the UNCF with the group's MASKED Award for her support of educational opportunities for all. Mrs. Benson was honored by the Allstate Sugar Bowl Chapter of the National Football Foundation/College Football Hall of Fame with its Distinguished American Award. The National World War II Museum selected her as an American Spirit Medallion recipient. The Greater New Orleans Foundation honored Mrs. Benson with the organization's Spark Plug Award, given to an individual whose philanthropy in the greater New Orleans community has been exemplary.

In 2021, Mrs. Benson was presented by the University of Holy Cross with its Spes Unica Award. It is the educational institution's highest honor, based on her support of the university's mission to educate both the mind and heart. It was also announced in May that she was the *Times-Picayune's* 2021 Loving Cup award winner, an honor which has been presented since 1901 to men and women who have performed exemplary service to the community without expecting material recognition.

In addition to serving on the boards of several local educational institutions and the New Orleans Museum of Art, Mrs. Benson also is a member of the Audubon Commission, which oversees the Audubon Nature Institute.

Mrs. Benson has been a longtime trusted and valued member of the local Catholic community, reflecting her deep religious faith. She has worked tirelessly with the Archdiocese of New Orleans' Catholic Charities organization and its umbrella agencies that feature almost 50 programs and three affiliated ministries. These organizations deliver health and human services to the poor and vulnerable in the eight Southeast Louisiana parishes which the Archdiocese serves, as well as food and nutrition services throughout the state. Mrs. Benson's worked closely with St. Louis Cathedral's Rite of Christian Initiation for Adults (RCIA) program. Her support of the Catholic Church has been recognized numerous times. In 2002, she received the Medal of the Order of St. Louis Award for dedication to the Catholic Church. In 2010, she became an Honorary Oblate of Mary Immaculate and in recognition of longstanding support of Catholic education, Mr. and Mrs. Benson received the St. Elizabeth Ann Seton Award from the National Catholic Educational Association. In 2012, Mr. and Mrs. Benson received from Pope Benedict XVI the Pro Ecclesia et Pontifice award-for outstanding service to the Church and the Pontiff, the highest Papal award granted to a lay person. She holds a leadership role after being inducted as Dame Commander with Star in the Equestrian

Order of the Holy Sepulchre of Jerusalem and is a member of the Order of St. Lazarus, a confraternity of Christian faithful who profess their commitment to Jesus Christ.

Mrs. Benson began her professional career in 1968 as a manager for a noted New York-based jeweler. She was responsible for overseeing and managing the daily operation of over 40 sales associates. She then branched out into real estate development, which allowed her to successfully integrate her passion for interior design with property management. Her first real estate transaction occurred in 1978 when she purchased a home in New Orleans's Irish Channel and then sold the property eight months later after extensive restoration. She would go on to purchase, manage and eventually sell numerous properties, primarily in the city's Uptown district.

In 1975, Mrs. Benson began a 30-year design industry career, a business where she achieved tremendous success. Throughout the course of her interior design career she was recognized with numerous professional awards and served as an inaugural member on the Louisiana State Board of Licensing for Interior Designers for four years. She directed numerous major design efforts with her clients, including the Caesars Superdome (formerly Louisiana and Mercedes-Benz Superdome), several of the city's most prestigious hotels, local supermarket chains, automobile dealerships, yachts and other businesses.

In 2000, Mrs. Benson worked with the Superdome on renovations to the iconic New Orleans landmark's third and fourth level public spaces, in addition to renovations on select suites. She also owned and developed a commercial real estate building on the corner of Laura and Octavia Streets, a women's clothing private enterprise called "Toujours la Ligne" and a designer's showroom called "Designers Resource" which served as a wholesale location for designers and architects seeking to purchase fabric, wall coverings and accessories. The Men of Fashion Committee recognized Mrs. Benson as one of the "Ten Best Dressed Women in New Orleans" in 1983.

In addition to her ownership of the Saints and Pelicans, Mrs. Benson established GMB Racing Stables in 2014 with an initial purchase of seven colts and hired three veteran trainers, all with Louisiana ties. In 2016, two of the thoroughbreds, Mo Tom and Tom's Ready, participated in the Kentucky Derby. Her Lone Sailor horse ran in the 2018 Kentucky Derby and Preakness. She owns Benson Farm in Paris, Ky, a 1,000-acre farm with nearly 50 horses. As part of her passion for horse racing, she is a member of the Jockey Club of New York. Mrs. Benson also serves as the Owner of four local automotive dealerships (Best Chevrolet, Cadillac of New Orleans, Mercedes-Benz of New Orleans and Mercedes-Benz Sprinter), Benson Tower, Benson Capital Partners, Faubourg Brewing Co., Corporate Realty and as part of a partnership owns the Hyatt Regency New Orleans.

Mrs. Benson was born in New Orleans and grew up in Old Algiers. She began her education in Catholic schools and in 1966 graduated from Martin Behrman High School in Algiers. She received a Doctorate of Letters from Notre Dame Seminary in 2014. Serving as keynote speaker at their respective commencement ceremonies, Mrs. Benson has been awarded honorary degrees from University of Holy Cross (2015), Southern University of New Orleans (2021) and Delgado Community College (2022) and an Honorary Doctor of Humane Letters from Loyola University New Orleans (2019).

Mr. and Mrs. Benson married on October 29, 2004 at the Immaculate Conception Memorial Chapel. Mr. Benson died on March 15, 2018.



PRESIDENT



DENNIS LAUSCHA

PRESIDENT

Dennis Lauscha, a native New Orleanian, has been a fan of the Saints since he was a young boy. He attended Jesuit High School and received degrees in Business, first from the University of Alabama, followed by an M.B.A. from Loyola University. Starting out his career as a C.P.A., Lauscha worked for a major global financial services firm before his decades long career with the Saints. He first joined the Saints in 1998 as Treasurer, and as a result of his hard work, loyalty and business acumen, Lauscha rose through the executive ranks to serve as Vice President, Senior Vice President and Executive Vice President before reaching his now esteemed post as President since 2012. In his role, he oversees the club's financial operations, government affairs, marketing, ticket and suite sales, legal, stadium, community affairs, human resources, business intelligence and information technology. He also serves as a representative for both clubs at National Football League and National Basketball Association Owners meetings, also serving as president of the Pelicans franchise.

In addition to his duties with the Saints and Pelicans, the New Orleans native maintains multiple roles within other holdings of Mrs. Benson, maintaining a role in the management of her four local automotive dealerships (Best Chevrolet, Cadillac of New Orleans, Mercedes-Benz of New Orleans and Mercedes-Benz Sprinter), Corporate Realty and other real estate holdings, GMB Racing, Benson Capital Partners, Faubourg Brewing Co. and other investments.

Lauscha's collaborative style, financial acumen and long-term view has played a key role as a member of a contingent that has negotiated agreements for both the Saints and Pelicans with the state of Louisiana. These have resulted in long-term lease agreements, continuous improvements to their playing and practice facilities, revitalization of the areas around them and generated revenue for the state without any new taxes for citizens.

In 2009, Lauscha helped negotiate the partnership with the Louisiana Governor and a subsequent extension of the agreement that continues the Saints' long-term commitment to the state. The deal included the purchase and redevelopment of the former New Orleans Centre, which has been transformed into Champions Square and the Benson Tower property adjacent to the Caesars Superdome, with the stadium undergoing extensive renovations and improvements. Since playing a key role in Mr. and Mrs. Benson's purchase of the Pelicans in 2012, Lauscha has helped broker agreements with the state to upgrade the team's playing and practice facilities. Following successful negotiations, the Pelicans have a long-term commitment to the state, and the Smoothie King Center has undergone over \$50 million in renovations and improvements.

In 2015, Lauscha helped negotiate an agreement with the state that resulted in \$40 million in enhancements for fans of both the Saints and Pelicans. The Caesars Superdome had state-of-the-art video boards added in 2016 in addition to renovated suites and other fan amenities, while a new center-hung HD video scoreboard was

PRESIDENT

installed in the Smoothie King Center. Most recently, Lauscha brokered a \$450 million agreement with the state that has resulted in a long-term lease extension for the Saints and a multiple-phase transformative renovation of the Caesars Superdome to keep the stadium among the world's elite sports facilities, including field level suites which debuted in 2021 and many seating, suite and concession upgrades. He has played a key role in finalizing 2021 and 2014 ground-breaking naming rights and sponsorship agreements for both teams' playing facilities with Caesars Entertainment and Smoothie King.

Lauscha was instrumental in the 2003 expansion of the Saints training facility. He later oversaw a renovation and expansion of the facilities and administrative offices for the Saints and Pelicans from 2012-13, while directing the construction of a standalone basketball practice facility. The clubs are now housed on the same site at the Ochsner Sports Performance Center, featuring some of the top facilities in professional sports.


Lauscha's committed to help attract major sporting events to New Orleans. He's a key member of the team that actively pursues future Super Bowls and NCAA Basketball Final Four Championships for New Orleans – and was instrumental in landing Super Bowl XLVII, which was played in 2013 and Super Bowl LIX to be played at the Caesars Superdome in February, 2025, which was awarded by the NFL in 2018. After Mr. and Mrs. Bensons' 2012 purchase of the Pelicans, the city has hosted NBA All-Star Games in 2014 and 2017.

Active throughout sports and the community, Lauscha currently serves as a member of the Business Council of New Orleans & the River Region, as a board member of the Audubon Nature Institute and Loyola University New Orleans and as a trustee of the National World War II Museum. Lauscha has completed terms as board president of the Preservation Resource Center, president of the regional chapter of the Boy Scouts of America a member of the Blight Transition New Orleans Task Force, the Mayor's Transition Committee, the Super Bowl XLVII Host Committee, the 2014 and 2017 NBA All-Star Game Host Committees, the 2012 NCAA Final Four Host Committee, the Loyola University New Orleans School of Business Visiting Committee, the NBA's Team Advisory Council of Presidents and Team CBA Advisory Committee, the NFL's Ticketing Strategy Working Group, the NFL's 100th Anniversary Committee, the NFL's Sports Betting Committee, the Stuart Hall School Board of Trustees and on the New Orleans Museum of Art Board.

Lauscha's dealings with the Saints and Pelicans, state officials and local organizations have provided an opportunity for community involvement. His professional and charitable work was recognized by *New Orleans CityBusiness*, when he was selected as one of the 40 Most Influential Members of the Community. The honor is bestowed on those who are laying the groundwork for a better city. In 2010, he was named the Alumnus of the Year by Loyola's College of Business and was named to the 2010 Class of Role Models by the Young Leadership Council. He was honored by the Allstate Sugar Bowl Chapter of the National Football Foundation/College Football Hall of Fame with its 2014 Distinguished American Award. In 2015, Lauscha gave the commencement address to the graduates of the University of New Orleans. In 2016, he was inducted into the Order of West Range for the Pi Kappa Alpha Foundation. He was honored as a 2019 Laureate of Junior Achievement's Greater New Orleans chapter. Lauscha has also completed the National Football League Managers Program at Stanford University's Executive Education Graduate School of Business.



FOOTBALL



SAINTS
ORLEANS
SAINTS
ORLEANS
SAINTS



SAINTS
ORLEANS
SAINTS



MICKEY LOOMIS *EXECUTIVE VICE PRESIDENT/ GENERAL MANAGER*

Responsible for the club's entire football operations, Executive Vice President/General Manager Mickey Loomis enters his 21st season in his current position and 23rd with the Saints. He is a veteran of 36 years in the NFL and during his time in New Orleans has been honored with the most prestigious awards presented to a league executive. Yet the most satisfying achievement of Loomis' career has come in helping mold a roster that has produced many of the franchise's finest moments over the last 16 seasons, including the Super Bowl XLIV championship.

Loomis was promoted to general manager in 2002 and earned the additional title of executive vice president later that year. The departments under his direction include coaching, player personnel and scouting, salary cap management, contract negotiations, athletic training, equipment, video and communications.

In 2006 - after being the key figure in the hiring of Head Coach Sean Payton, the signing of QB Drew Brees and essentially rebuilding a team that would advance to the NFC Championship - Loomis was voted the NFL Executive of the Year by *Pro Football Weekly/Pro Football Writers of America*. He was also honored by *The Sporting News* as the George Young Executive of the Year, an award voted on annually by NFL front-office executives and owners.

Loomis has continued to build on the success of 2006, highlighted by ten winning seasons, nine postseason appearances, seven division titles, three NFC Championship game berths and the Super Bowl victory. Over the past 16 years, he's brought aboard a group of players who have played a key role in New Orleans posting a 168-106 overall record through a combination of the draft, free agency and trades. He's also presided over the club's ability to retain their core players, re-signing significant contributors to long-term contracts. This past offseason, Loomis led an extensive head coaching search for the organization to lead the Saints into the future. On February 8, Dennis Allen was promoted from defensive coordinator and hired as the Saints' 17th head coach in franchise history.

While his responsibilities have grown during his Saints tenure, Loomis has been a key figure in the highest management circle of the organization since arriving in 2000. Loomis joined the club as director of football administration, a post he held until 2002, handling contract negotiations, managing the salary cap and coordinating different areas of the football operations.

In 2005, Loomis helped steer the club through unprecedented challenges for an NFL team. He calmly guided the staff and players through a sudden evacuation from New Orleans in the wake of Hurricane Katrina, in addition to several moves of the club's base of operations.

EVP/GENERAL MANAGER

Since 2003, Loomis has overseen four extensive renovations of Saints headquarters that have added an indoor practice facility, new weight room and cafeteria and completely renovated coaches and player personnel offices, meeting rooms, medical/rehab areas and locker rooms, giving the club one of the NFL's top training complexes in the Ochsner Sports Performance Center.

Prior to arriving in New Orleans, Loomis spent 15 years with the Seattle Seahawks, including as executive vice president from 1992-98. He joined the Seahawks in October, 1983, was promoted to vice president/finance in 1990 and to Executive Vice President in 1992.

A native of Eugene, Ore., Loomis has a degree in accounting from the University of Oregon and a Master's Degree in Sports Administration from Wichita State University.

Married to Melanie, Loomis has four children: Alex, Katherine, Sam and Lucy.





DENNIS ALLEN

HEAD COACH

Dennis Allen was named the 17th head coach of the New Orleans Saints franchise on Feb. 8, 2022. The appointment brings Allen's tenure in New Orleans full circle as he has been a member of the team's coaching staff for 12 seasons.

Now in his 27th year in coaching and 21st in the NFL, Allen has played for, coached with and learned from some of the best coaches in all of football. He was recruited to play at Texas A&M by R.C. Slocum and in the NFL he has honed his skills on the staff of Super Bowl XLIV champion head coach Sean Payton for 12 seasons and also for Super Bowl participants John Fox and Dan Reeves.

Allen was promoted to head coach after spending the past six and a half seasons as the defensive coordinator of the Saints, a time of prosperity when the team has enjoyed five consecutive winning seasons and also captured four straight NFC South division titles from 2017-20. During his tenure as an assistant under Payton in New Orleans (2006-10, 15-21), Allen has been part of staffs that have qualified for the playoffs seven times, captured the NFC South division title six times, reached the NFC Championship game three times and won the Super Bowl XLIV Championship.

Allen's defenses have ranked in the top ten in yards per game and in the top five in opponent points per game each of the past two seasons. During his 16 seasons as a position coach, defensive coordinator and head coach, he has coached ten players to a total of 21 Pro Bowl selections.

In 2021, Allen's defensive unit boasted two Pro Bowl selections (defensive end Cameron Jordan and cornerback Marshon Lattimore) and one *Associated Press* All-Pro selection (linebacker Demario Davis), ranked first in the NFL in opponent red zone touchdown percentage (43.5), second in opponent first downs (304) and opponent rushing first downs (84), fourth in scoring defense (19.7 points per game), opponent net yards per play (5.08) and run defense (93.5 yards per game), seventh in total defense (318.2 net yards per game) and eighth in sacks (46). New Orleans' current streak of 22 regular season/postseason contests without allowing a 100-yard rusher is the longest in the NFL. With 25 takeaways and a plus-seven turnover ratio, Allen's defense was instrumental in leading the Saints to their fifth straight winning season. Allen handled Head Coach Sean Payton's duties in a December 19 9-0 win over the Tampa Bay Buccaneers as Payton was sidelined due to COVID-19 protocols.

In 2020, the Saints defense boasted one of the league's top units, finishing tied for first in interceptions (18), ranked fourth in opponent net yards per game (310.9) and opponent rushing yards per game (91.3), fifth in opponent net passing yards per game (217.0) and opponent points per game (21.1) and eighth in sacks (45). The 139 road points given up on the road by New Orleans were the fewest in the NFL and the third-lowest total by the club since the start of a 16-game regular season schedule in 1978. New Orleans did not allow a 100-yard rusher until Week 14 of the season, marking an NFL record of 55 games (regular season/postseason combined) of not giving up 100 yards to an individual.

COACHING STAFF

The 2019 Saints ranked third in the league in sacks, recording 51 takedowns and finished fourth in run defense at 91.3 yards rushing per game. The sack total was the highest for the Saints since 2001. The 2019 Saints also ranked sixth on third down (34.8 percent) and 11th in total defense (333.1 yards per game). With two Pro Bowl starter selections on defense – Jordan and Lattimore and one *AP* first-team All-Pro – Davis – the Saints had two contests where they did not surrender a defensive touchdown for the first time since 2000. Jordan finished with a career-high 15.5 sacks, ranked third in the NFL and tied for the fourth-highest total in franchise history, also earning All-Pro honors. Davis filled up the stat sheet with a team-high 111 tackles, four sacks, one interception and a career-high 12 passes defended.

In 2018, the Saints boasted the second-best run defense in the NFL, allowing just 80.2 yards per game and 3.6 yards per carry. His defense also collared 49 sacks, which tied for fifth in the league. The New Orleans defense held its opponents to 20 points or less in ten games in 2018 and had a six-game streak of keeping opponents under 20 for the first time since 2000. Jordan was selected to the Pro Bowl as an *AP* All-Pro in a season where he posted 12 sacks. On the interior, defensive tackle Sheldon Rankins posted eight sacks in a breakout campaign, the most takedowns by a Saints interior defender since 2000. Davis, in his first season with the club, became only the fourth player in Saints history to record 110 tackles and five sacks in a season. Lattimore led the team with five regular season takeaways and added two more in the club's postseason win over Philadelphia.

In 2017, Allen coordinated a Saints defense that finished third in the league in interceptions (20), tied for seventh in sacks (42) and ranked tenth in opponent points per game (20.4 ppg.) after ranking 31st in 2016. Away from home, New Orleans surrendered only 18.3 points per game, tied for sixth in the NFL, with their 146 road points given up tied for the fifth-lowest total by the club since the start of a 16-game schedule in 1978. Allen oversaw a defense that featured first-team All-Pro Jordan who posted 13 sacks and Lattimore, who led rookies with five interceptions and garnered *AP* Defensive Rookie of the Year honors, as both defenders earned Pro Bowl trips. Lattimore was the second rookie under Allen's tutelage to capture league Rookie of the Year honors. Rookie safety Marcus Williams, the club's second round draft pick, joined Lattimore as a *PFWA* All-Rookie selection, tying for second among league rookies with four picks.

In 2016, a young Saints defensive unit took several strides in the right direction, surrendering only 90.6 rushing yards per game over the final 13 weeks of the season, ranked sixth in the NFL over that period. In fact, New Orleans allowed under 100 yards rushing in eight games on the season, the fewest in a single season since they gave up seven in 2013. Jordan led the team with 7.5 sacks. Linebacker Craig Robertson started all 15 games he appeared in and filled up the stat sheet with a team-high and career-high 131 tackles, one sack, one interception, five passes defended and two fumble recoveries.

After starting the 2015 season as the club's senior defensive assistant, Allen assumed coordinator duties in Week 11. As New Orleans rallied to win three of their final four contests, Allen's unit contributed to finishing strong as the defense surrendered 35.1 total net yards per game below the overall season average, including 25.1 yards per game in stopping the run. New Orleans also held opponents to a season-low 17 points in two of the final four contests. Jordan was selected to his second Pro Bowl, as he recorded double-digit sacks (10) for the second time in his career.



COACHING STAFF

Allen served as the head coach of the Oakland Raiders from 2012-14. In his second season, he guided a team that made significant improvement in several areas. Offensively, the Raiders ranked 12th in the NFL in rushing, improving 16 spots in league rankings from 2012 and sixth in yards per rush (4.6), improving 21 places in league rankings despite starting an NFL-high eight offensive line combinations due to injury. The defense replaced nine starters, yet improved in several categories. The defense recorded 38 sacks, 13 more than 2012, and tied for second in the NFL with 15 different players getting to the quarterback. The rush defense improved five spots from 18th in the NFL in 2012 to 13th in 2013, as they limited opposing offenses to just five runs of 20-or-more yards, tied for the fewest in the league, and kept opponents to less than two yards per carry three times. On special teams, the Raiders moved from the NFL's bottom-third to first overall in opponent gross punting (41.7), ranked third in opponent net punting (37.0) and fourth in opponent kickoff returns (20.4).

Allen coached the first four games of the 2014 season for the Raiders, during which he helped usher in a pair of rookies that went on to enjoy impressive first-year campaigns in Quarterback Derek Carr and linebacker Khalil Mack. The club's pass defense ranked fourth in the NFL.

In 2011, Allen served as defensive coordinator of the Denver Broncos. He led a defense that helped the Broncos win the AFC West division crown and advance to the AFC Divisional round with an AFC Wild Card game victory. The Broncos improved 12 spots over the previous year in overall defensive ranking and bettered their points allowed eight spots. The defense produced four Pro Bowl selections as rookie linebacker Von Miller joined cornerback Champ Bailey, safety Brian Dawkins and defensive end Elvis Dumervil on the AFC squad. Miller set what was the team's rookie record with 11.5 sacks en route to AP NFL Defensive Rookie of the Year honors and Dumervil also thrived under Allen, rebounding from injury to register 9.5 takedowns. The Broncos' 41 sacks as a team marked the unit's most since 2000.

During Allen's previous five-year tenure in New Orleans, he first served as assistant defensive line coach (2006-07) before being promoted to secondary coach (2008-10).

He was a part of a defensive coaching staff that engineered significant improvement from 2009-10, when the club went 24-8 in the regular season, qualified for the playoffs both times and captured Super Bowl XLIV. Under Allen's direction in 2010, the Saints allowed an NFL-low 13 touchdown passes, while New Orleans ranked fourth in both opponent net yards per game (306.3) and pass defense (193.9 ypg.) and fifth in opponent third down efficiency (34.5 pct.). Safety Roman Harper was selected to his second consecutive Pro Bowl, posting 100 tackles and three sacks, and cornerback Jabari Greer recorded two interceptions with one brought back for a touchdown.

In 2009, Allen tutored a secondary that played a key role in helping the Saints to the club's first Super Bowl victory. A revamped unit accounted for an NFL-high five interception returns for touchdowns and totaled 21 picks with two of the four starters being selected to the Pro Bowl. Opposing quarterbacks managed a 68.6 passer rating, ranked third in the NFL. Greer returned one pick for a touchdown. Harper led the unit with a career-high 127 tackles and added 1.5 sacks and two forced fumbles while being selected to his first Pro Bowl. Cornerback Tracy Porter picked off quarterback Brett Favre and Peyton Manning in the fourth quarter in consecutive postseason contests, with his famous Super Bowl XLIV interception being brought back for a touchdown.

While serving as assistant defensive line coach from 2006-07, Allen helped develop

COACHING STAFF

a unit that ranked as one of the defense's strengths. During that stretch, the front four combined for 49.5 sacks, 10 forced fumbles and 10 recoveries. Defensive end Will Smith was voted to his first Pro Bowl in 2006, posting a club-best 10.5 sacks and three forced fumbles.

Allen joined the Saints after a four-year stint with the Atlanta Falcons, where he spent his final two years as defensive assistant/quality control with an emphasis on working with the defensive line. Over the previous two seasons, he was in charge of defensive quality control while helping tutor the secondary.

Over his last two years in Atlanta, the Falcons' defense was paced by the play of the front four. In 2004, Atlanta led the NFL for the first time in club history with 48 sacks and the unit sent defensive end Patrick Kerney to the Pro Bowl. In 2005, defensive tackle Rod Coleman represented the club in the Pro Bowl and the Falcons notched 37 sacks.

In 2002, Allen's first year with the Falcons, he assisted in coaching the defensive backfield. Atlanta improved to 16th against the pass after ranking 30th the year before, and tied for third in the NFL with 24 interceptions.

Allen worked as the secondary coach for the University of Tulsa (2000-01) before heading to the NFL. Prior to his stint at Tulsa, Allen was on the coaching staff for four years (1996-99) at his alma mater, Texas A&M, as a graduate assistant working primarily with the school's secondary under Slocum.

A native of Hurst, Texas, Allen earned four letters for Texas A&M as a safety from 1992-95 and started the final 21 games of his career. A highlight was his fourth-quarter interception that clinched an 18-9 victory over Texas in 1993, sending the Aggies to their third-straight Cotton Bowl. He collected Southwest Conference Defensive Player of the Week honors after intercepting two passes in a 36-14 win over Oklahoma in 1994.

Allen was signed as an undrafted free agent by the Buffalo Bills and competed in their training camp in 1996. Allen's late father, Grady, played at Texas A&M and was a linebacker for the Falcons from 1968-72. Allen and his wife Alisson have a daughter, Layla and a son, Garrison.

PLAYING CAREER: Texas A&M, 1992-95.

COACHING CAREER: Texas A&M, 1996-1999; Tulsa, 2000-01; Atlanta Falcons, 2002-05; New Orleans Saints, 2006-10, Denver Broncos, 2011, Oakland Raiders (Head Coach), 2012-14, New Orleans Saints 2015-.



COACHING STAFF



BOB BICKNELL *SENIOR OFFENSIVE ASSISTANT*

Bob Bicknell is in his first season as a senior offensive assistant on Dennis Allen's staff.

Bicknell (pronounced "bick-NELL"), comes to New Orleans with 13 years of National Football League experience in the coaching ranks and 28 years of college and professional experience overall. The Holliston, Mass. native possesses extensive coaching experience on both the offensive line and at the skill positions.

From 2018-20, Bicknell served as wide receivers coach of the Cincinnati Bengals, where he was instrumental in the development of a pair of young wideouts in Tyler Boyd and Tee Higgins. Bicknell's tutelage in his first season in Cincinnati in 2018 helped Boyd make a big jump in his third campaign, when he finished with 76 receptions for 1,028 yards and seven touchdowns. In each of his three seasons, tutoring Boyd the wideout posted at least 76 receptions. A second round draft pick out of Clemson in 2020, Higgins finished his rookie season under Bicknell's tutelage with 67 receptions for 908 yards and six touchdowns, with his catch total tying a Bengals rookie record at the time.

Prior to his arrival in Cincinnati, Bicknell spent the 2017 season as the wide receivers coach at Baylor University, where he helped sophomore Denzel Mims to career-highs in catches (61), receiving yards (1087) and TDs (eight).

Bicknell tutored the wideouts under Chip Kelly with the Philadelphia Eagles (2013-15) and San Francisco 49ers (2016). During his Eagles tenure, Bicknell helped guide DeSean Jackson, Jeremy Maclin and Jordan Matthews to career-high receiving yardage and receiving touchdown totals. In 2013, Bicknell helped Jackson set career-highs in receptions (82) and receiving yards (1,332) and tied his career-best in scoring grabs (nine) en route to his third Pro Bowl selection.

From 2010-12, Bicknell was on the Buffalo Bills' coaching staff, serving as tight ends coach from 2010-11 and wide receivers coach in 2012, when he helped Stevie Johnson to his third consecutive 1,000-yard receiving season.

Bicknell broke into the NFL coaching ranks in 2007 with the Kansas City Chiefs, where he initially served as assistant offensive line coach before being promoted to offensive line coach (2008) and then moving to tight ends coach (2009). In 2008, Bicknell helped the Chiefs' offensive line support a powerful running attack that tied for the AFC lead in rushing, at 4.8 yards per carry.

Before joining NFL coaching, Bicknell served as the offensive line coach at Temple University in 2006. Prior to his time at Temple, he spent eight years in NFL Europe (1998-2005), including stints as the offensive coordinator/offensive line coach for the Cologne Centurions (2004-05) and Berlin Thunder (2001-03). During his time in Europe, Bicknell won three consecutive World Bowls as part of the coaching staff of the Thunder (2000-01) and Frankfurt Galaxy (1999). Bicknell began his coaching career at Boston University, where he coached safeties, running backs and linebackers from 1993-97.

COACHING STAFF

Bicknell was a three-year letterman at tight end at Boston College from 1989-91. He comes from a football family, as his father, Jack Sr., was the head coach at BC from 1981-90 and spent 13 seasons as a head coach in NFL Europe before retiring in 2007. His brother, Jack, Jr., is currently the offensive line coach at the University North Carolina, previously served as an NFL assistant with several teams and also was head coach at Louisiana Tech for eight seasons (1999-2006).

Bicknell and his wife, Stacey, have two children – Gabriella and Grace.

PLAYING CAREER: Boston College, 1989-91.

COACHING CAREER: Boston University, 1993-97; Frankfurt Galaxy (NFL Europe), 1998-99; Berlin Thunder (NFLE), 2000-03; Cologne Centurions (NFLE), 2004-05; Temple, 2006; Kansas City Chiefs, 2007-09; Buffalo Bills, 2010-12; Philadelphia Eagles, 2013-15; San Francisco 49ers, 2016; Baylor, 2017; Cincinnati Bengals, 2018-20; New Orleans Saints, 2022-.



KODI BURNS WIDE RECEIVERS

Kodi Burns enters his first season as wide receivers coach for the New Orleans Saints. Burns coached at the collegiate level for ten seasons prior to joining the Black and Gold.

Burns served as wide receivers coach at the University of Tennessee in 2021. He was instrumental in the development of redshirt junior Cedric Tillman, who had 64 receptions for 1,081 yards and 12 touchdowns as he was selected as second-team All-SEC by Phil Steele, becoming the first Volunteer to reach 1,000 receiving yards since 2012. In a shootout against national champion Georgia, Tillman had ten receptions for 200 yards and one touchdown, hauled in seven receptions for 152 yards and a touchdown against College Football Playoff finalist Alabama. He capped his historic season with a standout performance at the TransPerfect Music City Bowl vs. Purdue, bringing in seven catches for 150 yards and three touchdowns. Burns also garnered impressive production out of Velus Jones Jr., who in his graduate transfer sixth year caught 62 passes for 807 yards with seven touchdowns and ranked third in the conference with 1,772 all-purpose yards, earning Phil Steele third-team All-Conference as a wideout.

Burns served six years on the coaching staff at Auburn, where he won a national title as a player and a Southeastern Conference Championship as a player and coach as well. The Fort Smith, Arkansas native was co-offensive coordinator/wide receivers coach from 2016-20 after first serving as a graduate assistant in 2013, adding the role of passing game coordinator from 2019-20. During his tenure, a total of nine Auburn offensive players were selected in the NFL Draft, including two wideouts in 2021. Anthony Schwartz was a third round selection by Cleveland after totaling 1,433 career receiving yards on 117 catches with six touchdowns from 2018-20. Seth Williams went in the sixth round to the Denver Broncos after recording 47 receptions for 760 yards (16.2 avg.) with four



COACHING STAFF

touchdowns. It marked the first time since 2006 multiple Tiger wide receivers were taken in a single draft. In addition, Darius Slayton was a 2019 selection by the New York Giants under Burns' watch after catching 35 passes for 670 yards (19.1 avg.) and five touchdowns in 2018. Also in 2018, Ryan Davis finished his career as Auburn's all-time receptions leader (178) and Williams led the SEC and ranked tenth nationally as a freshman in yards per reception.

In 2017, Auburn became just the eighth team in SEC history to rush and pass for 3,000 yards in a season, while setting a school record with 327 points in conference play. Burns played a key role on a squad that captured the SEC West championship with a 7-1 conference record and finished tenth nationally in the final *Associated Press* poll, mentoring Davis, who set an Auburn record with 84 receptions, ranking second in the SEC and 20th nationally in catches per game.

Burns' first season back at Auburn in 2016 saw 13 different receivers catch a pass of at least 20 yards, while posting the fourth-highest total offensive yard mark in school history (5,730), as they captured a Sugar Bowl berth.

Burns spent 2015 as wide receivers coach at Middle Tennessee. He mentored Richie James, who led Conference USA with 108 receptions and his 1,346 receiving yards were third, as he was named first-team Freshman All-America by both the Football Writers Association of America and *USA Today*. Ed Batties' 82 receptions and 1,048 receiving yards ranked fourth and fifth, respectively in the conference, as he was voted second-team All-Conference USA.

Burns served as running backs coach at Samford in 2014. Under his guidance, Bulldog tailback Denzel Williams tallied more than 1,000 all-purpose yards, including 918 rushing yards and 16 touchdowns, earning All-Southern Conference. Burns began his coaching career in 2012 as a graduate assistant at Arkansas State.

Burns earned four letters at Auburn (2007-10), excelling in a variety of roles. He was a quarterback his first two seasons. In 2007, he became the first Tiger true freshman quarterback to start a game since 1998. He moved to wide receiver for the second half of his career, collecting nearly 2,300 total yards and 22 career touchdowns. As a senior wideout in 2010, he guided Auburn to a perfect 14-0 season and the national title, scoring the opening touchdown on a 35-yard pass reception in a BCS National Championship Game win over Oregon. Burns earned his bachelor's degree in exercise science in 2011.

PLAYING CAREER: Auburn, 2007-10.

COACHING CAREER: Arkansas State, 2012; Auburn, 2013; Samford, 2014; Middle Tennessee, 2015; Auburn, 2016-20; Tennessee, 2021; New Orleans Saints, 2022-.



PETE CARMICHAEL

OFFENSIVE COORDINATOR

Pete Carmichael's in his 14th season as New Orleans Saints offensive coordinator after tutoring the quarterbacks his first three years with the club.

Throughout this 16-year period, he has been a key figure in the planning and preparations of an offensive attack that has been ranked first in the National Football League in yardage in six seasons and in the top ten each campaign from 2006-19. During this period of Carmichael's tenure on the New Orleans coaching staff, the club's 14-year streak of finishing in the top 10 in offense was the third-longest since the 1970 AFL-NFL merger. Additionally, quarterback Drew Brees, who retired following the 2020 season, was named to the Pro Bowl 12 times, while becoming the league's all-time leader in completions and passing yardage.

Despite the New Orleans offense being limited by significant injuries at quarterback, the skill positions and the offensive line in 2021, New Orleans managed to finish 19th in the NFL in scoring, reaching outputs of at least 30 points five times. Despite the impacts of multiple lineups, New Orleans was tied for the sixth-fewest turnovers (18) in the league. Through the first eight weeks of the season, Jameis Winston posted a 5-2 record as a starter and ranked in the top 10 in the NFL in touchdown passes (14), touchdown percentage (8.7) and passer rating (102.8) before suffering a season-ending knee injury in an October 31 win over the Tampa Bay Buccaneers. Due to Winston's injury, Carmichael was forced to prepare four starting quarterbacks. Taysom Hill won four of his five starts, while rushing for 374 yards to rank second on the team with a club-best five rushing touchdowns, passing for four more. Trevor Siemian closed out important divisional victories over Tampa Bay and Atlanta following injuries to Winston and Hill. Running back Alvin Kamara was selected to his fifth consecutive Pro Bowl as he led New Orleans in rushing and receiving for the second consecutive season, carrying 240 times for 898 yards and four touchdowns, while grabbing 47 passes for 439 yards and five scores, for a club-best 1,337 yards from scrimmage despite missing four games (knee). At wideout, Marquez Callaway and Deonte Harris made significant progress. Callaway posted 46 receptions for a team-high 698 yards (15.2 avg.) and a club-best six touchdowns. Harris posted career-highs in receptions (36), receiving yardage (570) and touchdown grabs (four), while ranking seventh in the NFL in yards per reception (15.8).

In 2020, Carmichael guided a Saints offense that ranked No. 6 in the NFL in rushing offense with 141.6 yards per game and had a league-best 30 rushing touchdowns, a team record and tied for the sixth-highest total in NFL record books, en route to a 12-4 record and the team's fourth consecutive NFC South championship. The Saints also finished fourth in the NFL in points per game (30.1) and New Orleans quarterbacks threw only eight interceptions, tied for the fourth-lowest total in the league. Brees completed 275-of-390 passes (70.5%) for 2,942 yards with 24 touchdowns, only six interceptions and a 106.4 passer rating, ranked first in the NFL in fourth quarter passer rating (128.7), second in completion percentage and sixth in passer rating. Also under Carmichael's tutelage, Kamara, turned in a breakout campaign, leading



COACHING STAFF

the NFL with a club-record 21 touchdowns, while carrying 187 times for a career-high 932 yards (5.2 avg.) with 16 touchdowns. He led all running backs in receiving with a career-high and team-best 83 receptions for 756 yards (9.1 avg.) with five touchdowns, finishing third in the league with a career-high 1,688 total yards from scrimmage. Kamara, left tackle Terron Armstead and guard Andrus Peat were named to the Pro Bowl, while Kamara and right tackle Ryan Ramczyk were selected second-team *Associated Press* All-Pro.

In 2019 under Carmichael's guidance, the Saints set an NFL record with the fewest turnovers (8) in NFL history as they finished the regular season 13-3 and captured their third consecutive NFC South Division championship. In addition to the NFL record for the fewest turnovers, the Saints finished tied for third in the league in points per game (28.6), ranked sixth in total yards per play (5.9) and seventh in net passing yards per game (265.3) despite Brees being sidelined for five games (thumb). While Brees completed 281-of-378 passes for 2,979 yards with 27 touchdowns, only four interceptions and a career-high 116.3 passer rating, Carmichael and the offensive staff also prepared Teddy Bridgewater, who posted a 5-0 record as the starter and completed 133-of-196 passes (67.9%) for 1,384 yards with nine touchdowns, only two interceptions and a 99.1 rating. Wide receiver Michael Thomas set the NFL's receiving record, posting 149 receptions for a franchise-record 1,725 yards and nine touchdowns and was selected as *Associated Press* NFL Offensive Player of the Year and as an *AP* first-team All-Pro and Pro Bowl starter for the second straight season. Kamara became only the second Saint to have 1,300 total yards from scrimmage in three consecutive seasons, the first to do so in his first three campaigns, as he also became the first Saint to be named to the Pro Bowl in his first three seasons. Tight end Jared Cook led his position in the league in yards per catch and ranked second in touchdown receptions, as he posted 43 catches for 705 yards (16.4 avg.) and nine scoring grabs, snagging a Pro Bowl berth. The Saints offensive line surrendered only 25 sacks, tied for the third-lowest total in the league, sending Armstead, Peat and guard Larry Warford to the Pro Bowl, while Ramczyk was an *AP* first-team All-Pro.

In 2018, Carmichael guided an offense that finished third in the NFL in points per game (31.5) en route to a 13-3 record and a NFC South title for the second straight season. The Saints finished tied for third in the league with the fewest giveaways (16), ranked sixth in the NFL in rushing yards per game (126.6), eighth in total offense (379.2) and led the NFL in rushing touchdowns (26). Brees finished the season surpassing his prior NFL record for completion percentage (74.4), leading the league with a career-high 115.7 passer rating to go along with 32 touchdowns and only five interceptions in a season when he became the league's all-time completions and passing yardage leader. Also under Carmichael's tutelage, Kamara ranked seventh in the NFL in total yards from scrimmage with a club-best 1,592 yards and ranked second in the league with 18 touchdowns, which tied the franchise-best. Thomas shattered what was the club's receptions and receiving yardage records with a league-best 125 grabs for 1,405 yards and nine touchdowns. Brees (second-team) and Thomas (first-team) were *AP* All-Pros in addition to being selected as Pro Bowl starters. The offensive line surrendered only 20 sacks for the second consecutive season, the league's second-lowest total. Armstead, Peat, Warford and center Max Unger were named to the Pro Bowl, while Ramczyk was an *AP* second-team All-Pro.

In 2017, Carmichael coordinated a balanced offense that finished second in the National Football League (391.2 ypg.), with the Saints the only club to be ranked in the top five both in passing (fifth-261.8) and rushing (fifth-129.4). The Saints

COACHING STAFF

also finished first in the NFL in yards per play (6.3), passing yards per play (8.1), fourth down efficiency (80.0%) and yards after the catch (2,401). Brees set the NFL single-season record for completion percentage (72.0%), completing 386-of-536 passes for 4,334 yards and 23 touchdowns and a 103.9 passer rating. Running back Mark Ingram set career-highs with 1,124 yards rushing, 12 rushing touchdowns, 58 receptions and 1,540 total yards from scrimmage. Kamara set a league record for rookie running backs with 826 receiving yards on 81 receptions and five touchdowns, while he led the NFL by averaging 6.1 yards per carry on 120 carries for 728 yards with eight touchdowns, as he led the club with 1,554 total yards from scrimmage and was selected by the *AP* as NFL Offensive Rookie of the Year and as a second-team All-Pro (flex). The 3,094 combined total yards from scrimmage from Ingram and Kamara was the second-most by a running back duo since the start of a 16-game season in 1978. Thomas posted 104 receptions for 1,245 yards. The 4,339 combined total yards from scrimmage by Ingram, Kamara and Thomas, was the highest total by a skill position trio in club history. The offensive line allowed just 20 sacks, second-fewest in the NFL, even though they had to open with six different combinations. Brees, Ingram, Kamara, Thomas and Warford were selected to the Pro Bowl.

In 2016, the Saints offense ranked first in the NFL (426.0 ypg.), with the club also finishing first in passing offense (317.1 ypg.), third down efficiency (48.6), first downs (395) and yards after catch (2,439). The club posted the third-highest scoring season in club history, ranking second in the NFL (29.3 ppg.). The team's 6,816 total yards gained on the season was the seventh-highest total in league history. With Thomas and wide receiver Brandin Cooks each recording 1,000-yard receiving seasons, Ingram posting a 1,000-yard rushing season and Brees reaching 5,000-yards passing, the New Orleans offense became the second one in NFL history that featured a 5,000-yard passer, a 1,000-yard rusher and two 1,000-yard receivers, joining the 2013 Denver Broncos. Brees reached 5,000 passing yards for an NFL-record fifth time while his passing yardage total (5,208) was the second-highest in his career and the fourth-highest of all-time, leading the league for an NFL-record seventh time. He also set an NFL single-season record for completions (471), as he was named to the Pro Bowl. Ingram ran for 1,043 yards, becoming the first 1,000-yard rusher in club history since 2006 (Deuce McAllister). Cooks (1,173) and Thomas (1,137) each eclipsed 1,100 yards receiving with Thomas setting the team single-season rookie record for receptions, receiving yardage and receiving touchdowns. Thomas finished the season leading all NFL rookies in all three categories with the receptions total second all-time for a rookie behind Anquan Boldin's 101 in 2003.

In 2015, Carmichael coordinated an offense that finished second in the NFL (403.8 ypg.), with the club finishing first in net passing yards per game (310.6), third down efficiency (47.7%) and first downs (381). Brees threw for an NFL-high 4,870 yards and 32 touchdowns with a 101.0 rating despite missing one game. Despite being sidelined the final four games, Ingram had a team-high 1,074 total yards from scrimmage. Wideouts Cooks and Willie Snead IV enjoyed breakout seasons. Cooks led the team in all three major receiving categories with 84 grabs for 1,138 yards and nine touchdowns. Snead secured a roster spot and made 69 catches for 984 yards and three touchdowns. Tight end Benjamin Watson set career-highs with 74 grabs for 825 yards, while tying a career-best with six touchdown receptions.

In 2014, Carmichael led an offense that finished first in the NFL in net yards per game (411.4), third down efficiency (48.3%) and first downs (395). Brees tied for the NFL lead in passing yardage (4,952). He also finished first in the NFL in completions (456),



COACHING STAFF

second in completion percentage (69.2%) and tied for fifth in touchdown passes (33). Tight end Jimmy Graham led the team in both receiving and touchdowns with 85 catches for 889 yards and ten touchdowns and Ingram led the team in rushing yards (964), total yards from scrimmage (1,109) and rushing touchdowns (nine), which was tied for third in the NFL. Four offensive Saints made the Pro Bowl: Brees, guard Jahri Evans, Graham and Ingram.

In 2013, the offense finished fourth in net yards per game (399.4), second in passing offense (307.4 ypg.), third in third down conversion percentage (43.9%), fourth in first downs (359) and second in yards after the catch (2,576). Brees, Evans, Graham and guard Ben Grubbs were selected to the Pro Bowl. Brees finished near the top of the NFL in virtually every passing category, completing 446-of-650 (68.6%) passes for 5,162 yards with 39 touchdowns and a 104.5 rating. Graham enjoyed one of the most prolific seasons for a tight end in NFL history, recording 86 receptions for 1,215 yards with a franchise-record 16 touchdowns. The 2013 Saints were also only the fifth NFL team to have four players with 65 or more catches (Graham-86, running back Pierre Thomas-77, wide receiver Marques Colston-75 and running back Darren Sproles-71), as New Orleans did so for the second consecutive season.

In 2012, Carmichael called plays for an offense ranked second in the NFL (410.9 ypg.) and third in the league in scoring (28.8 ppg.). The Saints also compiled top-five NFL rankings in red zone touchdown percentage (68.4%), third down conversion rate (44.0%) and first downs (352), supported by a line with two Pro Bowl selections (left tackle Jermon Bushrod and Evans) that surrendered only 26 sacks, tied for third-lowest in the NFL. Brees threw for 5,177 yards and tossed 43 touchdowns, both league-bests. The wideout duo of Colston and Lance Moore each reached 1,000 yards.

In 2011, the Saints produced some of the best offensive numbers in league history as the team shattered several NFL and team records. After Head Coach Sean Payton suffered a leg injury in Week Six, Carmichael took over play-calling duties. New Orleans set NFL records in completion percentage (71.3%), net passing yardage (5,347) and first downs (416) that have since been broken, while the marks for total net yards (7,474), third down conversion rate (56.7%) and fewest fumbles (6) still stand. They also set a team mark and led the league in third down conversions (118). New Orleans finished with 547 points, then the fourth-highest total in NFL history, and scored at least 45 points in four regular season games and one postseason contest, including three straight outputs of at least 45. Brees enjoyed one of the most prolific seasons by a signal-caller as he completed 468-of-657 passes (71.2%) for 5,476 yards, 46 touchdowns and a 110.6 rating, breaking NFL records for yardage (since broken), completions, 300-yard passing games (13) and completion percentage (since broken). Graham had 99 receptions for 1,310 yards with 11 touchdowns. A running game ranked sixth in the NFL flourished behind an offensive line that featured three Pro Bowl selections (Bushrod, Evans and guard Carl Nicks), in addition to Brees and Graham. In 2010, the Saints finished third in the NFC and sixth in the NFL after averaging 372.5 yards of total offense, finishing third in the league in passing. The unit converted 48.8% of their third down conversions and ranked fifth in the NFL with 351 first downs.

In 2009, Carmichael's first season with his new title, the Saints continued to compile impressive offensive numbers. The Saints finished in the top five in seven offensive categories, while also racking up an NFL-best 510 points. At least 45 points were scored four times, a fifth time in the postseason, with four straight outputs of at least

COACHING STAFF

30. The Saints ranked first in the league with 6,461 net yards, then third-best in club history. The Saints' 348 first downs was the second-best total in league rankings. The Saints also finished ranked sixth in the NFL in rushing with 131.6 yards per game on 4.5 yards per carry. The offense continued to flourish in the postseason, averaging 35.6 points per game and scoring eight-of-nine times inside the red zone. Brees keyed the run, completing 70.6 percent of his passes and throwing eight touchdowns with a 117.0 passer rating. He was selected the Super Bowl XLIV MVP, as he led the Saints back from a ten-point deficit, completing 18 of his last 19 passes and engineering the fourth quarter game-winning drive.

In 2008, Carmichael's title was quarterbacks/passing game – with duties that included assisting in pass routes, protections and quarterback responsibilities. He tutored the signal callers his first three seasons with the club. In 2008, the offense went on to rank No. 1 in the NFL in passing, and Brees threw for 5,069 yards and was selected as AP NFL Offensive Player of the Year.

Carmichael worked closely with Brees since both arrived in New Orleans from San Diego in 2006 through his retirement following the 2020 season, a period when virtually all of the franchise's passing records fell. Brees led the NFL or tied for the lead in passing yardage an NFL-record seven times, set the league record for completion percentage four times and threw for a club-record 491 touchdowns over 15 seasons.

Carmichael brings the perspective of having a wide range of coaching experiences, including working with nearly every position group on offense. With the Chargers, he assisted wide receivers coach James Lofton for an offense that ranked tenth in the NFL in 2004 and 2005. Carmichael joined the Chargers in 2002 and served as offensive assistant/quality control coach until being promoted.

For his first two NFL positions, Carmichael was a quality control coach for Washington in 2001, and in 2000, he was the tight ends coach/offensive assistant for Cleveland. From 1995-99, Carmichael was the quarterbacks coach at Louisiana Tech, and during his tenure the signal-callers broke almost every school passing record. He began his coaching career as the assistant offensive line coach at the University of New Hampshire in 1994, with the Wildcats winning the Yankee Conference championship.

Born Oct. 6, 1971 in Framingham, Mass., Carmichael attended Medway (Mass.) High School where he played football and baseball. He was a four-year baseball letterman at Boston College. As a senior, Carmichael was a team captain and Most Valuable Player. He graduated with a degree in mathematics in 1994. Growing up in a football family, his late father, Pete Carmichael Sr., was a football coach with more than 40 years of coaching experience at the high school, college and NFL levels, including 18 years at Boston College and nine years with the Jacksonville Jaguars (1995-99), Browns (2000) and Chicago Bears (2001-03).

COACHING CAREER: New Hampshire, 1994; Louisiana Tech, 1995-99; Cleveland Browns, 2000; Washington, 2001; San Diego Chargers, 2002-05; New Orleans Saints, 2006-.



FOOTBALL





RONALD CURRY

*PASSING GAME COORDINATOR/
QUARTERBACKS COACH*

Ronald Curry, who is in his 17th season overall in the National Football League and his seventh as an assistant coach with the Saints, is one of the top offensive minds on New Orleans' coaching staff. After working primarily with the wide receivers his first five seasons with the club, the

former college signal-caller will serve as quarterbacks coach for the second season, while adding the role of passing game coordinator. In Curry's first season tutoring the quarterbacks, Jameis Winston posted a 5-2 record as a starter and ranked in the top 10 in the NFL in touchdown passes (14), touchdown percentage (8.7) and passer rating (102.8) through the first eight weeks before suffering a season-ending knee injury in an Oct. 31 victory over Tampa Bay. Due to Winston's injury, Curry was forced to prepare four starting signal-callers. Taysom Hill won four of his five starts, while rushing for 374 yards to rank second on the team with a club-best five rushing touchdowns, passing for four more. Trevor Siemian closed out important divisional victories over Tampa Bay and at the Atlanta Falcons following injuries to Winston and Hill.

In 2020, Curry held the title of wide receivers coach for the second season with the club, focusing on the position group in his first four years in New Orleans. Curry helped guide the position group through injuries to several players including Michael Thomas. Emmanuel Sanders led the Saints wideouts with 61 receptions for 726 yards and five touchdowns. Tre'Quan Smith, under Curry's guidance, worked through injuries to record four touchdown receptions, adding two more scoring grabs in the NFC Divisional Playoff.

In 2019, Curry helped Thomas shatter the NFL's receptions record and club receiving yardage records as he posted 149 receptions for 1,725 yards and nine touchdowns as he was selected *Associated Press* NFL Offensive Player of the Year. He was selected as an *AP* first-team All-Pro and Pro Bowl starter for the second consecutive season.

In 2018, Thomas recorded a NFL-best 125 grabs for 1,405 yards and nine touchdowns. He also developed third-round pick Smith, who was named NFL Rookie of the Week after a ten reception, 157-yard, one touchdown performance in Week 11.

In his three years with the San Francisco 49ers prior to coming to New Orleans, Curry served as wide receivers coach in 2015 and as an offensive assistant working with the wideouts from 2013-14. In 2015, Anquan Boldin recorded at least 65 receptions for the fourth consecutive season and Torrey Smith led the National Football League in yards per catch (20.1). From 2013-14, Boldin became the first player in 49ers history to reach 1,000 receiving yards in each of his first two seasons with the team and the first 49ers receiver to eclipse the mark in back-to-back seasons since Terrell Owens from 2002-03.

Prior to joining the 49ers staff, Curry spent three years at Mooresville Christian Academy in Mooresville, N.C., as the athletic director and head football coach.

COACHING STAFF

Curry was originally selected in the seventh round (235th overall) by the Oakland Raiders in the 2002 NFL Draft. He played in 76 career games with 32 starts and registered 193 receptions for 2,347 yards and 13 touchdowns from 2002-08.


While with Oakland, Curry learned the intricacies of the wide receiver position from Pro Football Hall of Famers Fred Biletnikoff (2003-06) and James Lofton (2008).

A four-year starter at quarterback at the University of North Carolina (1998-2001), Curry left Chapel Hill with school records of 4,987 passing yards and 6,236 yards of total offense in his career. In the 2001 Peach Bowl against Auburn, Curry earned Offensive Most Valuable Player honors. The year prior, Curry was voted Tar Heels Offensive MVP as a junior, where he registered 2,325 passing yards and 11 passing touchdowns. Curry was a two-sport athlete at UNC, as he was also the starting point guard on the school's 1998-99 and 2000-01 basketball teams.

A Hampton, Va. native, Curry was a high school All-American in football and basketball.

PLAYING CAREER: North Carolina, 1998-2001; Oakland Raiders, 2002-08.

COACHING CAREER: Mooresville Christian Academy (Head Coach), 2010-12; San Francisco 49ers, 2013-15; New Orleans Saints, 2016-.




DECLAN DOYLE *OFFENSIVE ASSISTANT*

Declan Doyle is in his fourth season as an offensive assistant with the Saints. Prior to joining the Saints, he started his coaching career as an offensive student assistant at the University of Iowa. At Iowa, Doyle primarily assisted the offensive staff during daily individual drills and broke down film of upcoming opponents' defenses.

In 2018, Doyle graduated from Iowa with a degree in business management, marketing and related support services. The Iowa City native transferred to Iowa after serving as the baseball team captain at Iowa Western Community College. Doyle's younger brother Dillon, currently plays linebacker for Baylor University, where he completed his junior campaign.

COACHING CAREER: Iowa, 2016-18; New Orleans Saints, 2019-.

COACHING STAFF



PHIL GALIANO ASSISTANT SPECIAL TEAMS

Phil Galiano enters his fourth season with the New Orleans Saints as assistant special teams coach in 2021. Galiano is a veteran in the coaching ranks with 22 years of experience, including six seasons in the NFL.

In 2021, Saints special teams ranked fifth in NFL writer Rick Gosselin's comprehensive special teams rankings for the second consecutive season. Special teams ace J.T. Gray received his first career selection as a starter in the league's All-Star Game after leading the NFL with 19 special teams tackles and was also an AP first-team All-Pro. LB Andrew Dowell, in his first full NFL season, tied for fifth in the league with 14 coverage stops and blocked a punt. Galiano helped prepare Blake Gillikin for his first season handling punting duties. 29 of Gillikin's punts were downed inside the 20-yard line, ranked fourth in the NFL and tying a team record. The Saints special teams unit ranked fourth in the NFL in opponent average starting position after kickoffs (24.1-yard line) and eighth in punt return average (10.0).

2020 saw the Saints ranked fifth in Gosselin's annual rankings. They ranked first in opponent punt return average (2.3) and second in opponent kickoff return average (17.2), sixth in kickoff return average (25.4 avg.) and ninth in punt return average (10.2 avg.), while ranking third in opponent average starting position after kickoffs (23.8-yard line) and ninth in average starting position after kickoffs (25.9-yard line). Despite missing seven games with injuries, wide receiver/return specialist Deonte Harris had a 12.2 punt return average and 27.3 kickoff return average. Kicker Wil Lutz (Week Five) and punter Thomas Morstead (Week One) each were named NFC Special Teams Player of the week once.

The 2019 season saw special teams rise to first in Gosselin's special teams rankings. The special teams featured standout performances from Harris, Lutz, Morstead and Gray. For the first time in franchise history, two special teams players were selected to the *Associated Press* All-Pro team (Gray and Harris) and for the second time two were selected to the Pro Bowl (Harris and Lutz). As an undrafted free agent, Harris ranked in the top five in the NFL in both kickoff and punt return average. Lutz set a franchise record by drilling 32 field goals, ranking second in the NFL in scoring (144 points), PATs (48), touchbacks (career-high 74) and third in field goals. Morstead ranked fifth in the NFL in net punting average (43.1) and was named the September NFC Special Teams Player of the Month and twice was selected conference Special Teams Player of the Week. Gray led the Saints with 16 stops, blocked a punt and recovered a fumble on coverage.

In 2018, Galiano was the special teams coordinator and assistant defensive line coach at Penn State. The Nittany Lions were ranked 12th in the country in kickoff return average with (24.7 ypr.) and 23rd in special teams efficiency and gross punt average (44.0 avg.). He joined the Nittany Lions in 2017 as a defensive consultant and served as the special teams coordinator for the 2017 Playstation Fiesta Bowl.

In 2016, he was a special teams intern with the Miami Dolphins and served under current Saints Assistant Head Coach/Special Teams Coordinator Darren Rizzi. Miami ranked seventh in Gosselin's special teams rankings and led the National Football League in opponent gross punting average (41.8 yards per punt) and tied for the league lead with

COACHING STAFF

four blocked kicks.

Galiano spent eight years at Rutgers over three stints, most recently as special teams coordinator/tight ends coach in 2015 and director of recruiting in 2014. Under Galiano's tutelage in 2015, the Scarlet Knights ranked 12th in ESPN's special teams efficiency ranking, including finishing 19th in the FBS in kick return defense (18.75), 13th in punt return average (13.92) and scoring five special teams touchdowns in 2015.

After 12 years at the college level, Galiano jumped to the NFL with the Tampa Bay Buccaneers from 2012-13 as assistant special teams coach. In 2013, Tampa Bay led the NFL in kickoff return defense (18.8 ypr.) and blocked two punts. In 2012, the Buccaneers led the NFL with three blocked punts. Galiano also worked with kicker Connor Barth, who tied for the league lead in field goals of 40+ yards and punter Michael Koenen, who led the league in touchbacks on kickoffs and touchback percentage on kickoffs.

In his second stint with the Scarlet Knights, Galiano coached the defensive line (2011) and tight ends (2010). In 2011, the Rutgers defense finished third in the FBS in forced turnovers (34), eighth in tackles for loss (7.62) and scoring defense (18.31) and 15th in sacks (2.69).

Prior to his second stint at Rutgers, Galiano served as the defensive coordinator and linebackers coach at Florida International from 2007-09. At FIU, Galiano helped the Panthers achieve marked improvements on the defensive side of the ball. Between the 2007 and 2008 seasons, FIU jumped up 74 spots in turnover margin, 45 spots in pass efficiency defense, 36 spots in scoring defense, 34 spots in total defense and 25 spots in rush defense. The team also ranked 25th nationally in tackles for loss average, moving up 37 spots.

In his first stop at Rutgers from 2003-06, Galiano began as a defensive graduate assistant in 2003, before he was elevated to linebackers coach in 2004. He spent the 2005-06 seasons coaching the defensive ends. His defensive ends were major contributors on a defensive unit that ranked fourth nationally in 2006. Rutgers' defense was fifth in the NCAA in sacks and tackles for loss per game and produced first-team All-America and All-Big East defensive lineman Eric Foster, as well as second-team All-Big East defensive lineman Jamaal Westerman, both of whom played in the NFL.

Galiano began his coaching career at Dickinson College, where he worked with the outside linebackers in 2000. He spent 2001 as outside linebackers coach at the University of New Haven for Rizzi who served as head coach, before becoming an offensive assistant at Villanova in 2002, working primarily with the tight ends.

A three-year starter at safety for Shippensburg, Galiano served as a tri-captain during his senior campaign. He helped lead the Raiders to three consecutive winning seasons from 1997-99. The Norristown, Pennsylvania native graduated with a bachelor's degree in business administration.

PLAYING CAREER: Shippensburg University, 1996-99.

COACHING CAREER: Dickinson College, 2000; New Haven, 2001; Villanova, 2002; Rutgers, 2003-06; Florida International, 2007-09; Rutgers, 2010-11; Tampa Bay Buccaneers, 2012-13; Rutgers, 2014-15; Miami Dolphins, 2016; Penn State, 2017-18; New Orleans Saints, 2019-.



COACHING STAFF



PETER GIUNTA *SENIOR DEFENSIVE ASSISTANT*

Peter Giunta (pronounced GEN-ta) enters his seventh season as a Saints senior defensive assistant in 2022. He's a 43-year coaching veteran, including 31 years of experience in the NFL with three Super Bowl Championships.

In 2021, Giunta worked with Kris Richard to develop young contributors, as well as enhance the performance of veterans. He helped develop third round draft pick Paulson Adebo, who was the only Saints defender to open all 17 contests in 2021, while tying for the team lead with three interceptions, second among National Football League rookies. Marshon Lattimore continued his improvement with a career-high 19 passes defended, ranked third in the NFL, while being selected to his fourth Pro Bowl in his first five seasons. New Orleans was tied for sixth in the NFL with 18 interceptions, with 16 of them coming from the secondary, with Adebo, C.J. Gardner-Johnson, Lattimore and P.J. Williams tied for the team lead with three apiece. In addition to New Orleans finishing fourth in the NFL in scoring defense (19.7 points per game) and seventh in total defense (318.2 net yards per game), the Saints gave up the third-fewest touchdown passes (20).

In 2020, the secondary contributed to the Saints tying for third in the NFL in takeaways (26), first in interceptions (18), ranked fourth in total defense (310.9 ypg.), and fifth in opponent points per game (21.1) and opponent net passing yards per game (217.0 ypg.). With the guidance of Giunta, Malcolm Jenkins (team-leading four takeaways), Janoris Jenkins and Marcus Williams all had three interceptions and Lattimore was selected to his third Pro Bowl.

In 2019, Saints defensive backs recorded nine interceptions, 2.5 sacks, five forced fumbles and six fumble recoveries. Giunta had a helping hand in the growth of fourth-year safety Vonn Bell, who totaled five regular season fumble recoveries – the most in the NFL and added another in the postseason. Bell also led the secondary in tackles (86) for the fourth consecutive season. Marcus Williams led the team with four interceptions. Lattimore became the first Saints cornerback to be selected to two Pro Bowls, leading the team with 14 passes defended. Gardner-Johnson, played at both nickel corner and safety, posting 46 tackles, one interception, one forced fumble and one fumble recovery as he developed throughout the season as a rookie.

In 2018, New Orleans defensive backs recorded ten interceptions, three sacks, nine forced fumbles and six fumble recoveries. Giunta aided in the continued development of Lattimore, who led the team with five takeaways in the regular season, adding two interceptions in the NFC Divisional Playoff win over Philadelphia. At the cornerback position opposite Lattimore, Eli Apple made a successful in-season transition to the Saints after being acquired from the New York Giants at midseason, recording three takeaways in ten games.

Lattimore enjoyed a breakout campaign in 2017, starting all 13 games he appeared in and leading NFL rookies with a team-high five interceptions and tying for the rookie lead

COACHING STAFF

with a club-best 18 passes defensed as he was the youngest Saint (21 years old) ever selected to the Pro Bowl and the franchise's first *Associated Press* Defensive Rookie of the Year.

Giunta served as the secondary/cornerbacks coach of the Giants from 2006-14, a period when New York captured two Super Bowl titles. He was at the forefront in the development of several young cornerbacks, also experiencing success with veterans.

During his tenure in New York, the Salem, Mass. native was pivotal in the development of cornerbacks who contributed to the Giants winning two Super Bowls. Former LSU standout Corey Webster developed into an eight-year starter under Giunta's watch and recorded 22 interceptions and four fumble recoveries in the regular season and postseason, including recording three takeaways in the 2007 playoffs all the way to a Super Bowl title. Webster's pick of a Brett Favre pass set up the Giants' game-winning field goal in overtime of the NFC Championship in Green Bay. In 2011, Webster opened all 20 regular season and postseason contests. Aaron Ross, the club's first round draft pick in 2007, was inserted into the starting lineup midway through his rookie campaign and he delivered with three interceptions, one brought back for a score. Ross returned to the starting lineup in 2011 and finished tied for second on the team to Webster (six) with a career-high four picks. Giunta was instrumental in the development of cornerback Prince Amukamara, the team's first round draft pick in 2011, who despite missing the last eight games with a biceps injury in 2014, had set a career-high with three interceptions through the first eight contests. In 2009, cornerback Terrell Thomas led the team with five interceptions, one returned for a touchdown, as New York ranked ninth in opponent net passing yards per game. Thomas was selected to the *USA Today* All-Joe Team.

Giunta was Kansas City's defensive backs coach from 2001-05. In 2003, safety Jerome Woods earned his first career Pro Bowl berth under his guidance, an impressive feat considering the fact that he missed the 2002 campaign with a broken leg. The Chiefs registered 25 interceptions to rank third in the NFL that season, as safety Greg Wesley and cornerback Dexter McCleon paced the team with six picks apiece.

Giunta joined the Chiefs after spending four seasons (1997-2000) with the St. Louis Rams, including the last three as that club's defensive coordinator. Giunta served as the Rams' assistant head coach under Dick Vermeil in 1998-99, after originally joining the staff as defensive backs coach in 1997.

As defensive coordinator, Giunta was responsible for the resurgence in the St. Louis defense which helped spark the club's unexpected run to a world championship in 1999. Those efforts culminated with a 13-3 regular season record and a 23-16 victory over the Tennessee Titans in Super Bowl XXXIV. Giunta's unit led the league in rush defense in 1999, allowing just 74.3 yards per game, while ranking fourth in scoring defense (15.1 ppg.) and sixth in total defense (293.6 ypg.).

The Rams' 1999 defense led the NFC and was second in the NFL with 29 interceptions. Cornerback Todd Lyght tied for the league lead with six picks, earning his initial Pro Bowl berth in the process. St. Louis was also opportunistic, returning nine takeaways (seven interceptions and two fumbles) for touchdowns in 1999. Those turnovers were due in large part to a Rams pass rush which racked up 57.0 sacks, a figure which tied for the league lead. The sack brigade was headlined by Pro Bowl defensive end Kevin Carter, who led the NFL with 17.0 takedowns.



FOOTBALL



COACHING STAFF

Giunta's long had a reputation for getting the most out of his defensive backs. In 2000, McCleon intercepted eight passes, a total surpassed only by one player. In Giunta's first season as defensive coordinator in 1998, St. Louis ranked third in the NFL in pass defense, allowing 176.9 yards per game. With Giunta serving as defensive backs coach in 1997 the Rams were second in the league with 25 interceptions, including an NFL-high nine by cornerback Ryan McNeil.

Prior to his stint with the Rams, Giunta spent two seasons as defensive backs coach for the New York Jets. In 1995, the Jets led the league in opponent net yards passing (171.3 yards per game). Giunta was instrumental in the development of Glenn, who would go on to be a three-time All-Pro and Pro Bowl selection.

Giunta entered the NFL as the defensive backs coach with the Philadelphia Eagles from 1991-94. In 1991, the Eagles defense ranked first in the league in passing defense (150.8 yards per game), rushing defense (71.0 yards per game) and total defense (221.8 yards per game). That marked just the fifth time in NFL history and the first time since 1975 that a single team led the league in all three of those defensive categories. No team has equaled that feat since the 1991 Eagles.


Giunta's ten seasons in the college ranks began at Penn State (1981-83). He was a defensive assistant his first year before coaching the tight ends in his final two seasons. While he was at Penn State, the Nittany Lions won the 1982 National Championship with a 27-23 victory over Georgia in the Sugar Bowl. Penn State won three bowl games during Giunta's tenure.

Following Penn State, Giunta moved to Brown (1984-87), where he coached tight ends and wide receivers before becoming the offensive coordinator (1986-87). He then joined the staff at Lehigh (1988-90), where he was responsible for tight ends and wide receivers.

After a four-year playing career as a defensive back and running back at Northeastern (1974-77), Giunta began his coaching career in Massachusetts, where he was an assistant coach at Swampscott High School from 1978-80.

PLAYING CAREER: Northeastern, 1974-77.

COACHING CAREER: Swampscott (Mass.) High School, 1978-80; Penn State, 1981-83; Brown, 1984-87; Lehigh, 1988-90; Philadelphia Eagles, 1991-94; New York Jets, 1995-96; St. Louis Rams, 1997-2000; Kansas City Chiefs, 2001-05; New York Giants, 2006-14; New Orleans Saints, 2016-.



MICHAEL HODGES

LINEBACKERS

The New Orleans Saints hired Michael Hodges during the 2017 offseason to serve as a defensive assistant. Hodges was promoted to assistant linebackers coach in 2019 and now enters his third season as linebackers coach.

Under Hodges' guidance in 2021, Demario Davis led the team with 105 tackles (70 solo) and added three sacks and seven passes defended as he was selected as an *Associated Press* second-team All-Pro. Kwon Alexander filled the stat sheet with 50 stops, 3.5 sacks, one interception, two passes defended, one forced fumble and one fumble recovery. Second round draft pick Pete Werner finished with 59 tackles, while starting 8-of-15 games in his first professional season.

In his first season as the club's linebackers coach, Hodges oversaw a linebackers corps that saw Davis post a team-leading 119 tackles, four sacks and six passes defended as he was selected as an *AP* second-team All-Pro. Davis led the Saints in tackles for the third straight season. Under Hodges' leadership, Alexander was able to carve out a role in the Saints defense following a midseason trade, starting all eight games he played in, tying for the team lead with two fumble recoveries.

In 2019, Hodges' assistance with the linebackers featured solid production from the unit. Davis was selected as an *AP* first-team All-Pro, leading the team with a club-best 111 tackles, four sacks, one interception and a career-high 11 passes defended.

Hodges came to New Orleans after serving on the coaching staff at Eastern Illinois from 2014-16. From 2014-15, Hodges tutored the linebackers. In 2016, he was elevated to co-defensive coordinator, also coaching the safeties. Hodges came to EIU after serving two seasons as a defensive graduate assistant at Fresno State, where he coached the inside linebackers and assisted with film breakdown, scouting and game preparation.

Hodges played linebacker at Texas A&M where he earned second-team All-Big 12 honors as a senior when he led the Aggies in tackles and honorable mention as a junior after beginning as a walk-on. He was a two-time Academic All-Big 12 selection and was named a first-team Academic All-American in 2010. He graduated in 2010 and earned his master's in 2011. He was presented with the 2010 Heart Award, which is the highest honor for a Texas A&M senior football player.

PLAYING CAREER: Texas A&M, 2008-11.

COACHING CAREER: Fresno State, 2012-13; Eastern Illinois, 2014-16; New Orleans Saints, 2017-.



COACHING STAFF



DOUG MARRONE

OFFENSIVE LINE

In his second stint with the Saints, Doug Marrone returns to the Saints in 2022 after originally spending three seasons on the club's coaching staff from 2006-08 as offensive coordinator/offensive line.

Marrone possesses 30 years of coaching experience, including ten as a head coach, six in the National Football League. This will be his 16th season coaching in the NFL, having experience as a position coach, coordinator and head coach.

Marrone returns to New Orleans after serving as the offensive line coach at the University of Alabama in 2021. This past season, Marrone tutored an offensive line unit that helped the Crimson Tide win the Southeastern Conference championship game and advance to the College Football Playoff final, anchored by left tackle Evan Neal, who in his first season as a starter at the position and was a consensus All-American.

Marrone came to Alabama after four-plus seasons as head coach of the Jacksonville Jaguars (2016-20). He guided the Jaguars to the 2017 AFC Championship game after finishing with a 10-6 regular season record in his first full season as head coach after going 1-1 in interim duties in 2016. His 2017 team was tied for the NFL's biggest win/loss improvement (plus-seven) among first-year head coaches and earned him AFC Coach of the Year recognition from the prestigious Kansas City Committee of 101.

From 2017-20, Marrone coached eight players to eleven Pro Bowl selections and five players to AP All-Pro selections. He coached the Jacksonville offensive line for two years prior to becoming head coach. His 2016 offensive line allowed 17 fewer sacks than the previous season while the 2015 unit helped former running back T.J. Yeldon become the first Jaguars rookie to surpass 1,000 yards from scrimmage since 2006.

Marrone also spent two years as the Buffalo Bills head coach from 2013-14, winning 15 games over two seasons, including a 9-7 record and a second-place finish in the AFC East in 2014. The 9-7 mark was the Bills' first winning record since 2004. He became only the third head coach in Bills history up to that date to win 15 games in his first two seasons. His 2013 Bills team led the AFC and finished second in the NFL in rushing (144.2 ypg.) while also leading the league in red zone scoring percentage (95.5 pct.).

Prior to joining the Bills, Marrone spent four seasons (2009-12) as the head coach at Syracuse, where he led the program to a 21-17 record in his final three seasons. He guided the Orange to an 8-5 mark in 2010 and 2012 with both seasons culminating with victories in the New Era Pinstripe Bowl. Marrone earned AFCA Region 1 Coach of the Year honors in 2011 and was a finalist for the Liberty Mutual Coach of the Year Award.

COACHING STAFF

Marrone's first seven NFL seasons as an assistant coach (2002-08) culminated with his hiring at Syracuse based on his success in New Orleans from 2006-08. During Marrone's first Saints tenure, the Saints led the NFL in total offense twice (391.5 avg. in 2006; 410.7 avg. in 2008) and passing yards per game two times (281.4 avg. in 2006; 311.1 in 2008). The Saints' offensive line held their opponents to the fewest sacks allowed in the NFL in 2007 (16), second-lowest in 2008 (club-record 13) and tied for the fewest sacks in the NFL from 2006-08 with 52 despite leading the NFL with 1,868 passing attempts during that span. Quarterback Drew Brees captured the NFL passing title in 2006 (4,418 yards) and 2008 (5,069) and became just the second passer in NFL history to eclipse 5,000 passing yards.

Before his first stint in New Orleans, Marrone was the offensive line coach of the New York Jets from 2002-05 and the team made two postseason appearances (2002, 2004) and running back Curtis Martin led the NFL in rushing in 2004. Before arriving in New York, Marrone served as tight ends/tackles coach at the University of Tennessee in 2001. He spent the 2000 season at the University of Georgia as offensive line coach after spending the previous five seasons (1995-99) at Georgia Tech where he was part of three consecutive bowl appearances. He was director of football operations for the Yellow Jackets in 1995 before coaching the tight ends in 1996 and offensive line from 1997-99.

Marrone began his coaching career in 1992 at Cortland (N.Y.) State as tight ends coach before stints as the offensive line coach at the U.S. Coast Guard Academy (1993) and Northeastern University in 1994. A native of the Bronx, Marrone was a sixth-round draft pick of the Los Angeles Raiders in 1986 and played with the Miami Dolphins in 1987 and with the Saints in 1989. He also had stints with Pittsburgh, Dallas and Minnesota before closing his career with the London Monarchs of NFL Europe from 1991-92. Marrone was a three-year letterman at Syracuse. He returned to Syracuse and graduated in 1991 with a liberal arts degree.

Marrone and his wife, Helen, have two daughters, Madeline and Annie, and one son, Mack.

PLAYING CAREER: Syracuse, 1982-85; Miami Dolphins, 1987; New Orleans Saints, 1989; London Monarchs (NFL Europe), 1991-92.

COACHING CAREER: Cortland (N.Y.) State, 1992; U.S. Coast Guard Academy, 1993; Northeastern, 1994; Georgia Tech, 1995-99; Georgia, 2000; Tennessee, 2001; New York Jets, 2002-05; New Orleans Saints, 2006-08; Syracuse (Head Coach), 2009-12; Buffalo Bills (Head Coach), 2013-14; Jacksonville Jaguars (interim Head Coach last two games of 2016 and Head Coach 2017-20), 2015-20; Alabama, 2021; New Orleans Saints, 2022-.



COACHING STAFF



STERLING MOORE *DEFENSIVE ASSISTANT*

Sterling Moore enters his first season as a defensive assistant with the New Orleans Saints after serving as a defensive intern in 2021. Moore rejoined the Saints this past training camp after playing defensive back for New Orleans in the last two seasons of his seven-year NFL playing career.

The Antioch, Calif. native enjoyed a seven-year NFL career with the Saints (2016-17), Buccaneers (2015), Dallas Cowboys (2012-14) and New England Patriots (2011-12), starting 31-of-75 career games, while accumulating 185 tackles, six interceptions, 41 passes defended, eight forced fumbles and three fumble recoveries. In his first season in New Orleans in 2016, Moore appeared in 13 games with 12 starts and registered a career-best 55 tackles (47 solo), two interceptions, a team-leading and career-high 14 passes defended and a forced fumble. As a rookie in 2011 for the Super Bowl finalist Patriots, Moore recorded two interceptions in only two regular season, including one for a 21-yard touchdown and added six passes defended in three postseason contests, including two in Super Bowl XLVI. He finished his professional playing career with the Arizona Hotshots of the Alliance of American Football in 2019.

Moore played collegiately at Laney College (2007-08) in Oakland, Calif. and then transferred to SMU (2009-10), where he appeared in 19 games and recorded 59 tackles, 18 passes defended, two interceptions with one returned for a touchdown and one fumble recovery in the end zone for a score.

PLAYING CAREER: Laney College, 2007-08; SMU, 2009-10; New England Patriots, 2011-12; Dallas Cowboys, 2012-14; Tampa Bay Buccaneers, 2015, New Orleans Saints, 2016-17; Arizona Hotshots (Alliance of American Football), 2019.
COACHING CAREER: New Orleans Saints, 2021-.



RYAN NIELSEN *CO-DEFENSIVE COORDINATOR / DEFENSIVE LINE*

In his sixth season in charge of the team's defensive line, Ryan Nielsen also served as an assistant head coach in 2021 and in 2022 will add co-defensive coordinator duties. Nielsen has a history of developing players on the professional and college levels and brings abundant experience to the New Orleans defense. Since 2017, New Orleans' 233 sacks ranked third in the league, seven different defensive linemen have produced multi-sack games and the New Orleans defense went an NFL-record 55 regular season and postseason

COACHING STAFF

games without allowing a 100-yard rusher between the 2017-20 campaigns and has the longest current streak at 22 consecutive contests. During his tenure in New Orleans, the Saints have ranked in the top ten in sacks four of five seasons and have finished in the top five in run defense the last four campaigns.

With the NFL's fourth ranked rush defense (93.5 yards per game) and the eighth-most sacks (46), Nielsen worked with his position group to help produce standout campaigns from longtime veterans as well as overseeing development from the team's promising young defenders. Nielsen helped defensive end Cameron Jordan earn Pro Bowl honors, as he finished the season tied for seventh in the NFL with 12.5 sacks. In the five seasons that Nielsen has served as Jordan's position coach, his 60.5 sacks are tied for third in the league over that period, with four double-digit campaigns and being selected to the Pro Bowl each season. Along with defensive end Marcus Davenport, who posted a career-high nine quarterback takedowns, the Saints were just one of seven teams to have a pair of teammates record at least nine sacks.

In 2020, Nielsen guided a defensive line that saw defensive end Trey Hendrickson enjoy a breakout season with 13.5 sacks, tied for second in the league as he received PFWA All-NFL honors. Jordan posted 7.5 sacks and also served as a solid run defender for the league's fourth-ranked rush defense both in yards per game and yards per rush, as he was selected to the Pro Bowl for the fourth consecutive year. In the middle, defensive tackle David Onyemata enjoyed a breakout campaign with 6.5 quarterback takedowns and one interception. Second-year defensive end Carl Granderson made a significant contribution with five takedowns, four in the season's last five weeks.

In 2019, New Orleans ranked third in the NFL with 51 sacks with 38.5 of them coming from the defensive line. New Orleans also ranked fourth in the NFL in opponent yards rushing per game (91.3). Jordan was again instrumental in the defense's success as he tallied a career-high 15.5 sacks, ranked third in the NFL and collected one more takedown in the postseason. Jordan was selected to the Pro Bowl for the third consecutive season, as an *Associated Press* second-team All-Pro for the second straight campaign and NFC Defensive Player of the Week after a dominating performance with four sacks to tie the team record as the team also tied the club single-game record with nine takedowns. Davenport finished second on the team with six sacks and Hendrickson added 4.5 takedowns.

In 2018, Nielsen tutored a front four that contributed to the Saints finishing tied for fifth in the NFL with 49 sacks and ranking second in the league in opponent rushing yards per game (80.2) and opponent yards per rush (3.6). Jordan enjoyed an outstanding season with 12 sacks, one forced fumble and one fumble recovery. Defensive tackle Sheldon Rankins enjoyed a breakthrough season with a career-high eight sacks, the most by a Saints interior defender since 2001. Davenport was a PFWA All-Rookie selection with 4.5 sacks, Onyemata had a career-high 4.5 takedowns and defensive end Alex Okafor chipped in four sacks and a fumble recovery.

In 2017, under Nielsen's supervision, Jordan became the first Saints defensive end to be named an *AP* first-team All-Pro. Jordan's elite season highlighted by 13 sacks earned him numerous individual accomplishments, including his third Pro Bowl nod and his first NFC Defensive Player of the Week (Week Six) and NFC Defensive Player of the Month (November) honors.

From 2013-2016, he was the defensive line/recruiting coordinator/run game coordinator at North Carolina State. The 2016 season saw the Wolfpack rank eighth in the FBS in rush defense and lead the ACC, allowing just 108.6 rushing yards per



COACHING STAFF

game — the school's best mark since 2004. Junior defensive end Bradley Chubb recorded 22 tackles for loss, fourth in the country, while his 11 sacks were fourth in the ACC and 19th in the nation. He was named second-team All-ACC. A Broyles Award candidate in 2015/2016, given annually to college football's top assistant coach, Nielsen earned this recognition tutoring a Wolfpack defensive line that was part of a defense that ranked 29th in the FBS in opponent net yards per game. Defensive end Mike Rose was a second-team All-ACC selection after he finished second in the ACC in sacks and ninth in tackles for loss. In the 2018 NFL Draft, four linemen who Nielsen coached in Raleigh; Chubb, B.J. Hill, Justin Jones and current Saints defensive tackle Kentavious Street, were all selected.

Nielsen coached at Northern Illinois from 2011-12, including a 2012 season where he was the co-defensive coordinator/defensive line/recruiting coordinator and helped the Huskies to the GoDaddy.com Bowl. Two defensive linemen were first-team All-MAC selections in 2012, Sean Progar and Alan Baxter, while Nabal Jefferson was a National Scholar-Athlete and finalist for the 2012 William V. Campbell Trophy. In 2011, Nielsen coached Progar and Ron Newcomb to All-Mid American Conference honors.


Serving as the defensive line/special teams coach at Tennessee-Martin in 2010, the Skyhawks led the Ohio Valley Conference in total defense. From 2008-09, Nielsen was the defensive coordinator and coached the defensive line and linebackers at Central Connecticut State. In 2009, Central Connecticut won the Northeastern Conference title. Nielsen served as the defensive line coach at the University of Mississippi from 2005-07 under current LSU Head Coach and former Saints Defensive Line Coach Ed Orgeron, following one season at the University of Idaho (2004), where he coached two freshman All-Americans. Mississippi defensive linemen led the Southeastern Conference in sacks twice during his three-year stint. Nielsen got his start in coaching as a volunteer assistant at his alma mater, the University of Southern California in 2002.

Nielsen, a Simi Valley, Calif. native who started 30 games at defensive tackle at USC from 1998-2001 as a teammate of Saints Secondary Coach Kris Richard, finished his college career with 107 career tackles and was voted the team's Defensive Lineman of the Year in 1999. He graduated with a bachelor's degree in public policy in 2002 and went to training camp with the Philadelphia Eagles. He played for the Arena Football League's Los Angeles Avengers in 2004.

PLAYING CAREER: Southern California, 1997-2001; Los Angeles Avengers (Arena Football League), 2004.

COACHING CAREER: Southern California, 2002; Idaho, 2004; Mississippi, 2005-07; Central Connecticut State, 2008-09; Tennessee-Martin, 2010; Northern Illinois, 2011-12; North Carolina State, 2013-16; New Orleans Saints, 2017-.

COACHING STAFF



KEVIN PETRY *ASSISTANT TO THE HEAD COACH/ OFFENSIVE ASSISTANT*

Petry enters his sixth campaign on the New Orleans Saints coaching staff and third as assistant to the head coach/offensive assistant after serving as a coaching assistant from 2017-19. In his current role with the Saints, he is responsible for assisting Head Coach Dennis Allen in organizing the club's football operations. Petry is responsible for coordinating the Saints' meeting and practice schedules, daily football calendar and orchestration of team and staff events, as well as providing administrative assistance to the coaching and operations staff. He also provides support to the club's offensive coaching staff.

This will be Petry's 11th year as a member of the Saints organization. During the 2015 and 2016 seasons, he served as a video assistant. From 2012-14, Petry was a member of the team's equipment staff.

The Covington, La. native who prepped at St. Paul's High School, graduated from Louisiana State University with a bachelor's degree in sports administration in 2013.

COACHING CAREER: New Orleans Saints, 2017-.



KRIS RICHARD *CO-DEFENSIVE COORDINATOR/ SECONDARY*

Kris Richard originally joined the Saints as secondary coach in 2021 and adds co-defensive coordinator duties to his responsibilities in 2022. Richard has 15 years of NFL playing and coaching experience.

In 2021, Richard helped develop third round draft pick Paulson Adebo, who was the only Saints defender to open all 17 contests in 2021, while tying for the team lead with three interceptions, second among all National Football League rookies. Marshon Lattimore continued his improvement under Richard with a career-high 19 passes defensed, ranked third in the NFL. New Orleans was tied for sixth in the NFL with 18 interceptions, with 16 of them coming from the secondary, with Adebo, C.J. Gardner-Johnson, Lattimore and P.J. Williams tied for the team lead with three apiece. In addition to New Orleans finishing fourth in the NFL in scoring defense (19.7 points per game) and seventh in total defense (318.2 net yards per game), the Saints gave up the third-fewest touchdown passes (20).

From 2018-19, Richard served as passing game coordinator/secondary with the Dallas Cowboys, where he oversaw a Cowboys pass defense that improved in several areas,



COACHING STAFF

while also playing a key role with several players in the passing game. In 2019, the Cowboys finished in the top ten in opponent third down percentage (second-33.3%), pass defense (tenth-223.5 yards per game), passing yards per attempt (eighth-6.82), passing yards per completion (fifth-10.48), touchdown passes (tied for eighth-21) and passing touchdown percentage (ninth-3.7), while improving in their opponent points per game total (20.1) to rank 11th. Linebacker Jaylon Smith was selected to his first Pro Bowl. In 2018, his first season in Dallas, the Cowboys defensive unit was seventh in total defense (329.3 yards-per-game), sixth in points-per-game (20.3) and seventh in red zone touchdown percentage (51%). His tutelage also played a role in the growth of Byron Jones, who moved back to cornerback from safety, where he played most of his early career and earned his first Pro Bowl nod and AP second-team All-Pro honors after limiting opposing receivers to only 53% of targets against him and only two touchdowns on the season. He set a career-best and led the team in passes defended (15) and allowed only 94 yards after the catch-fifth-fewest in the NFL.

Prior to his arrival in Dallas, Richard spent eight seasons (2010-2017) in different capacities for the Seattle Seahawks, including the last three as defensive coordinator. During his tenure, Seattle boasted a defense that ranked in the top-five for five straight seasons (2012-16). Under his tutelage, safety Earl Thomas earned five Pro Bowl nominations and four AP All-Pro (three first-team, one second-team) selections, cornerback Richard Sherman was a four-time Pro Bowler and four-time All-Pro (three first-team, one second-team) and safety Kam Chancellor a four-time Pro Bowler and two-time second-team All-Pro. Sherman's 32 career interceptions are tied for fourth in Seahawks history with Hall of Famer Kenny Easley.

Seattle finished sixth in passing defense in 2017, allowing only 209.2 yards-per-game through the air and placing 11th in the league overall defense. In his first season as defensive coordinator in 2015, Seattle continued its defensive dominance, as it led the NFL in scoring defense for the fourth consecutive season (2012-15), becoming the first defense in the Super Bowl era to accomplish the feat. Cleveland led the league in scoring defense for a record five straight seasons from 1953-57 in 12-game seasons. The group led the league in rush defense, allowing 81.5 yards-per-game and a franchise-record low 1,304 yards for the second consecutive season.

In 2013, the secondary propelled Seattle's defense to one of the NFL's most dominant. The Seahawks defensive backfield helped Seattle rank first in the league in passing defense (172.0 yards-per-game), interceptions (28) and opponent passer rating (63.4). In Seattle's Super Bowl XLVIII victory over Denver, the secondary held Peyton Manning to 280 passing yards (340.3 avg. in regular season), a 73.5 passer rating (115.1) and recorded one interception (by Chancellor).

During Richard's tenure, Seattle boasted a defense that ranked in the top-five for five consecutive seasons (2012-16), finishing fifth in 2016, before an injury-plagued season caused the unit to finish 11th in 2017. The Seahawks also became the fourth team in NFL history to lead the league in fewest points and yards allowed in back-to-back seasons (2013-14), the first since the 1985-86 Chicago Bears.

Prior to joining Seattle, Richard spent two seasons (2008-09) as a graduate assistant at the University of Southern California, working with the defensive backs.

Originally a third round pick (85th overall) by Seattle, Richard played in 38 games at cornerback with one start for the Seahawks from (2002-04) before playing one season in San Francisco (2005).

COACHING STAFF

Richard lettered four years (1998-2001) at the University of Southern California, where he was a college teammate of Saints Co-Defensive Coordinator/Defensive Line Coach Ryan Nielsen, starting his final three seasons. He had eight career interceptions and returned three for touchdowns, along with 125 tackles, 19 passes defended and two fumble recoveries. The Los Angeles native received his bachelor's degree in sociology.

In May, Richard participated in the Inaugural National Football League Coach and Front Office Accelerator Program, a two-day program where he took part in leadership development sessions with football operations experts and facilitators, as well as time spent directly networking with club owners.

PLAYING CAREER: Southern California, 1998-01; Seattle Seahawks, 2002-04; San Francisco 49ers, 2005.

COACHING CAREER: Southern California, 2008-09; Seattle Seahawks, 2010-17; Dallas Cowboys, 2018-19; New Orleans Saints, 2021-.



DARREN RIZZI *ASSISTANT HEAD COACH/ SPECIAL TEAMS COORDINATOR*

Darren Rizzi was named special teams coordinator for the New Orleans Saints on February 11, 2019 and adds the important role of assistant head coach in 2022 under Head Coach Dennis Allen. Rizzi brings 29 years of coaching experience, including a ten-season stint with the

Miami Dolphins from 2009-18.

Units that Rizzi has coordinated the past 11 seasons are ranked first in the NFL over that period with 13 blocked punts. Since entering the NFL in 2009, six special teams players have been named to seven Pro Bowls. He has coached six players to the NFL All-Rookie team in the past nine years. Rizzi's units have served in the top half of NFL writer Rick Gosselin's annual special teams rankings in all 11 years that he has served as a coordinator, including first in 2019 and fifth in both 2020 and 2021.

In 2021, Saints special teams ace J.T. Gray received his first career selection as a Pro Bowl starter after leading the NFL with 19 special teams tackles and was also an AP first-team All-Pro. LB Andrew Dowell, in his first full NFL season, tied for fifth in the league with 14 coverage stops and blocked a punt. Rizzi prepared Blake Gillikin for his first season handling punting duties. 29 of Gillikin's punts were downed inside the 20-yard line, ranked fourth in the NFL and tying a team record. The Saints special teams unit ranked fourth in the NFL in opponent average starting position after kickoffs (24.1-yard line) and eighth in punt return average (10.0).

In 2020, Rizzi fielded a unit that ranked first in opponent punt return average (2.3), second in opponent kickoff return average (17.2), sixth in kickoff return average (25.4 avg.) and ninth in punt return average (10.2 avg.), while ranking third in opponent



COACHING STAFF

average starting position after kickoffs (23.8-yard line) and ninth in average starting position after kickoffs (25.9-yard line). WR/RS Deonte Harris had a 12.2 punt return average and 27.3 kickoff return average.

In his first season with New Orleans in 2019, Rizzi worked with a unit that rose to first in Gosselin's rankings. The special teams featured standout performances from Harris, K Wil Lutz, P Thomas Morstead and Gray. For the first time in franchise history, two special teams players were selected to the AP All-Pro team (Gray and Harris) and for the second time two were selected to the Pro Bowl (Harris and K Wil Lutz). An undrafted free agent, Harris ranked in the top five in the NFL in both kickoff and punt return average. Lutz set a team record by drilling 32 field goals, ranking second in the NFL in scoring (144 points), PATs (48), touchbacks (career-high 74) and third in field goals. P Thomas Morstead ranked fifth in the NFL in net punting average (43.1) and was named the September NFC Special Teams Player of the Month and twice was selected conference Special Teams Player of the Week. Gray led the Saints with 16 coverage stops, blocked a punt and recovered a fumble on coverage.

The 2018 Dolphins graded out fourth in the NFL in Gosselin's rankings. Jason Sanders drilled 18-of-20 (90.0 pct.) field goal attempts and was a PFWA All-Rookie selection, one of only four kickers to kick in all of his team's games and miss just two or fewer field goals and one of only four to miss three or fewer kicks. His 90.0 field goal percentage was ranked eighth in the NFL and fifth-best in Dolphins history. Matt Haack's 35 punts downed inside the 20 ranked fifth in the NFL. Miami was ninth in the NFL in punt return average (10.5 avg.) with Jakeem Grant leading the league (16.3) before being placed on Injured Reserve in Week 13.

The 2017 Dolphins were tied for second in the NFL with three blocked kicks – two field goals and one punt. Cody Parkey tied what was a team field goal percentage record by converting 21-of-23 attempts (91.3 pct.), including a 54-yard game-winner, the longest game-winner in team history. He also successfully converted four inside kicks, the most in NFL history since records date back to 1997. Miami's kickoff coverage unit was the best in the NFL, forcing opponents to start on average at their own 23-yard line. The team graded out at No. 11 in Gosselin's rankings and Pro Football Focus ranked the team's special teams No. 6 in the NFL. S Michael Thomas was named PFF's Special Teamer of the Year and led the Dolphins with 11 special teams tackles.

Miami was seventh in Gosselin's rankings in 2016, led the NFL in opponent gross punting average (41.8) and tied for the league lead with four blocked kicks. Andrew Franks made his first two career game-winning kicks and drilled an important 55-yard field goal at Buffalo (12/24) as the field goal unit was rushing onto the field to tie the game and send it to overtime. The eventual Dolphins win went on to solidify the team's first playoff berth since 2008. Grant and KR Kenyan Drake each had touchdown returns, becoming the second Dolphins rookie tandem and fourth NFL rookie duo to return a punt and kickoff for a touchdown in the same season. Thomas tied for the NFL lead in special teams tackles (19, including a league-best 16 solo). Walt Aikens scored the first two-point defensive conversion in team history after he returned a blocked PAT for two points. The team finished in the top ten in several additional special teams units including opponents starting field position following a kickoff (tenth/24.4 yard line), own starting field position following a kickoff (eighth/25.3 yard line) and opponent net punting average (third/37.4 yards per punt).

In 2015, Jarvis Landry, now a Saints wideout, earned AFC Special Teams Player of

COACHING STAFF

the Week honors for his Week One performance, when he returned a punt 69 yards for a touchdown. Landry ranked fourth in the NFL with 356 punt return yards. Matt Darr posted the fourth-best gross punting average (47.6) in team history and earned NFL All-Rookie team honors as his punting average was third in the league. Franks was 13-for-16 in field goal attempts as a rookie. The Dolphins ranked in the top 10 in five special teams categories.

In 2014, Rizzi guided a special teams unit that set the team record with three blocked punts. They also added two blocked field goals, giving Miami five blocked kicks, the most since the team blocked seven in 1977. Explosive plays were not limited to the block units as Landry won October AFC Special Teams Player of the Month when he returned five kickoffs for 178 yards (35.6 avg.), with a long of 54. The 35.6 average kickoff return was the second-highest in the NFL in October and the highest October average in franchise history. Landry finished the season with a 28.1 kick return average, the fourth-highest in the NFL and tops among rookies.

In 2013, for the third-straight season, Dolphins special teams were rated among the top eight units in the NFL based on Gosselin's annual rankings. Miami was one of three teams to remain in the top 10 (along with Baltimore and Seattle) in both the 2013 and 2012 rankings. Additionally, from 2011-13, only Miami and Seattle were ranked in the top 10. Rizzi's units were highlighted by the play of Brandon Fields, who earned his first Pro Bowl berth. Fields ranked second in the NFL in gross punting average (48.8), second in net average (42.4, which was eighth-best in NFL history at the time), tied for fourth with 33 punts inside the 20-yard line and also recorded the third-longest punt (74 yards) during the season.

The 2012 campaign was built off a strong 2011 for Dolphins special teams. Gosselin ranked Miami as one of the top five special teams units in the NFL for the second consecutive year, making the Dolphins the only team in the NFL to rank in the top five during both the 2012 and 2011 seasons, following a second place finish in '11. Fields continued to establish himself as one of the most productive punters in NFL history, leading the league with a 50.2 average, while moving into first place in team history for highest career punting average (46.4), highest-career net punting average (38.7) and second place in NFL history for highest-career punting average (46.4). Marcus Thigpen became the first player in team history to return a kickoff and a punt for touchdowns in the same season. Thigpen also stood alone as the only player in the NFL to rank in the top five in kickoff return average (27.4) and punt return average (12.2). Additionally, Miami became the first NFL team in the last 20 years to block a field goal, block a punt and recover their own onside kick in the same game.

After Rizzi took over the special teams in Week Five of the 2010 season, the Dolphins improved in almost every major statistical special teams category, including net and gross punting average, punt and kick return average, average drive start and opponent's gross and net punting average. He led an impressive 2011 season by the Dolphins special teams. The units showed the biggest improvement of any NFL special teams unit from 2010 to 2011, according to Gosselin's annual report. The improvement saw the Dolphins jump from their 2010 ranking of 24th in the NFL to second in 2011. The 22-place advancement was aided by K Dan Carpenter's 13-of-16 in field goals from 40 yards and beyond and Fields' net punting average of 41.1 yards.

Rizzi joined the Dolphins with four years of experience as a college head coach, including 2008 at the University of Rhode Island. Prior to taking over the program at



COACHING STAFF

URI, Rizzi was an assistant at Rutgers for the previous six seasons (2002-07), where he headed up the Scarlet Knights' special teams units. He also tutored the team's running backs his first three years and the linebackers his final three. In addition, he held the title of assistant head coach from 2004-06 and associate head coach in 2007. In Rizzi's six years at Rutgers, he coached three players who earned first-team All-Big East honors in special teams, including kick returner Nate Jones (2002), kick/punt returner Willie Foster (2005) and punter Joe Radigan (2006). Jones also was named the conference's co-Special Teams Player of the Year in 2002 while Foster was the Big East Special Teams Player of the Year in 2005.

Before his Rutgers stint, Rizzi was head coach at the University of New Haven, where he guided the Chargers to a three-year record of 15-14 from 1999-2001. He was the special teams and linebackers coach at Northeastern University in 1998. He coached at New Haven from 1994-97, where he was defensive coordinator in his final year, after overseeing the special teams and defensive line his first three. Rizzi began his coaching career as a graduate assistant at Colgate in 1993.

Rizzi played tight end at Rhode Island, where he first walked on in 1988. He went on to tally 160 receptions for 2,426 yards (15.2 avg.) and 15 touchdowns in his collegiate career and was a consensus All-American in 1992. He was signed as a free agent by the Philadelphia Eagles prior to beginning his coaching career.

A native of Hillsdale, N.J. and a graduate of Bergen Catholic High School, Rizzi earned a degree in speech communications from URI in 1992. In 2013, he was inducted into the Bergen Catholic Hall of Fame. A two-sport high school star, he concluded his prep football career with 69 receptions, a school record which stood for 22 years, also excelling as an All-League outfielder for the baseball team.

PLAYING CAREER: Rhode Island, 1989-92.

COACHING CAREER: Colgate, 1993; New Haven, 1994-97; Northeastern, 1998; New Haven (Head Coach), 1999-2001; Rutgers, 2002-07; Rhode Island (Head Coach), 2008; Miami Dolphins, 2009-18; New Orleans Saints, 2019-.



CORY ROBINSON *ASSISTANT DEFENSIVE BACKS*

Cory Robinson is in his third season with the Saints, second as assistant defensive backs coach after serving as a defensive assistant in 2020. Robinson possesses 13 years of coaching experience.

Prior to coming to New Orleans, Robinson spent four seasons in the college ranks working with defensive backs. The Baltimore native served as the defensive passing game coordinator/defensive backs coach at the University of Maryland in 2019, where he also was director of player personnel in 2015. Robinson also took part in a training camp internship with the Saints in 2019.

COACHING STAFF

Prior to his 2019 stint in College Park, Robinson served as passing game coordinator/cornerbacks coach at Rutgers in 2018. He also coached cornerbacks at Toledo (2016) and Temple (2017). In 2017, he helped guide the Owls to a first-place American Athletic Conference ranking in pass defense, as they allowed only 206.8 passing yards per game. Prior to moving into the college ranks in 2015, Robinson coached at two high schools in Maryland from 2009-14.

Robinson was a starting cornerback at Central Connecticut State, earning a bachelor's degree in communications with a minor in business/marketing in 2009. He was also co-founder of Next Level Nation, a Baltimore-based nonprofit that hosted football workouts, among other services for local boys in need of mentorship.

PLAYING CAREER: Central Connecticut State, 2005-08.

COACHING CAREER: Calvert Hall (Baltimore, Md.) High School, 2009-13; St. Frances (Baltimore, Md.) High School, 2014; Toledo, 2016; Temple, 2017; Rutgers, 2018; Maryland, 2019; New Orleans Saints, 2020-.



DAN ROUSHAR RUN GAME COORDINATOR/ TIGHT ENDS

A 36-year coaching veteran, including two stints as an offensive coordinator, Dan Roushar begins his tenth season with the New Orleans Saints and his second as the team's run game coordinator/tight ends.

In addition to overseeing the team's running game, Roushar tutors the team's tight ends, one of the offense's most youthful position groups, after overseeing one of the NFL's most productive offensive lines from 2016-20. He previously served as tight ends coach in 2015 and tutored the running backs from 2013-14.

In 2021, Roushar was instrumental in the development of a tight ends group that predominantly featured a pair of players in their first NFL season. In his second season, 2020 third round draft pick Adam Trautman, led the position group with 27 receptions. Also in his second campaign, Juwan Johnson converted to the position from wide receiver and led the position group with four touchdown grabs.

In 2020, Roushar coached what continued to be one of the NFL's most stable offensive lines under his supervision. With the help of Roushar and the offensive coaching staff, the Saints rushed for a franchise-record and NFL-high 30 touchdowns, tied for the sixth-highest total all-time, ranked sixth in rushing yards per game (141.6) and were the league's fourth-ranked scoring team. Under Roushar's guidance, the offensive line blocked for RB Alvin Kamara, who led the NFL with a franchise-record 21 total touchdowns, while leading the team in both rushing and receiving with a career-high 1,688 total yards from scrimmage. RT Ryan Ramczyk was an *Associated Press* second-team All-Pro selection, while LT Terron Armstead and LG Andrus Peat were selected to the Pro Bowl.



COACHING STAFF

In 2019, Roushar coached a line that blocked for an offense that averaged 373.9 yards per game, ninth in the league, and 5.9 yards per play, sixth in the NFL. The offensive line's blocking was also a major part in the offense, averaging 265.3 passing yards per game, which was the seventh-highest average in the NFL, while surrendering only 25 sacks, tied for the league's third-lowest total. Drew Brees and Teddy Bridgewater combined to throw for 36 touchdowns and only six interceptions. Roushar oversaw the development of rookie C Erik McCoy, the club's second round pick, who opened all 16 games and was a consensus all-rookie selection. Ramczyk was a first-team *Associated Press* All-Pro selection, while Armstead, Peat and RG Larry Warford were named to the Pro Bowl.

In 2018, Roushar helped the line block for a rushing attack that was ranked sixth (126.6 avg.) in the NFL and led the league with 26 touchdowns. Despite being forced to use nine different starting offensive linemen due to injuries, the Saints allowed just 20 sacks, ranked second in the NFL. Armstead and Ramczyk were both selected as AP All-Pros, while Armstead, Peat, C Max Unger and Warford were named to the Pro Bowl.

In 2017, Roushar played a vital role in the development of Ramczyk, one of the club's first round picks, who ended up playing every offensive snap on the line as a PFWA All-Rookie selection. The offensive line allowed just 20 sacks, second-fewest in the NFL, even though it opened with six different lineups. They played an instrumental role in blocking for the only offense to finish in the top five in both rushing and passing, second overall in total offense. The run game ranked fifth in the club's most productive season since 1987, grinding out 129.4 yards per game. The 3,094 combined total yards from scrimmage from Mark Ingram and Kamara was second-most by an NFL running back duo since the start of a 16-game season (1978). The 4,339 combined total yards from scrimmage by Ingram, Kamara and WR Michael Thomas, was the highest total by a skill position trio in club history. Warford was selected to his first Pro Bowl in his first season as a Saint.

In 2016 under Roushar, the Saints front helped the offense finish ranked first in the NFL in net yards per game (426.0) and second in points per game (29.3). The O-line finished tied for sixth in the NFL in fewest sacks allowed (27), even though they had to open with six different combinations, including three left tackles and three left guards. Behind the blocking, Brees set an NFL single season record in completions (471) and led the league in passing yardage (5,208), earning a Pro Bowl selection. The line also paved the way for Ingram to surpass the 1,000-yard mark for the first time. The offense also produced a pair of 1,000-yard receivers.

After tutoring the running backs from 2013-14, Roushar became tight ends coach in 2015 and his position group played an integral role in the NFL's second-ranked offense. As a unit, they combined for 101 receptions for 1,021 yards with 11 touchdowns. In his third season in New Orleans and first as the club's featured tight end, Benjamin Watson set career-highs in both receptions and receiving yardage and tied a career-best in scoring grabs, when he made 74 grabs for 825 yards (11.1 avg.) and six touchdowns. Josh Hill and Michael Hoomanawanui, acquired early in the season in a trade with New England, combined for an additional five touchdowns.

In 2014, Roushar helped guide a running attack that gained 1,818 yards and improved in league rankings from 25th to 13th. Under Roushar's tutelage, Ingram enjoyed a breakout season, as he was selected to the first Pro Bowl of his career, leading New

COACHING STAFF

Orleans with 964 rushing yards and nine touchdowns.

Under Roushar's guidance in 2013, the Saints running backs helped the team finish ranked fourth in the NFL in offense. Pierre Thomas (77) and Darren Sproles (71) became the first running back duo in franchise history to each record at least 70 receptions, as Thomas led the league among running backs and Sproles ranked fourth. Thomas led the team in rushing with 549 yards and finished with 1,062 total yards from scrimmage. Roushar also helped foster impressive development and late season production out of Ingram and rookie Khiry Robinson, the club's leading rushers in the postseason.

Roushar came to New Orleans following a six-year stint at Michigan State, the final two as offensive coordinator/tight ends coach. In 2012, the Spartans enjoyed a productive campaign running the ball, as Le'Veon Bell won the Big Ten rushing title with 1,793 yards, the second-highest single-season total in school history, as he was selected first-team All-Big Ten and a first-team All-American by CollegeFootballNews.com. The pass offense ranked fourth in the conference. In Roushar's first season as coordinator in 2011, the Spartans averaged 31.0 points per game, ranked third in the conference, setting school records for most points (434) and passing yards (3,535), while finishing second in net yardage (5,466). Prior to his promotion to coordinator, Roushar served four seasons as the Spartans' offensive line coach.

In four seasons coaching the Michigan State front, Roushar's linemen earned All-Big Ten recognition eight times. In 2010, the Spartans established their running identity early, rushing for more than 200 yards in five of their first six games. In 2009, his unit surrendered only 14 sacks, the fewest amount of any Big Ten team. The previous year, the offensive line blocked for the nation's fourth-leading rusher in Javon Ringer, while allowing only 24 takedowns. Upon his arrival in East Lansing in 2007, Roushar juggled the starting lineup with eight different offensive line combinations, but he led his unit to be one of the most productive in the Big Ten, as the Spartans ranked fourth in the conference and 25th in the NCAA in rushing (198.2 yards per game).

Prior to arriving in East Lansing, Roushar served two seasons as offensive line coach at Cincinnati from 2005-06. A two-year letterman as a quarterback at Northern Illinois, he began his coaching career as a student assistant at his alma mater in 1984 and also spent time as an assistant at Butler (offensive coordinator-1986-92), the University of Rhode Island (1993), Ball State (offensive coordinator-1994) and the University of Illinois (1995-96). Roushar then spent six years as offensive line coach/offensive coordinator at Northern Illinois before returning to Champaign for a two-year stint in 2003, serving as offensive coordinator in his final season with the Illini.

PLAYING CAREER: Northern Illinois, 1982-83.

COACHING CAREER: Northern Illinois, 1984; Butler, 1986-92; Rhode Island, 1993; Ball State, 1994; Illinois, 1995-96; Northern Illinois, 1997-2002; Illinois, 2003-04; Cincinnati, 2005-06; Michigan State, 2007-12; New Orleans Saints, 2013-.



COACHING STAFF



ZACH STRIEF ASSISTANT OFFENSIVE LINE

Zach Strief returns in 2022 for his second season as assistant offensive line coach.

A 12-year veteran on the offensive line for the Saints, Strief originally entered the NFL and joined the club as the first of two seventh round picks (210th overall) in 2006 out of Northwestern University. Strief appeared in 158 regular season games with 93 starts from 2006-17, then the 11th-most games played by a Saint in franchise history, third among offensive linemen. He also appeared in ten postseason games, then tied for second in club record books, with four starts.

The Cincinnati, Ohio native opened 87 regular season games and four postseason contests at right tackle from 2011-17. During this period, the Saints ranked first in total offense overall, ranking first in three of those seasons (2011, 2014 and 2016), second three times (2012-13 and 2017) and fourth in 2013. During his tenure as a starter, he led the way for the top four single-season net yards per game totals in team history. He also served as an offensive team captain five times.

Strief anchored Northwestern's offensive line his final three seasons from 2003-05, starting 40 games at right tackle. He was recognized as a first-team All-American by the Football Writers Association of America and was consensus second-team All-Big Ten as a senior. Strief was a key performer on a record-setting offense that averaged more than 500 net yards per game and ranked fourth nationally, when he was a second-team All-Big Ten selection. Prior to entering the coaching ranks, Strief served as the team's radio play-by-play announcer from 2018-20.

PLAYING CAREER: Northwestern, 2001-05; New Orleans Saints, 2006-17.
COACHING CAREER: New Orleans Saints, 2021-.



JOEL THOMAS RUNNING BACKS

Joel Thomas enters his eighth season as the Saints running backs coach after 15 years of coaching in the college ranks. Since arriving in 2015, the club has led the National Football League with 136 rushing touchdowns.

In the past five seasons, Thomas has helped his players earn six Pro Bowl selections – Mark Ingram II (2017) and Alvin Kamara (2017-21). He has been the position coach for three seasons of at least 1,500 total yards of scrimmage by Kamara and one by Ingram. Since his

COACHING STAFF

debut in 2017, Kamara is the only player in the NFL with at least 7,500 total yards from scrimmage and at least 65 touchdowns. In total, Thomas' running backs have registered 23 individual 100-yard performances since 2015.

In his seventh season with the Saints, Thomas tutored Kamara to his fifth consecutive Pro Bowl campaign, as he led the team in both rushing and receiving despite missing four games with a knee injury, carrying 240 times for 898 yards with four touchdowns and catching 47 passes for 439 yards and five scores. Kamara had three 100-yard rushing games for the first time and his 102.8 scrimmage yards per game ranked fifth in the NFL. Kamara finished the season with 4,238 career rushing yards, moving into fourth place in club record books. After being re-acquired by the Saints at midseason, Ingram became the franchise's all-time rushing leader (6,267 yards) and only the second player in club history to have 8,000 career yards from scrimmage.

In 2020, Thomas oversaw the NFL's sixth-ranked rushing attack. New Orleans led the league with a club-record 30 touchdowns on the ground, tied for the NFL's sixth-highest total all-time. Kamara, selected to his fourth consecutive Pro Bowl, shattered the team record and led the NFL with 21 touchdowns, ranking second with 93 first downs and third with a career-best 1,688 total yards from scrimmage. In addition to running for a career-high 932 yards on 187 carries (5.0 avg.), Kamara led NFL running backs in receiving with a team-best and career-high 83 grabs for 756 yards and five touchdowns, as he became only the second Saint to lead the team in rushing and receiving in the same season. Latavius Murray served as a solid complement to Kamara in the running game, carrying 146 times for 656 yards (4.5 avg.) with four touchdowns.

The 2019 season was a success for Thomas as the backfield was headlined by Kamara and newcomer Murray. Under Thomas' watch, Kamara became the first Saint to have three consecutive seasons of at least 1,300 total yards from scrimmage in his first three seasons and only the second to do so in three consecutive campaigns. Kamara became the only Black and Gold running back selected to three Pro Bowls, the only Saint to be selected in each of his first three seasons. New Orleans also received significant offensive contributions from Murray, who accounted for 872 total yards from scrimmage and six touchdowns.

In 2018, the Saints were sixth in the NFL in rushing (126.6 ypg.). Kamara had a standout sophomore campaign, as he rushed 194 times for a club best 883 yards (4.6 avg.) with 14 touchdowns. He also caught 81 receptions for 709 yards with four scores for a 1,589 total yards from scrimmage and 18 total touchdowns. Ingram rushed 138 times for 645 yards (4.7 avg.) with six touchdowns in 12 games.

In 2017, the duo of Ingram and rookie Kamara produced standout seasons, with both being selected to the Pro Bowl. Ingram appeared in all 16 games for the second consecutive season and led the team with a career-high 1,124 yards rushing and a career-best 12 touchdowns on 230 carries, a 4.9-yard average per attempt. He added a career-high 58 receptions for 416 yards for a career-high 1,540 yards from scrimmage. Kamara set a league record for rookie running backs with 826 receiving yards on 81 receptions and five touchdowns, while he led the NFL by averaging 6.1 yards per carry on 120 carries for 728 yards with eight touchdowns. He led the club with 1,554 total yards from scrimmage and was selected by the *Associated Press* as the NFL Offensive Rookie of the Year and as a second-team All-Pro at the Flex position. The 3,094 combined total yards from scrimmage from Ingram and Kamara was the second-most by an NFL running back duo since the start of a 16-game season in 1978.



COACHING STAFF

Under Thomas' tutelage in 2016, Ingram became the first Saint to record 1,000 yards rushing in a single season since Deuce McAllister (2006). He accumulated 1,043 yards on 205 rushing attempts (5.1 avg.) with six touchdowns and 319 yards on 46 receptions with four touchdowns for 1,362 total yards from scrimmage. His 5.1 yards per carry ranked third in the NFL among rushers with at least 200 carries. Tim Hightower also enjoyed a productive season under Thomas, with his 548 rushing yards marking his most since 2010 and his 200 yards receiving marking his most since 2009.

In 2015, Thomas tutored Ingram who had a team-best 1,074 total yards from scrimmage, despite missing the last four games with a shoulder injury. Overall, he carried 166 times for a team-best 769 yards (4.6 avg.) with six touchdowns and added 50 receptions for 405 yards. After Ingram was sidelined, Thomas prepared Hightower, who had missed the previous three seasons into duty and he gained 454 total yards from scrimmage and four touchdowns in the final four contests.

Thomas came to New Orleans following a two-year stint in the same position at the University of Arkansas from 2013-14. In those two seasons, tailbacks Jonathan Williams and Alex Collins both blossomed. In 2014, they were the only pair of Football Bowl Subdivision teammates to rush for 1,000-plus yards. The duo became just the second pair of Razorbacks to accomplish the feat. Collins became just the second player in school history to surpass 1,000 yards in each of his first two seasons and was named SEC Freshman of the Year in 2013.

Thomas spent the four previous seasons (2009-12) as running backs coach at the University of Washington, coaching a 1,000 yard rusher in each, and added the title of associate head coach for offense prior to the 2012 campaign. In his last season, Thomas tutored All-Pac-12 running back Bishop Sankey, who ranked third in the Pac-12 and tied for 13th in the NCAA with 16 rushing touchdowns, second-highest single-season in school history, rushing for 1,439 yards, third-highest in Huskies history.

Thomas also has experience as running backs coach at Purdue (2006-08), Idaho (2004-05) and Louisville (2002-03).

In 2007, the Boilermakers led the Big Ten Conference in both the total offense and scoring offense categories. In 2008, they set a school record for fewest fumbles (12) and tailback Kory Sheets rushed for 1,131 yards to become Purdue's first 1,000 yard rusher in six seasons while posting the fourth-highest single-season rushing total in school history, ending his career second on the school's career rushing list with 3,341 yards. Sheets tied the school's single-season rushing touchdowns record with 16 in 2008 and broke the career record (48). Thomas was also at Purdue from 2000-01, as an offensive graduate assistant. In 2000, quarterback Drew Brees led the NCAA in total offense and won the Maxwell Award. The Boilermakers won the Big Ten and advanced to the Rose Bowl for the first time in 33 years.

In between two stays at Purdue, Thomas served as co-offensive coordinator at Idaho in 2004-05 and as running backs coach at Louisville from 2002-03. In 2003, Louisville averaged 228.2 rushing yards per game to rank tenth in the NCAA with a school-record 5.7 yards per carry average. The 2004 Idaho squad set a school record for completion percentage, and the 2005 team ranked 28th in the country in passing yards per game.

Thomas also gained valuable NFL coaching experience from two training camp internships, serving one with the Saints in 2012 and one with the Steelers in 2008.

Thomas lettered at running back at the University of Idaho from 1993-98, where

COACHING STAFF

he was a two-time first-team All-Big West selection and conference Player of the Year as a senior and still holds Vandals career records with 3,929 rushing yards, 51 rushing touchdowns and 765 rushing attempts. He was inducted into the University of Idaho Athletic Hall of Fame in 2008 and earned his bachelor's degree in public communications in 1998.

PLAYING CAREER: Idaho, 1993-98.

COACHING CAREER: Purdue, 2000-01; Louisville, 2002-03; Idaho, 2004-05; Purdue, 2006-08; University of Washington, 2009-12; Arkansas, 2013-14; New Orleans Saints, 2015-.



JORDAN TRAYLOR *DEFENSIVE ASSISTANT*

Jordan Traylor enters his fourth season with the Saints, his second as a defensive assistant. During his first two seasons Traylor served as a scouting assistant.

Prior to coming to New Orleans, he served as an offensive analyst working with quarterbacks at the University of Arkansas in 2018 until first joining the Saints prior to 2019 training camp. In the 2016 and 2017 seasons, he served as an offensive graduate assistant working with quarterbacks and receivers at the University of Texas.

The Gilmer, Texas native, who played quarterback and wide receiver in high school, started his collegiate playing career at Mississippi College from 2012-13, before transferring to play quarterback at Texas A&M from 2014-15, where he was a Southeastern Conference All-Academic selection. Traylor is the son of UTSA (University of Texas-San Antonio) Head Coach Jeff Traylor.

PLAYING CAREER: Mississippi College, 2012-13; Texas A&M, 2014-15. Texas A&M, 2014-15.

COACHING CAREER: Texas, 2016-17; Arkansas, 2018; New Orleans Saints, 2021-.



D.J. WILLIAMS *OFFENSIVE ASSISTANT*

D.J. Williams, a former college quarterback, enters his fourth season with the New Orleans Saints as an offensive assistant, after helping the coaching staff during 2017 training camp and both the club's coaches and football operations in 2018.

Williams graduated from Grambling State in 2015, where he played quarterback for the Tigers from 2011-14, starting contests all four seasons



COACHING STAFF

and earning tryouts with several NFL teams following the conclusion of his college career.

D.J. Williams is the son of Washington Commanders executive Doug Williams, who won Super Bowl XXII as their starting quarterback, the pinnacle of his 12-year storied pro playing career, where he is in the Ring of Honor for two clubs (Washington and Tampa Bay), followed by a long tenure in NFL front offices.

PLAYING CAREER: Grambling State, 2011-14.

COACHING CAREER: New Orleans Saints, 2019-.



BRIAN YOUNG *PASS RUSH SPECIALIST*

Brian Young enters his seventh season as the club's pass rush specialist. In his 14th season as a valued member of the New Orleans Saints coaching staff, Young has worked with all of the club's front seven position groups after first breaking into the ranks as a coaching assistant from 2009-11 following the conclusion of a nine-year playing career and 124 games along the defensive line in the National Football League.

Since 2017, New Orleans' 233 sacks ranked third in the league, seven different defensive linemen have produced multi-sack games and the New Orleans defense went an NFL-record 55 regular season and postseason games without allowing a 100-yard rusher between the 2017-20 campaigns and has the longest current streak at 22 consecutive contests. The Saints have ranked in the top ten in sacks four of five seasons and have finished in the top five in run defense the last four campaigns.

With the National Football League's fourth ranked rush defense (93.5 yards per game) and the eighth-most sacks (46), Young helped produce standout campaigns from longtime veterans as well as overseeing development from the team's promising young pass rushers. Young helped defensive end Cameron Jordan earn Pro Bowl honors, as he finished the season tied for seventh in the NFL with 12.5 sacks. Along with Marcus Davenport, who posted a career-high nine quarterback takedowns, the Saints were just one of seven teams to have a pair of teammates record at least nine sacks.

Young first joined the Saints coaching staff in 2009 after concluding a nine-year NFL playing career, where he appeared in 124 games and had 22.5 sacks and eight fumble recoveries for the St. Louis Rams (2000-03) and the Saints (2004-08). During his five-year playing tenure with the Black and Gold he served as a valuable member of the Saints interior defensive line rotation, starting 58-of-64 contests.

Young played at Texas-El Paso from 1996-99. He was the Western Athletic Conference Defensive Player of the Year as a senior in 1999, when he had a career-

COACHING STAFF

high 121 tackles and eight sacks. The El Paso native graduated with a bachelor's degree in criminal justice. He was a 2016 inductee into the El Paso Athletic Hall of Fame and a 2019 inductee into the UTEP Athletics Hall of Fame.

PLAYING CAREER: Texas El-Paso, 1996-99; St. Louis Rams, 2000-03; New Orleans Saints, 2004-08.

COACHING CAREER: New Orleans Saints, 2009-.

PLAYERS



VETERANS



**PAULSON
ADEBO**

**29
CB**

HEIGHT: 6-1 • WEIGHT: 198
COLLEGE: STANFORD
JOINED SAINTS: D3-21
NFL EXPERIENCE: 2
BORN: 1/3/99

NFL CAREER – One of the most pleasant surprises of the 2021 season was the emergence of rookie cornerback Paulson Adebo. A third round draft pick out of Stanford, Adebo was the only Saints defender to open all 17 games, as he finished with 63 tackles (54 solo), three interception returns for 50 yards, eight passes defended and three special teams stops. Tying for the team lead in picks, Adebo became only the fifth Saints rookie to have at least three interceptions in his rookie campaign, joining CB Robert Massey (1989), S Sammy Knight (1997), CB Marshon Lattimore (2017) and S Marcus Williams (2017). Adebo will look to take advantage of his first full offseason as a professional as he seeks to become a linchpin in the Saints defensive backs corps.

CAREER TRANSACTIONS –Signed to a four-year contract, 6/8/21; Originally selected in the third round (76th overall) in the 2021 NFL Draft.

2021 - Started all 17 games at CB and finished with 63 tackles (54 solo), three interceptions, to tie for the team lead, 50 yards in returns, eight passes defended and three special teams stops...In season opener vs. Green Bay, Sept. 12, finished with three tackles (two solo) and became the first Saint to record an interception in his NFL debut since LB James Allen at Tampa Bay on Sept. 8, 2002...Recorded career-high seven tackles (career-high six solo) at Carolina, Sept. 19...Recorded four solo tackles, his second career pick and a pass defense at Washington, Oct. 10...Recorded four tackles (three solo), one stop for loss and one pass defended in 13-10 Monday Night Football victory at Seattle, Oct. 25, when the Saints defense surrendered only 129 net passing yards...Recorded five solo tackles, one pass defended and one special teams stop as the New Orleans defense surrendered only 178 net passing yards at N.Y. Jets, Dec. 19...Finished with three tackles (two solo) and one pass defense in 9-0 Sunday Night Football win at Tampa Bay, Dec. 19...Recorded five solo tackles, a stop for loss and one pass defended as New Orleans surrendered a season-low 90 net passing yards vs. Carolina, 1/2/22...Finished with five tackles (three solo), defended two passes and recorded his third interception of the season at Atlanta, 1/9/22.

COLLEGE - Adebo finished his college career playing in 22 games with 21 starts for Stanford and recording 97 tackles, 34 passes defended and eight interceptions, earning All-Pac-12 honors in both 2018 and 2019...Opted out of 2020 season...All-Pac-12 first-team selection (conference coaches) and AP second-team selection in 2019. Played in and started each of the first nine games before being sidelined by a season-ending injury and totaled 33 tackles, ten passes defended and four interceptions. Led the Pac-12 Conference in passes defended per game and interceptions per game. Ranked third nationally in passes defended per game and eighth in inter-

ceptions per game...Matched his career high with four pass breakups and added five tackles vs. No. 15 Washington to be named Pac-12 Defensive Player of the Week... Recorded two interceptions, his second career two-pick game, vs. Arizona, when he was named Pac-12 Defensive Player of the Week and Jim Thorpe Award National Player of the Week....FWAA All-America second-team, All-Pac-12 first-team and Pacific Takes Pac-12 All-Freshman selection as he played in 13 games and started 12 in 2018. No. 1 in the nation with 24 passes defended (20 breakups and four interceptions). Led team and finished third in the Pac-12 (16th in the nation) with four picks. Ranked third on team with 64 tackles (44 solo), including 3.5 stops for loss... Recorded six solo tackles and four passes defended, including three in overtime, at No. 20 Oregon, Sept. 22...Finished with three solo tackles, one interception and three passes defended in victory at Arizona State, Oct. 18...Finished with four solo tackles and one interception in win at UCLA, Nov. 24...Recorded three tackles (two solo), two interceptions and three pass breakups in win at Cal, Dec. 1...Did not see action in 2017...Majored in product design.

PERSONAL – Prepped at Mansfield (Texas) HS...Four-star recruit was ranked nation's 58th-best recruit and ninth-best wideout by ESPN...Ranked nation's seventh-best athlete by Scout and 20th by Rivals...Ranked nation's 18th-best CB by 247Sports, Texas' 12th-best recruit by ESPN, 16th by 247Sports, 22nd by Scout.com, 30th by Rivals and 32nd by PrepStar...2017 Under Armour All-America...2016 6A AP All-State honorable mention...2015 6A Texas Sports Writers Association All-State honorable mention selection...Two-time (2015-16) Dallas Morning News All-Area first-team defense selection...Made 53 tackles, seven passes defended, three interceptions (one touchdown return) as senior. Added 25 catches for 494 yards and two touchdowns and 14 carries for 151 yards and a score...Finished with 75 tackles, 12 passes defended, five interceptions (two returned for touchdowns) as a junior in 2015. Added 41 catches for 730 yards (17.8 avg.) and 11 touchdowns and 11 carries for 94 yards...Competed in both track and basketball...Academic All-State second-team selection...Full name is Saiid Paulson Adebo...Born in Farmington, Mich... Older brother, Mouf, played football at Sam Houston State...First language at home is French, the native tongue of his mother, Pauline Domingo, who emigrated from the West African nation of Benin and teaches it at the University of Texas-Arlington.

PAULSON ADEBO

Year	Team	GP	GS	Tot	TACKLES			Yds	INTERCEPTIONS				FUMBLES			
					Solo	Asst	Sk		No	Yds	Lg	TD	PD	FF	FR	Yds
2021	New Orleans	17	17	63	54	9	0.0	0.0	3	50	33	0	8	0	0	0
NFL Totals		17	17	63	54	9	0.0	0.0	3	50	33	0	8	0	0	0

ADDITIONAL STATISTICS: Special Teams Tackles — (2020, 3) Total: 3.

CAREER HIGHS: Tackles — 7, at Carolina (9/19/21); Solo Tackles — 6, at Carolina (9/19/21); Sacks — 0; Interceptions — 1 (3x), last at Atlanta (1/9/22); Passes Defended — 2, at Atlanta (1/9/22); Forced Fumbles — 0; Fumble Recoveries — 0; Special Teams Tackles — 1 (3x), last vs. Miami (12/27/21).



VETERANS



**JOSH
ANDREWS**

**68
C/G**

HEIGHT: 6-2 • WEIGHT: 298
COLLEGE: OREGON STATE
JOINED SAINTS: FA-22
NFL EXPERIENCE: 7
BORN: 6/21/91

NFL CAREER – Originally signed as an undrafted free agent out of Oregon State by the Philadelphia Eagles in 2014, Josh Andrews comes to New Orleans looking to add experience and depth to a stout group of offensive linemen as he competes for a spot on the roster. Since being signed by Philadelphia and enjoying stints with the Eagles (2014-17), Colts (2018-19), New York Jets (2020) and Atlanta Falcons (2021), the Ontario, Calif. native has appeared in 42 career games with four starts at right guard (three) and left guard (one).

CAREER TRANSACTIONS – Signed by New Orleans, 5/17/22; Activated from Reserve/Covid-19 by Atlanta, 11/30/21; Placed on Reserve/Covid-19 by Atlanta, 11/16/21; Activated from Injured Reserve by Atlanta, 10/18/21; Placed on Injured Reserve by Atlanta (hand), 9/3/21; Signed to a one-year contract by the Atlanta Falcons (UFA-NYJ), 4/1/21; Placed on Injured Reserve by the Jets, 12/30/20; Re-signed by the Jets, 9/7/20; Released by the Jets, 9/5/20; Signed to a one-year contract by the New York Jets (UFA-IND), 3/18/20; Signed to the Indianapolis Colts active roster, 11/20/18; Signed to the Philadelphia Eagles practice squad, 9/25/18; Released by the Vikings, 9/7/18; Reached an injury settlement with the Vikings, 9/7/18; Placed on Injured Reserve by the Vikings, 9/2/18; Signed to a one-year contract by the Minnesota Vikings, 2/12/18; Signed to the Eagles practice squad, 9/3/17; Released by the Eagles, 9/2/17; Signed by the Eagles to reserve/future contract, 12/30/14; Signed to the Eagles practice squad, 8/31/14; Released by the Eagles, 8/30/14; Signed by the Philadelphia Eagles as an undrafted free agent, 5/10/14.

2021 – Appeared in two games for the Atlanta Falcons. **2020** – Played in 15 games with four starts at right guard (three) and left guard (one) for the Jets. **2019** – Appeared in six games for the Indianapolis Colts. **2018** – Appeared in the final three games of the 2018 season for the Colts after spending several weeks on the Philadelphia practice squad and going to training camp with the Minnesota Vikings. **2017** – Spent entire season, including the Super Bowl LII Championship, on the Eagles practice squad. **2016** – Contributed on offense and special teams in three games for the Eagles. **2015** – Appeared in 13 games, primarily on special teams for the Eagles. **2014** – Spent the season as a member of the Eagles' practice squad.

COLLEGE – Started 32-of-39 career games at Oregon State...Started all 13 games as a senior in 2013, as the Beavers went 7-6 and won the Hawaii Bowl...One of two offensive linemen to start every game...Started all 13 games as junior (2012)...Started six-of-seven games as a sophomore in 2011, switching to left guard from center... Appeared in six games as a freshman in 2010...Graduated with a degree in sociology


PERSONAL – Three-time first-team All-Mt. Baldy League selection at Colony

VETERANS

(Ontario, Calif.) HS...Helped lead the school to a CIF-Central Division title as a senior, playing on both the offensive and defensive lines...Also played basketball...Participated in the “Beavers Without Borders” trip to Ethiopia in the summer of 2012, where he helped build two houses for underprivileged families...Mother, Tanya, a respiratory therapist, has been the biggest influence on his life...In 2020 and 2021, Andrews supported Project Sleep through the NFL’s “My Cause My Cleats” Program, seeking to raise awareness of the organization’s helping hand after he was diagnosed with narcolepsy at age 26 after experiencing sleepiness starting at age 12...Has had the hidden talent of juggling since eighth grade...Enjoys playing golf and basketball in his free time...Cousin, Daniel Drayton, played safety for Oregon State from 2004-07.

JOSH ANDREWS

Games Played/Started: Philadelphia — (2015, 13/0); (2016, 3/0); Indianapolis — (2018, 3/0); (2019, 6/0); New York Jets — (2020, 15/4); Atlanta — (2021, 2/0) NFL Totals: 42/4



ZACK BAUN

53 LB

HEIGHT: 6-3 • WEIGHT: 225

COLLEGE: WISCONSIN

JOINED SAINTS: D3A-20

NFL EXPERIENCE: 3

BORN: 12/30/96

NFL CAREER – An athletic, sideline-to-sideline linebacker, possessing the rare combination of pass rush skills and the ability to drop in coverage. After a stellar college career at Wisconsin, Baun has played in 32 games with seven starts at both outside linebacker positions and has posted 30 tackles (19 solo) with 12 special teams stops.

CAREER TRANSACTIONS – Signed by the Saints to a four-year contract, 7/27/20; Selected by the New Orleans Saints in the third round (74th overall) of the 2020 NFL Draft.

2021 – Played in all 17 games with four starts and recorded 22 tackles (16 solo) and eight special teams stops...Recorded a team-high five solo tackles in 38-3 win vs. Green Bay, played in Jacksonville due to Hurricane Ida, Sept. 12...Started at WLB at Carolina and recorded a career-high seven tackles (three solo) and recovered a blocked field goal...Recorded one quarterback hit and one special teams tackle at New England, Sept. 26...Recorded a career-high two special teams tackles (one solo) in Monday night victory at Seattle, Oct. 25...Recorded one defensive tackle and a tied a career-high with two special teams stops on Thanksgiving night vs. Buffalo, Nov. 25...Started at SLB and also played on special teams vs. Dallas, Dec. 2, recording two solo tackles...Started at SLB and also saw action on special teams at N.Y. Jets, Dec. 12...Started at SLB and also played on special teams vs. Miami, Dec. 27 and tied a career-high with seven tackles (career-high six solo), one quarterback



VETERANS

hit and one coverage stop. **2020** – Played in 15 regular season games with three starts at SLB, posting eight tackles (three solo) and four special teams stops...At Las Vegas, Sept. 21, played on special teams in National Football League regular season debut...At Detroit, Oct. 4, played on special teams and recorded first career tackle...Vs. L.A. Chargers, Oct. 12, made first career start. Finished with two tackles (one solo) and one special teams stop...Vs. Carolina, Oct. 25, started at SLB and recorded one solo tackle...At Chicago, Nov. 21, played on both defense and special teams, recording one special teams tackle...Vs. San Francisco, Nov. 15, played on both defense and special teams, recording one coverage stop...At Atlanta, Dec. 6, played on both defense and on special teams, finishing the contest with two assisted tackles...Vs. Kansas City, Dec. 20, played on both defense and special teams, recording one assisted tackle...At Carolina, 1/3/21, started at SLB and finished with two tackles (one solo)...In NFC Wild Card Playoff win vs. Chicago, 1/10/21, played on both defense and special teams and recorded no statistics...In NFC Divisional playoff loss vs. Tampa Bay, 1/17/21, played on both defense and special teams, recording the first two postseason tackles of his career (one solo) and one coverage stop.

COLLEGE – Played in 39 games with 27 starts at University of Wisconsin, all of which took place in his final two seasons, recording 154 tackles, 30.5 stops for loss, 15 sacks, two interceptions and three forced fumbles...Enjoyed a breakout redshirt senior campaign in 2019, when he was the first consensus (FWAA, Walter Camp) first-team All-American linebacker in Badgers history, when he started all 14 games and ranked second in the Big Ten in both tackles for loss (19.5) and sacks (12.5)... Graduated with a bachelor's degree in retailing and consumer behavior.

PERSONAL – A consensus three-star recruit at Brown Deer (Wis.) HS...Scout.com's No. 2 OLB in Wisconsin and No. 54 OLB in country...Rated ESPN's No. 4 overall recruit in state...Passed for 3,061 yards and 27 touchdowns, adding 3,923 yards and 67 TDs rushing...Scored 94 career TDs in 22 games...State Offensive Player of the Year by Wisconsin Football Coaches Association as senior...First-team All-State QB by WFCA and AP second-team All-State...2014 Dave Krieg Award winner (state's most outstanding senior QB)...Woodland Conference East Division Offensive Player of the Year and first-team All-Conference...Dual-threat QB, averaged 167.0 rushing yards per game and 9.7 yards per carry as a senior, finishing with 1,837 rushing yards and state-leading 39 TDs...Completed 54.9 percent of his passes for 1,936 yards and 20 TDs...As a junior, honorable mention All-State and first-team All-Woodland Conference at QB...Rushed for 2,086 yards and 28 TDs, averaging 189.6 yards per game...Threw for 1,125 yards and seven TDs...Two-time team Most Valuable Player and team captain...Lettered in basketball, leading team to the Wisconsin Division Three state title as a junior (2013-14)...Lettered in track, placing four times at the Division Two state meet...Finished fifth in the 100 meters and eighth in the 200 meters as a junior...Finished third in 100 meters (10.91 in prelims) and fourth in the 4x100 relay as a senior...Injured in final of 200 meters after running 21.53 in the preliminaries...Played at Wisconsin for defensive coordinator Jim Leonhard, who competed in training camp for the Saints in 2013, and for outside linebackers coach Bobby April III, a Mandeville native who prepped at St. Paul's High School in Covington.



ZACK BAUN

Year	Team	GP	GS	Tot	TACKLES			Yds	INTERCEPTIONS					FUMBLES			
					Solo	Asst	Sk		No	Yds	Lg	TD	PD	FF	FR	Yds	
2020	New Orleans	15	3	8	3	5	0.0	0.0	0	0	0	0	0	0	0	0	0
2021	New Orleans	17	4	22	16	6	0.0	0.0	0	0	0	0	0	0	0	0	0
NFL Totals		32	7	30	19	11	0.0	0.0	0	0	0	0	0	0	0	0	0

ADDITIONAL STATISTICS: Special Teams Tackles — (2020, 4); (2021, 8) **Total: 12; Blocked Field Goal Recoveries** — (2021, 1) **Total: 1.**

CAREER HIGHS: Tackles — 7 (2x), at Carolina (9/19/21) and vs. Miami (12/27/21); Solo Tackles — 6, vs. Miami (12/27/21); Forced Fumbles — 0; Special Teams Tackles — 2 (2x), at Seattle (10/25/21) and vs. Buffalo (11/25/21).

POSTSEASON

Year	Team	GP	GS	Tot	TACKLES			Yds	INTERCEPTIONS					FUMBLES			
					Solo	Asst	Sk		No	Yds	Lg	TD	PD	FF	FR	Yds	
2020	New Orleans	2	0	2	1	2	0.0	0.0	0	0	0	0	0	0	0	0	0
NFL totals		2	0	2	1	1	0.0	0.0	0	0	0	0	0	0	0	0	0

ADDITIONAL STATISTICS: Special Teams Tackles — (2020, 1) **Total: 1.**

POSTSEASON CAREER HIGHS: Tackles — 2, vs. Tampa Bay (1/17/21); Solo Tackles — 1, vs. Tampa Bay (1/17/21); Special Teams Tackles — 1, vs. Tampa Bay (1/17/21).



**IAN
BOOK**

**16
QB**

HEIGHT: 6-0 • WEIGHT: 206
COLLEGE: NOTRE DAME
JOINED SAINTS: D4-21
NFL EXPERIENCE: 2
BORN: 3/30/98

NFL CAREER – Selected in the fourth round of the 2021 NFL draft out of Notre Dame, Book made his NFL debut in his lone appearance in 2021, completing 12-of-20 passing for 135 yards and two interceptions. Book will take advantage of his first full offseason as a professional, seeing valuable reps in OTAs, minicamps and training camp to continue his development.

CAREER TRANSACTIONS – Signed to a four-year contract, 6/8/21; Selected by in the fourth round (133rd overall) of the 2021 NFL Draft.

2021 – The rookie quarterback spent the majority of his rookie campaign as the third quarterback, declared inactive in 14-of-17 games on the season...Made his lone appearance of the regular season in his NFL debut, starting on Monday Night Football vs. Miami, Dec. 27. Finished 12-of-20 passing for 135 yards and two interceptions. In preseason, completed 9-of-16 passes for 126 yards with one interception...In the preseason, completed nine-of-16 passes (56.3%) for 126 yards with one interception.



VETERANS

COLLEGE – In four seasons in South Bend, played in 45 games and completed 728-of-1,141 attempts for 8,948 yards, 72 touchdowns and 20 interceptions, while carrying 360 times for 1,518 yards and 17 touchdowns...The two-time team captain was a Manning Award finalist his graduate/redshirt senior year in 2020, as he led the Fighting Irish into the College Football Playoff, completing 228-of-353 (64.6%) passes for 2,830 yards with 15 touchdowns and only three interceptions, while carrying 116 times for 485 yards and nine touchdowns...In the College Football Playoff semifinal at the Rose Bowl game vs. Alabama, totaled 27 completions for 229 yards, adding 15 rushing attempts for 55 yards and a touchdown. With his rushing touchdown, Book tied for third all-time among all Irish quarterbacks with 17 rushing touchdowns, joining Rick Mirer. Ended his starting QB career with a 30-5 record, the most wins by a single Notre Dame quarterback in the program's 132-year history...In 2019, as a senior, started all 13 games, completing 240-of-399 passes (62.1%) for 3,034 yards with 34 touchdowns and just six interceptions, while rushing 112 times for 546 yards and four touchdowns...Became the first quarterback in Notre Dame history with at least 2,500 passing yards, 500 rushing yards and 30 touchdown passes in a season...Had five games with four or more touchdowns, the most in a Notre Dame season, while his 34 TDs are second-most by an Irish signal-caller, trailing only Quinn's 37 (2006). In 2018, as a junior, took over as the starting quarterback at Wake Forest and finished season 214-of-314 (68.2%) with 19 touchdowns passing, while rushing 95 times for 280 yards and four touchdowns...Ranked eighth nationally with a 68.2 completion percentage and 17th in pass efficiency. First FBS quarterback to win his first five starts of a season with a completion percentage over 70% in each game since Russell Wilson at Wisconsin in 2011...In 2017, as a sophomore played in ten games, primarily as the backup, but did start one game...Came off bench to help Irish rally past No. 17 LSU, 21-17, in Citrus Bowl. Completed 46-of-75 passes for 456 yards and four touchdowns. Rushed for 207 yards on 37 carries...Went 14-of-19 for 164 yards with two fourth-quarter touchdown passes in win over Tigers...In 2016, redshirted as a true freshman...Graduated with a bachelor's degree in marketing

PERSONAL – A three-year starter at Oak Ridge (El Dorado Hills, Calif.) HS, leading team to 12 and 10-win seasons, respectively, as a sophomore and senior... Twice led Oak Ridge to the Sac-Joaquin section semifinals...Named Sierra Foothill League Most Valuable Player...Awarded 2015 Quarterback of the Year by the National Football Foundation & College Hall of Fame and the Sacramento Valley Chapter's all-Sac-Joaquin section...Earned *Sacramento Bee* first-team All-Metro honors in 2015 and honorable mention in 2014...Career statistics: 7,632 passing yards, 78 touchdown passes, 64.6 completion percentage (603-of-934)...Threw for career-high 3,049 yards in 13 games as a senior...Recorded 30 touchdown to five interceptions, rushing for 779 yards on 129 carries and 12 touchdown...Completed 70.5 percent of his passes (244-of-346)...Threw for 2,025 yards in 10 games as a junior in 2014 and 18 touchdowns, completing 62.5 percent of passes (155-of-248)...Threw for 2,558 yards in 14 games as sophomore and 30 touchdowns (five interceptions). Completed 60.0 percent of his passes (204-of-340).

VETERANS



IAN BOOK

		PASSING												
Year	Team	GP	GS	Att	Cmp	Pct	Yds	Yds/Att	TD	Int	Lg	Sk	Lst	Rating
2021	New Orleans	1	1	20	12	60.0	135	6.8	0	2	56	8	54	40.6
NFL Totals		1	1	20	12	60.0	135	6.8	0	2	56	8	54	40.6

		RUSHING				
Year	Team	Att	Yds	Avg	Lg	TD
2021	New Orleans	3	6	2.0	3	0
NFL Totals		3	6	2.0	3	0

CAREER HIGHS: Attempts — 20, vs. Miami (12/27/21); Completions — 12, vs. Miami (12/21/21); Completion Pct. — 10.0 (12-for-20), vs. Miami (12/27/21); Passing Yards — 135, vs. Miami (12/27/21); Long Pass — 56, vs. Miami (12/27/21); Interceptions — 2, vs. Miami (12/27/21); Passing TDs — 0; Passer Rating — 40.6, vs. Miami (12/27/21); Rushes — 3, vs. Miami (12/27/21); Rushing Yards — 6, vs. Miami (12/27/21); Long Rush — 3, vs. Miami (12/27/21); Rushing TDs — 0.



MARQUEZ CALLAWAY

1 WR

HEIGHT: 6-2 • WEIGHT: 204

COLLEGE: TENNESSEE

JOINED SAINTS: FA-20

NFL EXPERIENCE: 3

BORN: 3/27/98

NFL CAREER — A productive wide receiver, Callaway enters his third season with the Saints and has grown into one of the team's most reliable pass-catchers. Led the team in receiving yards (698) and receiving touchdowns (six) in 2021, setting career-highs in both categories, as well as receptions (46). Made the team as an undrafted free agent in 2020 out of Tennessee, and his career totals include 67 receptions for 911 yards and six TDs, while adding 12 punt returns for 124 yards, four kick returns for 94 yards, one tackle and two fumble recoveries on special teams.

CAREER TRANSACTIONS — Activated from Injured Reserve; 12/24/20; Placed on Injured Reserve, 12/5/20; Signed as an undrafted free agent, 4/27/20.

2021 — Appeared in all 17 regular season games with 11 starts...At New England, Sept. 26, started and recorded a team-leading four receptions for 41 yards while catching first NFL touchdown on a seven-yard connection from Jameis Winston, propelling New Orleans to a 28-13 victory...Vs. N.Y. Giants, Oct. 3, started and recorded two catches for 74 yards, including a career-long 58 yard reception...At Washington, Oct. 10, led team in receiving with four catches for 85 yards and two touchdowns, the first multi-touchdown game of his career, helping Saints secure a 33-22 win... at Seattle, Oct. 25, recorded three catches for 32 yards and had a two-yard punt return...Vs. Atlanta, Nov. 7, caught three receptions for 25 yards and a TD...At Tennessee, Nov. 14, started and played on special teams, catching two passes for 37 yards with a TD...At Philadelphia, Nov. 21, started and caught a 26-yard touchdown, his sixth on the season and third straight game with a TD reception...At Tampa Bay,

FOOTBALL



VETERANS

Dec. 19, started and led team in receiving with a season and career-high six catches for a career-high 112 receiving yards, helping the Saints to a 9-0 win and completing a season sweep over the defending Super Bowl champions...Vs. Miami, Dec. 27, finished with team-high four receptions for 46 yards...Vs. Carolina, 1/2/22, started and finished with a team-high six catches for 97 yards. Callaway's six receptions tied a season-high and also marked the third week in a row in which he led the team in receptions. **2020** - Appeared in 11 games with three starts as a wide receiver, gunner and punt returner...Vs. Green Bay, Sept. 27, played offense...At Detroit, Oct. 14, played on offense and special teams, and recorded his first career catch, a 16-yard grab...Vs. L.A. Chargers, Oct. 12, started and saw action on special teams, catching four passes for 34 yards, returning six punts for 69 yards and bringing back two kickoffs for 57 yards...Vs. Carolina, Oct. 25, posted team-high and career-high eight receptions for a club-best 75 yards...At Chicago, Nov. 1, inactive (ankle)...At Tampa Bay, Nov. 8, played on offense and special teams, with two receptions for 11 yards...Vs. San Francisco, Nov. 15, made special teams impact, recovering two fumbles by 49ers punt returners. Second recovery was with 9:09 left in game, and set up three-play, 22-yard TD drive...Vs. Atlanta, Nov. 22, played on offense and special teams, returning three punts for 18 yards and a kickoff 20 yards...At Denver, Nov. 29, played on offense and special teams, returning a punt 19 yards and a kickoff 17 yards...Placed on Injured Reserve, Dec. 5...Activated, Dec. 24...Vs. Minnesota, Dec. 25, started and caught three passes for 26 yards and returned a punt for 16 yards... In regular season finale at Carolina, 1/3/21, started and finished with three receptions for 51 yards. Callaway's two games vs. Carolina resulted in his two highest receiving totals of his rookie season...In the NFC wild card playoff, vs. Chicago, 1/10/21, played on offense and special teams...In the NFC divisional playoff vs. Tampa Bay, 1/17/21, started and recorded a tackle on an interception return.

COLLEGE – Callway completed his Tennessee career as one of the Vols' most prolific punt returners all-time, and a productive pass-catcher with 92 receptions for 1,646 yards and 13 touchdowns, ranking No. 16 UT history in receiving yardage... His career 13.6 punt return average ranks fourth in school history, and his three punt return touchdowns are second all-time...Competed in the NFLPA Collegiate Bowl postseason All-Star game...In 2019 as a senior, he wrapped up an outstanding career by collecting All-SEC second-team return specialist honors after totaling 154 yards and a 65-yard touchdown on 11 punt returns...His 14.0 punt return average ranked second in the Southeastern Conference...Three-year starter at wide receiver, who had his best season for the Vols as a senior, grabbing 30 passes for 635 yards and six scores...Tied for first in the SEC and fourth in the nation in yards per catch (21.2)...Had a season-high 110 receiving yards and one score on six catches versus Missouri - his fourth 100-yard game of the season...Graduated with a bachelor's degree in communications studies.

PERSONAL – Rated a four-star prospect and a consensus Top 15 recruit in Georgia coming out of Warner-Robins (Ga.) HS...Played in the U.S. Army All-American Bowl in 2016...Named to *Atlanta Journal-Constitution* All-State Class AAAA first-team as a defensive back in 2015...Honored as All-State selection on both sides of the ball by the Georgia Sports Writers as senior...Grew up in a military family as his mother (Army), father (Air Force), older brother (Army), grandfathers (Air Force and Navy), grandmother and uncles (Air Force, Marines and Army) all served...Also was recruited to play college basketball...Met online with active military overseas prior to the team's November 7 Salute to Service Atlanta game via Microsoft Teams...In

VETERANS

December, on behalf of United Healthcare, visited Village East Elementary in Houma to distribute 400 winter coats to students in a community heavily impacted by Hurricane Ida, providing encouragement to the students who have had their lives disrupted by the storm and COVID-19...First name pronounced mar-QWEZ...Marquez Antonio Callaway was born on March 27, 1998.

MARQUEZ CALLAWAY

Year	Team	RECEIVING						RUSHING					
		GP	GS	No	Yds	Avg	Lg	TD	Att	Yds	Avg	Lg	TD
2020	New Orleans	11	3	21	213	10.1	27	0	0	0	-	-	0
2021	New Orleans	17	11	46	698	15.2	58	6	0	0	-	-	0
NFL Totals		28	14	67	911	13.6	58	6	0	0	-	-	0

Year	Team	KICKOFF RETURNS					PUNT RETURNS					
		No	Yds	Avg	Lg	TD	No	FC	Yds	Avg	Lg	TD
2020	New Orleans	4	94	23.5	29	0	11	5	122	11.1	19	0
2021	New Orleans	0	0	-	-	0	1	2	2	2.0	2	0
NFL Totals		4	94	23.5	29	0	12	7	124	10.3	19	0

ADDITIONAL STATISTICS: Special Teams Tackles — (2020, 1); Special Teams Fumble Recoveries — (2020, 2) .

CAREER HIGHS: Receptions — 8, vs. Carolina (10/25/20); Receiving Yards — 112, at Tampa Bay (12/19/21); Long Reception — 58, vs. N.Y. Giants (10/3/21); Receiving TDs — 2, at Washington (10/10/21); Punt Returns — 6, vs. L.A. Chargers (10/12/20); Punt Return Yards — 69, vs. L.A. Chargers (10/12/20); Long Punt Return — 19 (2x), last at Denver (11/29/10); Punt Return TDs — 0; Kickoff Returns — 2, vs. L.A. Chargers (10/12/20); Kickoff Return Yards — 57, vs. L.A. Chargers (10/12/20); Long Kickoff Return — 29, vs. L.A. Chargers (10/12/20); All Purpose Yards — 160, vs. L.A. Chargers (10/12/20); Special Teams Tackles — 1, vs. Atlanta (11/22/20); Special Teams Fumble Recoveries — 2, vs. San Francisco (11/15/20).

POSTSEASON

Year	Team	RECEIVING						RUSHING					
		GP	GS	No	Yds	Avg	Lg	TD	Att	Yds	Avg	Lg	TD
2020	New Orleans	2	1	0	0	-	-	0	0	0	-	-	0
NFL Totals		1	1	0	0	-	-	0	0	0	-	-	0

Year	Team	KICKOFF RETURNS					PUNT RETURNS					
		No	Yds	Avg	Lg	TD	No	FC	Yds	Avg	Lg	TD
2020	New Orleans	0	0	-	-	0	1	0	0	-	-	0
NFL Totals		0	0	-	-	0	1	0	0	-	-	0

ADDITIONAL POSTSEASON STATISTICS: Miscellaneous Tackles — (2020, 1) .



FOOTBALL





TACO CHARLTON

54 DE

HEIGHT: 6-6 • WEIGHT: 270
 COLLEGE: MICHIGAN
 JOINED SAINTS: UFA-22 (PIT)
 NFL EXPERIENCE: 6
 BORN: 11/7/1994

NFL CAREER – Taco Charlton signed with New Orleans in the offseason, as he seeks to bring a veteran presence and pass rush ability to the Saints front four. A first round draft pick of the Dallas Cowboys in 2017, out of Michigan, Charlton played in 11 games with one start for the Pittsburgh Steelers in 2021 and finished the season with 18 tackles (seven solo), a split sack and a pass defended. The Pickerington, Ohio native has played in 55 career games for Dallas (2017-18), Miami (2019), Kansas City (2020) and Pittsburgh (2021), posting career totals of 92 tackles (53 solo), 12 stops for loss, 11.5 sacks for a loss of 69 yards, three passes defended, four forced fumbles and one fumble recovery.

CAREER TRANSACTIONS – Agreed to terms with New Orleans Saints on a one-year contract (UFA-Pit.), 4/4/22; Signed to Pittsburgh active roster, 11/2/21; Activated by Pittsburgh (standard), 10/30/21; Signed to Pittsburgh practice squad, 9/21/21; Released by Kansas City, 8/23/21; Re-signed by Kansas City to a one-year contract, 3/22/21; Placed by Kansas City on Injured Reserve (ankle), 11/21/20; Signed by Kansas City to a one-year contract, 5/2/20; Waived by Miami, 4/30/20; Awarded off waivers to Miami, 9/19/19; Waived by Dallas, 9/18/19; Signed by Dallas to a four-year contract, 5/12/17; Selected by Dallas Cowboys in the first round (28th overall) of the 2017 NFL Draft.

2021 – Appeared in 11 games with one start for the Pittsburgh Steelers and finished the season with 18 tackles (seven solo), a split sack and a pass defense. **2020** - Played in seven games for Chiefs before being placed on Injured Reserve and posted seven tackles (four solo), two sacks and a forced fumble. **2019** - Played in ten games with five starts for Miami and had 21 tackles (14 solo), a team-high five sacks and two forced fumbles, as he became the first Dolphin since 2008 to record a full takedown in each of his first two games with the team...Vs. L.A. Chargers, Sept. 29, recorded six tackles (four solo) and sacked QB Philip Rivers for a loss of six yards in the third quarter...Recorded four tackles (three solo) and sacked QB Josh Allen for a loss of four yards in the second quarter at Buffalo, Oct. 20...Recorded two solo tackles and strip-sacked QB Carson Wentz in fourth quarter vs. Philadelphia, Dec. 1. **2018** - Played in 11 games with seven starts for Dallas, and recorded 27 tackles (13 solo), one sack, a pass defended and a fumble recovery...Made first NFL start at Carolina, Sept. 9 and posted three tackles (one solo) and one pass defended... Vs. N.Y. Giants, Sept. 16, had three solo tackles, a sack and a fumble recovery. Recovered a fumble by QB Eli Manning on the first possession of the third quarter... Finished with six tackles (two solo) at N.Y. Giants, Dec. 30. Played in both playoff games. **2017** - Played in 16 games in first season in Dallas...Recorded 19 tackles (15 solo), three sacks, one pass defended and one forced fumble...Made Cowboys

VETERANS

debut vs. N.Y. Giants, Sept. 10...Recorded one sack, when he brought down QB Alex Smith on a third-down play in the fourth quarter for his first career takedown vs. Kansas City, Nov. 5...Recorded two solo tackles, one sack and one forced fumble, as he strip-sacked QB Kirk Cousins in the second quarter vs. Washington, Nov. 30.

COLLEGE – Four-year letterman (2013-16) and one-year starter at Michigan, where he played in 46 games with 15 starts and posted career totals of 93 tackles (55 solo), 19 sacks, two passes defended and one forced fumble...As a senior in 2016, started 11 games and posted 42 tackles (19 solo), 10 sacks and two passes defended to earn first-team All-Big Ten...As a junior, played in all 13 games with three starts and finished with 30 tackles (21 solo), 5.5 sacks and one forced fumble...As a sophomore, played in 12 games with one start and posted 19 tackles (14 solo) and 3.5 sacks...Graduated with a bachelor's degree in sport management

PERSONAL – Prepped at Pickerington (Ohio) HS...Four-year letterman in football and also lettered in basketball...As a senior in 2012, posted 116 tackles and 19 sacks to earn 1st-team All-Ohio honors...Birth name is Vidauntae Charlton...Born on November 7, 1994 in Columbus, Ohio.

TACO CHARLTON

Year	Team	GP	GS	Tot	TACKLES			Yds	INTERCEPTIONS			FUMBLES				
					Solo	Asst	Sk		No Yds	Lg	TD	PD	FF	FR	Yds	
2017	Dallas	16	0	19	15	4	3.0	14.0	0	0	0	0	1	1	0	0
2018	Dallas	11	7	27	13	14	1.0	13.0	0	0	0	0	1	0	1	0
2019	Miami	10	5	21	14	7	5.0	34.0	0	0	0	0	0	2	0	0
2020	Kansas City	7	0	7	4	3	2.0	6.0	0	0	0	0	0	1	0	0
2021	Pittsburgh	11	1	18	7	11	0.5	2.0	0	0	0	0	1	0	0	0
NFL totals		55	13	92	53	39	11.5	69.0	0	0	0	0	3	4	1	0

CAREER HIGHS: Tackles — 6 (2x), at New York Giants (12/30/18) and vs. Los Angeles Chargers (9/29/19); Solo Tackles — 4, vs. Los Angeles Chargers (9/29/19); Sacks — 1 (11x), last vs. New England (10/5/20); Passes Defensed — 1 (3x), last vs. Tennessee (12/19/21); Forced Fumbles — 1 (4x), last vs. New England (10/5/20); Fumble Recoveries — 1, vs. New York Giants (9/16/18).

POSTSEASON

Year	Team	GP	GS	Tot	TACKLES			Yds	INTERCEPTIONS			FUMBLES				
					Solo	Asst	Sk		No Yds	Lg	TD	PD	FF	FR	Yds	
2018	Dallas	2	0	0	0	0	0.0	0.0	0	0	0	0	0	0	0	0
2021	Pittsburgh	1	0	1	1	0	0.0	0.0	0	0	0	0	0	0	0	0
NFL Totals		3	0	1	1	0	0.0	0.0	0	0	0	0	0	0	0	0

POSTSEASON CAREER HIGHS: Tackles — 1, at Kansas City (1/16/22); Solo Tackles — 1, at Kansas City (1/16/22); Interceptions — 0; Passes Defensed — 0.



VETERANS



ANDY DALTON

5
QB

HEIGHT: 6-2 • WEIGHT: 220

COLLEGE: TCU

DRAFTED: UFA-22 (CHI)

NFL EXPERIENCE: 12

BORN: 10/29/87

NFL CAREER – Originally selected in the second round (35th overall) of the 2011 NFL Draft by Cincinnati, Andy Dalton spent nine seasons as the starting quarterback for the Bengals, leading the team to the postseason in each of his first five NFL seasons, the longest postseason streak in franchise history. The 12th year veteran has appeared in 152 games with 148 starts for the Bengals, Dallas Cowboys and Chicago Bears, throwing for 35,279 yards, 226 touchdowns and 135 interceptions while completing 62.2 percent of his passes. Dalton also has 22 career rushing touchdowns, the sixth most in the NFL among quarterbacks since entering the league in 2011. In 2021, Dalton appeared in eight games with six starts for the Bears, completing 149-of-236 passes (63.1%) for 1,515 yards, eight touchdowns and a 3-3 record as a starter. Dalton set several franchise marks with the Bengals, including the most wins by a quarterback (70), career passer rating (87.5), 300-yard passing games (28), winning percentage (.533), completions (2,757), touchdowns (204) and touchdown/interception ratio (1.73).

CAREER TRANSACTIONS – Agreed to terms on a one-year contract with the New Orleans Saints (UFA-Chi.), 3/29/22; Agreed to terms on a one-year contract with the Chicago Bears (UFA-Dal.), 3/17/21; Agreed to terms on a one-year contract with the Dallas Cowboys, 5/4/20; Released by Cincinnati, 4/30/20; Placed by Cincinnati on Injured Reserve (thumb), 11/26/18; Re-signed by Cincinnati to a six-year contract extension, 8/4/14; Signed by Cincinnati to a four-year contract, 7/29/11; Selected by Cincinnati in the second round (35th overall) of 2011 NFL Draft.

HONORS – **2016:** Pro Bowl; Club nominee for Walter Payton Man of the Year. **2015:** AFC Offensive Player of the Month (October). **2014:** Pro Bowl. **2013:** AFC Offensive Player of the Month (October); AFC Offensive Player of the Week (10); AFC Offensive Player of the Week (14). **2011:** Pro Bowl; AFC Offensive Rookie of the Month (October).

2021 – Appeared in eight games with six starts for Chicago, completing 149-of-236 passes (63.1%) for 1,515 yards, eight touchdowns, nine interceptions and a 3-3 record as a starter...Threw for 201 yards with two touchdowns and a 101.7 rating vs. Baltimore, Nov. 21...Passed for 317 yards with a touchdown and one interception during Chicago's Thanksgiving day win at Detroit, Nov. 25...Passed for a season-high 325 yards in the season finale at Minnesota, 1/9/22. **2020** – Appeared in nine games as a replacement starter for injured Dak Prescott and finished out the Cowboys' Oct. 11 comeback win over the Giants following Prescott's season-ending ankle injury...In nine starts, Dalton passed for over 2,000 yards with 14 touchdown throws with a 64.5 completion percentage...Most notable performance came in a

37-17 win in Week 16 over Philadelphia, throwing for a season-high 377 yards on 22-for-30 passing (73.3%) with three touchdowns. **2019** – Started 13 games in his final season in Cincinnati, completing 314-of-528 passes for 3,494 yards with 16 touchdowns against 14 interceptions...Threw for a season-high and career-best 418 yards and two touchdowns in Week One at Seattle, Sept. 8...Returned to start in Week 12 and became the Bengals all-time leader in touchdown passes, surpassing Ken Anderson's 197 against the N.Y. Jets, Dec. 1...Threw for 396 yards on 33-of-56 passing with four touchdowns and a 104.5 passer rating at Miami, Dec. 22. **2018** – Started 11 games, but injured his thumb attempting to recover a fumble against Cleveland, Nov. 25, and was placed on Injured Reserve the following day for rest of season...Finished the season passing 226-for-365 (61.9 percent) for 2,566 yards with 21 touchdowns, 11 interceptions and a 89.6 passer rating...Passed for 265 yards and four touchdowns with a 107.7 passer rating vs. Baltimore, Sept. 13. All four scores came in the first half, marking the second time in his career he tossed four touchdowns in a half...Threw for a season-high 352 yards vs. Carolina, Sept. 23... Totaled 337 yards on 41 throws with three touchdowns, an interception and a 109.5 rating at Atlanta, Sept. 30, leading a 16-play, 75-yard drive in the fourth quarter that ended in a 13-yard go-ahead scoring pass with 0:07 remaining. It was Dalton's 24th career 300-yard passing game, moving ahead of Boomer Esiason for the most in Bengals history. **2017** – Started all 16 games and completed 297-of-496 passes for a 59.9 completion percentage with 3,320 yards, 25 touchdowns, 12 interceptions and a 86.6 rating...Had six-game stretch without an interception - the longest streak in the NFL in 2017 and in his career...Posted season-high 146.0 passer rating at Cleveland, Oct. 1, which included season-highs in completion percentage (career-high 83.3 percent on 25-of-30 passing) and touchdowns (four)...Had two scoring passes over 70 yards, both to A.J. Green - a 77-yarder against Buffalo, Oct. 8, and a 70-yarder at Tennessee, Nov. 12. **2016** – Started all 16 games, earning Pro Bowl honors and completed a career-high 364-of-563 passes (64.7 completion percentage) with 4,206 yards and 18 touchdowns against eight interceptions with a 91.8 rating... Posted a 114.0 rating in the season-opening win at the N.Y. Jets, Sept. 11, including 54-yard scoring pass to Green, despite being sacked seven times, the most of his career...Had a season-best 130.0 rating against Philadelphia, Dec. 4, passing 23-for-31 for 332 yards and two touchdowns...Registered career-long completion of 86 yards to Brandon LaFell at Houston, Dec. 24. **2015** – Recorded best season as a pro, starting 13 games and going 255-for-386 (66.1 completion percentage) for 3,250 yards with 25 touchdowns and seven interceptions...Inactive for Games 14-16 and for Wild Card playoff game, due to right thumb fracture suffered against Pittsburgh, Dec. 13. With a 106.3 rating (eventually broken in 2021), broke Carson Palmer's club season record of 101.1, set in 2005 and finished second in NFL to Russell Wilson (110.1), joined Ken Anderson (four times) and Esiason (twice) among Bengals to win an AFC passer rating title, and it was Bengals first since 1989 (Esiason-92.1). Seven interceptions were a team record for the fewest in a single season, previous low (nine) occurred three times...Opened season with four straight games with a rating of 115.0-or-better, joining L.A. Rams John Hadl as only players to do that since 1973, the NFL's first year of using passer ratings...Suffered a thumb fracture against Pittsburgh, Dec. 13, while making a tackle after throwing an interception, ending not only his season, but a streak of 77 consecutive starts, a Bengals quarterback record. **2014** – Started all 16 regular season games and the AFC Wild Card playoff contest, earning Pro Bowl honors as an injury replacement for Aaron Rodgers after completing 64.2 percent of his passes (309-of-481) for 3,398 yards and 19 TDs...Scored four rushing touchdowns...Against Tennessee, Sept. 21, became the only Bengals quarterback to



VETERANS

catch a touchdown...In AFC Wild Card game at Indianapolis 1/5/15, completed 18-of-35 passes for 155 yards. **2013** – Started all 16 games and led Bengals to an 11-5 record and AFC North title, becoming the second Bengal to win three NFL monthly or weekly AFC awards in a season, joining S David Fulcher (1989)...Set team records at the time (broken in 2021) in passing yards (4,293) and touchdown passes (33) while completing 363-of-586 passes and adding 20 interceptions for an 88.8 passer rating... Tossed career-high five touchdown passes vs. N.Y. Jets, Oct. 27...Named October AFC Offensive Player of the Month, averaging a 116.8 rating over four games as the Bengals posted 4-0 record. **2012** – Started all 16 games and finished 329-for-528 (62.3 percent) with 3,669 yards, 27 touchdowns and 16 interceptions with an 87.4 rating. Finished third in the AFC in touchdown passes. Rushed for four touchdowns... Earned AFC Offensive Player of the Week for his performance against N.Y. Giants, Nov. 11, posting a 127.6 passer rating while completing 21-of-30 passes for 199 yards and four touchdowns. **2011** – As a rookie, started all 16 games and led four wins featuring fourth quarter comebacks on his way to first alternate to AFC Pro Bowl squad, eventually earning a spot as replacement...Became first NFL rookie quarterback to win as many as eight starts and throw for at least 20 touchdowns; became first rookie quarterback not drafted in the first round to start every game in a 16-game season...Set Bengals rookie records for touchdown passes (20) and passing yards (3,398), while completing 300-of-516 passes with a 80.4 rating.

COLLEGE – A key player in TCU's return to prominence, playing four seasons (2007-10) and seeing action in 50 games (49 starts), Dalton authored a Mountain West Conference record 42 victories on his way to school records for pass attempts (1,317), completions (812), passing yards (10,314) and touchdown passes (71). Rushed for 1,611 career yards and 22 additional touchdowns, and departed TCU with an MWC record for total offense (11,925 yards)...As a senior in 2010, finished ninth in Heisman Trophy voting and was the MWC Offensive Player of the Year, leading TCU to a No. 2 national ranking, finishing the year 13-0, capped by a Rose Bowl win and Offensive MVP honors over Wisconsin...Threw for TCU single-season record 27 touchdowns with just six interceptions in 2010, and his 66.1 completion percentage was another TCU single-season mark. Added 435 yards and six rushing touchdowns. MWC Offensive Player of the Year and one-of-10 finalists for the Manning Award as a junior in 2009, passed Sammy Baugh for the most victories by a starting quarterback in TCU history; led the Horned Frogs to a 12-1 record, reaching the Fiesta Bowl... Ranked eighth in the nation in passing efficiency (151.83) and set a TCU single-season record for passing yards with 2,756 in 2009...Majored in marketing.

PERSONAL – The *Houston Chronicle* Greater Houston Area Offensive Player of the Year and a finalist for Texas Football 5A Player of the Year, posted the district's highest passer rating as a senior, completing 53.4 percent of his passes for 2,877 yards with 42 touchdowns and 15 interceptions at Katy (Texas) HS...Led Katy to 14-1 record and Texas 5A finals in 2005...The Bengals 2016 Walter Payton Man of the Year nominee, started the Andy & JJ Foundation (www.andydalton.org) with his wife J.J., with the purpose being to show God's love and grace while providing support, resources and experiences to seriously ill and physically challenged children and their families...He and J.J. have two sons, Noah and Nash, and one daughter, Finley.



ANDY DALTON

FOOTBALL

PASSING

Year	Team	GP	GS	Att	Cmp	Pct	Yds	Yds/Att	TD	Int	Lg	Sk	Lst	Rating
2011	Cincinnati	16	16	516	300	58.1	3,398	6.6	20	13	84	24	160	80.4
2012	Cincinnati	16	16	528	329	62.3	3,669	6.9	27	16	59t	46	229	87.4
2013	Cincinnati	16	16	586	363	61.9	4,293	7.3	33	20	82t	29	182	88.8
2014	Cincinnati	16	16	481	309	64.2	3,398	7.1	19	17	81t	21	124	83.5
2015	Cincinnati	13	13	386	255	66.1	3,250	8.4	25	7	80t	20	118	106.3
2016	Cincinnati	16	16	563	364	64.7	4,206	7.5	18	8	86t	41	264	91.8
2017	Cincinnati	16	16	496	297	59.9	3,320	6.7	25	12	77t	39	255	86.6
2018	Cincinnati	11	11	365	226	61.9	2,556	7.0	21	11	49	21	157	89.6
2019	Cincinnati	13	13	528	314	59.5	3,494	6.6	16	14	66t	37	249	78.3
2020	Dallas	11	9	333	216	64.9	2,170	6.5	14	8	69	24	184	87.3
2021	Chicago	8	6	236	149	63.1	1,515	6.4	8	9	60t	18	143	76.9
NFL Totals		152	148	5,018	3,122	62.2	35,279	7.0	226	135	86t	320	2,065	87.0

RUSHING

Year	Team	Att	Yds	Avg	Lg	TD
2011	Cincinnati	37	152	4.1	17	1
2012	Cincinnati	47	120	2.6	17	4
2013	Cincinnati	61	183	3.0	12	2
2014	Cincinnati	60	169	2.8	20t	4
2015	Cincinnati	57	142	2.5	12	3
2016	Cincinnati	46	184	4.0	15	4
2017	Cincinnati	38	99	2.6	25	0
2018	Cincinnati	16	99	6.2	21	0
2019	Cincinnati	32	73	2.3	17	4
2020	Dallas	28	114	4.1	13	0
2021	Chicago	16	76	4.8	14	0
NFL Totals		438	1,411	3.2	25	22

CAREER HIGHS: Attempts — 56, at Miami (12/22/19); Completions — 35, at Seattle (9/8/19); Completion Pct. — 83.3 (25-for-30), at Cleveland (10/1/17); Passing Yards — 418, at Seattle (9/8/19); Long Pass — 86t, at Houston (12/24/16); Interceptions — 4 (5x), last vs. Arizona (12/5/21); Passing TDs — 5, vs. New York Jets (10/27/13); Passer Rating — 146.8, at Cleveland (12/6/15); Rushes — 2 (3x), last vs. Cleveland (12/29/19); Rushing Yards — 48, at New York Giants (1/3/21); Long Rush — 25, vs. Cleveland (11/26/17); Rushing TDs — 2, vs. Baltimore (10/26/14).

POSTSEASON

Year	Team	GP	GS	Att	Cmp	Pct	Yds	Yds/Att	TD	Int	Lg	Sk	Lst	Rating
2011	Cincinnati	1	1	42	27	64.3	257	6.1	0	3	36	4	33	51.4
2012	Cincinnati	1	1	30	14	46.7	127	4.2	0	1	45	2	9	44.7
2013	Cincinnati	1	1	51	29	56.9	334	6.5	1	2	49	3	8	67.0
2014	Cincinnati	1	1	35	18	51.4	155	4.4	0	0	26	3	11	63.4
2015	Cincinnati	0	0	0	0	0.0	0	0.0	0	0	-	0	0	-
NFL Totals		4	4	158	88	55.7	873	5.5	1	6	49	12	61	57.8

RUSHING

Year	Team	Att	Yds	Avg	Lg	TD
2011	Cincinnati	3	17	5.7	15	0
2012	Cincinnati	4	15	3.8	12	0
2013	Cincinnati	5	26	5.2	12	0
2014	Cincinnati	4	34	8.5	16	0
2015	Cincinnati	0	0	-	-	0
NFL Totals		16	92	5.8	16	0

CAREER HIGHS: Attempts — 51, vs. San Diego (1/5/14); Completions — 29, vs. San Diego (1/5/14); Completion Pct. — 64.3 (27-for-42), at Houston (1/7/12); Passing Yards — 334, vs. San Diego (1/5/14); Long Pass — 49, vs. San Diego (1/5/14); Interceptions — 3, at Houston (1/7/12); Passing TDs — 1, vs. San Diego (1/5/14); Passer Rating — 67.0, vs. San Diego (1/5/14); Rushes — 5, vs. San Diego (1/5/14); Rushing Yards — 34, at Indianapolis (1/4/15); Long Rush — 16 (2x), last at Indianapolis (1/4/15); Rushing TDs — 0.



VETERANS



**MARCUS
DAVENPORT**

**92
DE**

HEIGHT: 6-6 • WEIGHT: 265
COLLEGE: TEXAS-SAN ANTONIO
DRAFTED: D1-18
NFL EXPERIENCE: 5
BORN: 9/4/96

NFL CAREER – A 2018 first round pick with the ability to rush the passer, Davenport has posted 21 sacks and eight forced fumbles his first four seasons, despite missing 17 contests due to injuries. In 11 games with nine starts in 2021, despite missing six contests (shoulder, knee and elbow), Davenport posted a career-high 39 tackles (23 solo), a career-best 9.0 sacks, three forced fumbles, two passes defended and a fumble recovery.

TRANSACTIONS – Activated from Injured Reserve, 10/25/21; Placed on Injured Reserve, 9/17/21; Fifth-year option exercised by New Orleans, 4/29/21; Placed on Injured Reserve, 12/11/19; Signed to a four-year contract, 5/10/18; Selected in the first round (14th overall) of the 2018 NFL Draft.

HONORS – **2018:** PFWA All-Rookie.

2021 – Appeared in 11 games with nine starts, setting career highs in sacks (9.0) and tackles (39 solo), adding three forced fumbles to go with two passes defended and his first career fumble recovery...In opener vs. Green Bay, Sept. 12, started and recorded three tackles (two solo) and a sack, taking down QB Aaron Rodgers in the second quarter to help Saints win 38-3...Placed on Injured Reserve (shoulder), Sept. 17 and activated, Oct. 25...Vs. Atlanta, Nov. 7, started and recorded six tackles (three solo), a sack and a forced fumble...At Tennessee, Nov. 14, started and recorded three solo tackles and two sacks...At Philadelphia, Nov. 21, started and recorded a career-high ten tackles (six solo) with 1.5 sacks, his third straight game with at least one takedown for the first time...At Tampa Bay, Dec. 19, started and recorded three solo tackles in New Orleans' 9-0 win, only the third time QB Tom Brady was shutout in his career...Vs. Miami, Dec. 27, started and finished with five tackles (two solo), a forced fumble and one sack...Vs. Carolina, 1/2/22, started and finished with two tackles and his first career fumble recovery...At Atlanta, 1/9/22, started and recorded two tackles (one solo) along with a forced fumble and 1.5 sacks, giving him a career-best nine on season. **2020** – In 11 games with one start, missing the first four (elbow), posted 21 tackles (12 solo), 1.5 sacks and two passes defended...Posted three tackles and his fourth quarter sack of QB Teddy Bridgewater sealed the win for New Orleans vs. Carolina, Oct. 27...Split a sack of Bears QB Nick Foles and had a season-high four tackles at Chicago, Nov. 1...Finished with four tackles (three solo) in two postseason contests. **2019** – Started the first 13 games and finished the season with 31 tackles (15 solo), six sacks and four forced fumbles...Made his first career start in opener vs. Houston, Sept. 9 and recorded two solo tackles... Finished with three tackles (two solo) and one sack at L.A. Rams, Sept. 15...Posted seven tackles (two solo) at Seattle, Sept. 22...Finished with one assisted tackle vs.

Dallas, Sept. 29, as the Cowboys managed only 45 rushing yards on 20 carries (2.5 avg.)...Tied career-high for sacks (two), and added two solo tackles and one forced fumble vs. Tampa Bay, Oct. 6...At Chicago, Oct. 20, finished with an assisted tackle, powering a run defense that surrendered only 17 yards, fifth-lowest total in franchise history and did not give up a rushing first down for only the fourth time in club record books...In come-from-behind fourth quarter win vs. Carolina, Nov. 24, took down Panthers QB Kyle Allen with 2:10 left to play and added three tackles...For a defense that tied a franchise-record with nine sacks on Thanksgiving night at Atlanta, posted two takedowns for third time, set career-best with three forced fumbles and added four solo stops. **2018** – Appeared in 13 regular season games, missing three (toe), posting 22 tackles (12 solo), 4.5 sacks for 31.5 yards lost, two passes defended and one forced fumble. Tied for third on New Orleans in sacks...Recorded a solo tackle and his first career takedown at Atlanta, Sept. 23...Had three tackles, a sack, a pass defended and a forced fumble vs. Washington, Oct. 8...Had career-high two sacks vs. Minnesota, Oct. 28...After missing the next three games, returned to action on Thanksgiving night vs. Atlanta, Nov. 22 and posted an assisted tackle...Posted four tackles (two solo) at Tampa Bay, Dec. 9...Had a split sack and three tackles (one solo), in season finale vs. Carolina, Dec. 30...Appeared in both postseason contests. In NFC Divisional Playoff Game vs. Philadelphia, 1/13/19, had a solo tackle...In NFC Championship Game vs. L.A. Rams, 1/20/19, had three tackles (two solo).

COLLEGE – During his four collegiate seasons at Texas-San Antonio, Davenport notched career totals of 186 tackles (97 solo), 22 sacks, 38 tackles for loss, six forced fumbles, two fumble recoveries, one returned for a touchdown and eight passes defended, finishing his career as the school's all-time leader for stops for loss, takedowns and quarterback hurries (21)...Tabbed 2017 Conference USA Defensive Player of the Year and a first-team All-Conference selection as senior...Member of the Chuck Bednarik Award and Wuerffel Trophy watch lists...Posted 55 tackles (30 solo) and set school records with 17.5 tackles for loss, 8.5 sacks, eight QB hurries, four pass breakups, three forced fumbles and a fumble return for a touchdown...Posted at least one tackle for loss in eight different contests...In 2016, second-team All-Conference USA selection played in all 13 games (12 starts) and led the squad's defensive linemen with 68 tackles (31 solo), including ten for loss, a team-leading marks of 6.5 sacks and a program-record eight quarterback hurries...Finished season strong by posting 38 stops, seven tackles for loss and 4.5 sacks in the last six outings...In 2015, earned honorable mention All-Conference USA honors...Started 11 contests and recorded 49 tackles (30 solo) and ranked second on team with 7.5 tackles for loss and four sacks...Also racked up four QB hurries, three pass breakups and two forced fumbles...In 2014, saw action in the first 11 games and registered 14 tackles and three sacks...Graduated with a degree in multidisciplinary studies.

PERSONAL – First-team All-District 27-5A performer at John Paul Stevens (San Antonio, Texas) HS, where he recorded 73 tackles, including ten stops for loss, six sacks and six passes defended as a senior...Earned second-team All-District as a junior after racking up 42 stops...Also an area qualifier in the 1,600m relay and shot put in track and field, also playing for the basketball team...Davenport has multiple family members from New Orleans including his father, Ron and late grandfather Dr. Artis Davenport II, a member of the Allstate Sugar Bowl's Greater New Orleans Sports Hall of Fame and the U.S. Track & Field and Cross Country Coaches Association Hall of Fame for a storied career as head coach of Southern University of New Orleans' track and field team...Dr. Davenport was a member of the inaugural SUNO Athletic



VETERANS

Hall of Fame class, where his men's outdoor teams won NCAA Division III national championships three times, as well as NAIA Division I women's indoor and outdoor championships (1995 and 1997)...Dr. Davenport also coached at Dillard University and Alcorn State and served in the U.S. Army as an infantry officer...Marcus' father served in the Air Force...In 2019, participated in "#DoRight4LA Day with the Saints and Dudley DeBosier" volunteering with teammates to complete renovations to the exterior of a house...Played in 2019 Saints Hall of Fame Golf Tournament... Participated in several PSA's encouraging local residents to take proper precautions during the COVID-19 pandemic...Marcus James Davenport was born on September 4, 1996 in San Antonio, Texas.

MARCUS DAVENPORT

Year	Team	GP	GS	Tot	TACKLES			Yds	INTERCEPTIONS			FUMBLES			
					Solo	Asst	Sk		No Yds	Lg	TD	PD	FF	FR	Yds
2018	New Orleans	13	0	22	12	10	4.5	31.5	0	0	0	2	1	0	0
2019	New Orleans	13	13	31	15	16	6.0	45.0	0	0	0	0	4	0	0
2020	New Orleans	11	1	21	12	9	1.5	12.5	0	0	0	2	0	0	0
2021	New Orleans	11	9	39	23	13	9.0	62.0	0	0	0	0	3	1	0
NFL totals		48	23	113	62	48	21.0	151.0	0	0	0	4	8	0	0

CAREER HIGHS: Tackles — 10, at Philadelphia (11/21/21); Solo Tackles — 6, at Philadelphia (11/21/21); Sacks — 2, (4x), last at Tennessee (11/14/21); Passes Defensed — 1 (4x), last at Tampa Bay (11/8/20); Forced Fumbles — 3, at Atlanta (11/28/19); Fumble Recoveries — 1, vs. Carolina (1/2/22).

POSTSEASON

Year	Team	GP	GS	Tot	TACKLES			Yds	INTERCEPTIONS			FUMBLES			
					Solo	Asst	Sk		No Yds	Lg	TD	PD	FF	FR	Yds
2018	New Orleans	2	0	4	3	1	0.0	0.0	0	0	0	0	0	0	0
2020	New Orleans	2	1	4	3	1	0.0	0.0	0	0	0	0	0	0	0
NFL Totals		4	1	8	6	2	0.0	0.0	0	0	0	0	0	0	0

POSTSEASON CAREER HIGHS: Tackles — 3, vs. L.A. Rams (1/20/19).



**DEMARIO
DAVIS**

**56
LB**

HEIGHT: 6-2 • WEIGHT: 248
COLLEGE: ARKANSAS STATE
JOINED SAINTS: UFA-18 (NYJ)
NFL EXPERIENCE: 11
BORN: 1/11/1989

NFL CAREER – Since signing with New Orleans in 2018, Davis has made an instant impact to the defense and team as a whole, as he was immediately voted as a team captain. As a unit in 2021, the New Orleans defense ranked fourth in opponent yards per game, also ranked first in the NFL in opponent red zone touchdown percentage, second in opponent first down and rushing first downs, fourth in scoring defense, opponent net yards per play and run defense and seventh in total defense. This dependable and sure-tackling defender led the Saints in stops for the fourth straight season and was selected as an *Associated Press* All-Pro for the third consecutive

VETERANS

season, posting 105 tackles, three sacks and seven passes defended. For his career, the Brandon, Miss. native has missed only one game and played in 160 regular season contests with 146 starts for the Saints, Jets (2012-15, 2017), and Cleveland Browns (2016), recording 1,105 tackles (733 solo), 29.5 sacks, two interceptions, 45 passes defended, three forced fumbles, six fumble recoveries and 24 special team stops.

CAREER TRANSACTIONS – Signed a contract extension with Saints, 9/13/20; Signed by Saints to three-year contract (UFA-NYJ), 3/19/18; Traded by Browns to Jets, in exchange for S Calvin Pryor; 6/1/17; Signed by Browns to two-year contract (UFA-NYJ), 3/16/16; Signed four-year contract with Jets, 6/1/12; Selected by the New York Jets in the third round (77th overall) of the 2012 NFL Draft.

HONORS - 2021: *Associated Press* second-team All-Pro. **2020:** *Associated Press* second-team All-Pro; PFWA All-NFC; Bart Starr Award; Saints Man of the Year (Team nominee for Walter Payton Man of the Year); Greater New Orleans Sports Hall of Fame Jimmy Collins Award (Allstate Sugar Bowl). **2019:** *Associated Press* first-team All-Pro. **2018:** NFC Defensive Player of the Week (Week Four); Athletes in Action Call to Courage Award (NFL Player who displays exemplary character and leadership and a strong commitment to Christian Faith).

2021 GAME BY GAME

Date	Opp.	GP	ST	SOLO	AST	TOT	SACK / YDS	INT / YDS	PD	FF	FR
9/12	GB	X	X	2	2	4	0 / 0	0 / 0	0	0	0
9/19	@CAR	X	X	8	4	12	0 / 0	0 / 0	1	0	0
9/26	@NE	X	X	7	1	8	0 / 0	0 / 0	2	0	0
10/3	NYG	X	X	5	1	6	0 / 0	0 / 0	0	0	0
10/10	@WAS	X	X	5	3	8	1 / 2	0 / 0	0	0	0
10/25	@SEA	X	X	7	3	10	2 / 14	0 / 0	1	0	0
10/31	TB	X	X	3	2	5	0 / 0	0 / 0	0	0	0
11/7	ATL	X	X	2	4	6	0 / 0	0 / 0	0	0	0
11/14	@TEN	X	X	5	1	6	0 / 0	0 / 0	0	0	0
11/21	@PHI	X	X	1	0	1	0 / 0	0 / 0	0	0	0
11/25	BUF	X	X	6	4	10	0 / 0	0 / 0	0	0	0
12/2	DAL	X	X	3	1	4	0 / 0	0 / 0	0	0	0
12/12	@NYJ	X	X	6	3	8	0 / 0	0 / 0	1	0	0
12/19	@TB	X	X	3	4	7	0 / 0	0 / 0	1	0	0
12/27	MIA						RESERVE/COVID-19				
1/2	CAR	X	X	2	3	5	0 / 0	0 / 0	1	0	0
1/9	@ATL	X	X	5	0	5	0 / 0	0 / 0	0	0	0
2021 Season		16	16	70	35	105	3 / 16	0 / 0	7	0	0

2021- Started all 16 games he played in at MLB and led the team in tackles for the fourth consecutive season with 105 stops (70 solo), three sacks and seven passes defended, his eighth campaign reaching the century mark, finishing with double-digits in three contests. Became the first Saint to reach the century mark in tackles in four consecutive seasons since S Roman Harper (2009-12) and the first Black and Gold defender with at least 101 stops in four consecutive seasons since LB Joe Federspiel. *Associated Press* second-team All-Pro...Finished with four tackles in season-opening 38-3 win vs. Green Bay, Sept. 12...Led Saints with 12 tackles (eight solo), one stop for loss and one pass defended at Carolina, Sept. 19...Recorded eight tackles (seven solo) with two stops for loss and two passes defended at New England, Sept. 26...Recorded eight tackles (five solo) and one sack at Washington, Oct. 10...Finished with a team-leading ten tackles (seven solo) on Monday Night Football at Seattle, Oct. 25. Also recorded two sacks, four stops for loss, three quarterback hits and defended

VETERANS

one pass...Recorded five tackles (three solo), including a stop for loss and a quarterback hit in win over Tampa Bay, Oct. 31...Recorded six tackles (two solo), vs. Atlanta, Nov. 7...Had team-high ten tackles (six solo) with one stop for loss vs. Buffalo, Nov. 25...Had team-high eight tackles with a stop for loss and defended a pass at N.Y. Jets, Dec. 12...Recorded team-high seven tackles (three solo) with one stop for loss and defended a pass in 9-0 shutout victory at Tampa Bay on Sunday Night Football, Dec. 19...Missed Week 16 game vs. Miami due to COVID-19 protocols, ending his consecutive games played streak at 157 contests, which was the longest in the NFL at the time it ended...Returned to the defensive lineup vs. Carolina, 1/2/22 and posted five tackles (two solo) and one pass defense...In the season finale at Atlanta, 1/9/22, recorded a team-high five solo tackles. **2020** - Started all 16 regular games he played in and both postseason contests. Posted more than 100 tackles for the fourth consecutive regular season with a team-high 119 (73 solo) stops, his seventh campaign at the century mark, reaching double-digits in four contests. Registered four sacks and six passes defended. Selected *Associated Press* second-team All-Pro. A key member of a unit that finished fourth in opponent yards per game, also ranked fifth in points per game, passing yards per game and opponent third down conversion rate...Vs. Tampa Bay, Sept. 13, started at WLB and finished with six tackles (five solo) and one sack of Tom Brady...At Las Vegas, Sept. 21, started at WLB and finished with eight tackles (five solo) and a pass defense...Vs. Green Bay, Sept. 27, started at WLB and finished with seven tackles (six solo) and a sack of Aaron Rodgers for a 12-yard loss...At Detroit, Oct. 4, started at WLB, finishing with five tackles (four solo)...Vs. L.A. Chargers, Oct. 12, started at WLB and tied for team lead with ten tackles (two solo)...Vs. Carolina, Oct. 25, started at WLB and posted two solo tackles...At Chicago, Nov. 1, started at WLB and recorded four solo tackles...At Tampa Bay, Nov. 8, started at WLB and posted five solo tackles, tied for team lead as New Orleans surrendered only 194 total net yards...Vs. San Francisco, Nov. 15, started at MLB and recorded third sack of season, taking down Nick Mullens on final play of first quarter. Davis finished with 12 total tackles and added a pass defense, pacing a run defense that surrendered only 49 yards on 25 carries...Vs. Atlanta, Nov. 22, led Saints with seven tackles (four solo) while adding a sack and a pass defended...At Denver, Nov. 29, led the team in tackles with ten (seven solo) and crossed the 950 tackle mark for his career...At Atlanta, Dec. 6, started at MLB and led the team in tackles with nine (four solo)...At Philadelphia, Dec. 13, started at MLB and finished with six tackles (three solo)...Vs. Kansas City, Dec. 20, started at MLB and finished with a team-leading and season-high 15 tackles, marking his fourth game of 2020 with double-digit stops and his most as a Saint. Davis recorded the 1,000th tackle of his career (defense/special teams) on his fourth stop of the game, stopping Clyde Edwards-Helaire with 19 seconds left in the first quarter. Davis became the first Saints defender to surpass 100 tackles in three consecutive seasons since Curtis Lofton did so (2012-14)...Vs. Minnesota, Dec. 25, started at MLB and finished with eight tackles (six solo)...At Carolina, 1/3/21, started at MLB and recorded the 1,000th defensive tackle of his career on a takedown of Curtis Samuel with 6:59 left in the game. Davis finished the game with five tackles (two solo) and added one pass defense. In Wild Card Playoff vs. Chicago, 1/10/21, started at MLB and finished with five tackles (four solo), as New Orleans set a team playoff record surrendering only 239 total net yards, only 48 on the ground on 19 attempts (2.5 avg.)...In Divisional Playoff vs. Tampa Bay, 1/17/21, started at MLB and finished with nine tackles (eight solo) and one sack of Brady, the first postseason takedown of his career. Also led Saints defenders with two quarterback hits. **2019** - Started all 16 games. Posted a team-high 111 tackles, reaching double-digits in three contests...Registered four

sacks, one interception and a career-high 12 passes defended...Selected *Associated Press* first-team All-Pro...A key member of a defensive unit that finished in the top five in rush defense for two consecutive seasons for only the second time in team history (1986-87)...Recorded seven tackles (four solo) in Wild Card Playoff loss vs. Minnesota, 1/5/20...Produced nine tackles apiece in back-to-back victories at Seattle, Sept. 22 and vs. Dallas, Sept. 29...Recorded seven solo tackles and two passes defended vs. Tampa Bay, Oct. 6...Made six tackles (five solo) and a pass defended in an effort where the defense only surrendered two field goals and 226 total net yards at Jacksonville, Oct. 13...Finished with a team-leading 11 tackles (seven solo), a sack and a pass defended vs. Atlanta, Nov. 10...Picked off Jameis Winston, posted a career-high four passes defended and added six tackles at Tampa Bay, Nov. 17...Finished with a team-leading 11 tackles (nine solo), one sack and one pass defended vs. Carolina, Nov. 24...Posted seven tackles (six solo) and a sack of Jimmy Garoppolo for a nine-yard loss vs. San Francisco, Dec. 8...Made three solo tackles and two passes defended vs. Indianapolis, Dec. 16...Dropped Ryan Tannehill for a ten-yard loss, led the team with 11 tackles (nine solo) and added one pass defended at Tennessee, Dec. 22. **2018** - Started all 16 regular season games and both postseason contests in first Saints campaign...Posted team-high 110 tackles (74 solo), tied a career-high with five sacks and added four passes defended, two forced fumbles and a fumble recovery. Became only the fourth player in Saints history to record at least 110 tackles and five sacks in a single season, joining LB Rickey Jackson (1984 and '86) and LB Vaughan Johnson (1993)...Recorded eight tackles (five solo) in season opener vs. Tampa Bay, Sept. 9...Recorded nine tackles (three solo) and one forced fumble, playing a key role in a run-stopping effort where New Orleans gave up only 3.4 yards per carry vs. Cleveland, Sept. 16, holding Carlos Hyde to only 43 yards on 16 carries (2.7 avg.)...Finished with a team-leading nine tackles (six solo), helping lead the front seven in a run-stopping effort that surrendered only 48 yards rushing on 22 carries (2.2 avg.) at Atlanta, Sept. 23...Named NFC Defensive Player of the Week at N.Y. Giants, Sept. 30, with a team-best 11 tackles (nine solo) and tied his career-high with two sacks for a 17-yard loss, with the Saints giving up only 299 total net yards...Recorded six tackles (five solo) as the Saints gave up only 39 yards rushing on 18 attempts (2.2 avg.), vs. Washington, Oct. 8...Finished with six tackles (five solo) and a pass defended, as New Orleans gave up only 77 yards rushing on 23 carries (3.3 avg.), at Baltimore, Oct. 21...Finished with six tackles (five solo) in Sunday night win at Minnesota, Oct. 28, as New Orleans surrendered only 85 yards rushing on 22 attempts (3.9 avg.)...Finished with a team-high seven tackles (five solo) vs. L.A. Rams, Nov. 4...Finished with five tackles (three solo) to tie for team lead at Cincinnati, Nov. 11...Finished with six tackles (five solo), a sack for seven yards, and one forced fumble vs. Atlanta, Nov. 22...Finished with 11 tackles (five solo) at Dallas, Nov. 29...Finished with eight tackles (seven solo) and a pass defended at Tampa Bay, Dec. 9...Led team with eight tackles (four solo), including a sack at Carolina, Dec. 17. Also recorded two passes defended...Recorded fifth sack of season, tying career-high, vs. Pittsburgh, Dec. 23. On Steelers' final play from scrimmage, a first-and-ten from the New Orleans 42-yard line, recovered a fumble at the New Orleans 35-yard line to clinch the victory. Finished with three total tackles...Made his postseason debut in the Divisional Playoff vs. Philadelphia, 1/13/19, and led the team with eight tackles...In the NFC Championship game vs. L.A. Rams, 1/20/19, led team with 14 tackles (10 solo), a one-yard interception return and a pass defended. **2017** - Started all 16 games for the Jets at inside linebacker and posted a team-best and a career-high 165 tackles (112 solo), a career-best five sacks, tied for second in NFL among inside linebackers, three passes defended and a fumble recovery...At



VETERANS

Buffalo, Sept. 10, led team in tackles (14). Also added a split sack...At Cleveland, Oct. 8, led the Jets in tackles for the fifth straight week (nine), adding a team-high four quarterback hits...Tied for the team lead in tackles (11) and added a fourth quarter nine-yard sack at Miami, Oct. 22...Vs. Buffalo, Nov. 2, tied for team lead in tackles (11). Added a three-yard sack in the second quarter and a fourth quarter fumble recovery that set up a touchdown on the next play...Vs. Carolina, Nov. 12, for eighth time of season, led Jets in tackles with 14. In the third quarter with Carolina backed up at their own 14-yard line, Davis recorded a third down sack to force a punt...At Denver, Dec. 10, recorded a career-high 16 tackles, including a stop for loss and a half-sack. Takedown brought Davis' total to team-best and career-high five. **2016**

- Voted as a season-long captain by his teammates in his only season in Cleveland, who signed him as an unrestricted free agent...Finished second on team with 99 tackles and added two sacks, two passes defended and one forced fumble...Dec. 18, at Buffalo, recorded ten tackles, tying season-high for third time in 2016...Nov. 10, at Baltimore, registered first sack of the season and finished with three tackles...Nov. 6, vs. Dallas, forced first fumble of season, matching a season-high with ten tackles.

2015 - Started all 16 games and finished with a team-high 114 tackles, five passes defended, two sacks and one fumble recovery for the Jets...Dec. 13, vs. Tennessee, earned second sack of the season when he took down Marcus Mariota for a 13-yard loss on fourth down to halt a fourth quarter drive...Nov. 12, vs. Buffalo, tied for the team lead with nine tackles (seven solo) and registered his first sack of the season...Oct. 4, at Miami, recorded three passes defended and four tackles...Nov. 27, vs. Philadelphia, registered 15 tackles (including two for loss) and recovered one fumble.

2014 - Started all 16 games for Jets and recorded 125 tackles (87 solo), 3.5 sacks, six passes defended, two fumble recoveries and two special teams stops...Dec. 28, at Miami, in fourth quarter, sacked Ryan Tannehill for a seven-yard loss and increased single-season sack total to 3.5. Finished with four tackles, a sack and a fumble recovery...Dec. 21, vs. New England, combined with Antonio Allen to drop Brady for eight-yard loss and tallied 12 tackles, a pass defended and one QB hit...Sept. 22, vs. Chicago, led the team with 12 total tackles and also recorded a half sack for loss of 0.5 yards, recovered a fumble and broke up a pass...Sept. 14, at Green Bay, recorded first-career multi-sack performance, finishing with two quarterback takedowns for a 22-yard loss. Also totaled seven tackles (including two for loss). **2013** - Started all 16 games for Jets, ranking second on team with 120 tackles (75 solo), a sack for a three-yard loss, an interception, a pass defended and six special teams stops...Nov. 2, vs. New Orleans, recorded his first-career interception when he picked off a first quarter Drew Brees pass...Sept. 22, vs. Buffalo, amassed nine tackles (one for loss) and recorded first career sack...Sept. 8, vs. Tampa Bay, logged seven tackles, including a touchdown-saving rundown of Vincent Jackson to help win the game.

2012 - Played in all 16 games with three starts as rookie. For New York Jets, finished second on team with 16 special teams tackles, also recording 33 defensive tackles (21 solo) and one fumble recovery...Nov. 22, vs. New England, recorded season-high eight tackles.

COLLEGE - Played in 48 career games at Arkansas State, starting the final 37. Amassed 230 career tackles, seven sacks, five forced fumbles and three fumble recoveries, including one returned 53 yards for a touchdown...Added seven passes defended and four interceptions, including a 75-yard TD...Three-time All-Sun Belt Conference...Earned bachelor's degree in communications...Named to Arkansas State's Athletic Director's Honor Roll and Sun Belt Conference Academic Honor Roll multiple times.

PERSONAL - Prepped at Brandon (Miss.) HS and led the team to its 14th playoff appearance in a 16-year period...Recorded 81 tackles, six interceptions and one sack as senior...2006 All-Region 3-5A, Mississippi Athletic Conference first-team All-State and *Clarion Ledger* All-Metro selection...Played mostly wide receiver as sophomore and junior...Recorded four touchdowns and 386 receiving yards as a senior team captain...Starter on the basketball team and competed in the high jump in track & field...Cousin of the late Steve McNair, the standout quarterback for the Tennessee Titans (1995-2005) and Baltimore Ravens (2006-07)...Held an internship with the United Way in Washington D.C. in 2017...Participated in the Willie Colon Alliance for Lupus Research (ALR) Golf Outing, benefiting the ALR Jean Davis Research Grant...Partnered with Saks Fifth Avenue as part of the "Taste of the New York Jets" on a fashion show with teammates to raise funds for the Food Bank for New York City...Founded the Devoted Dreamers Academy and hosts annual youth summer camps for middle school youth in Jackson, as well as sponsoring his own seven-on-seven team in Mississippi...In June, announced his vision of the Devoted Dreamers Academy, a school that will be designed to served New Orleans youth thorough sports, academics and mentorship...An active participant in the team's social justice initiatives in the community, representing the club in the Saints-Pelicans Social Justice Alliance...In 2018, gifted a handicapped accessible van for the family of a teenager Sam Butler, who he befriended while recovering from a shooting...Distributed Christmas gifts to underprivileged children on behalf of the Fore Kids Foundation in 2018...In 2019, partnered with the United Way to help raise money for those affected by the Flint, Mich. water crisis, personally visiting Flint...Participated in the 2019 Saints Hall of Fame Golf Tournament...In 2020, partnered with the United Way of Southeast Louisiana with a matching donation to the Hospitality Cares Pandemic Response Fund, which provides aid and assistance in the form of crisis grants to hospitality workers in need...For the 2020 postseason, spearheaded a campaign through his foundation and in collaboration with the Athletes Corner to donate over 16,000 meals to a local food bank...At the 2021 NFL Draft in Cleveland, announced the team's third round pick, CB Paulson Adebo on behalf of the team and the league...Last Summer, Demario and Tamela hosted three "Dinner with the Davises" events at A.L. Davis Park and in Kenner, where they served a sit down dinner to select local residents...The event was designed to promote and encourage family dinner time...Davis enlisted teammates in November for his first annual "Dining for Dreams" celebrity waiter dinner event to raise money for the foundation as well as Hurricane Ida relief efforts locally...Participated in the Zurich Classic's Celebrity Shootout event in April to raise funds and bring awareness to Devoted Dreamers...Born January 11, 1989 in Collins, Miss..



DEMARIO DAVIS

Year	Team	GP	GS	TACKLES				Yds	INTERCEPTIONS				FUMBLES				
				Tot	Solo	Asst	Sk		No	Yds	Lg	TD	PD	FF	FR	Yds	
2012	N.Y. Jets	16	3	33	21	12	0.0	0.0	0	0	0	0	0	0	1	0	0
2013	N.Y. Jets	16	16	120	75	45	1.0	3.0	1	0	0	0	1	0	0	0	0
2014	N.Y. Jets	16	16	125	87	38	3.5	33.0	0	0	0	0	6	0	2	0	0
2015	N.Y. Jets	16	16	118	75	43	2.0	14.0	0	0	0	0	5	0	1	0	0
2016	Cleveland	16	15	99	59	40	2.0	20.0	0	0	0	0	2	1	0	0	0
2017	N.Y. Jets	16	16	165	112	53	5.0	21.5	0	0	0	0	3	0	1	12	0
2018	New Orleans	16	16	110	74	36	5.0	43.0	0	0	0	0	4	2	1	0	0
2019	New Orleans	16	16	111	87	24	4.0	37.0	1	1	1	1	12	0	0	0	0
2020	New Orleans	16	16	119	73	46	4.0	36.0	0	0	0	0	5	0	0	0	0
2021	New Orleans	16	16	105	70	35	3.0	16.0	0	0	0	0	7	0	0	0	0
NFL totals		160	146	1105	733	372	29.5	223.5	2	1	1	0	45	3	6	12	0
Saints totals		64	64	445	304	141	16.0	132.0	1	1	1	0	28	2	1	0	0

ADDITIONAL STATISTICS: Special Teams Tackles — (2012, 16); (2013, 6); (2014, 2) Total: 24.

CAREER HIGHS: Tackles — 16, at Denver (12/10/17); Sacks — 2 (3x), at Green Bay (9/14/14), at N.Y. Giants (9/30/18) and at Seattle (10/25/21); Interceptions — 1 (2x), vs. New Orleans (11/3/13) and at Tampa Bay (11/17/19); Passes Defensed — 4, at Tampa Bay (11/17/19); Forced Fumbles — 1 (3x), last vs. Atlanta (11/22/18); Fumble Recoveries — 1 (6x), last vs. Pittsburgh (12/23/18).

POSTSEASON

Year	Team	GP	GS	TACKLES				Yds	INTERCEPTIONS				FUMBLES				
				Tot	Solo	Asst	Sk		No	Yds	Lg	TD	PD	FF	FR	Yds	
2018	New Orleans	2	2	22	15	7	0.0	0.0	1	1	1	0	1	0	0	0	0
2019	New Orleans	1	1	7	4	3	0.0	0.0	0	0	0	0	2	0	0	0	0
2020	New Orleans	2	2	14	12	2	1.0	10.0	0	0	0	0	0	0	0	0	0
NFL Totals		5	5	43	31	12	1.0	10.0	1	1	1	0	3	0	0	0	0

POSTSEASON CAREER HIGHS: Tackles — 14, vs. L.A. Rams (1/20/19); Sacks — 1, vs. Tampa Bay (1/17/21); Interceptions — 1, vs. L.A. Rams (1/20/19); Passes Defensed — 2, vs. Minnesota (1/5/20); Forced Fumbles — 0; Fumble Recoveries — 0.



BRANDON DILLON

86 TE

HEIGHT: 6-5 • WEIGHT: 250

COLLEGE: MARIAN

JOINED SAINTS: FA-22

NFL EXPERIENCE: 2

BORN: 4/30/97

NFL CAREER — This former Marian standout was signed by New Orleans prior to the start of training camp and will compete for a roster spot after appearing in five games for the Minnesota Vikings from 2019-21, where he recorded one six-year reception.

CAREER TRANSACTIONS — Signed by New Orleans Saints, 6/21/22; Waived by New York Jets, 5/9/22; Signed by Jets to a reserve/future contract, 1/10/22; Signed to Jets practice squad, 12/29/21; Vikings practice squad contract terminated, 12/28/21; Signed to Vikings practice squad, 9/20/21; Waived by Vikings, 9/18/21; Signed by Vikings to a reserve/future contract, 1/5/21; Vikings practice squad contract terminated, 12/8/20; Standard practice squad elevation to Vikings active roster, 12/5/20; Standard

VETERANS

elevation to Vikings active roster, 11/28/20; Elevated to Vikings active roster (COVID-19 Replacement), 11/15/20; Signed to Vikings practice squad, 9/6/20; Waived by Vikings, 9/5/20; Signed by Vikings to reserve/future contract, 1/12/20; Signed to Vikings practice squad, 9/11/19; Waived by Vikings, 9/10/19; Signed by Minnesota Vikings as an undrafted free agent, 5/3/19.

2021- Played in season opener for Vikings at Cincinnati, Sept. 12. Spent 13 Weeks on Vikings practice squad and final two weeks of season on Jets practice squad. **2020-** Played in three games for Minnesota and caught a pass for a six-yard gain in win over Carolina, Nov. 29. **2019-** Played in season opener for Minnesota vs. Atlanta, Sept. 8, recording no statistics. Spent remainder of season on Viking practice squad.

COLLEGE - Standout at small NAIA school Marian, located in Indianapolis, earning first-team All-Mid State Football Association honors as a junior and senior...Marian went 40-7 in his tenure...Part of successful Marian program that won NAIA national title as a freshman in 2015 with a 12-2 mark, topping Southern Oregon for the national title... Helped Crusaders to NAIA playoffs as a senior, going 10-1...Is the second Marian player to play in an NFL contest, joining WR Krishawn Hogan, who played for New Orleans in 2019...Garnered NAIA All-America as a senior with 35 catches for 603 yards (17.2 avg) with five TDs while playing in all 11 games, after which he was selected to play in the NFLPA Collegiate Bowl...As a junior, had 34 catches for 532 yards and four TDs as squad went 7-3....Earned degree in business management from Marian, graduating in a private ceremony on campus the day before departing for Vikings rookie minicamp.

PERSONAL - Went to tiny Class 1A Carroll (Flora, Ind.) HS, the smallest class in Indiana, and had 70 students in his class...Named Class 1A All-State in football as a junior and senior and All-Area both years in basketball along with being a baseball standout...Younger brother Darren, plays on the offensive line at Marian.

BRANDON DILLON

Year	Team	GP	GS	RECEIVING				
				No	Yds	Avg	Lg	TD
2019	Minnesota	1	0	0	0	-	-	0
2020	Minnesota	3	0	1	6	6.0	6	0
2021	Minnesota	1	0	0	0	-	-	0
NFL Totals		5	0	1	6	6.0	6	0

CAREER HIGHS: **Receptions** — 1, vs. Carolina (11/29/20); **Receiving Yards** — 6, vs. Carolina (11/29/20); **Long Reception** — 6, vs. Carolina (11/29/20); **Receiving TDs** — 0; **All Purpose Yards** — 6, vs. Carolina (11/29/20).



FOOTBALL



VETERANS



**ANDREW
DOWELL**

**50
LB**

HEIGHT: 6-0 • WEIGHT: 238
COLLEGE: MICHIGAN STATE
JOINED SAINTS: FA-17
NFL EXPERIENCE: 2
BORN: 1/16/96

NFL CAREER – After originally signing with the Dallas Cowboys as an undrafted free agent in 2019, Dowell joined the Saints at the end of his rookie season and spent the majority of the 2020 campaign on the Saints practice squad, before making his NFL Debut in the regular season finale. In 2021, Dowell made a huge impact on special teams, appearing in 16 games posting one defensive tackle and 14 special teams stops, good for second on the team and tied for fifth-best in the league. He also blocked one punt. Dowell was the only player in the NFL to record five special teams tackles in a single game in 2021.

CAREER TRANSACTIONS – Signed by the Saints to reserve/future contract, 1/18/21; COVID-19 Elevation to practice squad (COVID-19) by the Saints, 1/2/21; Agreed to terms on a practice squad contract with New Orleans, 9/6/20; Waived by New Orleans, 9/5/20; Signed by the New Orleans Saints to a reserve/future contract, 1/6/20; Signed by the Saints to the practice squad, 11/20/19; Waived by the Cowboys, 8/11/19; Signed by the Cowboys, 5/1/19.

2021 – Appeared in 16 games posting one defensive tackle and 14 special teams stops, good for second on the team and tied for fifth-best in the league. Also blocked one punt...Vs. Green Bay, Sept. 12, played on defense and special teams and recorded a tackle...Played on special teams and recorded one tackle and his first career blocked punt, at New England, Sept. 26...At Washington, Oct. 10, played on special teams and recorded a tackle...At Tennessee, Nov.14, inactive...Played on special teams and recorded two tackles, at Philadelphia, Nov. 21...Vs. Dallas, Dec. 2, Played on special teams and finished with a tackle...Played on special teams and finished with two tackles at N.Y. Jets, Dec. 12...At Tampa Bay, Dec. 19, played on special teams and finished with five tackles (four solo). Became first National Football League player in 2021 to record five special teams stops...Vs. Miami, Dec. 27, played on special teams and finished with one tackle...At Atlanta, 1/9/22, played on special teams and recorded one tackle to finish season with 14. **2020** – Spent first the 16 weeks on the New Orleans practice squad...Made his NFL debut in Week 17 at Carolina, 1/3/21. **2019** – Spent the offseason and start of training camp as a member of the Dallas Cowboys.

COLLEGE – Four-year letterwinner and three-year starter at linebacker for Michigan State, posting 260 tackles, including 15 stops for losses with 5.5 sacks, 16 passes defended, three fumble recoveries, two forced fumbles and one interception... As a senior in 2018, named honorable mention All-Big Ten, starting all 13 games and posting a career-best 97 tackles, 8.5 tackles for loss, nine breakups and 3.5 sacks...Started all 13 games as a junior and ranked second on team with 74 tackles,

VETERANS

2.5 stops for losses, one sack, four passes defended, one forced fumble and one fumble recovery...As a sophomore, fourth on team with 67 tackles, starting 8-of-12 games played...As a true freshman, played in 13 games, primarily on special teams, and led unit with ten tackles...Graduated with a bachelor's degree in advertising management and currently working towards a master's degree.

PERSONAL – Attended St. Edward (Lakewood, Ohio) HS, rushing 47 times for 241 yards (5.1 avg.) with six touchdowns and catching ten passes for 148 yards and three TDs as a senior...Also started at safety as a senior, notching 153 stops, six picks - three for touchdowns - and 11 passes defended...Ranked among nation's Top 300 prospects by Scout.com (No. 197)...Rated among the country's top running backs by Scout.com (No. 26) and 247Sports.com (40)...Listed among Midwest's top seniors by ESPN.com (No. 116)...Ranked among Ohio's top prospects by Scout.com (No. 10), 247Sports.com (21) and ESPN.com (48)...AP Division I All-Ohio first-team and Cleveland.com All-Star Team as senior...Elected National Football Foundation Scholar-Athlete...Led St. Edward's 31-21 win over Huber Heights Wayne in 2014 Division I state championship...Played basketball and ran track... Born Nov. 16, 1996.

ANDREW DOWELL

Year	Team	GP	GS	Tot	TACKLES			Yds	INTERCEPTIONS					FUMBLES			
					Solo	Asst	Sk		No	Yds	Lg	TD	PD	FF	FR	Yds	
2020	New Orleans	1	0	0	0	0	0.0	0.0	0	0	0	0	0	0	0	0	0
2021	New Orleans	16	0	1	1	0	0.0	0.0	0	0	0	0	0	0	0	0	0
NFL Totals		17	0	1	1	0	0.0	0.0	0	0	0	0	0	0	0	0	0

ADDITIONAL STATISTICS: Special Teams Tackles — (2021, 14) Total: 14; Blocked Punts — (2021, 1) Total: 1

CAREER HIGHS: Tackles — 1, vs. Green Bay (9/12/21); Solo Tackles — 1, vs. Green Bay (9/12/21); Special Teams Tackles — 5, at Tampa Bay (12/19/21).



KADEN ELLISS

HEIGHT: 6-3 • WEIGHT: 240

COLLEGE: IDAHO

JOINED SAINTS: D7B-19

NFL EXPERIENCE: 4

BORN: 6/10/95

55 LB

NFL CAREER – Kaden Elliss was selected by the Saints with their second of two seventh round draft choices (244th overall) in the 2019 NFL Draft out of the University of Idaho. Elliss is a strong, athletic player with coverage, pass rush and run-stopping abilities who saw his role expand on defense in addition to refining his craft on special teams. In 2021, he appeared in 13 games with one start and recorded 13 tackles (six solo), his first career sack and a fumble recovery while adding four special teams stops. The son of former National Football League standout Luther Elliss, he will look to play a bigger role for New Orleans in 2022, utilizing his combination of strength, speed and size.

VETERANS

CAREER TRANSACTIONS – Activated from Reserve/COVID-19, 12/19/21; Placed on Reserve/COVID-19, 12/23/21; Activated from Reserve/COVID-19, 8/7/20; Placed on Reserve/COVID-19, 8/6/20; Placed on Injured Reserve, 9/25/19; Signed four-year contract, 5/10/19; Selected in the seventh round (244th overall) of the 2019 NFL Draft.

2021 – Appeared in 13 games with one start and recorded 13 tackles (six solo) his first career sack and a fumble recovery, while adding four special teams stops... Vs. Green Bay, Sept. 12, saw action on defense and special teams, recovering one fumble in New Orleans' 38-3 win...At Carolina, Sept. 19, saw action at linebacker and on special teams, recording a coverage tackle...At New England, Sept. 26, recorded a career-high four tackles (three solo) in the 28-13 road win...Vs. N.Y. Giants, Oct. 3, saw time on defense and special teams, recorded three tackles (one solo)...Vs. Atlanta, Nov. 7, saw time on defense and special teams, recording three tackles...At Tennessee, Nov. 14, made the first start of his career at LB and saw time on special teams, recording one solo tackle and one special teams stop...Vs. Buffalo, Nov. 25, had one solo tackle and recorded his first career sack...Missed the next four contests with a hamstring injury as well as being placed on the Reserve/COVID-19 list...At Atlanta, 1/9/22, recorded one tackle and one special teams stop. **2020** – Appeared in 15 games and two postseason contests recording five special teams tackles (four solo)...At Detroit, Oct. 4, saw action on defense and on special teams, recording one special teams tackle...Vs. L.A. Chargers, Oct. 12, saw action on special teams and recorded one tackle...At Chicago, Nov. 1, appeared on special teams, recording an assisted tackle...At Tampa Bay, Nov. 8, saw action on special teams, recording one coverage stop...Vs. San Francisco, Nov. 15, played on special teams...Vs. Kansas City, Dec. 20, played on special teams and recorded one tackle. **2019** – Played in the first three games of 2019, posting one assisted tackle on special teams...Vs. Houston, Sept. 9, made NFL regular season debut on special teams...Had first career stats at L.A. Rams, Sept. 15, recording one assisted special teams stop.

COLLEGE – In four seasons at the University of Idaho, amassed 288 stops, 47 tackles for loss and 17 sacks, starting 47-of-48 games...As a senior, started all 11 games and was named All-Big Sky first-team and to the National Football Foundation and College Hall of Fame Hampshire Honor Society...Recorded 60 tackles (41 solo), seven sacks, three passes defended, one forced fumble and one fumble recovery... The team leader with 16 tackles for loss and ranked second in the Big Sky Conference in stops for loss and third in sacks. Also caught three passes for 20 yards...As a junior, named second-team All-Sun Belt Conference at LB and started all 12 games recording six sacks, two fumbles, ranked third in conference with 16 tackles for loss and second in conference with 15 solo tackles for loss...Also played on offense at tight end and wide receiver recording seven receptions for 156 yards and two TDs... First FBS player to record a sack and a touchdown reception in the same game since 2013, accomplishing the feat twice...As a sophomore, named All-Sun Belt Honorable Mention and finished with 65 total tackles, eight tackles for loss, five interceptions, one returned for a touchdown and two fumble recoveries...As a true freshman, finished second on team with 83 tackles, four quarterback hurries and one sack...Graduated with a bachelor's degree in operations management.

PERSONAL - Named Utah High School Athletic Association Most Valuable Player in 2013 after leading Judge Memorial Catholic (Salt Lake City, Utah) HS to its first

VETERANS

state championship in 30 seasons as the team's starting quarterback and defensive end....Earned *Deseret News* 3A MVP...Threw for 714 yards and nine touchdowns, added 921 rushing yards and 16 TDs on ground and on defense, registered 52 tackles and one interception...Honor roll member throughout high school...In 2020, spoke about the importance of athletic-educational balance at Sacred Heart School... Played in the 2022 Saints Hall of Fame Golf Tournament...One of 12 children...Father, Luther, is the University of Utah's defensive tackles coach and was a 12-year NFL veteran and a two-time Pro Bowl selection...Younger brotherm Christian also played for the Vandals and is currently a member of the Philadelphia Eagles.

KADEN ELLISS

FUMBLES				TACKLES				INTERCEPTIONS								
Year	Team	GP	GS	Tot	Solo	Asst	Sk	Yds	No	Yds	Lg	TD	PD	FF	FR	Yds
2019	New Orleans	3	0	0	0	0	0.0	0.0	0	0	0	0	0	0	0	0
2020	New Orleans	15	0	0	0	0	0.0	0.0	0	0	0	0	0	0	0	0
2021	New Orleans	13	1	13	6	7	1.0	3.0	0	0	0	0	0	0	1	0
NFL Totals		31	1	13	6	7	1.0	3.0	0	0	0	0	0	0	1	0

ADDITIONAL STATISTICS: Special Teams Tackles — (2019, 1); (2020, 5); (2021, 4) **Total: 10**

CAREER HIGHS: Tackles — 4, at New England (9/26/21); Solo Tackles — 3, at New England (9/26/21); Sacks — 1, vs. Buffalo (11/25/21); Passes Defensed — 0; Forced Fumbles — 0; Fumble Recoveries — 1, vs. Green Bay, (9/12/21); Special Teams Tackles — 1 (10x), last at Atlanta (1/9/22).



JUSTIN EVANS

30 S

HEIGHT: 6-0 • WEIGHT: 199
COLLEGE: TEXAS A&M
JOINED SAINTS: FA-22
NFL EXPERIENCE: 5
BORN: 8/26/95

NFL CAREER – Healthy after rehabbing from lower leg injuries the last three years that hampered him, Justin Evans enters 2022 looking to compete for a roster spot with the New Orleans Saints. The former Texas A&M standout previously spent two seasons with the Tampa Bay Buccaneers where he appeared in 24 games with 21 starts. For his career, Evans has recorded 124 tackles (92 solo), four interceptions, eight passes, a 34-yard fumble return for a touchdown and two special teams stops.

CAREER TRANSACTIONS – Agreed to terms with Saints, 4/4/22; Waived by Buccaneers, 12/23/20; Activated from Reserve/PUP by Buccaneers, 12/23/20; Placed on Reserve/PUP by Buccaneers, 9/5/20; Placed on Injured Reserve by Buccaneers, 9/10/19; Placed by Buccaneers on Injured Reserve, 12/18/18; Placed by Buccaneers on Injured Reserve, 12/20/17; Signed by Buccaneers to a four-year contract, 5/25/17. Selected by the Buccaneers in the second round (50th overall) of the 2017 NFL Draft.

VETERANS

2021 – Spent season out of football. **2020** – Spent first four months of season on Reserve/PUP with Buccaneers. **2019** – Spent season on Injured Reserve (Achilles). **2018** – Started all 10 games he played, recording 59 tackles, including one for loss, one interception, two passes defended, and one fumble recovery that he returned 34 yards for a touchdown...Posted five tackles and first career fumble recovery, which he returned 34 yards for a TD, in season-opening win at New Orleans, Sept. 9...Served as captain in win vs. Philadelphia, Sept. 16, recording six tackles and one pass defended, which ended an Eagles drive in Buccaneers territory...Intercepted Ben Roethlisberger and posted six tackles vs. Pittsburgh, Sept. 24...Logged four tackles, including one for loss, at Atlanta, Oct. 14...Tied for team lead with eight tackles, in win vs. Cleveland, Oct. 21...Tied for team lead with eight stops, vs. Cincinnati, Oct. 28...Registered seven tackles at Carolina, Nov. 4...Led team with career-high nine tackles vs. Washington, Nov. 11...Recorded two tackles in win vs. Carolina, Dec. 2, before leaving game with toe injury...Inactive Weeks 13-14 due to recurring toe injury...Placed on Injured Reserve, Dec. 18. **2017** – Started all ten games he played in and posted 59 tackles (43 solo), three interceptions, tied for fourth among NFL rookies six passes defended and two special teams stops...Recorded a special teams tackle in NFL debut vs. Chicago, Sept. 17... Against New England on Thursday Night Football, Oct. 5, made first career start, recording nine tackles and his first career interception. He was the first rookie to intercept Tom Brady since 2014 (NYJ CB Marcus Williams)...Led team with career-high eight tackles, including one for loss, at Atlanta, Nov. 26.

COLLEGE – Spent two seasons at Texas A&M (2015-16), totaling 165 tackles (six for loss), 14 passes defended and five interceptions, while returning 17 kickoffs for 474 yards (27.9 average)...As a senior (2016), was a second-team All-SEC selection and a semifinalist for the Thorpe Award (given annually to the best defensive back in the nation) after registering 87 tackles (five for loss), 10 passes defended and a team-leading four interceptions...Also served as the Texas A&M's primary kick returner, with 15 kickoff returns for 428 yards (28.5), including a 90-yard return...Had two interceptions against UCLA (9/3/16), including one to end a potential game-winning drive for the Bruins...In his first season with the Aggies, tallied 78 tackles (one for loss), four passes defended and one interception...Prior to his time at Texas A&M, spent two seasons at Mississippi Gulf Coast Community College... As a sophomore (2014), earned second-team all-conference honors after posting 39 tackles and six passes defended, along with an interception...Made an immediate impact as a freshman (2013), registering 47 tackles, seven passes defended and five interceptions, including two returned for touchdowns...Recreation, park and tourism sciences major.

PERSONAL – Attended Stone (Wiggins, Miss.) HS...In 2017, visited Lopez Elementary School in Seffner, Fl., to present a \$10,000 Fuel Up to Play 60 Hometown Grant, an initiative developed by the NFL to provide grants to support physical activity and nutrition programs in school districts...In 2017, visited patients battling illness at All Children's Hospital in St. Petersburg to raise their spirits during the holidays...In 2017, toured MacDill Air Force Base to greet servicemen and service-women and learn about the important role that the base plays in the Tampa community and beyond...In 2017, went go-karting with first-year members from Tampa Fire Rescue...Born Justin Evans on August 26, 1995.




JUSTIN EVANS

FUMBLES			TACKLES					INTERCEPTIONS								
Year	Team	GP	GS	Tot	Solo	Asst	Sk	Yds	No	Yds	Lg	TD	PD	FF	FR	Yds
2017	Tampa Bay	14	11	65	49	16	0.0	0.0	3	28	15	0	6	0	0	0
2018	Tampa Bay	10	10	59	43	16	0.0	0.0	1	0	0	0	2	0	1	34
NFL totals		24	21	124	92	32	0.0	0.0	4	28	15	0	8	0	1	34

ADDITIONAL STATISTICS: Special Teams Tackles — (2017, 2) Total: 2

CAREER HIGHS: Tackles — 9 (2x), last vs. Washington (11/11/18); Interceptions — 1 (3x), last vs. Pittsburgh (9/24/18); Sacks — 0; Passes Defensed — 2, vs. New England (10/5/17); Forced Fumbles — 0; Fumble Recoveries — 1, at New Orleans, 9/9/18.



C.J. GARDNER-JOHNSON **22**
DB
 HEIGHT: 6-0 • WEIGHT: 208
 COLLEGE: FLORIDA
 JOINED SAINTS: D4-19
 NFL EXPERIENCE: 4
 BORN: 12/20/97

NFL CAREER – The Saints were looking to improve their versatility in the secondary when they drafted C.J. Gardner Johnson in the fourth round (105th overall) of the 2019 NFL Draft out of Florida. Gardner-Johnson has proven to be a solid tackler who is willing to play with physicality while also showing ability to play in both zone and press coverages and serve as a solid contributor in the New Orleans defensive backfield. He’s played in 43 career games with 31 starts, posting 157 tackles, three sacks, five interceptions, 28 passes defensed, one forced fumble, one fumble recovery and four special teams stops.

CAREER TRANSACTIONS – Activated from Injured Reserve, 12/11/21; Placed on Injured Reserve (foot), 11/13/21; Signed to a four-year contract, 5/10/19; Selected in the fourth round (105th overall) of the 2019 NFL Draft.

HONORS – **2019:** All-Rookie (PFWA).

2021 – Started 11 of the 12 games he appeared in during his third season with the Black and Gold...Finished with 46 tackles (32 solo), a career-high two sacks, a career-best three interceptions, tied for the team lead and seven passes defensed... Started and finished with two solo tackles in 38-3 win over Green Bay, Sept. 12... Inactive (knee) at Carolina, Sept. 19...Returned to starting lineup and tallied five tackles (four solo) with two stops for loss, one sack and one pass defense at New England, Sept. 26...Started and finished with five tackles (three solo) at Washington, Oct. 10...Started and recorded five tackles (two solo), one quarterback hit and a pass defense in Monday Night Victory at Seattle, Oct. 25...Started and recorded six tackles (five solo), picked off QB Tom Brady for a 26-yard return and added one pass defensed vs. Tampa Bay, Oct. 31...Started and finished with two tackles (one solo)



VETERANS

and defended a pass vs. Atlanta, Nov. 7...Placed on Injured Reserve (foot), Nov. 13 until being activated, Dec. 8...Returned to the field in win at N.Y. Jets, Dec. 12, and finished with one tackle...Started and recorded a team-high seven tackles (six solo), his second interception of the season against Brady and a pass defended in Sunday Night Football 9-0 shutout win at Tampa Bay, Dec. 19...Started and recorded seven tackles (five solo) and one stop for loss vs. Miami, Dec. 27...Started and recorded one solo tackle, a stop for loss, two quarterback hits, one sack, a game-clinching interception of QB Sam Darnold and a pass defense vs. Carolina, 1/2/22...Started season finale at Atlanta, 1/9/22, and finished with four (three solo) tackles and a pass defended.

2021 GAME BY GAME

Date	Opp.	GP	ST	SOLO	AST	TOT	SACK / YDS	INT / YDS	PD	FF	FR
9/12	GB	X	X	2	0	2	0 0	0 0	0	0	0
9/19	@CAR						INACTIVE (KNEE)				
9/26	@NE	X	X	4	1	5	1 5	0 0	1	0	0
10/3	NYG	X	X	0	1	1	0 0	0 0	0	0	0
10/10	@WFT	X	X	3	2	5	0 0	0 0	0	0	0
10/25	@SEA	X	X	2	3	5	0 0	0 0	1	0	0
10/31	TB	X	X	5	1	6	0 0	1 26	1	0	0
11/7	ATL	X	X	1	1	2	0 0	0 0	1	0	0
11/14	@TEN						INJURED RESERVE (FOOT)				
11/21	@PHI						INJURED RESERVE (FOOT)				
11/25	BUF						INJURED RESERVE (FOOT)				
12/2	DAL						INJURED RESERVE (FOOT)				
12/12	@NYJ	X		0	1	1	0 0	0 0	0	0	0
12/19	@TB	X	X	6	1	7	0 0	1 1	1	0	0
12/27	MIA	X	X	5	2	7	0 0	0 0	0	0	0
1/2	CAR	X	X	1	0	1	1 9	1 18	1	0	0
1/9	@ATL	X	X	3	1	4	0 0	0 0	1	0	0
2021 Season		12	11	32	14	46	2 14	3 45	7	0	0

2020 – Played in 15 regular season games with 13 starts and recorded 65 tackles (51 solo), a sack, an interception and team-high 13 passes defended. Added ten tackles (seven solo) and a pass defended in two postseason contests...Started in the nickel and finished with a career-high and team-leading ten tackles and a pass defense in opening win vs. Tampa Bay, Sept. 13...Started at left cornerback and led team with six tackles (five solo) at Detroit, Oct. 4...Recorded five solo tackles and a pass defense vs. Carolina, Oct. 25...Started at cornerback and tied for team lead in tackles with eight (seven solo) and added a special teams stop at Chicago, Nov. 1...Started at cornerback and recorded two tackles (one solo) at Tampa Bay, Nov. 8...Started at cornerback and recorded first career sack in third quarter, finishing third on the team with eight tackles (six solo) vs. San Francisco, Nov. 15...Started in the nickel and recorded four tackles (two solo) and two passes defended vs. Atlanta, Nov. 22, as New Orleans didn't surrender a touchdown...Started and recorded his second career pick, an assisted tackle and two passes defended in 31-3 victory at Denver, Nov. 29...Started at left cornerback and finished with a pass breakup at Atlanta, Dec. 6...Started and finished with five tackles (four solo) and a pass breakup at Philadelphia, Dec. 13...Recorded a career-high three passes defended and four tackles (two solo) vs. Kansas City, Dec. 20. Extended streak of breaking up at least one pass to six consecutive contests...Started in nickel package and finished with three tackles (two solo) and a pass breakup vs. Minnesota, Dec. 25...Placed on Reserve/COVID-19 list, 12/30...Reinstated, 1/8/21...Started in the nickel package in the NFC Wild Card Playoff win and led the team with eight tackles (six solo) vs. Chicago, 1/10/21...Started at left cornerback in NFC Divisional Playoff loss and finished with two tackles

(one solo) and a pass defense vs. Tampa Bay, 1/17/21. **2019** – Appeared in all 16 regular season games with seven starts and finished with 46 tackles (35 solo), an interception, eight passes defended, a forced fumble, a fumble recovery and three special teams stops. Sixth on team in tackles and third in passes defended...Made first career start at strong safety at Chicago, Oct. 20, and notched six solo tackles and two passes defended...Started in nickel package vs. Arizona, Oct. 27, and finished with five tackles (three solo) and two passes defended as Saints surrendered only 237 total net yards...Started at Tampa Bay, Nov. 17, and finished with three solo tackles and a pass defended...Started vs. Carolina, Nov. 24, and finished with six tackles (three solo) in 34-31 win...On Thanksgiving win at Atlanta, Nov. 28, recorded first career interception...Started at strong safety vs. Indianapolis, Dec. 16, and finished with team-leading and season-high eight tackles, two stops for loss and a pass defended. Left in third quarter (concussion)...Started at strong safety, at Tennessee, Dec. 22, and tied season-high with eight tackles - five solo - and tallied first career forced fumble and fumble recovery...Started in the nickel in NFC Wild Card Playoff Game vs. Minnesota, 1/5/20, and posted three tackles (two solo) and a pass defense.

COLLEGE – In three seasons at Florida, played in 37 games with 26 starts and posted 161 tackles (91 solo), four sacks, nine interception returns for 301 yards, three returned for touchdowns and 17 passes defended...Played in all 13 games in 2018 and started 12, totaling 71 tackles, four interceptions (two returned for TDs), tied for second in SEC, two passes defended, nine stops for loss, three sacks and two quarterback hurries...In 2017, started all 11 games at safety. Finished season with 58 tackles, two interceptions, seven passes defended, six stops for loss and a sack...Appeared in all 13 contests as a freshman in 2016 and started Florida's final three games as one its starting safeties. Led Gators with eight coverage tackles, as a key member on special teams. Totaled 32 tackles, three passes defended, three interceptions (one returned for a TD) and a half stop for loss. Three picks tied for second-most on team. Recorded two tackles and two interceptions (one returned for a TD) in Outback Bowl vs. Iowa. Tallied the first multi-interception game by a Florida freshman since 2004. Named the Outback Bowl MVP for his standout performance and he was only the fourth UF DB to be named a Bowl MVP. Became only second true freshman in program history to win a Bowl MVP Award, joining Emmitt Smith (1987). Named to ESPN's, *Sports Illustrated's* and the *AP's* All-Bowl Team.

PERSONAL – Led Cocoa (Fla.) HS to a 10-3 record and reached the Florida 4A state semifinals in his senior year when he finished with 55 tackles, four sacks and two picks, while also running for six touchdowns and catching five TDs...Was a three-sport high school star in football, basketball and track and field...Named Class 2A Florida Dairy Farmers Track and Field Athlete of the Year in 2015, excelling in the 100-meter and 200-meter dash... Played in the 2016 Under Armour All-American Game in Orlando, Fla. and was named to *USA Today's* All-Florida first team...With his mother having served as a foster parent, Gardner-Johnson has a passion for engaging with and helping foster children, conducting volunteer work with local organizations such as Boys Town Louisiana and Covenant House New Orleans...Appeared on a New Orleans-themed segment of NBC's Today Show in Jackson Square in March with Hoda Kotb and Jenna Hager, along with teammate Cameron Jordan...Visited with and encouraged finishers at the Crescent City Classic...In April, participated in a Hancock Whitney Play Football Experience with youth from Montegut Elementary School...Participated in the 2022 Saints Hall of Fame Golf Tournament...In June, teamed up with Old Spice to host a School of Swagger youth camp in Chalmette... Born on Dec. 20, 1997.



C.J. GARDNER-JOHNSON

Year	Team	GP	GS	Tot	TACKLES			Yds	INTERCEPTIONS					FUMBLES		
					Solo	Asst	Sk		No	Yds	Lg	TD	PD	FF	FR	Yds
2019	New Orleans	16	7	46	35	11	0.0	0.0	1	28	28	0	8	1	1	37
2020	New Orleans	15	13	65	51	14	1.0	6.0	1	3	3	0	13	0	0	0
2021	New Orleans	12	11	46	32	14	2.0	14.0	3	45	26	0	7	0	0	0
NFL totals		43	31	157	118	39	3.0	20.0	5	76	28	0	28	1	1	37

ADDITIONAL STATISTICS: Special Teams Tackles — (2019, 3); (2020, 1) Total: 4

CAREER HIGHS: Tackles — 10, vs. Tampa Bay (9/13/20); Solo Tackles — 9, vs. Tampa Bay (9/13/20); Sacks — 1, vs. San Francisco (11/15/20); Passes Defensed — 3, vs. Kansas City (12/20/20); Forced Fumbles — 1, at Tennessee (12/22/19); Fumble Recoveries — 1, at Tennessee, (12/22/19); Special Teams Tackles — 1 (4x), last at Chicago (11/1/20).

POSTSEASON

Year	Team	GP	GS	Tot	TACKLES			Yds	INTERCEPTIONS					FUMBLES		
					Solo	Asst	Sk		No	Yds	Lg	TD	PD	FF	FR	Yds
2019	New Orleans	1	1	3	2	1	0.0	0.0	0	0	0	0	1	0	0	0
2020	New Orleans	2	2	10	7	3	0.0	0.0	0	0	0	0	1	0	0	0
NFL Totals		3	3	13	9	4	0.0	0.0	0	0	0	0	2	0	0	0

POSTSEASON CAREER HIGHS: Tackles — 8, vs. Chicago (1/10/21); Solo Tackles — 6, vs. Chicago (1/10/21); Passes Defensed — 1 (2x), last vs. Tampa Bay (1/17/21).



BLAKE GILLIKIN

4
P

HEIGHT: 6-2 • WEIGHT: 196

COLLEGE: PENN STATE

NFL EXPERIENCE: 3

JOINED SAINTS: FA-20

BORN: 1/21/98

NFL CAREER –The former Penn State standout took over the punting duties in 2021, proving to be a valuable weapon with his strong leg and directional kicking abilities. In his first season, punted 83 times for 3,956 yards (47.7 gross), a 42.0 net average and 29-pinned inside-the-20. Gillikin finished the season ranked fourth in the NFL in punts inside the 20-yard line (29), while holding for all field goal and extra point attempts.

CAREER TRANSACTIONS – Placed on Injured Reserve by Saints, 9/9/20; Agreed to terms, 4/2/20.

HONORS – **2021:** NFC Special Teams Player of the Month (October).

2021 – Played in all 17 games and punted 83 times for 3,956 yards (47.7 gross), a 42.0 net average and 29-downed inside-the-20 and held for all field goal and PAT attempts. 29 downed inside-the-20 tied franchise record (Thomas Morstead, 2019)... Vs. Green Bay, Sept. 12, made his NFL debut and punted twice for 103 yards (51.5 gross punting average and 43.0 net) with one downed on the Green Bay five-yard line...Punted six times for 294 yards (49.0 gross punting average and 45.0 net) with

a career-long 60 yard punt with one downed inside the twenty-yard line, at Carolina, Sept. 19...At New England, Sept. 26, punted five times for 249 yards (49.8 gross punting average, 39.8 net) with a long of 56... Punted three times for 132 yards (44.0 gross average, 35.3 net) with a long of 55 and two downed inside the 20 yard-line, vs. N.Y. Giants, Oct. 3...At Washington, Oct. 10, punted five times for 268 yards (53.6 gross average, 51.6 net) with a long of 60. Gillikin had three punts downed inside the five-yard line...At Seattle, Oct. 25, punted six times for 285 yards (47.5 gross average, 44.3 net) with a long of 58 yards. Had four punts downed inside the 20-yard line. Also had one punt downed at the one...Punted three times for 158 yards (52.7 gross, 48.0 net) with a career-long of 63 and one downed inside the 20-yard line, vs. Tampa Bay, Oct. 31. Selected as NFC Special Teams Player of the Month (October)...Vs. Atlanta, Nov. 7, punted three times for 122 yards (40.7 gross, 34.0 net) with a long of 45 and one downed inside the 20-yard line...Punted five times for 202 yards (40.4 gross average, 34.6 net) with a long of 43 and one downed inside the 20-yard line, at Tennessee, Nov. 14...At Philadelphia, Nov. 21, punted six times for 299 yards (49.8 average, 42.7 net) with a long of 62 and three downed inside the 20 yard-line, including two downed inside the five...Punted five times for 235 yards (47.0 gross average, 37.2 net) with a long of 53 yards, vs. Buffalo, Nov. 25...Vs. Dallas, Dec. 2, punted six times for 308 yards (51.3 gross average, 44.0 net) with a long of 62 yards and one downed inside the 20-yard line...Punted five times for 258 yards (51.6 gross average, 42.8 net) with a long of 62 yards and one downed inside the 20-yard line, at N.Y. Jets, Dec. 12...At Tampa Bay, Dec. 19, punted a career-high nine times for 412 yards (45.8 gross average, 41.2 net) with a long of 58 yards. Gillikin also downed four punts inside the 20-yard line, tying career-high...Punted seven times for 316 yards (45.1 gross average, 43.9 net) with a long of 54 yards, vs. Miami, Dec. 27. Gillikin also downed two punts inside the 20-yard line...Vs. Carolina, 1/2/22, punted five times for 215 yards (43.0 gross, 39.0 net) with three punts downed inside the 20-yard line and only one touchback. Gillikin also tied his career-long punt of 63 yards...At Atlanta, 1/9/22, punted twice for 100 yards (50.0 gross average, 44.0 net) with a long of 52 yards and one punt downed inside the 20-yard line. **2020** - Spent the regular season and postseason on Injured Reserve.

COLLEGE – Tied for second on Penn State’s career gross punting average charts (43.03 ypp)...Landed 53 career punts inside the opponent’s ten-yard line (seven in 2016, 18 in 2017, 12 in 2018, 15 in 2019) and the only player in program history with seven punts of 65 or more yards...In 2019, special teams captain averaged 42.2 yards per punt as he was selected All-Big Ten honorable mention by the coaches and media and a CoSIDA Academic All-American first team for second consecutive year... In 2018, played in all 13 games, averaging 44.0 yards per punt, second in Big Ten and 22nd in nation...In 2017, earned consensus second-team All-Big Ten (coaches and media), averaging 43.2 yards per punt...In 2016, selected ESPN.com True Freshman All-America...Named Campus Insiders Freshman All-America honorable mention... Named to the ESPN.com Big Ten All-Bowl Team...Earned All-Big Ten honorable mention (conference coaches and media)...Named to BTN.com and ESPN.com All-Big Ten Freshman Team, ranked third in Big Ten with a 42.8 gross punting average... Kinesiology Major.

PERSONAL – Three-time letterman at Westminster (Atlanta, Ga.) School, helping them to first Class AAA Georgia State Championship since 1978 by kicking three field goals, including a 53-yard boot, and two punts of 60 yards in final. Had school record 56-yard field goal...Kohl’s Pro Camp five-star punter and kicker...*Atlanta Journal-Constitution* first-team South Fulton All-Metro and first-team All-Metro as a senior...Averaged 45.2 yards per punt and 19 downed inside the 20 as senior, 54-for-



VETERANS

54 on PATs and 16-of-26 on field goals...Four-year soccer and two-year basketball letterman...Helped Wildcats to 2013 Class AA Soccer Championship and to 2014 runner-up finish...Mother, Taryn, swam at Kansas...Father, Walt, swam at North Carolina...Twin brother, Tyler, handled long snapping duties at Northwestern from 2017-20...Blake Thomas Gillikin was born January 21, 1998 in Atlanta, Ga.

BLAKE GILLIKIN

Year	Team	G	No	Yds	Avg	Ret	Punting				Kickoffs				
							Yds	Net	TB	In	LG	Blk	KO	In	EZ
2021	New Orleans	17	83	3,956	47.7	44	391	42.0	4	29	63	0	2	2	2
NFL Totals		17	83	3,956	47.7	43	391	42.0	4	29	63	0	2	2	2

ADDITIONAL STATISTICS: Special Teams Tackles – (2021, 1) **Total: 1.**

CAREER HIGHS: Punts – 9, at Tampa Bay (12/19/21); **Most Yards** – 412, at Tampa Bay (12/19/21); **Gross Avg.** – 53.6, at Washington (10/10/21); **Net Avg.** – 51.6, at Washington (10/10/21); **Most Punts Inside the 20** – 4 (2x), last at Tampa Bay (12/19/21); **Long Punt** – 63 (2x), last vs. Carolina (1/2/22); **Kickoff Touchbacks** – 2, at Washington (10/10/21); **Special Teams Tackles** – 1, vs. New York Giants (10/3/21).



CARL GRANDERSON

96
DE

HEIGHT: 6-5 • WEIGHT: 261

COLLEGE: WYOMING

JOINED SAINTS: FA-19

NFL EXPERIENCE: 4

BORN: 12/18/96

NFL CAREER – Granderson showed the persistence to jumpstart an NFL career after early challenges and has worked ardently to develop into a pass rush threat. Signed as an undrafted free agent out of Wyoming in 2019, he played in 15 regular season games with three starts in 2021. The fourth-year pro finished with career-highs in total tackles (24) while adding three sacks. Granderson looks to continue to develop and increase his value to New Orleans' defensive line rotation.

CAREER TRANSACTIONS – Activated from Reserve/COVID-19, 12/30/21; Placed on Reserve/COVID-19, 12/25/21; Signed as an undrafted free agent, 5/10/19.

2021 – Appeared in 15 regular season games with three starts and finished with 24 tackles (11 solo), three sacks and one assisted special teams stop...At Carolina, Sept. 19, made his first NFL start at RDE and played on special teams. Recorded a career-high five tackles (two solo) while also blocking a field goal attempt...At Washington, Oct. 10, recorded one solo tackle and one sack for four yards...Vs. Buffalo, Nov. 25, started at DE and finished with three tackles (two solo) and one sack on his former Wyoming Cowboy teammate and Bills QB Josh Allen...At N.Y. Jets, Dec. 12, recorded two solo tackles with a sack...At Tampa Bay, Dec. 19, finished with two tackles (one solo)...Vs. Carolina 1/2/22, rotated at DE and recorded three tackles (one solo)... In season finale at Atlanta 1/9/22, finished with one tackle. **2020** – Appeared in 15 regular season games and both postseason contests and finished with 14 tackles (11

solo), a career-high five sacks, one pass defended and two forced fumbles...Recorded two solo tackles, his first career forced fumble and a sack of QB Tom Brady vs. Tampa Bay, Sept. 13...Recorded one solo tackle at Las Vegas, Sept. 21...Recorded his first career pass deflection vs. Green Bay, Sept. 27...Recorded one solo tackle and a strip sack of Falcons QB Matt Ryan at Atlanta, Dec. 6...Turned in his third sack of 2020 and second takedown in month of December, taking down QB Patrick Mahomes for an eight-yard loss vs. Kansas City, Dec. 20...Posted career-high 2.0 sacks in regular season finale at Carolina, 1/3/21. **2019** – Played in eight regular season contests and one postseason game and posted ten tackles (seven solo) and one sack...Vs. Tampa Bay, Oct. 6, dropped Buccaneers QB Jameis Winston for a nine-yard loss...Finished with four tackles (one solo) vs. Indianapolis, Dec. 16.

COLLEGE – A three-year starter at defensive end for Wyoming and two-time All-Mountain West selection...Appeared in 42 games with 24 starts over his four-year career, totaling 172 tackles (95 solo), 17.5 sacks, 35.5 tackles for loss, three interceptions, six passes defended, three forced fumbles and a fumble recovery...As a senior, earned second-team All-Mountain West from coaches and media, finished with 40 tackles (28 solo), three sacks, 7.5 tackles for loss and one interception returned 61 yards for a TD at Hawaii...As a junior, Granderson was a first-team All-Mountain West selection, playing in 13 games and recording 77 tackles, 9.5 sacks, 16 tackles for loss, two forced fumbles, a 58-yard fumble recovery/return for a touchdown, one safety and two interceptions...Graduated with a bachelor's degree in social science

PERSONAL – Led Grant (Sacramento, Calif.) HS to a 14-1 record and the 2014 California Section Championship as a LB...Led team in total tackles (172), sacks (15.0) and tackles for losses (34.0)...Also intercepted two passes, recovered one fumble and forced a fumble...Returned one of his picks for a TD...Carl Allen Granderson was born December 18, 1996 in Sacramento, Calif.

CARL GRANDERSON


Year	Team	GP	GS	Tot	TACKLES			Yds	INTERCEPTIONS					FUMBLES			
					Solo	Asst	Sk		No	Yds	Lg	TD	PD	FF	FR	Yds	
2019	New Orleans	8	0	10	7	3	1.0	9.0	0	0	0	0	0	0	0	0	0
2020	New Orleans	15	0	14	11	3	5.0	25.0	0	0	0	0	1	2	0	0	0
2021	New Orleans	15	3	24	11	13	3.0	29.0	0	0	0	0	0	0	0	0	0
NFL totals		38	3	48	29	19	9.0	63.0	0	0	0	0	1	2	0	0	0

ADDITIONAL STATISTICS: Special Teams Tackles — (2021, 1) **Total: 1; Blocked Field Goals** — (2021, 1) **Total: 1;**

CAREER HIGHS: Tackles — 5, at Carolina (9/19/21); **Solo Tackles** — 2 (6x), last vs. Buffalo (11/25/21); **Sacks** — 2, at Carolina (1/3/21); **Passes Defended** — 1, vs. Green Bay (9/27/20); **Forced Fumbles** — 1 (2x), vs. Tampa Bay (9/13/20) and at Atlanta (12/6/20); **Blocked Field Goals** — 1, at Carolina (9/19/21).

POSTSEASON

Year	Team	GP	GS	Tot	TACKLES			Yds	INTERCEPTIONS					FUMBLES			
					Solo	Asst	Sk		No	Yds	Lg	TD	PD	FF	FR	Yds	
2019	New Orleans	1	0	0	0	0	0.0	0.0	0	0	0	0	0	0	0	0	0
2020	New Orleans	2	0	0	0	0	0.0	0.0	0	0	0	0	0	0	0	0	0
NFL Totals		3	0	0	0	0	0.0	0.0	0	0	0	0	0	0	0	0	0



**J.T.
GRAY**

**48
DB**

HEIGHT: 6-0 • WEIGHT: 202
COLLEGE: MISSISSIPPI STATE
NFL EXPERIENCE: 5
JOINED SAINTS: FA-18
BORN: 1/18/96

NFL CAREER – Signed by the Saints after the 2018 NFL Draft out of Mississippi State, Gray enjoyed a banner campaign in 2021, emerging as one of the league’s elite players on special teams. Voted by his teammates as the club’s special teams captain for the first time, Gray led the NFL with 19 special teams tackles in 16 games and added three defensive stops as he was selected as a Pro Bowl starter and as the team’s only first-team *Associated Press* All-Pro. Playing in 53 career games, Gray has career totals of 44 special teams stops, one blocked punt, three fumble recoveries and five defensive tackles and one pass defended.

CAREER TRANSACTIONS – Agreed to terms with New Orleans Saints on a two-year contract extension, 3/3/21; Signed to reserve/future contract, 1/21/19; Signed to the practice squad, 11/15/18; Waived, 11/13/18; Signed as an undrafted free agent, 5/2/18.

HONORS – **2021:** AP first-team All-Pro; PFWA All-NFL and All-NFC; Pro Bowl (starter); **2019:** AP second-team All-Pro; PFWA All-NFC.

2021 – Played in 16 games and led NFL with 19 special teams tackles (NFL-leading 16 solo) and added three defensive tackles...In opener vs. Green Bay, Sept. 12, played on defense and special teams and finished with a career-high two tackles (one solo) and two coverage stops (one solo)...Finished with two special teams tackles at Seattle, Oct. 25...Played on defense and special teams at Tennessee, Nov. 14, and finished with two coverage stops...Played on both defense and special teams at Philadelphia, Nov. 21 and recorded one coverage stop...With a coverage stop vs. Buffalo, Nov. 25, recorded double-digit figures for second time in three seasons...Recorded two special teams tackles vs. Dallas, Dec. 2...Played in 50th career regular season game at N.Y. Jets and recorded career-high four special teams tackles (three solo)...Finished with a special teams stop in Sunday Night win at Tampa Bay, Dec. 19...Missed Week 16 contest vs. Miami, Dec. 27, (COVID-19 protocols)...Returned in Week 17 and rotated at safety and on special teams vs. Carolina, 1/2/22, recording a solo tackle and a coverage stop...Finished with one special teams tackle in regular season finale at Atlanta, 1/9/22, to finish season with league-best and career-high 19 stops. **2020** – Played in all 16 regular season games and posted team-high seven special teams tackles, a defensive stop and a pass breakup...Recorded a special teams tackle at Las Vegas, Sept. 21...Recorded a special teams stop vs. Carolina, Oct. 25...Recorded a coverage stop at Tampa Bay, Nov. 8...Recorded one special teams tackle vs. Atlanta, Nov. 22...Recorded fifth special teams tackle of season at Atlanta, Dec. 6...Recorded season-high two coverage tackles vs. Kansas City, Dec. 20...Played on defense and special teams, recording a solo tackle and his first career pass breakup in regular season finale at Carolina, 1/3/21...Appeared

in both postseason contests. **2019** – Played in all 16 regular season games and posted team-high and career-high 16 special teams tackles, one blocked punt, one coverage fumble recovery and one defensive tackle...*AP* second-team All-Pro and PFWA All-NFC...Notched three special teams tackles at Seattle, Sept. 22...Recorded first career blocked punt on Chicago's opening possession that resulted in a safety at Bears, Oct. 20...Recorded first career defensive solo tackle and a special teams stop vs. Atlanta, Nov. 10...Recorded a special teams stop at Tampa Bay, Nov. 17...Had a first quarter fumble recovery off a muffed punt that led to a touchdown at Carolina, Nov. 24...Recorded two special teams tackles (one solo) at Tennessee, Dec. 22...Posted two solo special teams stops in regular season finale at Carolina, Dec. 29...Played on special teams in the NFC Wild Card Playoff loss vs. Minnesota, 1/5/20.

2018 – Played in five regular season games, spending the remainder of the season on the club's practice squad and finished with two special teams stops...Had a solo special teams tackle at Atlanta, Sept. 23.

COLLEGE – Played in 45 games with 17 starts for the Bulldogs from 2014-17 and collected 210 tackles, 14.5 tackles for loss, four sacks, eight passes defended and an interception...In 2017, ranked third on team in tackles (65) while playing MSU's S/LB hybrid...As a junior, ranked third on the team in tackles (71), playing in all 13 games at Viper and starting ten contests...In 2015, played in all 13 games at linebacker and ranked fourth on the team in tackles (74) and added 3.5 tackles for loss and one sack...Industrial Technology major.

PERSONAL – Played junior season at Coolidge (Ariz.) HS, before transferring to Clarksdale (Miss.) HS for senior campaign...Grew up in the Magnolia State and came home for final high school season...Helped the Cougars to a 7-5 record as a senior and his team advanced to the second round of the Class 5A Mississippi state playoffs...A member of *The Clarion-Ledger's* Targeted 22...Took part in the Alabama-Mississippi All-Star Classic...Earned Arizona Division IV Section II first-team as a DB after junior season and second-team as a RB in 2012...Played on both sides of the ball as a senior and recorded 58 tackles. Offensively, rushed for 939 yards and 16 scores...As a junior, tallied 60 carries for 914 yards and 15 scores while catching ten passes for 117 yards and a touchdown...Defensively, booked a team-leading 112 tackles and two interceptions...Ran track for Coolidge and qualified for the state meet in the 100-meter dash, 200-meter run, high jump and long jump...Participated in the NFL's My Cause, My Cleats initiative in 2019 to promote mental health awareness...In March, participated in a Hancock Whitney Play Football Experience with youth from Chalmette Elementary School...Juantavius Tavon Gray was born Jan. 18, 1996 in Clarksdale, Miss.



VETERANS

J.T. GRAY

Year	Team	GP	GS	Tot	TACKLES			Yds	INTERCEPTIONS				FUMBLES			
					Solo	Asst	Sk		No Yds	Lg	TD	PD	FF	FR	Yds	
2018	New Orleans	5	0	0	0	0	0.0	0	0	0	0	0	0	0	0	0
2019	New Orleans	16	0	1	1	0	0.0	0	0	0	0	0	0	0	0	0
2020	New Orleans	16	0	1	1	0	0.0	0	0	0	0	1	0	0	0	0
2021	New Orleans	16	0	3	2	1	0.0	0	0	0	0	0	0	0	0	0
NFL Totals		37	0	5	4	1	0.0	0	0	0	0	1	0	0	0	0

ADDITIONAL STATISTICS: Special Teams Tackles — (2018, 2); (2019, 16); (2020, 7); (2021, 19) Total: 44; Blocked Punts — (2019, 1) Total: 1; Special Teams Forced Fumbles — (2019, 1) Total: 1; Special Teams Fumble Recoveries — (2019, 1) Total: 1.

CAREER HIGHS: Tackles — 2, vs. Green Bay (9/12/21); Passes Defensed — 1, at Carolina (1/3/21); Special Teams Tackles — 4, at N.Y. Jets (12/12/21).

POSTSEASON

Year	Team	GP	GS	Tot	TACKLES			Yds	INTERCEPTIONS				FUMBLES			
					Solo	Asst	Sk		No Yds	Lg	TD	PD	FF	FR	Yds	
2019	New Orleans	1	0	0	0	0	0.0	0	0	0	0	0	0	0	0	0
2020	New Orleans	2	0	0	0	0	0.0	0	0	0	0	0	0	0	0	0
NFL Totals		3	0	0	0	0	0.0	0	0	0	0	0	0	0	0	0



ETHAN GREENIDGE

HEIGHT: 6-4 • WEIGHT: 335

COLLEGE: VILLANOVA

JOINED SAINTS: FA-19

NFL EXPERIENCE: 4

BORN: 9/10/97

73 OL

NFL CAREER – This strong, physical offensive lineman joined the Saints as an undrafted free agent out of Villanova in 2019. After developing as a member of the scout team his rookie year, Greenidge played in 15 games in 2020, seeing limited action on the offensive line, as well as contributing on special teams. After spending the 2021 season on Injured Reserve, he looks to continue to improve and provide depth to the Saints offensive line heading into 2022.

CAREER TRANSACTIONS – Placed by Saints on Injured Reserve, 8/24/21; Signed by the New Orleans Saints as an undrafted free agent, 5/10/19.

2021 – Spent season on Injured Reserve. **2020** – Appeared in 15 regular season games, seeing action at LT and RT at Detroit, Oct. 4. Also played on special teams in both playoff contests. **2019** – Did not appear in one regular season or playoff contest as a rookie after earning a 53-man roster spot in the preseason.

COLLEGE – A mainstay at LT for his entire college career at Villanova, Greenidge started all 43 games he appeared in for the Wildcats, a games played streak which included every contest of the 2016 and 2017 seasons...Earned All-Colonial Athletic

VETERANS

Association second-team honors following junior and senior campaigns...Blocked for an offense ranked sixth in the CAA in passing (222.4 ypg.) in 2018. Helped offense top 400-yard mark in six contests...Graduated with degree in communications.

PERSONAL – Team captain at Riverhead (Flanders, N.Y.) HS...First-team Suffolk County All-Star selection...Two-time Suffolk County Coaches Association All-Division first team offensive lineman...Earned three varsity letters in football, basketball and track & field...Born September 10, 1997.

ETHAN GREENIDGE

Games Played/Started: New Orleans — (2020, 13/0) NFL Totals: 13/0

POSTSEASON

Games Played/Started: New Orleans — (2020, 2/0) NFL Totals: 2/0



**DEONTE
HARTY**

HEIGHT: 5-6 WEIGHT: 170

COLLEGE: ASSUMPTION

JOINED SAINTS: FA-19

NFL EXPERIENCE: 4

BORN: 12/4/97

**11
WR/
RS**

NFL CAREER – The speedy and talented wideout/return specialist with a 5-6, 170-pound frame who was signed by the Saints as an undrafted free agent out of NCAA Division II Assumption, has emerged as a top returner since entering the league in 2019, also developing into one of the club's most productive wideouts. After being named a first-team *Associated Press* All-Pro, Pro Bowler and consensus All-Rookie selection in 2019, Harty continued his success in 2021, playing in 13 regular season games, Harty showed his abilities to make big plays, averaging 9.5 yards per punt return, 23.8 yards per kickoff return and posted career-highs in receptions (36), receiving yards (570) and touchdown grabs (three). In his first three seasons, Harty has returned 74 punts for 744 yards (10.1 avg.) with a 53-yard touchdown and also brought back 69 kickoffs for 1,770 yards (25.7 avg.). Heading into the 2022 campaign, Harty looks to continue to further develop into an offensive weapon and deep threat for the Saints after averaging career-highs across the board on offense in 2021.

CAREER TRANSACTIONS – Signed one-year restricted free agent tender, 4/29/22; Activated from Injured Reserve; 1/11/21; Placed on Injured Reserve, 12/19/20; Signed to a three-year contract, 5/7/19.

HONORS – 2019: Pro Bowl (starter); first-team *Associated Press* All-Pro; PFWA All-NFL, All-NFC and All-Rookie; *The Sporting News* All-Pro.

2021 – Appeared in 13 games with one start, posting career-highs across the board in receptions (36), receiving yards (570) and touchdown receptions (three). Ranked



VETERANS

seventh in the NFL in yards per reception (15.8). On special teams averaged 9.2 yards per punt return and 23.8 yards per kickoff return...In opener vs. Green Bay, Sept. 12, played on offense and special teams and finished with two receptions for a career-high 72 receiving yards (36.0 avg.), including a 55-yard touchdown catch from Jameis Winston...At Carolina, Sept. 19, and recorded a three-yard catch and returned a career-high tying five kickoffs for 156 yards (31.2 average)...At New England, Sept. 26, recorded three catches for 31 yards. Added one punt return for 25 yards and one 16-yard kickoff return...Had a team-high five receptions for 52 yards, a nine-yard punt return and two kickoff returns for 40 yards, vs. N.Y. Giants, Oct. 3...At Washington Football Team, Oct. 10, his lone reception on the day was a first quarter career-long 72-yard TD from Winston before leaving contest with a hamstring injury...At Seattle, Oct. 25, Inactive (hamstring)...Recorded 138 all-purpose yards with a team-high three receptions for 35 yards, a 22-yard rush, a 12-yard punt return, and two kickoff returns for 69 yards, vs. Tampa Bay, Oct. 31...Vs. Atlanta, Nov. 7, had team-high and career-high six catches for 52 yards, two kickoff returns for 51 yards and three punt returns for 50 yards (16.7 avg.)...Had three receptions for 84 yards, a four-yard punt return and five kickoff returns for 110 yards, at Tennessee, Nov. 14...At Philadelphia, Nov. 21, had two catches for 11 yards, four punt returns for 29 yards, and three kickoff returns for 61 yards...Made his first start at WR on the season and had a nine-yard reception, one punt return for 12 yards, and four kickoff returns for 61 yards, vs. Buffalo, Nov. 25...Vs. Dallas, Dec. 2, finished with a team-high four receptions for a career-high 96 yards with a 70-yard touchdown and also rushed once for three yards. Harty's 70-yard reception in the fourth quarter from Taysom Hill was his second touchdown over 70 yards on the season and the second longest reception of his career. On special teams, Harty had four punt returns for 37 yards, which increased his career total to 736, moving past Reggie Bush into fourth in team history...Vs. Carolina, 1/2/22, caught two passes for 23 yards, returned four punts for eight yards, and two kickoffs for 63 yards...Caught three passes for 24 yards, rushed once for nine yards, and returned two kickoffs for 36 yards in season finale at Atlanta, 1/9/22. **2020** - Despite appearing in only nine regular season games, showed his abilities to make big plays, averaging 12.2 yards per punt return, 27.3 yards per kickoff return and catching 20 passes for 186 yards and a touchdown...Vs. Tampa Bay, Sept. 13, returned four punts for 59 yards (14.8), caught three passes for 17 yards and carried once for nine yards in season-opening win...At Las Vegas, Sept. 21, started and rushed once for 11 yards, caught three passes for 23 yards and returned two kickoffs for 64 yards (32.0 avg.)...Vs. Green Bay, Sept. 27, returned three kickoffs for 78 yards (26.0 avg.), one punt for 14 yards and caught two passes for five yards. At Detroit, Oct. 4, appeared on offense and on special teams, returned two punts for 33 yards (16.5 avg.) with a long of 22, caught a ten-yard pass and carried twice for 10 yards...Vs. L.A. Chargers, Oct. 12, inactive (hamstring)...Vs. Carolina, Oct. 25, caught four passes for 46 yards, with a second quarter four-yard TD, his first career offensive score, returned a punt four yards and brought back two kickoffs for 47 yards...At Chicago, Nov. 1, returned three punts for 67 yards (22.3 avg.) with a season-long of 42. Also returned three kickoffs for 70 yards (23.3 avg.), caught three passes for 19 yards and carried once for -2 yards...At Tampa Bay, Nov. 8, recorded a 40-yard catch and run on Saints' second drive of game. In addition to the one reception, Harty averaged 10.0 yards on three punt returns...Vs. San Francisco, Nov. 16, recorded career-long 75-yard kickoff return with 14:56 to play in the second quarter. The return set up the Saints' first score of the game, as Wil Lutz converted a 49-yard field goal four plays later. Also had four receptions for 24 yards...Vs. Atlanta, Nov. 22, played on offense and special teams, returning two kickoffs for 41 yards and a punt for two yards. Also carried once for 23 yards and caught one pass for two yards... Missed the final six regular season games after being placed on Injured Reserve...

VETERANS

In the NFC Wild Card playoff, vs. Chicago, 1/10/21, recorded seven receptions for 83 yards, both team-highs. Harty also averaged 7.3 yards per return on three punt returns in the game...In the NFC divisional playoff, Vs. Tampa Bay, 1/17/21, before exiting with a neck injury in the second quarter, Harty made an impact in the return game, returning Tampa Bay's first punt of the game for 54 yards and setting up New Orleans' first score of the game, a Lutz 23-yard field goal with 11:34 in the first quarter. Harty' recorded a 67-yard punt return touchdown on Tampa Bay's second punt, but the return was nullified by a New Orleans penalty. **2019** - Played in 14 regular season games and developed into a threat offensively and on special teams, carrying four times for 31 yards (7.8 avg.), catching six passes for 24 yards, returning 36 punts for 338 yards (9.4 avg.) with a 53-yard TD, running back 24 kickoffs for 644 yards (26.8 avg.) and adding a special teams stop...Ranked fourth in NFL in punt return average and third in kickoff return average...Caught one pass and returned three punts for 34 yards (11.3 avg.) at L.A. Rams, Sept. 15...At Seattle, Sept. 22, returned a punt 53 yards for a TD in first quarter, returned two kickoffs for 60 yards (30.0 avg.) and recorded a special teams tackle...Carried once for ten yards, returned a kickoff 29 yards and brought back a punt 23 yards vs. Dallas, Sept. 29...Vs. Arizona, Oct. 27, returned three punts for 17 yards and set career-high in receiving with two grabs...Vs. Atlanta, Nov. 10, impacted return game, recording a fourth quarter 46-yard kickoff return, finishing with 109 yards on four returns and a third quarter 19-yard punt return...Inactive for the next two contests with ankle and hamstring injuries...Vs. San Francisco, Dec. 8, Recorded both a reception and rushing attempt for the first time in career, finishing with 13 receiving yards on the one reception and eight yards on rush. Made an impact in return game, recording kickoff returns of 31, 51 and 21 yards and a punt return of 25 yards, all which set up first half touchdowns...Vs. Indianapolis, Dec. 16, returned three punts for 29 yards and caught a one-yard pass...Made first career start and accounted for 171 all-purpose yards, returning four kickoffs for 150 yards (37.5 avg.) and four punts for 21 yards, at Tennessee, Dec. 22...In regular season finale at Carolina, Dec. 29, carried twice for 13 yards and returned two punts for 19 yards...In NFC Wild Card Playoff vs. Minnesota, 1/5/20, started and recorded a 50-yard reception from QB Taysom Hill in the second quarter to set up a rushing touchdown. Also averaged 33.3 yards on four kickoff returns, with a long of 54 and averaged 11 yards on four punt returns, including a long of 17.

COLLEGE: Finished his college career at Assumption as one of the most prolific returners in NCAA history...In the final game of his college career, set the NCAA All-Division record for combined return touchdowns, bringing back a kickoff 100 yards for his 14th career TD return...He also owns the NCAA Division II record for career combined return touchdowns, as well as the single-season record of eight return touchdowns, which he set in 2017...Overall in 45 games, caught 226 receptions for 2897 yards with 28 touchdowns, carried 32 times for 244 yards with three TDs, returned 63 kickoffs for 2,051 yards (32.6 avg.) with six TDs and returned 48 punts for 981 yards (20.4 avg.) and eight TDs...As senior in 2018, appeared in ten games and caught 41 for 751 yards (18.3 avg.) and eight touchdowns, returned 11 kickoffs for 324 yard (29.5 avg.) and a touchdown and brought back ten punts for 190 yards (19.0 avg.) and a touchdown as he earned second-team All-American from the AFCA...As a junior in 2017, appeared in 13 games, catching 61 passes for 810 yards with eight touchdowns, bringing back 15 kickoffs for 642 yards (42.8 avg.) and three touchdowns and returning 18 punts for 473 yards (26.3 avg.) with five touchdowns, as he was selected as an AFCA first-team All-American...Organizational communications major

PERSONAL: Played football, basketball and also ran indoor track and outdoor track at Archbishop Curley (Baltimore, Md.) HS...Named All-Conference, All-State and All-Metro...As a senior, posted 1,450 rushing yards on 130 carries with 20 rushing



VETERANS

touchdowns...Added seven receptions for 244 yards, along with 332 kick return yards and three touchdowns...As a junior, had 933 yards on 86 carries with 14 rushing touchdowns and four receiving TDs...As a sophomore, had 676 yards on 63 carries with six touchdowns...During the coronavirus crisis, donated funds for over 10,000 meals both in his hometown of Baltimore and in New Orleans where the donation was coordinated locally through Second Harvest Food Bank...Born Dec 4, 1997 in Dallas, Texas.

DEONTE HARTY

Year	Team	RECEIVING							RUSHING				
		GP	GS	No	Yds	Avg	Lg	TD	Att	Yds	Avg	Lg	TD
2019	New Orleans	14	1	6	24	4.0	13	0	4	31	7.8	10	0
2020	New Orleans	9	2	20	186	9.3	40	1	6	51	8.5	23	0
2021	New Orleans	13	1	36	570	15.8	72t	3	5	41	8.2	22	0
NFL Totals		36	4	62	780	12.6	72t	4	15	123	8.2	23	0

Year	Team	KICKOFF RETURNS					PUNT RETURNS					
		No	Yds	Avg	Lg	TD	No	FC	Yds	Avg	Lg	TD
2019	New Orleans	24	644	26.8	51	0	36	11	338	9.4	53t	1
2020	New Orleans	16	436	26.8	75	0	17	5	207	12.2	42	0
2021	New Orleans	29	690	23.8	39	0	21	15	199	9.5	26	0
NFL Totals		69	1770	25.7	75	0	74	31	744	10.1	53t	1

ADDITIONAL STATISTICS: Special Teams Tackles — (2019, 1).

CAREER HIGHS: Receptions — 6, vs. Atlanta (11/7/21); Receiving Yards — 96, vs. Dallas (12/2/21); Long Reception — 72, at Washington (10/10/21); Receiving TDs — 1 (4x), last vs. Dallas (12/2/21); Rushes — 2, at Carolina (12/29/19); Rushing Yards — 23, vs. Atlanta (11/22/20); Long Rush — 23, vs. Atlanta (11/22/10); Punt Returns — 5, at Chicago (10/20/19); Punt Return Yards — 59, vs. Tampa Bay (9/13/20); Long Punt Return — 53t, at Seattle (9/22/19); Punt Return TDs — 1, at Seattle (9/22/19); Kickoff Returns — 5 (2x), vs. San Francisco (12/8/19) and at Tennessee (11/14/21); Kickoff Return Yards — 156, at Carolina (9/19/21); Long Kickoff Return — 75, vs. San Francisco (11/15/20); All Purpose Yards — 213, vs. San Francisco (12/8/19).

POSTSEASON

Year	Team	RECEIVING						RUSHING					
		GP	GS	No	Yds	Avg	Lg	TD	Att	Yds	Avg	Lg	TD
2019	New Orleans	1	1	1	50	50.0	50	0	0	0	-	-	0
2020	New Orleans	2	1	8	82	10.3	24	0	1	-2	-2.0	-2	0
NFL Totals		3	2	9	132	14.7	50	0	1	-2	-2.0	-2	0

Year	Team	KICKOFF RETURNS				PUNT RETURNS						
		No	Yds	Avg	Lg	TD	No	FC	Yds	Avg	Lg	TD
2019	New Orleans	4	133	33.0	54	0	4	0	44	11.0	17	0
2020	New Orleans	0	0	-	-	0	5	3	83	16.6	54	0
NFL Totals		4	133	33.0	54	0	9	3	127	14.1	54	0

CAREER HIGHS: Receptions — 7, vs. Chicago (1/10/21); Receiving Yards — 83, vs. Chicago (1/10/21); Long Reception — 50, vs. Minnesota (1/5/20); Punt Returns — 4, vs. Minnesota (1/5/20); Punt Return Yards — 61, vs. Tampa Bay (1/17/21); Long Punt Return — 54, vs. Tampa Bay (1/17/21); Kickoff Returns — 4, vs. Minnesota (1/5/20); Kickoff Return Yards — 133, vs. Minnesota (1/5/20); Long Kickoff Return — 54, vs. Minnesota (1/5/20); All Purpose Yards — 227, vs. Minnesota (1/5/20).



JERALD HAWKINS

63 T

HEIGHT: 6-6 • WEIGHT: 305
COLLEGE: LOUISIANA STATE
JOINED SAINTS: FA-21
NFL EXPERIENCE: 6
BORN: 10/16/93

NFL CAREER – Saints signed Hawkins to the practice squad for the final month of the 2021 season and in three seasons has played in 19 games with one start as an extra blocker for Pittsburgh (2016-18, 2020) and Tampa Bay (2019). Hawkins was originally selected by Pittsburgh in the fourth round of the 2016 NFL Draft out of LSU.

CAREER TRANSACTIONS – Signed by the Saints to reserve/future contract, 1/11/21; Signed by Saints to practice squad, 12/8/21; Contract terminated by Patriots, 8/16/21; Signed by Patriots (UFA-Pit.), 7/30/21; Signed by Pittsburgh from Houston practice squad, 9/16/20; Signed by Texans to practice squad, 9/6/20; Waived by Houston, 9/5/20; Signed by Houston (UFA-TB), 8/10/20; Acquired by the Buccaneers from the Steelers in exchange for future considerations, 8/31/19; Placed on Injured Reserve by the Steelers (torn quadriceps), 6/4/18; Placed on Injured Reserve by the Steelers (shoulder), 8/28/16; Signed by the Steelers to a four-year contract, 6/2/16; Originally selected by the Steelers in the fourth round (123rd overall) of the 2016 NFL Draft.

2021 – Spent the last month of season on Saints practice squad after going to training camp with Patriots. **2020** – Played in 13 regular season games and one postseason contest for Steelers. **2019** – Played in one game for Tampa Bay as a reserve after being acquired by the Buccaneers from Steelers at end of preseason. **2018** – Missed season (torn quadriceps) after injuring knee in OTA's. **2017** – Played in five games with one start as an extra blocker. **2016** – Missed season (shoulder).

COLLEGE – Started all 37 games played at LSU (25 at right tackle and 12 at left tackle), from 2013-15...In 2015, a key member of the offensive line that paved the way for the SEC leading rushing offense (256.8 yards per game), and for LSU to generate a school bowl record 638 yards of total offense...In 2014, helped pave the way for 1,000-yard rusher Leonard Fournette, and totaled 43 knockdowns...Won the right tackle job during fall camp in 2013, as he went on to start 13 games...Sports administration major.

PERSONAL – Attended West St. Mary HS (Baldwin, La.)...Helped West St. Mary reach postseason for first time in several years, finishing with a 6-5 record in 2011...Did not allow a sack as a senior in 2011 as he recorded over 20 pancake blocks...On defense as a senior, recorded 70 total tackles, 35.0 TFLs, six forced fumbles, one safety and a fumble recovery...Earned 2011 LSWA 2A All-State Honorable Mention honors for his play on both offense and defense...Also participated in basketball, baseball and track and field throughout high school career...Won the 2011 Louisiana 2A state title in shot put with a toss of 52-9 ½"...Full name: Jerald Lee Hawkins.

JERALD HAWKINS

Games Played/Started: Pittsburgh - (2017, 5/1); (2020, 13/0) Tampa Bay - (2019, 1/0) **NFL Totals: 19/1.**

POSTSEASON

Games Played/Started: Pittsburgh - (2020, 1/0) **NFL Totals: 1/0.**



TAYSON HILL

7
QB

HEIGHT: 6-2 • **WEIGHT:** 221
COLLEGE: BRIGHAM YOUNG
JOINED SAINTS: WAI-17 (GB)
NFL EXPERIENCE: 6
BORN: 8/23/90

NFL CAREER – Claimed off of waivers from Green Bay at the conclusion of the 2017 preseason by the Saints, Hill has provided value to New Orleans in multiple spots on both offense and special teams. His role continued to expand as he started four games in place of an injured Drew Brees in 2020 and became the first quarterback in club history to win his first three NFL starts as a signal-caller. In 2021, he opened five contests at signal-caller and posted a 4-1 record, overall playing in 12 games with nine starts on offense, completing 78-of-134 passes for 978 yards with four touchdowns, carrying 70 times for 374 with five touchdowns, catching four passes for 52 yards and adding a special teams tackle.

CAREER TRANSACTIONS – Re-signed by the New Orleans Saints (RFA), 4/26/20; Claimed by the Saints off waivers from the Green Bay Packers, 9/3/17; Waived by the Packers, 9/2/17; Signed by the Packers as an undrafted free agent, 5/5/17.

HONORS – **2018:** NFC Special Teams Player of the Week (Week 14)

2021 – Played in 12 games with nine starts on offense, starting five contests at quarterback and completed 78-of-134 passes for 978 yards with four touchdowns, carried 70 times for 374 yards with five touchdowns, caught four passes for 52 yards and added a special teams stop. Rushing yardage total was second-highest for a Saints quarterback behind his 457 yards in 2020...At New England, Sept. 26, started at TE and appeared at QB and on special teams and rushed six times for 32 yards (6.0 avg.) with one touchdown...Vs. N.Y. Giants, Oct. 3, started at WR and appeared at QB, TE and on special teams, rushing six times for 29 yards and two touchdowns, completing two-of-three passes for nine yards and an interception and two receptions for 26 yards. Made his presence felt on the opening possession of the second half, when he broke seven tackles from eight yards out for the score...Started at WR and appeared at TE and on special teams, catching a pass for an 11-yard gain before leaving the game in the second quarter with a concussion...Missed next two games

before returning for contest vs. Atlanta, Nov. 7, where he went two-of-two passing for 33 yards and rushed once for four yards...Rotated at QB, WR and on special teams at Tennessee, Nov. 14, finishing two-of-two passing for 11 yards, carrying three times for 23 yards and catching a pass for a 15-yard gain...Missed next two contests (plantar fascia) and returned to action, receiving his first start of the season at QB vs. Dallas, Dec. 2. Completed 19-of-41 passes for 264 yards with two touchdowns and four interceptions. Also ran for a career-high 101 yards on 11 attempts (9.2 avg.), as he became the third Saints signal-caller to rush for 1,000 yards, joining Aaron Brooks and Archie Manning. 101 rushing yards ranks second in club record books to Brooks' 108 yards at San Francisco on December 10, 2000...Made his second start of season at QB at N.Y. Jets and helps Saints snap a five-game losing streak, completing 15-of-21 passes for 175 yards, while rushing 11 times for 73 yards (6.6 avg.), the fourth time he has reached the end zone twice on the ground...At Tampa Bay, Dec. 19, efficiently helped engineer a 9-0 Sunday Night Football victory over the Buccaneers, completing 13-of-27 passes for 154 yards, while carrying 11 times for 33 yards...After missing Week 16 contest vs. Miami due to COVID-19 protocols, returned to the lineup vs. Carolina, 1/2/22, completing 17-of-28 passes for 222 yards and one touchdown. Rushed 12 times for 45 yards...In season finale at Atlanta, 1/9/22, won his fourth consecutive start, completing seven-of-nine passes for 107 yards with a touchdown and carrying five times for 18 yards with a 153.2 passer rating before leaving in the second quarter with a foot injury. **2020** – Played in all 16 regular season games with eight starts, including four starts at quarterback and completed 88-of-121 passes (72.7%) for 928 yards with four touchdowns and two interceptions, carried 87 times for 457 yards (5.3 avg.) with eight touchdowns and added eight grabs for 98 yards and one touchdown. Hill's 457 rushing yards ranked first all-time in club record books for a Saints quarterback and fifth in the NFL in 2020 and his rushing touchdown total was first in club record books and tied for third in the league among signal-callers... In opener vs. Tampa Bay, Sept. 13, started at WR, finishing with 13 rushing yards on three attempts, 38 passing yards on one-for-one passing, and 14 receiving yards on one reception...Oct. 12 vs. L.A. Chargers, appeared on offense and special teams, rushing three times for 13 yards with a fourth quarter nine-yard scoring touchdown to tie the score, also throwing an incomplete pass...Nov. 1 at Chicago, caught a critical 20-yard fourth quarter touchdown from Drew Brees, his first receiving score of 2020 and the seventh of his career. Finished with two receptions for 30 yards and carried five times for 35 yards...Nov. 8, at Tampa Bay, appeared on offense and special teams and rushed for 54 yards on seven attempts, passed for 48 yards on two-for-two passing, and added a 21-yard reception...Vs. San Francisco, Nov. 15, started at TE and recorded 45 rushing yards on career-high eight carries...Nov. 22, vs. Atlanta, made his first career start at quarterback, in place of an injured Brees. Completed 18-of-23 passes for 233 yards, also carrying ten times for a game-high 51 yards with a career-high two rushing touchdowns and a 108.9 passer rating, joining Daunte Culpepper as only the second player in the Super Bowl era with 40+ rush yards & 2+ rush TDs in his first QB start...At Denver, Nov. 29, started and completed 9-of-16 passes for 78 yards, carried ten times for 44 yards and scored two rushing touchdowns...Dec. 6, at Atlanta, started at QB and completed 27-of-37 passes for 232 yards with the first two touchdown passes of his career and a 107.0 rating, carrying 14 times for 83 yards. Hill became the first Saints quarterback to win his first three career starts as a Saint...Dec. 13, at Philadelphia, started at QB and completed



VETERANS

28-of-38 passes for 291 yards with two touchdown passes and a 102.0 rating while carrying five times for 31 yards...Dec. 20 vs. Kansas City, rushed for his sixth touchdown of 2020 on a one-yard run with 10:24 left in the second quarter, setting a single season franchise record for rushing touchdowns by a quarterback (breaking a tie with Archie Manning's five in 1977). Finished with three yards on two rushes...Dec. 25 vs. Minnesota, rushed for 18 yards on five carries with one touchdown, passed for eight yards on 2-for-2 passing, and caught one pass for 19 yards, marking the third game this season he's recorded positive yardage in all three categories...1/3/21, at Carolina, rushed for 41 yards on seven attempts and one touchdown in regular season finale, moving his final season totals to 87 carries for 457 yards and eight rushing touchdowns, all career-highs. Hill added a five-yard reception. **2019** – Played in all 16 regular season games with five starts, contributing on offense and special teams...Carried 27 times for 156 yards with one touchdown, caught 19 passes for 236 yards and six touchdowns, completed three-of-five passes for 55 yards, returned a kickoff 12 yards and made two special teams tackles...Started NFC Wild Card Playoff vs. Minnesota on offense, 1/5/20, and carried four times for 50 yards (10.3 avg.), caught two passes for 25 yards (12.5 avg.) with one touchdown, completed a 50-yard pass to Deonte Harty and made a special teams stop...In opener vs. Houston, Sept. 9, scored first career regular season touchdown, catching a nine-yard pass and rushing twice for eight yards...Carried two times for 16 yards, including an 18-yard rush, in win vs. Dallas, Sept. 29...Started at WR vs. Tampa Bay, Oct. 6. Finished with two rushes for 16 yards and completed first pass attempt of 2019, an 18-yard throw with 12:53 left in the second quarter, extending a nine-play, 75-yard touchdown drive...At Jacksonville, Oct. 13, played on offense and special teams, rushing for the Saints' longest play on the ground with a 19-yard carry. Finished with three carries for 37 yards...At Chicago, Oct. 20, played on offense and special teams, catching his second touchdown of 2019, a four-yard completion from Teddy Bridgewater. Carried twice for 23 yards, including 21-yard long...Vs. Arizona, Oct. 27, finished with three receptions for 63 yards and a touchdown, including the Saints' longest gain, a 36-yard fourth quarter reception from Drew Brees...Vs. Atlanta, Nov. 10, finished with a 17-yard completion to Michael Thomas, a three-yard reception from Brees and an 11-yard rush...On Thanksgiving night at Atlanta, Nov. 28, deflected Atlanta's first punt, adding two carries for 33 yards and a touchdown and two receptions for 12 yards and a touchdown...Vs. Indianapolis, Dec. 16, started at TE and recorded first touchdown reception of game, finishing with two grabs for 42 yards and two carries for one yard...Started at FB at Tennessee, Dec. 22, catching two passes for 21 yards, carrying twice for 11 yards, completing a 20-yard pass to Thomas where he tied NFL single-season receptions record and added two special teams stops...In regular season finale at Carolina, Dec. 29, started in two-TE set, carried once for four yards and caught a career-long 45-yard TD. **2018** – Played in all 16 regular season games and carried 37 times for 196 yards with two touchdowns, caught five passes, completed three-of-seven throws for 64 yards, returned 14 kickoffs for 348 yards (24.9 avg.), posted six special teams stops and blocked a punt...At Atlanta, Sept. 23, rushing three-times for career-high 39 yards, including the Saints' longest rush with a 35-yard gain, returning three kickoffs for 64 yards and a coverage stop...At N.Y. Giants, Sept. 30, carried four times for 28 yards, completed one-of-two passes for ten yards, caught a pass for -4 yards and returned a kickoff 16 yards...Vs. Washington, Oct. 8, carried five times for 23 yards, scoring his first career

TD on a third quarter one-yard run and returned two kickoffs for 43 yards...At Baltimore, Oct. 21, played on offense and special teams, carrying career-high six times for 35 yards and making two coverage tackles. Converted a fake punt for a first down on a direct snap, rushing up the middle for a four-yard gain...At Minnesota, Oct. 28, started as jumbo TE and connected with Thomas on a career-long 44-yard completion on the opening drive. Had a five-yard reception, carried three times for -2 yards and ran back two kickoffs for 50 yards...Vs. L.A. Rams, Nov. 4, played on both offense and special teams, carrying twice for ten yards and running back two kickoffs for 49 yards...At Cincinnati, Nov. 11, started as jumbo TE, carrying four times for 24 yards and catching a pass for 0 yards...Vs. Philadelphia, Nov. 18, started at WR and played on special teams, carrying three times for four yards, completing one-of-two passes for one yard and fielding a punt...Vs. Atlanta, Nov. 22, played on offense and on special teams, carrying twice for 13 yards and returning a kickoff 32 yards...At Tampa Bay, Dec. 9, helped New Orleans clinch their second straight NFC South title, as he blocked a punt midway through the third quarter, setting of the Saints offense with their best field position at the Buccaneers 30-yard line. Hill was named NFC Special Teams Player of the Week...At Carolina, Dec. 17, played on offense and special teams, carrying once for 17 yards and recording an assisted coverage tackle...Threw first quarter interception vs. Pittsburgh, Dec. 23...Vs. Carolina, Dec. 30, started in two-TE set and played on special teams, carrying three times for 11 yards with a nine-yard touchdown and catching a pass for a gain of three yards...In two postseason contests, carried three times for eight yards, caught a two-yard touchdown, threw an incomplete pass and had a special teams tackle...In NFC Divisional Playoff vs. Philadelphia, 1/13/19, carried twice for eight yards, including a second quarter four-yard rush on a successful fake punt attempt. Added an assisted special teams stop...In NFC Championship vs. L.A. Rams, 1/20/19, carried once for 0 yards, caught a two-yard touchdown and threw an incomplete pass. **2017** – After being claimed off waivers from the Packers at the conclusion of the preseason, served as the club's third quarterback and saw his playing debut on special teams in the last five games, where he recorded four tackles. Played on special teams in both postseason games...In preseason for Green Bay, completed 14-of-20 passes (70.0 pct.) for 149 yards with two touchdowns, zero interceptions and a 124.8 rating.

COLLEGE – Started 33 of 37 games played in five seasons at Brigham Young, finishing with 23 wins as starter...Finished his career with 6,929 yards and 43 TDs on 609-of-1,047 passing...Added 2,815 rushing yards and 32 TDs on 534 attempts...Finished fifth in school annals and first among signal-callers in rushing yards and posted nine 100-yard games...Started all 12 games he played in as a senior, finishing with 222 completions on 372 attempts for 2,323 yards, 12 TDs...Carried 137 times for 603 yards and eight TDs...Started one game in 2015 before suffering season-ending foot injury and awarded a medical redshirt...Suffered injury on first drive of second quarter at Nebraska (September 5) on a 21-yard touchdown run and missed next three plays, but returned to throw a TD and played until early in the fourth quarter...Finished the game with 21 completions on 34 attempts (61.8 pct.) for 268 yards and one touchdown, adding 72 rushing yards and two TDs on nine carries...Started five games as a junior in 2014, suffering a season-ending leg injury in the fifth game...Finished with 975 yards and seven touchdowns on 88-of-132 passing (66.7 pct.)...Contributed on the ground with 460 yards rushing and eight TDs on 87 attempts (5.3 avg.)...Started all 13 games as a sophomore in 2013 in his first full season



VETERANS

as a starter, throwing for 2,938 yards and 19 touchdowns on 236-of-438 passing (53.9 pct.) with 14 interceptions...Ran for a career-high 1,344 yards and ten TDs on 246 attempts (5.5 avg.), including six 100-yard rushing games...Appeared in six games with two starts as a true freshman in 2012 before suffering a season-ending knee injury...Completed 42 of 71 passes (59.2 pct.) for 425 yards, four TDs and two interceptions in limited action...Ran for 336 yards and four touchdowns on 55 attempts (6.1 avg.)...Earned a bachelor's degree in finance.

PERSONAL – Attended Highland (Pocatello, Idaho) HS, where he played quarterback, punter and kicker...Lettered three years in basketball and track and field, competing in the 200, 4x100 relay, the 4x200 relay and the long jump...Participated in a two-year Mormon mission to Australia...Brother-in-law, David Nixon, played linebacker for the Oakland Raiders (2009), Houston Texans (2010) and St. Louis Rams (2010-11)...Older brother, Jordan, played defensive tackle at Arizona State (2003-06)...Late older brother, Dexter, played quarterback at Scottsdale Community College, Northern Iowa and Dixie State...Older sister, Celeste, played basketball at Western Wyoming Community College...In 2018, surprised a lucky family at their home with a cruise and signed merchandise...Taysom Shawn Hill was born on Aug. 23, 1990 in Pocatello, Idaho.



TAYSON HILL

		PASSING												
Year	Team	GP	GS	Att	Cmp	Pct	Yds	Yds/Att	TD	Int	Lg	Sk	Lst	Rating
2017	New Orleans	5	0	0	0	0.0	0	0.0	0	0	0	0	0	0.0
2018	New Orleans	16	4	7	3	42.9	64	9.1	0	1	44	1	3	36.3
2019	New Orleans	16	5	6	3	60.0	55	9.2	0	0	20	1	9	81.9
2020	New Orleans	16	8	121	88	72.7	928	7.7	4	2	44	14	87	98.8
2021	New Orleans	12	9	134	78	58.2	978	7.3	4	5	70t	9	64	75.4
NFL Totals		65	26	268	172	64.2	2025	7.6	8	8	70t	25	163	84.6

		RECEIVING						RUSHING					
Year	Team	GP	GS	No	Yds	Avg	Lg	TD	Att	Yds	Avg	Lg	TD
2017	New Orleans	5	0	0	0	-	-	0	0	0	-	-	0
2018	New Orleans	16	4	3	4	1.3	5	0	37	196	5.3	35	2
2019	New Orleans	16	5	19	234	12.3	45t	6	27	156	5.8	30t	1
2020	New Orleans	16	8	8	98	12.3	21	1	87	457	5.3	43	8
2021	New Orleans	12	9	4	52	13.0	15	0	70	374	5.3	44t	5
NFL Totals		65	26	34	388	11.4	45t	7	221	1183	5.4	44t	16

		KICKOFF RETURNS					PUNT RETURNS					
Year	Team	No	Yds	Avg	Lg	TD	No	FC	Yds	Avg	Lg	TD
2018	New Orleans	14	348	24.9	47	0	1	0	0	-	-	0
2019	New Orleans	1	12	12.0	12	0	0	0	0	-	-	0
NFL Totals		15	360	24.0	47	0	1	0	0	0.0	0	0

ADDITIONAL STATISTICS: Special Teams Tackles — (2017, 4); (2018, 6); (2019, 2); (2021, 1) **Total: 13; Blocked Punts — (2018, 1) Total: 1.**

CAREER HIGHS: Attempts — 41, vs. Dallas (12/2/21); Completions — 28, at Philadelphia (12/13/20); Passing Yards — 291, at Philadelphia (12/13/20); Long Completion — 70t, vs. Dallas (12/2/21); Passing TDs — 2 (3x), at Atlanta (12/6/20), at Philadelphia (12/13/20) and vs. Dallas (12/2/21); Interceptions — 4, vs. Dallas (12/2/21); Receptions — 3, vs. Arizona (10/27/19); Receiving Yards — 63, vs. Arizona (10/27/19); Long Reception — 45t, at Carolina (12/29/19); Receiving TDs — 1 (7x), last at Chicago (11/1/20); Rushes — 14, at Atlanta (12/6/20); Rushing Yards — 101, vs. Dallas (12/2/21); Long Rush — 44t, at N.Y. Jets (12/12/21); Rushing TDs — 2 (4x), last at N.Y. Jets (12/12/21); Kickoff Returns — 3, at Atlanta (9/23/18); Kickoff Return Yards — 64, at Atlanta (9/23/18); Long Kickoff Return — 47, vs. Cleveland (10/6/18); Special Teams Tackles — 2 (2x), last at Baltimore (10/21/18); Blocked Punts — 1, at Tampa Bay (12/9/18).

POSTSEASON

		PASSING												
Year	Team	GP	GS	Att	Cmp	Pct	Yds	Yds/Att	TD	Int	Lg	Sk	Lst	Rating
2017	New Orleans	2	0	0	0	0.0	0	0.0	0	0	0	0	0	0.0
2018	New Orleans	2	0	1	0	0.0	0	0.0	0	0	0	0	0	39.6
2019	New Orleans	1	1	1	1	100.0	50	50.0	0	0	50	0	0	118.8
2020	New Orleans	1	1	0	0	0.0	0	0.0	0	0	0	1	3	0.0
NFL Totals		6	2	2	1	50.0	50	25.0	0	0	50	1	3	95.8

		RECEIVING						RUSHING					
Year	Team	GP	GS	No	Yds	Avg	Lg	TD	Att	Yds	Avg	Lg	TD
2017	New Orleans	2	0	0	0	-	-	0	0	0	-	-	0
2018	New Orleans	2	0	1	2	2.0	2t	1	3	8	2.7	4	0
2019	New Orleans	1	1	2	25	12.5	20t	1	4	50	12.5	28	0
2020	New Orleans	1	1	2	5	2.5	5	0	4	15	3.8	10	0
NFL Totals		6	2	5	32	6.4	20t	2	11	73	6.6	28	0

POSTSEASON ADDITIONAL STATISTICS: Special Teams Tackles — (2018, 1); (2019, 1) **Total: 2.**

CAREER HIGHS: Attempts — 1 (2x), vs. L.A. Rams (1/20/19) and vs. Minnesota (1/5/20); Completions — 50, vs. Minnesota (1/5/20); Passing Yards — 50, vs. Minnesota (1/5/20); Long Completion — 50 vs. Minnesota (1/5/20); Receptions — 2 (2x), vs. Minnesota (1/5/20) and vs. Chicago (1/10/21); Receiving Yards — 25, vs. Minnesota (1/5/19); Long Reception — 20t, vs. Minnesota (1/5/20); Receiving TDs — 1 (2x), vs. L.A. Rams (1/20/19) and vs. Minnesota (1/5/20); Rushes — 4 (2x), vs. Minnesota (1/5/20) and vs. Chicago (1/10/21); Rushing Yards — 50, vs. Minnesota (1/5/20); Long Rush — 28, vs. Minnesota (1/5/20); Rushing TDs — 0; Special Teams Tackles — 1 (2x), vs. Philadelphia (1/13/19) and vs. Minnesota (1/5/20).



VETERANS



**J.P.
HOLTZ**

**88
TE**

HEIGHT: 6-3 • WEIGHT: 240
COLLEGE: PITTSBURGH
JOINED SAINTS: FA-22
NFL EXPERIENCE: 4
BORN: 8/28/93

NFL CAREER – Originally signed by Cleveland as an undrafted free agent in 2016 out of Pittsburgh, Holtz's versatility in the run game, passing game and on special teams has carved out a solid career for him. He has played in 44 games with eight starts, recording seven receptions for 91 yards and 11 coverage stops. After recording four special teams tackles for Chicago in 2021, Holtz signed with New Orleans in the 2022 offseason to compete on offense and in the kicking game for snaps.

CAREER TRANSACTIONS – Signed by Saints, 4/5/22; Re-signed by Bears, 4/17/20; Acquired by Bears from Washington off waivers, 9/11/19; Waived by Washington, 9/10/19; Signed by Washington to 53-man roster from practice squad, 9/7/19; Signed to Washington practice squad, 9/1/19; Waived by Washington, 8/31/19; Signed by Washington to 53-man roster from practice squad, 12/29/18; Signed to Washington practice squad, 9/5/18; Waived by Washington, 9/1/18; Signed by Washington, 8/11/18; Practice squad contract terminated by Cleveland, 10/10/17; Signed to Cleveland practice squad, 9/3/17; Waived by Cleveland, 9/2/17; Signed by Cleveland to reserve/future contract, 1/2/17; Signed to Cleveland practice squad, 12/20/16; Waived by Cleveland, 9/3/16; Signed by Cleveland Browns as an undrafted free agent, 5/5/16.

2021 – Played in 13 games in final season in Chicago and recorded four special teams stops. Posted one special teams stop vs. Detroit, Oct. 3...Finished with one coverage tackle in Thanksgiving win at Detroit, Nov. 25. **2020** – Played in all 16 games with one start; started and lined up at FB in the Week One victory at Detroit...Saw action as a reserve and on special teams in every other game; recorded four special teams stops, including career-high two vs. Detroit, Dec. 6. **2019** – Appeared in one game as a reserve for Washington before being waived, then claimed by Bears...Played in 14 games (seven starts) for Bears, catching seven passes for 91 yards...Caught season-high three passes for 56 yards, including a career-long 30-yarder, in Week 14 victory over the Cowboys. **2018** – After spending the first 16 weeks on the Washington practice squad, signed to 53-man roster in Week 17. **2017** – After going to training camp with Cleveland, spent the first five weeks on their practice squad. **2016** – After going to training camp with the Browns, signed to the practice squad on Dec. 20.

COLLEGE – In four seasons for the Panthers from 2012-15, Holtz posted 81 receptions for 931 yards and 11 touchdowns. As a senior in 2015, he posted 24 grabs for 350 yards (14.6 avg.) with four scoring grabs...Majored in administration of justice.

VETERANS

PERSONAL – One of the WPIAL’s most versatile and highly recruited players at Shaler (Pittsburgh, Pa.) Area HS...Contributed at no fewer than five different positions during his varsity career, including RB, WR, TE, LB and P...Played QB as freshman...Considered one of the country’s top TE prospects...rated nation’s No. 10 TE by Scout...As a senior, rushed for 337 yards on 72 carries, caught 19 passes for 332 yards and scored 15 TDs...Pennsylvania Football News All-Class AAAA...*Pittsburgh Post-Gazette* “Fabulous 22”...*Pittsburgh Tribune-Review* “Terrific 25”...Led Shaler to WPIAL Class AAAA playoffs as senior...Four-year football and basketball letterman... Played C on basketball team and helped Shaler to 20-2 regular-season mark, WPIAL Section 3 title and PIAA Class AAAA playoffs as senior...John Paul Holtz was born Aug. 28, 1993...Brother, Rob, played football at the College of Wooster...Father, Bob played football at California University of Pennsylvania...Mother played volleyball and softball at Robert Morris University.

J.P HOLTZ

Year	Team	GP	GS	RECEIVING				
				No	Yds	Avg	Lg	TD
2019	Wash.-Chi.	15	7	7	91	13.0	30	0
2020	Chicago	16	1	0	0	0.0	-	0
2021	Chicago	13	0	0	0	0.0	-	0
NFL Totals		44	8	7	91	13.0	30	0

ADDITIONAL STATISTICS: Kickoff Returns – Two returns for 23 yards in 2019 and five for 49 yards in 2020; Special Teams Tackles — (2019, 2); (2020, 5); (2021, 4) Total: 11.

CAREER HIGHS: Receptions – 3, vs. Dallas (12/5/19); Receiving Yards – 56, vs. Dallas (12/5/19); Long Reception – 30, vs. Dallas (12/5/19); Kickoff Returns – 2, vs. Detroit (12/6/20); Kickoff Return Yards – 17 (2x), last vs. Detroit (12/6/20); Long Kickoff Return – 17, vs. Detroit (12/6/20); Special Teams Tackles — 2, vs. Detroit (12/6/20).

POSTSEASON

Year	Team	GP	GS	RECEIVING				
				No	Yds	Avg	Lg	TD
2020	Chicago	1	0	0	0	-	-	0
NFL Totals		1	0	0	0	-	-	0



FOOTBALL



VETERANS



**ALBERT
HUGGINS**

**95
DT**

HEIGHT: 6-3 • WEIGHT: 305
COLLEGE: CLEMSON
JOINED SAINTS: FA-21
NFL EXPERIENCE: 2
BORN: 6/27/97

NFL CAREER – Since entering the NFL as an undrafted free agent with Houston in 2019, Huggins has spent time on active/practice squad rosters for five teams. In 2021, Huggins set new career-highs, playing in nine games with one start, recording 16 tackles (three solo). Huggins will look to continue to develop on New Orleans' strong front seven heading into 2022.

CAREER TRANSACTIONS – Activated from Reserve/COVID-19 by Saints, 1/10/22; Placed on Reserve/COVID-19 by Saints, 1/4/22; Signed to the active roster by Saints, 12/2/21; Re-signed to the practice squad by Saints, 10/28/21; Waived by the Saints, 10/25/21; Signed to the active roster by Saints, 9/11/21; Signed to the practice squad by the Saints, 9/1/21; Waived by the Saints, 8/31/21; Signed by the New Orleans Saints, 5/6/21; Elevated to active roster by the Detroit Lions (standard), 1/2/21; Elevated to the active roster by the Lions (standard), 11/25/20; Re-signed to the Lions practice squad, 10/31/20; Practice squad contract terminated by the Lions, 10/29/20; Signed to the Lions practice squad, 10/19/20; Practice Squad contract terminated by the Vikings, 10/9/20; Signed to the practice squad by the Minnesota Vikings, 9/8/20; Waived by the Lions, 9/5/20; Acquired off waivers by the Lions from the Texans, 9/1/20; Waived by the Texans, 8/31/20; Acquired off waivers by the Texans from the Eagles, 7/27/20; Waived by the Eagles, 7/26/20; Signed by the Eagles to a reserve/future contract, 1/16/20; Signed to the Eagles practice squad, 12/10/19... Waived by the Patriots, 12/7/19; Acquired off waivers by the New England Patriots from the Eagles, 12/2/19; Waived by the Eagles, 11/30/19; Signed to the Philadelphia Eagles active roster off the Texans practice squad, 10/22/19; Signed to the Texans practice squad, 9/2/19; Waived by the Texans, 9/2/19; Signed as an undrafted free agent with the Houston Texans, 5/11/19.

2021 – Played in nine games with one start for New Orleans and recorded 16 tackles (13 solo)...In opener vs. Green Bay, Sept. 12, saw action at DT in his Saints debut, recording three tackles (two solo) in 38-3 win over the Packers, with New Orleans surrendering only 43 rushing yards on 15 carries (2.9 avg.)...At Carolina, Sept. 19, rotated at DT and recorded two tackles, with Saints surrendering only 2.7 yards per carry on the ground...At Washington Football Team, Oct. 10, made his first career NFL start and recorded one tackle...At N.Y. Jets, Dec. 12, rotated at DT and recorded one assisted tackle...At Tampa Bay, Dec. 19, rotated at DT and recorded two assisted tackles in Sunday Night Football 9-0 shutout win...Vs. Miami, Dec. 27, rotated in at DT and recorded two tackles...Vs. Carolina, 1/2/22, rotated in at DT and recorded two tackles (one solo)...Missed season finale at Atlanta, 1/9/22, due

VETERANS

to COVID-19 protocols. **2020** – Played in one game for the Lions and recorded no statistics. **2019** – Played in four games for the Philadelphia Eagles, where he recorded three assisted tackles.

COLLEGE – Played four seasons (2015-18) at Clemson, appearing in 46 games at DT, amassing 83 tackles, 11.5 stops for loss and 6.5 sacks...Played in 15 games (two starts) in 2018, helping the Tigers to College Football Playoff Championship win. Played 408 snaps and credited for 30 tackles, 3.5 stops for loss and 2.5 sacks. Started at DT in the national championship game vs. Alabama and recorded five tackles. Notched career-high seven tackles at Georgia Tech...In 13 games with two starts in 2017, totaled 21 tackles, five stops for loss, two sacks and five pressures in 220 snaps. Recorded a season-high five tackles, including 1.5 stops for loss vs. The Citadel. Recorded four tackles, including a season-high two stops for loss and his first sack of 2017 vs. Florida State...In 2016, appeared in 13 games (218 snaps) and registered 20 tackles, three sacks and seven pressures. Posted career-high two sacks for a ten-yard loss against Louisville and added four tackles. Logged four tackles and a sack vs. South Carolina State...In 2015, participated in five games and recorded 12 tackles. Registered five tackles at Miami...Earned degree in parks, recreation and tourism management.

PERSONAL – Attended Orangeburg-Wilkinson (Orangeburg, S.C.) HS...Racked up 73 tackles, ten sacks and three forced fumbles as a senior, when he was named first-team All-American by *Parade*...Invited to play in U.S. Army All-American Bowl.

ALBERT HUGGINS

TACKLES		INTERCEPTIONS							FUMBLES							
Year	Team	GP	GS	Tot	Solo	Asst	Sk	Yds	No	Yds	Lg	TD	PD	FF	FR	Yds
2019	Philadelphia	4	0	3	0	3	0.0	0.0	0	0	0	0	0	0	0	0
2020	Detroit	1	0	0	0	0	0.0	0.0	0	0	0	0	0	0	0	0
2021	New Orleans	9	1	16	13	3	0.0	0.0	0	0	0	0	0	0	0	0
NFL Totals		14	1	19	13	6	0.0	0.0	0	0	0	0	0	0	0	0

CAREER HIGHS: Tackles — 3, vs. Green Bay (9/12/21); Sacks — 0; Interceptions — 0; Passes Defensed — 0; Forced Fumbles — 0; Fumble Recoveries — 0; Special Teams Tackles — 0.



FOOTBALL





JAMES HURST

74 G/T

HEIGHT: 6-5 • WEIGHT: 310
COLLEGE: NORTH CAROLINA
JOINED SAINTS: FA-20
NFL EXPERIENCE: 9
BORN: 12/17/91

NFL CAREER – Originally signed by the Baltimore Ravens as an undrafted free agent in 2014, since signing with New Orleans in 2020, versatility and reliability have been a calling card of Hurst. In eight NFL seasons with Baltimore (2014-19) and New Orleans (2020-21), the Plainfield, In. native's played in 119 regular season contests with 64 starts at four different offensive line positions, left tackle (26), left guard (22), seven at right guard, six starts as a jumbo tight end and three starts at right tackle. In 2021, Hurst played in all 17 regular season games with 15 starts at four different positions, as one of only two Black and Gold offensive linemen to play in every contest.

CAREER TRANSACTIONS – Re-signed by the Saints to a three-year contract, 3/19/21; Signed by the New Orleans Saints to a one-year contract, 5/28/20; Released by the Ravens, 3/16/20; Re-signed by the Ravens to a four-year contract extension, 3/4/18; Re-signed by the Ravens on one-year restricted free agency tender, 4/19/17; Signed by the Baltimore Ravens to a three-year contract as an undrafted free agent, 5/12/14.

2021 – Played in all 17 regular season games with 15 starts at four different positions, opening eight at LT, three at RT, two at LG and two as an extra lineman, one of only two linemen to play in all 17 contests...Vs. Green Bay, Sept. 12, helped block for an offense that produced their highest scoring output of the season with 38 points while allowing zero sacks, a career-high tying five touchdown passes from quarterback Jameis Winston and 171 rushing yards as a team, giving the Saints a 38-3 victory over the Packers...Started at LT and blocked for an offense that totaled a season-high 405 total yards, vs N.Y. Giants, Oct. 3...At Seattle, Oct. 25, started at T in jumbo package, blocking for running back Alvin Kamara as he totaled 179 yards from scrimmage in the Saints' 13-10 Monday Night Football victory...Vs. Tampa Bay, Oct. 31, started at LG as the Saints rushed for 152 yards, helping them earn a 36-27 win over defending Super Bowl champions...Started at LT and blocked for an offense that posted season-high 287 passing yards, at Tennessee, Nov. 14...Vs. Dallas, Dec. 2, started at LT and blocked for an offense that tied a season-high output with 405 total net yards...Started at RT for the Saints' highest rushing output of the season with 203 yards and three touchdowns as a team, propelling New Orleans to a 30-9 victory, at N.Y. Jets, Dec. 12...At Atlanta, 1/9/22, started at LT and finished the season strong blocking for an offense that totaled 195-rushing yards, the second best output of season. **2020** – In first season with Saints, played in 12 regular season games with five starts, opening two as an extra lineman, two at LT and one at LG. Played in both postseason games...Started at LT at Denver, Nov. 29, blocking for a rushing effort of 229 yards and four TDs...At Atlanta, Dec. 6, started at LT and blocked for an offense that rushed for over 200 yards for the second consecutive week...Started at

VETERANS

LG in place of an injured Andrus Peat and blocked for a season-high 583-total yards and 264-rushing yard Christmas Day performance, including 155 yards from running back Alvin Kamara as he tied a NFL record in rushing touchdowns (six) and total touchdowns (six) vs. Minnesota, while not giving up a sack. **2019** – Appeared in all 16 regular season games for Baltimore and the team's postseason contest with Weeks 15 and 17 starts at LT...Part of an offense that broke the NFL record for most rushing yards (3,296) and broke club record with 6,521 total net yards...Helped Ravens set franchise mark with 14 regular season wins...Started in 42-21 win vs. N.Y. Jets, Dec. 12...Started vs. Pittsburgh, Dec. 29. **2018** –Started all ten games he appeared in at three different positions and postseason contest...Helped team produce National Football League's No. 2 rushing attack, totaling 2,441 yards (152.6 ypg)...Baltimore also tallied what was a single-season team-record 5,999 total net yards...Started at RT and helped protect quarterback Joe Flacco, allowing him to complete 25 of 34 passes for 236 yards and three TDs in 47-3 season-opening win vs. Buffalo, Sept. 9...Started for an O-line that helped protect Flacco, allowing him to record 376 passing yards (sixth-highest total of his career) and two TDs at Cincinnati, Sept. 13...Started at RT for a line that paved the way for 451 total yards (most ever for Ravens at Pittsburgh) in 26-14 win at Pittsburgh, Sept. 30...Started at RT for a line that didn't permit a sack and helped pave the way for 123 rushing yards and two touchdowns in 21-0 win at Tennessee, Oct. 14...Part of a line that paved way for 242 rushing yards in 20-12 win vs. Tampa Bay, Dec. 12...Helped ground attack gain season-high 296 yards in 26-24 win vs. Cleveland, Dec. 30...Started at RG in AFC Wild Card Playoff vs. L.A. Chargers, 1/6/19. **2017** – Started all 16 games for Ravens at LG, who permitted the league's seventh-fewest sacks (27, tied), helping team produce the NFL's ninth-ranked scoring attack (24.7 ppg)...Over the last nine games, Baltimore averaged league's second most points per contest...Started at LG for a line that helped rushing attack gain 157 yards, also permitting just one sack, in 20-0 opening victory vs. Cincinnati, Sept. 10...Started at LG for line that helped Ravens register 136 rushing yards and Flacco throw for two TDs in 24-10 win vs. Cleveland, Sept. 17...Started at LG for offense that didn't allow a sack and generated 143 rushing yards in 30-17 victory at Oakland, Oct. 18...Part of line that didn't permit a sack, paving the way for season-high 174 rushing yards in 40-0 win vs. Miami, Oct. 26...Part of line that paved way for 139 rushing yards and two TDs in 23-16 win vs. Houston, Nov. 27...In 60th-consecutive game, played for a line that protected Flacco, allowing zero sacks and helped Ravens produce season-high in points (44) vs. Detroit, Dec. 3...Protected Flacco, allowing him to complete 26 of 42 passes for season-high 288 yards and a TD in 27-10 win at Cleveland, Dec. 17. **2016** – Played in all 16 games with three starts...Part of a line that protected Flacco, allowing him to register a career-high 64.9 completion percentage (436-of-672) and throw for team-record 4,317 yards...Played TE in several games for the Ravens for blocking purposes...Started at LT for an injured Ronnie Stanley and was part of an offensive line that helped generate 130 rushing yards vs. Oakland, Oct. 2...Started at RT for an injured Rick Wagner and protected Flacco (307 yards) at N.Y. Giants, Oct. 16. **2015** – Appeared in all 16 games with eight starts...Played for an O-line that permitted the NFL's third-fewest sacks (24) and helped produce a then-franchise record 4,271 net passing yards (eighth in league)...Started at LT in place of Eugene Monroe and played every snap for an offense that gained then the sixth-most net yards (493) in team history at Oakland, Sept. 20...Started at LT for an O-line that didn't allow a sack and helped Flacco throw for 362 yards, including 186 to wide receiver Steve Smith Sr. (third in team history), vs. Cincinnati, Sept. 27...Started at LT for an offense that produced 191 rushing yards in the 23-20 overtime win at Pittsburgh, Oct. 1...Helped block for running back Justin Forsett, who carried a career-high 27 times



VETERANS

for 150 yards (second-most in his career)...Started at LT, helping Flacco complete 25 of 37 passes for 319 yards, one TD and a season-high 103.3 passer rating, in the 29-26 win vs. San Diego, Nov. 1. Helped block on Flacco's one-yard TD run, giving the Ravens a 26-23 fourth-quarter lead...Started at LT for an offensive line that did not permit a sack in the 33-27 victory at Cleveland, Nov. 30... Played on special teams after starting at jumbo TE in 20-17 win vs. Pittsburgh, Dec. 12, and vs. Kansas City, Dec. 20. **2014** – Appeared in all 16 games with five starts in regular season and started both postseason contests after making the roster as a rookie free agent...Made five starts at left tackle for an offense that at the time established team single-season records in yards (5,838) and points scored (409)...Helped Flacco establish career-highs in passing yards (3,986, since broken) and TD passes (27)...Started first-career game at LT for an offense that posted 454 total yards and five TDs vs. Carolina, Sept. 28...Helped Flacco throw for 327 yards and three TDs for a then-franchise-record 137.4 QB rating...Started at LT for an offense that gained 475 yards and racked up six TDs at Tampa Bay, Oct. 12...Helped protect Flacco, allowing him to complete 75% of his passes (21-of-28) for 306 yards and a franchise-record-tying five TDs and a then-team record 149.7 QB rating...Also helped Forsett rush for his third-career 100-yard game (111 yards)...Started both postseason games at LT, helping produce 727 net yards and 61 points...Started at LT, helping Forsett rush for 129 yards (third-most in Ravens postseason history) and Flacco throw for a postseason franchise-record four TDs in the Divisional Playoff at New England, 1/10/15.

COLLEGE – Played in 50 games (school-record-tying 48 starts) at North Carolina, where he was a two-time first-team All-ACC, two-time second-team All-ACC and Freshman All-America selection (Rivals.com, Phil Steele and The Sporting News)... Earned first-team All-ACC honors as a senior in 2013 after starting all 13 games at left tackle...Received first-team (coaches) and second-team (media) All-ACC accolades after helping the Tar Heels set school records in total offense, scoring and passing yards...Part of the ACC-leading and NCAA's No. 9-ranked O-line that allowed 11 sacks (0.92 per game)...Graduated with a bachelor's degree in exercise and sport science.

PERSONAL – Prepped at Plainfield (In.) HS, where he was a two-time first-team All-Conference, All-Area and All-State honoree...Received Area Player of the Year recognition and ranked as the No. 10 overall player in the country and the No. 2 offensive tackle by Rivals.com as a senior...Participated in the Raven's KaBoom! playground build in the Douglass Homes neighborhood alongside teammates in 2018...Joined teammates to sign autographs and play games during the Ravens' A Purple Evening, the team's annual event dedicated to female fans in 2017...Served as a celebrity shopper during teammate Benjamin Watson's Big BENefit Holiday Shopping Event in 2017...Attended Gridiron Halloween party to benefit Goodwill Industries of the Chesapeake in 2015.

JAMES HURST

Games Played/Started: Baltimore — (2014, 16/5); (2015, 16/8); (2016, 16/3); (2017, 16/16); (2018, 10/10); (2019, 16/2)
New Orleans — (2020, 12/5); (17/15) **NFL Totals: 119/64**

POSTSEASON

Games Played/Started: Baltimore — (2014, 2/2); (2018, 1/1); (2019, 1/0) **New Orleans — (2020, 2/0) NFL Totals: 6/3**



**MARK
INGRAM II**

**14
RB**

HEIGHT: 5-9 • WEIGHT: 215
COLLEGE: ALABAMA
JOINED SAINTS: TR-21 (HOU.)
NFL EXPERIENCE: 12
BORN: 12/21/89

NFL CAREER – The veteran tailback returned to New Orleans in Week Eight of the 2021 season, where he originally was the 28th overall pick in the 2011 NFL Draft. Ingram has played in 146 career games with 97 starts, carrying 1,755 times for 7,878 yards (4.5 avg.) with 64 touchdowns, while catching 287 passes for 2,057 yards with ten touchdowns. Ingram, who possesses the versatility to contribute in both the running game and the passing game in the Saints offense, became the franchise’s leading rusher in 2021 and only the second player in team record books with at least 8,000 total yards from scrimmage.

CAREER TRANSACTIONS – Acquired by Saints from Houston in exchange for future considerations 10/29/21; Signed by Houston, 3/24/21; Released by Baltimore, 1/19/21; Signed by Baltimore Ravens to a three-year contract (UFA-NO), 3/13/19; Placed by Saints on Injured Reserve, 12/10/15; Agreed to terms with Saints on a four-year contract, 3/8/15; Placed on Injured Reserve, 1/3/12; Signed by Saints to a four-year contract, 7/30/11; Selected by New Orleans in the first round (28th overall) of the 2011 NFL Draft.

HONORS – **2019:** Pro Bowl; **2018:** Saints Man of the Year (club nominee for NFL Walter Payton Man of the Year); **2017:** Pro Bowl; Castrol Clutch Performer of the Week (Week Six); FedEx Ground Player of the Week and Castrol Edge Clutch Performer of the Week (Week Ten); NFC Offensive Player of the Week and FedEx Ground Player of the Week (Week 11); **2016:** FedEx Ground Player of the Week and NFC Offensive Player of the Week (Week 12); **2014:** Pro Bowl; FedEx Ground Player of the Week (Week Eight); 2013: FedEx Ground Player of the Week (Week Ten); **2012:** Ed Block Courage Award (Saints recipient).

2021 – Started first seven games of season for Houston and led Texans in rushing with 92 carries for 294 yards and one touchdown and caught seven passes for 24 yards. Upon being acquired by New Orleans, played in seven contests with three starts and carried 68 times for 260 yards with one touchdown and caught 20 passes for 138 yards...In season-opening win for Texans vs. Jacksonville, Sept. 12, carried 26 times for 85 yards with one touchdown...Carried 18 times for 73 yards and caught two passes for eight yards at Indianapolis, Oct. 17...In his return to the Saints vs. Tampa Bay, Oct. 31, carried six times for 27 yards (4.5 avg.) and caught two passes for a gain of 25 yards (12.5 avg.)...Started vs. Atlanta, Nov. 7 and carried nine times for 43 yards (4.8 avg.) and caught five passes for a gain of 21...Started at Tennessee, Nov. 14, and became franchise’s all-time leading rusher, when he carried 14 times for



VETERANS

47 yards with a TD and added four receptions for 61 yards (15.3 avg.). In addition to surpassing Deuce McAllister on team's all-time rushing list (6,124), Ingram took sole possession of third place in club records past McAllister with his 56th touchdown and surpassed McAllister to move into fourth in club record books in total yards from scrimmage (7,829)...At Philadelphia, Nov. 21, started and led team in rushing with 16 carries for 88 yards (5.5 avg.) and caught six passes for 25 yards. Moved into second place past Eric Martin in total yards from scrimmage (7,942)...Carried four times for 17 yards (4.3 avg.) vs. Miami, Dec. 27 as he became the second player in Saints history to accrue 8,000 career scrimmage yards, joining Marques Colston. **2020** – Tallied 299 rushing yards and two touchdowns on 72 carries (4.2 avg.) for the highest-ranked rushing attack in the NFL (191.9 yards per game). On fourth-and-one late in the fourth quarter, took a direct snap and rushed 30 yards for a TD to help seal the win for the Ravens at Houston, Sept. 20...Totaled eight carries for 34 yards (4.3 avg.) and one rushing TD at Washington, Oct. 4...Spearheaded the Ravens' 161-yard rushing performance with a team-high 57 yards on 11 carries (5.2 avg.) vs. Cincinnati, Oct. 11. **2019** – Earned Pro Bowl honors after he led Ravens in rushing attempts (202) and rushing touchdowns (10) and ranked second (Lamar Jackson, 1,206) in rushing yards (1,018). Also helped Baltimore produce the best scoring offense (33.2 points per game) in the NFL and set new NFL single-season record for rushing yards (3,296)...In Ravens debut, posted 107 rushing yards and two TDs at Miami, Sept. 8, helping Baltimore set single-game team records in yards (643) and points scored (59). Produced three rushing TDs for second time (Week 10 of 2017) in career and totaled 103 yards on 16 carries (6.4 avg.) at Kansas City, Sept. 22. His performance marked the fifth time a Raven rushed for three TDs in a game...Totaled 44 rushing yards and one touchdown on 19 attempts at Pittsburgh, Oct. 16, marking his sixth-consecutive season with at least six rushing TDs...Posted game-high 115 yards on 15 carries (7.7 avg.) vs. New England, Nov. 3, recording his third 100-yard rushing output of the season and 18th of his career...Logged 48 rushing yards, three receptions for 37 yards (12.3 avg.) and a career-high two receiving TDs vs. Houston, Nov. 17...Rushed for 111 yards and one TD on 15 carries (7.4 avg.), marking his fourth 100-yard rushing performance of the season at L.A. Rams, Nov. 25, while also notching a seven-yard touchdown reception...Recorded 76 rushing yards on 13 attempts (5.8 avg.), one rushing TD and a 10-yard TD reception vs. N.Y. Jets, Dec. 12...Amassed 55 rushing yards on eight carries (6.9 avg.) and 36 receiving yards on two catches (18.0 avg.), including a 12-yard TD catch at Cleveland, Dec. 22. 15 total TDs on the season tied team single-season record. **2018** – Played in 12 games with six starts and ranked second on Saints in rushing with 138 carries for 645 yards (4.6 avg.) with six touchdowns, adding 21 receptions for 170 yards with a touchdown. In two postseason contests with one start, carried 18 times for 84 yards and caught four passes for 15 yards...Made 2018 debut, starting vs. Washington, Oct. 8, when he finished with 16 carries for 53 yards and two TDs, adding two receptions for ten yards...At Minnesota, Oct. 28, carried 13 times for 63 yards (4.9 avg.) and caught three passes for 28 yards (5.6 avg.)...At Cincinnati, Nov. 11, finished with 13 carries for team-high 104 yards and tallied three receptions for 58 yards and a TD...In 100th career game vs. Philadelphia, Nov. 18, finished with 103 yards on 16 carries with two TDs...Vs. Atlanta, Nov. 22, carried 11 times for 52 yards (4.7 avg.) and caught two passes for 14 yards...At Tampa Bay, Dec. 9, carried 13 times for 52 yards with one TD...At Carolina, Dec. 17, carried 12 times for 63 yards (5.3 avg.), becoming fifth

VETERANS

Saint with 7,500 yards from scrimmage...Started vs. Pittsburgh, Dec. 23, carrying 11 times for 35 yards with one touchdown, as he surpassed McAllister and became club's all-time rushing touchdown leader (50). Also moved into a tie for second place in club record books with McAllister for overall touchdowns (55)...In regular season finale vs. Carolina, Dec. 30, finished with 28 yards rushing on five carries and caught two passes for 15 yards in limited action...In NFC Divisional Playoff win over Philadelphia, 1/13/19, carried nine times for 53 yards (5.9 avg.). Ingram's fourth quarter 36-yard carry is the longest non-scoring rush in franchise postseason history. **2017**- Played in all 16 regular season games with 12 starts, rushing for a career high 1,124 yards on a career-high 230 attempts, averaging 4.9 yards per carry, with a career-high 12 touchdowns, also adding a career-high 416 yards receiving on a career-high 58 catches. 1,540 total yards from scrimmage marked a new career-high ranking seventh in the NFL and seventh all-time on club's single-season list. His rushing yard total ranked second in the NFC and fifth in league. Ranked fourth in league in average per attempt (4.89 avg.). Ranked second in league in rushing touchdowns (12). Named to Pro Bowl for second time. Vs. New England, Sept. 17, started and carried eight times for 52 yards (6.5 avg.) and caught four passes for 24 yards. Passed George Rogers to move into second on team career rushing yardage list...Started and carried a team-high 14 times for team-high 56 yards and also caught two passes for 30 yards (15.0 avg.), including a 25-yard grab at Carolina, Sept. 24...At Miami (Wembley Stadium-London), Oct. 1, started and carried 14 times for 45 yards and also caught four passes for 17 yards...Carried 25 times for 114 yards (4.6 avg.) with two TDs, tying career-high for rushing TDs, including season-long 51-yard rush and caught team-high five passes for 36 yards, for game-high 150 yards from scrimmage vs. Detroit, Oct. 15...At Green Bay, Oct. 22, started and carried 22 times for 105 yards (4.8 avg.) with a TD and caught four passes for five yards. Was his second career 100-yard rushing game against Packers...Opened 50th career game and carried 18 times for 75 yards (4.2 avg.) with a one-yard TD vs. Chicago, Oct. 29, Moved into eighth place on club's all-time list for total touchdowns past wide receiver Lance Moore and also added six receptions for 24 yards...Vs. Tampa Bay, Nov. 5, started and carried 16 times for 77 yards (4.8 avg.) and had two-yard catch...Started and carried 21 times for 131 yards with a career-high three touchdowns at Buffalo, Nov. 12, game-highs in all three categories, as part of an effort that resulted in 298 total rushing yards, the third-highest total in team history, and a team-record 20 rushing first downs and six rushing TDs. Joined with Alvin Kamara to form the first Saints duo with 100-yard rushing games since Reggie Bush and Deuce McAllister at N.Y. Giants on Dec. 24, 2006, and collaborated with Michael Thomas (117 receiving yards) for first trio in team history with two 100-yard rushing games and one 100-yard receiving game. Became the seventh Saint to reach 6,000 yards from scrimmage and moved into seventh on club all-time touchdown list...Vs Washington, Nov. 19, started and led Saints in rushing with 11 carries for a season-high 134-yards (12.2 avg.) with a touchdown. Recorded the longest rush of the day with a 36-yard TD run, moving him into sole possession of second place on club's all-time rushing list passing Hilliard. Surpassed 5,000 career rushing yards becoming the second Saint to do so, joining McAllister. It was Ingram's 13th career 100-yard rushing game, as he moved past fellow Heisman Trophy winner Ricky Williams to move into sole possession of third place in club records for 100-yard rushing games. With four 100-yard rushing games in 2017, tied with 2014 for the most by him in club record books. Added three catches for 21 yards for



VETERANS

game-high 155 yards from scrimmage. Named NFC Offensive Player of the Week... Carried 14 times for 86 yards (6.1 avg.) with a touchdown and caught team-high six passes for 37 yards vs. Carolina, Dec. 3...Tied career-high for rushing touchdowns of nine originally set in 2014 and moved into fifth place in club record books in total yards from scrimmage...At Atlanta, Dec. 7, started and carried 12 times for 49 yards and caught four passes for 43 yards (10.8 avg.)...Started and carried 12 times for 74 yards (6.2 avg.) with two TDs, including a fourth quarter 50-yard TD to set career-highs in both rushing TDs (11) and total TDs (11) vs. N.Y. Jets, Dec. 17. Added five receptions for 77 yards (15.4 avg.), including a first quarter 54-yard grab to finish with game-high 151 yards from scrimmage. Joined McAllister (2002-04) and Williams (2000-01) as the third Saint with back-to-back 1,000 yard rushing seasons...Vs. Atlanta, Dec. 24, started and carried 13 times for 44 yards with a 26-yard TD and caught three passes for 22 yards...Started both postseason games...In Wild Card Playoff win vs. Carolina, 1/7/18, carried nine times for 22 yards with a 13-yard reception and a fumble recovery...Carried ten times for 25 yards with a three-yard reception in Divisional Playoff loss at Minnesota, 1/14/18. **2016** - Played in all 16 games with 14 starts. Rushed 205 times for club-best 1,043 yards (career-high 5.1 avg.), with six TDs, as he was the club's first 1,000-yard rusher since McAllister in 2006. Added 46 receptions for 319 yards with four TDs, for a career-high ten total TDs. Career-high and team-high 1,362 yards from scrimmage total ranks tenth all-time on club's single-season list...Ranked fifth in the NFL in yards per carry (5.1), 11th in rushing, tied for 12th in first downs (67), ranked 14th in yards from scrimmage and 15th in scoring among non-kickers (64)...Carried 15 times for 77 yards (5.1 avg.), had four grabs for 30 yards, including a five-yard TD, his first career scoring reception and rushed for two-point conversion vs. Atlanta, Sept. 26... At Chargers, Oct. 2, carried 18 times for 56 yards with a TD and recorded team-leading six receptions for club-best 49 yards... At San Francisco, Nov. 16, carried 15 times for 158 yards (10.5 avg.) with career-long 75-yard TD and added two receptions for 13 yards with a TD. 75-yard TD was fourth longest in team records...At Carolina, Nov. 17, carried seven times for 28 yards and caught three passes for 47 yards before leaving (tested for concussion symptoms). Reached 3,770 career rushing yards, passing Thomas for fourth place on club's all-time rushing list...Vs. L.A. Rams, Nov. 26, carried 14 times for 146 yards (10.4 avg.) with a one-yard TD and also recorded a 21-yard TD reception on a screen pass. TD run was his 29th career rushing TD, moving him past Chuck Muncie and Thomas for sole possession of third place on club's all-time list. Selected as NFC Offensive Player of the Week for first time...Vs. Detroit, Dec. 4, carried seven times for 37 yards (5.3 avg.) and recorded five receptions for 16 yards. Became first Saint to have 1,000 total yards from scrimmage in three-consecutive seasons since Marques Colston did so from 2009-12. At Arizona, Dec. 18, carried 17 times for 78 yards and caught two passes for 14 yards...Joined McAllister, Hilliard and Rogers to become fourth Saint with 4,000 career rushing yards...Vs. Tampa Bay, Dec. 24, carried 18 times for 90 yards (5.0 avg.) with two TDs and ran for a two-point conversion for 14 points and added two receptions for three yards. At Atlanta, 1/1/17, carried 20 times for 103 yards (5.2 avg.) with a TD and caught six passes for 29 yards. Became club's first 1,000-yard rusher since McAllister (2006). **2015**— Played in 12 games with 10 starts and carried 166 times for club-best 769 yards (4.6 avg.), with six touchdowns, while adding 50 receptions for 405 yards to set career-highs in receiving...Started opener at Arizona, Sept. 13, rushing nine times for 24 yards and catching a career-high eight

receptions for a career-high 98 yards (12.3 avg.), including a career-long 59-yard grab...Rushed for 50 yards and a TD on 14 carries, and caught five passes for 49 yards at Carolina, Sept. 27...Started on Sunday Night Football vs. Dallas, Oct. 4, and rushed for 77 yards on 17 attempts, adding 51 yards on six receptions and finishing with game-high 128 yards from scrimmage...Started and rushed for 46 yards with two TDs, adding ten yards on three receptions vs. Atlanta, Oct. 15...Started at Indianapolis, Oct. 25, rushing for 143 yards and a touchdown on 14 attempts (10.2 avg.), including a 44-yard run...Started vs. N.Y. Giants, Nov. 1, and carried 16 times for 80 yards (5.0 avg.) and caught four passes for 39 yards, successfully converted a first down on a key fourth-and-one play from the New Orleans 29-yard line late in fourth quarter on game-tying drive...Started and gained 77 yards on five carries (15.4 avg.), including a 70-yard run, and added three receptions for 21 yards at Washington, Nov. 15...Started and carried nine times for 52 yards (5.8 avg.) and also added six receptions for 45 yards at Houston, Nov. 29, reaching 1,000 yards from scrimmage for the second consecutive season...Started vs. Carolina, Dec. 6, and gained 56 yards on 12 carries (4.7 avg.), with a TD, and made four receptions for 23 yards...Placed on Injured Reserve, Dec. 10. **2014** – Played in 13 games, starting nine. Notched 964 rushing yards on 226 attempts and nine TDs. Added 29 catches for 145 yards. Talled four 100-yard games. Tied for third in NFL in rushing touchdowns, ranked seventh in rushing yards per game (74.2) and 14th in rushing yards. Named to Pro Bowl for first time, the first Saints RB since McAllister (2003)...In season opener at Atlanta, Sept. 7, carried team-leading 13 times for game-high 60 yards (4.6 avg.) and two TDs...At Cleveland, Sept. 14, carried team-leading 11 times for game-high 83 yards (7.5 avg.) with a TD and caught three passes for 21 yards. Sidelined for three contests (hand surgery)...Returned and started and rushed for career-high 172 yards on 24 carries (7.2 avg.) with a TD in win vs. Green Bay, Oct. 26...Started and rushed 30 times for 100 yards with two TDs and added a ten-yard reception at Carolina, Oct. 30...Rushed 27 times for 120 yards (4.4 avg.) vs. San Francisco, Nov. 9, as he became the first Saint to have 100 yards rushing in three straight games since McAllister in 2003...Rushed 23 times for 122 yards (5.3 avg.), including a season-long 31-yard carry at Pittsburgh, Nov. 30...Started at Chicago, Dec. 15 and rushed 17 times for 59 yards and a TD...In finale at Tampa Bay, Dec. 28, rushed 14 times for 57 yards with a one-yard TD. **2013** – Played in 11 games with three starts and carried 78 times for 386 yards (4.9 avg.) with a touchdown and added seven receptions for 68 yards. In two postseason contests with one start, was club's leading rusher with 28 carries for 146 yards (5.2 avg.) with a touchdown, adding three receptions for 17 yards...Inactive weeks 3-8 (toe)...Enjoyed breakout performance vs. Dallas, Nov. 10, carrying 14 times for 145 yards (10.4 avg.) with a TD and two receptions for 15 yards for 160 yards of offense...Carried 13 times for 83 yards (6.4 avg.) at Carolina, Dec. 22...In postseason debut, received start and carried 18 times for 97 yards with one TD and three receptions for 17 yards in NFC Wild Card Playoff win at Philadelphia, 1/4/14...In NFC Divisional Playoff at Seattle, 1/11/14, carried 10 times for 49 yards, also rushing for a two-point conversion. **2012** – Appeared in all 16 games with five starts. Finished first on team in rushing, carrying 156 times for 602 yards with a team-best five touchdowns, adding six receptions for 29 yards...Carried team-high 16 times for 53 yards and a TD at Carolina, Sept. 16...Received first start of season and rushed seven times for 44 yards (6.3 avg.) and hauled in two passes for 23 yards vs. Philadelphia, Nov. 5...Ran 12 times for 67 yards (5.6 avg.) while scoring on a 27-yard carry



VETERANS

at Oakland, Nov. 18...Led team in rushing with a season-high 90 yards on 14 carries (6.4 avg.) with a touchdown, including a season-long 31-yard rush vs. Tampa Bay, Dec. 16...Voted by teammates as club's 2012 Ed Block Courage Award recipient following successful comeback from knee and toe surgeries. **2011** – Appeared in ten games with four starts as rookie, carrying 122 times for 474 yards with five touchdowns, tying for team lead in scoring runs. Added 11 receptions for 46 yards...Scored first career NFL TD on a fourth quarter 13-yard game-winning rush, as he totaled nine rushes for 38 yards, vs. Houston, Sept. 25...Powered rushing attack that racked up 236 yards vs. Indianapolis, Oct. 23, carrying 14 times for game-high 91 yards (6.5 avg.) before leaving in fourth quarter (heel)...Splitting carries with Darren Sproles and Pierre Thomas to spearhead a three-headed running attack that gained 205 rushing yards, was New Orleans' leading rusher vs. N.Y. Giants, Nov. 28, when he carried 13 times for 80 yards (6.2 avg.) with a fourth quarter 35-yard TD. Added two receptions for 14 yards...Was New Orleans' leading rusher vs. Detroit, Dec. 4, when he carried 16 times for 54 yards with a second quarter 14-yard TD run that put Saints up 10-0 before suffering season-ending toe injury that required surgery.

COLLEGE – Appeared in 39 games at University of Alabama with 24 starts, rushing for 3,261 yards and 42 touchdowns, scoring 46 times overall...As a junior, after missing the first two games (knee surgery), started the remaining 11 and carried 158 times for 875 yards (5.5 avg.) with 13 TDs...All-SEC second-team by league coaches, co-recipient of Alabama's Offensive Player of the Year award and one of six recipients of Alabama's Commitment to Academic Excellence award...Produced 54 first downs on 158 rushes (34.2%), converting on 9-of-16 third down attempts (56.3%)...Had 21 receptions for 282 yards (13.4 avg.) with one TD...Heisman Trophy recipient as sophomore, the first in the Crimson Tide's history and a consensus All-American first-team selection and finished as finalist for the Maxwell, Doak Walker and Walter Camp Player of the Year awards...Also named *The Sporting News* National Player of the Year, *Associated Press* SEC Offensive Player of the Year and unanimous first-team All-SEC (AP and league coaches)...Started all 14 games as a sophomore, led the conference and ranked fourth nationally with a school-record 1,658 yards and 17 TDs on 271 carries (6.1 avg.), also adding 32 receptions for 334 yards (10.4 avg.) and three TDs...Rushing total ranked sixth in Southeastern Conference history upon departure...1,992 all-purpose yards were ranked second in school history and eighth on the SEC single-season list...Rushed for 246 yards vs. South Carolina, which ranked as the school's third-highest total...Earned the National Championship Offensive MVP award vs. Texas after rushing for 116 yards and two TDs...SEC Coaches Freshman All-Conference selection as he played in all 14 games as a reserve and gained 728 yards rushing with a team-high 12 TDs on 143 carries (5.1 avg.) and also added 54 yards receiving on seven catches...Telecommunications and film major.

PERSONAL – Attended Grand Blanc (Flint, Mich.) HS from 2003-06, where he ran for 846 yards and 14 TDs on 121 carries (7.0 avg.) as a junior, adding 260 yards and two scores on 22 receptions (11.8 avg.), posting 33 tackles with two interceptions at cornerback...Prepped at Flint Southwestern Academy as senior in 2007 and earned All-State and Detroit Free Press Offensive Dream Team honors after rushing for 1,699 yards and 24 touchdowns, adding 84 tackles with eight interceptions...Father, Mark Ingram Sr., played WR for Michigan State before being drafted by the New

VETERANS

York Giants 28th overall in 1987 and played ten NFL seasons with the Giants, Miami Dolphins, Green Bay Packers and Philadelphia Eagles, including a Super Bowl XXV win...His Mark Ingram Foundation provides support to the children of incarcerated parents, hosting annual Christmas shopping sprees...Part of a group of NFL players that donated supplies to residents of Ingram's hometown of Flint during the city's 2016 water crisis...From 2015-17, participated in the Zurich Classic Celebrity Shootout, to raise money and awareness for his foundation...In the 2018 offseason, participated in a USO Tour to visit with and support troops stationed abroad in Europe...Received Volunteers of America's 2018 Ballington and Maud Booth Award for community service...Visited NOCCA with Kamara and Cameron Jordan to encourage students who created the feature 'Shut 'Em Down' for the 2018 Saints-Falcons Thanksgiving contest...In January, partnered with Microban 24 to donate \$10,000 to the 18th Ward Sports Club, a non-profit organization that provides high-quality and low-cost youth sports programs in New Orleans, regardless of race, gender, income, or neighborhood...Born one Dec. 21, 1989 in Hackensack, N.J.



FOOTBALL

MARK INGRAM II

Year	Team	GP	GS	RUSHING					RECEIVING				
				Att	Yds	Avg	Lg	TD	No	Yds	Avg	Lg	TD
2011	New Orleans	10	4	122	474	3.9	35t	5	11	46	4.2	9	0
2012	New Orleans	16	5	156	602	3.9	31	5	6	29	4.8	16	0
2013	New Orleans	11	3	78	386	4.9	34	1	7	68	9.7	23	0
2014	New Orleans	13	9	226	964	4.3	31	9	29	145	5.0	14	0
2015	New Orleans	12	10	166	769	4.6	70	6	50	405	8.1	59	0
2016	New Orleans	16	14	205	1,043	5.1	75t	6	46	319	6.9	22	4
2017	New Orleans	16	12	230	1,124	4.9	72	12	58	416	7.2	54	0
2018	New Orleans	12	6	138	645	4.7	38	6	21	170	8.1	28t	1
2019	Baltimore	15	15	202	1,018	5.0	53	10	26	247	9.5	25t	5
2020	Baltimore	11	9	72	299	4.2	30t	2	6	50	8.3	18	0
2021	Houston	7	7	92	294	3.2	24	1	7	24	3.4	10	0
2021	New Orleans	7	3	68	260	3.8	28	1	20	138	6.9	34	0
NFL Totals		146	97	1755	7,878	4.5	75t	64	287	2,057	7.2	59	10

CAREER HIGHS: Rushes — 30 at Carolina (10/30/14); **Rushing Yards** — 172, vs. Green Bay (10/26/14); **Long Rush** — 75, at San Francisco (11/6/16); **Rushing TDs** — 3 (2x), at Buffalo (11/12/17) and at Kansas City (9/22/19); **Receptions** — 8, at Arizona (9/13/15); **Receiving Yards** — 98, at Arizona (9/13/15); **Long Reception** — 59, at Arizona (9/13/15); **Receiving TDs** — 2, vs. Houston (11/17/19); **Total Yards From Scrimmage** — 175, vs. Green Bay (10/26/14); **Touches** — 31, at Carolina (10/30/14).

POSTSEASON

Year	Team	GP	GS	RUSHING					RECEIVING				
				Att	Yds	Avg	Lg	TD	No	Yds	Avg	Lg	TD
2013	New Orleans	2	1	28	146	5.2	18	1	3	17	5.7	11	0
2017	New Orleans	2	1	19	47	2.5	9	0	2	16	8.0	13	0
2018	New Orleans	2	1	18	84	4.7	36	0	4	15	3.8	8	0
2019	Baltimore	1	1	6	22	3.7	7	0	1	9	9.0	9	0
NFL Totals		7	4	71	299	4.2	36	1	10	57	5.7	13	0

POSTSEASON CAREER HIGHS: Rushes — 18, at Philadelphia (1/4/14); **Rushing Yards** — 97, at Philadelphia (1/4/14); **Long Rush** — 36, vs. Philadelphia (1/13/19); **Rushing TDs** — 1, at Philadelphia (1/4/14); **Receptions** — 3, at Philadelphia (1/4/14); **Receiving Yards** — 17, at Philadelphia (1/4/14); **Long Reception** — 13, vs. Carolina (1/7/18); **Receiving TDs** — 0; **Total Yards From Scrimmage** — 114, at Philadelphia (1/4/14).



VETERANS



**JALEEL
JOHNSON**

**91
DT**

HEIGHT: 6-3 • WEIGHT: 316

COLLEGE: IOWA

JOINED SAINTS: UFA-22 (HOU)

NFL EXPERIENCE: 6

BORN: 7/12/94

NFL CAREER – Jaleel Johnson returns to New Orleans for his sixth NFL campaign. Originally a fourth round draft pick (109th overall) of the Minnesota Vikings out of Iowa in 2017, Johnson has played in 65 regular season games with 20 starts for the Vikings (2017-20) and Houston Texans (2021), posting 110 tackles (54 solo), 5.5 sacks, one forced fumble and one fumble recovery. In 2021, after going to training camp with the Texans and spending the first week of the season on the Saints practice squad, he appeared in 12 games for Houston and recorded 23 tackles (11 solo) and a fumble recovery. In 2020, he started all 16 games in his final season with the Vikings and posted a career-high 44 stops (22 solo) and 1.5 sacks.

TRANSACTIONS – Agreed to terms with Saints on a one-year contract (UFA-Hou.), 4/4/22; Activated from Reserve/COVID-19, 12/29/21; Placed on Reserve/COVID-19, 12/21/21; Signed by Texans, 9/15/21; Signed to New Orleans Saints practice squad, 9/6/21; Released by Texans, 8/31/21; Signed by Houston Texans (UFA-Min.), 4/8/21; Signed by Vikings to four-year contract, 5/10/18; Selected by Minnesota Vikings in the fourth round (109th overall) of the 2017 NFL Draft.

2021 – Played in 12 games in his first season as a Texan, totaling 23 tackles (11 solo) and a fumble recovery...Appeared in his first game as a Texan at Cleveland, Sept. 19...Logged first tackle as Texan vs. Carolina, Sept. 23...Tallied three solo tackles and first career fumble recovery vs. New England, Oct. 10...Recorded three tackles and his first quarterback hit of season at Tennessee, Nov. 21...Notched season-high four tackles (two solo) vs. the N.Y. Jets, Nov. 28...Posted a solo tackle and a stop for loss at Jacksonville, Dec. 19. **2020** – Started all 16 games for the first time and notched a career-high 44 tackles (22 solo), adding 1.5 sacks...Recorded six tackles (four solo) at Indianapolis, Sept. 20...Tallied three total tackles and a split sack vs. Atlanta, Oct. 18...Logged season-high seven total tackles (three solo) and his first full sack of the year vs. Dallas, Nov. 22. **2019** – Appeared in all 16 regular season games with three starts and set single season career highs in sacks (3.5)...Made his second start of the season and contributed a season-best six total tackles (three solo) while also adding 1.0 sack vs. Denver, Nov. 17...Posted 1.0 sack in the second quarter of Week 15 which marked consecutive games with a sack for the first time in his career vs. Detroit, Dec. 8...Sacked L.A. Chargers QB Philip Rivers for a nine-yard loss, Dec. 15. **2018** – Saw action in all 16 games with one start and logged 13 total tackles (six solo), a split sack, and a forced fumble...Recorded a season-high four total tackles (two solo) and also added a split sack in his lone start of season at N.Y. Jets, Oct. 21...Forced his first career fumble on Bears RB Tarik Cohen in the fourth

VETERANS

quarter at Chicago, Nov. 18. **2017** – Played in five regular season games and two postseason contests as a rookie for the Vikings, contributing one assisted tackle... Saw action in first NFL game at Chicago, Oct. 9...Logged a stop vs. Green Bay, Oct. 15...Posted two tackles in NFC Championship at Philadelphia, 1/21/18.

COLLEGE CAREER – Played four seasons (2013-16) at Iowa after redshirting freshman season (2012)...Earned first-team All-Big Ten honors senior season (2016), totaling 55 tackles (29 solo), ten stops for loss and eight sacks...Received honorable mention All-Big Ten honors by the league coaches and media following his junior season, when he tallied 45 tackles (22 solo), 5.5 tackles for and 4.0 sacks in 14 games...Received an increased role during his sophomore campaign (2012) as he appeared in all 13 games and notched 11 total tackles (two solo), with 2.5 stops for loss and a sack...Appeared in seven games as a freshman (2013)..Graduated with a bachelor's degree in sociology.

PERSONAL – Attended Montini Catholic (Lombard, Ill.) HS for his senior year after spending his first three years at St. Joseph's (Westchester, Ill.) HS...Earned prep All-American honors and first-team All-State recognition as a senior...Was a team captain and played both offensive and defensive line as his team went 12-2 en route to winning the state championship...Also wrestled at St. Joseph's, earning two varsity letters...Born on July 12, 1994 in Brooklyn, N.Y.

JALEEL JOHNSON


Year	Team	GP	GS	Tot	TACKLES			Yds	INTERCEPTIONS			FUMBLES				
					Solo	Asst	Sk		No	Yds	Lg	TD	PD	FF	FR	Yds
2017	Minnesota	5	0	1	0	1	0.0	0.0	0	0	0	0	0	0	0	0
2018	Minnesota	16	1	13	6	7	0.5	0.5	0	0	0	0	0	1	0	0
2019	Minnesota	16	3	29	15	14	3.5	19.5	0	0	0	0	0	0	0	0
2020	Minnesota	16	16	44	22	22	1.5	8.5	0	0	0	0	0	0	0	0
2021	Houston	12	0	23	11	12	0.0	0.0	0	0	0	0	0	0	1	0
NFL Totals		65	20	110	54	56	5.5	28.5.0	0	0	0	0	0	1	1	0

CAREER HIGHS: Tackles — 7, vs. Dallas (11/22/20); Sacks — 1 (4x), last vs. Dallas (11/22/20); Interceptions — 0; Passes Defensed — 0; Forced Fumbles — 1, at Chicago (11/18/18); Fumble Recoveries — 1, vs. New England (10/10/21).

POSTSEASON

Year	Team	GP	GS	Tot	TACKLES			Yds	INTERCEPTIONS			FUMBLES				
					Solo	Asst	Sk		No	Yds	Lg	TD	PD	FF	FR	Yds
2017	Minnesota	2	0	2	1	1	0.0	0.0	0	0	0	0	0	0	0	0
2019	Minnesota	2	0	2	1	1	0.0	0.0	0	0	0	0	0	0	0	0
NFL Totals		4	0	4	2	2	0.0	0.0	0	0	0	0	0	0	0	0

POSTSEASON CAREER HIGHS: Tackles — 2, at Philadelphia (1/21/18); Tackles For Loss — 1, at New Orleans (1/5/20); Sacks — 0; Passes Defensed — 0; Forced Fumbles — 0; Fumble Recoveries — 0.



JUWAN JOHNSON

83 TE

HEIGHT: 6-4 • WEIGHT: 231

COLLEGE: OREGON

JOINED SAINTS: FA-20

NFL EXPERIENCE: 3

BORN: 9/13/96

NFL CAREER – This former Penn State and Oregon wideout was signed by the Saints in 2020 following the NFL Draft and transitioned into the tight end position in his second season. In 2021, the New Jersey native appeared in 14 games with two starts and finished with 13 receptions for 159 yards (12.2 avg.) with four touchdowns. In 2022, Johnson looks to continue to develop and build off his promising sophomore campaign.

CAREER TRANSACTIONS – Activated from Reserve/COVID-19, 12/28/21; Placed on Reserve/COVID-19, 12/21/21; Signed to active roster from practice squad, 12/19/20; Elevated to active roster, 12/12/20; Elevated to active roster, 12/5/20; Elevated to active roster, 10/31/20; Elevated to active roster, 10/24/20; Agreed to terms on a practice squad contract, 9/6/20; Waived, 9/5/20; Agreed to terms with Saints, 4/27/20.

2021 – Played in 14 games with two starts, finishing with 13 receptions for 159 yards (12.2 avg.) and four touchdowns, all career-highs...In season-opener vs. Green Bay, Sept. 12, caught career-high three passes for 21 yards and recorded his first two NFL TDs, helping the Saints defeat the Packers 38-3...At Carolina, Sept. 19, recorded a 23-yard reception...Vs. N.Y. Giants, Oct. 3, recorded two receptions for 20 yards and one touchdown...Vs. Tampa Bay, Oct. 31, made first career start at TE...At Tennessee, Nov. 14, caught two passes for a career-high 36 yards...vs. Dallas, Dec. 12, had a career-long 27-yard catch...At Atlanta, 1/9/22, caught one pass for a five-yard touchdown. **2020** – Played in seven games with four starts in rookie campaign at WR...Totaled four receptions for 39 yards (9.8 avg)...Made debut, starting and playing on special teams vs. Carolina, Oct. 25...At Chicago, Nov. 1, caught first career pass, a five-yard grab from QB Drew Brees...Recorded key first-down pickup from QB Taysom Hill to bring the ball to the Eagles 39-yard line on a 11-yard reception on a touchdown drive at Philadelphia, Dec. 13...Contributed on offense and special teams and caught a pass for a 19-yard gain from Brees vs. Minnesota, Dec. 25.

COLLEGE – Played as a graduate transfer at Oregon in 2019 after playing at Penn State from 2016-18...In four college seasons, played in 47 games and recorded 111 receptions for 1,590 yards and six touchdowns...In 2019, played in the final ten games for the Ducks after missing the first four with a calf injury and recorded 30 receptions for 467 yards (15.6 avg.) and six touchdowns, finishing second on the team with eight grabs over 20 yards...As a Penn State junior in 2018, played in ten games and made seven starts, finishing with 25 catches for 352 yards and a TD...As a sophomore, started all 13 games and finished seventh in the Big Ten in receptions (54) and receiving yards (701)...As a redshirt freshman, appeared in all 14 games, primarily on special teams and ranked second on the team with nine coverage stops,

VETERANS

including eight on kickoff return, one blocked punt and two receptions for 70 yards... Graduated in 2018 from Penn State with a bachelor's degree in telecommunications.

PERSONAL – Consensus four-star and top 200 prospect by multiple recruiting outlets and services at Glassboro (N.J.) HS...Tabbed the top wide receiver in New Jersey by every scouting service...Rated No. 115 overall prospect and No. 12 wide receiver in the country in final 247Sports composite rating...Ranked the No. 128 player in nation and No. 13 wideout by 247Sports...Played in the U.S. Army All-American bowl and advanced to Nike's "The Opening" Finals camp in Eugene, Ore.... Recorded 42 catches for 804 yards and nine touchdowns and two rushing TDs as senior in 2014...Made 22 stops at DB...Also played basketball at Glassboro...Younger brother of former Saints DE George Johnson, who played in the NFL from 2011-17 and closed out his playing career with the Black and Gold in 2017.

JUWAN JOHNSON

Year	Team	GP	GS	RECEIVING				
				No	Yds	Avg	Lg	TD
2020	New Orleans	7	4	4	39	9.8	19	0
2021	New Orleans	14	2	13	159	12.2	27	4
NFL Totals		21	6	17	198	11.6	27	4

ADDITIONAL STATISTICS: Special Teams Tackles — (2021, 1) **Total: 1;**

CAREER HIGHS: Receptions — 3, vs. Green Bay (9/12/21); **Receiving Yards** — 36, at Tennessee (11/14/21); **Long Reception** — 27, vs. Dallas (12/2/21); **TD Receptions** — 2, vs. Green Bay (9/12/21).



TONY JONES JR

34
RB

HEIGHT: 5-11 • WEIGHT: 224

COLLEGE: NOTRE DAME

JOINED SAINTS: FA-20

NFL EXPERIENCE: 2

BORN: 11/24/97

NFL CAREER – After spending the majority of his rookie season on the Saints practice squad after signing as an undrafted free agent out of Notre Dame, Jones secured a spot on the team's 53-man roster after leading the team in rushing with 12 carries for 106 yards (8.8 avg.) with one touchdown in the preseason. In the regular season, Jones appeared in 11 games with four starts and carried 54 times for 142 yards and added five receptions for 29 yards.

CAREER TRANSACTIONS – Activated from Injured Reserve, 11/20/21; Placed on Injured Reserve, 10/6/21; Signed to reserve/future contract, 1/18/21; Elevated to active roster (COVID-19), 1/2/21; Agreed to terms on practice squad contract, 9/6/20; Waived, 9/5/20; Agreed to terms as an undrafted free agent, 4/27/20.

VETERANS

2021 – Appeared in 11 games with four starts for New Orleans and carried 54 times for 142 yards and caught five passes for 29 yards...In season opening win over Green Bay in Jacksonville, Sept. 12, carried 11 times for 50 yards (4.5 avg.) and caught a pass for a three-yard gain. Missed Week 5-11 contests on injured reserve with ankle injury and inactive for Week 13 contest vs. Dallas. **2020** – After spending first 16 weeks on the practice squad, made NFL debut in Week 17 starting at Carolina, 1/3/21, rushing for 13 yards on three attempts.

COLLEGE – Four-year letterman for Notre Dame, who played three years...In 2019, started 12 games, rushing for 857 yards and six TDs as he became the tenth player in school single-season history with five or more 100-yard rushing games...Rumbled for an 84-yard TD in the Camping World Bowl win over Iowa State, the longest rush in Notre Dame's bowl history and the bowl's history...In 2018 as a redshirt junior, played in all 13 games, totaling 392 rushing yards and three TDs...In 2017 as redshirt freshman, played in 12 games, gaining 232 yards on 44 carries with three TDs... Graduated with a degree in film, television and theatre

PERSONAL – St. Petersburg native was a dynamic running back for Florida powerhouse IMG Academy in Bradenton, where he in 2015 was a teammate of fellow Saints guard/center Cesar Ruiz...Rushed for 514 yards and 11 TDs on 78 carries (6.6 yards per carry, including three 100-yard rushing games and a season-long run of 59 yards as a senior, also catching six passes for 149 yards (24.8 yards per reception) and a TD in helping IMG to a No. 1 final national ranking by MaxPreps Xcellent 25...Also an outstanding baseball player for IMG...Batted .491 (26 of 53) with two doubles, a triple, a home run, nine RBIs, 11 stolen bases and 16 runs scored in 18 games as a junior...Participated in 2022 Saints Hall of Fame Golf Tournament.

TONY JONES JR

Year	Team	GP	GS	RUSHING					RECEIVING				
				Att	Yds	Avg	Lg	TD	No	Yds	Avg	Lg	TD
2020	New Orleans	1	1	3	13	4.3	6	0	0	0	0.0	0	0
2021	New Orleans	11	4	54	142	2.6	11	0	5	29	5.8	19	0
NFL Totals		12	5	57	155	2.7	11	0	5	29	5.8	19	0

CAREER HIGHS: Rushes — 16, vs. Buffalo (11/25/21); **Rushing Yards** — 50, vs. Green Bay (9/12/21); **Long Rush** — 11, vs. Buffalo (11/25/21); **Rushing TDs** — 0; **Receptions** — 2, at New England (9/26/21); **Receiving Yards** — 19, at New York Jets (12/12/21); **Long Reception** — 19, at New York Jets (12/12/21); **Total Yards From Scrimmage** — 53, vs. Green Bay (9/12/21).



CAMERON JORDAN

94 DE

HEIGHT: 6-4 • WEIGHT: 287
 COLLEGE: CALIFORNIA
 JOINED SAINTS: D1A-11
 NFL EXPERIENCE: 12
 BORN: 7/10/89

NFL CAREER – Jordan enjoyed another successful campaign in 2021 with 58 tackles, 12.5 sacks, 13 tackles for loss, 22 quarterback hits, six passes defended and two forced fumble as he was selected to his seventh overall Pro Bowl and fifth consecutive. He finished 2021 with 107.0 career sacks, ranking second on the club's all-time sack list. The first defensive lineman in team record books and second Saint overall to record at least 7.5 sacks in nine different seasons (LB Rickey Jackson: 1983-97, 1989, 1991-93), the only to do so in ten straight campaigns and is just the fourth player in franchise history to record at least six seasons with double-digit sack totals (12.5-2013, 10.0-2015, 13.0-2017, 12.0-2018, 15.5-2019, 12.5-2021), joining Jackson (six seasons) and DE Wayne Martin and LB Pat Swilling (five seasons). Jordan's ten consecutive seasons of at least 7.5 sacks is the current longest streak in the National Football League. He has also registered multiple sacks in a game (1.5 or more) 25 times in his career, with 14 of those coming against teams from the NFC South (seven vs. Atlanta; five vs. Tampa Bay; two vs. Carolina). Jordan is one of three defensive linemen to register at least 45 passes defended since 2011. An explosive and physical defensive end, the former University of California standout possesses the combination of size, speed and strength to play end in either a 3-4 or 4-3. Jordan has appeared in 176 games with 175 starts, posting career totals of 666 stops (419 solo), 107.0 quarterback takedowns, two interceptions, 58 passes defended, 13 forced fumbles, ten fumble recoveries and one blocked kick. He's also appeared in 11 (ten starts) career postseason games, tallying 42 tackles (32 solo), 5.5 sacks and five passes defended, the club's all-time leader in takedowns in the playoffs.

CAREER TRANSACTIONS – Activated from Reserve/COVID-19, 12/16/21; Placed on Reserve/COVID-19, 12/6/21; Signed by New Orleans to a three-year contract extension, 6/12/19; Signed by Saints to a five-year contract extension, 6/2/15; Signed by Saints to a four-year contract, 8/2/11; Selected by Saints in the first round (24th overall) of the 2011 NFL Draft.

HONORS – **2021:** NFC Defensive Player of the Week (Week 15); NFC Defensive Player of the Week (Week 17); Pro Bowl; **2020:** NFC Defensive Player of the Month (November); Pro Bowl; PFWA All-NFC; **2019:** 2010s NFL All-Decade Team (Pro Football Hall of Fame Selectors); NFC Defensive Player of the Week (Week 13); Pro Bowl (starter); AP second-team All-Pro; *The Sporting News* All-Pro; PFWA All-NFL and All-NFC; **2018:** Pro Bowl; AP Second-team All-Pro; PFWA All-NFC; **2017:** NFC Defensive Player of the Week (Week Six); NFC Defensive Player of the Month (November); Pro Bowl; First-team All-Pro (*AP* and *The Sporting News*); PFWA All-NFL and All-NFC; New Orleans Saints Man of the Year (club nominee for NFL Walter Payton Man of the Year); **2015:** Pro Bowl; **2013:** Pro Bowl.



VETERANS

2021 – Started all 16 games he appeared in, missing the first game of his career in Week 16, vs. Miami due to COVID-19...Recorded 58 tackles, 12.5 sacks, tied for seventh in the National Football League, 13 stops for loss, 22 quarterback hits, six passes defended and two forced fumble as he was selected to his seventh overall Pro Bowl and fifth consecutive...Voted by teammates as a defensive team captain for the seventh consecutive season...Vs. Green Bay, Sept. 12, Started and recorded two quarterback hits in the 38-3 win over the Packers...At Carolina, Sept. 19, played in his 162nd consecutive regular season game Sunday and started his 147th career game, both the longest games played and started streaks for an NFL defender. Jordan posted six tackles (two solo) and one stop for loss, leading a New Orleans run defense that allowed only 2.7 yards per carry (33 carries for 89 yards)...At New England, Sept. 26, started and recorded three solo tackles, a tackle for loss and defended one pass...Vs. N.Y. Giants, Oct. 3, started and recorded four tackles (two solo) and had one quarterback hit...At Washington, Oct. 10, started and recorded four tackles (three solo) with one tackle for loss and defended one pass...At Seattle, Oct. 25, started and recorded four tackles (three solo) with a tackle for loss and his first sack of the season. With that sack, Jordan surpassed Steve McMichael and tied with Robert Porcher and Ryan Kerrigan for 44th all-time in sacks with 95.5 career sacks. Seattle signal-caller Geno Smith is the 38th player Jordan has sacked in his career...Vs. Tampa Bay, Oct. 31, started and recorded two tackles (one solo) with one sack and one forced fumble. Jordan's 96.5 sacks ties Warren Sapp for 43rd in NFL history. Jordan's sack also marked his 15th against the Buccaneers. Jordan became the 15th player in NFL history to record at least 15 sacks against two different teams (Falcons, 21) and (Bucs, 15)...Vs. Atlanta, Nov. 7, started and recorded four tackles (one solo) with one tackle for loss and one sack. Jordan's 97.5 career sacks moved him into a tie with Simon Fletcher, Jacob Green, Dexter Manley and Mario Williams for 39th in league history...At Tennessee, Nov. 14, started and recorded five solo tackles...At Philadelphia, Nov. 21, started and recorded three tackles (two solo) with one tackle for loss, defended one pass and notched his fourth sack of the season. Jordan's 98.5 sacks move him past Joey Porter (98) for 38th all-time. Eagles signal-caller Jalen Hurts is the 38th player Jordan has sacked in his career...vs. Buffalo, Nov. 25, finished with one tackle and defended one pass...Vs. Dallas, Dec. 2, finished with one tackle. Surpassed DL Wayne Martin (1989-99) to move into sole possession of club's all-time games played list (172), having never missed a contest, starting 156 straight...Placed on the Reserve/COVID-19 list, Dec. 6 and Jordan's 172 consecutive games played streak came to an end at New York Jets, Dec. 12, which was the longest current in NFL record books for a position player...At Tampa Bay, Dec. 19, recorded five solo tackles with two stops for loss, three quarterback hits, and one forced fumble. Jordan also recorded two sacks. Jordan surpassed the century mark joining Rickey Jackson as the only players to have 100 plus sacks with the Saints. They are the third pair of players to each top 100 plus sacks with the same team, joining a couple legendary duos such as Dwight Freeney & Robert Mathis from Colts, as well as Lawrence Taylor and Michael Strahan from the New York Giants. Jordan took sole possession of 37th all time in sack leaders surpassing Hall of Fame linebacker Andre Tippett...Vs. Miami, Dec. 27, recorded six tackles (four solo), a stop for loss, along with two sacks. With 102.5 career sacks after contest, Jordan passed William Fuller, Charles Haley, Cameron Wake, J.J. Watt, and Justin Houston in the NFL record books and moved into a tie for 31st in NFL history on the all-time sack list with Jim Jeffcoat. Jordan's seven consecutive seasons of recording at least eight sacks is

second all-time in franchise history behind Jackson. Jordan recorded sacks against both Dolphins signal-callers, Tua Tagovailoa and Jacoby Brissett. Tagovailoa and Brissett became the 39th and 40th players that Jordan has a quarterback takedown against...Vs. Carolina, 1/2/22, finished with a team-high eight tackles (six solo) with three stops for loss and three quarterback hits. Jordan recorded 3.5 sacks against Carolina, moving his career sack total to 106.0. This was Jordan's fifth career game with at least three sacks. Jordan moved into a tie for 29th in league record books with Kevin Carter and Neil Smith. Contest was also his 25th career game with multiple takedowns, putting him two behind franchise leader and Jackson (27). Sack total marks only the second time in Jordan's career that he's had three straight multi-sack games, joining a three-game stretch from November 22-December 9, 2018. Notching his tenth career sack against Carolina, Jordan has double-digit sack totals against all three NFC South division teams in his career. Panthers signal-caller Sam Darnold became the 41st player for Jordan to have a quarterback takedown against...At Atlanta, 1/9/22, made his 175th NFL start and recorded two tackles (one solo) with one stop for loss, one quarterback hit, and defended two passes. Jordan also recorded a sack on Matt Ryan, giving him 12.5 to end season. Jordan finished season with 107 career sacks, 26th in NFL record books. Jordan played in his 176th career game and surpassed TE Hoby Brenner (1981-93) to move into a tie for eighth place all-time on the club's games played list. Even though Jordan missed the first game of his career this season due to COVID-19 protocols, with the 17-game season, he reached several milestones with 16 appearances. Jordan joined P Thomas Morstead (2009-20) as only the second Saint to appear in 16 games in 11 seasons and became the only Saint to appear in 16 games in 11 consecutive seasons. **2020** – Started all 16 regular season games at LDE for the ninth straight campaign and finished with 7.5 sacks and added 51 tackles (34 solo), 16 quarterback hits, 11 tackles for loss, three passes defended and one forced fumble...Added nine tackles (eight solo) in two postseason contests...Named NFC Defensive Player of the Month in November for the second time in his career and to his sixth Pro Bowl...Recorded four tackles (three solo) and one sack of Lions QB Matthew Stafford at Detroit, Oct. 4. Surpassed T/G Jim Dombrowski for the longest consecutive regular season games played streak in franchise history with 148...Posted season-high and team-high tying ten tackles (team-high five solo) and split a sack with DE Trey Hendrickson, making Chargers QB Justin Herbert, the 34th player he's dropped vs. L.A. Chargers, Oct. 12...Started and appeared in his 150th career game, posting two tackles (one solo), helping lead a run-stopping effort where New Orleans gave up only 37 rushing yards on 14 carries (2.6 avg.) vs. Carolina, Oct. 25...Started 150th consecutive game and finished with three tackles (two solo) and a sack at Chicago, Nov. 1...Played in his 152nd career game, surpassing Dombrowski for 13th in club record books in games played at Tampa Bay, Nov. 8...Had four solo tackles and three sacks for 14 yards lost vs. Atlanta, Nov. 22. With 21 sacks against Atlanta, Jordan became the 12th player in NFL history to have 20 sacks against an opponent, the 21 the most against any opponent QB. With 92.5 sacks, moved into the top 50 all-time in 48th place. It was also Jordan's fourth career game with at least three takedowns, three against the Falcons...Finished with two solo tackles and a sack of Broncos WR Kendall Hinton who started at QB at Denver, Nov. 29...Recorded two solo tackles, surpassing career 600 stop mark, at Atlanta, Dec. 6...Recorded the 100th sack of his career (regular and postseason combined), vs. Minnesota, Dec. 25. Joined Jackson as only the second Saint to reach that mark and finished with three tackles and one forced fumble



JORDAN SACK NOTES

Cameron Jordan has posted 107 sacks overall. Below is a breakdown of them.

BY CONFERENCE AND DIVISION

	Sks	Yds/Lst		Sks	Yds Lst
NFC	85.5	582.0	AFC	21.5	122.0
NFC South	49.0	330.5	AFC South	7	42.0
NFC North	12.5	89.5	AFC East	6	46.0
NFC West	11.5	85.5	AFC West	4.5	21.0
NFC East	9.0	55.0	AFC North	4	13.0

BY TEAM

	Sks	Yds/Lst		Sks	Yds Lst
Atlanta	23.0	118.0	Cleveland	2.0	11.0
Tampa Bay	17.0	131.5	Dallas	2.0	10.0
Carolina	12.5	102.5	Washington	2.0	16.0
Arizona	4.0	30.0	Houston	2.0	15.0
L.A. Rams	4.0	37.0	Miami	2.0	19.0
Detroit	4.0	23.0	Jacksonville	2.0	12.0
Philadelphia	4.0	23.0	Indianapolis	2.0	12.0
Chicago	3.5	19.0	Denver	2.0	5.0
Minnesota	3.0	23.0	New England	1.0	5.0
San Francisco	2.5	13.5	Buffalo	1.0	13.0
Chargers	2.5	16.0	Pittsburgh	1.0	0.0
Green Bay	2.0	15.0	N.Y. Giants	1.0	6.0
			Cincinnati	1.0	2.0
			Tennessee	1.0	3.0
			Seattle	1.0	5.0

BY QUARTERBACK

	Sks	Yds/Lst		Sks	Yds Lst
Matt Ryan	23.0	118.0	Brian Hoyer	1.0	10.0
Jameis Winston	10.0	70.5	Kyler Murray	1.0	7.0
Cam Newton	8.0	74.0	Ben Roethlisberger	1.0	0.0
Jared Goff	4.0	37.0	Jay Cutler	1.0	10.0
Matthew Stafford	4.0	23.0	Thad Lewis	1.0	13.0
Tom Brady	4.0	24.0	Geno Smith	1.0	5.0
Sam Darnold	3.5	21.5	Kendall Hinton	1.0	1.0
Josh Freeman	3.0	23.0	Teddy Bridgewater	1.0	7.0
Carson Palmer	3.0	23.0	Eli Manning	1.0	6.0
Michael Vick	3.0	21.0	Trevor Siemian	1.0	4.0
Mitchell Trubisky	2.5	20.5	Kirk Cousins	1.0	10.0
Colin Kaepernick	2.5	13.5	Sam Bradford	1.0	5.0
Dak Prescott	2.0	10.0	Andy Dalton	1.0	2.0
Tyrod Taylor	2.0	11.0	Alex Smith	1.0	6.0
Aaron Rodgers	2.0	15.0	Jalen Hurts	1.0	2.0
Kirk Cousins	2.0	21.0	Philip Rivers	1.0	7.0
Andrew Luck	2.0	12.0	Tua Tagovailoa	1.0	9.0
Gardner Minshew II	2.0	12.0	Deshaun Watson	1.0	5.0
Ryan Tannehill	2.0	12.0	Will Grier	1.0	7.0
Josh McCown	1.5	9.0	Nick Foles	1.0	8.0
Jacoby Brissett	1.0	0.0	Justin Herbert	0.5	4.0

in the game. Added three tackles (two solo) and one forced fumble...Started 145th consecutive game at LDE, dating back to the 2011 season finale vs. Carolina, 1/3/21, surpassing Wayne Martin (9/9/91-1/2/99) for the most consecutive starts by a Saint. Finished the game with one tackle and two pass defenses. Jordan's first pass breakup, coming on the game's first offensive play, was his 50th career pass defense.

2019 – Started all 16 regular season games and ranked third in the NFL with a career-high 15.5 sacks and added 53 tackles (38 solo), 24 quarterback hits, 16 tackles for loss, three passes defended and one fumble recovery...Named to fifth Pro Bowl and earned *Associated Press* All-Pro honors...His 15.5 sacks are tied for the fourth-highest total by a Saint in a single season since takedowns became an official statistic in 1982. Only La'Roi Glover (17-2000) and Pat Swilling (17-1991 and 16.5-1989) had more than him in a single season...Surpassed Wayne Martin and Swilling to move into second place all-time in club record books with 87 sacks...Had a breakout game on Thanksgiving night at Atlanta, Nov. 28, posting a career-best and franchise-high tying four sacks and six total tackles along with a pass defended, tied for the most takedowns by a player in a single game this season...Recorded his multi-sack game of season with 1.5 takedowns at Tampa Bay, Nov. 17...Posted one takedown vs. Tampa Bay, Oct. 6...Recorded five tackles and two sacks for loss of 12 yards at Jacksonville, Oct. 13...Recorded one sack and one pass defended in regular season finale at Carolina, Dec. 29...Finished with three solo tackles and one sack in

NFC Wild Card Playoff loss vs. Minnesota, 1/5/20. **2018** – Started all 16 regular season games for the seventh straight campaign and notched 12.0 sacks, 49 tackles, one forced fumble, one fumble recovery and six passes defended, finishing the season with 71.5 career sacks, moving him past Will Smith onto fourth place on the club's all-time sack list, leading the team in takedowns for the fourth straight season and sixth time in eight...Selected to the Pro Bowl for the fourth time, the only Saints defensive lineman to be named four times and was selected as an *AP* second-team All-Pro. In two postseason starts, collected six tackles, a sack and one pass defended...Vs. Cleveland, Sept. 16, sacked Browns QB Tyrod Taylor twice for a loss of 11 yards...Tallied five tackles (four solo), two sacks and one pass defended at Atlanta, Sept. 23...Posted two solo tackles and a sack for six-yard loss vs. Washington, Oct. 8...Registered a sack for two-yard loss at Cincinnati, Nov. 11...Notched four solo tackles and two sacks on Thanksgiving night vs. Atlanta, Nov. 22...At Dallas, Nov. 29, tallied seven tackles (three solo), two sacks, one forced fumble and one fumble recovery, as he surpassed Smith to move into fourth place in club record books in takedowns...Tallied four solo tackles and two sacks at Tampa Bay, Dec. 9, as Saints clinched second consecutive NFC South title...In NFC Divisional Playoff vs. Philadelphia, 1/13/19, recorded three solo tackles and one pass defended as the Saints held the Eagles scoreless in the final three quarters...In NFC Championship vs. L.A. Rams, 1/20/19, started at LDE and recorded three tackles (one solo) and one sack. **2017** – After being chosen as a defensive team captain for the third consecutive season, started all 16 regular season games for the sixth straight campaign and tallied 13.0 sacks, a defensive line-best 62 tackles (48 solo), an interception in the end zone for a touchdown, two forced fumbles and a career-best 11 passes defended to lead NFL linemen, finishing the season with 59.5 career sacks, moving him past four players onto fifth place on the club's all-time sack list, leading the team in takedowns tied for fourth in the NFL, as he was invited to the Pro Bowl for the third time and was selected as an *Associated Press* first-team All-Pro for the first time. The consistent Jordan also became the first Saint to have six straight seasons



2021 GAME BY GAME

Date	Opp.	GP	ST	SOLO	AST	TOT	SACK / YDS	INT / YDS	PD	FF	FR
9/12	GB	X	X	0	0	0	0 0	0 0	0	0	0
9/19	@CAR	X	X	2	5	7	0 0	0 0	0	0	0
9/26	@NE	X	X	3	0	3	0 0	0 0	1	0	0
10/3	NYG	X	X	2	2	4	0 0	0 0	0	0	0
10/10	@WAS	X	X	3	1	4	0 0	0 0	1	0	0
10/25	@SEA	X	X	3	1	4	1 5	0 0	0	0	0
10/31	TB	X	X	1	1	2	1 6	0 0	0	1	0
11/7	ATL	X	X	1	3	4	1 11	0 0	0	0	0
11/14	@TEN	X	X	5	0	5	0 0	0 0	0	0	0
11/21	@PHI	X	X	2	1	3	1 2	0 0	1	0	0
11/25	BUF	X	X	0	1	1	0 0	0 0	1	0	0
12/2	DAL	X	X	0	1	1	0 0	0 0	0	0	0
12/12	@NYJ						RESERVE/COVID-19				
12/19	@TB	X	X	5	0	5	2 13	0 0	0	1	0
12/27	MIA	X	X	4	2	6	2 9	0 0	0	0	0
1/2	CAR	X	X	6	2	8	3.5 21.5	0 0	0	0	0
1/9	@ATL	X	X	1	1	2	1 8	0 0	2	0	0
2021 Season		16	16	38	21	59	12.5 75.5	0 0	6	2	0

of at least 60 tackles and 7.5 sacks. In two postseason starts, collected four tackles (two solo), a sack and two passes defended...At Minnesota, Sept. 11, made two tackles (two solo), a sack and a pass defended...At Carolina, Sept. 24, recorded seven tackles (three solo) and one sack...Against Miami in London's Wembley Stadium, Oct. 1, played in his 100th career game and recorded four solo tackles, one sack and one pass defended, part of an effort that resulted in New Orleans' first shutout since 2012 in a 20-0 blanking...Vs. Detroit, Oct. 15, started 100th career game and made five tackles, dropped Stafford twice for a 12-yard loss, picked him off in the end zone for a touchdown and deflected two passes, earning NFC Defensive Player of the Week for the first time...Vs. Chicago, Oct. 29, posted four tackles and a split sack...Vs. Tampa Bay, Nov. 5, had seven tackles and 1.5 sacks...Vs. Washington, Nov. 19, recorded four solo tackles and added one sack...At L.A. Rams, Nov. 26, recorded four solo tackles, including two sacks and two passes defended, as key part of an effort that surrendered only 88 yards rushing and the Rams were limited to 3.5 yards per carry...Vs. NYJ, Dec. 17, posted one solo tackle and tied career-high with four passes defended, as New Orleans surrendered under 300 yards (294) for seventh time of season...Vs. Atlanta, Dec. 24, recorded three solo stops, including two sacks...In regular season finale at Tampa Bay, Dec. 31, recorded four solo tackles and one sack. Passed Wilks and moved into sole possession of ninth place on club's all-time takedown list...In NFC Wild Card Playoff vs. Carolina, 1/7/18, recorded three tackles, a sack for a nine-yard loss and a postseason career-high two passes defended...In NFC Divisional Playoff loss vs. Minnesota, 1/14/18, started and played on special teams and recorded an assisted tackle. **2016** – Started all 16 games and tallied 7.5 sacks, 66 tackles (39 solo), one forced fumble and four passes defended, leading the team in takedowns and the defensive line in stops...At NYG, Sept. 18, made seven tackles (three solo) and a sack...Vs. Atlanta, Sept. 26, recorded four tackles (one solo) and a split sack...At Chargers, Oct. 2, recorded eight tackles (four solo), a sack and a forced fumble, part of an effort that surrendered 2016-low 38 yards rushing...At San Francisco, Nov. 6, tallied three tackles (two solo) and split a sack...Vs. Denver, Nov. 13, recorded nine tackles to tie a team-high and added a sack...Vs. L.A. Rams, Nov. 27, recorded three tackles, including one sack, as a key part of a defensive effort that surrendered only 247 total net yards...At Tampa Bay, Dec. 11, posted five tackles and one split sack...At Arizona, Dec. 18, recorded three

solo stops, including one quarterback takedown...Vs. Tampa Bay, Dec. 24, recorded five solo tackles, a sack and a pass defended. **2015** – After being chosen as a defensive captain for the first time in his career, started all 16 games and posted 61 tackles (39 solo), ten sacks for a total loss of 67 yards, seven passes defended, a forced fumble and two fumble recoveries. Was named to his second career Pro Bowl. Sack total was tied for 15th in the NFL and tied for ninth in defensive fumble recoveries, while the season marked his second double-digit sack performance, making him just the ninth Saint to post multiple double-digit takedown campaigns... Posted three solo tackles, one sack and a fumble recovery vs. Tampa Bay, Sept. 20... Had his best game of season vs. Atlanta, Oct. 15, recording career-high-tying three sacks, seven tackles (six solo), one forced fumble and one fumble recovery...At Indianapolis, Oct. 25, posted three tackles (two solo), two sacks and three passes defended. Finished October with five sacks, the most he's recorded in single month... At Houston, Nov. 29, registered three solo tackles, one sack and one pass defended... Vs. Carolina, Dec. 6, finished with season-high 10 tackles (four solo) and a sack for a nine-yard loss...Posted three tackles (two solo) and one sack vs. Detroit, Dec. 21... In season finale at Atlanta, 1/3/16, recorded four tackles (two solo), a sack of Ryan and a blocked field goal. Became ninth Saint to have multiple double-digit sack seasons. **2014** – Started all 16 games. Tallied 65 tackles to lead the defensive line, 7.5 sacks for a loss of 49 yards, one interception, five passes defended and one fumble recovery...Made 50th career start and earned first sack of the season for a seven-yard loss in the fourth quarter and posted three tackles (two solo) vs. Minnesota, Sept. 21...Recorded four stops (three solo) and two sacks of QB Aaron Rodgers vs. Green Bay, Oct. 26...Totaled five tackles (four solo) and a sack of QB Cam Newton for a nine-yard loss at Carolina, Oct. 30...Led line with five stops (three solo), a fumble recovery and a sack of QB Colin Kaepernick for a loss of nine yards, his third consecutive game with at least one takedown, four total in the span, vs. San Francisco, Nov. 9...Led the line with seven tackles (two solo) while contributing his first-career interception off a pass he tipped to himself and the team's only sack, when he dropped QB Ben Roethlisberger in the fourth quarter. He added a career-high four passes defended at Pittsburgh, Nov. 30. Posted the first pick by a Saints defensive lineman since Will Smith at Dallas on Nov. 25, 2010...Tallied six tackles to lead the defensive line and 1.5 sacks of QB Josh McCown at Tampa Bay, Dec. 28. **2013** – Opened all 16 regular season games and both playoff contests. In the regular season, recorded 66 tackles (32 solo), a club-best 12.5 sacks for loss of 101.5 yards, including three games with multiple quarterback takedowns four passes defended, two forced fumbles and two fumble recoveries. Sack total ranked fifth in NFL and defensive fumble recovery total was tied for sixth. Selected to first career Pro Bowl; first Saints defensive lineman to be named to the NFL's all-star game since Smith in 2006. In two playoff contests, recorded 11 tackles (seven solo) and 2.5 sacks...Finished game with six tackles (three solo) and a sack that caused a fumble at Tampa Bay, Sept. 15...Recorded seven tackles (three solo) and two sacks vs. Arizona, Sept. 22... Posted at least one sack in his third consecutive contest in Monday night win vs. Miami, Sept. 30...Recorded four tackles and one fumble recovery at Chicago, Oct. 6...Notched a sack for second consecutive contest, when he dropped QB Thad Lewis, along with four stops (one solo), one forced fumble and one fumble recovery, vs. Buffalo, Oct. 27...Sacked Kaepernick vs. San Francisco, Nov. 17...Had a season-high 2.5 sacks at Atlanta, Nov. 21...Recorded five tackles (three solo) and two sacks vs. Carolina, Dec. 8...Tied for team lead with six tackles (two solo) while adding one



more takedown of Newton to increase total to 12.5 at Carolina, Dec. 22...Recorded four tackles and a postseason career-high 1.5 sacks of QB Nick Foles in NFC Wild Card Playoff win at Philadelphia, 1/4/14...Sacked QB Russell Wilson as part of a seven tackle (four solo) day in NFC Divisional Playoff at Seattle, 1/11/14. **2012** – Started all 16 games for the first time in his career and finished with a career-high 76 tackles (52 solo) to lead defensive line in stops, a team-leading eight sacks, three passes defended, three forced fumbles and two fumble recoveries. Also led club in forced fumbles and tied for team lead in fumble recoveries, tied for the 15th-highest total in the NFL. Opened 15 contests at left end and started at DT at Denver, Oct. 28...Notched five sacks in four-game stretch between Oct. 7-Nov. 5, where the Saints posted a 3-1 mark...Posted a career-high 13 tackles (nine solo) in opener vs. Washington, Sept. 9...Notched one sack of Newton, adding four tackles at Carolina, Sept. 16...Had a quarterback takedown for a seven-yard loss vs. San Diego, Oct. 7... Had a sack for a four-yard loss and also recorded his first-career forced fumble on a fourth-and-one play at the goal line at Tampa Bay, Oct. 21...Recorded the first multi-sack game of his career, tallying three quarterback takedowns of QB Michael Vick, six tackles and one forced fumble vs. Philadelphia, Nov. 5...Sacked Ryan for six-yard loss and also added seven tackles at Atlanta, Nov. 29...Dropped QB Josh Freeman for seven-yard loss, forcing the fumble and recovering it to directly lead to a New Orleans TD in a 41-0 shutout of Tampa Bay, Dec. 16. Also added four tackles. **2011** – Played in all 16 games with 15 starts as a rookie, 13 at LDE and two at RDE... Recorded 59 tackles (27 solo) with a sack, six passes defended and a fumble recovery...Appeared in both postseason contests, starting one and recorded nine tackles (eight solo) and one pass defended...Made NFL-debut in the league season opener at Green Bay, Sept. 8, starting at right end and finished with four tackles (three solo)...After opening the first two games at right end, moved to left end where he played for the remainder of the season, vs. Houston, Sept. 25, and posted five tackles (two solo)...Finished with eight tackles (two solo) at Tampa Bay, Oct. 16...Recorded five tackles and the first fumble recovery and pass defended of career, vs. Indianapolis, Oct. 23. Picked up first quarter fumble by RB Delone Carter that was recovered at the New Orleans 48-yard line and eventually led to a Saints TD and 21-0 lead...Tied season-best and then-career-high with eight stops (one solo) at Atlanta, Nov. 13... Recorded first sack of his NFL career to go with three solo tackles in regular season finale vs. Carolina, 1/1/12...In return to the Bay area where he played in college, started at left end and led Saints with eight tackles (seven solo) and a pass defended in NFC Divisional Playoff at San Francisco, 1/14/12.

COLLEGE – Played both LDE and RDE in a 3-4 and appeared in 50 games with 33 starts, finishing college career with 175 tackles (88 solo), 16.5 sacks, 34 tackles for loss, four forced fumbles, four fumble recoveries, one interception and five pass deflections over four seasons at California...All-American second-team choice by the NFL Draft Report and an All-Pac-10 Conference first-team selection by league coaches as a senior, where as defensive team captain, he started all 12 games at LDE in 3-4 and recorded 62 tackles (33 solo), 5.5 sacks, 12.5 stops behind the line of scrimmage, three forced fumbles, one recovered for a touchdown and four passes defended...Earned All-Pac 10 honorable mention and was recipient of team's Bob Tessier Award as the most improved defensive lineman as a junior when he served as starting RDE and recorded 48 tackles (26 solo), ranking second on the team with six sacks and 9.5 stops for losses, recovering a fumble and defending a pass...As

a sophomore, started eight games and played in every contest at RDE, posting 47 tackles (26 solo), four sacks, placing second among defenders with 11 stops for loss...Posted one interception returned three yards, as he forced one fumble and recovered another...Played in all 13 games as freshman and had 18 tackles (seven solo) with one sack and one fumble recovery returned 13 yards for a touchdown... Legal studies major.

PERSONAL – Father Steve, played college football at Brown, then for 13 seasons with the Minnesota Vikings, where he was a six-time Pro Bowl selection and is a member of the team’s Ring of Honor, recording career totals of 498 receptions for 6,307 yards and 28 touchdowns...Prepped at Chandler (Ariz.) HS...Earned All-State his senior year in 2006 after registering 85 tackles and 17.5 sacks...Named the Fiesta Region Defensive Player of the Year after breaking Chandler’s career quarterback takedown record in only one season...Also was the state discus champion as a senior...Jordan has established himself as one of the team’s leading philanthropists through his work with the team, with him being recognized as the club’s 2017 nominee for the NFL Walter Payton Man of the Year award...A regular visitor to the pediatric ward of Ochsner Medical Center and to area schools to discuss topics such as literacy, academics and physical fitness and an annual participant in the players’ Thanksgiving turkey giveaway...Participated in Rebuilding Together’s “Kickoff to Rebuild” event prior to Super Bowl XLVII in New Orleans, where he assisted in painting the front of several rehabilitated houses and also served as a celebrity judge for a barbecue competition...In 2013, he and teammates hosted a toy and bike giveaway with the club and the United States Marines...In 2016, collaborated with TNT of the Harlem Globetrotters to appear at the International School in Metairie to visit with students and emphasize an anti-bullying theme in a speech...In 2017, participated in a karaoke contest aboard a cruise ship against former teammate Mark Ingram II, which he won and in his honor, \$10,000 was donated in his name to the United Way of Southeastern Louisiana...Hosted annual football camps for youth in 2018, 2019, 2021 and 2022...Participates in ACME Truck Line school visits at high schools to promote the importance of safe driving...Visited NOCCA with Ingram and Alvin Kamara to encourage students who created the featured song ‘Shut ‘Em Down’ for the 2018 Saints-Falcons Thanksgiving game...In 2017 and 2019, participated in USO Tours to visit with and support troops stationed abroad...In 2019, participated in “#DoRight4LA Day with the Saints and Dudley DeBosier” volunteering with teammates to completion renovations to the exterior of a New Orleans house...In 2022, participated in a Thanksgiving meal with members of the New Orleans Youth Empowerment Project and in December surprised 25 kids from the YEP with a special visit and shopping spree at a local department store...Participated in 2019 and 2022 Saints Hall of Fame Golf Tournament...Regularly purchased pizzas and salads for local medical personnel during the 2020 coronavirus pandemic...Made a \$25,000 donation toward the purchase of 70 laptop computers and other essential electronics for youth in New Orleans in 2020...Both through a significant financial donation and personal involvement in the training program, teamed up with Crescent City Corps and the New Orleans Police Department to create a program designed to equip police officers with leadership development and community engagement training...Played in the 2021 Son of a Saint Celebrity Golf Tournament...In 2021, inducted into the Reese’s Senior Bowl Hall of Fame...As Hurricane Ida hit the Gulf Coast, despite the team being forced to be evacuated for a month to start the season, Jordan immediately



VETERANS

stepped up to pledge a \$40,000 dollar donation to Second Harvest Food Bank to help produce 10,000 meals, a \$50,000 donation to the United Way of Southeastern Louisiana and a \$10,000 donation to Giving Hope for a total of \$100,000. Jordan also pledged a donation of \$1,000 for every sack he or a teammate made in 2021 (total of \$46,000) to local nonprofits for Hurricane Ida relief including the Greater New Orleans Foundation. Cameron Tyler Jordan was born July 10, 1989.

CAMERON JORDAN

Year	Team	GP	GS	Tot	TACKLES			Yds	INTERCEPTIONS				FUMBLES			
					Solo	Asst	Sk		No Yds	Lg	TD	PD	FF	FR	Yds	
2011	New Orleans	16	15	59	27	32	1.0	5.0	0	0	0	0	6	0	1	0
2012	New Orleans	16	16	76	52	24	8.0	54.0	0	0	0	0	3	3	2	0
2013	New Orleans	16	16	66	32	34	12.5	101.5	0	0	0	0	4	2	2	11
2014	New Orleans	16	16	65	38	27	7.5	49.0	1	6	6	0	5	0	1	0
2015	New Orleans	16	16	61	39	22	10.0	67.0	0	0	0	0	7	1	2	0
2016	New Orleans	16	16	66	39	27	7.5	51.5	0	0	0	0	4	1	0	0
2017	New Orleans	16	16	62	48	14	13.0	93.5	1	0	0	1	11	2	0	0
2018	New Orleans	16	16	49	35	14	12.0	67.0	0	0	0	0	6	1	1	0
2019	New Orleans	16	16	53	37	16	15.5	98.0	0	0	0	0	3	0	1	0
2020	New Orleans	16	16	51	34	17	7.5	42.0	0	0	0	0	3	1	0	0
2021	New Orleans	16	16	59	38	21	12.5	75.5	0	0	0	0	6	2	0	0
NFL Totals		176	175	667	419	248	107.0	704.0	2	6	6	1	58	13	10	11

ADDITIONAL STATISTICS: Blocked Kicks — (2015, 1) Total: 1.

CAREER HIGHS: Tackles — 13, vs. Washington (9/9/12); Sacks — 4, at Atlanta (11/28/19); Interceptions — 1 (2x), at Pittsburgh (11/30/14) and vs. Detroit (10/15/17); Passes Defensed — 4 (2x), at Pittsburgh (11/30/14) and vs. N.Y. Jets (12/17/17); Forced Fumbles — 1 (13x), last at Tampa Bay (12/19/21); Fumble Recoveries — 1 (10x), last at L.A. Rams (9/15/19); Blocked Field Goals — 1, at Atlanta (1/3/16).

POSTSEASON

Year	Team	GP	GS	Tot	TACKLES			Yds	INTERCEPTIONS				FUMBLES			
					Solo	Asst	Sk		No Yds	Lg	TD	PD	FF	FR	Yds	
2011	New Orleans	2	1	9	8	1	0.0	0.0	0	0	0	0	2	0	0	0
2013	New Orleans	2	2	11	7	4	2.5	15.0	0	0	0	0	0	0	0	0
2017	New Orleans	2	2	4	2	2	1.0	9.0	0	0	0	0	2	0	0	0
2018	New Orleans	2	2	6	4	2	1.0	8.0	0	0	0	0	1	0	0	0
2019	New Orleans	1	1	3	3	0	1.0	4.0	0	0	0	0	0	0	0	0
2020	New Orleans	2	2	9	8	1	0.0	0.0	0	0	0	0	0	0	0	0
NFL Totals		11	10	42	32	10	5.5	36.0	0	0	0	0	5	0	0	0

POSTSEASON CAREER HIGHS: Tackles — 8, at San Francisco (1/14/12); Sacks — 1.5, at Philadelphia (1/4/14); Interceptions — 0; Passes Defensed — 2, vs. Carolina (1/7/18); Forced Fumbles — 0; Fumble Recoveries — 0.



ALVIN KAMARA

41 RB

HEIGHT: 5-10 • WEIGHT: 215
COLLEGE: TENNESSEE
JOINED SAINTS: D3A-17
NFL EXPERIENCE: 6
BORN: 7/25/95

NFL CAREER – Selected by the Saints in the third round (67th overall) of the 2017 NFL Draft, Alvin Kamara emerged as one of the most explosive and versatile offensive weapons in the NFL, earning All-Pro honors in 2017 and 2020 and his fifth consecutive Pro Bowl selection in 2021. Despite missing four games in 2021, he led the team in both rushing and receiving for the second consecutive season, as he rushed for 898 yards on a career-high 284 carries with four touchdowns and caught a team-best 47 receptions for 439 yards (9.3 avg.) with five touchdowns, leading the team with nine total scores. Kamara's 102.8 scrimmage yards per game ranked fifth in the NFL. He now ranks fourth on the Saints all-time rushing yards list and became the only Saint with five campaigns of at least 1,300 total yards from scrimmage. The only Saints running back named to the Pro Bowl five times, he became the fastest in NFL history to get to 3,000 rushing yards and 3,000 receiving yards. It took Kamara 66 games to eclipse the mark previously held by Roger Craig (70). Since coming into the NFL in 2017, Kamara ranks first in the league in total touchdowns (68), second in total yards from scrimmage (7,501), third in rushing touchdowns (47), seventh in rushing yards (4,238), first among running backs' reception totals (373) and leads tailbacks in receiving yardage (3,263). Kamara is also the franchise's all-time postseason rushing leader with 93 carries for 357 yards and three touchdowns, adding 33 receptions for 274 yards and one scoring grab.

CAREER TRANSACTIONS – Reinstated from Reserve/COVID-19, 1/10/21; Placed on Reserve/COVID-19, 1/1/21; Signed to a five-year contract extension, 9/12/20; Signed to a four-year contract, 6/2/17; Selected by the Saints in the third round (67th overall) of the 2017 NFL Draft.

HONORS – 2021: Pro Bowl; NFC Offensive Player of the Week (Week 7); Jim Finks Media Appreciation Award (cooperation with local media); **2020:** Pro Bowl; FedEx Ground Player of the Week (Week 16); NFC Offensive Player of the Week (Week 16); Second-team *Associated Press* All-Pro (flex position); PFWA All-NFC; Jim Finks Media Appreciation Award (cooperation with local media); **2019:** Pro Bowl; **2018:** Pro Bowl; Second-team Pro Football Focus All-Pro (flex position); **2017:** Pro Bowl; FedEx Ground Player of the Week (Week Nine); Pepsi NFL Rookie of the Week (Weeks 4, 9, 10, 11, 12, 13 and 17); NFL Offensive Rookie of the Month (November); Second-team *Associated Press* All-Pro (flex position); PFWA All-NFC and All-Rookie; NFL Offensive Rookie of the Year (*Associated Press* and *Sports Illustrated*); PFWA Offensive Rookie of the Year (co-winner); NFL Rookie of the Year (*The Sporting News* and Pepsi).

2021 - Played in 13 games with ten starts and led team in both rushing and receiving



VETERANS

for the second consecutive season as he carried a career-high 284 times for 898 yards with four touchdowns and caught a club-best 47 receptions for 439 yards (9.3 avg.) with five touchdowns, leading team with nine total scores...Vs. Green Bay, Sept. 12, started and finished with 83 rushing yards on 20 attempts. Added eight yards on three grabs, with a TD, surpassing Pierre Thomas for the seventh-most receptions in club records and most catches all-time for a Saints running back...Started and rushed for five yards on eight attempts and recorded four receptions for 25 yards at Carolina, Sept. 19...At New England, Sept. 26, started and rushed 24 times for 89 yards and caught three passes for 29 yards with a TD, totaling 118 scrimmage yards...Started and had 26 rushing attempts for 120 yards vs. N.Y. Giants, Oct. 3. This was Kamara's fourth career 100-yard rushing game, his second against the Giants (9/30/18 at MetLife Stadium)...At Washington, Oct. 10, started, led team in rushing and totaled over 100 yards from scrimmage, carrying 16 times for 71 yards and a score, his first rushing TD on the season and caught five passes for 51 yards with a TD...Started and rushed 20 times for 51 yards and caught 10 passes for 128 yards and a touchdown, totaling 179 scrimmage yards on the contest, at Seattle, Oct. 25. Kamara set first half career highs with eight receptions for 109 receiving yards and a touchdown, becoming the first running back with at least eight receptions and 100 receiving yards in the first half of a game since Brian Westbrook in Week 13 of 2004 against Green Bay. With his ten total catches, Kamara's career reception total is now second highest by an NFL player in his first five years, passing Ladinian Tomlinson for second all-time. With 351 career receptions, Kamara surpassed Lance Moore for sixth in receptions in franchise history. Kamara's 51 rush yards moved him into the top five rushing leaders in Saints history with 3,759 yards, surpassing Thomas...Vs. Tampa Bay, Oct. 31, started and rushed 19 times for 61 yards with a TD. Added three receptions for 15 yards...Saw time on offense and rushed 13 times for 50 yards with a score and caught four passes for 54 yards, totaling 104 yards from scrimmage, vs. Atlanta, Nov. 7...Inactive for the next four contests (knee)...At N.Y. Jets, Dec. 12, returned to action and rushed 27 times for 120 yards with a score and caught four passes for 25 yards. Kamara's previous game at MetLife Stadium with over 100 rushing yards was against the Giants (134 yards rushing, Sept. 30, 2018). Kamara's second quarter touchdown run was his 67th and tied him for the second-most TDs in a player's first 70 games since the 1970 merger behind Tomlinson's 68 in 67 career games. With Kamara's four receptions, he moved into first all-time in NFL history for the most receptions by a running back in his first five seasons with 362, passing Craig's 358 catches...Started and carried 11 times for 18 yards and caught two passes for 13 yards, at Tampa Bay, Dec. 19...Vs. Miami, Dec. 27, started and carried 13 times for 52 yards and two receptions for seven yards...Started and finished with 13 carries for 32 yards and caught five passes for 68 yards with a touchdown, totaling 100 scrimmage yards, vs. Carolina, 1/2/22...At Atlanta, 1/9/22, finished with a career-high 30 rushes for 146 yards and caught two passes for 16 yards. Kamara finished the season with 4,238 career rushing yards, surpassing Dalton Hilliard (1986-93) for fourth place in club record books. It was Kamara's sixth career game with at least 100 rushing yards and his career-best third of 2021. Kamara now has 603 career rushing yards against Atlanta, his most against any opponent. **2020** – Played in 15 regular season games with ten starts and became the second Saint to lead the team in both rushing and receiving as he carried 187 times for a career-high 932 yards (5.0 avg.) with a franchise-record 16 touchdowns, caught a team-best and career-high 83 receptions, which led NFL running backs, for 756 yards (9.1 avg.) with five touchdowns, leading the NFL with a franchise-record 21 touchdowns. Became only running back in NFL records with at least 80 receptions in each of his first four

2021 GAME BY GAME

Date	Opp.	RUSHING								RECEIVING				
		GP	ST	ATT	YDS	AVG	LG	TD	REC	YDS	AVG	LG	TD	
9/12	GB	X	X	20	83	4.2	14	0	3	8	2.7	3	1	
9/19	@CAR	X	X	8	5	0.6	5	0	4	25	6.3	8	0	
9/26	@NE	X	X	24	89	3.7	11	0	3	29	9.7	11	1	
10/3	NYG	X	X	26	120	4.6	10	0	0	0	-	-	0	
10/10	@WAS	X	X	16	71	4.4	23	1	5	51	10.2	20	1	
10/25	@SEA	X	X	20	51	2.6	12	0	10	128	12.8	31	1	
10/31	TB	X	X	19	61	3.2	15	1	3	15	5.0	6	0	
11/7	ATL	X		13	50	3.8	14	1	4	54	13.5	19	0	
11/14	@TEN				Inactive						Inactive			
11/21	@PHI				Inactive						Inactive			
11/25	BUF				Inactive						Inactive			
12/2	DAL				Inactive						Inactive			
12/12	@NYJ	X		27	120	4.4	16	1	4	25	6.3	13	0	
12/19	@TB	X	X	11	18	1.6	8	0	2	13	6.5	7	0	
12/27	MIA	X	X	13	52	4.0	19	0	2	7	3.5	12	0	
1/2	CAR	X	X	13	32	2.5	30	0	5	68	13.6	29	1	
1/9	@ATL	X	X	30	146	4.9	27	0	2	16	8.0	13	0	
2021 Season		13	10	240	898	3.7	30	4	47	439	9.3	31	5	

seasons. Also ranked second in the league with 93 first downs and third with a career-best 1,688 total yards from scrimmage. In two postseason contests, carried 41 times for 184 yards with one touchdown and also caught five passes for 37 yards...In the NFC Divisional Playoff vs. Tampa Bay, 1/17/21, started and carried 18 times for 85 yards and caught three passes for 20 yards...In the NFC Wild Card Playoff vs. Chicago, 1/10/21, carried 23 times for 99 yards with one touchdown and caught two passes for 17 yards for a career-playoff best 116 total yards from scrimmage...Vs. Minnesota, in the Saints' Christmas 52-33 win, Kamara tied the NFL record for both total touchdowns and rushing touchdowns, as he carried 22 times for a career-high 155 yards (7.0 avg.) and six scores, adding three receptions for 17 yards for 172 total yards from scrimmage. The rushing touchdowns tied the record set by Ernie Nevers of the Chicago Cardinals on Nov. 28, 1929. For total touchdowns, he joined Nevers, the Browns' Dub Jones (Nov. 25, 1951) and the Bears' Gale Sayers (Dec. 12, 1965) and catapulted him into being the NFL's rushing touchdown champion (21), joining Hilliard (1989) as the second Saint to lead the league...Reached the end zone twice (one rushing and one receiving) on 67 yards from scrimmage in season-opening win start vs. Tampa Bay, Sept. 13...Started and carried 13 times for 79 yards (6.1 avg.) with two touchdowns and caught nine passes for 95 yards for 184 total yards from scrimmage at Las Vegas, Sept. 21...Had a career-long 52-yard receiving touchdown on 13 grabs for a career-high 139 yards (10.7 avg.) to go with six carries for 58 yards (9.7 avg.) for a career-high 197 total yards from scrimmage vs. Green Bay, Sept. 27... Started and carried 19 times for 83 yards with one TD to tie the franchise record for scoring in six consecutive regular season games dating back to 2019, at Detroit, Oct. 4...Started and carried 11 times for 45 yards, caught eight passes for 74 yards and returned a kickoff 31 yards in overtime in come-from-behind victory vs. L.A. Chargers, Oct. 12...Started and carried 14 times for 83 yards and caught eight passes for 65 yards vs. Carolina, Oct. 25...Carried 12 times for 67 yards (5.6 avg.) and caught nine passes for 96 yards in overtime win at Chicago, Nov. 1...Started and carried nine times for 40 yards with one touchdown in 38-3 blowout victory at Tampa Bay, Nov. 8.

2019 – Played in 14 games with nine starts and led the Saints in rushing with 171 carries for 797 yards (4.7 avg.) with five touchdowns and finished second on the team in receiving with 81 grabs for 533 yards and one touchdown. With 1,330 total yards



FOOTBALL



VETERANS

from scrimmage, Kamara became the first Saint to have at least 1,300 total yards from scrimmage in his first three seasons and joined Deuce McAllister (2002-04) as only the second Saint to reach the milestone in three straight campaigns. In the NFC Wild Card Playoff vs. Minnesota, 1/5/20, Kamara added seven carries for 21 yards and one touchdown and eight receptions for 34 yards...In regular season opener vs. Houston, Sept. 9, started and finished the night with 169 total yards from scrimmage, leading the team with 97 yards on 13 carries and 72 yards on seven receptions...At L.A. Rams, Sept. 15, started and rushed for a team-high 45 yards on 13 carries and caught a pass for a 15-yard gain...At Seattle, Sept. 22, started and rushed for 69 yards on 16 carries. Finished game with nine catches for 92 yards and a touchdown. Finished with 161 yards from scrimmage...Vs. Dallas, Sept. 29, started and carried 17 times for 69 yards (4.1 avg.) and added three receptions for 20 yards...Vs. Tampa Bay, Oct. 6, started and led team in rushing with 62 yards on 16 carries. Also caught six passes for 42 yards and completed a pass for a 13-yard gain...At Jacksonville, Oct. 13, started and rushed for 31 yards and recorded seven catches for 35 yards... Missed next two games with knee/ankle injury...Vs. Atlanta, Nov. 10, finished with four carries for 24 yards and added eight receptions for 50 yards. Became the 14th Saint to surpass 2,000 rushing yards for his career...At Tampa Bay, Nov. 12, led the team in rushing with 13 carries for 75 yards (5.8 avg.) to go along with ten catches for 47 yards. Also returned three punts for 32 yards...Vs. Carolina, Nov. 24, finished the game with 54 yards rushing on 11 carries and nine receptions for 48 yards...On Thanksgiving night at Atlanta, Nov. 28, started and finished with a team-high 61 rushing yards on 11 carries, caught four passes for 23 yards...Vs. San Francisco, Dec. 8, started and finished with four receptions for 18 yards. Rushed for 25 yards... Vs. Indianapolis, Dec. 16, started and rushed for 66 yards on 14 carries (4.7 avg.) to go along with five receptions for 23 receiving yards. Kamara became just the fourth NFL running back to amass 2,000 yards rushing and 2,000 yards receiving in their first three seasons, joining Christian McCaffrey, Roger Craig and Herschel Walker... At Tennessee, Dec. 22, started and carried 11 times for a team-high 80 yards (7.3 avg.) and two touchdowns. He also added 30 receiving yards on six catches. He became the third player with at least 500 receiving yards and 500 rushing yards in each of his first three seasons, joining Abner Haynes (1960-62) and Walker (1986-88)...At Carolina, Dec. 29, carried eight times for 39 yards (4.9 avg.) with two touchdowns and caught two passes for 18 yards (9.0 avg.). **2018** – Played in the first 15 games of the season with 13 starts and led the Saints in rushing with 194 carries for 883 yards (4.6 avg.) with 14 touchdowns and finished second on the team in receiving with 81 grabs for 709 yards and four TDs. 18 total touchdowns ranked second in the National Football League. His 14 rushing touchdowns were a club-best all-time at the time and ranked second in the league. His 1,592 total yards from scrimmage ranked seventh in the NFL. Added 126 kickoff return yards and 82 punt return yards, finished sixth in league with 1,800 all-purpose yards. In the postseason Kamara added 24 carries for 86 yards and 15 receptions for 131 yards. Returned six kickoffs for 164 yards (27.3 avg.), Kamara's 381 all-purpose yards were the highest NFL postseason total...In regular season opener vs. Tampa Bay, Sept. 9, started and rushed for 29 yards on eight carries, with two TDs and a two-point conversion run. In addition, caught nine passes for a career-high 112 yards and a TD, setting a new career-high in total TDs (three) and points (20)...Vs. Cleveland, Sept. 16, started and played on special teams. Rushed for team-high 46 yards and a successful two-point conversion run. In addition, caught six passes for 53 yards for 100 total yards from scrimmage...At Atlanta, Sept. 23, started and rushed for 66 yards on 16 carries. Also

finished the game with 15 catches for 124 yards (both career-highs). Finished with 190 total yards from scrimmage. Returned three punts for 16 yards to total 206 all-purpose yards. Receptions total was tied for second all-time for a running back and the most since Atlanta's William Andrews in 1981...At N.Y. Giants, Sept. 30, started and carried 19 times for 134 yards (7.1 avg.) with three TDs and added five receptions for 47 yards (9.4 avg.) for 181 total yards from scrimmage, the second straight week he exceeded 180...At Baltimore, Oct. 21, Started and led team in rushing with 64 yards on 17 carries and a TD and caught two passes for 11 yards...At Minnesota, Oct. 28, started and rushed for 45 yards and one TD, recorded seven catches for 31 yards and one TD and returned one punt for 15 yards...Vs. L.A. Rams, Nov. 11, started and finished with 19 carries for 82 yards and four receptions for 34 yards., his third three-TD performance of 2019, finishing with two rushing TDs and a receiving TD. Scored tenth touchdown of the season on an eight-yard first quarter run, and joined tight end Jimmy Graham (2013-14), running back Mark Ingram II (2016-17) and wide receiver Joe Horn (2003-04) as only the third Saint with back-to-back seasons of double-digit TDs. Kamara was the only Saint to do so his first two seasons...At Cincinnati, Nov. 11, started and finished with 12 carries for 56 yards and two TDs to go along with four catches for 46 yards. Also returned a punt for two yards...Vs. Philadelphia, Nov. 18, started and finished with 71 yards rushing on 13 carries and a 37-yard TD catch. Kamara, who had 826 receiving yards and 728 rushing yards as a rookie, became the fourth player in NFL history with both 500 rushing yards and 500 receiving yards in each of his first two seasons, joining Edgerrin James, Walker and Haynes...Vs. Atlanta, Nov. 22, started and finished with a team-high 89 rushing yards on 14 carries, caught a nine-yard pass, and returned a punt seven yards...At Dallas, Nov. 29, started and finished with a team-high eight receptions tallying 36 yards. Rushed for 36 yards, surpassing his rookie total of 726 rushing yards. Returned three punts for 17 yards, including a career-long 16-yard return...At Tampa Bay, Dec. 9, started and rushed for 51 yards on 12 carries to go along with five receptions for 36 receiving yards. Also returned three kickoffs for 76 yards...At Carolina, Dec. 17, started and carried 14 times for 67 yards and one touchdown. Added 36 receiving yards on seven catches...Vs. Pittsburgh, Dec. 23, carried seven times for 23 yards with two touchdowns and caught four passes for 82 yards (20.5 avg). With 14 rushing touchdowns in 2018, set what was the Saints single-season record previously held by McAllister (2002), RB George Rogers (1981) and Hilliard (1989). Also set what was a career-high with 18 touchdowns, tying what was the club record with Hilliard (1989). With 82 receiving yards, Kamara joined Walker as only the second player in NFL history to have 1,500 rushing yards and 1,500 receiving yards in his first two seasons...Vs. Carolina, Dec. 30, inactive...Vs. Philadelphia, 1/13/19, started in the NFC Divisional playoff and led the Saints in rushing, finishing with 16 carries for 71 yards, including a 12-yard rush for a first down with 1:03 remaining to seal the victory. Also recorded four receptions for 35 yards...In the NFC Championship vs. L.A. Rams, 1/20/19, finished with eight carries for 15 yards, a postseason career-high 11 receptions for a playoff career-best 96 yards and returned postseason career-high four kickoffs for playoff career-high 119 yards, including a postseason career-long 34-yard return. 230 all-purpose yards were a postseason career-best. **2017** – Played in all 16 games and started three. He totaled 120 rushes for 728 yards (NFL-best 6.1 avg.) and eight touchdowns, and 81 receptions for 826 yards (10.2 avg.) and five TDs and brought back 11 kickoffs for 347 yards with a club-record 106-yard TD. Set club receiving yardage record for a running back, club rookie touchdowns record (14) and combined with Ingram for the only RB duo in NFL history each with 1,500 total yards from scrimmage (Ingram-1,540 and Kamara-a team-leading 1,554). In two



postseason contests led team with 66 yards rushing and a touchdown and caught five passes for 72 yards with one TD, bringing back two kickoffs for 50 yards...At Minnesota, Sept. 11, carried seven times for 18 yards, had four receptions for 20 yards and returned a kickoff 20 yards...Vs. New England, Sept. 17, carried once for three yards, had three receptions for 51 yards and returned three kickoffs for 71 yards...At Carolina, Sept. 24, carried twice for 37 yards, including a 25-yard TD, his first career NFL score and added three receptions for five yards...At Miami in London's Wembley Stadium, Oct. 1, carried five times for 25 yards, caught 10 passes for 71 yards with a TD and returned a kickoff 23 yards...Vs. Detroit, Oct. 15, started and carried 10 times for 75 yards. Added three receptions for 12 yards...At Green Bay, Oct. 22, carried nine times for 57 yards and caught five passes for 50 yards...Vs. Chicago, Oct. 29, carried eight times for 28 yards with a TD and caught three passes for 48 yards (16.0 avg.)...Vs. Tampa Bay, Nov. 5, carried ten times for 68 yards with a TD and had six receptions for 84 yards, including a 33-yard TD, for two total TDs and game-high 152 scrimmage yards...At Buffalo, Nov. 12, carried 12 times for 106 yards with a TD and added five receptions for 32 yards to finish with a team-high 138 total yards from scrimmage, combining with Ingram to have only the third dual 100-yard rushing game in team history, the first since 2006...Vs. Washington, Nov. 19, finished with eight carries for 42 yards (5.3 avg.). Reeled in six catches for 74 yards and a TD. Rushed for his first career two-point conversion and the first by Saints in 2017 to tie contest...At L.A. Rams, Nov. 26, started in two-RB set and finished with five carries for 87 yards (17.4 avg.), including career-long 74-yard TD and six receptions for 101 yards with one touchdown for a team season-high and 188 total scrimmage yards. Became first Saints rookie to score a TD in five straight contests and the first player since Walker in 1986 to have both 500 yards rushing and 500 yards receiving in his first 11 NFL games. Joined Sayers (1965) as only the second rookie in NFL history with multiple games of 150 scrimmage yards, a rushing TD and a receiving TD and selected NFL Offensive Rookie of the Month...Vs. Carolina, Dec. 3, started and carried nine times for 60 yards with two rushing touchdowns and caught five passes for 66 yards. Joined former Washington wide receiver Charley Taylor (1963) and Detroit running back Billy Sims (1980) as only the third rookie in NFL records to record 600 yards rushing and 600 yards receiving...At Atlanta, Dec. 7, carried once for two yards and caught three passes for 25 yards before leaving (concussion)...Vs. N.Y. Jets, Dec. 17, finished with 12 carries for 44 yards and six receptions for 45 yards and a ten-yard TD...Vs. Atlanta, Dec. 24, carried 12 times for 32 yards, caught a team-high seven passes for 58 yards and returned two kickoffs for 72 yards...At Tampa Bay, Dec. 31, played on offense and special teams, carrying nine times for 44 yards with a seven-yard touchdown, catching six passes for 84 yards with career-long 40-yard reception and returning four kickoffs for 155 yards, including a 106-yard touchdown return, the longest play in team history. Finished with game-high 128 scrimmage yards and game-high and career-high 283 all-purpose yards...In NFC Wild Card Playoff vs. Carolina, 1/7/18, started and carried ten times for 23 yards with a fourth quarter two-yard touchdown and caught a ten-yard pass...In NFC Divisional Playoff at Minnesota, 1/14/18, carried 11 times for 43 yards, caught four passes for 62 yards and a fourth quarter 14-yard touchdown grab and returned two kickoffs for 50 yards.

COLLEGE – Played in 24 games in two seasons at Tennessee and rushed 210 times for 1,294 yards (6.2 avg.) with 16 touchdowns, caught 74 passes for 683 yards (9.2-average) with seven TDs and brought back a punt for a score. Finished his senior campaign with a team-high 1,188 all-purpose yards (596 rushing, 392 receiving,

184 punt return, 16 kickoff return) and 13 total touchdowns. Tied for third in SEC in touchdowns and ranked seventh in all-purpose yards...312 all-purpose yards at Texas A&M (10/8/16) set a Tennessee record. All-purpose yardage total was the second-most by an FBS player in 2016. Matched career-high with three touchdowns (two rushing, one receiving). With 127 yards on career-high 18 carries and 161 yards on career-high eight catches, joined Jamal Lewis (128/105 at Kentucky in 1997) as only two Vols to record 100 rushing yards and 100 receiving yards in same game. Added eight punt return yards and a 16-yard kickoff return...After transferring from a season at Hutchinson (Kan.) Community College, played in all 13 games with one start in 2015, rushing for 698 yards with seven TDs. Second on squad in receptions (34 for 291 yards and three TDs). As punt returner, eight returns for 100 yards (12.5 avg.) with a TD. 6.5 yards per carry average ranked third in the Southeastern Conference and tied for eighth with 11 TDs...Caught two touchdowns as Vols rallied from 24-3 deficit to beat 19th-ranked Georgia (10/10/15), finishing with five catches for 31 yards. Second Vol in school history with a rushing touchdown and punt return for touchdown in same game (other was Stanley Morgan in 1975) with a two-yard rushing TD and a 50-yard punt return TD vs. Western Carolina (9/19/15); TD for punt return was first return of his career in high school, junior college or college; also ran for 47 yards...Rushed for 144 yards, a UT-record for most rushing yards in a debut and two touchdowns vs Bowling Green (9/5/15)...In 2014, named the KJCC Offensive Player of the Year at Hutchinson. In nine games, ran for 1,211 yards with 18 touchdowns... Led team with 1,469 yards of total offense and 21 touchdowns. In 2013, redshirted at Alabama.

PERSONAL – Produced a highlight reel of a 2012 senior season at Norcross (Ga.) HS when he rushed for 2,264 yards and 26 touchdowns (7.5 avg.) and adding 22 receptions for 286 yards and five scores...Earned Georgia Mr. Football honors from the *Atlanta Journal-Constitution*...Class AAAAAA Player of the Year and garnered first-team All-State honors from the Georgia Sports Writers Association...Added 1,300 yards rushing and 17 touchdowns as a junior in 2011...Collaborated with QB Drew Brees to take part in an NFL commercial celebrating the league's 100th season that aired during the Super Bowl LII broadcast...Visited students at Pontchartrain Elementary School in Mandeville in 2018 offseason...Gave the Edna Karr High School football team a pregame speech before their 2017 Louisiana State championship game and gifted head coach Brice Brown two Super Bowl LII tickets...Supports Willie Hall Playground through both donations and mentorship of the organization's youth...Visited NOCCA with teammates to encourage students who created the featured song 'Shut 'Em Down' for the 2018 Saints-Falcons Thanksgiving game...A NASCAR fan who has attended several races, in the 2021 offseason, Kamara's "The Big Squeazy" juice and smoothie bar partnered with the charitable organization Son of a Saint and JD Motorsports to officially sponsor Ryan Vargas' car... Serves as the car racing body's first-ever Growth and Engagement Advisor and works directly with NASCAR leadership on strategic planning and creative opportunities that support its fan development efforts...Following his 2020 Christmas performance, Son of a Saint reported \$61,000 in donations made from 750 fantasy football winners in Kamara's name...Alvin Mentian Kamara was born July 25, 1995 in Atlanta, Ga.



ALVIN KAMARA

Year	Team	GP	RUSHING						RECEIVING				
			GS	Att	Yds	Avg	Lg	TD	No	Yds	Avg	Lg	TD
2017	New Orleans	16	3	120	728	6.1	74t	8	81	826	10.2	40	5
2018	New Orleans	15	13	194	883	4.6	49t	14	81	709	8.8	42	4
2019	New Orleans	14	9	171	797	4.7	40	5	81	533	6.6	41	1
2020	New Orleans	15	10	187	932	5.0	49	16	83	756	9.1	52t	5
2021	New Orleans	13	10	240	898	3.7	30	4	47	439	9.3	31	5
NFL Totals		73	45	912	4,238	4.6	74t	47	373	3,263	8.7	52t	20

Year	Team	No	FC	PUNT RETURNS				KICKOFF RETURNS				
				Yds	Avg	Lg	TD	No	Yds	Avg	Lg	TD
2017	New Orleans	0	0	0	-	-	0	11	347	31.5	106t	1
2018	New Orleans	12	9	82	6.8	16	0	4	126	31.5	50	0
2019	New Orleans	4	1	30	7.5	27	0	0	0	-	-	0
2020	New Orleans	1	0	0	-	-	0	2	44	22.0	31	0
2021	New Orleans	3	0	29	9.7	14	0	0	0	-	-	0
NFL Totals		20	10	141	7.1	27	0	17	517	30.4	106t	1

ADDITIONAL STATISTICS: Two-Point Conversions — (2017, 1); (2018, 3) **Total: 4;** Passing — One 13-yard completion in 2019.

CAREER HIGHS: Receptions — 15, at Atlanta (9/23/18); Receiving Yards — 139, vs. Green Bay (9/27/20); Long Reception — 52t, vs. Green Bay (9/27/20); Receiving TDs — 2, vs. Green Bay (9/27/20); Rushes — 30, vs. Atlanta (1/9/22); Rushing Yards — 155, vs. Minnesota (12/25/20); Long Rush — 74t, at Los Angeles Rams (11/26/17); Rushing TDs — 6-Tied NFL Record, vs. Minnesota (12/25/20); Total Yards From Scrimmage — 197, vs. Green Bay (9/73/20); Punt Returns — 3 (3x), last at Tampa Bay (11/17/19); Punt Return Yards — 32, at Tampa Bay (11/17/19); Long Punt Return — 27, at Tampa Bay (11/17/19); Kickoff Returns — 4, at Tampa Bay (12/31/17); Kickoff Return Yards — 155, at Tampa Bay (12/31/17); Long Kickoff Return — 106t, at Tampa Bay (12/31/17); Total TDs — 6-Tied NFL Record, vs. Minnesota (12/25/20).

POSTSEASON

Year	Team	GP	RUSHING						RECEIVING				
			GS	Att	Yds	Avg	Lg	TD	No	Yds	Avg	Lg	TD
2017	New Orleans	2	1	21	66	3.1	10t	1	5	72	14.5	23	1
2018	New Orleans	2	1	24	86	3.6	15	0	15	131	8.7	23	0
2019	New Orleans	1	1	7	21	3.0	9	1	8	34	4.3	9	0
2020	New Orleans	2	1	41	184	4.5	25	1	5	37	7.4	10	0
NFL Totals		7	4	93	357	3.8	25	3	33	274	8.3	23	1

Year	Team	No	FC	PUNT RETURNS				KICKOFF RETURNS				
				Yds	Avg	Lg	TD	No	Yds	Avg	Lg	TD
2017	New Orleans	0	0	0	-	-	0	2	50	25.0	30	0
2018	New Orleans	0	0	0	-	-	0	6	164	27.3	34	0
NFL Totals		0	0	0	-	-	0	8	214	26.8	34	0

ADDITIONAL POSTSEASON STATISTICS: Miscellaneous Forced Fumbles — (2017, 1) **Total: 1;** Miscellaneous Tackles — (2017, 1) **Total: 1.**

POSTSEASON CAREER HIGHS: Receptions — 11, vs. Los Angeles Rams (1/20/19); Receiving Yards — 96, vs. Los Angeles Rams (1/20/19); Long Reception — 23 (2x), at Minnesota (1/14/18) and vs. Philadelphia (1/13/19); Receiving TDs — 1, at Minnesota (1/14/18); Rushes — 23, vs. Chicago (1/10/21); Rushing Yards — 99, vs. Chicago (1/10/21); Long Rush — 25, vs. Chicago (1/10/21); Rushing TDs — 1 (3x), last vs. Chicago (1/10/21); Total Yards From Scrimmage — 116, vs. Chicago (1/10/21); Kickoff Returns — 4, vs. Los Angeles Rams (1/20/19); Kickoff Return Yards — 119, vs. Los Angeles Rams (1/20/19); Long Kickoff Return — 34, vs. Los Angeles Rams (1/20/19); All Purpose Yards — 230, vs. Los Angeles Rams (1/20/19).



**TANOH
KPASSAGNON** **90**
DE

HEIGHT: 6-7 • WEIGHT: 289
COLLEGE: VILLANOVA
JOINED SAINTS: UFA-21 (KC)
NFL EXPERIENCE: 6
BORN: 6/14/94

NFL CAREER – A versatile experienced defensive lineman, Kpassagnon enters his second season with Saints. Before suffering a season-ending ankle injury, he played in eight games with five starts and made 18 tackles (14 solo), four sacks, two passes defended and a forced fumble. He’s played in 69 career games with 29 starts, recording 92 tackles (65 solo), 11 sacks, seven passes defended, two forced fumbles, a fumble recovery, a special teams tackle and a blocked field goal.

TRANSACTIONS – Placed by Saints on Injured Reserve, 12/2/21; Agreed to terms on a two-year contract with New Orleans Saints (UFA-KC), 3/29/21; Signed to a four-year contract by Kansas City, 6/7/17; Selected in the second round (59th overall) of the 2017 NFL Draft by Kansas City Chiefs.

2021 – Appeared in eight games with five starts at RED in first season in New Orleans. Recorded 18 tackles (14 solo), tied a career-high with four sacks and added two passes defended and a forced fumble...In Saints debut vs. Green Bay, Sept. 12, finished with two solo tackles, a sack and a forced fumble...Sacked Mac Jones for a 14-yard loss and added two solo tackles at New England, Sept. 26, in first start as a Saint...Started in 13-10 Monday Night Football win at Seattle, Oct. 25, sacking Geno Smith for a 11-yard loss and adding three tackles. **2020** – Appeared in all 16 regular season games with 15 starts and opened all three postseason contests for Kansas City, recording 28 tackles (20 solo), a sack and three passes defended. Started all three playoff games with five tackles (one solo), a sack and a pass defense in run to Super Bowl LV...Tallied four tackles and one pass breakup in overtime win at L.A. Chargers, Sept. 20...Recorded first sack of 2020 at Denver, Oct. 25...Posted a season-high five tackles (four solo) vs. Carolina, Nov. 8...Sacked Josh Allen for an 18-yard loss in the AFC Championship vs. Buffalo, 1/24/21. **2019** – Appeared in all 16 regular season games with eight starts and started all three postseason contests for Super Bowl LIV champions, posting career-highs in tackles (29 with 20 solo) and sacks (four), adding two passes defended, his first career forced fumble and fumble recovery and blocking a field goal...Recorded first sack of 2019 and added two solo tackles and first career forced fumble at Oakland, Sept. 15...Tied career-high with two sacks of Aaron Rodgers for combined 30-yard loss vs Green Bay, Oct. 27...Tied season-high with five tackles (three solo) and a sack of Derek Carr vs. Oakland, Dec. 1...Blocked a field goal attempt at New England, Dec. 8...Tallied a postseason-best with two sacks of Ryan Tannehill in AFC Championship vs. Tennessee, 1/19/20...Recorded two tackles (one solo) in Super Bowl LIV vs. San Francisco, 2/2/20. **2018** – Appeared in 13 games and finished with four tackles (three solo)... Recorded two tackles (one solo) at L.A. Chargers, Sept. 9...Played on defense and special teams in the AFC Divisional Playoff vs. Indianapolis, 1/12/19...Inactive for AFC Championship vs. New England, 1/20/19. **2017** – Appeared in all 16 regular season games with



VETERANS

one start, posting 13 tackles (seven solo), two sacks for a 17 yards in losses and a special teams stop...Made first career NFL start in regular season finale at Denver, Dec. 31, where he turned in career-bests with seven tackles (four solo) and first two career sacks...Played on defense and special teams in AFC Wild Card game vs. Tennessee, 1/6/18.

COLLEGE – The Villanova standout appeared in 41 career games in four seasons with the Wildcats...Totaled 105 tackles (65 solo), 22 sacks, four forced fumbles, three fumble recoveries and a 29-yard interception return...Garnered first-team AP FCS All-American in 2016, ranking sixth in FCS with 21.5 stops for loss and tying for fifth nationally with 11 sacks...Turned in first-team All-CAA in 2015 with 9.5 stops for loss and 6.5 sacks...Played as reserve in 2013 with 15 tackles and a sack...Missed eight games (knee) in sophomore campaign where he tallied 12 tackles, five for loss and 3.5 sacks in six games...Redshirted in 2012...Graduated with bachelor's degrees in accounting and finance as double major.

PERSONAL – Attended Wissahickon (Ambler, Pa.) HS, lettering in football, track and basketball, receiving first-team All-League honors in football and basketball... Was a 4.0 student...Mother Winifred Wafuoyo, a Uganda native, is a chemist in the Philadelphia area, holding her doctorate...Father, Patrice Kpassagnon Tagro is an economist, holding his doctorate, who lives in the Ivory Coast...Spent two summers interning with PricewaterhouseCoopers in Philadelphia, working in accounting and finance the first summer and tax accounting the second...Taking online graduate classes from Indiana University...Born in Kalamazoo, Mich. on June 14, 1994...Name pronounced: Tawn-oh pass-N-yo.

TANOH KPASSAGNON

Year	Team	GP	GS	Tot	TACKLES			Yds	INTERCEPTIONS					FUMBLES			
					Solo	Asst	Sk		No	Yds	Lg	TD	PD	FF	FR	Yds	
2017	Kansas City	16	1	13	7	6	2.0	17.0	0	0	0	0	0	0	0	0	0
2018	Kansas City	13	0	4	3	1	0.0	0.0	0	0	0	0	0	0	0	0	0
2019	Kansas City	16	8	29	21	8	4.0	47.0	0	0	0	0	2	1	1	0	0
2020	Kansas City	16	15	28	20	8	1.0	3.0	0	0	0	0	3	0	0	0	0
2021	New Orleans	8	5	18	14	4	4.0	38.0	0	0	0	0	2	1	0	0	0
NFL Totals		69	29	92	65	27	11.0	105.0	0	0	0	0	7	2	1	0	0

ADDITIONAL STATISTICS: Special Teams Tackles — (2017, 1) **Total: 1.**; **Blocked Field Goals** — (2019, 1) **Total: 1.**

CAREER HIGHS: Tackles — 7, at Denver (12/31/17); **Sacks** — 2 (2x), last vs. Green Bay (10/27/19); **Interceptions** — 0; **Passes Defensed** — 1 (7x), last at Washington (10/10/20); **Forced Fumbles** — 1 (2x), at Oakland (11/29/18) and vs. Green Bay (9/12/21); **Fumble Recoveries** — 1, at Tennessee (11/10/19); **Special Teams Tackles** — 1, at New York Jets (12/31/17).

POSTSEASON

Year	Team	GP	GS	Tot	TACKLES			Yds	INTERCEPTIONS					FUMBLES			
					Solo	Asst	Sk		No	Yds	Lg	TD	PD	FF	FR	Yds	
2017	Kansas City	1	0	0	0	0	0.0	0.0	0	0	0	0	0	0	0	0	0
2018	Kansas City	1	0	0	0	0	0.0	0.0	0	0	0	0	0	0	0	0	0
2019	Kansas City	3	3	5	3	2	2.0	10.0	0	0	0	0	1	0	0	0	0
2020	Kansas City	3	3	5	4	1	1.0	18.0	0	0	0	0	0	0	0	0	0
NFL Totals		8	6	10	7	3	3.0	28.0	0	0	0	0	1	0	0	0	0

POSTSEASON CAREER HIGHS: Tackles — 3, at Tampa Bay (2/7/21); **Sacks** — 2, vs. Tennessee (1/19/20); **Interceptions** — 0; **Passes Defensed** — 1, vs. Tennessee (1/19/20); **Forced Fumbles** — 0; **Fumble Recoveries** — 0.



JARVIS LANDRY

80 WR

HEIGHT: 5-11 • WEIGHT: 196
COLLEGE: LOUISIANA STATE
JOINED SAINTS: FA-22
NFL EXPERIENCE: 9
BORN: 11/28/92

NFL CAREER – Signed by New Orleans as a free agent after the 2022 NFL Draft, this former Lutchter High School and LSU standout returns home as one of the league's most accomplished receivers and will seek to establish continuity with Jameis Winston and the Saints offense in training camp to become one of his top targets. Posting career totals in 123 career games with 113 Starts with the Miami Dolphins (2014-17) and Cleveland Browns (2018-21), the five-time Pro Bowler has produced 688 catches for 7,598 yards with 37 touchdowns. He ranks fourth in the NFL in receptions since coming into the league as a second round pick of the Dolphins in 2014. Landry will look to bounce back in 2022 from a knee injury in 2021 that caused him to miss four games and will seek to build on his totals last season in 12 games where he still managed to lead the Browns in receiving with 52 receptions for 570 yards with two touchdowns, while adding six carries for a career-high two rushing scores.

HONORS – **2019**: Pro Bowl; Cleveland Browns Man of the Year (team nominee for NFL Walter Payton Man of the Year); **2018**: Pro Bowl; **2017**: Pro Bowl. **2016**: Pro Bowl; **2015**: Pro Bowl; Week 1 AFC Special Teams Player of the Week; **2014**: PFWA All-Rookie Team.

CAREER TRANSACTIONS – Signed by New Orleans to a one-year contract, 5/14/22; Released by Cleveland, 3/14/22; Activated by Cleveland from Injured Reserve, 10/21/21; Placed by Cleveland on Injured Reserve, 9/21/21; Re-signed by Cleveland to a five-year contract extension, 4/12/18; Acquired by Cleveland from Miami, 3/14/18; Signed franchise tag tender with Miami, 3/9/18; Designated franchise player by Miami, 2/20/18; Signed by Miami to a four-year contract, 6/12/14; Selected by Miami in the second round (63rd overall) of the 2014 NFL Draft.

2021 – Landry started all 12 games he appeared in during his final season in Cleveland, recording 52 receptions for 570 yards and two touchdowns while rushing for 40 yards on six attempts for a career-high two rushing touchdowns. Despite missing four games with a knee injury and one on Reserve/COVID-19, Landry led the Browns in receptions for the fourth consecutive season and also managed to rank second on the team in receiving yardage...Hauled in five receptions for 71 yards and rushed twice for 13 yards with one TD in season-opening loss at Kansas City, Sept. 12...After being placed on Injured Reserve following the Chiefs contest, streak ended of 111 consecutive games with at least two receptions came to an end, the fourth-longest of its kind in league history. Caught five passes for 37 yards in return to action in 17-14 victory, vs. Denver, Oct. 21...Vs. Pittsburgh, Oct. 31, hauled in five receptions for 65 yards... Caught four passes for 26 yards and had a 16-yard rushing touchdown to power the



VETERANS

Browns to a 13-10 win vs. Detroit, Nov. 21...Posted season-high six receptions for season-best 111 yards at Baltimore, Nov. 28...Caught five passes for 41 yards and one TD in 24-22 victory vs. Baltimore, Dec. 12...Caught four passes for 43 yards at Pittsburgh, 1/3/22...Had six receptions for 75 yards, while hauling in one TD in season finale vs. Cincinnati, 1/9/22. **2020** – Appeared in 15 regular season games with 14 starts and led the Browns in receiving and receiving yardage for the third consecutive season with 72 receptions for 840 yards with three TDs, also tossing a 37-yard TD and carrying four times for ten yards with one touchdown. In two playoff games with one start, had 12 receptions for 112 yards and two TDs...In the regular season opener at Baltimore, Sept. 13, started and finished with five receptions for 61 yards...Started vs. Cincinnati, Sept. 17 and caught three passes for 46 yards...Started and hauled in four receptions for 36 yards vs. Washington, Sept. 27...Started and made five receptions for 48 yards at Dallas, Oct. 4, also tossing his first career touchdown pass, a 37-yard completion...Vs. Indianapolis, Oct. 11, started and made four receptions for 88 yards... At Pittsburgh, Oct. 18, started and made three receptions for 40 yards...In 37-34 victory at Cincinnati, Oct. 25, and caught five passes for 48 yards...Started and had four catches for 52 yards vs. Las Vegas, Nov. 1...Started and caught three passes for 29 yards in 10-7 win vs. Houston, Nov. 15...Started and finished with two receptions for 23 yards in 22-17 win vs. Philadelphia, Nov. 22...Started and recorded eight receptions for 143 yards (17.9 avg.) with one TD at Jacksonville, Nov. 29...Started and hauled in eight passes for 62 yards with one touchdown at Tennessee, Dec. 6... Started and finished with six receptions for 52 yards vs. Baltimore, Dec. 14...Started and finished with seven receptions for 61 yards and one TD at N.Y. Giants, Dec. 20... In regular season finale vs. Pittsburgh, 1/3/21, had five catches for 51 yards and one rushing TD...In AFC Wild Card Playoff win at Pittsburgh, 1/10/21, posted five receptions for 92 yards and one TD...In AFC Wild Card Playoff loss at Kansas City, 1/17/21, finished with seven receptions for 20 yards and one touchdown. **2019** – Selected to his fifth consecutive Pro Bowl in his second season in Cleveland. Started all 16 contests, leading team in catches, yardage and scoring grabs with 83 receptions for 1,174 yards (14.1 avg.) with six touchdowns...In opener vs. Tennessee, Sept. 8, had four receptions for 67 yards...Finished with three receptions for 32 yards at N.Y. Jets, Sept. 16...Finished with three grabs for 62 yards (20.7 avg.) vs. L.A. Rams, Sept. 22...Set new career-high in yardage at Baltimore, Sept. 29, when he grabbed eight balls for 167 yards (20.9 avg.), including a 65-yard grab...Made four grabs for 75 yards at San Francisco, Oct. 7...Had three grabs for a 36 yards vs. Seattle, Oct. 13...Had five receptions for 65 yards at New England, Oct. 27...Finished with six receptions for 51 yards, including one 21-yard scoring grab at Denver, Nov. 3...Had second straight game with a TD as he finished with nine catches for 97 yards vs. Buffalo, Nov. 10... Caught four passes for 43 yards and a TD on Thursday Night Football vs. Pittsburgh, Nov. 14...Posted ten receptions for 148 yards and two TDs in standout performance against former team vs. Miami, Nov. 24...Recorded six receptions for 76 yards at Pittsburgh, Dec. 1...Finished with four receptions for 76 yards (19.0 avg.), vs. Cincinnati, Dec. 8...At Arizona, Dec. 15, had five receptions for 23 yards...Vs. Baltimore, Dec. 22, had seven receptions for 74 yards...In season finale at Cincinnati, Dec. 29, finished with two receptions for 82 yards, including a 56-yard TD. **2018** – Named to fourth consecutive Pro Bowl in his first season with Browns...Led team in receptions (81) and receiving yards (976), while adding four receiving touchdowns...Rushed three times for 60 yards (20.0 avg.), including career-best 51-yarder and one TD...Also completed a 63-yard pass and one two point conversion pass...Registered four 100-yard receiving games...20-game streak of at least five receptions ended in Week 4 as second longest in NFL history...Dec. 9, vs. Carolina, in 26-20 win, posted three catch-

es for 57 yards with one touchdown and rushed twice for 54 yards with one touchdown. Became first Brown since 1991 with a 50-yard rush (51 yards) and 50-yard catch (51t) in same game. **2017** - Selected to the Pro Bowl for the third season in a row in final season in Miami...Started all 16 games, recording 112 receptions for 987 yards and a career-high nine TDs...Also returned 12 punts for 81 yards...His 112 receptions led the NFL...Became only the second Dolphin to lead the NFL in receptions...His 112 receptions also broke his own single-season franchise record of 110 catches (2015)... His 28 third-down receptions tied for fourth in the league, along with his nine receiving touchdowns...The NFL's only player to record at least five receptions in every 2017 contest...Became fourth player (fifth time overall) in NFL history to record five-plus receptions in all 16 games of a season...Sept. 17 at L.A. Chargers, led team with 13 receptions for 78 yards. His 13 grabs tied for second-most in a single game in Miami history...Oct. 8 vs. Tennessee, posted five receptions for 44 yards with one TD...At Atlanta, Oct. 15, finished with eight grabs for 62 yards and one TD...Oct. 22 vs. N.Y. Jets, had seven receptions for 93 yards with a TD...Nov. 15 vs. Oakland, recorded six receptions for 32 yards and one TD...Vs. Denver, Dec. 3, finished with five receptions for 62 yards...Vs. New England, Dec. 11, had eight receptions for 46 yards with one TD. **2016** - Selected to the Pro Bowl for second straight season...Recorded 94 receptions for 1,136 yards and four TDs...Rushed five times for 17 yards...Returned 16 punts for 163 yards...94 receptions tied for seventh in NFL in 2016, while 1,136 receiving yards were tenth...1,136 receiving yards were eighth-best in Dolphins history in single season...Sept. 19 at New England, had ten receptions for 135 yards, eclipsing 2,000 career receiving yards...Became second-fastest in team history to reach 2,000 career receiving yards (34 games)...Sept. 25, vs. Cleveland, recorded seven receptions for 120 yards and a touchdown...Marked the first time he's recorded back-to-back 100-yard receiving games in his career...Dec. 4, at Baltimore, notched 11 receptions for 87 yards, recording his fifth-career regular season game with ten receptions or more, a Miami regular season career record...Became the only player in Miami history to record three career regular season games with 11 or more catches...1/8/17, at Pittsburgh, led the team with 11 receptions for 102 yards in the AFC Wild Card Playoff Game, the 13th time a Dolphin's notched a 100-yard receiving game in the playoffs...His 11 receptions tied a postseason single-game franchise record. **2015** - Selected to Pro Bowl for first time and became the eighth receiver in Dolphins history to receive nod...Played in all 16 games with 14 starts, tallying 110 receptions for 1,157 yards and four touchdowns...Added 18 rushes for 113 yards and his first career rushing TD...Returned 36 punts for 356 yards and the first return touchdown of his career, a career-long 69 yards...Added 13 kickoff returns for 321 yards...Ranked fourth in NFL in receptions and punt return yards...His 110 receptions set a then-team record for most receptions in a season...Sept. 13 at Washington, led team in catches with eight for 53 yards. Named AFC Special Teams Player of the Week after returning a punt for 69 yards for a TD. Marked the Dolphins' first punt return for a score since 2012 and was the third time a Dolphin has done so in a season opener...Sept. 20 at Jacksonville, totaled eight receptions for 110 yards, topping the 100-career catch mark in his 18th career game...Become the fastest player in Dolphins history to reach 100 career receptions...Dec. 27 vs. Indianapolis, caught seven passes for 111 yards and recorded his 100th catch of the year to become the first player in Dolphins history to record 100-plus receptions in a season. **2014** - Appeared in all 16 games with 11 starts as a rookie and recorded 84 receptions for 758 yards with five touchdowns... Added 25 punt returns for 204 yards and 34 kickoff returns for 954 yards with a long of 74 yards...Ranked fourth in the NFL in kickoff return average (28.1 avg.)...His 84 receptions were the most on the team and set a Dolphins rookie record, while his five



VETERANS

receiving touchdowns were tied for second-most by a rookie in a single season in franchise history... Sept. 21, Vs. Kansas City, had 174 yards on five kick-off returns, including one for 74 yards, the ninth-most kickoff return yards for a rookie in a single game in franchise history...Nov. 23, at Denver, tallied seven receptions for 50 yards and two touchdowns...His two touchdown receptions tied for the most by a Dolphins rookie since 2001.

RECEIVING LEADER

Since 2014, Landry has ranked among the NFL's receiving leaders

NFL RECEIVING LEADERS SINCE 2014

Player	Rec.	Yds.	Avg.	TD
1. DeAndre Hopkins	737	9,779	13.3	66
2. Julio Jones	705	10,593	15.0	41
3. Travis Kelce	704	9,006	12.8	57
4. Jarvis Landry	688	7,598	11.0	37
5. Davante Adams	669	8,121	12.1	73

COLLEGE – Played in 40 career games with 12 starts at Louisiana State...Totaled 137 receptions for 1,809 yards and 15 touchdowns...Added 87 yards on five kickoff returns and 38 yards on three punt returns...Played in 13 games with 10 starts as a junior in 2013...Recorded 77 receptions for 1,193 yards and 10 touchdowns...Notched five 100-yard games...Led the team while ranking third in the league and No. 18 in the nation in yards receiving (1,193)...Tallied a team-high 77 catches, the third-best season total in school history...His ten TDs ranked third in SEC and 22nd in nation...Earned second-team All-Southeastern Conference...Recipient of the 2013 Charles McClendon Award, which goes to the school's most valuable player...Also served as team captain...Played in 13 games with one start as a sophomore in 2012...Led team with 56 receptions for 573 yards and five touchdowns...Added 76 yards on four kickoff returns and seven yards on a punt return...Played in 14 games with one start as a freshman in 2011, recording four receptions for 43 yards...Majored in sports administration.

PERSONAL – Given name is Jarvis Charles Landry...Has a daughter, Joy...Brother, Gerard, played football at Southern University...Cousin of NFL defensive tackle Glenn Dorsey, who also played at LSU (2004-07)...Participated in the NFL UK Live Tour in April 2017...Convent native attended Lutcher (La.) HS...Ranked as the nation's top wide receiver by MaxPreps.com and the fourth-best receiver by Rivals.com and Scout.com as senior, when he registered 51 catches for 716 yards (14.0 avg.) and 11 touchdowns...Recorded 62 receptions for 1,158 yards (18.7 avg.) and 13 TDs as junior...Passionate about cystic fibrosis: wants to raise awareness, funds and use his platform to hopefully one day put an end to CF, as one of his close high school friends had CF and ultimately lost her battle with it in 2015, resulting in him closely seeing and understanding the effects of the disease...Raises awareness for CF annually through the NFL's My Cause, My Cleats platform and has hosted several significant fundraisers in Miami and Cleveland to raise money and awareness for CF...Donated \$15,000 and partnered with a local retailer to provide hygiene products to East Cleveland City School District students and families amid the global COVID-19 pandemic...Donated meals, along with his family, to staff in his hometown hospital...Supports number of youth football initiatives...Hosted "Jarvis Landry's Hometown GiveBack", for students from hometown of Convent and Lutcher High starting in 2015 offseason...The event started for 50 disadvantaged kids and supplied each participant with school supplies...The event has evolved by now hosting approximately 100 boys from the St. James Parish

VETERANS

area and Landry announced the formation of his Building Winners Academic Scholarship, granted annually to one graduating senior at Lutchter High School...The 2022 event took place at the Ochsner Sports Performance Center...Hosted a youth football camp at Archbishop McCarthy High School in Southwest Ranches, Fla. in 2016-17 and invited a Make-A-Wish child to the camp...Promoted financial literacy in a finance program throughout the 2015-16 seasons.

JARVIS LANDRY

Year	Team	GP	RECEIVING						RUSHING					
			GS	No	Yds	Avg	Lg	TD	Att	Yds	Avg	Lg	TD	
2014	Miami	16	11	84	758	9.0	25	5	2	-4	-2.0	4	0	
2015	Miami	16	14	110	1157	10.5	50t	4	18	113	6.3	22t	1	
2016	Miami	16	16	94	1136	12.1	71	4	5	17	3.4	13	0	
2017	Miami	16	16	112	987	8.8	49	9	1	-7	-7.0	-7	0	
2018	Cleveland	16	14	81	976	12.0	51t	4	3	60	20.0	51	1	
2019	Cleveland	16	16	83	1174	14.1	65	6	1	10	10.0	10	0	
2020	Cleveland	15	14	72	840	11.7	32	3	4	10	2.5	5	1	
2021	Cleveland	12	12	52	570	11.0	38	2	6	40	6.7	16t	2	
NFL Totals		123	113	688	7598	11.0	71	37	40	239	6.0	51	5	

Year	Team	Att	Cmp	Pct	PASSING			Int	Lg	Sk	Lst	Rating
					Yds	Yds/Att	TD					
2015	Miami	1	1	100.0	9	9.0	0	0	9	0	0	104.2
2016	Miami	1	0	0.0	0	0.0	0	0	-	0	0	39.6
2017	Miami	1	0	0.0	0	0.0	0	0	-	0	0	39.6
2018	Cleveland	2	1	50.0	63	31.5	0	0	63	0	0	95.8
2020	Cleveland	4	4	100.0	74	18.5	1	0	37t	0	0	158.3
2021	Cleveland	0	0	-	0	-	0	0	-	1	1	-
NFL Totals		9	6	66.7	146	16.2	1	0	63	1	1	-

Year	Team	KICKOFF RETURNS					PUNT RETURNS					
		No	Yds	Avg	Lg	TD	No	FC	Yds	Avg	Lg	TD
2014	Miami	34	954	28.1	74	0	25	19	204	8.2	32	0
2015	Miami	13	321	24.7	50	0	36	16	356	9.9	69t	1
2016	Miami	0	0	-	0	0	16	15	163	10.2	20	0
2017	Miami	1	-5	-5.0	-5	0	12	3	81	6.8	16	0
2018	Cleveland	2	22	11.0	14	0	2	1	10	5.0	8	0
2019	Cleveland	0	0	-	0	0	5	8	53	10.6	18	0
NFL Totals		50	1292	25.8	74	0	96	62	867	9.0	69t	1

ADDITIONAL STATISTICS: Special Teams Tackles — (2014, 1); (2016, 1); (2017, 1) **Total: 3.**

CAREER HIGHS: Receptions — 13 (2x), at Los Angeles Chargers (9/17/17) and at New York Jets (11/29/15); **Receiving Yards** — 167, at Baltimore (9/29/19); **Long Reception** — 71, vs. Arizona (12/11/16); **Receiving TDs** — 2 (4x), last vs. Miami (11/24/19); **Rushes** — 5, at Buffalo (1/18/15); **Rushing Yards** — 54, vs. Houston (12/9/18); **Long Rush** — 51, vs. Houston (12/9/18); **Rushing TDs** — 1 (5x), last vs. Detroit (11/21/21).

POSTSEASON

Year	Team	GP	GS	RECEIVING				RUSHING					
				No	Yds	Avg	Lg	TD	Att	Yds	Avg	Lg	TD
2016	Miami	1	1	11	102	9.3	17	0	0	0	-	-	0
2020	Cleveland	2	1	12	112	9.3	40t	2	0	0	-	-	0
NFL Totals		3	2	23	214	9.3	40t	2	0	0	-	-	0

POSTSEASON ADDITIONAL STATISTICS: Punt Returns— (2016, 1 punt return for 9 yards) **Total: 1 punt return for 9 yards..**

CAREER HIGHS: Receptions — 11, at Pittsburgh (1/8/17); **Receiving Yards** — 102, at Pittsburgh (1/8/17); **Long Reception** — 40t, at Pittsburgh (1/10/21); **Receiving TDs** — 2, at Kansas City (1/17/21).



FOOTBALL



VETERANS



FORREST LAMP

77 OL

HEIGHT: 6-4 • WEIGHT: 310
COLLEGE: WESTERN KENTUCKY
JOINED SAINTS: FA-21
NFL EXPERIENCE: 5
BORN: 2/20/94

NFL CAREER – Forrest Lamp enters his fifth NFL season and second with the Saints in 2022. Originally selected by the Los Angeles Chargers in the second round (38th overall) of the 2017 NFL Draft, Lamp has appeared in 26 career games with 18 starts at left guard for the Chargers. The Venice, Fla. native spent the 2021 off-season with Buffalo before signing to the Saints practice squad midway on Oct. 19 and appeared in the team's Week 17 win over division rival Carolina. Lamp will look to compete for roster spot in training camp.

CAREER TRANSACTIONS – Re-signed by the Saints to a one-year contract, 4/1/22; Released from the practice squad, 1/17/22; Signed by New Orleans to the practice squad, 10/19/21; Released by Buffalo, 8/26/21; Signed by the Buffalo Bills to a one-year contract (UFA-LAC), 3/17/21; Placed by Chargers on Injured Reserve, 10/23/19; Placed by Chargers on Injured Reserve, 9/2/17; Signed by the Chargers to a four-year contract, 5/11/17; Selected by the L.A. Chargers in the second round (38th overall) of the 2017 NFL Draft.

2021 – Appeared in one game for the Saints in 2021, participating in the team's Week 17 win over division rival Carolina. **2020** – Opened all 16 games at left guard for Chargers...Blocked for an offense that saw QB Justin Herbert win NFL Offensive Rookie of the Year and set NFL rookie records for passing touchdowns (31), total touchdowns (36), completions (396), most 300-yard passing games (8) and most three-plus passing touchdown outings (6)...One of two offensive linemen to not miss a single offensive snap entire season. **2019** – Saw action on offense in seven games, starting two at left guard before being placed on injured reserve on with a season-ending leg injury on Oct. 23...Vs. Indianapolis, Sept. 8, played two offensive snaps...at Detroit, Sept. 15, participated on two offensive plays... Vs. Houston, Sept. 22, saw time on three offensive plays...At Miami, Sept. 29, appeared on 17 offensive plays...Vs. Denver, Oct. 6, played 45 offensive snaps... Vs. Pittsburgh, Oct. 13, made first career start, opening at left guard. Played all 62 offensive snaps, protecting Philip Rivers to record his fourth 300-yard contest of the season...At Tennessee, Oct. 20, started at left guard before exiting (leg). Blocked for Rivers to throw for 329 yards, his fifth such performance of the season. Protected Rivers to pass Pittsburgh QB Ben Roethlisberger and New York Giants QB Eli Manning for No. 6 on the all-time passing yards list. **2018** – Appeared in two games...Dressed but did not play in four contests and inactive for 10 others...Inactive for both postseason contests...at Cleveland, Oct. 14, made NFL debut, appearing on seven offensive plays in fourth quarter in first career action...At Denver, Dec. 30, participated on 10 plays on offense. **2017** – Suffered a season-ending knee injury in training camp and was placed on injured reserve on Sept. 2.

VETERANS

COLLEGE – Played four seasons (2013-16) at Western Kentucky, redshirting in 2012 where he started 51 games...Won three consecutive bowl championships while adding back-to-back Conference USA titles...As a senior in 2016, was recognized as second-team All-America by *USA Today*, becoming the first Western Kentucky player to be recognized as All-America from *USA Today* in the Football Bowl Subdivision era...Third-team All-American by the *Associated Press* as a senior, the second-ever Big Red player in the FBS era to be named All-America by *AP*...Named a Pro Football Focus All-American and first-team All-Conference USA in back-to-back seasons (2015-16)...As a senior in 2016, allowed just four pressures over 558 pass attempts...Did not allow a sack in either of his junior or senior seasons... Earned a degree from Western Kentucky with a double-major in business management and business informatics, while also minoring in finance

PERSONAL – Given name Forrest Noah Lamp...Born in Venice, Fla...In the 2020 offseason, participated in 'All Black Lives Matter' marches calling for police reform with teammates...Earned first-team All-State and first-team All-Area accolades following his senior season at Venice (Fla.) High...Played on the offensive and defensive lines his last two years, helping Venice achieve a 17-6 mark over those two seasons...Was a member of the South Team in the FACA North-South All-Star Game in 2011...Lettered in basketball, football and weightlifting...Partnered with Waymakers, a Laguna Beach non-profit, as part of the NFL's My Cause, My Cleats initiative to promote the foundation's efforts in substance abuse and alcoholism awareness. Waymakers has many programs — including battling substance abuse, providing resources for children with mental health issues and assisting youth that have unstable housing. The foundation also has a youth shelter program which aims to prevent homelessness and divert at-risk youth from entering the juvenile justice system while preventing school dropouts. Lamp wore his cleats when he dressed for the Week 14 win in 2018 against Cincinnati

FORREST LAMP

Games Played/Started: Los Angeles Chargers — (2018, 2/0); (2019, 7/2); (2020, 16/16) New Orleans — (2021, 1/0)
NFL Totals: 26/28



FOOTBALL





MARSHON LATTIMORE

23 CB

HEIGHT: 6-0 • WEIGHT: 192
 COLLEGE: OHIO STATE
 JOINED SAINTS: D1A-17
 NFL EXPERIENCE: 6
 BORN: 5/20/96

NFL CAREER – This former *Associated Press* NFL Defensive Rookie of the Year had another stellar season in 2021, when he started all 16 games he played in and posted 68 stops (55 solo), three interceptions, defended 19 passes and recovered one fumble during a standout campaign. Lattimore was a Pro Bowl selection for the fourth time in his five-year career in New Orleans. Overall, he has started all 73 regular season games he's appeared in, totaling 298 tackles (245 solo), 14 interceptions, five forced fumbles, five fumble recoveries and 74 passes defended, the most in the NFL since he entered the league in 2017. Lattimore has opened all seven postseason contests he has appeared in, recording 23 tackles (22 solo), two picks and ten passes defended. Entering his sixth campaign, Lattimore has established himself as one of the league's premier cornerbacks and is the only Saints defensive back to be selected to the Pro Bowl four times.

CAREER TRANSACTIONS – Signed to a five-year contract extension, 9/12/21; Fifth-year option exercised, 3/19/20; Signed to a four-year contract, 6/2/17; Selected by the Saints in the first round (11th overall) of the 2017 NFL Draft.

HONORS - 2021: Pro Bowl; **2020:** Pro Bowl; **2019:** Pro Bowl (starter); PFWA All-NFC. **2017:** Pro Bowl; NFL Defensive Rookie of the Year (*AP*, ESPN.com, Sports Illustrated and PFWA). PFWA All-Rookie and All-NFC; Pepsi NFL Rookie of the Week (Weeks 5, 7, 15 and 17). NFL Defensive Rookie of the Month (October and December).

2021 – Started all 16 games he played in and posted a career-high 68 stops (career-best 55 solo), three interceptions, defended 19 passes, and recovered a fumble during a standout campaign where he was a Pro Bowl selection for the fourth time...Vs. Green Bay, Sept. 12, collected three tackles (two solo) along with a pass defended in the Saints 38-3 win over Packers...At Carolina, Sept. 19, inactive (thumb)...At New England, Sept. 26, recorded a team-high ten tackles (eight solo), an interception of Patriots QB Mac Jones and a pass defense...Vs. N.Y. Giants, Oct. 3, recorded two tackles (one solo) with a pass defense...At Washington, Oct. 10, recorded a solo tackle and career-high six passes defended, NFL's highest 2021 total...At Seattle, Oct. 25, recorded two solo tackles with a pass defense...Vs. Tampa Bay, Oct. 31, recorded three solo tackles...Vs. Atlanta, Nov. 7, recorded six tackles (four solo)...At Tennessee, Nov. 14, recorded a team-high six solo tackles...At Philadelphia, Nov. 21, recorded four solo tackles...Vs. Dallas, Dec. 2, finished with eight tackles (five solo), defended three passes, and recorded his second interception of the season...At N.Y. Jets, Dec. 12, finished with five solo tackles and defended two passes...At Tampa Bay, Dec. 19, finished with four solo tackles, a fumble recovery, and two passes defended in the Saints 9-0 win over the defending Super Bowl champions...Vs. Miami, Dec. 27, finished with three tackles (two solo), defended one pass, and recorded an interception

of Dolphins QB Tua Tagovailoa, his third of the season to tied for team lead...Vs. Carolina, 1/2/22, finished with four tackles (two solo), as New Orleans surrendered a season-low 90 net passing yards...In season finale at Atlanta, 1/9/22, finished with two solo tackles. **2020** – Opened all 14 regular season games that he appeared in at RCB and posted 61 tackles (51 solo), two interceptions and 11 passes defended to pace the NFL's fifth-ranked pass defense. Started both postseason contests and posted three solo tackles and four passes defended as the Chicago Bears and Tampa Bay Buccaneers managed only 191 and 189 net passing yards respectively. Became the first Saints defensive back selected to three Pro Bowls...At Chicago, Nov. 1, recorded a season-high eight tackles and picked off Bears QB Nick Foles for the third time in his career (including twice in the postseason vs. Philadelphia) with one pass defense and surpassed the 200-tackle mark for his career...At Atlanta, Nov. 6, finished with four solo tackles and two passes defended...Vs. Minnesota, Dec. 25, recorded six tackles (five solo) and two passes defended...At Carolina, 1/3/21, picked off Panthers QB P.J. Walker in the third quarter for his second interception to close out the regular season. With a pass defense, defended eight passes in his final five contests...In NFC Wild Card Playoff victory vs. Chicago, 1/10/21, finished with two solo tackles and two passes defended...In season- ending NFC Divisional Playoff loss vs. Tampa Bay, 1/17/21, posted a solo tackle and two passes defended. **2019** – Started all 14 games he played in at RCB and posted 57 tackles, one interception and ranked first on team with club best 14 passes defended. Became the first Saints CB selected to two Pro Bowls...At Seattle, Sept. 22, recorded career-high 12 tackles (career-high ten solo) and a pass defense...Vs. Dallas, Sept. 29, finished with four solo tackles and two passes defended...Vs. Tampa Bay, Oct. 6, recorded three tackles (two solo) and two passes defended...At Jacksonville, Oct. 13, finished with three solo tackles, three pass defenses, and an interception. Forced QB Gardner Minshew II's first interception as a starter in the NFL...At Chicago, Oct. 20, finished with three tackles (two solo) and one pass defended...Vs. Arizona, Oct. 27, finished with two solo tackles...Vs. Atlanta, Nov.10, finished game with two tackles (one solo) and one pass defense. Left game in first half (thigh)...At Tampa Bay, Nov. 17, inactive (hamstring)...Vs. Carolina, Nov. 24, inactive (hamstring)...At Atlanta, Nov. 28, tied team-high with nine tackles (eight solo). Added a pass defense...Vs. Indianapolis, Dec. 16, recorded a pass defended... At Carolina, Dec. 29, posted three tackles (two solo) and a pass defended...In NFC Wild Card Playoff vs. Minnesota, 1/5/20, finished with four solo tackles and a pass defended. **2018** – Started all 16 regular season contests, recording 59 tackles (49 solo), two interceptions to tie for the team lead, a team-high 12 passes defended, a club-best four forced fumbles, tied for sixth in the National Football League and three fumble recoveries, returned for 91 yards. Led team in takeaways and tied for second in the NFL in defensive fumble recoveries, the highest total among defensive backs. Opened both postseason contests and recorded ten tackles (nine solo), led the team with two interceptions and tied club-best with two passes defended...Vs. Cleveland, Sept. 16, finished with four tackles (three solo) and one forced fumble...At N.Y. Giants, Sept. 30, finished with four solo tackles and one fumble recovery...Vs. Washington, Oct. 8, recorded one assisted tackle before leaving game in first quarter (concussion)... At Baltimore, Oct. 21, recorded three solo tackles and two passes defended...At Minnesota, Oct. 28, recorded three tackles (two solo) and a fumble recovery returned 54 yards...Vs. L.A. Rams, Nov. 4, started and played on special teams and finished with four tackles (two solo)...At Cincinnati, Nov. 11, finished with one assisted tackle as part of an effort where New Orleans surrendered only 174 net yards passing...Vs. Philadelphia, Nov. 18, recorded his first interception of the season, picking off Carson Wentz in the first quarter. Led the defense with four tackles and two passes defended...



VETERANS

Vs. Atlanta, Nov. 22, finished with five tackles (four solo), one forced fumble and two passes defended...At Dallas, Nov. 29, posted career-high ten tackles (nine solo) and forced and recovered one fumble...At Tampa Bay, Dec. 9, recorded five solo tackles to go along with two passes defended, one interception, and a forced fumble...At Carolina, Dec. 17, recorded two tackles (one solo)...Vs. Pittsburgh, Dec. 23, finished with six solo tackles and one pass defended...Vs. Carolina, Dec. 30, notched two tackles (one solo)...In NFC Divisional Playoff vs. Philadelphia, 1/13/19, recorded two interceptions, including a fourth quarter interception to end Philadelphia's final drive. The two picks tied a Saints single-game playoff career-high. The turnovers were the first postseason interceptions of Lattimore's career, and increased his season total (regular season and postseason combined) to four interceptions, including three against the Eagles. Lattimore also finished with four tackles and two pass defenses. Lattimore recorded the Saints first multi-interception postseason game since Jabari Greer had two interceptions in the 2011 NFC Wild Card Playoff vs. Detroit...In NFC Championship vs. L.A. Rams, 1/20/19, started and had a postseason career-high six tackles (playoff career-high five solo). **2017** – Started all 13 games he played in and totaled 53 tackles (44 solo), a forced fumble, a fumble recovery, five interceptions for 85 yards and 18 passes defended. He led all NFL rookies in picks and tied for fifth in the league overall. He led the Saints in interceptions, as well as in passes defended. Consensus AP NFL Defensive Rookie of the Year, combined with fellow Saint, RB Alvin Kamara who captured the AP Offensive Rookie of the Year to become the first duo from the same team to sweep the rookie awards in same season since Detroit's Lem Barney and Mel Farr (1967). Started both postseason contests and recorded six solo tackles and a club-best four passes defended...Made NFL debut in opener at Minnesota, Sept. 11 and finished with four tackles...Vs. New England, Sept. 17, recorded seven tackles (six solo) and two passes defended. Left in the second half (concussion)...Inactive at Carolina, Sept. 24 (concussion)...Against Miami in London, Oct. 1, tied for the team lead with five solo tackles and added one forced fumble as New Orleans pitched their first shutout since 2012...Vs. Detroit, Oct. 15, had five tackles (one solo), a 27-yard interception return for a TD, two passes defended and a forced fumble. Touchdown return was one of a club-record three Saints defensive scores...At Green Bay, Oct. 22, finished with three solo tackles and one pass defended, as the Saints surrendered only 79 net passing yards...Vs. Chicago, Oct. 29, finished with three tackles, a fourth quarter 25-yard interception return to seal win, and two passes defended. October NFL Defensive Rookie of the Month, culminating four games where he recorded 16 tackles (12 solo), two interceptions, one brought back for a 27-yard touchdown, five passes defended, one forced fumble and one fumble recovery...Vs. Tampa Bay, Nov. 15, finished with four solo tackles and one pass defended...At Buffalo, Nov. 12, finished with a team-high five solo tackles...Vs. Washington, Nov. 19, started and posted one pass defended before exiting early (ankle), which sidelined him for the next two contests, returning briefly at start of the second half...At Atlanta, Dec. 7, returned and posted three tackles (two solo), a career-long 33-yard interception return and a pass defended...Vs. N.Y. Jets, Dec. 17, finished win with five tackles (three solo), one fourth quarter interception and three passes defended...Vs. Atlanta, Dec. 24, finished the win with six tackles (five solo) with a highlight reel interception initially caught on his backside, which he then grabbed, near the end of the first half that set up a touchdown and a career-high four passes defended...In regular season finale at Tampa Bay, Dec. 31, posted three solo tackles and a pass defended. Named NFL Defensive Rookie of the Month, for a month where he recorded 17 tackles (13 solo), had one interception in three consecutive contests and nine passes defended despite missing one game with an ankle injury, becoming

VETERANS

the first defensive back in the awards history since it was introduced in 1996 to receive the honor twice...Lattimore and Kamara were also the first teammates to combine to win three NFL Offensive/Defensive Rookie of the Month awards since 1998 (Jaguars: Fred Taylor, Donovan Darius).

COLLEGE – A first-team All-Big Ten selection and the top-rated cornerback in the NFL Draft, while playing in only 20 games at Ohio State...Lattimore made quite an impression in the Buckeyes secondary in his only campaign as a full-time starter in 2016, opening all 13 games and posting 41 tackles (30 solo), one stop for loss, four interceptions and 13 passes defended. Helped the Buckeyes rank sixth in the nation in total defense (296.8 ypg.) and third in team passing efficiency defense (94.36) and scoring defense (15.5 ppg.)...In 2015, played in Ohio State's first seven games before being sidelined for remainder of season (leg) and recorded five tackles (four solo) and three passes defended...Redshirted as freshman (2014)...Sport industry major.

PERSONAL – One of the Top 50 prospects in the country as a senior at Glenville (Cleveland, Ohio) HS...Starred in the defensive backfield and as a wideout for head coach Ted Ginn Sr., and in his senior year, the Tarblooders went 13-2 and advanced to the Division II state championship game...Had 40 receptions for 911 yards (22.8 avg.) and 16 touchdowns as a senior and had three special teams touchdowns and was named Division II's Ohio defensive player of the year...Also named a first-team Associated Press All-State selection...Teamed up with fellow Tarblooders and former Saints teammates Ted Ginn Jr. and Justin Hardee to provide local children with a holiday shopping spree...In 2019, hosted "A Better Day" in his hometown, a day of entertainment for local youth in his hometown...Rode in the Endymion Mardi Gras parade in 2018 and Orpheus in 2019...Born May 20, 1996.

MARSHON LATTIMORE

Year	Team	GP	GS	Tot	TACKLES			Yds	INTERCEPTIONS					FUMBLES		
					Solo	Asst	Sk		No	Yds	Lg	TD	PD	FF	FR	Yds
2017	New Orleans	13	13	53	44	9	0.0	0.0	5	85	33	1	18	1	1	0
2018	New Orleans	16	16	59	49	10	0.0	0.0	2	0	0	12	4	3	91	
2019	New Orleans	14	14	57	46	11	0.0	0.0	1	0	0	14	0	0	0	
2020	New Orleans	14	14	62	52	10	0.0	0.0	2	13	13	0	11	0	0	
2021	New Orleans	16	16	68	55	13	0.0	0.0	3	35	20	0	19	0	1	
NFL Totals		73	73	299	246	53	0.0	0.0	13	133	33	1	74	5	5	92

CAREER HIGHS: Tackles — 12, at Seattle (9/22/19); Solo Tackles — 10, at Seattle (9/22/19); Interceptions — 1 (13x), last vs. Miami (12/27/21); Long Interception Return — 33, at Atlanta (12/7/17); Passes Defended — 6, at Washington (10/10/21); Forced Fumbles — 1 (5x), last at Tampa Bay (12/9/18); Fumble Recoveries — 1 (5x), last at Tampa Bay (12/19/21).

POSTSEASON

Year	Team	GP	GS	Tot	TACKLES			Yds	INTERCEPTIONS					FUMBLES		
					Solo	Asst	Sk		No	Yds	Lg	TD	PD	FF	FR	Yds
2017	New Orleans	2	2	6	6	0	0.0	0.0	0	0	0	4	0	0	0	
2018	New Orleans	2	2	10	9	1	0.0	0.0	2	14	14	0	2	0	0	
2019	New Orleans	1	1	4	4	0	0.0	0.0	0	0	0	0	0	0	0	
2020	New Orleans	2	2	3	2	1	0.0	0.0	0	0	0	4	0	0	0	
NFL Totals		7	7	23	21	2	0.0	0.0	2	14	14	0	10	0	0	

POSTSEASON CAREER HIGHS: Tackles — 6, vs. L.A. Rams (1/20/19); Solo Tackles — 5, vs. L.A. Rams (1/20/19); Interceptions — 2, vs. Philadelphia (1/13/19); Long Interception Return — 14, vs. Philadelphia (1/13/19); Passes Defended — 2 (5x), last vs. Tampa Bay (1/17/21).

VETERANS



**WIL
LUTZ**

HEIGHT: 5-11 • WEIGHT: 184
COLLEGE: GEORGIA STATE
JOINED SAINTS: FA-16
NFL EXPERIENCE: 7
BORN: 7/7/94

**3
K**

NFL CAREER – After missing the entire 2021 season, Lutz looks to return to his Pro Bowl and franchise-record setting form in 2022. He joined Morten Andersen (1985-89) as only the second Saint to score at least 100 points in five consecutive seasons, after connecting on 23-of-28 field goal attempts and making a career-high 57 extra points, tied for second best in the league and in franchise history from 2016-20. Since 2016, he's appeared in 80 regular season games, converting 142-of-164 field goal attempts (86.6 percent) and 253-of-260 PATs (97.3 percent). Lutz has helped New Orleans consistently win the field position battle on kickoffs with 316 career touchbacks, sixth-most in the NFL since 2016. His 679 career points and 142 field goals rank third in club record books.

CAREER TRANSACTIONS – Activated from Reserve/COVID-19, 1/3/22; Placed on Reserve/COVID-19, 12/28/21; Placed on Injured Reserve, 9/6/21; Agreed to terms with Saints on a five-year contract, 3/13/19; Signed by the New Orleans Saints, 9/6/16; Waived by the Ravens, 8/30/16; Signed as a rookie free agent with the Baltimore Ravens, 5/6/16.

HONORS – **2020:** NFC Special Teams Player of the Week (Week Five); **2019:** NFC Special Teams Player of the Week (Week One); Pro Bowl (starter); PFWA All-NFC; **2018:** NFC Special Teams Player of the Month (September); Pro Football Focus All-Pro. **2016:** NFC Special Teams Player of the Week (Weeks six and eight); All-Rookie (PFWA, NFL.com).

2021 – Missed the entire 2021 campaign after being placed on Injured Reserve with a core muscle injury, Sept. 6. **2020** – Made 23-of-28 field goal attempts, a career-high 57-of-58 PAT attempts, tied for second best in the NFL and franchise history and recorded 71 touchbacks...Vs. Tampa Bay, Sept. 13, converted both of his attempts, making field goals of 29 and 21 yards and going four-for-four on extra point attempts. Lutz also recorded six touchbacks off kickoffs, reaching 251 for his career...At Las Vegas, Sept. 21, converted a 31-yard field goal attempt, three-of-three PAT attempts for six total points and had three-of-five kickoffs sail into the end zone for touchbacks... Vs. Green Bay, Sept. 27, converted three-for-three field goal attempts, the 16th game of his career with at least three field goals, converting on attempts of 45, 35, and 34 yards. Lutz now has 125 career field goals, surpassing Doug Brien (123) for third in club record books...At Detroit, Oct. 4, converted all five of his extra point attempts and had four-of-six kickoffs sail into the end zone for touchbacks...Vs. L.A. Chargers, Oct. 12, converted three-of-three field goal attempts, including a 53-yard kick in the third quarter and a 36-yard kick in overtime. Converted all three PAT attempts and had three touchbacks. Named NFC Special Teams Player of the Week...Vs. Carolina, Oct. 25, converted two-of-two field goal attempts, including a fourth quarter 43-yarder

to put New Orleans ahead 27-24, made all three PAT attempts and four-of-six kickoffs sail into the end zone for touchbacks. At Chicago, Nov. 1, converted four-of-five field goal attempts, including the game winning 35-yarder in overtime to give the Saints the 26-23 win, made both PAT attempts and had two-of-four kickoffs sail into the back of the end zone for touchbacks...At Tampa Bay, Nov. 8, converted a 36-yard field goal and five-of-five PAT attempts and had five-of-seven kickoffs sail into the back of the end zone for touchbacks...Vs. San Francisco, Nov. 15, converted two-of-two field goals from 32 and 40 yards and made all three PAT attempts. Also had five-of-six kickoffs sail into the back of the end zone for touchbacks...Vs. Atlanta, Nov. 22, converted one-of-two field goals from 22 yards and made all three PAT attempts. Also had four-of-five kickoffs sail into the back of the end zone for touchbacks...At Denver, Nov. 29, converted a 40-yard field goal and made all four of his PAT attempts. Lutz also had five-of-five kickoffs sail into the back of the end zone for touchbacks...At Atlanta, Dec. 6, converted all three PAT attempts and had four-of-four kickoffs sail into the back of the end zone for touchbacks...At Philadelphia, Dec. 13, converted all three PAT attempts and had three-of-three kickoffs sail into the back of the end zone for touchbacks...Vs. Kansas City, Dec. 20, converted all four extra point attempts and also had five-of-five kickoffs sail into the back of the end zone for touchbacks...Vs. Minnesota, Dec. 25, made only field goal attempt, a 30-yarder to put the Saints up 10 early in the second quarter. Lutz also converted seven-of-seven PATs and also had all nine kickoffs sail into the back of the end zone for touchbacks...At Carolina, 1/3/21, converted both of his field goal attempts, connecting from 33-yards and 48-yards. Lutz finished his fifth NFL season 23-of-28 on field goal tries. Lutz's miss on the Saints' first extra point attempt of the game was his first miss on an extra point this season...In NFC wild card playoff, vs. Chicago, 1/10/21, converted all three of his PATs, setting a new club record with 16 postseason extra point conversions, surpassing Garrett Hartley (15, 2009-11) in club record books. He also drilled two of his four kickoffs into the end zone for touchbacks...In the NFC divisional playoff, vs. Tampa Bay, 1/17/21, converted on field goal attempts of 23 and 42 yards and made both of his extra point attempts, marking the third postseason game of his career he was perfect on his field goal and PAT attempts. **2019** – Made 32-of-36 field goal attempts, setting a club record for field goals, 48-of-49 PAT attempts and recorded career-high 74 touchbacks...Ranked second in NFL in scoring, PATs and touchbacks and third in field goals...In opener vs. Houston, converted a 58-yard field goal on the final play to win the game. 58-yarder was the longest of Lutz's career and third-longest in team history. Overall, made 2-of-3 field goal attempts, converted all three PATs and had 5-of-5 kickoffs sail into end zone for touchbacks...Vs. L.A. Rams, drilled 3-of-3 field goals, including a 52-yard kick and had 4-of-4 kickoffs sail into end zone for touchbacks...Vs. Dallas, Sept. 29, converted 4-of-4 field goals in 12-10 win and had all four kickoffs sail into end zone for touchbacks, tying career-high for field goals...Vs. Tampa Bay, Oct. 6, converted a 29-yard field goal, all 3 PATs and 4-of-6 kickoffs for touchbacks...At Jacksonville, Oct. 13, Converted 2-of-2 field goal attempts, his only PAT and had all four kickoffs sail into the end zone for touchbacks...Set NFL record for consecutive field goals on the road (35), surpassing Rian Lindell at Chicago, Oct. 20...Converted 3-of-3 field goal attempts, and had all 3 kickoffs sail into end zone for touchbacks, vs. Atlanta, Nov. 10...2-of-2 on field goals and 4-of-4 on PAT attempts for ten points at Tampa Bay, Nov. 17...Converted a game-winning 33-yard field goal as time expired, finishing two-of-two on field goal attempts and four-of-four on PATs as he became the fourth Saint to reach 500 points vs. Carolina, Nov. 24...Finished four-of-four on field goals and added two PATs to produce 14 points on



Thanksgiving night at Atlanta, Nov. 28, as he improved to 18-of-18 versus the Falcons... Converted 47-yard field goal attempt at Tennessee, Dec. 22 to set the club single-season record for kicks (32)...Made 6-of-6 PATs and had six of seven kickoffs sail into the end zone for touchbacks in Regular season finale at Carolina, Dec. 29, finishing season with 17 consecutive field goals and 144 points...Converted 2-of-3 field goal attempts, including a 49-yarder to send game to overtime in NFC Divisional Playoff vs. Minnesota, 1/5/20.

2018 – Made 28-of-30 field goal attempts, including a club-record 26 straight, 52-of-53 PAT attempts and recorded 64 touchbacks, also adding three special teams tackles. Second in the NFL in scoring with 134 points, third in field goal percentage (career-high 93.3), second in PATs (52) and recorded 64 touchbacks, adding three special teams tackles. Named September NFC Special Teams Player of the Month, making 10-of-11 field goals...Vs. Tampa Bay, Sept. 9, made 36-yard field goal and converted all 3 PATs...Vs. Cleveland, Sept. 16, made 1-of-2 field goal attempts, drilling 44-yard game-winning field goal with 21 seconds left, converted one PAT...At Atlanta, Sept. 23, made 3-of-3 field goals and converted all four PATs...At N.Y. Giants, Sept. 30, made 4-of-4 second quarter field goals, tying an NFL record and all three PATs for a career-high 15 points...Vs. Washington, Oct. 8, made 44-yard field goal, 4-of-5 PATs and had 6-of-8 kickoffs sail into

WORTH NOTING

Lutz is now the club's all-time leader in field goal percentage, ranked third in field goals and scoring and in 2019 was selected to his first Pro Bowl, the first Black and Gold kicker to be selected to the league's all-star game since Pro Football Hall of Fame member Morten Andersen in 1992.

NEW ORLEANS SAINTS CAREER FIELD GOAL PERCENTAGE LEADERS

Saint, Years	FG PCT.
1. Wil Lutz, 2016-	86.6
2. John Carney, 2001-06, 09-10	82.8
3. Doug Brien, 1995-2000	82.6
4. Morten Andersen, 1982-94	77.6

NEW ORLEANS SAINTS CAREER FIELD GOAL LEADERS

Saint, Years	FG
1. Morten Andersen, 1982-94	302
2. John Carney, 2001-06, 09-10	168
3. Wil Lutz, 2016-	142

NEW ORLEANS SAINTS CAREER SCORING LEADERS

Saint, Years	Points
1. Morten Andersen, 1982-94	1,318
2. John Carney, 2001-06, 09-10	768
2. Wil Lutz, 2016-	679

Lutz is also a weapon in the kickoff game with his 316 touchbacks since 2016, despite missing the entire 2021 campaign, ranking sixth the league over the period.

NFL TOUCHBACK LEADERS SINCE 2016

Player	TB
1. Bradley Pinion, SF/TB	380
2. Greg Zuerlein, Rams/Dal.	369
3t. Dustin Hopkins, Was./LAC	334
3t. Justin Tucker, Bal.	334
5. Harrison Butker, KC	326
6. Wil Lutz, NO	316

end zone for touchbacks...At Baltimore, Oct. 21, made 39-yard field goal attempt and 3-of-3 PAT attempts...At Minnesota, Oct. 28, made 3-of-3 field goals, 3-of-3 PATs and had 5-of-7 kickoffs sail into the end zone for touchbacks...Vs. L.A. Rams, Nov. 4, converted a season-long 54-yard field goal attempt, 6-of-6 PATs and watched five-of-eight kickoffs sail into the end zone for touchbacks...At Cincinnati, Nov. 11, converted 3-of-3 FG attempts and 6-for-6 on PATs. Tied a career-high with 15 points. Recorded a special teams tackle...Vs. Philadelphia, Nov. 18, converted 2-of-2 field goals and all six PATs, becoming the first Saints kicker since John Carney (2002-04) to record 100 points in three straight seasons. Recorded a special teams tackle...Vs. Atlanta, Nov. 22, nailed a 22-yard field goal, his only attempt, converted all four PATs and recorded a special teams stop...At Dallas Nov. 29, nailed a 33-yard field goal, his only PAT attempt, and had all three kickoffs sail into the end zone for touchbacks...At Tampa Bay, Dec. 9, made both field goals and both PATs...At Carolina, Dec. 17, made both field goals and had 3-of-4 kickoffs sail into the back of the end zone for touchbacks...Vs. Pittsburgh, Dec. 23, made 1-of-2 field goals and converted all four PATs. Made 26 consecutive field goals before his second attempt was blocked, moving past Andersen (11/1/92-9/12/93) for the longest streak of consecutive field goals in club history...Vs. Carolina, Dec. 30, made both PATs and had all six kickoffs sail into the end zone for touchbacks. Streak of consecutive games with at least one field goal ended at 36, the second-longest streak in NFL history...In the NFC Divisional playoff game vs. Philadelphia, 1/13/19, connected on a 45-yard field goal attempts with 11 seconds remaining in the first half and nailed another 39-yard field goal in the fourth quarter. Finished game 2-of-3 from field goal range and 2-of-2 on PATs...In the NFC Championship vs. L.A. Rams, 1/20/19, connected 3-of-3 field goals, both PAT attempts and had 5-of-6 kickoffs sail into the end zone for touchbacks. Moved into second place in team history with 32 postseason points, surpassing Andersen with playoff career-high 11 points. **2017** – Converted 31-of-36 field goal attempts (86.1 %) and 47-of-50 PATs for 140 points in 16 regular season games. 31 field goals tied the team record shared by Andersen (1985) and Carney (2002), since broken with his 32 kicks in 2019. In making first four field goals of 2017, had a streak of 20 consecutive field goals until a miss vs. New England, Sept. 17, dating back to 2016 that was then tied for the second most consecutive field goal attempts in team history...Made 4-of-4 field goals at Minnesota, Sept. 11...Made a 41-yard field goal, tied career-high with 7-of-7 PATs and had 6-of-9 kickoffs sail into the end zone for touchbacks vs. Detroit, Oct. 15...Made 2-of-2 on field goals at Green Bay, Oct. 22...Made 2-of-2 field goals, both PATs, had 4-of-5 kickoffs sail into the end zone for touchbacks and on one that didn't, tackled RB Tarik Cohen at the Bears 42-yard line vs. Chicago, Oct. 29...Made 2-of-2 field goal attempts, 5-of-6 PATs and had 8-of-9 kickoffs sail into the end zone, six for touchbacks at Buffalo, Nov. 12...Converted 4-of-4 field goal attempts, including the game-winning 28-yard kick in overtime, as part of a career-high 14 points after drilling both PATs and had all seven of his kickoffs sail into the end zone for touchbacks vs. Washington, Nov. 19...Went 2-of-2 on both field goals and PATs to reach 100 points, becoming the first Saint to accomplish feat in consecutive seasons since Hartley from 2012-13 and pushed career field goal total to 52, tying Charlie Durkee for fifth all-time at L.A. Rams, Nov. 26...Surpassed Durkee the following week with a 31-yard field goal vs. Carolina, Dec. 3...Converted a 34-yard field goal attempt at Atlanta, Dec. 7...Converted 23-yard field goal attempt vs. N.Y. Jets, Dec. 17...Converted all four field goal attempts vs. Atlanta, Dec. 24...At Tampa Bay, Dec. 31, with a 48-yard kick, tied the club record for field goals with Andersen and Carney and finished season with 140 points, then second-highest in club history...



VETERANS

In NFC Wild Card Playoff vs. Carolina, 1/7/18, drilled a Saints postseason-long 57-yard field goal...In NFC Divisional Playoff vs. Minnesota, 1/14/18, drilled a 43-yard field goal with 25 seconds remaining to give New Orleans a 24-23 lead. **2016** – Signed by Saints at conclusion of preseason and proceeded to have the most field goals (28) and points (133) by a New Orleans rookie kicker...Made 28-of-34 field goals (82.4 %), including making his last 14 attempts and was 49 of 50 on PATs...In NFL regular season debut at Oakland, Sept. 11, made 2-of-4 field goal attempts and converted all four PAT attempts, narrowly missing a 61-yard attempt as time expired in 35-34 loss...Vs. Atlanta, Sept. 26, his 57-yard field goal was tied for the third-longest in club record books and the longest by a Saints rookie in team history. Also converted 3-of-3 PATs...In fourth quarter come-from-behind win at San Diego, Oct. 2, drilled all five PAT attempts and had 4-of-6 kickoffs sail into the end zone for touchbacks...Vs. Carolina, Oct. 16, Drilled 2-of-3 field goals, including a 52-yard game winner with 11 seconds remaining, the first of his career, and all five PATs and had 5-of-8 kickoffs sail into the end zone for touchbacks. It was the longest game-winner by a Saint since Andersen's 53-yard kick at Cleveland on Oct. 28, 1984 as time expired for a 16-14 win, as Lutz was named NFC Special Teams Player of the Week... Vs. Seattle, Oct. 30, drilled all four FGAs and his only PAT for 13 points and made a special teams tackle as he was named NFC Special Teams Player of the Week for the second time in three weeks, joining Reggie Bush (2006) and Thomas Morstead (2009) as only the third Saints rookie to earn the honor twice...Made all seven PATs, setting career-highs for attempts and conversions vs. L.A. Rams, Nov. 27...Drilled both field goals and all six PATs at Arizona, Dec. 18...Made all three field goals, both PATs and drilled 4-of-6 kickoffs through end zone for touchbacks vs. Tampa Bay, Dec. 24.

COLLEGE – Played in 47 games (most in school history) for Georgia State, serving primarily as team's placekicker, adding punting duties as senior...Program's career leader in field goals (31), PATs (120) and points (213) and owns school's top punting average (42.8 avg.)...Finished career 31-of-46 on field goals (67.4 percent), with eight of his misses coming from beyond 48 yards...23-of-27 (85.2 percent) from inside the 40-yard line...Second-team All-Sun Belt at punter and nominated for the Ray Guy Award (nation's top punter) in 2015...Finished 7-of-8 on field goals and converted all 35 PATs in 2014, adding punting duties halfway through season...Kicked game-winning 26-yard FG vs. Abilene Christian with 4 seconds left...8-of-12 on field goals in 2013. Converted school-record 53-yard FG at No. 1 Alabama...Was 4-of-7 on field goals and 18-of-18 on PATs as true freshman...Graduated with criminal justice degree.

PERSONAL – Prepped at Northgate (Newnan, Ga.) HS, where he was a two-time All-County selection by the *Newnan Times-Herald*...5-of-8 on field goals as a senior, helping the team to an 11-1 finish...All-County soccer selection...Success on the field during his Saints tenure has been matched by his commitment to the community through various charitable appearances...Participated in 2018 Saints Hall of Fame Golf Tournament in Biloxi, Miss...Participated with teammates in 2017 Saints/United Way Hometown Huddle Event at the Salvation Army of Greater New Orleans, showing children how to utilize fitness equipment that was installed...Regularly visits patients at Ochsner Medical Center, as well as the annual Christmas visit organized by former teammate Thomas Morstead in 2017 and 2018...Rode in the 2019 Bacchus Mardi Gras parade...In 2020, Lutz was selected as one of Georgia State University's most prominent alumni under 40 years old...Participated in the 2021 Zurich Classic

VETERANS

Celebrity Shootout for Charity and the tournament's Pro-Am...Conducted a cooking demonstration with a lucky fan at NOCCA on behalf of the team and Hello Fresh in January.

WIL LUTZ

SCORING												
Year	Team	GP	FG	FGA	Pct	Lg	Blk	XP	XPA	Pct	Blk	Points
2016	New Orleans	16	28	34	82.4	57	3	49	50	98.0	1	133
2017	New Orleans	16	31	36	86.1	53	0	47	50	98.0	0	140
2018	New Orleans	16	28	30	93.3	54	1	52	53	98.1	0	136
2019	New Orleans	16	32	36	88.9	58	0	48	49	98.0	0	144
2020	New Orleans	16	23	28	82.1	53	0	57	58	98.3	0	126
NFL Totals		80	142	164	86.6	58	4	253	260	97.3	1	679

FIELD GOALS											
Year	Team	1-19	Pct	20-29	Pct	30-39	Pct	40-49	Pct	50+	Pct
2016	New Orleans	1/1	100.0	7/7	100.0	9/11	81.8	8/8	100.0	3/7	42.9
2017	New Orleans	0/0	-	10/10	100.0	4/5	80.0	13/16	81.3	4/5	80.0
2018	New Orleans	1/1	100.0	5/5	100.0	9/9	100.0	11/12	91.7	2/3	66.7
2019	New Orleans	1/1	100.0	9/9	100.0	6/6	100.0	13/15	86.7	3/5	60.0
2020	New Orleans	0/0	-	5/6	83.3	10/10	100.0	7/9	77.8	1/3	33.3
NFL Totals		3/3	100.0	36/37	97.3	38/41	92.7	52/60	86.7	13/23	56.5

ADDITIONAL STATISTICS: Special Teams Tackles — (2016, 1); (2017, 3); (2018, 3) **Total: 7; Kickoff Touchbacks** — (2016, 49); (2017, 58); (2018, 64); (2019, 74); (2020, 66) **Total: 311; Rushing** — (2017, one four-yard carry) **Total: One four-yard carry.**

CAREER HIGHS: Field Goals Made — 4 (5x), last at Chicago (9/30/18); **Field Goal Attempts** — 4 (6x), last at Chicago (11/1/20); **Longest Field Goal** — 58, vs. Houston (9/9/19); **Longest Field Goal Attempt** — 61, vs. Oakland (9/11/16); **PAT Made** — 7 (3x), last vs. Minnesota (12/25/20); **PAT Attempted** — 7 (3x), last vs. Minnesota (12/25/20); **Points** — 15 (2x), last at Cincinnati (11/11/18); **Consecutive FG Made** — 26, (9/16-12/23/18); **Kickoff Touchbacks** — 9, vs. Minnesota (12/25/20).

POSTSEASON

SCORING												
Year	Team	GP	FG	FGA	Pct	Lg	Blk	XP	XPA	Pct	Blk	Points
2017	New Orleans	2	2	3	66.7	57	0	7	7	100.0	0	13
2018	New Orleans	2	5	6	83.3	45	0	4	4	100.0	0	19
2019	New Orleans	1	2	3	66.7	49	0	2	2	100.0	0	8
2020	New Orleans	2	2	3	66.7	42	0	5	5	100.0	0	11
NFL Totals		7	11	15	73.3	57	0	18	18	100.0	0	51

FIELD GOALS											
Year	Team	1-19	Pct	20-29	Pct	30-39	Pct	40-49	Pct	50+	Pct
2017	New Orleans	0/0	-	0/0	-	0/0	-	1/1	100.0	1/2	50.0
2018	New Orleans	0/0	-	1/1	100.0	3/3	100.0	1/1	100.0	0/1	0.0
2019	New Orleans	0/0	-	1/1	100.0	0/0	-	1/2	50.0	0/0	-
2020	New Orleans	0/0	-	1/1	100.0	0/0	-	1/1	100.0	0/1	0.0
NFL Totals		0/0	-	3/3	100.0	3/3	100.0	4/5	80.0	1/4	25.0

ADDITIONAL POSTSEASON STATISTICS: Kickoff Touchbacks — (2017, 11); (2018, 9); (2019, 5); (2020, 7) **Total: 32.**

CAREER HIGHS: Field Goals Made — 3, vs. Los Angeles Rams (1/20/19); **Field Goal Attempts** — 3 (2x), last vs. Los Angeles Rams (1/20/19); **Longest Field Goal** — 57, vs. Carolina (1/7/18); **Longest Field Goal Attempt** — 57, vs. Carolina (1/7/18); **PAT Made** — 4, vs. Carolina (1/7/18); **PAT Attempted** — 4, vs. Carolina (1/7/18); **Points** — 14, vs. Los Angeles Rams (1/20/19); **Kickoff Touchbacks** — 6, vs. Carolina (1/7/18).



FOOTBALL



VETERANS



**DYLAN
MABIN**

**37
DB**

HEIGHT: 6-1 • **WEIGHT:** 196
COLLEGE: FORDHAM
JOINED SAINTS: FA-21
NFL EXPERIENCE: 2
BORN: 9/14/97

NFL CAREER – Signed as a rookie free agent by the Raiders in 2019, Mabin was signed to a reserve/future contract by New Orleans following the 2021 NFL season to compete in the defensive backfield and provide depth at the position. The Macedonia, Ohio native spent the 2021 season on the Saints practice squad after going to training camp with the Minnesota Vikings. Over his NFL career, which has included active roster stops with the Raiders and Vikings, he's appeared in four games.

CAREER TRANSACTIONS – Signed by the New Orleans Saints to a reserve/future contract, 1/11/22; Re-signed to the Saints practice squad, 12/21/21; Saints practice squad contract terminated, 12/14/21; Agreed to terms with Saints on a practice squad contract, 9/6/21; Waived by the Minnesota Vikings, 8/22/21; Signed to the Vikings active roster from the Raiders practice squad, 11/6/20; Standard practice squad elevation by Las Vegas, 10/24/20; Signed to the Raiders practice squad, 9/6/20; Waived by the Raiders, 9/5/20; Signed by the Raiders to a reserve/future contract, 1/6/20; Raiders practice squad contract terminated, 12/10/19; Signed to Raiders practice squad, 9/1/19; Waived by Raiders, 8/31/19; Signed by the Oakland Raiders as a rookie free agent, 5/3/19.

2021 – Spent the season on the Saints practice squad after going to training camp with the Minnesota Vikings **2020** – Played in one game for the Raiders and three for Minnesota, recording no statistics, making NFL regular season playing debut in Las Vegas vs. Tampa Bay, Oct. 25, contributing on special teams units. For Vikings, made appearances at Chicago, Nov. 16, at New Orleans, Dec. 25 and at Detroit, 1/3/21. **2014** – Spent rookie season the Raiders practice squad.

COLLEGE – Played in 42 games with 31 starts at Fordham and earned team Most Valuable Player honors as a junior...Named first-team All-Patriot League in 2017 and 2018...Had 149 tackles, 6.5 tackles for loss, 1 interception, 40 passes defended and 2 forced fumbles in career...As a junior, had 19 passes defended to rank 3rd in NCAA for the season...Started nine games as a senior and 11 as a sophomore and junior...Majored in political science, where he was named to Patriot League Academic Honor Roll as a senior.

PERSONAL – Standout at Nordonnia (Macedonia, Ohio) HS...Named to the Akron Touchdown Club All-Star team...Team captain on state runner-up in Division II class...A first-Team All-Suburban League WR and DB as a senior.

DYLAN MABIN

Games Played/Started: Oakland-Minnesota — (2020, 4/0) NFL Totals: 4/0

TYRANN
MATHIEU32
S

HEIGHT: 5-9 • WEIGHT: 190

COLLEGE: LSU

JOINED SAINTS: FA-22

NFL EXPERIENCE: 10

BORN: 5/13/92

NFL CAREER – This versatile, hard-hitting, playmaking safety and New Orleans native returned home, signing after the 2022 NFL Draft and will bring extensive experience to the Saints secondary. Mathieu was originally selected by the Arizona Cardinals in the third round (69th overall) in the 2013 NFL Draft out of LSU and has played for the Cardinals (2013-17), Houston Texans (2018) and Kansas City Chiefs (2019-21). In nine NFL seasons, he has played in 129 regular season games with 120 starts and has posted career totals of 606 tackles (520 solo), 41 stops for loss, ten sacks for a loss of 78 yards, 26 interceptions for 335 returns yards, three brought back for touchdowns, 82 passes defensed, four forced fumbles, six fumble recoveries and five special teams stops. Mathieu has been selected to three Pro Bowls, three Associated Press All-Pro teams and the Pro Football Hall of Fame's 2010's All-Decade Team.

CAREER TRANSACTIONS – Signed by New Orleans to a three-year contract, 5/4/22; Reinstated by Kansas City from Reserve/COVID-19, 9/11/21; Placed on Reserve/COVID-19 by Kansas City, 9/1/21; Signed by Kansas City to a three-year contract (UFA-HOU), 3/14/19; Signed by Houston to a one-year contract, 3/16/18; Released by Arizona, 3/14/18; Placed by Arizona on Reserve/Injured 12/23/16; Signed by Arizona to a five-year contract extension, 8/2/16; Placed by Arizona on Reserve/Injured, 12/22/15; Placed by Arizona on Reserve/Injured, 12/10/13; Signed to a four-year contract by Arizona, 5/23/13; Selected by the Arizona Cardinals in the third round (69th overall) of the 2013 NFL Draft.

HONORS – **2021**: Chiefs Man of the Year (team nominee for NFL Walter Payton Man of the Year award); Pro Bowl; **2020**: First-team All-Pro (*Associated Press* and *The Sporting News*); Pro Bowl; PFWA All-NFL; **2019**: AP All-Pro (first-team as a defensive back and second-team as a safety); AFC Defensive Player of the Month (December) 2010s NFL All-Decade Team (Pro Football Hall of Fame Selectors); **2015**: NFC Defensive Player of the Week (Week 3); NFC Defensive Player of the Month (November); Pro Bowl; PFWA All-NFL; AP All-Pro (first-team); **2013**: PFWA All-Rookie; ProFootballFocus.com first-team All-Pro (slot cornerback); October NFL Defensive Rookie of the Month.



2021 GAME BY GAME

Date	Opp.	GP	ST	SOLO	AST	TOT	SACK / YDS	INT / YDS	PD	FF	FR		
9/12	CLE						RESERVE/COVID-19						
9/19	@BAL	X	X	6	0	6	0	0	2	50	3	0	0
9/26	LAC	X	X	5	0	5	0	0	0	0	0	0	0
10/3	@PHI	X	X	4	1	5	0	0	0	0	1	0	0
10/10	BUF	X	X	4	0	4	0	0	0	0	0	0	0
10/17	@WAS	X	X	3	2	5	0	0	0	0	0	0	0
10/24	@TEN	X	X	5	1	6	0	0	0	0	0	0	0
11/1	NYG	X	X	1	4	5	0	0	0	0	0	0	0
11/7	GB	X	X	5	1	6	1	11	0	0	0	0	0
11/14	@LV	X	X	4	0	4	0	0	0	0	1	0	1
11/21	DAL	X	X	2	1	3	0	0	0	0	0	0	0
12/5	DEN	X	X	7	2	9	0	0	0	0	0	0	0
12/12	LV	X	X	5	1	6	0	0	1	6	1	0	1
12/16	@LAC	X	X	0	2	2	0	0	0	0	0	0	0
12/26	PIT	X	X	2	0	2	0	0	0	0	0	0	1
1/2	@CIN	X	X	4	2	6	0	0	0	0	0	0	0
1/8	@DEN	X	X	3	0	3	0	0	0	0	0	0	0
2021 Season		16	16	60	16	76	1	11	3	56	6	0	3

2021 – Started the last 16 regular season games in his final season in Kansas City and recorded 76 tackles (60 solo), one sack, three interception returns for 56 yards, including a 34-yard runback for a touchdown, six passes defended and three fumble recoveries, tied for first in the NFL. Started all three postseason contests and recorded six tackles (five solo). Selected to his third Pro Bowl...After being inactive for season opener (COVID-19 protocols), returned to lineup at Baltimore, Sept. 19, and posted six solo tackles and two interception returns for 50 yards, including a 34-yard runback for a TD and three passes defended...Posted six tackles (five solo) and one sack for a 11-yard loss vs. Green Bay, Nov. 7...Made four solo tackles and recovered one fumble and returned it 14 yards at Las Vegas, Nov. 14...Posted season-high nine tackles (seven solo) vs. Denver, Dec. 5...Recorded five solo tackles, picked off a pass he returned six yards, recovered a fumble and added a pass defense vs. Las Vegas, Dec. 12...Recovered one fumble and posted two solo tackles vs. Pittsburgh, Dec. 26.

2020 – Started all 15 regular season games he played in for Kansas City and recorded 62 tackles (48 solo), six interceptions for 70 yards with a 25-yard return for a touchdown, nine passes defended and one fumble recovery as he was voted first-team AP All-Pro. Led NFL safeties in picks. Started all three postseason contests and made 16 tackles (13 solo), a 17-yard interception return and one pass defense...In regular season opener vs. Houston, Sept. 10, posted a season-high eight tackles (season-high six solo)...At L.A. Chargers, Sept. 20, finished with five tackles (four solo) and one pass defense...Vs. New England, Oct. 5, recorded four solo tackles and returned an interception 25 yards for a TD in fourth quarter to seal 26-10 win...At Denver, Oct. 25, posted five solo tackles, returned a pick 18 yards and recovered a fumble...At Tampa Bay, Nov. 29, recorded five tackles (four solo), a 22-yard interception return and a pass defense...Vs. Denver, Dec. 6, recorded seven tackles (four solo) and picked off two passes...At Miami, Dec. 13, posted two solo tackles, one interception and two passes defended...In AFC Divisional Playoff victory over Cleveland, 1/17/21, posted seven tackles (five solo) and returned an interception 17 yards.

2019 – Started all 16 regular season games in his first season in Kansas City and posted 75 tackles (63 solo), two sacks, four interceptions returns for 70 yards and 12 passes defended, as he was voted as an *Associated Press* All-Pro (first-team as a

defensive back and second-team as a safety). In three postseason starts, posted 18 tackles (13 solo), one stop for loss and three passes defended for the Super Bowl LIV champions...At Baltimore, Sept. 22, posted four tackles (two solo) and three passes defended to tie a career-high...At Detroit, Sept. 29, posted six tackles (five solo) and a sack...Vs. Indianapolis, Oct. 6, finished with four solo tackles and returned an interception 30 yards...Vs. Houston, Oct. 13, finished with season-high ten solo tackles and a pass defense...At L.A. Chargers, Nov. 18, posted eight tackles (four solo), a 35-yard interception return and a pass defense...Vs. Oakland, Dec. 1, made one solo tackle, one interception and a pass defense...In regular season finale vs. L.A. Chargers, Dec. 29, finished with seven solo tackles, an interception and two passes defended. Named December AFC Defensive Player of the Month, when he tallied 25 tackles, six passes defended, two interceptions and a sack through five contests, helping the Chiefs hold the opposition to the fewest points in the NFL during that span and tally a 5-0 record...Recorded three solo tackles and two passes defended in Divisional Playoff win over Houston, 1/12/20...Finished with nine tackles (six solo), a stop for loss and a pass defense in AFC Championship win over Tennessee, 1/19/20.

2018 - Matched his career-high with 89 total tackles (70 solo), a career-high 3.0 sacks, two interceptions, eight passes defended, four quarterback hits, five tackles for loss and one fumble recovery with the Houston Texans. In Wild Card Playoff loss vs. Indianapolis, 1/5/19, posted eight solo tackles...In Texans debut in season opener at New England, Sept. 9, posted five tackles (three solo), one interception, one pass defense and one fumble recovery...At Jacksonville, Oct. 21, finished with five tackles, (four solo), one sack, one interception and a pass defense...Vs. Miami, Oct. 25, finished with seven tackles (six solo) and a sack...At Washington, Nov. 18, posted nine tackles (eight solo) and a sack.

2017 - In final season in Arizona, started all 16 games and finished with 74 tackles (66 solo), a sack, two interceptions, seven passes defended, one fumble recovery and four special teams stops...At Indianapolis, Sept. 17, finished with three solo tackles, a 15-yard interception return and two passes defended...Vs. San Francisco, Oct. 1, finished with a season-high 11 solo tackles, a sack and two special teams stops in 18-15 win...At San Francisco, Nov. 5, posted three solo tackles and one forced fumble in 20-10 win...Vs. Jacksonville, Nov. 26, finished with four solo tackles, one interception and three passes defended.

2016 - Started ten games for Arizona Cardinals and posted 35 tackles (33 solo), one sack, one interception for nine yards in total returns, four passes defended and one forced fumble, before being placed on Reserve/Injured in Week 17 (shoulder)...Vs. New England, Sept. 11, recorded seven solo tackles, including a stop for loss...Recorded two solo tackles vs. Tampa Bay, Sept. 18...At Buffalo, Sept. 25, had four solo tackles and a forced fumble...Recorded six solo tackles, an interception and two passes defended vs. N.Y. Jets, Oct. 17...Vs. San Francisco, Nov. 13 and at Minnesota, inactive (ankle)...Returned and recorded two solo tackles, a sack, five interception return yards and one pass defense, at Carolina, Nov. 27...After missing two games (shoulder), returned vs. New Orleans, Dec. 11 and recorded six tackles (five solo).

2015 - Started the first 14 games for the Cardinals before suffering season-ending right knee injury...Tied for team lead with five interceptions, one returned 33 yards for a touchdown and led the Cardinals with 16 passes defended...Ranked third on the team with a career-best 89 tackles (career-high 80 solo)...Also had 11 tackles for loss, a sack, a forced fumble, three QB pressures and one QB hit...Named a Pro Bowler for first time. Earned first-team AP All-Pro and PFWA All-NFL...Named



VETERANS

November NFC Defensive Player of the Month, his first Player of the Month honor... Registered team-leading eight solo tackles vs. New Orleans, Sept. 13; also had a career-best three passes defended and a tackle for loss...Recorded career-high two interceptions and his first NFL TD vs. San Francisco, Sept. 27; picked off Colin Kaepernick on 49ers second possession of the game and returned it 33 yards for a TD; then intercepted Kaepernick in the second quarter and his 17-yard return helped set up a field goal before halftime. Added five solo tackles, including one for loss, and had a team-leading two passes defended. Named NFC Defensive Player of the Week for first time in career...Forced a fumble in the third quarter and totaled six solo tackles and a pass defense vs. St. Louis, Oct. 4...Posted seven solo tackles, tied for team lead with three stops for loss vs. Baltimore, Oct. 26. Also had a fourth quarter nine-yard sack of Joe Flacco to force a punt; broke up a potential TD pass to Chris Givens in second quarter...Intercepted Russell Wilson in third quarter and returned it 24 yards to help set up a field goal at Seattle, Nov. 15. Also had six tackles and a team-high three passes defended...Collected fourth interception of the year when he picked off Blaine Gabbert in first quarter at San Francisco, Nov. 29. Also led team with career-high 13 tackles, including one for loss, and had two passes defended...Posted a team-high 11 tackles, including one stop for loss vs. Minnesota, Dec. 10. Also had one pass defended and two QB pressures...Picked off a Sam Bradford pass in the fourth quarter and also had five tackles and one pass defended at Philadelphia, Dec. 20. Suffered right knee injury in fourth quarter on pick...Placed on Reserve/Injured, Dec. 22. **2014** – Returned after season-ending knee injury in 2013 to play in 13 games with six starts and collected 39 tackles (36 solo), two stops for a loss, one interception, one fumble recovery and five passes defended...Declared inactive (knee) for regular season opener vs. San Diego, Sept. 8...Recorded six solo tackles in just 15 defensive snaps vs. San Francisco, Sept. 21...Made first start of the season and collected four tackles, a pass defense, a fumble recovery and a QB hit vs. Washington, Oct. 12. Recovered Andre Roberts' fourth quarter fumble, the first of his career and his nine-yard return helped set up a field goal that gave Cardinals a 23-13 lead... Recorded four solo tackles and two passes defended vs. Philadelphia, Oct. 26. Saw increased action at nickel cornerback after Patrick Peterson left the game injured in second quarter...Picked off a Brandon Weeden pass intended for Jason Witten in the third quarter with the Cowboys in the red zone and the Cardinals holding a 14-10 lead at Dallas, Nov. 2. Also had five tackles and one pass defense...Had three tackles at Atlanta, Nov. 30. Left game in the first half with a thumb injury...Inactive for the next two games...Returned and notched five solo tackles vs. Seattle, Dec. 21...Recorded one tackle in Wild Card game loss at Carolina, 1/3/15. **2013** – Played in 13 games with 11 starts for Cardinals before suffering a season-ending knee injury and finished fifth on the team with 63 tackles (57 solo), one sack, two interceptions, 15 passes defended and one forced fumble, making him one of three rookies in the National Football League to have at least two interceptions, one sack and one forced fumble... Also had four stops for loss, three QB pressures, a QB hit and a special teams tackle...NFL Defensive Rookie of the Month for October...Made NFL debut and forced a Jared Cook fumble in the first quarter at St. Louis Rams, Sept. 8. Chased Cook down inside the 10 as he was going in for a score and knocked the ball loose for Karlos Dansby to recover in the end zone for a touchback; led the DBs with five unassisted tackles and added one pass defended...Made first career start vs. Detroit, Sept. 15, and sealed the victory for Arizona when he tackled Nate Burleson one yard short of

a first down on fourth-and-four on the Lions final possession of the game. Totaled six tackles, including one for loss, and had two passes defended...In his return to hometown, recorded first career interception by picking off Drew Brees in end zone during the third quarter at New Orleans, Sept. 22. Led DBs with a season-high eight solo tackles and added a pass defense...Started in place of the injured Rashad Johnson and collected five unassisted tackles and two QB pressures at Tampa Bay, Sept. 29...Started for the second straight game and notched first career sack, taking down Cam Newton in second quarter to force a punt vs. Carolina, Oct. 6. Helped the Cardinals total seven sacks in the game, the most by the team since recording eight sacks on 9/13/87 vs. Dallas. Added five tackles, a pass defended and a QB hit...Led the DBs with six solo tackles, including two for loss, and added one pass defense at San Francisco, Oct. 13...Collected one of the Cardinals four interceptions of Matt Ryan vs. Atlanta, Oct. 27. Tied for team lead among the DBs with seven tackles and added two passes defended...Led DBs with seven tackles and had a pass defended vs. Houston, Nov. 10...Led DBs with four solo tackles and added two passes defended vs. Indianapolis, Nov. 24...Had an unassisted tackle and a pass defended vs. St. Louis, Dec. 8, before leaving the game in the third quarter with a knee injury suffered returning a free kick following a safety...Placed on reserve/injured (knee), Dec. 10.

COLLEGE – Appeared in 26 games (14 starts) at Louisiana State University, registering 133 tackles (93 solo) with 16 tackles for loss, 16 pass breakups, 11 forced fumbles, eight fumble recoveries, four interceptions, 4.0 sacks and two defensive touchdowns...His 11 forced fumbles are the most in program history by a wide margin and are tied for the most in Southeastern Conference history...As a sophomore, earned 2011 National Defensive Player of the Year honors, was a unanimous first-team All-American and recipient of the Bednarik Award...Became the first defensive back to be invited to Heisman Trophy ceremony since Charles Woodson of Michigan in 1997...Finished fifth in 2011 Heisman Trophy voting with 327 points and 34 first place votes...Sports administration major.

PERSONAL – Was a standout at St. Augustine (New Orleans, La.) High School, where he recorded 32 tackles, five interceptions, one sack and one fumble recovery as a senior in 2009...Named to *New Orleans Times-Picayune* 2010 Blue-Chip List, *Baton Rouge Advocate* Super Dozen and the *Mobile Register* Super Southeast 120 and was a SuperPrep All-American...Mathieu's also been extremely active in every community where he has played football, including his hometown...The Chiefs 2021 team nominee for the Walter Payton Man of the Year award, he has held an annual youth football camp in New Orleans, with the 2022 camp taking place at the Ochsner Sports Performance Center. In addition to using his foundation to impact the lives of financially disadvantaged youth, Mathieu made a \$1 million donation to LSU for the Football Operations Center nicknamed "Honey Badger" and to establish a scholarship at the university...Name pronounced: TY-run MATH-you.



VETERANS

TYRANN MATHIEU

Year	Team	GP	GS	Tot	TACKLES			Yds	INTERCEPTIONS					FUMBLES		
					Solo	Asst	Sk		No	Yds	Lg	TD	PD	FF	FR	Yds
2013	Arizona	13	11	67	64	3	1.0	10.0	2	7	7	0	15	1	0	0
2014	Arizona	13	6	39	36	3	0.0	0.0	1	9	9	0	5	0	1	9
2015	Arizona	14	14	89	80	9	1.0	9.0	5	92	33t	1	16	1	0	0
2016	Arizona	10	10	35	33	2	1.0	11.0	1	9	5	0	4	1	0	0
2017	Arizona	16	16	74	66	8	1.0	3.0	2	16	15	0	7	1	0	0
2018	Houston	16	16	89	70	19	3.0	20.0	2	6	6	0	8	0	1	10
2019	Kansas City	16	16	75	63	12	2.0	14.0	4	70	35	0	12	0	0	0
2020	Kansas City	16	16	62	48	14	0.0	0.0	6	70	25t	1	9	0	1	0
2021	Kansas City	16	16	76	60	16	1.0	11.0	3	56	34t	1	6	0	3	14
NFL Totals		129	120	606	520	86	10.0	94.5	26	335	99t	3	82	4	6	33


ADDITIONAL STATISTICS: Special Teams Tackles — (2013, 1); (2019, 4) **Total: 5.**

CAREER HIGHS: Tackles — 13, San Francisco (11/29/15); **Sacks** — 1 (10x), last vs. Green Bay (11/7/21); **Interceptions** — 2 (3x), last at Baltimore (9/19/21); **Passes Defensed** — 3 (5x), last at Baltimore (9/19/21); **Forced Fumbles** — 1 (4x), last at San Francisco (11/5/17); **Fumble recoveries** — 1 (6x), last vs. Pittsburgh (12/26/21).

POSTSEASON

Year	Team	GP	GS	Tot	TACKLES			Yds	INTERCEPTIONS					FUMBLES		
					Solo	Asst	Sk		No	Yds	Lg	TD	PD	FF	FR	Yds
2014	Arizona	1	0	1	1	0	0.0	0.0	0	0	0	0	0	0	0	0
2018	Houston	1	1	8	8	0	0.0	0.0	0	0	0	0	0	0	0	0
2019	Kansas City	3	3	18	13	5	0.0	0.0	0	0	0	0	3	0	0	0
2020	Kansas City	3	3	16	13	3	0.0	0.0	1	17	17	0	1	0	0	0
2021	Kansas City	3	3	6	5	1	0.0	0.0	0	0	0	0	0	0	0	0
NFL Totals		11	10	49	40	9	0.0	0.0	1	17	17	0	4	0	0	0

CAREER HIGHS: Tackles — 9, vs. Tennessee (1/19/20); **Solo tackles** — 8, vs. Indianapolis (1/5/19); **Interceptions** — 1, vs. Cleveland (1/17/21); **Passes Defensed** — 2, vs. Houston (1/12/20).



MARCUS MAYE

6 S

HEIGHT: 6-0 • WEIGHT: 207

COLLEGE: FLORIDA

JOINED SAINTS: UFA-22 (NYJ)

NFL EXPERIENCE: 6

BORN: 3/9/93

NFL CAREER — Marcus Maye joined the Saints as an unrestricted free agent in 2022, looking to solidify the safety position. Maye, entering his sixth NFL season, first entered the league as a second round draft pick (39th overall) of the New York Jets out of the University of Florida in 2017. He has started all 60 contests he has appeared in for the Jets, posting career totals of 308 tackles (221 solo), 3.5 sacks for a loss of 19 yards, six interception returns for 148 yards, 24 passes defensed, four forced fumbles, one fumble recovery and four special teams stops.

CAREER TRANSACTIONS — Agreed to terms with the Saints on a three-year contract (UFA-NYJ), 3/16/22; Placed on Injured Reserve by the Jets, 11/9/21;

VETERANS

Re-signed by the Jets to a one-year contract as a Franchise Player, 3/22/21; Designated a Franchise Player by the Jets, 3/9/21; Placed on Injured Reserve by the Jets, 12/1/18; Signed by the Jets to a four-year contract, 5/23/17; Selected by the New York Jets in the second round (39th overall) of the 2017 NFL Draft.

2021 – Started all six games he appeared in for the Jets in 2021 and posted 46 tackles (30 solo), one sack and two passes defended before suffering a season-ending achilles tendon injury. **2020** – Started all 16 games for the second consecutive season and third time in his career...Named a team captain and selected as the Team MVP by his teammates...Registered single-season career-highs in every statistical category, finishing first on the team with 11 passes defended and second with 88 tackles adding two sacks, two interceptions, two forced fumbles and one fumble recovery. One of just four NFL players with at least two sacks, interceptions and forced fumbles, plus 85 tackles. **2019** – Started all 16 games for the Jets and registered 65 tackles, fourth-most on team and second among defensive backs, an interception, six passes defended and two special teams stops. **2018** – Started all six games he appeared in for the Jets after missing the first three weeks and then being placed on injured reserve, Dec. 1 (shoulder/thumb)...Registered 33 tackles, his first career half-sack, one interception returned for a franchise-record 104 yards, two passes defended, a forced fumble and a special teams stop. **2017** – Started all 16 games as a rookie for the Jets, finishing fourth on the team and second among defensive backs in tackles (76). Added three passes defended, two interceptions, one forced fumble and one special teams stop...Finished second in NFL among rookie defensive backs in tackles.

COLLEGE – Started 32-of-45 games for Florida, posting 210 tackles (124 solo), five interceptions, one sack, 22 passes defended, seven forced fumbles and two fumble recoveries...Started Florida's first nine games before suffering a season-ending shoulder injury against South Carolina and notched 50 tackles, fourth on the team, one sack, one interception and six pass breakups...Consensus second -team All-SEC selection...Named first-team All-American by *USA Today* and Pro Football Focus...Named first-team All-SEC by PFF and Gridiron Now...Played in 13 games with 12 starts as junior, where he racked up 82 tackles, forced five fumbles, second most in the country, and recovered two while intercepting two passes and breaking up six more...Played in 11 games with nine starts as a sophomore where he totaled 62 tackles, third most on the team and most among Gators defensive backs...Played in all 12 games and made two starts at safety as a redshirt freshman, where he recorded 16 tackles and his first career interception against Tennessee. Also a key member on special teams, recording four special teams tackles on the season...Graduated with a bachelor's degree in African American Studies.

PERSONAL: Rated a four-star prospect by ESPN, Scout.com and Rivals.com following a standout career at Holy Trinity Episcopal (Melbourne, Fla.) HS, where he was a four-sport (football, baseball, basketball and track) athlete...The No. 5 safety in the country and the No. 70 player overall by Rivals.com...Ranked the No. 13 player in the state of Florida by Rivals.com...Competed in the Under Armour All-America Game...Recorded four interceptions and 45 tackles during his senior season at Holy Trinity...Also played running back for the Tigers, rushing for 712 yards and nine



VETERANS

touchdowns as a senior...Holds an annual free youth football camp for boys and girls ages 6-14, "Maye Day", in his hometown...The camp gives kids the chance to learn about the skills needed to be successful on the field and in life from Maye and several college and NFL teammates.

MARCUS MAYE

Year	Team	GP	GS	TACKLES				Yds	INTERCEPTIONS				FUMBLES			
				Tot	Solo	Asst	Sk		No	Yds	Lg	TD	PD	FF	FR	Yds
2017	New York Jets	16	16	76	60	16	0.0	0.0	2	44	32	0	3	1	0	0
2018	New York Jets	6	6	33	29	4	0.5	3.0	1	104	104	0	2	1	0	0
2019	New York Jets	16	16	65	50	15	0.0	0.0	1	0	0	0	6	0	0	0
2020	New York Jets	16	16	88	52	36	2.0	6.0	2	0	0	0	11	2	1	0
2020	New York Jets	6	6	46	30	16	1.0	10.0	0	0	0	0	2	0	0	0
NFL Totals		60	60	308	221	87	3.5	19.5	6	148	104	2	24	4	1	0

ADDITIONAL STATISTICS: Special Teams Tackles — (2017, 1); (2018, 1); (2019, 2) Total: 4; .

CAREER HIGHS: Tackles — 10 (3x), last at New England (1/3/21); Sacks — 2, at Buffalo (9/13/20); Interceptions — 1 (6x), last at Seattle (12/13/20); Passes Defensed — 2 (4x), last vs. Las Vegas (12/6/10); Forced Fumbles — 1 (4x), last at L.A. Chargers (11/22/20); Fumble Recoveries — 1, vs. Las Vegas (12/6/20).



**ERIK
McCOY**

**78
C/G**

HEIGHT: 6-4 • WEIGHT: 315
COLLEGE: TEXAS A&M
JOINED SAINTS: D-2
NFL EXPERIENCE: 4
BORN: 8/27/97

NFL CAREER – Enters fourth season on the interior of the offensive line for the Saints after being selected in the second round of the 2019 NFL Draft as the highest drafted player by New Orleans from Texas A&M. McCoy has opened every regular season and postseason contest at center he's appeared in for New Orleans the past three seasons and was a consensus All-Rookie selection in 2019.

CAREER TRANSACTIONS – Activated from Reserve/COVID-19, 1/1/22; Placed on Reserve/COVID-19, 12/30/21; Signed by the Saints to a four-year contract, 5/10/19; Selected by New Orleans in the second round (48th overall) of the 2019 NFL Draft.

HONORS – 2019: All-Rookie (PFWA, The Athletic);

2021 – Opened all 12 games he appeared in at center...Vs. Green Bay, Sept. 12, left the game with a calf injury. Would miss the next five games...At Seattle, Oct. 25, blocked for RB Alvin Kamara as he totaled 179 yards from scrimmage in the Saints' 13-10 Monday night win...Vs. Tampa Bay, Oct. 31, the Saints rushed for 152 yards, helping them earn a 36-27 win over defending Super Bowl champions...At

Tennessee, Nov. 14, blocked for an offense that posted season-high 287 passing yards...Vs. Dallas, Dec. 2, started at C in his 40th career NFL game and blocked for an offense that totaled a season-high 405 total yards...At N.Y. Jets, Dec. 12, blocked for the Saints' highest rushing output of the season with 203 yards on the ground and three touchdowns as a team, propelling New Orleans to a 30-9 victory...Missed the Week 16 contest against Carolina due to COVID-19 protocols...At Atlanta, 1/9/22, blocked for an offense that totaled 195-rushing yards, the second highest output of the season. **2020** – Opened all 16 regular season games and both postseason contests at center, blocking for an offense that led the NFL with a club-record 30 rushing touchdowns and averaged 141.6 rushing yards per game, sixth-best in the NFL... Provided a key block on Kamara's 52-yard touchdown reception vs. Green Bay, Sept. 27...Started his 25th consecutive game vs. San Francisco. Nov. 15...Blocked for an offense that gained 168 yards rushing vs. Atlanta, Nov. 22...Blocked for an offense that rushed for 229 yards and four scores at Denver, Nov. 29...Blocked for an offense that rushed for over 200 yards for the second consecutive week at Atlanta, Dec. 6... Blocked for an offense that rushed for 264 yards and scored seven touchdowns on the ground, including an NFL record tying six by Kamara vs. Minnesota, Dec. 25... Blocked for an offense that rushed for 157 yards at Carolina, 1/3/21. **2019** – Opened all 16 regular season games and Wild Card Playoff game vs. Minnesota, 1/5/20 at center, blocking for a line that allowed just 25 sacks, tied for the third fewest in the NFL...Consensus All-Rookie selection...At Chicago, Oct 20 and vs. Arizona, Oct. 27, helped RB Latavius Murray rush for over 100 yards in back-to-back contests.

COLLEGE – Started all 39 games (37 at center, two at guard) that he appeared in over three seasons...Started and was a team captain for all 13 games in 2018, helping the Aggies gain 6,131 total net yards...Paved the way for the SEC's leading rusher (Trayveon Williams)...Led the offense in gaining 500-or-more net yards of total offense in five games...Named SEC's Offensive Lineman of the Week following Texas A&M's victory over LSU...Started every game, lining up at center for 11 of 13 games and guard in the other two in 2017...Helped the Aggies average 406.8 yards per game (155.6 rushing and 251.2 passing)...Assisted the offense in gaining 350 or more yards of total offense in eight games...Earned the team's top academic award... Started all 13 games at center as a redshirt freshman in 2016...Named Freshman All-SEC...Earned SEC Offensive Lineman of the Week honors after a standout performance in his first career start vs. UCLA...Helped clear way for a balanced offense that gained 467.0 yards per game, (211.8 rushing and 250.0 passing)... Offense rushed for more than 200 yards in seven games and had 350-plus yards twice...Graduated with telecommunications degree.

PERSONAL – Prepped at Lufkin (Texas) HS...As a senior, graded out at 95 percent with an impressive 27 pancake blocks and 34 knockdowns...Selected as first-team All-District pick and second-team All-State as a senior...Also a first-team All-District pick as a junior...Supports the local non-profit "Son of a Saint"...Erik Christopher McCoy was born on August 27, 1997 in Lufkin, Texas.

ERIK McCOY

Games Played/Started: New Orleans — (2019, 16/16); (2020, 16/16); (12/12) Totals: 44/44

POSTSEASON

Games Played/Started: New Orleans — (2019, 1/1); (2020, 2/2) Totals: 3/3



FOOTBALL





JORDAN MILLER

36
CB

HEIGHT: 6-2 • WEIGHT: 190
COLLEGE: WASHINGTON
JOINED SAINTS: FA-21
NFL EXPERIENCE: 3
BORN: 2/8/97

NFL CAREER – Miller played in 11 games for Atlanta (2019-20) and one contest for New Orleans in 2021, totaling four tackles and one fumble recovery and one stop on special teams.

CAREER TRANSACTIONS – Signed by New Orleans Saints to a reserve/future contract, 1/11/22; COVID-19 Saints practice squad elevation, 12/27/21; Standard Saints practice squad elevation, 9/18/21; Re-signed to Saints practice squad, 9/15/21; Waived by Saints, 9/12/21; Signed by Saints to active roster from practice squad 9/11/21; Signed to Saints practice squad, 9/6/21; Waived by Seahawks, 8/16/21; Signed by the Seattle Seahawks to a reserve/future contract, 1/11/21; Signed to Seattle practice squad, 1/6/21; Waived by Atlanta, 12/22/20; Signed by Falcons to a four-year contract, 5/3/19; Selected by the Falcons in the fifth round of the 2019 NFL Draft (172nd Overall).

2021 – Spending the majority of the season on the Saints practice squad after going to training camp with the Seahawks, appeared in one contest at Carolina, Sept. 19. **2020** – Played in one game for Atlanta and had a special teams tackle.

2019 – Played in ten games for Atlanta and had four tackles (three solo) and one fumble recovery.

COLLEGE – Spent four seasons at the University of Washington, playing in 46 games. Started all 12 of the games he played his senior year and was an honorable mention All-Pac-12 performer...In 2017, started the first seven games before suffering a season-ending injury.

PERSONAL – PrepStar All-Region selection and first-team All-CIF San Diego Section in 2014 at Oceanside (Calif.) HS. Ranked as the No. 76 prospect in California, the No. 88 cornerback in the nation by scout.com and the nation's No. 86 corner by ESPN. Participated in track and field, winning the CIF San Diego Section 100-meter championship with a time of 10.80 and the triple jump with a leap of 48"4'. Also took second place in the 4x100 and third in the long jump at the San Diego Section meet.



JORDAN MILLER

Year	Team	GP	GS	Tot	TACKLES			Yds	INTERCEPTIONS					FUMBLES		
					Solo	Asst	Sk		No	Yds	Lg	TD	PD	FF	FR	Yds
2019	Atlanta	10	0	4	3	1	0.0	0.0	0	0	0	0	0	0	1	0
2020	Atlanta	1	0	0	0	0	0.0	0.0	0	0	0	0	0	0	0	0
2021	New Orleans	1	0	0	0	0	0.0	0.0	0	0	0	0	0	0	0	0
NFL Totals		12	0	4	3	1	0.0	0.0	0	0	0	0	0	0	0	0

ADDITIONAL STATISTICS: Special Teams Tackles— (2020, 1); Totals: 1.

CAREER HIGHS: Tackles — 2, vs. Carolina (12/8/19); Solo tackles — 1 (3x), last vs. Carolina (12/8/19); Interceptions — 0; Fumble Recoveries — 1, at Houston (10/6/19); Special Teams Tackles — 1, at Green Bay (10/5/21).



DAVID ONYEMATA

**93
DT**

HEIGHT: 6-4 • WEIGHT: 300

COLLEGE: MANITOBA

JOINED SAINTS: D4-16

NFL EXPERIENCE: 7

BORN: 11/13/92

FOOTBALL

NFL CAREER – Possessing a unique combination of size and speed and the ability to play several positions on the defensive line, this Lagos, Nigeria native earned a spot on New Orleans’ defensive line rotation in his rookie campaign after enjoying a productive college career north of the border at the University of Manitoba. Onyemata was the first member of the Bisons program to be drafted. Onyemata continued to flourish in 2021 with a formidable Saints defensive front that ranked first in the NFL in red zone defense, starting all 11 games he played in, recording 34 tackles (12 solo) tackles, 2.0 sacks and his first career fumble recovery. He signed a three-year contract at the beginning of the 2020 offseason and has developed into a dominant force on New Orleans’ defensive front.

CAREER TRANSACTIONS – Re-signed to a three-year contract, 3/19/20; Signed to a four-year contract, 5/18/16; Selected by the Saints in the fourth round (120th overall) of the 2016 NFL Draft.

2021 – Started all 11 games he played in, recording 34 tackles (12 solo), 2.0 sacks and his first career fumble recovery...Missed the first six games of the season due to suspension...Vs. Tampa Bay, Oct. 31, in his first action of the 2021 season, recovered one fumble in the second quarter on a strip of Tom Brady by Cameron Jordan, the first of his career...Vs. Atlanta, Nov. 7, tied a career-high with seven tackles (two solo)... At Tennessee, Nov. 14, finished with five tackles (three solo)...At Philadelphia, Nov. 21, recorded four tackles (two solo), reaching 200 for his career, with a split sack...Vs. Dallas, Dec. 2, recorded four tackles (one solo)...At Tampa Bay, Dec. 19, recorded six tackles (two solo) with one tackle for loss and a sack...Vs. Carolina 1/2/22, started his 50th career game and finished with two tackles (one solo) with a tackle for loss... At Atlanta, 1/9/22, finished with three tackles and a split sack. **2020** – Started all 15 regular season games he played in and tallied a career-high 44 tackles (20 solo),



VETERANS

a career-high 6.5 sacks, one interception and a career-high two passes defended in helping with a run defense that ranked fourth in the NFL in both yards per game (93.9) and yards per play (3.85)...Notched five tackles and one sack at Las Vegas, Sept. 21...Had one solo tackle and a sack at Detroit, Oct. 4...Posted five tackles and one sack at Chicago, Nov. 1...Had his first career interception when he picked off Buccaneers' Brady at Tampa Bay, Nov. 8...Finished with three solo tackles and two sacks of Matt Ryan vs. Atlanta, Nov. 22...Posted four tackles (two solo) and one sack at Atlanta, Dec. 6...Had three assisted tackles and split a sack with Malcolm Jenkins vs. Minnesota, Dec. 25...In the Wild Card Game against Chicago, 1/10/21, had two assisted tackles as New Orleans gave up only 48 yards rushing on 19 carries (2.5 avg.)...Posted three tackles (one solo) in the Divisional Playoff Game vs. Tampa Bay, 1/17/21. **2019** – Started all 15 regular season games he played and tallied 32 tackles, three sacks and one pass defended in helping with a run defense that ranked fourth in the NFL...Notched three tackles and one sack vs. Dallas, Sept. 29...Had two solo tackles and one sack of Kyle Allen vs. Carolina, Nov. 24...In the Wild Card Game against Minnesota, 1/5/20, had three tackles. **2018** – Played in all 16 regular season games with four starts in 2018, Onyemata posted 36 tackles, in helping with a run defense that ranked second in the NFL, adding 4.5 sacks, a forced fumble and a pass defended. Played in both postseason contests making one start, and tallied four tackles (two solo). At Dallas, Nov. 29, played on defense and special teams and tallied a career-high three sacks, as part of a career-high seven-tackle effort (four solo) with a forced fumble...At Carolina, Dec. 17, played on defense and special teams, recording two solo tackles and a sack...Vs. Carolina, Dec. 30, played on defense and special teams and tallied two tackles (one solo) and a split sack. **2017** – Played in all 16 games with starts in last six contests and tallied a career-high 40 tackles, two sacks and a pass defended. In two postseason contests, posted three tackles...Recorded his first career sack in the win over Miami at London's Wembley Stadium, Oct. 1. Part of a line that held Miami to 86 yards rushing in 20-0 shutout...Recorded four assisted tackles and a split sack vs. Tampa Bay, Nov. 5...Starting with contest at Los Angeles Rams, Nov. 26, where he had two assisted tackles, opened last six games following season-ending injury to Alex Okafor...Recorded two tackles in the Divisional Round at Minnesota, 1/14/18. **2016** – Appeared in 16 games in his rookie season, totaling 32 tackles, 15 of which were solo stops...Saw action on defense and on special teams in the team's season opener vs. Oakland, Sept. 11, recording two tackles (one solo)...Saw action on defense vs. Carolina, Oct. 16 and recorded a career-high five tackles...Played on defense vs. Los Angeles Rams, Nov. 27 and posted three tackles (one solo)...Vs. Detroit, Dec. 4, recorded four tackles (one solo).

COLLEGE – Over 37 career games at the University of Manitoba, he posted 166 tackles, 9.5 sacks, two passes defended, one forced fumble and one fumble recovery, becoming the first member of the Bisons program to be drafted...As a senior, was named a Canada West all-star for the second straight campaign, an all-Canadian for the first time and claimed the J.P. Metras Trophy as the top down lineman in CIS football. Second in the conference and ninth in the country with five sacks in eight league games and ranked second in Canada West in tackles for a loss (7.5) and 12th in overall tackles (38.5). Overall in nine contests, all which he started at nose tackle, made 50 stops, five sacks, one pass defended, a forced fumble and a fumble recovery...Selected to play in East West Shrine game...Started all eight conference games as a junior and made 3.5 tackles for losses while registering 1.5 sacks, as part of 28 total tackles...Played in 11 games with 10 starts at nose tackle and posted 52 tackles and 2.5 sacks...As a sophomore, tallied 53 tackles, six tackles for loss,

VETERANS

1.5 sacks and a pass defended, starting all 11 games he played in at nose tackle... In his first season of organized football, played in seven games and recorded 11 tackles, four tackles for loss and one split sack... Graduated with a bachelor's degree in Environmental Science.

PERSONAL – Last name is pronounced “un-ye-mat-tah”... Attended the Chrisland Schools in Lagos, Nigeria... Did not play football until entering college, as he played soccer as a youth... Played in Saints Hall of Fame golf tournaments in New Orleans and Biloxi, Miss. in 2018... Participated in a football camp at the Ochsner Sports Performance Center for youth from St. Michael's Special School in the 2019 offseason... In 2019, participated in “#DoRight4LA Day with the New Orleans Saints and Dudley DeBosier” volunteering with teammates to complete renovations to the exterior of a house... Born Ebuka Onyemata on Nov. 13, 1992.

DAVID ONYEMATA

Year	Team	GP	GS	Tot	TACKLES			Yds	INTERCEPTIONS				FUMBLES			
					Solo	Asst	Sk		No Yds	Lg	TD	PD	FF	FR	Yds	
2016	New Orleans	16	0	32	15	17	0.0	0.0	0	0	0	0	0	0	0	0
2017	New Orleans	16	6	40	20	20	2.0	10.0	0	0	0	0	1	0	0	0
2018	New Orleans	16	4	36	23	13	4.5	35.5	0	0	0	0	1	1	0	0
2019	New Orleans	15	15	32	22	10	3.0	15.0	0	0	0	0	1	0	0	0
2020	New Orleans	15	15	44	20	24	6.5	44.0	1	3	1	0	2	0	0	0
2021	New Orleans	11	11	34	12	22	2.0	17.0	0	0	0	0	0	0	1	0
NFL totals		89	51	218	112	106	18.0	121.5	1	3	1	0	5	1	1	0

CAREER HIGHS: Tackles — 7 (2x), last vs. Atlanta (11/7/21); Solo Tackles — 4 (3x), at Atlanta (1/1/17), at Dallas (11/29/18) and vs. San Francisco (11/15/20); Sacks — 3.0, at Dallas (11/29/18); Interceptions — 1, at Tampa Bay (11/8/20); Passes Defensed — 1 (5x), last vs. San Francisco (11/15/20); Forced Fumbles — 1, at Dallas (11/29/18); Fumble Recoveries — 1. vs. Tampa Bay (10/31/21).

POSTSEASON

Year	Team	GP	GS	Tot	TACKLES			Yds	INTERCEPTIONS				FUMBLES			
					Solo	Asst	Sk		No Yds	Lg	TD	PD	FF	FR	Yds	
2017	New Orleans	2	0	3	1	2	0.0	0.0	0	0	0	0	0	0	0	0
2018	New Orleans	2	1	4	2	2	0.0	0.0	0	0	0	0	0	0	0	0
2019	New Orleans	1	1	3	2	1	0.0	0.0	0	0	0	0	0	0	0	0
2019	New Orleans	1	1	3	2	1	0.0	0.0	0	0	0	0	0	0	0	0
2020	New Orleans	2	2	5	2	3	0.0	0.0	0	0	0	0	0	0	0	0
NFL totals		7	4	16	7	9	0.0	0.0	0	0	0	0	0	0	0	0

POSTSEASON CAREER HIGHS: Tackles — 3 (3x), vs. Philadelphia (1/13/19), vs. Minnesota (1/5/20) and vs. Tampa Bay (1/17/21); Solo Tackles — 2 (3x), vs. Los Angeles Rams (1/20/19), vs. Minnesota (1/5/20) and vs. Tampa Bay (1/17/21).

FOOTBALL



VETERANS



**DEVINE
OZIGBO**

**28
RB**

HEIGHT: 6-2 • WEIGHT: 230
COLLEGE: NEBRASKA
JOINED SAINTS: FA-22
NFL EXPERIENCE: 4
BORN: 2/10/96

NFL CAREER – Ozigbo returns to the Saints in the 2022 offseason after he originally went to training camp with New Orleans in 2019 before being picked up off waivers by Jacksonville following the end of the preseason. Since then he has played in 21 games for both the Saints and Jaguars, carrying 11 times for 25 yards and catching 13 passes for 72 yards, while also adding four special teams stops. The former University of Nebraska standout has the skillset to contribute both at tailback and on special teams.

CAREER TRANSACTIONS – Signed by New Orleans Saints, 5/16/22; Waived by New England, 5/3/22; Signed by New England to reserve/future contract, 1/17/22; Elevated to active roster by New England, 12/18/21; Signed to New England Patriots practice squad, 11/30/21; Waived by Jacksonville, 11/27/21; Awarded to Jacksonville off waivers, 11/1/21; Waived by Saints, 10/30/21; Signed by Saints off the Jaguars practice squad, 10/6/21; Signed to Jaguars practice squad, 9/6/21; Waived by Jaguars, 9/5/21; Activated from Injured Reserve by Jaguars, 10/24/20; placed on Injured Reserve by Jaguars, 9/10/20; Claimed off waivers by Jaguars, 9/1/19; Waived by Saints 8/31/19; Signed by Saints as an undrafted free agent, 5/6/19.

2021 –In preseason, led Jaguars in rushing with 13 carries for 72 yards and added four receptions for 52 yards. In regular season played in one game for Jacksonville with no stats and two for New Orleans, where at Seattle, Oct. 25, carried once for -3 yards and caught a seven-yard completion. **2020** – Saw action in eight games for Jaguars, rushing once for one yard and hauling in nine receptions for 42 yards...Also recorded three special teams tackles...Vs. Tennessee, Dec. 13, saw action at RB and hauled in career-best four receptions for 30 yards (7.5 rec. avg.). **2019** –Appeared in 10 games during rookie campaign, rushing nine times for 27 yards, hauling in three receptions for 23 yards and recording one special teams stop...Oct. 6 at Carolina, appeared in his first career NFL game, seeing action on special teams.

COLLEGE – Three-year starter for Nebraska, playing in 41 games (20 starts), finishing career with 419 carries for 2,196 yards (5.2 avg.) and 21 TDs. Added 49 receptions for 488 yards (10.0 avg.)...In 2018, played in 12 games and was Nebraska's leading rusher with 155 carries for 1,082 yards (7.0 avg.) and 12 rushing touchdowns, earning third-team All-Big Ten honors...Appeared in 10 games in 2017 and was Nebraska's leading rusher with 129 carries for 493 yards and three touchdowns, earning Honorable-Mention All-Big Ten honors...Graduated with a bachelor's degree in history.

VETERANS

PERSONAL – Attended Sachse (Texas) HS where he earned first-team All-District 11 honors in the 5A ranks for his outstanding play as a senior...Ranked among nation's top 60 running backs by Rivals.com, 247 Sports and ESPN...Participated in track, helping the school earn a top-five district finish in 2014...Born on February 10, 1996 in Boston, Mass.

DEVINE OZIGBO

Year	Team	GP	RUSHING						RECEIVING				
			GS	Att	Yds	Avg	Lg	TD	No	Yds	Avg	Lg	TD
2019	Jacksonville	10	0	9	27	3.0	9	0	3	23	7.7	12	0
2020	Jacksonville	8	0	1	1.0	1.0	1	0	9	42	4.7	12	0
2021	Jacksonville	1	0	0	0	-	-	0	0	0	-	-	0
2021	New Orleans	2	0	1	-3	-3.0	9	0	1	7	7.0	7	0
NFL Totals		21	0	11	25	2.3	9	0	13	72	5.5	12	0

ADDITIONAL STATISTICS: Special Teams Tackles— (2019, 2); (2020, 2); **Totals: 4.**

CAREER HIGHS: Rushes — 9, vs. Indianapolis (12/29/19); **Rushing Yards** — 27, vs. Indianapolis (12/29/19); **Long Rush** — 9, vs. Indianapolis (12/29/19); **Rushing TDs** — 0; **Receptions** — 4, vs. Tennessee (12/13/20); **Receiving Yards** — 30, vs. Tennessee (12/13/20); **Long Reception** — 12 (2x), vs. Tennessee (12/13/20); **Special Teams Tackles** — 1 (4x), last vs. Cleveland (11/29/20).



ANDRUS PEAT

HEIGHT: 6-7 • WEIGHT: 316

COLLEGE: STANFORD

JOINED SAINTS: D1A-15

NFL EXPERIENCE: 7

BORN: 11/4/93

75 G/T

NFL CAREER – The New Orleans Saints selected an offensive lineman in the first round for the first time in ten years when they picked Andrus Peat from Stanford in 2015. This eighth-year pro has played in 84 regular season games with 79 starts, opening a contest at every position except center. During the 2021 season, Peat opened six contests at left guard before missing the remainder of the season with a pectoral injury.

HONORS – **2020:** Pro Bowl; **2019:** Pro Bowl; **2018:** Pro Bowl; Ford Tough/NFL.com Offensive Line of the week (Week 10).

CAREER TRANSACTIONS – Placed on Injured Reserve, 10/30/21; Agreed to terms on a five-year contract, 3/20/20; Fifth-year option exercised, 4/12/18; Placed on Injured Reserve, 1/10/18; Agreed to terms on four-year contract, 5/21/15; Selected by the New Orleans Saints in first round (13th overall) of the 2015 NFL Draft.

2021 – Started the first six regular season contests at left guard before missing the remainder of the season with a pectoral injury...Vs. Green Bay, Sept. 12, blocked for



VETERANS

an offense that produced their highest scoring output of the season with 38 points while allowing no sacks, a career-high tying five touchdown passes from QB Jameis Winston and 171 rushing yards as a team, giving the Saints a 38-3 victory over the Packers...At New England, Sept. 26, blocked for an offense that rushed for 142 yards and three touchdown drives in New Orleans 28-13 win...Vs. N.Y. Giants, blocked for an offense that totaled a season-high 405 total net yards...At Seattle, Oct. 25, left the game in the second quarter with a pectoral injury...Placed on Injured Reserve, Oct. 30. **2020** – Opened all 13 regular season contests and both playoff games he appeared in at left guard and was named to the Pro Bowl squad...Vs. Tampa Bay, Sept. 13, started...At Las Vegas, Sept. 21, started...Vs. Green Bay, Sept. 27, left game in the second quarter (ankle)...At Detroit, Oct. 4, declared inactive (ankle)...Vs. Los Angeles Chargers, Oct. 12, started...Vs. Carolina, Oct. 25, blocked for 138-yards rushing by team...At Chicago, Nov. 1, started...At Tampa Bay, Nov. 8, started...Vs. San Francisco, Nov. 15, started...Vs. Atlanta, Nov. 22, blocked for a unit that gained 168 yards rushing...At Denver, Nov. 29, inactive (concussion)...At Atlanta, Dec. 6, started 75th career game for rush offense gaining 207 yards...At Philadelphia, Dec. 13, started...Vs. Kansas City, Dec. 20, started...Vs. Minnesota, Dec. 25, inactive (ankle)...At Carolina, 1/3/21, blocked for unit that rushed for 157 yards. 2019 – Started ten regular season games and Wild Card Playoff Game vs. Minnesota, 1/5/20 at left guard, earning his second consecutive selection to the Pro Bowl...At Seattle, Sept. 22, blocked for Alvin Kamara, who gained season-high and game-high 161 yards from scrimmage and two TDs...Suffered forearm injury vs. Atlanta, Nov. 10 and missed next six games...Returned to action and starting lineup in regular season finale at Carolina, Dec. 29. **2018** – Started 13 regular season games and both postseason contests, seeing action at both left guard and left tackle and named to first career Pro Bowl for NFL's third-ranked scoring offense. The line gave up only 20 sacks, second fewest in the league...At N.Y. Giants, Sept. 30, started at left guard as part of a line that blocked for Kamara, who rushed for 139 yards and three TDs...Vs. L.A. Rams, Nov. 4, started at left guard, blocking for an offense that didn't surrender a sack for second consecutive week and gained 487 total net yards...At Cincinnati, Nov. 11, started at left guard for an offense that did not surrender a sack for the third consecutive week and gained over 500 total yards...Vs. Philadelphia, Nov. 18, started at left guard for a line that did not surrender a sack for the fourth consecutive week and gained over 500 total yards...At Carolina, Dec. 17, started at left guard and moved over to left tackle in fourth quarter...Vs. Pittsburgh, Dec. 23, started at left guard and moved over to right tackle and left tackle in the second and third quarters...In Divisional Playoff Game vs. Philadelphia, 1/13/19, started at left guard, paving the way for a rushing attack that gained 137 yards. **2017** – Played in 15 regular season games with 14 starts, four at left tackle in place of Terron Armstead and ten at left guard...At Minnesota, Sept. 11, started at left guard...Vs. Chicago, Oct. 29, started at left guard...Vs. Tampa Bay, Nov. 5, started at left guard and played at left tackle...At Buffalo, Nov. 12, started at left guard, helping block for the Saints to rush for 298 yards, the third-highest total in club history led by Mark Ingram and Kamara surpassing 100 yards apiece and a club-record six touchdowns and 20 first downs on the ground...At L.A. Rams, Nov. 26, started at left guard and also played at left tackle...Vs. N.Y. Jets, Dec. 17, Peat played on offense and special teams in a limited role while still recovering from a groin injury that sidelined him in previous contest at Atlanta, Dec. 7...Vs. Atlanta, Dec. 24, started at left guard and moved to left tackle for Armstead who left the game in the second quarter (thigh)...Started Wild Card Playoff Game vs. Carolina, 1/7/18 at left guard, before departing in the second quarter with season-ending shin injury. **2016** – Played in 15 games, starting

eight at left guard and seven at left tackle due Armstead's injuries...Opened first two games at left guard, before moving to left tackle for next four...Returned to left guard for contests vs. Seattle, Oct. 30 and at San Francisco, Nov. 6, both of which featured 100-yard rushers...Started at left tackle vs. Denver, Nov. 13 and moved back inside to left guard at Carolina, Nov. 17, where he'd settle in for four more contests before moving back to left tackle for final three contests after Armstead was placed on Injured Reserve. **2015** – Appeared in 12 games as rookie, including eight starts at several different positions along the line, showing a versatility that proved useful... Appeared in first NFL game in opener at Arizona, Sept. 13 as an extra blocker and on special teams...Made first career start as an extra tackle in heavy package vs. Tampa Bay, Sept. 20...Played at left tackle and on special teams vs. Dallas, Oct. 4...Made first career start at left tackle at Philadelphia, Oct. 11...Started at left tackle but left in first series after suffering knee injury vs. Atlanta, Oct. 15...Inactive at Indianapolis, Oct. 25, and vs. N.Y. Giants, Nov. 1 (knee)...Saw action primarily on special teams and at left tackle in fourth quarter at Washington, Nov. 15...Made first career start at left guard at Houston, Nov. 29...Started at left guard, vs. Carolina, Dec. 6...Started at left guard and saw first action of 2015 at right tackle vs. Detroit, Dec. 21...Made first career start at right tackle in place of an injured Zach Strief vs. Jacksonville, Dec. 27, and blocked for an offense that gained 537 total net yards and surrendered only one sack...Inactive for finale at Atlanta, 1/3/16 (concussion).

COLLEGE – Played at Stanford from 2012-14, playing in 40 career contests with 27 starts at left tackle...As a junior, started all 13 games, anchoring the left side of an offensive line ranked 18th nationally in fewest tackles for loss allowed (4.62/game) and 42nd in fewest sacks allowed (1.77/game). Named a first-team All-American by ESPN.com, *The Sporting News* and SI.com, second-team All-American by the *Associated Press*, Walter Camp and CBS Sports, an All-Pac-12 first-team selection and an Outland Trophy semifinalist. Was one of two Morris Trophy winners, given annually to the most outstanding offensive and defensive linemen in the Pac-12 Conference...As a sophomore, started all 14 games, anchoring the left side of one of the nation's top offensive lines, as the Cardinal ranked 11th in fewest sacks allowed (1.14/game) and fewest tackles for loss allowed (4.14/game). Was a SI.com All-American honorable mention selection and *Athlon Sports* All-Pac-12 first-team selection...As a freshman, played in all 13 games and rotated throughout season at left tackle...Psychology major.

PERSONAL – Prepped at Corona del Sol (Tempe, Ariz.) HS, where he was a *USA Today*, *Parade*, SuperPrep and PrepStar All-American...Named nation's top recruit by *The Sporting News*...Selected to play in Under Armour All-American and U.S. Army All-American All-Star games...Also lettered in basketball and led school to Division 1 State Championship as a senior...Father Todd, played six seasons for the St. Louis/Phoenix Cardinals (1987-89) and L.A. Raiders (1990, 1992-1993)...Older brother, Todd, played football at Nebraska...In 2021, Peat and his wife established the Peat's Purpose Foundation and with their first event, bought out a local venue for a day of games, food and joy in December for the Crossroads NOLA organization... Born Andrus Jamerson Peat on Nov. 4, 1993 in Mesa, Ariz.




ANDRUS PEAT

Games Played/Started: New Orleans — (2015, 12/8); (2016, 15/15); (2017, 15/14); (2018, 13/13); (2019, 10/10); (2020, 13/13; (6/6) Totals: 84/79

POSTSEASON

Games Played/Started: New Orleans — (2017, 1/1); (2018, 2/2); (2019, 1/1); (2020, 2/2) Totals: 6/6



**ADAM
PRENTICE**

**46
FB**

HEIGHT: 6-0 • WEIGHT: 245
COLLEGE: SOUTH CAROLINA
JOINED SAINTS: WAI-21 (DEN)
NFL EXPERIENCE: 2
BORN: 1/16/97

FOOTBALL

NFL CAREER – Prentice’s versatility on both offense and on special teams served New Orleans well after he was picked up off of waivers from Denver at the conclusion of the preseason. While primarily a blocker and contributor on special teams, Prentice carried twice for three yards and caught three passes for 16 yards, while adding one coverage stop in 2021.

CAREER TRANSACTIONS – Signed by New Orleans to active roster from practice squad, 12/2/21; Elevated to New Orleans active roster (standard), 11/25/21; Signed by New Orleans to practice squad, 9/16/21; Waived by New Orleans, 9/14/21; Awarded off waivers to New Orleans from Denver, 9/1/21; Waived by Denver, 8/31/21; Signed by Denver as an undrafted free agent, 5/14/21.

2021 – Prentice appeared in seven games with three starts for New Orleans, carrying twice for three yards, posting three receptions for 16 yards and adding one special teams tackle...Vs. Buffalo, Nov. 25, made NFL debut, started on offense and saw time special teams and caught a pass for a ten-yard gain...Played on offense and special teams and recorded one tackle at N.Y. Jets, Dec. 12...Vs. Carolina, 1/2/22, saw time on offense and special teams and rushed once for two yards and caught a pass for a four-yard gain...Started on offense and saw time on special teams and recorded one reception for two yards and carried once for one yard in season finale, at Atlanta, 1/9/22.

COLLEGE – Prior to his lone season in Columbia, played three seasons at Colorado State...Appeared in 47 career games, where he rushed 18 times for 65 yards, adding 20 receptions for 128 yards with one TD...In 2020, as graduate transfer from Colorado State appeared in all 10 games, making five starts totaling two receptions for 13 yards...In 2019, played in all 12 games including two starts at FB for Rams as redshirt junior...Caught seven passes for 44 yards, including two catches for

VETERANS

20 yards in season opener against Colorado...Earned Fall Academic All-Mountain West honors...In 2018, selected by teammates as one of four captains. Played in all 12 games and started six. Rushed 16 times for 62 yards and caught four passes for 26 yards. Set career-highs with eight rushes for 29 yards vs. Utah State...Led Rams with nine special teams stops...Earned Academic All-Mountain West honors and honorable mention Academic All-Colorado recognition by the National Football Foundation Colorado Chapter...Nominated for the Allstate/American Football Coaches Association Good Works Team...In 2017, played in all 13 games and started six, carrying once for two yards and making five catches for 33 yards with a TD...Served as the lead-blocking FB for an offense ranked 11th in the country and a rushing attack ranked 31st...Earned Academic All-Mountain West...Was CSU's Bursworth Trophy nominee, awarded annually to the most outstanding player who began career as a walk-on...In 2016, was awarded a scholarship, but missed the season (knee)...In 2015, redshirted....Earned a degree in civil engineering.

PERSONAL – Graduated from Clovis (Calif.) HS...Won co-league championship as a sophomore...Earned three football and wrestling varsity letters and two varsity letters in track and field...A national champion wrestler, in addition to earning a pair of California state titles...Three-time wrestling league, conference and city champion...Earned track all-league honors...Graduated No. 16 in his class, earning Advanced Studies Scholar of Distinction recognition...Adam M. Prentice was born Jan. 16, 1997...Father, Gary, played football at UC Davis.

ADAM PRENTICE

Year	Team	GP	GS	RUSHING					No	RECEIVING			
				Att	Yds	Avg	Lg	TD		Yds	Avg	Lg	TD
2021	New Orleans	7	3	2	3	1.5	2	0	3	16	5.3	10	0
NFL Totals		7	3	2	3	1.5	2	0	3	16	5.3	10	0

ADDITIONAL STATISTICS: Special Teams Tackles— (2021, 1); Totals: 1.

CAREER HIGHS: Rushes — 1 (2x), last at Atlanta (1/9/22); Rushing Yards — 2, vs. Carolina (1/2/22); Long Rush — 2, vs. Carolina (1/2/22); Receptions — 1 (3x), last at Atlanta (1/9/22); Receiving Yards — 10, vs. Buffalo (11/25/21); Long Reception — 10, vs. Buffalo (1/25/21); Total Yards From Scrimmage — 10, vs. Buffalo (11/25/21).





RYAN RAMCZYK

71 T

HEIGHT: 6-6 • WEIGHT: 314

COLLEGE: WISCONSIN

JOINED SAINTS: D1B-17

NFL EXPERIENCE: 6

BORN: 4/22/94

NFL CAREER – A first round draft pick in 2017, this sixth-year pro started all 10 games he appeared in 2021. Ramczyk has become a stalwart at right tackle, starting all 73 games he has appeared in his first five seasons and being named to the *Associated Press* All-Pro team for three consecutive years (2018-20). He joined William Roaf as only the second Saints tackle to be named *AP* All-Pro three times. Since entering the NFL in 2017, the Saints have the fewest sacks allowed (131) in the league.

CAREER TRANSACTIONS – Activated from Reserve/COVID-19, 1/5/22; Placed on Reserve/COVID-19, 12/24/21; Signed a to a five-year contract extension, 6/30/21; Fifth-year option exercised, 3/19/20; Signed to a four-year contract, 6/21/17; Selected by New Orleans in the first round (32nd overall) of the 2017 NFL Draft.

HONORS – **2020:** *AP* second-team All-Pro. **2019:** *AP* first-team All-Pro; *PFWA* All-NFL and All-NFC. **2018:** *AP* and Pro Football Focus second-team All-Pro; Ford Tough/NFL.com Offensive Line of the week (Week 10). **2017:** *PFWA* All-Rookie.

2021 – Started all ten games he appeared in at RT, battled knee injury that forced him to miss five games and missed two more contests (Reserve/COVID-19)...Vs. Green Bay, Sept. 12, blocked for an offense that produced their highest scoring output of the season with 38 points while allowing no sacks, a career-high tying five touchdown passes from QB Jameis Winston and 171 rushing yards as a team, giving the Saints a 38-3 victory over the Packers...Blocked for an offense that totaled a season-high 405 total yards, vs N.Y. Giants, Oct. 3...At Seattle, Oct. 25, blocked for RB Alvin Kamara as he totaled 179 yards from scrimmage in the Saints' 13-10 Monday Night win...Part of a blocking effort where Saints rushed for 152 yards, helping them earn a 36-27 victory over defending Super Bowl champions, vs. Tampa Bay, Oct. 31...At Tennessee, Nov. 14, blocked for an offense that posted season-high 287 passing yards...Inactive for next five contests...Placed on Reserve/COVID-19, Dec. 24...Activated, 1/5/22...At Atlanta, 1/9/22, finished the season strong, blocking for an offense that totaled 195-rushing yards, the second-best output of the season.

2020 – Started all 16 regular season games and both postseason contests at RT, earning *AP* second-team All-Pro honors and *PFWA* All-NFL/All-NFC...Started his 50th career game vs. Green Bay, Sept. 27...Blocked for an offense that gained 138 yards rushing at Tampa Bay, Nov. 8...Blocked for an offense that gained 115 yards rushing vs. San Francisco, Nov. 15...Blocked for an offense that gained 168 yards rushing vs. Atlanta, Nov. 22...Blocked for an offense that rushed for 229 yards and four scores at Denver, Nov. 29...Blocked for an offense that rushed for over 200 yards for second consecutive week at Atlanta, Dec. 6...Blocked for an offense that

VETERANS

rushed for 264 yards and scored seven touchdowns on the ground, including an NFL record-tying six by Kamara vs. Minnesota, Dec. 25...At Carolina, 1/3/21, blocked for an offense that rushed for 157 yards. **2019** – Started all 16 regular season games and the postseason contest at right tackle, earning AP first-team All-Pro and PFWA All-NFL and All-NFC...In the season opener vs. Houston, Sept. 9, blocked for an offense that gained 510 yards of total offense...At Seattle, Sept. 22, blocked for an offense that did not allow QB Teddy Bridgewater to get sacked...Vs. Tampa Bay, Oct. 6, blocked for an offense that gained 457 yards of total offense, four passing touchdowns and didn't allow Bridgewater to get sacked...Blocked for back-to-back 100-yard rushing games from RB Latavius Murray at Chicago, Oct. 20 and vs Tampa Bay, Oct. 27....Vs. San Francisco, Dec. 9, blocked for an offense that gained 465 total net yards, six touchdowns and didn't allow QB Drew Brees to get sacked... Vs. Indianapolis, Dec. 16, blocked for a line that did not surrender a sack. **2018** – Started the first 15 regular season games and both playoff contests at RT, earning *Associated Press* second-team All-Pro honors...At New York Giants, Sept. 30, part of an offensive line that blocked for Kamara gaining a season-high 139 yards rushing and season-best three TDs...Vs. Los Angeles Rams, Nov. 4, blocked for an offense that did not surrender a sack for the second consecutive week and gained 487 total net yards...At Cincinnati, Nov. 11, blocked for an offense that did not surrender a sack for the third consecutive week and gained 509 total net yards...Vs. Philadelphia, Nov. 18, blocked for a line that didn't surrender a sack for fourth consecutive week and gained 546 total net yards...In the NFC Divisional Playoff vs. Philadelphia, 1/13/19, paved the way for the Saints rushing attack that recorded 137 yards. **2017** – Started all 16 regular season games and both postseason contests...Started at left tackle in his NFL debut in season opener at Minnesota, Sept. 11...Started at right tackle vs. New England, Sept. 17 and at Carolina, Sept. 24...Started at left tackle before moving to right tackle in second half following season-ending knee injury to Zach Strief against Miami at London's Wembley Stadium, Oct. 1, the position he would man for the remainder of the season...Blocked for back-to-back 100-yard rushing games from RB Mark Ingram II vs. Detroit, Oct. 15 and at Green Bay, Oct. 22....Part of an offense that blocked for Brees passing 23-of-28 for 299 yards vs. Chicago, Oct. 29... Opened up running lanes for 151 yards on the ground vs. Tampa Bay, Nov. 5...Part of a line that blocked for 131 yards rushing and did not allow Brees to be sacked vs. New York Jets, Dec. 17.

COLLEGE – Played only one season at Wisconsin after transferring from Wisconsin-Stevens Point in 2015, where he played his first two seasons...Started all 14 games at left tackle in 2016 in Madison on the way to consensus first-team All-American and All-Big Ten honors...Anchored an offensive line that helped the Badgers rush for 203.1 yards per game...Ranked as season's top run blocker among FBS tackles by Pro Football Focus...Allowed just one sack and eight pressures, per PFF...First-team All-Wisconsin Intercollegiate Athletic Conference and a third-team All-Region selection as a sophomore in 2014, where as a starter at left tackle, helped UWSP rank third in league in scoring offense and total offense...As a freshman in 2013, was a second-team All-WIAC selection, when he played in nine games with eight starts at left tackle and was named team's offensive freshman of the year...Initially enrolled at Division II Winona State in 2012, but did not compete...Took classes at Mid-State Technical College after leaving Winona State, before enrolling at UW-Stevens Point... Sociology major.

PERSONAL – Attended Stevens Point (Wis.) Area HS, where as a senior, was



VETERANS


named first-team All-State by the Wisconsin Football Coaches Association, AP honorable mention All-State, first-team All-Region, first-team All-Wisconsin Valley Conference, team Most Valuable Player and Offensive Player of the Year...Played in 2012 WFCA All-Star Game...Enjoys hunting, fishing and watching hockey...Chose the Jockey Being Family Foundation as his cause for the NFL's 'My Cause, My Cleats' promotion in 2021 to bring awareness to the importance of post-adoption services... Ryan Mack Ramczyk was born April 22, 1994 in Stevens Point, Wisc.

RYAN RAMCZYK

Games Played/Started: New Orleans — (2017, 16/16); (2018, 15/15); (2019, 16/16); (2020, 16/16); (10/10) Totals: 73/73

POSTSEASON

Games Played/Started: New Orleans — (2017, 2/2); (2018, 2/2); (2019, 1/1); (2020, 2/2) Totals: 7/7



MALCOLM ROACH

97
DL

HEIGHT: 6-3 • WEIGHT: 290

COLLEGE: TEXAS

JOINED SAINTS: FA-20

NFL EXPERIENCE: 3

BORN: 6/9/98

NFL CAREER – Signed as an undrafted free agent out of Texas in 2020, Roach brings speed and strength to the interior of the Saints defensive line. In his first two seasons, Roach has provided valuable depth playing in 16 games with two starts posting 26 tackles (11 solo), one interception, one pass defense, four quarterback hits and two stops for loss. Heading into the 2022 season, the Louisiana native looks to continue to make an impact on the Saints defensive line.

CAREER TRANSACTIONS – Signed by Saints to a Reserve/Future Contract, 1/12/22; Standard practice squad elevation, 1/8/22; Activated from Reserve/COVID-19, 1/1/22; Placed on Reserve/COVID-19, 12/27/21; Signed to the Saints Practice Squad, 12/9/21; Waived by Saints, 12/7/21; Activated from Injured Reserve, 12/6/21; Placed on Injured Reserve, 11/20/21; Agreed to terms with Saints, 4/27/20.

2021 – Appeared in seven games with two starts, posting ten tackles (four solo), one interception and one pass defended...Vs. Green Bay, Sept. 12, made his first career start at DT and recorded one solo tackle as packers managed only 43 yards rushing on 15 carries (2.9 avg.)...Rotated at DT and recorded two tackles (one solo) and his first career interception, at Carolina, Sept. 19, as the Panthers were held to 2.7 yards per carry on 33 rushes...At New England, Sept. 26, started at DT as New Orleans surrendered only 49 rushing yards on 17 carries...Recorded two tackles and one quarterback hit, vs. N.Y. Giants, Oct. 3...At Washington Football Team, Oct. 10, rotated at DT and recorded one solo tackle...Inactive the next three contests...At Tennessee, Nov. 14, rotated at DT and had one assisted tackle as New Orleans

surrendered only 66 yards rushing on 29 carries (2.3 avg.)...Placed on Injured Reserve with a knee injury, Nov. 20...Activated from Injured Reserve, Dec. 6...Waived, Dec. 7...Re-signed to practice squad, Dec. 9...At Atlanta, 1/9/22, rotated in at DT and recorded three tackles (one solo) with one quarterback hit. **2020** – Appeared in nine contests, posting 16 tackles (seven solo)...In season opener vs. Tampa Bay, Sept. 13, made his NFL debut, recording two solo tackles...At Las Vegas, Sept. 21, played on defense and special teams and recorded four tackles (career-high tying two solo), including one stop for loss...Vs. Green Bay, Sept. 27, recorded one assisted tackle... At Tampa Bay, Nov. 8, played on defense and special teams, making two assisted tackles...At Philadelphia, Dec. 13, played on defense and special teams and recorded two tackles (one solo)...Vs. Kansas City, Dec. 20, played on defense and special teams and recorded four tackles (one solo) to tie a career-best...Vs. Minnesota, Dec. 25, played on defense and special teams and recorded a solo tackle.

COLLEGE – A four-year defensive lineman who played in 47 career games with 23 starts at Texas...Spent time at both defensive end and linebacker...One of six Longhorns elected by their teammates as a captain for the 2019 season...Made 40 tackles, including nine tackles for a loss, three sacks, one pass breakup and blocked a kick in 2019 as a senior, when he played in 13 games and made 12 starts...In 2018 as a junior, played in nine games with three starts. Made 24 tackles (17 solo) with 1.5 stops for loss, two quarterback hurries and a pass breakup...In 2017 as sophomore, played in all 13 games while making three starts. Totaled 37 tackles with four tackles for loss, two sacks and a pass breakup... In 2016 as a true freshman, played in 12 games and made five starts. Made 33 tackles (25 solo), eight stops for loss and three sacks...Garnered honorable mention for Big 12 Defensive Freshman of the Year... Eight TFL are tied for eighth-most all-time among UT freshmen...Graduated with youth and community studies degree.

PERSONAL – Coached by his father Mike Roach Sr. at Madison Preparatory (Baton Rouge, La.) Academy...Four-time All-State selection...Participated in 2016 Offense-Defense All-American Bowl...Named 2015 first-team Louisiana Sports Writers Association 2A All-State linebacker and Louisiana Football Coaches Association first-team composite...*Baton Rouge Advocate* All-Metro Outstanding Defensive Player, and Small School MVP...No. 35 in *Times-Picayune* Nifty 50...2014 Louisiana Sports Writers Association first-team 1A All-State defensive lineman, and also a Louisiana Football Coaches Association honorable mention selection...*Advocate* All-Metro... Chosen as the NOLA.com All-Baton Rouge Small Schools Defensive Player of Year... 2013 Louisiana Sports Writers Association first-team 1A All-State DL...Attended Southern Laboratory (Baton Rouge) HS as freshman...Louisiana Sports Writers Association Honorable mention 1A All-State selection...Competed in shot put and discus...Older brother, Mike Jr. an All-SWAC safety at Grambling State University... Father was All-American LB at Southern University...Volunteers his time with the Boy Scouts in Baton Rouge when he is home...Can sing and play the piano...Born in Baton Rouge on June 9, 1998.



VETERANS

MALCOLM ROACH

Year	Team	GP	GS	Tot	TACKLES			Yds	INTERCEPTIONS					FUMBLES			
					Solo	Asst	Sk		No	Yds	Lg	TD	PD	FF	FR	Yds	
2020	New Orleans	9	0	16	7	9	0.0	0.0	0	0	0	0	0	0	0	0	0
2021	New Orleans	7	2	10	4	6	0.0	0.0	1	5	5	0	1	0	0	0	0
NFL Totals		16	2	26	11	15	0.0	0.0	1	5	5	0	1	0	0	0	0

CAREER HIGHS: Tackles — 4, at Las Vegas (9/21/20) and vs. Kansas City (12/20/20); Sacks — 0; Interceptions — 1, at Carolina (9/19/21); Passes Defensed — 1, at Carolina (9/19/21); Forced Fumbles — 0; Fumble Recoveries — 0; Special Teams Tackles — 0.

FOOTBALL



**BRADLEY
ROBY**

**21
CB**

HEIGHT: 5-11 • WEIGHT: 194
COLLEGE: OHIO STATE
JOINED SAINTS: TR-21 (HOU)
NFL EXPERIENCE: 9
BORN: 5/1/92

NFL CAREER – Acquired by the New Orleans Saints via a Week One trade after spending first five years of his career with the Denver Broncos (2014-18) and two with the Houston Texans (2019-2020), Roby contributed to the Saints secondary in 2021 and will be counted on further in 2022 after having spent an offseason and preseason with the club. He has recorded 333 tackles (297 solo), 80 passes defensed, ten interceptions, 4.0 sacks, 15 tackles for loss, eight forced fumbles, four fumble recoveries and three interceptions returned for touchdowns in 113 regular season games played with 50 starts. In six postseason contests with two starts, he has tallied 18 solo tackles, six passes defensed, an interception and one forced fumble. Roby was the third cornerback in National Football League history to total at least 300 tackles in their first 45 games started. In 2016, joined Marcus Peters, Stephon Gilmore and Erik Harris as the only players to record multiple interceptions returned for TDs of more than 50 yards in a season since 2015.

HONORS – **2016:** Week 7 AFC Defensive Player of the Week.

CAREER TRANSACTIONS – Acquired from Houston in exchange for a 2022 third round draft pick and future considerations in 2023, 9/9/21. Re-signed by the Texans to three-year contract, 3/18/20; Signed by Texans to a one-year contract (UFA-Den.), 3/13/19; Broncos exercise fifth-year option on rookie contract, 4/18/17; Signed by the Broncos to a four-year contract, 8/10/14; Originally selected by Denver in the first round (31st overall) of the 2014 NFL Draft.

2021 – Played in 14 games with one start for New Orleans and recorded 23 tackles (19 solo), one sack, one interception and five passes defensed...In Saints debut at Carolina, Sept. 19, posted two tackles and one sack...Recorded his first pick as a Saint to go with a season-high eight tackles, vs. Buffalo, Nov. 25. **2020** – Started ten games with the Houston Texans and notched 37 tackles (33 solo), two stops for

loss, an interception, seven passes defended and one fumble recovery...Recorded two solo tackles and one pass defended at Pittsburgh, Sept. 27 to become the sixth defensive back in the NFL with a pass defended and stop for loss in each of the past four seasons...Logged seven tackles (six solo) and two passes defended vs. Minnesota, Oct. 4...Recorded seven tackles (six solo), two passes defended and an interception, becoming the fourth player in the National Football League with an interception in each of the last seven seasons at Tennessee, Oct. 18...Notched five tackles (four solo), a pass defense and a stop for loss vs. New England, Nov. 22, marking his seventh career game with at least one stop for loss and a pass defended...Registered a pass defense and his first fumble recovery since 2017 at Detroit, Nov. 26. **2019** – Started all ten games he played in his first season with the Houston Texans and amassed 38 tackles (35 solo), two tackles for loss, one sack, a quarterback hit, two interceptions (one returned for a touchdown), eight passes defended and one forced fumble. Started both postseason contests and posted 11 solo tackles and two passes defended...Tied for the team lead with nine tackles (eight solo), tying single-game career-high in the season opener at New Orleans, Sept. 9. Nine tackles were the most he had posted since Week Nine of 2016...Tallied seven total tackles (six solo), one pass defense and one forced fumble vs. Atlanta, Oct. 6...Vs. New England, Dec. 1, finished with four tackles (three solo), one sack, an interception, one tackle for loss, one quarterback hit and one pass defended. Posted one sack and one pick in same game for the first time in his National Football League career, becoming the seventh defensive back to do so on the season and the ninth Texans player in team history to accomplish the feat; Finished with one tackle (one solo) and two passes defended, marking his first game with multiple passes defended on the season...Finished with four solo tackles, an interception returned for a touchdown and two passes defended at Tampa Bay, Dec. 21. Registered second game with multiple passes defended (Week Six at Kansas City) and the 18th of career, 11th in the National Football League since 2014. Notched his first pick-six since Week 13 of 2016 at Jacksonville, the third of his career...Set a new postseason single-game career-high in tackles and solo stops, posting seven solo tackles and two passes defended in AFC Wild Card Playoff win over Buffalo, 1/4/20...Registered second career postseason contest with multiple passes defended (Super Bowl 50). Tied for third on the team with four tackles (four solo) in the AFC Divisional Playoff loss at Kansas City, 1/12/20. **2018** – Wrapped up his final season with the Denver Broncos with 50 tackles (45 solo), 12 passes defended, two forced fumbles, one interception and one stop for a loss in 15 games played and started...Recorded two solo tackles, an interception and a career-high four passes defended at Arizona, Oct. 18...Matched a season-high with six tackles (five solo) at Kansas City, Oct. 28...Set a season-high with six solo tackles, one pass defended and one forced fumble vs. Pittsburgh, Nov. 25...Registered five tackles (four solo) and one pass defense vs. Cleveland, Dec. 15. **2017** – Registered 42 tackles (35 solo), a career-high 17 passes defended, an interception, one stop for loss, one forced fumble and one fumble recovery in 16 games with four starts...Finished with five tackles (three solo), one pick and two passes defended vs. San Diego, Sept. 11...Notched five solo tackles and one pass defense at Philadelphia, Nov. 5...Tallied four tackles (three solo), one forced fumble, one fumble recovery and season-high three passes defended at Miami, Dec. 3. **2016** – Recorded 39 tackles (34 solo), eight passes defended, one sack, a forced fumble and two picks returned for touchdowns; Joined Peters as the only players to record multiple picks returned for touchdowns of more than 50 yards in same season since joining the National Football League in 2014...Earned AFC Defensive Player of the Week after recording seven tackles (four solo), two passes defended and a pick returned for a touchdown vs. San Diego, Oct. 30...Set a career-high with nine tackles (eight solo) and a sack at Oakland, Nov. 6...Tallied two solo tackles, a forced fumble and two passes defended at Saints, Nov. 13...Amassed three solo tackles, two passes defended and a pick returned for



VETERANS

a touchdown at Jacksonville, Dec. 4. **2015** – Finished with 40 tackles, ten passes defended, a 19-yard interception return, one stop for loss, one forced fumble and one fumble recovery for Denver. Made five solo tackles, three passes defended and a forced fumble in three playoff games, helping Broncos capture Super Bowl 50...Tallied two solo tackles, a pick and a pass defense at Detroit, Sept. 27...Matched season-high with five solo tackles, a forced fumble and a pass defense vs. Minnesota, Oct. 4... Notched four solo tackles, one stop for loss and one pass defense in overtime victory vs. Cincinnati, Dec. 28...Recorded three solo tackles and a forced fumble in AFC Wild Card Playoff victory vs. Pittsburgh, 1/17/16...Finished with two solo tackles and three passes defended vs. Carolina in Super Bowl win. **2014** – Played in 16 regular season games (two starts) and played in AFC Divisional playoff and registered career-high 64 tackles (62 solo), 13 passes defended, five stops for loss, two forced fumbles, one fumble recovery, one sack, one special teams stop and one coverage fumble recovery. Tied for second-most tackles (64) and passes defended (13) among rookie CBs... Made seven solo tackles, season-high three passes defended and a fumble recovery vs. Indianapolis, Sept. 7...Notched six solo tackles and two stops for loss vs. Kansas City, Sept. 16...Finished with three solo tackles, one sack, one quarterback hit, one stop for loss and two passes defended at Jets, Oct. 12...Tallied two solo tackles, a forced fumble, two passes defended and first-career pick on Tom Brady at Patriots, Nov. 2...Registered four solo tackles, two passes defended, a stop for loss and a pick at Raiders, Nov. 9...Finished with season-high nine solo tackles, a stop for loss and a forced fumble vs. Buffalo, Dec. 7...Recorded two solo tackles and first postseason pick in Divisional Playoff vs. Colts, 1/11/15.

COLLEGE – Played three seasons (2011-13) at Ohio State after redshirting in 2010. Started all 37 games. Tallied 44 passes defended and eight interceptions, including two interceptions returned for touchdowns. Returned two blocked punts for TDs and a recovered fumble for a TD; 2013 first-team All-Big Ten, when he finished with 69 tackles (54 solo), three picks and 16 passes defended. Named second-team All-America and first team all-Big Ten in 2012. Led nation and tied school record with 19 passes defended as redshirt sophomore. Finished as only player in the country to score touchdowns three different ways (interception, fumble recovery, blocked punt). Earned the Buckeyes' first-year Defensive Player Award after tying for team lead with three interceptions as a redshirt freshman...Communications major.

PERSONAL – Attended Peachtree Ridge (Suwanee, Ga.) HS...Received All-Gwinnett County accolades following his senior year in 2009...In 2016, as a member of the Broncos, joined PBA star Sean Rash and Mike Dobbny, the world record holder for the longest drive, as a host for the Smile Generation Strikes for Kids Golf Par-Tee at Topgolf to support Big Brothers & Big Sisters of Denver.



BRADLEY ROBY

Year	Team	GP	GS	Tot	TACKLES			Yds	INTERCEPTIONS				FUMBLES			
					Solo	Asst	Sk		No Yds	Lg	TD	PD	FF	FR	Yds	
2014	Denver	16	2	64	62	2	1.0	3.0	2	0	0	0	13	2	1	0
2015	Denver	16	4	40	34	6	0.0	0.0	1	19	19	0	10	1	1	0
2016	Denver	16	4	39	34	5	1.0	0.0	2	102	51t	2	8	1	0	0
2017	Denver	16	4	42	35	7	1.0	0.0	1	0	0	0	17	1	1	0
2018	Denver	15	15	50	45	5	0.0	0.0	1	0	0	0	12	2	0	0
2019	Houston	10	10	38	35	3	1.0	10.0	2	49	27t	1	8	1	0	0
2020	Houston	10	10	37	33	4	0.0	0.0	1	0	0	0	7	0	1	0
2021	New Orleans	14	1	23	19	4	1.0	7.0	1	2	2	0	5	0	0	0
NFL totals		113	50	333	297	36	5.0	20.0	12	172	51t	3	80	8	4	0
Saints totals		14	1	23	19	4	1.0	7.0	1	2	2	0	5	0	0	0

ADDITIONAL STATISTICS: Special Teams Tackles — (2014, 1) Total: 1; Special Teams Fumble Recoveries — (2014, 1) Total: 1.

CAREER HIGHS: Tackles — 9 (3x), last at New Orleans (9/9/19); Solo Tackles — 9, vs. Buffalo (12/7/14); Sacks — 1 (5x), last at Carolina (9/19/21); Interceptions — 1 (12x), last vs. Buffalo (11/25/21); Int. Ret. for TD — 1 (3x), last at Tampa Bay (12/21/19); Passes Defensed — 4, at Arizona (10/18/18); Forced Fumbles — 1 (8x), last vs. Atlanta (10/6/19); Fumble Recoveries — 1 (4x), last at Detroit (11/26/20); Special Teams Tackles — 1, at Kansas City (11/30/14).

POSTSEASON

Year	Team	GP	GS	Tot	TACKLES			Yds	INTERCEPTIONS				FUMBLES			
					Solo	Asst	Sk		No Yds	Lg	TD	PD	FF	FR	Yds	
2014	Denver	1	0	2	2	0	0.0	0.0	1	2	2	0	1	0	0	0
2015	Denver	3	0	5	5	0	0.0	0.0	0	0	-	-	3	1	0	0
2020	Houston	2	2	11	11	0	0.0	0.0	0	0	-	-	2	0	0	0
NFL totals		6	2	18	18	0	0.0	0.0	1	2	2	0	6	1	0	0

POSTSEASON CAREER HIGHS: Tackles — 7, vs. Buffalo (1/4/20); Solo Tackles — 7, vs. Buffalo (1/4/20); Interceptions — 1, vs. Indianapolis (1/11/15); Int. Ret. for TD — 0; Passes Defensed — 3, vs. Carolina (2/7/16); Forced Fumbles — 1, vs. Pittsburgh (1/17/16).



CESAR RUIZ

51
C/G

HEIGHT: 6-4 • WEIGHT: 316

COLLEGE: MICHIGAN

JOINED SAINTS: D1-2020

NFL EXPERIENCE: 3

BORN: 6/14/99

NFL CAREER – An incredibly athletic and intelligent lineman, Ruiz overcame a training camp injury to be plugged in almost immediately to see regular snaps for the Saints after being selected in the first round of the 2020 NFL Draft, playing in 15 games with nine starts at right guard as a rookie. In 2021, he was the only offensive player on the club to open all 17 contests. The former Michigan standout has the flexibility to play all three interior positions, opening games at both right guard and center in 2021.

CAREER TRANSACTIONS – Signed, 7/27/20; Selected in the first round (24th overall) of the 2020 NFL Draft.

2021 – Only offensive player on the Saints to open all 17 contests. After starting the



VETERANS

Week One season-opening win over Green Bay at right guard, moved to center for the next four contests due to Erik McCoy's injury, before returning to right guard for the final 12 games. **2020** – Played in 15 games with nine starts at right guard and opened both postseason contests...Started vs. Atlanta, blocking for an offense that gained 168 yards rushing...Started at Denver, Nov. 29, and blocked for an offense that rushed for 229 yards and four TDs...Started vs. Minnesota, Dec. 25, for an offense that rushed for a season-high 264 yards and club-record seven TDs, including an NFL record-tying six by RB Alvin Kamara.

COLLEGE – Started his final 31 games at Michigan during a 36 game career – five at right guard and the final 26 at center...Opened all 13 games in 2019 and was selected second-team All-Big Ten by conference coaches...In 2018, earned All-Big Ten third-team (coaches), starting all 13 games at center...In 2017, played in ten games and made five starts at right guard...Majored in Afro-American and African studies.

PERSONAL - Attended IMG (Bradenton, Fla.) Academy, where he helped lead his team to undefeated seasons in both 2015 and 2016...As a senior in 2016, anchored an IMG offensive line that helped the IMG offense produce 2,000 yards through the air and 1,879 yards on the ground in 11 games...Played in the 2017 Under Armour All-American Game...ESPN four-star recruit, ranked No. 69 nationally and the No. 1 center...Attended the 2016 "Opening" Nike Camp in Beaverton, Or....Transferred to IMG from Camden (N.J.) High School, where he spent his first two years.

CESAR RUIZ

Games Played/Started: New Orleans — (2020, 15/6); (2021, 17/17) Totals: 32/23

POSTSEASON

Games Played/Started: New Orleans — (2020, 2/2) Totals: 2/2



TRE'QUAN SMITH

10 WR

HEIGHT: 6-2 • WEIGHT: 210

COLLEGE: CENTRAL FLORIDA

JOINED SAINTS: D3-18

NFL EXPERIENCE: 5

BORN: 1/7/96

NFL CAREER – Smith enters 2022 having previously appeared in 51 career regular season games with 29 starts, recording 112 receptions for 1,486 yards with 17 receiving touchdowns in his first four NFL seasons, along with five grabs for 110 yards (22.0 avg.) with two touchdowns in four postseason contests with two starts. Smith's 17 touchdown receptions to rank second on the club since entering the NFL as a third round draft pick in 2018.

CAREER TRANSACTIONS – Agreed to terms on a two-year contract, 3/30/21; Activated from Injured Reserve, 10/25/21; Placed on Injured Reserve, 9/10/21; Activated from Injured Reserve, 1/16/21; Placed on Injured Reserve, 12/24/20; Signed to a four-

year contract, 5/21/18; Selected by the New Orleans Saints in the third round (91st overall) of the 2018 NFL Draft.

HONORS – 2018: Pepsi NFL Rookie of the Week (Week 11)

2021 – Played in 11 games with six starts, recording 32 receptions for 377 yards and three touchdowns...Spent first five games on Injured Reserve (hamstring)... At Seattle, Oct. 25, made season debut and caught one 11-yard pass...Vs. Tampa Bay, Oct. 31, caught three passes for 33 yards and his first touchdown of season...Vs. Atlanta, Nov. 7, had three catches for 53 yards (17.7 avg.)...At Tennessee, Nov. 14, made first start of the season and finished with four receptions for 44 yards and a TD... At Philadelphia, Nov. 21, started 25th career game and had season-high five catches for 64 yards...Vs. Buffalo, Nov. 25, caught four passes for 31 yards, reaching 100 career receptions...At N.Y. Jets, Dec. 12., started and caught three passes for 33 yards...At Atlanta 1/9/22, started and led the team in receiving, finishing with five catches for 76 yards and one touchdown. **2020** – Played in 14 regular season games with ten starts, recording career-highs in both receptions (34) and receiving yards (448) and added four touchdowns...Caught five passes for 86 yards at Las Vegas, Sept. 21...Gained 42 yards on four receptions vs. Green Bay, Sept. 27...Caught four passes for 54 yards and tied a career-high with two touchdown grabs in win at Detroit, Oct. 4...Recorded four receptions for 54 yards in victory vs. Carolina, Oct. 25...Caught five passes for 43 yards in overtime victory at Chicago, Nov. 1...Caught a 14-yard TD in victory at Tampa Bay, Nov. 8...Caught three passes for 42 yards with one touchdown, at Atlanta, Dec. 6...Caught three passes for 60 yards at Philadelphia, Dec. 13...Returned to action from Injured Reserve for NFC Divisional Playoff vs. Tampa Bay, 1/17/21 and recorded the first two postseason touchdown receptions of his career, his first a 56-yard scoring grab from QB Jameis Winston and later, the final touchdown pass of QB Drew Brees' National Football League career, finishing with three grabs for 85 yards. **2019** – Played in 11 games with six starts and was declared inactive for five games (ankle)...Had 18 receptions for 234 yards (13.0 avg.) and five touchdowns...Started in season opener vs. Houston, Sept. 9 and recorded two receptions for 26 yards with one touchdown...Posted three receptions for 49 yards at L.A. Rams, Sept. 15...Hauled in 13-yard touchdown vs. Carolina, Nov. 24...Caught two passes for 29 yards with one touchdown vs. San Francisco, Dec. 8...Grabbed a 21-yard touchdown vs. Indianapolis, Dec. 26...Hauled in five receptions for 56 yards and one touchdown in regular season finale at Carolina, Dec. 29. **2018** – In his rookie season, saw action in 15 games with seven starts and totaled 28 receptions for 427 yards (15.3 avg.) and five touchdowns...Inactive for contest vs. Atlanta, Nov. 22 (foot)...Played in his first-career game in regular season opener vs. Tampa Bay, Sept. 9...Started his first career game and caught a pass for an 18-yard gain vs. Cleveland, Sept. 1...In Week five Monday night win vs. Washington, Oct. 8, started and scored first career touchdown on a 62-yard pass from Brees to make him NFL's all-time passing yardage leader, finishing with three receptions for 111 yards (37.0 avg.) and two scores...In Week seven win at Baltimore, Oct. 21, started and recorded 44 yards on three catches...Caught a team-high ten passes for a club-best 157 yards (15.7 avg.) and a touchdown, vs. Philadelphia, Nov. 18, as he earned Pepsi NFL Rookie of the Week...In regular season finale vs. Carolina, Dec. 30, caught three passes for 30 yards and a TD...In postseason debut in NFC Divisional Playoff vs. Philadelphia, 1/13/19, recorded a 15-yard catch and a five-yard rush...In NFC Championship vs. L.A. Rams, 1/20/19, caught a pass for a gain of ten yards.

COLLEGE – Emerging as one of the UCF's top offensive weapons from 2015-17, Smith caught 168 passes for 2,748 yards (16.4 avg.) with 22 touchdowns...For the 13-0 Knights in 2017, started all 13 games he played in and hauled in 54 receptions for 1,082



VETERANS

yards (19.9 avg.) and 13 TDs, his first 1,000-yard receiving season...AAC All-Academic and first-team All-Conference selection...20 plays of 20 yards or more, including seven TD grabs...Carried five times for 23 yards and a TD...Started all 13 games in 2016 and led team with 57 receptions for 853 yards and five TDs. Passed 100 yards four times. Second on team with 12 plays of 20 or more yards...League coaches voted him as 2015 AAC Rookie of the Year...Phil Steele All-AAC third-team...First freshman in UCF history to lead team in receptions and receiving yards...Boasted 52 receptions for 724 yards (13.9 avg.) and four TDs...Set UCF freshman records for receptions and receiving yards with three 100-yard receiving games...Redshirted as a freshman in 2014 and earned a spot on AAC All-Academic Team...Graduated in 2017 with a degree in interdisciplinary studies, attaining conference All-Academic honors.

PERSONAL – WR and DB at Village Academy (Delray Beach, Fla.) HS...Earned a spot on the *Palm Beach Post* All-Area first-team (small schools) in 2012 and 2013, when Village Academy reached 2012 and 2013 FHSAA 2A regional semifinals...Posted 30 catches for 674 yards, had 429 rushing yards with 14 overall touchdowns and intercepted three passes as a senior...Collected 41 receptions for 1,086 yards and 12 TDs as a junior when he was on the All-State second-team, also posting seven interceptions with two returned for TDs...*Sun-Sentinel* No. 4 Palm Beach County prospect...Named 2012 FloridaHSFootball.com Class 2A Underclassman MVP of the Year...Basketball second-team all-area (small schools) pick as junior forward, averaging 15 points and 14 rebounds per game...Honorable-mention all-area in the 400M in track and field, claiming the district championship and was a state semifinalist (time of 51.70 seconds)...Began playing football as a junior, picking up two letters, and earned three in basketball and two in track and field...Honor roll member his final two years...Participated in 2019 Saints Hall of Fame Golf Tournament...Has hosted a youth football camp in his hometown... Born on January 7, 1996 in Boynton Beach, Fl.

TRE'QUAN SMITH

Year	Team	GP	GS	RECEIVING				
				No	Yds	Avg	Lg	TD
2018	New Orleans	15	7	28	427	15.3	62t	5
2019	New Orleans	11	6	18	234	13.0	32	5
2020	New Orleans	14	10	34	448	13.2	31	4
2021	New Orleans	11	6	32	377	11.8	34	3
NFL Totals		51	29	112	1,486	13.3	62t	17

ADDITIONAL STATISTICS: Rush Attempts — One three-yard rush in 2020.


CAREER HIGHS: Receptions — 10, vs. Philadelphia (11/18/18); Receiving Yards — 157, vs. Philadelphia (11/18/18); Long Reception — 62t, vs. Washington (10/8/18); Receiving TDs — 2 (2x), vs. Washington (10/8/18) and at Detroit (10/4/20).

POSTSEASON

Year	Team	GP	GS	RECEIVING				
				No	Yds	Avg	Lg	TD
2018	New Orleans	2	1	2	25	12.5	15	0
2019	New Orleans	1	0	0	0	-	-	0
2020	New Orleans	1	1	3	85	28.3	56	2
NFL Totals		4	2	5	110	22.0	56t	2

POSTSEASON ADDITIONAL STATISTICS: Rush Attempts — One five-yard rush in 2018.

CAREER HIGHS: Receptions — 3, vs. Tampa Bay (1/17/21); Receiving Yards — 85, vs. Tampa Bay (1/17/21); Long Reception — 56t, vs. Tampa Bay (1/17/21); Receiving TDs — 2, vs. Tampa Bay (1/17/21).



DANIEL SORENSON

25 S

HEIGHT: 6-2 • WEIGHT: 206
 COLLEGE: BRIGHAM YOUNG
 JOINED SAINTS: UFA-22 (KC)
 NFL EXPERIENCE: 9
 BORN: 3/5/90

NFL CAREER – This smart, versatile veteran safety brings experience and a wealth of knowledge to the New Orleans secondary. Originally signed by Kansas City as an undrafted free agent out of Brigham Young in 2014, Sorensen has recorded 12 interceptions over the past six seasons with the Chiefs, four returned for touchdowns. Overall for his career, he has appeared in 111 games with 39 starts posting 378 tackles (288 solo), 4.5 sacks, 33 passes defended, four forced fumbles, four fumble recoveries, 29 special teams stops, one coverage fumble recovery and one blocked field goal.

CAREER TRANSACTIONS – Agreed to terms on a one-year contract with New Orleans Saints (UFA-KC), 3/25/22; Re-signed by Kansas City Chiefs to a one-year contract, 3/29/21; Activated from Injured Reserve by Kansas City, 11/6/18; Placed by Kansas City on Injured Reserve, 9/2/18; Re-signed by Kansas City to a four-year contract, 3/13/17; Re-signed by Kansas City, 4/8/16; Signed by Kansas City to active roster from practice squad, 11/1/14; Signed to Kansas City practice squad, 9/11/14; Waived by Kansas City, 9/9/14; Signed by Kansas City as an undrafted free agent, 5/12/14.

2021 – Played in all 17 regular season games with seven starts...Finished season with 51 tackles (40 solo), one sack and two interceptions, one returned 75 yards for a touchdown...Added eight passes defended...Key contributor on a defense that finished eighth in the NFL in opponent points per game (21.4)...Recorded seven tackles vs. LA Chargers, Sept. 26...Had career-high nine solo stops at Philadelphia, Oct. 3...Recorded one interception at Las Vegas, Nov. 14...Returned an interception a career-long 75 yards for a touchdown vs. Denver, Dec. 5...Tallied two tackles in overtime victory at LA Chargers, Dec. 17...Posted 14 tackles (eight solo) in three playoff games...Tallied nine tackles in AFC Divisional Playoff game victory vs. Buffalo, 1/23/22. **2020** – Played in 15 regular season games with 11 starts for Kansas City...Led Chiefs with career-high 91 tackles (68 solo). Ranked second on the team with three interceptions, one returned 50 yards for a touchdown. Also tallied five passes defended and two forced fumbles...Key contributor on defense that finished tied for fifth in the NFL with 16 interceptions and tenth in league in opponent points per game (22.6)...At New England, Oct. 5, made six tackles in Chiefs win...At Denver, Oct. 25, picked off Broncos quarterback Drew Lock in the second quarter and returned it 50 yards for a TD and also forced a fumble...At Las Vegas, Nov. 22, had a 13-yard interception return...at Miami, Dec. 11, finished with seven tackles...At New Orleans, Dec. 20, recorded four tackles and a season-high two passes defended...Vs. Atlanta, Dec.



VETERANS

27, tallied seven solo tackles...Started all three postseason contests and recorded 12 tackles. **2019** – Played in all 16 regular season games with three starts and started all three postseason contests for Super Bowl champions...Recorded 52 tackles (39 solo), two interceptions, four passes defended and five special teams tackles...Key member of unit that finished seventh in the National Football League in scoring defense, surrendering only 19.3 points per game...Part of defense that helped Kansas City finish tied for fifth in the league in interceptions (16)...Started at free safety in all three postseason contests and recorded 22 tackles (14 solo), one forced fumble, a pass defense and one special teams stop...Made two solo tackles and one coverage stop, vs. Baltimore, Sept. 22...Vs. Minnesota, Nov. 3, finished with four tackles (two solo)...At LA Chargers, Nov. 18, picked off a pass by Chargers quarterback Philip Rivers with 24 seconds left in fourth quarter to seal a crucial 24-17 Monday Night Football victory...In 40-9 win vs. Oakland, Dec. 1, recorded four solo tackles and a pass defense...At New England, Dec. 8, recorded two tackles...Vs. Denver, Dec. 15, recorded two solo tackles...At Chicago, Dec. 22, recorded four solo tackles and one special teams stop...In regular season finale vs. LA Chargers, Dec. 29, picked off Rivers with 1:06 left in the contest to seal 31-21 victory...In AFC Championship vs. Tennessee, 1/19/20, ranked second on the team with eight tackles and one pass defended. **2018** – Played in seven regular season games with three starts, missing the season's first nine games on Injured Reserve...Compiled 14 tackles (seven solo), a 54-yard interception return for a touchdown, two passes defended and a forced fumble...Started both postseason contests and posted 17 tackles (12 solo), a 24-yard interception return and a pass defended...Logged 14 tackles (11 solo), a 24-yard interception return and one pass defense in the NFC Championship game loss vs. New England, 1/20/19...Made his season debut vs. Arizona, Nov. 11 after spending the first two months on Injured Reserve, and posted six tackles...At LA Rams, Nov. 19, posted two solo tackles...At Oakland, Dec. 2, recovered a fumble by Raiders running back Jalen Richard...Vs. Baltimore, Dec. 9, received first start of season and finished with three tackles in 27-24 overtime victory...Vs. Raiders, Dec. 30, picked off a pass by Oakland quarterback Derek Carr and returned it 54 yards for a touchdown. **2017** – Played in 15 regular season games with 14 starts for Chiefs...Led defense with a team-high 88 tackles (66 solo), 1.5 sacks, one three-yard interception return, six passes defended and one special teams tackle...In one postseason start, chipped in three stops. **2016** – Played in all 16 games with one start for Kansas City...Finished season with 54 tackles (47 solo), three interceptions, one brought back 48 yards for a touchdown, six passes defended, two forced fumbles, two fumble recoveries and a career-high nine special teams stops...Part of defense that finished seventh in the National Football League in scoring defense...Grabbed an interception and added two tackles and two special teams stops vs. NY Jets, Sept. 25...Vs. New Orleans, Oct. 23, picked off a Drew Brees pass he returned 48 yards for a TD...Picked off a Rivers pass in season finale at San Diego, 1/1/17. **2015** – Played in all 16 regular season games for the first time in his career and posted 16 tackles, one sack, two passes defended, seven special teams stops and blocked field goal against Cleveland in Week 16. **2014** – Played in nine games as a rookie and recorded seven special teams stops.

COLLEGE – Four-year letterwinner at BYU...Played in 51 games, recording 211 tackles (122 solo), 1.0 sack (-9 yards), eight interceptions returned for 81 yards and one touchdown, a school-record 23 passes defended, two forced fumbles and two

VETERANS

fumble recoveries...Named a team captain and earned first-team Phil Steele All-Independent honors as a senior...Missed the 2009-10 collegiate seasons when he served in the Costa Rica San Joe Mission...Business major.

PERSONAL – Prepped at Colton (Calif.) HS where he earned first-team All-Conference honors playing both defense and offense...Also served as the team's punter at Colton and had 17 punts, averaging 47.78 yards per punt his senior year to earn him first-team All-League...Older brother, Brad, played QB at Southern Utah and was drafted in the seventh round by the San Diego Chargers in 2013...Born March 5, 1990, in Riverside, Calif.

DANIEL SORENSON

Year	Team	GP	GS	Tot	TACKLES			Yds	INTERCEPTIONS				FUMBLES			
					Solo	Asst	Sk		No	Yds	Lg	TD	PD	FF	FR	Yds
2014	Kansas City	9	0	0	0	0	0.0	0.0	0	0	0	0	0	0	0	0
2015	Kansas City	16	0	16	14	2	1.0	7.0	0	0	0	0	2	0	0	0
2016	Kansas City	16	1	54	47	7	1.0	8.0	3	48	48t	1	6	2	2	56
2017	Kansas City	15	14	88	66	22	1.5	14.0	1	3	3	0	6	0	0	0
2018	Kansas City	7	3	26	14	12	0.0	0.0	1	54	54t	1	2	0	1	0
2019	Kansas City	16	3	52	39	13	0.0	0.0	2	6	6	0	4	0	0	0
2020	Kansas City	15	11	91	68	23	0.0	0.0	3	67	50t	1	5	2	0	0
2021	Kansas City	17	7	51	40	11	1.0	9.0	2	75	75t	1	8	0	0	0
NFL totals		111	41	378	288	90	4.5	38.0	12	253	75t	4	33	4	3	56

ADDITIONAL STATISTICS: Special Teams Tackles — (2014, 7); (2015, 7); (2016, 9); 2017, 1); (2019, 5); **Total: 29;** Special Teams Fumble Recoveries — (2016, 1) **Total: 1;** **Total: 29;** Blocked Field Goals — (2015, 1) **Total: 1.**

CAREER HIGHS: Tackles — 11, last at New York Jets (12/3/17); Tackles — 9, at Philadelphia (10/3/21); Sacks — 1 (4x), last at Baltimore (9/19/21); Interceptions — 1 (12x), last vs. Denver (12/5/21); Int. Ret. for TD — 1 (4x), last vs. Denver (12/5/21); Passes Defensed — 2 (6x), last at Los Angeles Chargers (12/12/21); Forced Fumbles — 1 (4x), last vs. Carolina (11/8/20); Fumble Recoveries — 1 (3x), last at Oakland (12/2/18); Special Teams Tackles — 1 (2x), last at Detroit (9/29/19).

POSTSEASON

Year	Team	GP	GS	Tot	TACKLES			Yds	INTERCEPTIONS				FUMBLES			
					Solo	Asst	Sk		No	Yds	Lg	TD	PD	FF	FR	Yds
2015	Kansas City	2	0	1	0	1	0.0	0.0	0	0	-	-	0	0	0	0
2016	Kansas City	1	1	2	1	1	0.0	0.0	0	0	-	-	0	0	0	0
2017	Kansas City	1	1	3	2	1	0.0	0.0	0	0	-	-	0	0	0	0
2018	Kansas City	2	2	17	12	5	0.0	0.0	1	24	24	0	1	0	0	0
2019	Kansas City	3	3	22	14	8	0.0	0.0	0	0	-	-	1	0	0	0
2020	Kansas City	3	3	18	12	6	0.0	0.0	0	0	-	-	0	1	0	0
2021	Kansas City	3	0	14	8	6	0.0	0.0	0	0	-	-	0	0	0	0
NFL totals		15	10	77	49	28	0.0	0.0	1	24	24	0	2	1	0	0

ADDITIONAL POSTSEASON STATISTICS: Special Teams Tackles — (2019, 1); **Total: 1;** Special Teams Forced Fumbles — (2019, 1) **Total: 1.**

POSTSEASON CAREER HIGHS: Tackles — 14, vs. New England (1/20/19); Solo Tackles — 11, vs. New England (1/20/19); Interceptions — 1, vs. New England (1/20/19); Int. Ret. for TD — 0; Passes Defensed — 1 (2x), last vs. Tennessee (1/19/20); Forced Fumbles — 1, vs. Cleveland (1/17/21).

FOOTBALL





KENTAVIUS STREET

69 DT

HEIGHT: 6-2 • WEIGHT: 287
 COLLEGE: NORTH CAROLINA STATE
 JOINED SAINTS: FA-22
 NFL EXPERIENCE: 4
 BORN: 5/8/96

NFL CAREER – Signed with New Orleans at the start of the offseason, this fourth-year defensive lineman brings positional versatility to a formidable Saints defensive front. Originally a fourth round draft selection in the 2018 NFL Draft (128th overall) out of North Carolina State by San Francisco, Street enjoyed his most productive campaign in 2021. He appeared in all 17 regular season games with two starts, posting career-highs across the board; 27 tackles (15 solo), three sacks, six tackles for loss and one forced fumble, adding two more solo stops in three postseason contests as San Francisco advanced to the NFC Championship Game. Overall, the Greenville, N.C. native has appeared in 35 career regular season games with four starts for the 49ers, posting career totals of 41 tackles (23 solo), three sacks for a loss of 17 yards and one forced fumble.

CAREER TRANSACTIONS – Agreed to terms with the Saints, 3/18/22; Placed by the 49ers on Injured Reserve, 1/10/20; Activated by the 49ers from Injured Reserve, 12/14/19; Placed by the 49ers on Injured Reserve, 9/1/19; Placed by the 49ers on Reserve/Non-Football Injury, 9/1/18; Signed by the 49ers to a four-year contract, 5/7/18; Selected by the 49ers in the fourth round (128th overall) of the 2018 NFL Draft.

2021 – Played in all 17 regular season games in final season with San Francisco with two starts in 2021 and posted career-highs in all statistical categories as he made 27 tackles, three sacks and one forced fumble for the National Football League's third-ranked defense, adding two more solo stops in three postseason contests as the 49ers advanced to the NFC Championship Game...In the opener at Detroit, Sept. 12, started and posted three tackles (one solo) and first career sack...At Philadelphia, Sept. 19, posted a career-high four tackles (one solo) and a stop for loss...Made three tackles (one solo) and one stop for loss, vs Green Bay, Sept. 26...Vs. Indianapolis, Oct. 24, started and tied career-high with four tackles (career-high three solo) and one sack for a three-yard loss...Tied career-high with three solo tackles and one sack for a four-yard loss, at Tennessee, Dec. 23...In regular season finale, at L.A. Rams, 1/9/22, made a solo tackle...In Wild Card round at Dallas, 1/22/22, made a solo tackle...Made a solo tackle in NFC Divisional Playoff game at Green Bay, 1/30/22.

2020 – Appeared in 15 games for San Francisco with two starts and recorded ten tackles...Vs. Philadelphia, Oct. 4, registered one solo tackle...Posted two solo tackles, vs. Miami Oct. 11...At New England, Oct. 25, recorded one tackle...Posted one tackle, at New Orleans, Nov. 15...At L.A. Rams, Nov. 29, made two tackles (one solo) and one tackle for loss...Made his first career start at DT and posted one tackle at Arizona, Dec. 26...Vs. Seattle, 1/3/21, started at DT and registered three tackles

(one solo). **2019** – After being activated from Injured Reserve, Dec. 14, appeared in three games and registered four tackles...Made his NFL debut vs Atlanta, Dec. 15, posting his first career tackle...Vs. L.A. Rams, Dec. 21, made a career-high three solo tackles and one tackle for loss. **2018** – Spent the entire season on the Reserve/Non-Football Injury List.

COLLEGE – As a four-year letterman at North Carolina State, Street played for New Orleans co-defensive coordinator/defensive line coach Ryan Nielsen, who tutored the Wolfpack defensive line. Street was a part of a defensive line, where all four starters were drafted (in 2018 for the first time since 2013 (Louisiana State), joining Bradley Chubb (Denver Broncos-5th overall), B.J. Hill (New York Giants-69th overall) and Justin Jones (Los Angeles Chargers (84th overall)). He played in 51 career games (35 starts) and registered 123 tackles, 19.5 tackles for loss, 9.5 sacks, two forced fumbles, two fumble recoveries and six passes defended...In 2017, started all 13 games and tallied 38 tackles, 6.5 tackles for loss, 3.5 sacks, one forced fumble, one fumble recovery and two passes defended. As junior, played in 13 games (12 starts) and notched 31 tackles, nine stops for loss, 5.5 sacks, a fumble recovery and a pass defense. In 2015, played in 13 games (10 starts) and recorded 31 tackles, three stops for loss, 0.5 sack, a forced fumble and two passes defended. As freshman, played in 12 games and registered 23 tackles, a stop for loss and a pass defense...Graduated with a sociology degree.

PERSONAL – Attended Rose (Greenville, N.C.) HS, playing DE/TE, helping team to a 12-3 record and the semifinals of the North Carolina 4A state playoffs as senior, where in two seasons, posted 185 tackles and 35.5 stops for loss....Attended Douglas Coffee County (Ga.) HS his first two years...Played in the U.S. Army All-American game, where he was No. 11 overall player for the East squad postgame...No. 18 DE nationally by scout.com and No. 43 player nationally overall, the No. 4 strongside DE nationally, and No. 2 player in North Carolina by Rivals.com...No. 68 in ESPN.com's top 300, as the No. 7 DE nationally and the No. 4 player in North Carolina...In 2020, for his participation in the NFL's annual My Cause My Cleats campaign, street represented Foster America...Street's grandfather, who served in the Marine Corps, gave him advice in the first grade that would last a lifetime. He told Kentavius that no matter the circumstance, he was going to have to outwork the competition. Street states that he's taken that mindset and carried it with him everywhere he goes – in the classroom, on the field, in the weight room and in the community...His cousin, Kiwauke Thomas, played eight NFL seasons with the Jaguars, Bills and Dolphins. After his playing career was over, Kiwauke got into coaching, was named the head football coach at Middle Georgia State University and is now the defensive coordinator/cornerbacks coach at Oklahoma Panhandle State University...In 2019, Street and his 49ers defensive linemates spent time with 25 local youth from the Fam 1st Foundation for a special holiday shopping experience...In 2018, Street and his fellow rookies participated in the annual 49ers Mentorship Academy, partnering with USA Football, which is a three-step program designed to provide high school football players with the opportunity to develop the skills necessary to succeed and be leaders on and off the field...Street and his fellow rookies invited the high schoolers to the team facility, where they shared opinions and lessons over a meal and fun competitions... Born Kentavius Rakevian Street, May 8, 1996 in Greenville, NC.



VETERANS

KENTAVIUS STREET

Year	Team	GP	GS	Tot	TACKLES			Yds	INTERCEPTIONS			FUMBLES				
					Solo	Asst	Sk		No Yds	Lg	TD	PD	FF	FR	Yds	
2018	San Francisco							RESERVE/NFI								
2019	San Francisco	3	0	4	4	0	0.0	0.0	0	0	-	-	0	0	0	0
2020	San Francisco	15	2	10	4	6	0.0	0.0	0	0	-	-	0	0	0	0
2021	San Francisco	17	2	27	15	12	3.0	17.0	0	0	-	-	0	1	0	0
NFL totals		35	4	41	23	18	3.0	17.0	0	0	-	-	0	1	0	0

CAREER HIGHS: Tackles — 4 (2x), at Philadelphia (9/19/21) and vs. Indianapolis (10/24/21); Solo Tackles — 3 (3x), last at Tennessee (12/23/21); Sacks — 1 (3x), last at Tennessee (12/23/21); Interceptions — 0; Passes Defensed — 0; Forced Fumbles — 1, vs. Indianapolis (10/24/21); Fumble Recoveries — 0; Special Teams Tackles — 0.

POSTSEASON

Year	Team	GP	GS	Tot	TACKLES			Yds	INTERCEPTIONS			FUMBLES				
					Solo	Asst	Sk		No Yds	Lg	TD	PD	FF	FR	Yds	
2021	San Francisco	3	0	2	2	0	0.0	0.0	0	0	0	0	0	0	0	0
NFL totals		3	0	2	2	0	0.0	0.0	0	0	0	0	0	0	0	0

POSTSEASON CAREER HIGHS: Tackles — 1 (2x), last at Green Bay (1/22/22); Solo Tackles — 1 (2x), last at Green Bay (1/22/22); Sacks — 0; Interceptions — 0; Passes Defensed — 0.



MICHAEL THOMAS

13
WR

HEIGHT: 6-3 • WEIGHT: 212
COLLEGE: OHIO STATE
JOINED SAINTS: D2A-16
NFL EXPERIENCE: 7
BORN: 3/3/93

NFL CAREER – Entering his seventh season, Thomas is regarded as one of the NFL's premier wide receivers. In 2019, the former Ohio State standout was selected to the Pro Bowl for the third consecutive season and selected an *Associated Press* first-team All-Pro for the second consecutive campaign and as the *AP* NFL Offensive Player of the Year. He won his second consecutive NFL receiving title, totaling a league-record 149 receptions for a team-record 1,725 yards, the seventh-highest total in league history. His nine touchdown grabs tied for the team lead. Thomas has always shown an exceptional ability to make the tough catch. In 2021, Thomas spent the entire season on the Physically Unable to Perform list while rehabbing from an ankle injury he suffered early in 2020. Thomas will look to regain his dominant form heading into 2022. In his first five campaigns, he has recorded 510 receptions for 5,950 yards and 32 touchdowns, the most receptions by a player in NFL history in his first five seasons, reaching the milestone in an NFL record 69 games.

CAREER TRANSACTIONS – Activated from Reserve/COVID-19, 9/25/21; Placed on Reserve/COVID-19, 9/14/21; Placed on the Physically Unable to Perform list, 8/31/21; Activated from Injured Reserve; 1/9/21; Placed on Injured Reserve; 12/19/20; Signed to a five-year contract extension by New Orleans, 7/31/19; Signed

to a four-year contract, 5/9/16; Selected by the Saints in the second round (47th overall) of the 2016 NFL Draft.

HONORS - 2019: *Associated Press* NFL Offensive Player of the Year; Pro Bowl (starter); First-team *AP* and Pro Football Focus All-Pro; *PFWA* All-NFL and All-NFC; *The Sporting News*, and Bleacher Report All-Pro; NFC Offensive Player of the Month (November); Committee of 101 NFC Offensive Player of the Year. **2018:** Pro Bowl (starter); First-team *AP* and Pro Football Focus All-Pro; *PFWA* All-NFL and All-NFC; *The Sporting News*, and Bleacher Report All-Pro; NFC Offensive Player of the Week (Week 9). **2017:** *PFWA* All-NFC; Pro Bowl. 2016: *PFWA* and NFL.com All-Rookie.

2021 – Spent the entire 2021 season on the physically unable to perform list with an ankle injury. **2020** - Appeared in seven games with five starts posting 40 receptions for 438 yards...After missing six games, returned at Tampa Bay, Nov. 8, started and led Saints in receptions and receiving yards, finishing with 51 yards on five catches...Vs. San Francisco, Nov. 15, started and caught two passes for 27 yards...Vs. Atlanta, Nov. 22, started and enjoyed his most successful performance of season with nine receptions for 104 yards, with his second catch being his 482nd, giving him the most catches by a National Football League player in his first five seasons, surpassing Jarvis Landry's 481 grabs...At Atlanta, Dec. 6, led the team in receiving and caught nine passes for 105 yards. Eclipsed 500 career receptions, reaching the milestone in an NFL-record 69 games. Surpassed Anquan Boldin and Julio Jones, who each reached 500 receptions in 80 contests. Recorded 21st 100-yard receiving game, third in team history...At Philadelphia, Dec. 13, led team in receiving with eight catches for 84 yards. Placed on Injured Reserve, Dec. 19. Activated, 1/9/21...In NFC wild card playoff, vs. Chicago, 1/10/21, started and recorded five receptions for 73 yards and one touchdown. The touchdown was Thomas' fourth postseason scoring grab, moving him into a tie for first in club records with Marques Colston, Devery Henderson and Willie Jackson for postseason touchdown receptions. Thomas, who entered the game with 38 postseason grabs, became the second Saint to record 40 postseason receptions, joining Colston (58). Also, joins Colston (788) as only Saints in club history with 500 postseason receiving yards, now with 566...Played in the NFC divisional playoff vs. Tampa Bay, 1/17/21.

2019 - Appeared in all 16 regular season games with 15 starts, totaling an NFL-record 149 receptions for a league-high and club-record 1,725 yards and nine TDs, tied for team lead...Surpassed Odell Beckham Jr. (61 games) as the fastest player to record 400 receptions...Surpassed Pro Football Hall of Famer Randy Moss (5,396 yards from 1998-2001) for the most receiving yards through a player's first four seasons...Vs. Houston, Sept. 9, started and finished with 123 yards on ten receptions...At L.A. Rams, Sept. 15, started and led team in receiving with 89 yards on ten receptions...At Seattle, Sept. 22, started and finished with 54 yards on five receptions and a touchdown. Joined Beckham and Anquan Boldin as only third player in NFL history with at least 300 catches and 4,000 receiving yards in his first 50 games...Vs. Dallas, Sept. 29, finished with nine receptions for 95 yards, becoming only the fifth player in New Orleans history with 350 receptions and also tied Beckham for reaching 350 catches quickest in National Football League history (52 games)... Vs. Tampa Bay, Oct. 6, started and finished with 11 receptions for 182 yards (16.6 avg.) and two TDs. It was Thomas' fifth career multi-TD game. 182 receiving yards was Thomas' largest output since his 211 in a 2018 Week Nine victory over L.A. Rams, the last game before this first half in which Thomas finished a half with 100



VETERANS

yards...At Chicago, Oct. 20, started and led the team in receiving with nine receptions for 131 yards (14.6 avg.)...Vs. Arizona, Oct. 27, started his 50th career game and finished with 11 receptions for 112 yards and one TD...Vs. Atlanta, Nov. 10, started and recorded 152 yards on 13 receptions. He surpassed Beckham (61 games) as the fastest player in NFL history to record 400 receptions with a seven-yard grab with :48 remaining in the second quarter. Recorded his 401st career reception with 13:10 left in the third quarter, surpassing Landry (400 receptions) for the most grabs in a player's first four seasons. Increased his season total to 1,027 receiving yards and surpassed 1,000 yards in each of his first four seasons. Recorded third consecutive game with at least 100 receiving yards, and had the 14th 100-yard receiving game of his career, surpassing TE Jimmy Graham (2010-14) for fourth in club record books... At Tampa Bay, Nov. 17, Started and led team in receiving with eight grabs for 144 yards (18.0 avg.) and a TD, his sixth 100-yard game of 2019 and 15th career. Four straight games with over 100 yards receiving tied a club record set by Graham in 2011 and 2013. With 4,928 career receiving yards, surpassed Danny Abramowicz for fourth place in club history...Vs. Carolina, Nov. 24, had ten receptions for 101 yards and one TD, becoming only fifth player in NFL history to have at least 100 receptions and 1,200 receiving yards in three consecutive seasons, joining Antonio Brown, Marvin Harrison, Herman Moore, and Jerry Rice. Joined Colston, Eric Martin, and Joe Horn as only the fourth player with 5,000 receiving yards as a member of the Saints. Became the first Saint to have at least 100 receiving yards in five consecutive games, surpassing Graham. Thomas' seven 100-yard receiving games in 2019 set a new team record for 100-yard games in a season. Recording at least eight receptions and 100 receiving yards in five consecutive games, became only the fourth player in NFL history to do so in a single season (Isaac Bruce, 6 in 1995; Anquan Boldin, 5 in 2005; Calvin Johnson, 5 in 2012). Recorded six receptions for 49 yards in the first quarter, the most first quarter grabs by a Saint since Martin (1991)...Vs. San Francisco, Dec. 8, started and finished game with 134 yards on 11 receptions (12.2 avg.). Broke his own franchise record for receiving yards in a season with 1,424 yards...Vs. Indianapolis, Dec. 16, started and finished with 12 receptions for 128 yards and a touchdown...At Tennessee, Dec. 22, started and finished with 12 catches for 136 yards and a touchdown. Thomas moved past Harrison for the most receptions in a single season in NFL history with 145. Caught the record-breaking reception late in the fourth quarter on a 13-yard catch and run that brought the ball to Titans one-yard line. One play later, Thomas caught a two-yard touchdown pass from Brees to extend the Saints lead to ten points with 2:16 left in the game. With Thomas' 136 receiving yards, he surpassed Moss (5,396 yards from 1998-2001) for the most receiving yards through a player's first four seasons. With his 15th game of 10+ catches and 100+ yards, matched Pro Football Hall of Fame wideout Jerry Rice's career total (tied for seventh all-time in NFL history)...In regular season finale at Carolina, Dec. 29, started and recorded four receptions for 37 yards...In the wild card round vs. Minnesota, 1/5/20, started and finished with seven receptions for 70 yards. Thomas' career postseason totals move to 38 receptions and 493 yards, surpassing Henderson for second in postseason club record books in both categories (Henderson stands at 31 postseason receptions for 464 yards). **2018** - Started all 16 regular season games and recorded 125 receptions for 1,405 yards and nine TDs. Thomas' National Football League-best receiving total was fifth-highest at the time in league history...Ranked sixth in NFL in receiving yardage and tied for second in third down receptions (30)... Opened both playoff contests and posted 16 receptions for 207 yards and one TD... Hauled in 16 receptions for career-high 180 yards and a TD in the season opener vs.

Tampa Bay, Sept. 9, setting a new franchise record for catches in a single game. Also set the Week One single-game NFL record for catches...Recorded a team-high 12 receptions for 89 yards and two TDs, vs. Cleveland, Sept. 16. Thomas also set an NFL record with 28 receptions in the first two games of a season, surpassing former Atlanta Falcons wideout Andre Rison (26-1994)...At Atlanta, Sept. 23, finished with ten catches for 129 yards...Hauled in four receptions for 74 yards in 43-19 win over Washington, Oct. 8...Caught seven passes for 69 yards and a TD in 24-23 win at Baltimore, Oct. 21...Caught five passes for 81 yards in the 30-20 victory at Minnesota, Oct. 28...Recorded 12 receptions for franchise-record 211 yards, including a fourth quarter career-long 72-yard TD grab in the 45-35 victory over L.A. Rams, Nov. 4...Recorded eight receptions for 70 yards and two TDs in 51-14 win at Cincinnati, Nov. 11...Had four receptions for 92 yards and a TD as he became the only Saint with three 1,000-yard seasons to start his career in 48-7 victory vs. Philadelphia, Nov. 18...Finished with five catches for 40 yards and recovery of a fumble, Nov. 29. Joined Beckham (2014-16) and Moss (1998-2000) as the only players in league history to record at least 1,100 receiving yards in each of their first three seasons. Joined Beckham as only the second player to record at least 90

WORTH NOTING

MOST SINGLE-SEASON RECEPTIONS IN NEW ORLEANS SAINTS HISTORY

Player	Year	Rec
1. Michael Thomas	2019	149
2. Michael Thomas	2018	125
3. Michael Thomas	2017	104

2019 NATIONAL FOOTBALL LEAGUE RECEIVING LEADERS

Player	Rec.	Yds.	Avg.	TD
1. Michael Thomas	149	1,725	11.6	9
2. Christian McCaffrey	116	1,005	8.7	4
3. Keenan Allen	104	1,199	11.5	6

TOP EIGHT ALL-TIME NATIONAL FOOTBALL LEAGUE SINGLE-SEASON RECEIVING TOTALS

Player	Rec.	Yds.	Avg.	TD
1. Michael Thomas, 2019	149	1,725	11.6	9
2. Cooper Kupp, 2021	145	1,947	13.4	16
3. Marvin Harrison, 2002	143	1,722	12.0	11
3t. Antonio Brown, 2015	136	1,834	13.5	10
3t. Julio Jones, 2015	136	1,871	13.8	8
6. Antonio Brown, 2014	129	1,698	13.2	13
7. Stefon Diggs, 2020	127	1,535	12.1	8
8. Michael Thomas, 2018	125	1,405	11.2	9

TOPS AFTER FIVE

With 510 receptions from 2016-20, Thomas surpassed current Saints teammate Jarvis Landry to become the National Football League player with the most receptions after his first five seasons.

RECEPTIONS LEADERS THROUGH FIRST FIVE NATIONAL FOOTBALL LEAGUE SEASONS

Player	Years	Rec.	Yds.	TDs
Michael Thomas	2016-20	510	5,950	32
Jarvis Landry	2014-18	481	5,014	26



catches in each of their first three seasons...Recorded 11 catches for 98 yards as Saints clinched NFC South for second straight season at Tampa Bay in 28-14 win, Dec. 9. Tied an NFL record for most receptions against a single team in one seasons at 27, joining Rice...Recorded seven receptions for 49 yards in 12-9 victory at Carolina, Dec. 17...Caught 11 passes for 109 yards and the fourth quarter go-ahead TD vs. Pittsburgh, Dec. 23, as he became the first Saint with six double-digit catch games...Led team with 12 receptions for postseason franchise-record 171 yards and one TD in NFC Divisional Playoff victory vs. Philadelphia, 1/13/19. **2017** - Played in all 16 regular season games with 14 starts and led team with a club-record 104 receptions for 1,245 yards, finishing third in the NFL in receiving. Selected to his first Pro Bowl. Started both postseason contests and led team in receiving with 15 grabs for 216 yards (14.4 avg.) and two TDs...Gained team-high 89 yards on team-best five catches, Sept. 17 vs. Patriots...Caught team-high seven receptions for club-best 87 yards and first quarter five-yard TD at Carolina, Sept. 24...Caught eight-for-89 and a third quarter three-yard TD against Miami in contest at London's Wembley Stadium, Oct. 1...Seven-for-77 receiving vs. Chicago...Nine-for-117 receiving at Buffalo, Nov. 12, leading the team in all receiving categories...Six receptions for 91 yards in come-from-behind victory, Nov. 19, vs. Washington...Totaled 52 yards on five catches at Los Angeles Rams, Nov. 26...Five receptions for 70 yards and a second quarter ten-yard TD vs. Carolina, Dec. 3...Ten receptions for 117 yards and one TD at Atlanta, Dec. 7...Nine receptions for 93 yards, Dec. 17 at N.Y. Jets, including a fourth quarter, four-yard TD...Had four receptions for 66 yards (16.5 avg.) vs. Atlanta, Dec. 24...Six-for-94 receiving in regular season finale at Tampa Bay, Dec. 31...Led team in receptions (eight) and receiving yards (131) in NFC Wild Card Playoff vs. Carolina, 1/7/18, becoming the first player in NFL history to record 200 receptions in his first two seasons (regular season and postseason)...Finished with seven receptions for 85 yards and two TDs in NFC Divisional Playoff at Minnesota, 1/14/18. **2016** - Played in 15 games with 12 starts, recording 92 receptions for 1,137 yards (12.4 avg.) with nine touchdowns, leading team in receptions and TDs, setting the Saints single-season rookie record for receptions, receiving yardage and receiving TDs, leading rookies in all three categories. Ranked ninth in NFL in receptions and receiving yardage and sixth in receiving TDs...In NFL debut vs. Oakland, Sept. 11, caught six passes for 58 yards and recovered a fumble that he returned ten yards...Had his first career start and caught four passes for 56 yards at N.Y. Giants, Sept. 18...Vs. Atlanta, Sept. 26, started and recorded seven receptions for 71 yards, including a second quarter three-yard TD...Started and recorded four receptions for 44 yards, including a fourth quarter five-yard TD at Chargers, Oct. 2...Vs. Carolina, Oct. 16, started and recorded five receptions for a 78 yards, including a nine-yard TD...Started, caught ten passes for 130 yards and a fumble recovery at Kansas City, Oct. 23. Became third Saints rookie wideout to post a ten-catch, 130-yard receiving game, joining Colston (Nov. 12, 2006 at Pit.) and Abramowicz (Oct. 29, 1967 vs. Pit.)...Vs. Seattle, Oct. 30, caught six passes for team-high 63 yards...At San Francisco, Nov. 6, started and caught five passes for team-high 73 yards and career-high two TDs...Caught nine passes for 108 yards and two TDs, both team-highs, vs. Los Angeles Rams, Nov. 27...Inactive (foot) at Tampa Bay, Dec. 11...At Arizona, Dec. 18, started and recorded seven receptions for 52 yards, including a fourth quarter four-yard touchdown grab...Started and recorded six receptions for 98 yards, including a 46-yard grab vs. Tampa Bay, Dec. 24...In finale at Atlanta, 1/1/17, started and recorded ten receptions for 156 yards (15.6 avg.) with a TD...Receptions total of 92 second all-time for a rookie behind Boldin's 101 in 2003.

COLLEGE: Played in 39 games with 27 starts, recording 113 catches for 1,602 yards (14.2 avg.) with 18 touchdowns...Caught at least one pass in each of his last 29 games to close out his college career and had at least four receptions in ten contests...Third-team All-Big Ten as a redshirt junior when he started all 13 games and led Buckeyes with 56 catches for 781 yards and nine TDs, tied for second in Big Ten...Leading receiver for the 2014 College Football Playoff Champions with 54 catches in 15 games with 14 starts...Second on squad with 799 receiving yards and with nine TDs...Redshirted in 2013...Played in 11 games as true freshman for the undefeated Buckeyes in 2012 and finished with three receptions for 22 yards... Graduated with a bachelor's degree in sports industry.

PERSONAL: Thomas produced a highlight reel of a 2010 senior campaign at Taft Charter (Woodland Hills, Calif.) HS when he caught 86 passes, 21 of which went for touchdowns...Played at Oaks Christian School (Westlake Village, Calif.) as a freshman...Attended Fork Union (Va.) Military Academy for a postgraduate year in 2011 (and roomed with future Ohio State teammate Cardale Jones)...Nephew to former National Football League star and current ESPN Radio talk show host Keyshawn Johnson...Participated in a 2017 holiday shopping spree sponsored by running back Mark Ingram II and former Black and Gold punter Thomas Morstead... Participated in the Touchdown Club of New Orleans' crawfish boil in 2016...Partnered with the Salvation Army to host a holiday dinner for youth in 2017...Rode in the Orpheus Mardi Gras parade in 2019...In 2019, participated in "#DoRight4LA Day with the New Orleans Saints and Dudley DeBosier" volunteering with teammates to complete renovations to the exterior of a house...Served as a coach at Steve Gleason's spring football camp in 2018 and 2019...Has volunteered at Second Harvest food bank providing meals to needed families...In 2019, visited Ochsner Hospital for Children, partnering with Harrah's to visit and give Christmas presents to the children and also provided free haircuts to men in New Orleans East on Christmas Eve...In 2020, partnered with Raising Cane's and its founder Todd Graves to provide meals to Ochsner Health frontline workers...Also in 2020, donated to help relieve more than \$2 million in outstanding medical debts for people struggling to make payments in the Greater New Orleans Area...In 2021, presented an event in New Orleans East, partnering with Goodr, where 500 families experiencing food insecurity participated in a free grocery shopping experience.



VETERANS

MICHAEL THOMAS

Year	Team	GP	GS	RECEIVING				
				No	Yds	Avg	Lg	TD
2016	New Orleans	15	12	92	1,137	12.4	46	9
2017	New Orleans	16	14	104	1,245	12.0	43	5
2018	New Orleans	16	16	125	1,405	11.2	72t	9
2019	New Orleans	16	15	149*	1,725	11.6	49	9
2020	New Orleans	7	5	40	438	11.0	24	0
2021	New Orleans			RESERVE/PUP				
NFL Totals		70	62	510	5,950	11.7	72t	32

*-NFL Record

ADDITIONAL STATISTICS: Miscellaneous Fumble Recoveries — (2018, 1) Total: 1; Special Teams Tackles — (2017, 1) Total: 1; Rushing — (2019, 1 carry for -9 yards); (2020, 1 carry for 1 yard) Total: 2 carries for -8 yards.

CAREER HIGHS: Receptions — 16, vs. Tampa Bay (9/9/18); Receiving Yards — 211, vs. Los Angeles Rams (11/4/18); Long Reception — 72t, vs. Los Angeles Rams (11/4/18); Receiving TDs — 2 (4x), last at Cincinnati (11/11/18).

POSTSEASON

Year	Team	GP	GS	RECEIVING				
				No	Yds	Avg	Lg	TD
2017	New Orleans	2	2	15	216	14.4	46	2
2018	New Orleans	2	2	16	207	12.9	42	1
2019	New Orleans	1	1	7	70	10.0	20	0
2020	New Orleans	2	1	5	73	14.6	38	1
NFL Totals		7	6	43	566	13.2	46	4

ADDITIONAL POSTSEASON STATISTICS: Miscellaneous Tackles — (2017, 1); (2018, 1) Total: 2.

CAREER HIGHS: Receptions — 12, vs. Philadelphia (1/13/19); Receiving Yards — 171, vs. Philadelphia (1/13/18); Long Reception — 46, vs. Carolina (1/7/18); Receiving TDs — 2, at Minnesota (1/14/18).



CALVIN THROCKMORTON

76 OL

HEIGHT: 6-5 • WEIGHT: 309

COLLEGE: OREGON

JOINED SAINTS: FA-20

NFL EXPERIENCE: 2

BORN: 12/17/91

NFL CAREER – Originally signing with the Saints as an undrafted free agent in 2020, Throckmorton spent his entire rookie season on the practice squad before making a significant jump during his sophomore campaign. In 2021, Throckmorton played in all 17 regular season games with 15 starts at three different positions, one of only two Black and Gold offensive linemen to play in every contest.

CAREER TRANSACTIONS – Signed to a reserve/future contract, 1/18/21; Agreed to terms on a practice squad contract, 9/6/20; Waived, 9/5/20; Agreed to terms with Saints, 4/27/20.

2021 – Played in all 17 regular season games with 14 starts at three different

positions, opening nine at LG, four at RG and one as a jumbo tackle, one of only two linemen to play in all 17 contests...Vs. Green Bay, Sept. 12, helped block for an offense that produced their highest scoring output of the season with 38 points while allowing zero sacks, a career-high tying five touchdown passes from quarterback Jameis Winston and 171 rushing yards as a team, giving the Saints a 38-3 victory over the Packers...Started at RG and blocked for an offense that totaled a season-high 405 total yards vs N.Y. Giants, Oct. 3...At Seattle, Oct. 25, blocked for RB Alvin Kamara as he totaled 179 yards from scrimmage in the Saints' 13-10 Monday Night Football victory...Vs. Tampa Bay, Oct. 31, blocked for a Saints' offense that rushed for 152 yards, helping them earn a 36-27 win over defending Super Bowl champions...Started at LG and blocked for an offense that posted season-high 287 passing yards, at Tennessee, Nov. 14...Vs. Dallas, Dec. 2, started at LG and blocked for an offense that tied a season-high output with 405 total net yards...Started at LG for the Saints' highest team rushing output of the season with 203 yards and three touchdowns, propelling New Orleans to a 30-9 victory, at N.Y. Jets, Dec. 12...At Atlanta, 1/9/22, started at LG and finished the season strong blocking for an offense that totaled 195-rushing yards, the second best output of season. **2020** – Spent his entire rookie season as a member of the Saints' practice squad.

COLLEGE – Made 52 consecutive starts (right tackle-41, left tackle-5, right guard-3, center-3) for Ducks and allowed just one sack over his final 3,224 snaps (45 contests)...A 2019 second-team All-American, as he opened 12 games at right tackle and two at center...A 2018 consensus second-team All-American and first-team All-Pac 12, as the only FBS player to start at four different offensive line positions... Played the fifth-most snaps (926) by a lineman in the nation without committing a penalty...In 2017, named Phil Steele Pac-12 All-Conference third-team and Pac-12 All-Academic first-team...Did not allow a sack...No. 4 overall graded (73.5) tackle in the Pac-12 (PFF)...Part of a line that helped the offense finish No. 12 nationally in rush yards per game (251.0) and No. 18 in scoring offense (36.0)...Paved way for five games with 200 yards rushing and 200 yards passing...Helped Ducks run for 200 or more yards 10 times...In 2016 as redshirt freshman, named Coaches Pac-12 All-Conference honorable mention and Pac-12 All-Academic and started all 12 games at right tackle, as he committed just one penalty and allowed just two sacks to help Oregon finish No. 15 nationally in total offense (491.7)...Part of a line that led the way for 200 yards rushing and 200 yards passing in the same game seven times...Paved the way for nine 200-yard rushing games en route to team finishing second in the Pac-12 in rushing yards per game (226.4)...In 2015, redshirted.

PERSONAL – Consensus three-star and top 10 prospect in Washington at Newport (Bellevue, Wash.) HS...Four-year defensive line starter as well as two-time KingCo 4A Lineman of the Year and first-team All-League pick...Named to the *Tacoma News Tribune's* 2015 Northwest Nuggets honor roll and PrepStar All-West Region elite... Selected to the *Associated Press* 2014 4A All-State first-team and *Seattle Times* All-Area...Credited with 13 pancake blocks his senior year in addition to 61 tackles and nine stops for loss...Made season-best nine tackles against Olympia for a team that finished 10-3 and advanced to the 4A state semifinals...Posted 46 tackles (39 solo) and recovered two fumbles as a junior after contributing 33 tackles and three forced fumbles in 2012 campaign.



CALVIN THROCKMORTON

Games Played/Started: New Orleans — (2021, 17/14) Totals: 17/14



ADAM TRAUTMAN

82 TE

HEIGHT: 6-5 • WEIGHT: 253

COLLEGE: DAYTON

JOINED SAINTS: D3-20

NFL EXPERIENCE: 3

BORN: 2/5/97

NFL CAREER – A third round draft pick (105th overall) of the Saints in 2020 out of Dayton, the versatile tight end has appeared in 28 career games with 16 starts and has posted 42 catches for 434 yards with three TDs and a special teams stop.

CAREER TRANSACTIONS – Activated from Reserve/COVID-19, 12/29/21; Placed on Reserve/COVID-19, 12/22/21; Activated from Injured Reserve, 12/18/21; Placed on Injured Reserve, 11/23/21; Signed by the Saints, 7/27/20; Selected by the New Orleans Saints in the third round (105th overall) of the 2020 NFL Draft.

2021 – Appeared in 13 games with 10 starts. Finished the season with 27 receptions for 263 yards and two touchdowns...Vs. Green Bay, Sept. 12, started and recorded three receptions for 18 yards...Started and had a three-yard catch, vs. N.Y. Giants, Oct. 3...At Washington Football Team, Oct. 10, started and recorded two catches for 43 yards. Recorded critical third down catch in fourth quarter for 32 yards, a season-long, which kept the drive alive and led to the game-clinching touchdown... Started and had three receptions for 36 yards, at Seattle, Oct. 25...Vs. Atlanta, Nov. 7, started and played on special teams and had four receptions for 47 yards...Started and had team-high and career-high five receptions for 32 yards, at Tennessee, Nov. 14...At Philadelphia, Nov. 21, started and tied his career-high with five catches for a career-high 58 yards with a touchdown...In finale at Atlanta, 1/9/22, started and finished with an 18-yard touchdown catch. **2020** – Played in 15 regular season games with six starts...Finished the regular season with 15 receptions for 171 yards and one touchdown. 41-yard grab vs. Minnesota, Dec. 25, as part of a two-grab, 45-yard day, which set up Alvin Kamara's NFL-record tying sixth rushing touchdown/total touchdown was the second-longest reception by a rookie tight end in 2020... Posted three receptions for 39 yards with his first career touchdown grab at Tampa Bay, Nov. 8. Became the 72nd player to catch a touchdown from Drew Brees and also recorded his first career special teams tackle...Played in both playoff contests and had a four-yard grab in NFC Wild Card Playoff vs. Chicago, 1/10/21.

COLLEGE – A converted high school quarterback, moved to tight end as a freshman and developed into one of the top offensive players in NCAA FCS football, where he played in 44 games, recording 178 receptions for 2,295 yards (12.9 avg.) and 31 touchdowns. Finished as the UD all-time record holder in receptions and receiving

yards...As a senior in 2019, named team captain and started all 11 games for the Flyers...Led team in receiving with 916 yards and a school-record 70 receptions...His 916 receiving yards ranks second among Flyers tight ends in a single season...Caught a team-leading 14 TDs...First-team All-Pioneer Football League and PFL Offensive Player of the Year...HERO Sports, ADA, STATS, AFCA Coaches and first-team Walter Camp Foundation FCS All-American...First-team Associated Press All-American...Named FCS ADA All-American...PFL Academic Honor Roll...Co-winner for the RUDY Award, presented at the annual R.U.D.Y.S. student-athlete awards event to school's top Flyer student-athlete...In 2018, started all 11 games and led team in receiving with 41 grabs for 604 yards (14.7 avg.) and nine TDs...Second-Team All-PFL and member of 2018 PFL Academic Honor Roll...In 2017, started all 11 games. Led team in total yards with 537 on 43 catches and five TDs...Second-team All-PFL and PFL Academic Honor Roll...In 2016, appeared in all 11 games with seven starts and had 24 receptions for 238 yards and three TDs...Member of PFL Academic Honor Roll...Redshirted in 2015...Graduated with a bachelor's degree in electrical engineering.

PERSONAL – Football and basketball team captain at Elk Rapids (Williamsburg, Mich.) HS...Football team captain (2x) and first-team All-Conference (2x), All-County (2x), All-Region and Conference Player of the Year...Holds school single-season and career record passing yards record, as well as single-season all-purpose yards and single-season touchdown records...Basketball first-team All-Conference and All-County...National Honor Society.

ADAM TRAUTMAN

Year	Team	GP	GS	RECEIVING				
				No	Yds	Avg	Lg	TD
2020	New Orleans	15	6	15	171	11.4	41	1
2021	New Orleans	13	10	27	263	9.7	32	2
NFL Totals		28	16	42	434	10.3	41	3

ADDITIONAL STATISTICS: Special Teams Tackles —1 in 2020.

CAREER HIGHS: Receptions — 5, at Philadelphia (11/21/21); Receiving Yards — 58, at Philadelphia (11/21/21); Long Reception — 41, vs. Minnesota (12/25/20); Receiving TDs — 1 (3x), at Tampa Bay (11/8/20), at Philadelphia (11/21/22) and at Atlanta (1/9/22); Special Teams Tackles — 1, at Tampa Bay (11/8/20).

POSTSEASON

Year	Team	GP	GS	RECEIVING				
				No	Yds	Avg	Lg	TD
2020	New Orleans	2	0	1	4	4.0	4	0
NFL Totals		2	0	1	4	4.0	4	0

CAREER HIGHS: Receptions — 1, vs. Chicago (1/10/21); Receiving Yards — 4, vs. Chicago (1/10/21); Long Reception — 4, vs. Chicago (1/10/21); Receiving TDs — 0.



VETERANS



PAYTON TURNER

HEIGHT: 6-6 • WEIGHT: 270
COLLEGE: HOUSTON
JOINED SAINTS: D1-21
NFL EXPERIENCE: 2
BORN: 1/7/99

98 DE

NFL CAREER – With the 28th overall pick in the 2021 NFL Draft, the Saints added to the line with this gifted pass rusher. Appeared in five games in 2021 before spending the remainder of his rookie season on Injured Reserve (shoulder). Turner recorded 12 tackles (nine solo) and one sack while also appearing on special teams.

CAREER TRANSACTIONS – Placed on Injured Reserve, 11/11/21; Signed to a four-year contract, 6/8/21; Selected in the first round (28th overall) of the 2021 NFL Draft.

2021 – Recorded 12 tackles (nine solo) and one sack for a four-year loss, while also appearing on special teams...Vs. Green Bay, Sept. 12, Inactive...At Carolina, Sept. 19, saw his first NFL action at DE in his NFL debut, recording his first sack and five total tackles (four solo) with three tackles for loss...Vs. N.Y. Giants, Oct. 3, recorded one solo tackle with two quarterback hits...At Washington, Oct. 10, saw time on defense and recorded three tackles (one solo)...Inactive for the next two contests (calf)...Vs. Atlanta, Nov. 7, rotated in at DE and recorded three solo tackles...Placed on Injured Reserve (Shoulder), Nov. 11.

COLLEGE CAREER –During his four collegiate seasons, Turner notched career totals of 115 tackles (68 solo), ten sacks, 25 tackles for loss, one interception, one forced fumble, ten passes defended and one blocked punt...Made four starts at BAN-DIT position and appeared in five games as a senior for University of Houston... Team captain who led Houston with 10.5 tackles for loss and five sacks, earning second-team All-AAC honors. Registered 25 tackles...Started 12 games as a junior and recorded 34 tackles (20 solo), eight stops for loss and four sacks...Started first 11 games before suffering season-ending foot injury as a sophomore, posting 42 tackles (21 solo), four passes defended and a blocked punt...Appeared in 11 games as a true freshman, totaling 14 tackles and was one of seven Cougars to record at least one interception.

PERSONAL – Named to the 2016 18-6A All-District first-team at Westside (Houston, Texas) HS...Missed majority of senior year due (knee), posting 22 tackles and an interception in four games...Started his athletic career as a youth playing baseball as pitcher and first baseman, also a member of the Westside basketball program, a sport where he was also heavily recruited...Mother, Alaina and aunt, Cass Bauer-Bilodeau, were standout basketball players at Montana State...A fan of the Star Wars science fiction series, has collected over 400 action figures...A fan of the television show "Blacklist"...In January appeared at Algiers Charter School for a UnitedHealth fitzone appearance to encourage students to exercise.



PAYTON TURNER

Year	Team	GP	GS	Tot	TACKLES			Yds	INTERCEPTIONS					FUMBLES				
					Solo	Asst	Sk		No	Yds	Lg	TD	PD	FF	FR	Yds		
2021	New Orleans	5	0	12	9	3	1.0	4.0	0	0	0	0	0	0	0	0	0	0
NFL Totals		5	0	12	9	3	1.0	4.0	0	0	0	0	0	0	0	0	0	0

CAREER HIGHS: Tackles — 5, at Carolina (9/19/21); Solo tackles — 4, at Carolina (9/19/21); Sacks — 1, at Carolina (9/19/21); Interceptions — 0; Passes Defensed — 0.



SHY TUTTLE

99
DT

HEIGHT: 6-3 • WEIGHT: 300
COLLEGE: TENNESSEE
JOINED SAINTS: FA-19
NFL EXPERIENCE: 4
BORN: 10/20/95

NFL CAREER – Signed as an undrafted free agent out of the University of Tennessee in 1999, Tuttle contributed to a defensive unit in 2021 that ranked fourth in the NFL in run defense, seventh in total defense, and eighth in sacks. He played in all 17 games with 15 starts and posted 48 tackles (17 solo), three passes defensed, one forced fumble and one fumble recovery. In his first three seasons in New Orleans, Tuttle has appeared in 46 regular season games, with 19 starts, recording 94 tackles (42 solo), two sacks, one interception, seven passes defensed, a forced fumble and a fumble recovery. In three postseason contests, he’s made eight stops (five solo) and two passes defensed.

CAREER TRANSACTIONS – Signed one-year restricted free agent tender, 3/31/22; Signed by New Orleans to a three-year contract, 5/10/19.

2021 – Played in all 17 games with 15 starts and posted 48 tackles (17 solo), three passes defensed, one forced fumble and a fumble recovery...Vs. Green Bay, Sept. 12, recorded two tackles...Started and recorded one assisted tackle, at Carolina, Sept. 19...At New England, Sept. 26, recorded two solo tackles and one quarterback hit...Started and recorded two tackles (one solo) and a forced fumble, vs. N.Y. Giants, Oct. 3...At Washington, Oct. 10, started and recorded three tackles (one solo) with a stop for loss...Started and recorded two tackles (one solo), at Seattle, Oct. 25...Vs. Tampa Bay, Oct. 31, started and recorded two tackles (one solo) and defended a pass...Started and recorded three tackles (one solo) and one stop for loss, vs. Atlanta, Nov. 7...At Tennessee, Nov. 14, started and had five tackles (two solo) and defended a pass...Started and recorded five tackles (career-high three solo), at Philadelphia, Nov. 21...Started and recorded an assisted tackle, vs. Dallas, Dec. 2...At N.Y. Jets, Dec. 12, started and finished with three assisted tackles...Started and finished with two assisted tackles and a pass defense, at Tampa Bay, Dec. 19...Vs. Miami, Dec. 27, started and made five tackles (one solo)...Started and finished with four tackles (two solo) with a tackle for loss, vs. Carolina, 1/2/22...At Atlanta, 1/9/22, started and finished with three assisted tackles and a fumble recovery. Tuttle’s recovery off Kwon



Alexander's strip tackle of Mike Davis was the first of his career. **2020** – Played in 13 regular season games with three starts and posted 28 tackles (17 solo) and two passes defended. In two postseason contests, made five tackles (three solo) and two passes defended...Vs. Green Bay, Sept., 27, made season debut and played on defense and special teams... Vs. L.A. Chargers, Oct. 12, posted three tackles (two solo)...Vs. Carolina, Oct. 25, played on defense and special teams and recorded one solo tackle...At Chicago, Nov. 1, played on defense and special teams, recording three tackles (two solo)...Vs. San Francisco, Nov. 15, played on defense and special teams, recording two solo tackles...Vs. Atlanta, Nov. 22, played on defense and special teams, deflecting a pass...At Denver, Nov. 29, played on defense and special teams, recording two solo tackles...At Atlanta, Dec. 6, played on defense and special teams, recording two solo tackles...At Philadelphia, Dec. 13, started and finished with career-high six tackles (two solo)...Vs. Kansas City, Dec. 20, started and finished with five tackles (two solo) and first pass defense of 2020...Vs. Minnesota, Dec. 25, started and recorded an assisted tackle and a pass defense...At Carolina, 1/3/21, played on defense and special teams and finished with three tackles (two solo)...In NFC Wild Card playoff vs. Chicago, 1/10/21, played on defense and special teams, recording an assisted tackle...In NFC Divisional playoff vs. Tampa Bay, 1/17/21, played on both defense and special teams, recording s postseason career-high four tackles (three solo). **2020** – Played in all 16 regular season games with one start as part of DL rotation. Totaled 18 tackles (eight solo), two sacks for a four-yard loss, one 19-yard interception return and four passes defended...Started in debut vs. Houston, Sept. 9...Posted his first career sack vs. Arizona, Oct. 27, recording two tackles (one solo)...On Thanksgiving night at Atlanta, Nov. 28, picked off a pass by Falcons quarterback Matt Ryan and returned it 19 yards, adding one assisted tackle and a pass defended as New Orleans clinched the NFC South...Saw action at DT, recording a sack at Tennessee, Dec. 22...Posted career-high two passes defended in regular season finale at Carolina, Dec. 29...In NFC Wild Card playoff vs. Minnesota, 1/5/20, made three tackles (two solo) and two passes defended.

COLLEGE – Appeared in 35 games with 29 starts for the Volunteers along the defensive line...Finished four-year career with 79 tackles (29 solo), six tackles for loss, one sack, one interception, three passes defended, three fumble recoveries and three blocked kicks...In 2018, started all 12 games and finished with 33 tackles, 2.5 tackles for loss, a sack, an interception, a pass defended and two blocked kicks... As a junior, played in ten games with four starts and posted 27 tackles, 2.5 tackles for loss and one fumble recovery...As a sophomore, played in seven games with one start and finished with nine tackles, one stop for loss, two passes defended and a fumble recovery...As a freshman, played in six games and recorded ten tackles, a fumble recovery and a blocked field goal...Graduated with a bachelor's degree in communications.

PERSONAL – Lettered at North Davidson (Welcome, N.C.) HS, where he was a four-year starter and three-time All-Northwest selection...In four years with Knights, posted 315 tackles, 66 stops for loss and 35 sacks...Three-time CPC pick...Posted 67 tackles, 17 stops for loss, five sacks and four forced fumbles as senior...Played basketball and competed in track and field...Uncle Perry Tuttle played wide receiver at Clemson, a wideout for their 1981 National Championship squad, was a first round draft pick (19th overall) of Buffalo in 1982 and played for Atlanta, Tampa Bay and the CFL's Winnipeg Blue Bombers, where he was a two-time Grey Cup champion...Held a football camp for youth in his hometown in 2022...Shyheim Devonte Tuttle was born on Oct. 20, 1995 in Winston-Salem, North Carolina.



SHY TUTTLE

Year	Team	GP	GS	Tot	TACKLES			Yds	INTERCEPTIONS					FUMBLES		
					Solo	Asst	Sk		No	Yds	Lg	TD	PD	FF	FR	Yds
2019	New Orleans	16	1	18	8	10	2.0	4.0	1	19	19	0	2	0	0	0
2020	New Orleans	13	3	28	17	11	0.0	0.0	0	0	0	0	2	0	0	0
2021	New Orleans	17	15	48	17	31	0.0	0.0	0	0	0	0	3	1	1	0
NFL Totals		46	19	94	42	52	2.0	4.0	1	19	19	0	7	1	1	0

CAREER HIGHS: Tackles — 6, at Philadelphia (12/13/20); Solo tackles — 3, at Philadelphia (11/21/21); Sacks — 1 (2x), last at Tennessee (12/22/19); Interceptions — 1, at Atlanta (11/28/19); Passes Defensed — 2, at Carolina (12/29/19); Forced Fumbles — 1, vs. New York Giants (10/3/212; Fumble Recoveries — 1, at Atlanta (1/9/22).

POSTSEASON

Year	Team	GP	GS	Tot	TACKLES			Yds	INTERCEPTIONS					FUMBLES		
					Solo	Asst	Sk		No	Yds	Lg	TD	PD	FF	FR	Yds
2019	New Orleans	1	0	3	2	1	0.0	0.0	0	0	0	0	2	0	0	0
2020	New Orleans	2	0	5	3	2	0.0	0.0	0	0	0	0	2	0	0	0
NFL Totals		3	0	8	5	3	0.0	0.0	0	0	0	0	2	0	0	0

CAREER HIGHS: Tackles — 4, vs. Tampa Bay (1/17/21); Solo tackles — 3, vs. Tampa Bay (1/17/21); Sacks — 0; Interceptions — 0; Passes Defensed — 2, vs. Minnesota (1/5/20).



NICK VANNETT

81
TE

HEIGHT: 6-6 • WEIGHT: 261

COLLEGE: OHIO STATE

NFL EXPERIENCE: 7

JOINED SAINTS: FA-21

BORN: 3/6/93

NFL CAREER – Nick Vannett joined the Saints via free agency looking to bring veteran experience and a powerful blocking presence to the Black and Gold tight end room. The Westerville, Ohio native was originally selected by Seattle in the third round (94th overall) in the 2016 NFL Draft out of Ohio State. The seventh-year pro appeared in seven games with two starts in 2021, totaling nine receptions for 133 yards (14.8 avg.) with one touchdown. In six seasons for Seattle, Pittsburgh, Denver and New Orleans, Vannett has played in 77 regular season games with 35 starts, catching 84 passes for 819 yards (9.8 avg.) with six touchdowns and two special teams tackles.

CAREER TRANSACTIONS – Activated by Saints, 11/11/21; Placed on Injured Reserve by Saints, 9/6/21; Signed to a three-year contract by the New Orleans Saints, 3/29/21; Released by Denver, 3/25/21; Signed to a two-year contract by the Denver Broncos (UFA-Pit.), 3/21/20; Acquired by the Pittsburgh Steelers from Seattle in exchange for a 2020 fifth round draft selection, 9/25/19; Signed to a four-year contract by Seattle, 5/6/16; Selected in the third round (94th overall) of the 2016 NFL Draft by the Seattle Seahawks.



VETERANS

2021 – Appeared in seven games with two starts, catching nine passes for 133 yards (14.8 avg.) and one touchdown...Spent the first nine games of the season on Injured Reserve (right knee)...At Philadelphia, Nov. 21, made his Saints debut and had one 20-yard catch...Vs. Buffalo, Nov. 25, finished with one 11-yard touchdown catch...Vs. Dallas, Dec. 2, recorded a season-high three catches for 48 yards, including a season long second quarter 30-yard reception...At N.Y. Jets, Dec. 12, made his first start as a Saint and recorded three receptions for a team-high 44 yards...Vs. Miami, Dec. 27, started...At Atlanta, 1/9/22, caught one pass for 10 yards. **2020** – Appeared in 15 games with 11 starts and recorded 14 receptions for 95 yards (6.8 avg.) with one touchdown in Denver...Made his Broncos debut vs. Tennessee, Sept. 14...Made first start of the season at N.Y. Jets, Oct. 1...Caught two passes for a season-high 25 yards vs. Kansas City, Oct. 25...Collected his first touchdown of the season and a season-high four receptions for 20 yards at Carolina, Dec. 13. **2019** – Played in all 16 games with seven starts for Seattle and Pittsburgh, recording 17 receptions for 166 yards (9.8 avg.)...Tallied four receptions for 38 yards in three games with Seattle before being traded to Pittsburgh, Sept. 25...Recorded 28 yards on two receptions vs. Cincinnati, Sept. 30...Collected five receptions for 40 yards vs. Buffalo, Dec. 15...Caught one pass for 18 yards at N.Y. Jets, Dec. 22. **2018** – Appeared in 15 regular season games with nine starts for Seattle, totaling 29 receptions for 269 yards (9.3 avg.) and three touchdowns...Collected 43 yards on three receptions vs. L.A. Rams, Oct. 7...Totaled career-high six receptions for career-best 52 yards and one touchdown vs. L.A. Chargers, Nov. 4...Caught an eight-yard touchdown reception at L.A. Rams, Nov. 11...Notched two receptions for 11 yards and one touchdown vs. Kansas City, Dec. 23...Posted one reception for five yards in NFC Wild Card playoff at Dallas, 1/5/19. **2017** – Appeared in 15 games with four starts for Seattle, logging 12 receptions for 124 yards (10.3 avg.) and one touchdown...Made a ten-yard reception at Green Bay, Sept. 10... Caught a 12-yard pass at N.Y. Giants, Oct. 22...Totaled two receptions for 22 yards at Arizona, Nov. 9...Tallied two receptions for 29 yards and a touchdown at San Francisco, Nov. 26...Recorded three receptions for 40 yards vs. Philadelphia, Dec. 3. **2016** –Appeared in nine games with two starts for Seattle, collecting three receptions for 32 yards (10.7 avg.)...Posted one reception for seven yards at New Orleans, Oct. 30...Caught two passes for 25 yards vs. Carolina, Dec. 4.

COLLEGE – Played in 53 games with 15 starts for the Buckeyes, including 12 starts as a senior in 2015...Totaled 55 receptions for 585 yards (10.6 yards per catch) and six touchdowns over the course of his career...Finished his career ranking ninth all-time among Ohio State tight ends in receptions and tied for 10th in touchdown receptions...Was invited to the Reese's Senior Bowl following his senior season after recording 19 catches for 162 yards...Played in all 15 games his junior season and had 19 receptions for 220 yards and five TDs...Scored a touchdown against Oregon in the National Championship game...Played in 13 games as a sophomore and had eight catches for 80 yards...Caught his first collegiate touchdown pass against Purdue... After redshirting the 2011 season as a true freshman, played in all 12 games with two starts, ranking fifth on the team with nine receptions and 123 receiving yards... Graduated in 2015 with his degree in sport industry.

PERSONAL – Earned All-Ohio, All-metro, All-OCC and All-district recognition as a senior for coach John Magistro at Westerville Central HS...Made 47 catches for 606 yards and eight TDs as a senior...Named to Offense-Defense Bowl, Ohio North-South Classic and Big 33 games...Also basketball letterman...Played a role in the

VETERANS

development of a product called “Screen Skinz”, a tempered glass screen protector that shows logos of professional and major college sports teams while a phone is off... In January appeared at Algiers Charter School for a UnitedHealth fitzone appearance to encourage students to exercise... Born on March 6, 1993.

NICK VANNETT

Year	Team	GP	GS	RECEIVING				
				No	Yds	Avg	Lg	TD
2016	Seattle	9	2	3	32	10.7	21	0
2017	Seattle	15	4	12	124	10.3	21	1
2018	Seattle	15	9	29	269	9.3	32	3
2019	Seattle-Pittsburgh	16	7	17	166	9.8	18	0
2020	Denver	15	11	14	95	6.8	19	1
2021	New Orleans	7	2	9	133	14.8	30	1
NFL Totals		77	35	84	819	9.8	32	6

ADDITIONAL STATISTICS: Kickoff Returns — 1 return for 0 yards in 2017; Special Teams Tackles — (2017, 2) Total: 2.

CAREER HIGHS: Receptions — 6, vs. Los Angeles Chargers (11/4/18); Receiving Yards — 52, vs. Los Angeles Chargers (11/4/18); Long Reception — 32, vs. Los Angeles Chargers (11/4/10); Receiving TDs — 1 (6x), last vs. Buffalo (11/25/21) Special Teams Tackles — 1 (2x), last at Dallas (12/24/17).

POSTSEASON

Year	Team	GP	GS	RECEIVING				
				No	Yds	Avg	Lg	TD
2018	Seattle	1	0	1	5	5.0	5	0
NFL Totals		2	0	1	5	5.0	5	0

CAREER HIGHS: Receptions — 1, at Dallas (1/5/19); Receiving Yards — 5, at Dallas (1/5/19); Long Reception — 5, at Dallas (1/5/19); Receiving TDs — 0.



DWAYNE WASHINGTON **24**
RB

HEIGHT: 6-1 • WEIGHT: 223

COLLEGE: WASHINGTON

JOINED SAINTS: FA-18

NFL EXPERIENCE: 7

BORN: 4/24/94

NFL CAREER – Drafted by the Detroit Lions in the seventh round (236th overall) of the 2016 NFL Draft out of the University of Washington, this special teams standout joined the Saints practice squad at the start of the 2018 season. Since being promoted to the active roster he has become a core special teamer recording 15 stops, deflecting a punt and recovering a blocked punt and when called upon, rushing for 245 yards on 47 carries (5.2 avg.). In 2022, Washington looks to provide size and quickness to the Saints’ versatile stable of running backs, while aiming to contribute in multiple phases in the kicking game after recording a career-high seven coverage stops last season.

VETERANS

CAREER TRANSACTIONS – Re-signed by Saints to a one-year contract, 4/18/22; Agreed to terms with Saints on one-year contract, 3/10/21; Reinstated by Saints from Reserve/COVID-19, 1/6/21; Placed by Saints on Reserve/COVID-19, 1/2/21; Reinstated by Saints from Reserve/COVID-19, 9/17/20; Placed by Saints on Reserve/COVID-19, 8/30/20; Re-signed by Saints to one-year contract, 4/16/20; Promoted by Saints to active roster from practice squad, 9/28/18; Signed by Saints to practice squad, 9/2/18; Waived by Lions, 9/1/18; Signed by Lions to four-year contract, 5/6/16; Selected by Detroit Lions in the seventh round (236th overall) of the 2016 NFL Draft.

2021 – Appeared in 14 games primarily on special teams for New Orleans, recording a career-high seven coverage tackles (six solo), while rushing for 16 yards on four carries (4.0 avg.) and catching two passes for 12 yards...Recorded his first special teams tackle of the season at Carolina, Sept. 19...Carried once for five yards and caught a pass for a six-yard gain vs. N.Y. Giants, Oct. 7...Carried twice for eight yards and added a special teams tackle at Tennessee, Nov. 14...Posted a season-high two special teams stops and caught a pass for a six-yard gain at Philadelphia, Nov. 21.

2020 – Appeared in 11 regular season games, mainly on special teams, recording two tackles while rushing for 15 yards on eight carries and returning two kickoffs for 31 yards...Vs. L.A. Chargers, Oct. 12, Recorded a special teams tackle...Vs. Carolina, Oct. 25, played in his 50th career game...At Chicago, Nov. 1, returned a kickoff for 14 yards...At Tampa Bay, Nov. 8, carried five times for nine yards...At Denver, Nov. 29, carried three times for six yards...Vs. Minnesota, Dec. 25, returned a kickoff for 17 yards...Played in NFC Wild Card Playoff vs. Chicago, 1/10/21...Carried once for two yards and played on special teams in NFC Divisional Round vs. Tampa Bay, 1/17/21.

2019 – Appeared in all 16 regular season games mainly on special teams recording three tackles and rushed for 60 yards on eight carries (7.5 avg.), while also adding a six-yard catch...At Chicago, Oct. 20, played on offense and special teams, catching a six-yard pass...Vs. Arizona, Oct. 27, played on offense and special teams, finishing the afternoon with 38 rushing yards on three carries, including a career-long carry of 31 yards coming on the Saints' final drive...Vs. Indianapolis, Dec. 16, finished with 20 yards on three carries (6.7avg.). Also made a significant impact on special teams, recording an assisted tackle, as well as deflecting P Rigoberto Sanchez's first punt, which gave New Orleans the ball on the Colts 33-yard line for their first possession...Played in NFC Wild Card Playoff vs. Minnesota, 1/5/20 and had a two-yard carry.

2018 – Appeared in 13 regular season games in his first season in New Orleans, primarily on special teams, posting two coverage tackles and a recovery of a blocked punt. In spot duty on offense, carried 27 times for 154 yards (5.7 avg.)...Recovered a punt blocked by QB Taysom Hill at Tampa Bay, Dec. 9, as the Saints clinched the NFC South for the second straight year...Vs. Carolina, Dec. 30, played on offense and special teams, setting a career-high with 108 yards rushing on 11 carries (9.8 avg.).

2017 – Carried 20 times for 44 yards, caught two passes for 14 yards and added four special teams tackles in five games for Detroit...Carried three times for nine yards and had one special teams tackle at N.Y. Giants, Sept. 18...Posted one special teams tackle at Green Bay, Nov. 6...Had career-high two special teams tackles vs. Cleveland, Nov. 12.

2016 – In rookie season for Detroit, played in 12 games with two starts, carrying 90 times for 265 yards and one touchdown, catching ten passes for 62 yards and returning two kickoffs for 46 yards...Appeared in first career game, scoring his first career touchdown on a one-yard rush in the opener at Indianapolis, Sept. 11...Carried four times for 31 yards in Week 2 vs. Tennessee, Sept. 18, with a long of 28...Rushed for 38 yards and a long of nine at Green Bay, Sept. 25...In Week Nine at Minnesota, Nov. 6, rushed for 26 yards with a long of eight

VETERANS

in the 22-16 overtime victory...In Week 13 at New Orleans, Dec. 4, rushed for 21 yards on seven attempts and caught two passes for a career-high 19 yards, including a career-long 11-yard reception before leaving (ankle)...Made his first career start vs. Chicago, Dec. 11, rushing for 64 yards on a career-high 16 attempts with a long of 12 and recorded at ten-yard reception in the Lions' 20-17 victory...Started for second consecutive game in Week 15 at N.Y. Giants, Dec. 18. Led team in rushing with 31 yards and caught two passes for nine yards...In Week 16 at Dallas, Dec. 26, rushed for 22 yards on seven attempts with a long of nine. Also recorded one reception for four yards.

COLLEGE – Even though he only played three seasons for the Huskies, Washington displayed a rare blend of size and speed, carrying 226 times for 1,311 yards (5.8 avg.) and 17 touchdowns and catching 41 passes for 411 yards and four scores...As a sophomore in 2014, carried 132 times for 697 yards (5.3 avg.) and nine touchdowns as he was named his team's Most Outstanding Offensive Player at the postseason team awards banquet.

PERSONAL – Finished his senior season at Gahr (Cerritos, Calif.) HS with 66 catches for 1,338 yards and 15 touchdowns, as he was named to the *Long Beach Press-Telegram* "Dream Team"...Also a sprinter and long-jumper in track.

DWAYNE WASHINGTON

Year	Team	GP	GS	RUSHING					No	RECEIVING			
				Att	Yds	Avg	Lg	TD		Yds	Avg	Lg	TD
2016	Detroit	12	2	90	265	2.9	28	1	10	62	6.2	11	0
2017	Detroit	5	0	20	44	2.2	6	0	2	14	7.0	10	0
2018	New Orleans	13	0	27	154	5.7	28	0	0	0	-	-	0
2019	New Orleans	16	0	8	60	7.5	31	0	1	6	6.0	6	0
2020	New Orleans	11	0	8	15	1.9	5	0	0	0	0.0	0	0
2021	New Orleans	14	0	4	16	4.0	5	0	2	12	6.0	6	0
NFL Totals		71	2	157	554	3.5	31	1	15	94	6.3	11	0

ADDITIONAL STATISTICS: Kickoff Returns — (2016, 2 returns for 46 yards, 23.0 avg., 25 LG); (2017, 2 returns for 31 yards, 15.5 avg., 18 LG); (2019, 1 return for 12 yards); (2020, 2 returns for 31 yards, 15.5 avg., 17 LG) (2021, 3 returns for 56 yards, 18.7 avg., 21 LG) **Total: 10 returns for 176 yards, 17.6 avg., 25 LG; Special Teams Tackles** — (2017, 4); (2018, 2); (2019, 3); (2020, 2); (2021, 7) **Total: 18; Blocked Punt Recoveries** — (2018, 1) **Total: 1.**

CAREER HIGHS: Rushes — 16, vs. Chicago (12/11/16); Rushing Yards — 108, vs. Carolina (12/30/18); Long Rush — 31, vs. Arizona (10/27/19); Rushing TDs — 1, at Indianapolis (9/11/16); Receptions — 2 (3x), last at New York Giants (12/18/16); Receiving Yards — 19, at New Orleans (12/4/16); Long Reception — 11, at New Orleans (12/4/16); Total Yards From Scrimmage — 108, vs. Carolina (12/30/18); Kickoff Returns — 2 (2x), vs. Arizona (9/10/17) and vs. Atlanta (11/7/21); Kickoff Return Yards — 39, vs. Atlanta (11/7/21); Kickoff Return Long — 25, vs. Tennessee (9/25/16); All-Purpose Yards — 108, vs. Carolina (12/30/18); Special Teams Tackles — 2, (2x) vs. Cleveland (11/12/17) and at Philadelphia (11/21/21).

POSTSEASON

Year	Team	GP	GS	RUSHING					No	RECEIVING			
				Att	Yds	Avg	Lg	TD		Yds	Avg	Lg	TD
2016	Detroit	1	0	0	0	-	-	0	0	0	-	-	0
2019	New Orleans	1	0	0	0	-	-	0	0	0	-	-	0
2020	New Orleans	2	0	1	2	2.0	2	0	0	0	-	-	0
NFL Totals		4	0	1	2	2.0	2	0	0	0	-	-	0

VETERANS



**PETE
WERNER**

**20
LB**

HEIGHT: 6-3 • WEIGHT: 242

COLLEGE: OHIO STATE

JOINED SAINTS: D2-21

NFL EXPERIENCE: 2

BORN: 6/5/99

NFL CAREER – Selected by the Saints in the second round (60th overall) of the 2021 NFL draft, this smart, versatile linebacker made an immediate impact on defense and special teams, Werner appeared in 15 games with eight starts, posting 59 tackles (36 solo) and three special teams stops. Heading into 2022 season, the Ohio State product looks to continue to build off a solid rookie campaign.

CAREER TRANSACTIONS – Signed to a four-year contract, 6/8/21; Selected by the New Orleans Saints in the second round (60th overall) of the 2021 NFL Draft.

2021 – Played in 15 games with eight starts at weakside linebacker, posting 59 tackles (36 solo) and three special teams stops...Vs. Green Bay, Sept. 12, made NFL debut on special teams...Inactive (hamstring) at Carolina, Sept. 19...At New England, Sept. 26, made first NFL start and played on special teams, finishing with two defensive tackles (one solo)...Started and had a career-high ten tackles (six solo) with one quarterback hit, vs. N.Y. Giants, Oct. 3...At Washington, Oct. 10, started and led the team with a career-high 13 tackles (eight solo)...Started and recorded six tackles (five solo), at Seattle, Oct. 25...Vs. Tampa Bay, Oct. 31, started and recorded four tackles (three solo) with one stop for loss...Rotated at WLB and saw time on special teams, recorded two tackles (one solo) with one tackle for loss and recorded two assisted special teams stops, vs. Atlanta, Nov. 7...At Tennessee, Nov. 14, started and saw time on special teams and recorded two tackles (one solo)...Rotated at WLB and special teams and recorded a solo tackle, at Philadelphia, Nov. 21...Vs. Buffalo, Nov. 25, rotated at WLB and saw time on special teams and finished with three tackles (one solo)...Started and saw time on special teams and finished with three tackles (one solo) with one stop for loss, vs. Dallas, Dec. 2...At N.Y. Jets, Dec. 12, Inactive (Elbow)...Rotated in at WLB and saw time on special teams and finished with one solo tackle and one special teams stop, at Tampa Bay, Dec. 19...Vs. Miami, Dec. 27, Started and led the Saints defense with ten tackles in the contest...Rotated in at WLB and appeared on special teams and finished with two tackles (one solo), vs. Carolina, 1/2/22...At Atlanta, 1/9/22, rotated in at WLB and appeared on special teams.

COLLEGE – As a senior, voted by Big Ten coaches as first-team All-Conference and also was a Butkus Award semifinalist, starting all eight games he appeared in during an abbreviated Big Ten season, recording 54 tackles (28 solo), 2.5 stops for loss, one sack, two forced fumbles and one pass defense as the Buckeyes reached the College Football Playoff championship game...As a junior, started all 14 games

VETERANS

for College Football Playoff semifinalists and was ranked second on the Buckeyes with 64 tackles (39 solo), 5.5 tackles for loss for minus 11 yards, three passes defended and two fumble recoveries, earning honorable mention All-Big Ten...As a sophomore, started 13 of 14 games for the Big Ten and Rose Bowl champion Buckeyes, recording 58 tackles (38 solo), a career-high 7.5 stops for loss, three sacks, two forced fumbles and seven passes defended...Lettered as a true freshman for the Buckeyes, playing in 11 games and contributing nine tackles, most coming on special teams...Real estate and urban analysis major and was three-time Academic All-Big Ten selection.

PERSONAL – Rivals, 247Sports and Scout four-star prospect as a standout OLB at Indianapolis Cathedral (Ind.) HS...Ranked among the Top 300 players nationally by both Scout and 247Sports and among the Top 20 outside linebackers...Was a first-team *Associated Press* Class 6A all-state pick as a senior for a team that went 7-5 and advanced to the regional finals...Missed three games due to injury, but recorded 64 tackles, including 17 for loss and eight sacks...Finished third for *Indianapolis Star* Mr. Football honors...Earned state's top linebacker award by *Indianapolis Star*...Rated No. 1 OLB in Midwest by Scout and PrepStar all-Midwest region honoree...Father, Greg, starred in football and baseball at DePauw University, is in its Athletics Hall of Fame and played two years in the NFL with the Jets and Eagles and now has an orthodontist practice in Indianapolis...Older brother, Dan, played football at Harvard.

PETE WERNER

Year	Team	GP	GS	Tot	TACKLES			Yds	INTERCEPTIONS					FUMBLES			
					Solo	Asst	Sk		No	Yds	Lg	TD	PD	FF	FR	Yds	
2021	New Orleans	15	8	59	36	23	0.0	0.0	0	0	0	0	0	0	0	0	0
NFL Totals		15	8	59	36	23	0.0	0.0	0	0	0	0	0	0	0	0	0

ADDITIONAL STATISTICS: Special Teams Tackles — (2021, 3) Total: 3.


CAREER HIGHS: Tackles — 13, at Washington (10/10/21); Solo tackles — 8, at Washington (10/10/21); Sacks — 0; Interceptions — 0; Passes Defended — 0.



FOOTBALL



VETERANS



**KEVIN
WHITE**

**17
WR**

HEIGHT: 6-3 • WEIGHT: 216
COLLEGE: WEST VIRGINIA
JOINED SAINTS: FA-21
NFL EXPERIENCE: 7
BORN: 6/25/92

NFL CAREER – This veteran wide receiver whose career has been held back by injuries has received a new start as a contributor on both offense and special teams for New Orleans. White has played in 23 career games with six starts and has recorded 26 receptions for 323 yards (12.4 avg.), making a 38-yard grab and the first four special teams tackles of his career in 2021 in six contests.

CAREER TRANSACTIONS – Signed by Saints to reserve/future contract, 1/11/22; COVID-19 practice squad elevation by Saints, 12/11/21; Re-signed by Saints to practice squad, 12/7/21; Waived by Saints, 11/30/21; Re-signed by Saints, 11/23/21; Waived by Saints, 11/20/21; Signed by Saints to active roster from practice squad, 11/13/21; COVID-19 practice squad elevation by Saints, 11/6/21; Standard practice squad elevation by Saints, 10/30/21; Standard practice squad elevation by Saints, 10/25/21; Agreed to terms with Saints on a practice squad contract, 9/1/21; Signed by the New Orleans Saints, 8/18/21; Released by the 49ers, 8/11/21; Signed a Reserve/Future contract with San Francisco, 1/4/21; Activated from the Practice Squad Reserve/COVID-19 List by San Francisco, 12/31/20; Placed on the Practice Squad Reserve/COVID-19 List by San Francisco, 12/22/20; Elevated from San Francisco practice squad (COVID-19 replacement), 11/5/20; Elevated from San Francisco practice squad (standard), 10/17/20; Elevated from San Francisco practice squad (standard), 10/10/20; Signed to San Francisco practice squad, 9/6/20; Released by San Francisco, 9/5/20; Signed a one-year contract with San Francisco, 8/27/20; Released by Arizona, 8/21/19; Signed a one-year deal with Arizona, 3/15/19; Placed by the Bears on Injured Reserve, 9/11/17; Placed on Injured Reserve by the Bears, 10/5/16; Placed on Reserve/Physically Unable to Perform by the Bears, 8/30/15; Selected by the Bears in the first round (seventh overall) of the 2015 NFL Draft.

2021 – Played in six games with one start for Saints and had a 38-yard reception and a special teams stop vs. Tampa Bay, Oct. 31. Added one coverage stop in Saints debut at Seattle, Oct. 25, and a career-best two special teams tackles vs. Atlanta, Nov. 7. **2020** – Played in three games for 49ers. **2019** – Went to training camp with Arizona Cardinals. **2018** – Appeared in nine games in final season for Chicago and finished with four receptions for 92 yards (23.0 avg.)...Registered two receptions for a season-high 64 yards vs. New England, Oct. 21. **2017** – Made the start in the opener for Chicago, where he registered two receptions for six yards vs. Atlanta, Sept. 10, prior to being placed on Injured Reserve, Sept. 11. **2016** – Made four starts for Chicago and finished with 19 receptions for 187 yards, prior to being placed on the Injured Reserve list on October 5. **2015** – Placed on the Reserve/Physically Unable to Perform List (leg stress fracture) on August 30.

VETERANS

COLLEGE – Appeared in 24 games (22 starts) in 2 seasons (2013-14) at West Virginia, finishing with 144 receptions for 1,954 yards and 15 TDs. As a senior in 2014, earned first-team All-American and first-team All-Big 12 honors after adding 109 receptions, for 1,447 yards and 10 TDs in 13 games. Transferred to WVU from Lackawanna College where he registered 36 receptions for 535 yards and six touchdowns in two years (2011-12) at the school...Majored in multidisciplinary studies.

PERSONAL – Attended Emmaus (Pa.) HS, where he earned all-Lehigh Valley Athletic Conference selection at two positions (WR and DB)...Comes from a large family, as he is one of seven children...White's younger brothers, Ka'Raun and Kyzir, each made it to the NFL along with their brother Kevin from West Virginia. Ka'Raun spent time with the Seattle Seahawks, Cincinnati Bengals and Pittsburgh Steelers while Kyzir is currently a linebacker for the Philadelphia Eagles after spending his first four seasons with the Los Angeles Chargers...His younger sister, Kiyae', played basketball at Auburn University from 2017-22 and is in her first season as an assistant women's basketball coach at Cal State Northridge University...Had his jersey retired from Lackawanna (PA) Junior College in 2016...Born on June 25, 1992, in Plainville, N.J.

KEVIN WHITE

Year	Team	GP	GS	RECEIVING			Lg	TD
				No	Yds	Avg		
2015	Chicago			RESERVE/PHYSICALLY UNABLE TO PERFORM				
2016	Chicago	4	4	19	187	9.8	32	0
2017	Chicago	1	1	2	6	3.0	6	0
2018	Chicago	9	0	4	92	23.0	54	0
2020	San Francisco	3	0	0	0	-	-	0
2021	New Orleans	6	1	1	38	38.0	38	0
NFL Totals		23	6	26	323	12.4	54	0

ADDITIONAL STATISTICS: Kickoff Returns —1 return for 20 yards in 2020; Special Teams Tackles — (2021, 4)
Total: 4.

CAREER HIGHS: Receptions — 6 (2x, vs. Dallas (9/25/16) and vs. Detroit (10/2/16); Receiving Yards — 64, vs. New England (10/21/18); Long Reception — 54, vs. New England (10/21/18); Receiving TDs — 0 Special Teams Tackles — 2, vs. Atlanta (11/7/21).



FOOTBALL





**P.J.
WILLIAMS**

**26
CB**

HEIGHT: 6-0 • WEIGHT: 196
COLLEGE: FLORIDA STATE
JOINED SAINTS: D3-15
NFL EXPERIENCE: 8
BORN: 6/1/93

NFL CAREER – Selected in the third round of the 2015 NFL Draft out of Florida State, P.J. Williams has appeared in 78 regular season games with 30 starts, posting career totals of 227 tackles (182 solo), four sacks for a loss of 27 yards, eight interception returns for 168 yards with two touchdowns, 31 passes defended, three forced fumbles, two fumble recoveries and five special teams tackles, seamlessly shifting between roles at cornerback, safety and on the team’s coverage units. In seven postseason contests with two starts, he has added 16 tackles (13 solo), six passes defended and one coverage stop. In 2021, he appeared in 16 games with five starts, posting 42 tackles (36 solo), a career-best three interceptions, five passes defended, and one forced fumble.

CAREER TRANSACTIONS – Agreed to terms on a one-year contract, 4/4/22; Agreed to terms on a one-year contract, 3/18/21; Agreed to terms on a one-year contract, 4/2/20; Agreed to terms on a one-year contract, 4/2/19; Placed on reserve/injured, 9/21/16; Placed on reserve/injured, 9/1/15; Signed to a four-year contract, 5/12/15; Selected by the New Orleans Saints in the third round (78th overall) of the 2015 NFL Draft.

HONORS – 2018: NFC Defensive Player of the Week (Week Eight).

2021 - Appeared in 16 games with five starts, posting 42 tackles (36 solo), a career-best three interception returns for a career-high 86 yards with one touchdown, five passes defended, and a forced fumble...Vs. Green Bay, Sept. 12, recorded a solo tackle and a pass defended in the 38-3 win...At Carolina, Sept. 19, started at nickel corner and recorded three tackles (two solo)...At New England, Sept. 26, recorded three tackles (two solo), his first interception of the season, a career-long 46-yard return, and one pass defense...At Washington, Oct. 10, caught his second interception of the year in the fourth quarter, leading to a touchdown and had one pass defended...Vs. Tampa Bay, Oct. 31, picked off Buccaneers QB Tom Brady and returned it 40 yards for a TD in fourth quarter, which clinched the Saints victory and was his third pick of 2021, his second career interception returned for a touchdown... Vs. Atlanta, Nov. 7, recorded three tackles (two solo) and defended a pass...At Tennessee, Nov. 14, played at nickel corner, safety, and on special teams, recording four tackles (three solo)...Vs. Dallas, Dec. 2, rotated at nickel corner and on special teams, recording a team-high eight solo tackles, which also tied a career high, along with a sack...At Tampa Bay, Dec. 19, rotated in at nickel corner and recorded three solo tackles in New Orleans’ 9-0 shutout win...Vs. Miami, Dec. 27, started at SS and finished the contest with three solo tackles...Vs. Carolina, 1/2/22, started at FS in

place of Marcus Williams and finished with three tackles (two solo), a sack and forced a fumble. Left the game (ankle) in the second quarter...At Atlanta, 1/9/22, inactive due to an ankle injury. **2020** – Appeared in 15 games with three starts posting 37 tackles (29 solo), a club-best two fumble recoveries, one interception, two passes defended and three special teams stops... At Las Vegas, Sept. 21, recorded six tackles (four solo), first career fumble recovery and one coverage stop...At Tampa Bay, Nov. 8, played on both defense and one special teams and recorded a season-high five tackles (three solo)...Vs. San Francisco, Nov. 15, played on defense and special teams and made two solo tackles...Vs. Atlanta, Nov. 22, played on defense and special teams and made three solo tackles...At Atlanta, Dec. 6, played on both defense and on special teams, recording two solo tackles, one pass defended and one fumble recovery...At Philadelphia, Dec. 13, played on both defense and special teams, recording a solo tackle...Vs. Kansas City, Dec. 20, played on defense and special teams, recording three tackles (one solo)...Vs. Minnesota, Dec. 25, started at free safety in place of an injured Marcus Williams and recorded four tackles (three solo)...At Carolina, 1/3/21, started at FS and recorded first interception of season, picking off Panthers QB PJ Walker with 4:22 left in game. Finished second on team with five tackles (four solo), a pass defense, and the interception...In NFC Wild Card playoff win vs. Chicago, 1/10/21, played on defense and special teams, recording a pass defense and a coverage stop. **2019** – Played in 14 regular season games with eight starts and posted 42 tackles (34 solo), a sack, an interception, four passes defended and a special teams stop...Posted a pass defense in NFC Wild Card playoff loss vs. Minnesota, 1/5/20...Posted a season-high seven tackles (six solo) and a pass defended vs. Tampa Bay, Oct. 6...Following an in-game injury to Marcus Williams, moved to free safety at Tennessee, Dec. 22, posting one solo tackle... Started at FS and posted three solo tackles at Carolina, Dec. 29. **2018** – Played in 15 regular season games with seven starts and posted a career-high 53 tackles (44 solo), one sack for a ten-yard loss, a 45-yard interception return for a TD, nine passes defended to tie a career-high and his first two career forced fumbles...Opened both playoff contests and posted 11 tackles (nine solo) and two passes defended... Posted season-high seven tackles (five solo) and a forced fumble at N.Y. Giants, Sept. 30...With his 45-yard pick brought back for a score in the club's 30-20 win over Minnesota to go with six tackles (four solo), Oct. 28, selected as NFC Defensive Player of the Week...Started and tied a career-high with three passes defended in a six-tackle (five solo) effort vs. L.A. Rams, Nov. 4...Posted six tackles (five solo), one sack for a ten-yard loss, one pass defended and one forced fumble on Thanksgiving night vs. Atlanta, Nov. 22. **2017** – Played in all 16 regular season games for the first time in career and opened six. Recorded 47 tackles (34 solo), nine passes defended and two interceptions. In two postseason contests, made five tackles (four solo) and two passes defended...In opener at Minnesota, Sept. 11, started and finished with eight tackles (four solo)...Vs. New England, Sept. 7, started and finished with career-high ten tackles (career-high eight solo) and one pass defended...At Carolina, Sept. 24, started and had three tackles (two solo), first career pick in the second quarter and a pass defended...Vs. Washington, Nov. 19, posted eight tackles (five solo)...At L.A. Rams, Nov. 26, started in Marshon Lattimore and Ken Crawley's absence and had three solo tackles, an interception and a career-high three passes defended... Vs. Carolina, Dec. 3, started at RCB in substitute for Lattimore and had four solo tackles...At Atlanta, Dec. 7, saw action as third CB and posted two solo tackles and a pass defended...At Tampa Bay, Dec. 31, started in a multiple-DB formation



VETERANS

and posted four solo tackles and one pass defended. **2016** – Started the first two contests and recorded six tackles (five solo) and two passes defended before being sidelined for season's last 15 weeks following a concussion suffered at N.Y. Giants, Sept. 18. **2015** – Missed most of training camp and the entire regular season (hamstring).

COLLEGE – Started 24 of the 40 games in which he played at Florida State from 2012-14 before declaring for the NFL Draft after his junior year...Recorded 123 tackles (82 solo) with one sack, four interceptions with one returned for a touchdown, 18 passes defended, a forced fumble and a fumble recovery...As a junior in 2014, started all 13 games he played in, finishing with 74 tackles (52 solo), one sack, 6.5 tackles for loss, one interception, 10 passes defended, one forced fumble and a fumble recovery. Semifinalist for Thorpe Award, *USA Today* All-America second-team selection and a first-team All-ACC selection...As a sophomore in 2013, blossomed into one of the ACC's best defensive backs, earning All-ACC honorable mention honors from conference media and coaches. Captured Defensive MVP in BCS National Championship Game vs. Auburn after making seven tackles, including a half-tackle for loss and interception on consecutive plays at the start of fourth quarter when the Seminoles trailed 21-13. Pick of Auburn QB Nick Marshall provided a spark and led to a TD. In 13 games with 11 starts, recorded 35 tackles (21 solo), 1.5 tackles for loss, three interceptions and seven passes defended. Key member of nation's top-ranked pass defense (156.6 ypg.) and third-ranked defense (281.4 ypg.). FSU also led nation in interceptions (26) and scoring defense (12.1 ppg.)...As a freshman, played in 14 games, posting 14 tackles and a pass defended.

PERSONAL: Played S and WR for Vanguard (Ocala, Fla.) HS and was named school's first-ever Under Armour All-American...Recorded 52 tackles as a senior and earned *Associated Press* Class 6A All-State first-team honors as a defensive utility player...Played in Under Armour All-America game...Named *Ocala Star-Banner* first-team All-County, to the Super 75 by the *Florida Times-Union* and ranked number 52 on the *Orlando Sentinel's* 2012 Florida Top 100...Has been clocked with sub 4.4 time in 40-yard dash...Earned All-County honors as a junior after logging 83 tackles and an interception as the starting safety...Posted a county-best 33.8-yards-per-return average on kickoffs, including a school-record four touchdowns as a sophomore... Served as a speaker at 2015 Saints/NFL High School Coaches Forum...Hosts annual football camp in hometown of Ocala... In 2022, instructed at the Kenny Shaw RAW football camp in Orlando, hosted by his former college teammate



P.J. WILLIAMS

Year	Team	GP	GS	Tot	TACKLES			Yds	INTERCEPTIONS			FUMBLES				
					Solo	Asst	Sk		No Yds	Lg	TD	PD	FF	FR	Yds	
2015	New Orleans							INJURED RESERVE								
2016	New Orleans	2	2	6	5	1	0.0	0.0	0	0	0	2	0	0	0	
2017	New Orleans	16	6	47	34	13	0.0	0.0	2	7	7	0	9	0	0	
2018	New Orleans	15	7	53	44	9	1.0	10.0	1	45	45	1	9	2	0	
2019	New Orleans	14	8	42	34	8	1.0	1.0	1	0	0	4	0	0	0	
2020	New Orleans	15	3	37	29	8	0.0	0.0	1	30	30	0	2	0	2	
2021	New Orleans	16	5	42	36	6	2.0	16.0	3	86	46	1	5	1	0	
NFL totals		78	31	227	182	45	4.0	27.0	8	168	46	2	31	3	2	0

ADDITIONAL STATISTICS: Special Teams Tackles — (2019, 1); (2020, 3) **Total: 34**


CAREER HIGHS: Tackles — 10, vs. New England (9/17/17); **Solo Tackles** — 8 (2x), vs. New England (9/17/17) and vs. Dallas (12/2/21); **Sacks** — 1 (4x), last vs. Carolina (1/2/22); **Interceptions** — 1 (8x), last vs. Tampa Bay (10/31/21); **Passes Defensed** — 3 (2x), at Los Angeles Rams (11/26/17) and vs. Los Angeles Rams (11/4/18); **Forced Fumbles** — 1 (3x), last vs. Carolina (1/2/22); **Fumble Recoveries** — 1 (2x), last at Atlanta (12/6/20).

POSTSEASON

Year	Team	GP	GS	Tot	TACKLES			Yds	INTERCEPTIONS			FUMBLES			
					Solo	Asst	Sk		No Yds	Lg	TD	PD	FF	FR	Yds
2017	New Orleans	2	0	5	4	1	0.0	0.0	0	0	0	2	0	0	0
2018	New Orleans	2	2	11	9	2	0.0	0.0	0	0	0	2	0	0	0
2019	New Orleans	1	0	0	0	0	0.0	0.0	0	0	0	1	0	0	0
2020	New Orleans	2	0	0	0	0	0.0	0.0	0	0	0	1	0	0	0
NFL totals		7	2	16	13	3	0.0	0.0	0	0	0	6	0	0	0

ADDITIONAL STATISTICS: Special Teams Tackles — (2020, 1) **Total: 1.**

POSTSEASON CAREER HIGHS: Tackles —8, vs. Los Angeles Rams (1/20/19); **Solo Tackles** — 7, vs. Los Angeles Rams (1/20/19); **Sacks** — 0; **Interceptions** — 0; **Passes Defensed** — 1 (6x), last vs. Chicago (1/10/21).



ERIC WILSON

58 LB

HEIGHT: 6-1 • WEIGHT: 230

COLLEGE: CINCINNATI

JOINED SAINTS: FA-22

NFL EXPERIENCE: 6

BORN: 9/26/94

NFL CAREER – Originally signed as an undrafted free agent out of Cincinnati by the Minnesota Vikings in 2017, Wilson will provide experience and depth to the Saints linebacker corps and special teams units. In five seasons with the Vikings (2017-21), Philadelphia Eagles (2021) and Houston Texans (2021), the Redford, Mich. native has appeared in 78 regular season games with 27 starts and recorded 278 tackles (153 solo), eight sacks, four interception returns for 30 yards, nine passes defensed, two forced fumbles, three fumble recoveries and 26 special teams tackles. He’s appeared in four postseason games with two starts, posting 14 tackles (nine solo) and a coverage stop.



VETERANS

CAREER TRANSACTIONS – Signed by New Orleans, 5/16/22; Acquired by Houston off waivers from Philadelphia, 11/4/21; Waived by Philadelphia, 11/3/21; Signed by the Philadelphia Eagles to a one-year contract (UFA-MIN), 4/14/21; Re-signed to a one-year contract by Vikings, 5/8/20; Signed by the Minnesota Vikings to a three-year contract as an undrafted free agent, 5/1/17.

2021 – Played in 14 games with two starts for the Eagles and Texans, tallying 44 tackles (19 solo), one interception return for seven yards, one pass defense and two special teams stops...Picked off quarterback Patrick Mahomes and returned it seven yards, at Kansas City, Oct. 3, adding 11 tackles in his only start of the season at middle linebacker. **2020** – Finished his final season in Minnesota as the only NFL player to post 100+ tackles (team-leading, career-high 122), 3.0+ sacks (three) and three interceptions (three returned for 23 yards), playing in all 16 games with 15 starts. Also had a team-best eight stops for loss, a forced fumble, two fumble recoveries, a special teams tackle and a blocked PAT attempt...Led the Vikings with nine tackles (four solo) and also blocked a PAT attempt by Cowboys kicker Greg Zuerlein, vs. Dallas, Nov. 22...Produced a career-high 13 tackles (eight solo) and intercepted Lions QB Matthew Stafford during the third quarter of win vs. Detroit, Nov. 8. Also shared a split-sack of Stafford...Tallied fumble recoveries in back to back games vs. Atlanta, Oct. 18, and at Green Bay, Nov. 1 to end the season with a career-high two recoveries for seven yards...Made six tackles (four solo) while also intercepting and sacking Seahawks quarterback Russell Wilson, at Seattle, Oct. 11...Recorded seven tackles (four solo) and sacked Titans wide receiver Adam Humphries on a trick play vs. Tennessee, Sept. 27...Picked off Colts quarterback Philip Rivers, at Indianapolis, Sept. 20. **2019** – Played in 16 regular season games with six starts, recording 62 tackles (36 solo), three sacks, one fumble recovery, seven special teams stops and one blocked punt. Started both playoff contests and recorded 13 tackles (nine solo)...Posted a season-best 12 tackles (seven solo) and also brought down Bears quarterback Mitch Trubisky vs. Chicago, Dec. 29...Recorded 11 tackles (seven solo) and posted a career-high 2.0 sacks against Raiders quarterback Derek Carr in the win vs. Oakland, Sept. 22...Blocked a punt by Falcons punter Matt Bosher in the first quarter vs. Atlanta, Sept. 8. Marked his first career blocked punt. **2018** – Played in 16 games with four starts for Minnesota and posted 42 tackles (31 solo), two sacks and a career-high eight special teams stops...Made nine tackles (eight solo) and sacked Stafford in the fourth quarter of the victory at Detroit, Dec. 23...Sacked Trubisky at Chicago, Nov. 18. **2017** – Played in all 16 regular season games and both playoff contests for Vikings as an undrafted rookie, tallying eight tackles (five solo) and a forced fumble on defense, as well as five special teams stops...Recorded first career forced fumble vs. Cincinnati, Dec. 1. Posted a special teams stop in NFC Divisional Playoff vs. New Orleans, 11/14/18.

COLLEGE – Started 24 of 38 career games at Cincinnati...Led the Bearcats in tackles during both his junior and senior seasons...Named first-team All-AAC and the Claude Rust Award winner as the team's MVP as a senior in 2016...Also finished this season with a career-best 126 tackles and 3.0 sacks...Earned second-team All-AAC honors following his junior campaign in 2015...Voted AAC Defensive Player of the Week for an 18-tackle performance against Miami (OH), Sept. 9.

VETERANS

PERSONAL – Attended Lee M. Thurston (Redford, Mich.) HS, where he helped the team to four straight conference titles in football, earning All-State honors...Also competed in track and basketball.

ERIC WILSON

Year	Team	GP	GS	Tot	TACKLES			Yds	INTERCEPTIONS				FUMBLES			
					Solo	Asst	Sk		No	Yds	Lg	TD	PD	FF	FR	Yds
2017	Minnesota	16	0	8	5	3	0.0	0.0	0	0	0	0	0	1	0	0
2018	Minnesota	16	4	42	31	11	2.0	13.0	0	0	0	0	0	0	0	0
2019	Minnesota	16	6	62	36	26	3.0	24.0	0	0	0	0	0	0	1	0
2020	Minnesota	16	15	122	62	60	3.0	14.5	3	23	16	0	8	1	2	7
2021	Philadelphia	7	2	43	18	25	0.0	0.0	1	7	7	0	1	0	0	0
2021	Houston	7	0	1	1	0	0.0	0.0	0	0	0	0	0	0	0	0
NFL totals		78	27	278	153	125	8.0	51.5	4	30	16	0	9	2	3	7

ADDITIONAL STATISTICS: Special Teams Tackles — (2017, 5); (2018, 8); (2019, 7); (2020, 1); (2021, 2) **Total: 23;**
Blocked Punts — (2019, 1) **Total: 1;** Blocked PATs — (2020, 1) **Total: 1;**

CAREER HIGHS: Tackles — 13, vs. Detroit (11/8/20); **Solo Tackles** — 8 (2x), at Detroit (12/23/18) and vs. Detroit (11/8/20); **Sacks** — 2, vs. Oakland (9/23/29); **Interceptions** — 1 (8x), last vs. Tampa Bay (10/31/21); **Passes Defensed** — 2 (2x), last at New Orleans (12/25/20); **Forced Fumbles** — 1 (2x), last vs. Green Bay (9/13/20); **Fumble Recoveries** — 1 (3x), last at Green Bay (11/1/20).


POSTSEASON

Year	Team	GP	GS	Tot	TACKLES			Yds	INTERCEPTIONS				FUMBLES			
					Solo	Asst	Sk		No	Yds	Lg	TD	PD	FF	FR	Yds
2017	Minnesota	2	0	1	0	1	0.0	0.0	0	0	0	0	2	0	0	0
2019	Minnesota	2	2	13	9	4	0.0	0.0	0	0	0	0	1	0	0	0
NFL totals		4	2	14	9	5	0.0	0.0	0	0	0	0	3	0	0	0

ADDITIONAL STATISTICS: Special Teams Tackles — (2017, 1) **Total: 1.**

POSTSEASON CAREER HIGHS: Tackles —10, at San Francisco (1/11/20); **Solo Tackles** — 7, at San Francisco (1/11/20); **Sacks** — 0; **Interceptions** — 0; **Special Teams Tackles** — 1, vs. New Orleans (1/14/18).

FOOTBALL



JAMEIS WINSTON

2 QB

HEIGHT: 6-4 • WEIGHT: 231
 COLLEGE: FLORIDA STATE
 JOINED SAINTS: UFA-20 (TB)
 NFL EXPERIENCE: 8
 BORN: 1/6/94

NFL CAREER – Originally selected with the first overall pick in the 2015 NFL Draft by the Tampa Bay Buccaneers out of Florida State, Winston enters his third season in New Orleans. Starting the first seven games before suffering a season-ending injury, Winston completed 95-of-161 passes (59.0%) for 1,170 yards, 14 touchdowns, three interceptions and a 102.8 passer rating while adding a rushing score with a 5-2 record in 2021. The Bessemer, Ala. native has appeared in 83 regular season games with 77 starts, completing 1,665-of-2,720 passes (61.2%) for 20,982 yards with 135 touchdowns, 11 interceptions and an 87.8 passer rating, while adding 1,204 rushing yards and 91 touchdowns and being named to the Pro Bowl in 2015. From 2015-19, Winston set numerous Buccaneers passing records including both the franchise's career and single-season marks in passing yards and the career record for touchdown passes. In 2019, Winston posted career-highs in passing yards (5,109), touchdown passes (33), completions (380), and yards-per-attempt (8.2). During a two-game stretch in wins in Weeks 14 and 15, Winston tossed for 456 and 458 yards, becoming the only player in NFL history to pass for 450 yards in consecutive contests. Winston's NFL-best 5,109 passing yards was the eighth-highest total in NFL record books, as he became only the eighth passer to reach 5,000 yards passing.

CAREER TRANSACTIONS – Agreed to terms with New Orleans on a two-year contract, 3/22/22; Placed by New Orleans on Injured Reserve, 11/6/21; Agreed to terms with New Orleans on a one-year contract, 3/15/21; Signed by New Orleans to a one-year contract (UFA-TB), 4/28/20; Fifth-year team option exercised by Tampa Bay, 4/17/18; Signed by Tampa Bay to a four-year contract, 5/1/15; Selected by Tampa Bay in the first round (1st overall) of 2015 NFL Draft.

HONORS – **2019**: NFC Offensive Player of the Week (Week 4); FedEx Air Player of the Week (Week 4). **2016**: NFC Offensive Player of the Week (Week 1); FedEx Air Player of the Week (Week 1); Castrol EDGE Clutch Performer of the Week (Week 13). **2015**: Pro Bowl; Pepsi Rookie of the Year; NFL Offensive Rookie of the Month (November); Pepsi Rookie of the Week (Weeks 2, 5 & 11); FedEx Air Player of the Week (Week 11).

2021 – Started all seven games he appeared in, completing 95-of-161 passes (59.0%) for 1,170 yards, 14 touchdowns, three interceptions and a 102.8 passer rating while adding a rushing score on 32 carries for 166 yards with a 5-2 record...Vs. Green Bay, Sept. 12, made his first start for the Saints and threw for 148 yards on 14-of-20 passing with a 130.8 passer rating in the 38-3 win in Jacksonville, Fla. Winston threw five touchdown passes, with a long of 55 yards on a touchdown pass to Deonte Harris. His five touchdown passes tied a career-high from when he threw

five touchdowns against the Eagles (11/22/15) as a member of Tampa Bay. He also finished with 37 rushing yards on six attempts. In his first start with the Saints, Winston became the third player since 1950 to throw five touchdowns in his first start with a team. Winston's 148 passing yards is the fewest yards with five passing touchdowns since 1948. With zero interceptions, Winston became the first quarterback in NFL history to throw five touchdown passes with zero picks in his first career start with a new team in a season-opener. Overall, Winston became the seventh quarterback with five touchdown passes and no interceptions in a opener, and first since Ravens QB Lamar Jackson did so at Miami, Sept. 8, 2019. Winston became the 33rd player to start a game at quarterback for New Orleans, and 11th to win in his first start. The victory was Winston's third career opening day victory and his first win over Green Bay...At Carolina, Sept. 19, completed 11-of-22 passes for 111 yards and two interceptions. Winston got the Saints on the scoreboard with his first rushing touchdown of the season with 14:37 left in the fourth quarter. Winston eclipsed 20,000 career passing yards...At New England, Sep., 26, completed 13-of-21 passes for 128 yards and two scores in 28-13 win....Vs. N.Y. Giants, Oct. 3, completed 17-of-23 passes for 226 and one score on the day, without having a chance to see the field in overtime. Winston completed 12 consecutive passes at one point in the contest to tie a career-high. This was Winston's first start in the Caesars Superdome as a Saint... At Washington, Oct. 10, made his 75th career start, completing 15-of-30 passes for 279 yards and four scores with a 108.2 passer rating. Also had six rushes for 26 yards. Winston threw a 72-yard touchdown pass to Deonte Harris in the first quarter, the longest of his career. Marquez Callaway also caught a 49-yard touchdown pass to end the first half; the last time the Saints had two scoring plays of 45 yards or more was on December 18, 2016, at Arizona when WR Brandin Cooks had 45-yard and 65-yard touchdown receptions from Drew Brees. Also marked the first time Winston has thrown two TD passes over 45 yards in his career. Winston's 279 passing yards were the most in his Saints career. Washington became the 19th team Winston has defeated as a starter...At Seattle, Oct. 25, completed 19-of-35 passes for 222 yards and one score. Also rushed eight times for 40 yards, his season high and also his most rushing yards with the Saints. Winston led the Saints on their longest scoring drive of the season, which lasted 19 plays for a total of 86 yards and accounted for a total of 10:16. In his first Monday night start since 2017, Winston improved his record on Monday nights to 2-1...Vs. Tampa Bay, Oct. 31, made first career start against his former team, going 6-of-10 passing for 56 yards and a touchdown with four rushes for 40 yards. On a scramble in the second quarter, suffered season-ending left knee injury. Tampa Bay became the 20th team Winston's defeated as a starter. Winston now has a winning record against six of the 28 teams he has started against. **2020** – Appeared in four regular season games in his first season in New Orleans and completed 7-of-11 passes for 75 yards and had six rushes for -4 yards...Appeared in relief of an injured Brees vs. San Francisco and helped Saints hold on for win, Nov. 15, completing six-of-ten passes for 63 yards and carrying three times for -1 yards... In NFC Divisional Playoff vs. Tampa Bay, 1/17/21, completed a 56-yard touchdown pass to Tre'Quan Smith. **2019** – Started all 16 games, completing 380-of-626 passes (60.7 pct.), for 5,109 yards (8.16 avg.), 33 touchdowns and 30 interceptions in his final season with the Tampa Bay Buccaneers. Posted career-highs and franchise records in passing yards (5,109), 300-yard passing games (11), touchdown passes (33), completions (380) and attempts (626). Winston's NFL-best 5,109 passing yards was the eighth-highest total in league record books, as he became only the eighth passer to ever reach 5,000 yards passing. Posted 8.16 yards per attempt in 2019, the second-highest in team history...In win at Carolina, Sept. 12, completed



VETERANS

16-of-25 passes for 208 yards, with one touchdown and a 103.4 rating...Vs. N.Y. Giants, Sept. 22, completed 23-of-37 passes for 380 yards, with three touchdowns, an interception and a 112.4 passer rating...In 55-40 win at L.A. Rams, Sept. 29, where the Buccaneers set club scoring record, completed 28-of-41 passes for 385 yards, with four touchdowns, one interception and a 120.5 passer rating...At New Orleans, Oct. 6, completed 15-of-27 passes for 204 yards, with two touchdowns and a 104.6 rating...At Seattle, Nov. 3, completed 29-of-44 passes for 335 yards, with two touchdown passes and a 103.9 passer rating...In a win vs. Arizona, Nov. 10, completed 30-of-48 passes for 358 yards, with one touchdown and two interceptions. In fourth quarter with Arizona ahead 27-23, completed a pass for a 49-yard gain to Chris Godwin that set up go-ahead touchdown. Also had career-long 26-yard rush... In win vs. Atlanta, Nov. 24, completed 18-of-28 passes for 313 yards, with three touchdowns, two interceptions and a 108.2 passer rating, including a career-long 71-yard completion for a TD...Winston's 13 consecutive games with a touchdown pass from 12/23/18-11/24/19, tied for the second-longest streak in team history...In a victory at Jacksonville, Dec. 1, completed 21-of-38 passes for 268 yards...Vs. Indianapolis, Dec. 8, completed 33-of-45 passes for 456 yards, with four touchdowns, three interceptions and a 107.3 passer rating. The 277 first-half passing yards was the fifth-most in a single half in team history and the 456 passing yards is fourth-most in a game in team history...In a win at Detroit, Dec. 15, completed 28-of-42 passes for 458 yards, with four touchdowns, one interception and a 124.9 rating. The 308 first-half passing yards was the third-most in a single half in team history and the 458 passing yards was the third-most in team history. **2018** – Started 9-of-11 games played, completing 244-of-378 passes (64.6 pct.), for 2,992 yards, 19 touchdowns and 14 interceptions, for a rating of 90.2...Made 2018 debut at Chicago, Sept. 30, coming on in relief of Ryan Fitzpatrick in second half, completing 16-of-20 passes (career-high 80.0%) for 145 yards with a touchdown and two interceptions...At Atlanta, Oct. 14, completed 30-of-41 passes (73.1 pct.) for 395 yards, with four touchdowns and two interceptions, for a 115.4 passer rating. Carried five times for 31 yards...In overtime victory against Cleveland, Oct. 21, totaled 420 yards of offense (365 passing, a career-high 55 rushing). In final overtime drive, completed two-of-three passes for 21 yards to set up a game-winning field goal...Came on in relief of starter Fitzpatrick at N.Y. Giants, Nov. 18, leading four consecutive touchdown drives, finishing the game 12-of-16 (75.0 pct.) for 199 yards (12.4 avg.), with two touchdowns and an interception, for a passer rating of 129.9. Winston's interception came on a Hail Mary attempt with under 30 seconds remaining. Prior to that point, Winston had a 158.3 passer rating. With his Giants game totals, tied Vinny Testaverde for the second-most passing touchdowns in team history and eclipsed Trent Dilfer for the third-most passing yards...Started against San Francisco, Nov. 25, completed 29-of-38 passes (76.3 pct.) for 312 yards, two touchdowns and no interceptions, for a 117.4 rating. With his totals, eclipsed Testaverde for the second-most passing touchdowns in team history...Against Carolina, Dec. 2, completed 20-of-30 passes for 249 yards, with two touchdowns and no interceptions, for a 114.4 rating, marking his third consecutive game with a passer rating over 100. With his totals against Carolina, he became Tampa Bay's franchise leader in touchdown passes, surpassing Josh Freeman, and he eclipsed Freeman for the second-most passing yards in team history...Threw two touchdowns against New Orleans, Dec. 9...At Dallas, Dec. 23, completed 34-of-48 passes (70.8 pct.) for 338 yards with one touchdown for a 97.2 rating...Completed 22-of-35 passes (62.9 pct.) for 345 yards with four touchdowns and one interception, for a passer rating of 121.7 against Atlanta, Dec. 30. **2017** – Started all 13 games he played in, completing 282- of-442 passes (63.8 pct.) for 3,504

yards, 19 touchdowns and 11 interceptions, for a passer rating of 92.2...In a 29-7 win over Chicago, Sept. 17, completed 18-of-30 passes (60.0 pct.) for 204 yards, with one touchdown, for a rating of 91.5...Completed 28-for-40 passes (70.0) for 328 yards and two touchdowns at Minnesota, Sept. 24...In win against N.Y. Giants, Oct. 1, completed 22-of-38 passes for 332 yards and three touchdowns, for a passer rating of 113.0. Completed five-of-five passes for 54 yards and converted a first down with his legs on a seven-yard run to help set up a game-winning 34-yard field goal as time expired...Completed 26-of-46 passes for 334 yards and one touchdown for a rating of 86.7 vs. New England on Thursday Night, Nov. 5. 225 of his passing yards came in the fourth quarter, the second-most in any quarter in team history, trailing his own record of 238 set in 2015 (fourth quarter at St. Louis Rams, Dec. 17, 2015). Winston's 225 fourth quarter passing yards are the most by any quarterback since his own mark in 2015...At Arizona, Oct. 15, completed 5-of-10 passes for 61 yards before exiting (shoulder)...Completed 32-of-44 passes (72.7 pct.) for 384 yards and three touchdowns, for a 112.3 rating at Buffalo, Oct. 22...Against Carolina, Oct. 29, threw for 210 yards...At New Orleans, Nov. 5, went 7-of-13 for 67 yards in the first half, but did not play in the second half due to a shoulder injury. Winston's totals brought his career passing yards over 10,000, in just his 40th game. Only the eighth player in NFL history at the time to do so. Was the second-youngest player to ever reach 10,000 passing yards, trailing Drew Bledsoe...Returned at Green Bay, Dec. 3 and completed 21-of-32 passes (65.6 pct.) for 270 yards, with two touchdowns, zero interceptions and a 112.8 passer rating...Against Detroit, Dec. 10, completed 26- of-38 passes (68.4 pct.) for 285 yards, with two touchdowns. Winston's totals had him pass Bledsoe for the ninth-most passing yards by a player through their first three seasons in NFL history...On Monday Night Football vs. Atlanta, Dec. 18, completed 27-of-35 passes (77.1 pct.) for 299 yards, with three touchdowns, zero interceptions and 130.5 rating. Winston's 77.1 completion percentage was the highest by a Buccaneers quarterback since 2013 (Mike Glennon. 87.0 vs. Atlanta, Nov. 17, 2013)...At Carolina, Dec. 24, Winston completed 21-of-27 passes (77.8 pct.) for 367 yards and a touchdown, for a 131.1 rating. Became the first quarterback to complete at least 75 percent of his passes in consecutive games since the 2010 season (Josh Freeman, 12/26/10 vs. Seattle, 1/2/11 at New Orleans)...In a Week 17 win vs. New Orleans, Dec. 31, threw for 363 yards, including a game-winning 39-yard TD to Godwin with under ten seconds left. Also rushed for 32 yards and a TD. With his Week 16-17 totals, became only player in franchise history to post consecutive games with at least 350 passing yards. Finished year with six games of 300 or more passing yards, at the time the most such games in a single season in franchise history. Winston's totals had him pass Cam Newton, Andy Dalton and Dan Marino for the third most passing yards by a player through their first three seasons in NFL history, trailing only Andrew Luck and Peyton Manning. **2016** – Tied for seventh in the NFL with 28 touchdown passes and ranked 12th in passing yards, with 4,090...Started all 16 games, completing 345-of-567 passes for 4,090 yards, with 28 touchdowns and 18 interceptions...In season opener at Atlanta, Sept. 11, completed 23-of-32 passes (71.9 pct.) for 281 yards, with four TDs, an interception and a 125.1 rating. Earned NFC Offensive Player of the Week...Vs. L.A. Rams, Sept. 25, completed 36-of-58 pass attempts (62.1 pct.) for 405 yards and three TDs, with a 93.0 rating....Rushed for seven-yard TD vs. Denver, Oct. 2, the seventh of his career, second-most by a QB in team history...At Carolina, Oct. 10, in his first career Monday Night Football game, completed 18-of-30 passes for 219 yards and a touchdown for a rating of 93.6. Recorded first game-winning drive of season at Carolina, leading an 11-play, 66-yard drive that ended with a 38-yard game-winning field goal, giving Tampa Bay a 17-14 prime time victory...At San



VETERANS

Francisco, Oct. 23, went 21-of-30 for 269 yards with three touchdowns and one interception, for a rating of 117.2...Threw two touchdown passes with no interceptions against Oakland, Oct. 30...On Thursday Night Football vs. Atlanta, Nov. 3, completed 23-of-37 passes (62.2 pct.) for 261 yards, three touchdowns and zero interceptions, for a 110.3 rating...Vs. Chicago, Nov. 13, completed 23-of-33 passes (69.7 pct.) for 312 yards, with two TDs, for a 107.1 rating. Winston's first TD pass vs. Chicago brought career total to 40. At 22 years, 312 days old, he became youngest player in NFL history to throw for 40 TDs...Completed 24-of-39 passes (61.5 pct.) for 331 yards and a touchdown for a 97.3 rating in win at Kansas City, Nov. 20. Winston's consecutive games with 300 or more passing yards were the first time he had accomplished feat...Led team to fifth road victory of 2016 at San Diego, Dec. 4, completing 20-of-30 passes (66.7 pct.) for 280 yards with a touchdown and an interception, for a 93.8 rating. Credited with his fifth career game-winning drive in win over Chargers, helping lead team to 11 fourth-quarter points, overcoming a 21-17 deficit entering final period...Recorded 90+ rating in five straight games (Weeks 9-13)...In win vs. New Orleans, Dec. 11, completed 16-of-26 passes (61.5 pct.) for 184 yards...Threw for 247 yards and two touchdowns on Sunday Night Football at Dallas, Dec. 18...At New Orleans, Dec. 24, threw for 277 yards and two touchdowns... Led a game-winning drive vs. Carolina, 1/1/17, driving the team 74 yards, connecting with Mike Evans with 3:13 left in fourth quarter. Finished the game going 20-of-35 for 202 yards, one touchdown and an interception. **2015** – Started all 16 games, finishing with 84.2 rating, going 312-of-535 for 4,042 yards with 22 touchdowns and 15 interceptions. Also rushed 54 times for 213 yards and six touchdowns...Made NFL debut and finished the day against Tennessee, Sept. 13, completing 16-of-33 passes for 210 yards, two touchdowns and two interceptions...Connected with Austin-Seferian Jenkins on both touchdown passes, his first-career scoring toss being for five yards and the second for 41 yards...At New Orleans, Sept. 20, finished the game going 14-of-21 for 207 yards and one touchdown, for a 114.6 rating – and rushed for a touchdown, the first of his pro career in the regular season...At Houston Sept. 27, finished going 17-of-36 for 261 yards for a touchdown and one interception...Against Carolina, Oct. 4, finished with then-career high in attempts (43), completions (26) and passing yards (287), while tying his then-career high in passing touchdowns (two)... Vs. Jacksonville, Oct. 11, completed 13 of 19 passes for 209 yards with a touchdown and no interceptions, earning a 122.5 rating, the fourth-highest single-game mark by a rookie in team history...At Washington, Oct. 25, finished the game going 21-of-29 for 297 yards and two touchdowns, including a 40-yard scoring pass to Evans on the third offensive play of the game. His passing yards tied for fourth-most ever by a Buccaneers rookie and his passer rating set the third-best mark by a rookie in team history...At Atlanta, Nov. 1, finished the day going 16-of-29 for 177 yards with one touchdown, as well as rushing three times for 24 yards and one touchdown, including a career-long 21-yard scramble in third quarter that set up his four-yard rushing touchdown three plays later. Led first career game-winning drive, beating the Falcons in overtime after leading the team on a 15-play, 68-yard drive that ended with a 31-yard field goal for the 23-20 lead, becoming only the third rookie quarterback in team history to lead the team to an overtime victory. With second career rushing touchdown at Atlanta, Nov. 11, leads Buccaneers rookie quarterbacks for the most rushing touchdowns in franchise history...Against N.Y. Giants, Nov. 8, went 19-of-36 for 247 yards while throwing no interceptions and recording three rushes for 24 yards, including a 10-yard scramble into the end zone for his third rushing touchdown of the season...Vs. Dallas, Nov. 15, completed 22-of-39 passes for 264 yards with two interceptions, as well as recording three rushes for three yards, including a one-yard

rushing touchdown in the fourth quarter to win the game. Game-winning drive marked his first career fourth-quarter comeback and the team's first that season...Ended the day at Philadelphia, Nov. 22, going 19-of-29 for 246 yards with five touchdowns and no interceptions, including four TDs in the first half, marking the most in a first half in team history and tied for the most in a first half in NFL that season. His five passing touchdowns are tied for the most in a single game by a rookie since the 1970 NFL merger and also tied the franchise single-game record...At Indianapolis, Nov. 29, finished going 20-of-36 for 245 yards with a touchdown and an interception, and established team record for passing yards by a rookie, with 2,650...Against Atlanta, Dec. 6, completed 18-of-27 passes for 227 yards with one touchdown and one interception, as well as recording five rushes, which included a five-yard rushing touchdown and a 20-yard rush to convert on third-and-19 on what would be the game-winning drive. Led the team on a 12-play, 80-yard drive to win the game against Atlanta, marking the third game-winning drive of his career and his second career fourth-quarter comeback drive. He is also one of only nine quarterbacks this season to direct at least three game-winning drives, and is the only rookie to do so, per data compiled by Pro Football Reference...Vs. New Orleans, Dec. 13, went 18-of-32 for 182 yards, one touchdown and no interceptions...At St. Louis, Dec. 17, finished going 29-of-50 for 363 yards with two touchdowns – his 363 passing yards are the second-most by a rookie in team history. Led the team on a 98-yard touchdown drive at St. Louis, tied for the longest drive in team history. Threw for 238 yards in fourth quarter, the most in any quarter in franchise history and the most by a quarterback in the fourth quarter since 2012 Eli Manning, 243 passing yards vs. Tampa Bay, Sept. 16, 2012. Fourth-quarter passing yardage is the most in any quarter since Aaron Rodgers in 2014 (242 yards, second quarter vs. Chicago)...Against Chicago, Dec. 27, went 15-of-29 for 295 yards and two touchdowns with an interception...In season finale at Carolina, 1/3/16, finishing 29-of-47 for 325 yards, while adding 14 rushing yards and one rushing touchdown - marking his second 300-yard game of the year and the third-most passing yardage in a single game by a Buccaneers rookie.

COLLEGE – In his two seasons at the helm in Tallahassee, Winston posted a 27-1 record as a starter, became only the second freshman to win the Heisman Trophy in 2013 and led the Seminoles to back-to-back 13-0 regular seasons as well as a victory over Auburn in the 2014 BCS National Championship where he was named the game's Offensive MVP. Finished his college career with 7,964 passing yards, 65 touchdown passes and a 163.3 rating. In 2014, started 13 games, completing 305-of-467 passes (65.3 pct.) for 3,907 yards 25 touchdowns and 18 interceptions... Also rushed 57 times for 65 yards and three touchdowns...Helped lead Florida State to their second-consecutive undefeated regular season and ACC Championship, while earning a berth in the first-ever College Football Playoff Semifinal at the Rose Bowl...Led the ACC in passing yards (3,907), passing yards per game (300.5), attempts (467), completions (305) and completion percentage (65.3)...Set a Florida state record with 305 completions, while his 3,907 passing yards are the third-most in a single season in school history...Ranked sixth in the NCAA in passing yards (3,907) and eighth in yards per game (300.5)...Named first-team All-ACC by league coaches and media...A finalist for the Manning Award and a semifinalist for the Davey O'Brien, Maxwell and Walter Camp Player of the Year Awards...Led the NCAA with four game-winning fourth-quarter drives in 2014, including the biggest comeback in school history at Louisville, where he passed for a season-high 401 yards and threw three second-half touchdowns to overcome a 21-0 deficit...In 2013, started 14 games, completing 257-of-384 passes (66.9 pct.) for 4,057 yards with 40 touchdowns and 10



VETERANS

interceptions. Also rushed 88 times for 219 yards and four touchdowns...Winner of the 2013 Heisman...At 19 years, 342 days old, was the youngest player to ever win the Heisman, and was only the second freshman to do so...Won the Davey O'Brien and Manning Awards, while placing as a finalist for the Maxwell Award...Named ACC Offensive Player of the Year, ACC Rookie of the Year and ACC Offensive Rookie of the year...The first freshman in the history of the conference to earn ACC Player of the Year...Set the ACC record, the Florida State record and the NCAA freshman record for touchdown passes (40), while breaking the NCAA freshman record for passing yards (4,057)...A first-team All-ACC selection and a consensus All-American...Led Florida State to a 14-0 record, an ACC Championship and the 2013 BCS National Championship...Named offensive MVP of the national championship game, throwing for 237 yards and two touchdowns, including leading a seven-play, 80-yard drive that culminated in a two-yard touchdown pass to give Florida State the lead with only 13 seconds remaining...Earned ACC Championship Game MVP honors...Helped lead an offense that set the NCAA record for total points (723 – 51.6 ppg.), while also establishing school and conference records for total yards (7,267)...Named to All-ACC Academic Team...Redshirted as a true freshman in 2012...Graduated in April, 2022 with a bachelor's degree in social sciences and a minor in business.

PERSONAL – Top quarterback prospect in class of 2012, rated a five-star quarterback by Scout...No. 14 on the ESPNU 150 and No. 1 quarterback nationally, No. 5 player regionally and No. 1 player in Alabama...Named to the 2012 USA Football National Team (U19) for the 2012 International Bowl...*USA Today* 2011 All-USA first-team All-American, 2012 *Parade* All-American, ESPNHS first-team All-American and Under Armour All-American...Co-MVP of the Elite 11 national quarterback challenge... MVP in the Under Armour All-American Game...2011 Gatorade Alabama Football Player of the Year and Alabama Sports Writers Association's Class 5A quarterback of the Year as a senior in 2011...Four-year starter at Hueytown (Ala.) HS who totaled 6,871 passing yards, 67 touchdowns and 25 interceptions, while adding 2,912 rushing yards and 35 touchdowns...As a senior, completed 69 percent of his passes for 2,424 yards and 28 touchdowns and rushed for 1,065 yards and 15 touchdowns, leading Hueytown to a 13-1 record and the Class 5A state semifinals...Played baseball in both high school and college and was selected in the 15th round by the Texas Rangers in the 2012 MLB draft...Has regularly donated his offseason time to supporting causes in the New Orleans, Tampa, Tallahassee, and Birmingham areas...Winston's Dream Forever Foundation has a mission to impact lives of financially disadvantaged children and youth through encouragement, opportunities and resources to develop and achieve their dreams...In 2021, following the devastation of Hurricane Ida, donated \$50,000 to United Way of Southeast Louisiana, collaborated to raise funds for the World Central Kitchen to provide meals to those in need, as well as supplying bottled water, drinks, snack and construction supplies to local first responders. Winston also collaborated with teammate Cameron Jordan to donate \$1,000 per team touchdown (43 touchdowns) and \$1,000 per team sack (46 sacks) deserving local nonprofits involved in hurricane relief and rebuilding...In 2021 launched a "Dream Room" at Meadowlawn Middle School in St. Petersburg, Fl. with 3D printers, Lego walls, iPads and apps donated to expand creative learning opportunities...In 2020, Winston and his wife Breion, returned to his hometown of Bessemer to distribute meals as part of a \$25,000 personal donation at local schools to help feed food insecure children... At the height of the COVID-19 pandemic, donated \$30,000 to help eight struggling small restaurants in the Tampa community, providing meals for over 1,000 families in need for a month...Partnered with WWE's Titus O'Neil to donate \$50,000 to

VETERANS

provide supplies to families in need and Hillsborough (Fl.) County schools, as well as an additional \$50,000 to Metropolitan Ministries to provide meals to homebound families across the Tampa Bay area during the pandemic...In 2016, 2017 and 2019, hosted the Jameis Winston ProCamp in Tampa and Dream Forever Football Camp at Miles College (Fairfield, Ala.) for hundreds of participants. In 2017, hosted the Elite Championship Camp for youth in grades 1-12 in Tallahassee...Donated \$50,000 to the Miles athletic department, a historically black college and his mother's alma mater that's hosted his camps...Makes annual visits to Birmingham-area libraries, summer programs, hospitals and schools to share positive messages and lift spirits of children throughout his hometown...Led the Buccaneers' efforts in the annual "Special Olympics Day", engaging with athletes through football drills and activities...Hosted the "Dream Big Day" graduation celebration for fifth graders at Egypt Lake Elementary in 2017...In 2021 and 2022, instructed at the Kenny Shaw RAW football camp in Orlando, hosted by his former college teammate...Participated in Buccaneers' 2015, 2016 and 2017 "Cut for a Cure", having his head shaved by pediatric cancer patients to raise funds and awareness for the National Pediatric Cancer Foundation...Visited Tampa's Lockhart Elementary in 2017 as they welcomed over 350 new students and teachers to spend the remainder of the year with them as they recovered from a fire. Spoke to students about overcoming adversity and encouraged them to rally around their new classmates...In 2016, visited victims of the Pulse night club shooting at a Central Florida medical facility...In 2016, participated in a surprise visit to the West Tampa Boys & Girls Club with O'Neil to share positive messages with the members and surprise kids with tickets to WWE Monday Night RAW...Served as the 2016 and 2017 celebrity starter for the "One Walk to Cure Diabetes" in Tampa to benefit the Juvenile Diabetes Research Foundation...In 2015, congratulated students at Pinellas Park (Fla.) Middle School for winning the Fuel Up To Play 60 "Defend Your Turf Challenge" through a special assembly and physical education. class...In 2015, participated in games, arts and crafts, and activities with children at Metropolitan Ministries Fall Festival...In 2015, served lunch to over 250 homeless people at Trinity Café in Tampa...In 2015, went bowling with Tampa-area rookie/first-year firefighters and paramedics...In 2015, traveled to Miami to visit Dwayne Mitchell, a high school student battling a rare heart disease, to spend time with Mitchell and show support for the Mitchell family...Served as a celebrity guest at the 2015 Dick Vitale Gala in Sarasota to raise funds and awareness for cancer research...In 2015, visited wounded warriors recovering from injury and illness at James A. Haley Veterans' Hospital in Tampa...Born in Bessemer, Alabama, on January 6, 1994.



JAMEIS WINSTON

PASSING														
Year	Team	GP	GS	Att	Cmp	Pct	Yds	Yds/Att	TD	Int	Lg	Sk	Lst	Rating
2015	Tampa Bay	16	16	535	312	58.3	4,042	7.6	22	15	68	27	190	84.2
2016	Tampa Bay	16	16	567	345	60.8	4,090	7.2	28	18	45t	35	239	86.1
2017	Tampa Bay	13	13	442	282	63.8	3,504	7.9	19	11	70	33	207	92.2
2018	Tampa Bay	11	9	378	244	64.6	2,992	7.9	19	14	64	27	157	90.2
2019	Tampa Bay	16	16	626	380	60.7	5,109	8.2	33	30	71t	47	282	84.3
2020	New Orleans	4	0	11	7	63.6	75	6.8	0	0	19	2	11	83.5
2021	New Orleans	7	7	161	95	59.0	1,170	7.3	14	3	72t	11	69	102.8
NFL Totals		83	77	2,720	1,665	61.2	20,982	7.7	135	91	72t	182	1,155	87.8

RUSHING						
Year	Team	Att	Yds	Avg	Lg	TD
2015	Tampa Bay	54	213	3.9	21	6
2016	Tampa Bay	53	165	3.1	14	1
2017	Tampa Bay	33	135	4.1	17	1
2018	Tampa Bay	49	281	5.7	18	1
2019	Tampa Bay	59	250	4.2	26	1
2020	New Orleans	8	-6	-0.8	3	0
2021	New Orleans	32	166	5.2	20	1
NFL Totals		288	1,204	4.2	26	11

CAREER HIGHS: Attempts — 58, vs. L.A. Rams (9/25/16); Completions — 36, vs. L.A. Rams (9/25/16); Completion Pct. — 80.0 (16-for-20), at Chicago (9/30/18); Passing Yards — 458, at Detroit (12/15/19); Long Pass — 72t, at Washington (10/10/21); Interceptions — 5, vs. Carolina (10/13/19); Passing TDs — 5 (2x), at Philadelphia (11/22/15) and vs. Green Bay (9/12/21); Passer Rating — 131.6, at Philadelphia (11/22/15); Rushes — 10, vs. Cleveland (10/21/18); Rushing Yards — 55, vs. Cleveland (10/21/18); Long Rush — 26, vs. Arizona (11/10/19); Rushing TDs — 1 (11x), last at Carolina (9/19/21).

POSTSEASON

Year	Team	GP	GS	Att	Cmp	Pct	Yds	Yds/Att	TD	Int	Lg	Sk	Lst	Rating
2020	New Orleans	1	0	1	1	100.6	56	56.0	1	0	56t	0	0	158.3
NFL Totals		1	0	1	1	100.0	56	56.0	1	0	56t	0	0	158.3



ZACH WOOD

49 LS

HEIGHT: 6-3 • WEIGHT: 255

COLLEGE: SOUTHERN METHODIST

JOINED SAINTS: FA-17

NFL EXPERIENCE: 5

BORN: 1/10/93

NFL CAREER – Wood was signed as a free agent by the Saints prior to the 2017 season opener after spending parts of 2016 and 2017 competing for snapping duties with the Dallas Cowboys. Wood snapped for all punts and placekicks in all 17 contests in 2021 and has provided consistency since his arrival.

CAREER TRANSACTIONS – Agreed to terms with New Orleans on a four-year contract, 3/18/20; Signed by New Orleans Saints, 9/9/17; Waived by Dallas Cowboys, 9/2/17; Signed a reserve/future contract with Dallas, 1/16/17; Waived by Dallas, 9/1/16; Signed by Dallas as an undrafted rookie free agent, 5/24/16.

VETERANS

2021 – Snapped for punts and placements in all 17 games. **2020** –Snapped for punts and placements in all 16 regular season games and two playoff contests.

2019 – Handled long snapping for all 16 regular season games and NFC Wild Card Playoff vs. Minnesota, 1/5/20. **2018** – Handled long snapping duties for all 16 regular season games and both postseason contests. **2017** – After spending the offseason and preseason with Dallas Cowboys, signed by New Orleans, Sept. 9 and handled snapping duties for all 16 regular season games and both playoff contests.

2016 — Went to training camp with Dallas.

COLLEGE – Started 33-of-43 games he played over four seasons at Southern Methodist, tallying 137 tackles, 22 tackles for loss, nine sacks, two forced fumbles and three blocked kicks at defensive end...Played in ten games, starting nine and recorded 39 tackles with ten tackles for loss, 3.5 sacks, two pass deflections and three blocked kicks in 2015...Appeared in all 12 contests in 2014 and led team with four sacks to go along with 40 tackles....Played and started all 12 games at defensive end in 2013 and tied for fifth on team with 49 tackles and six tackles for loss, adding a sack and two forced fumbles...Appeared in nine games in 2012, making nine tackles and registering a half sack...Graduated with a bachelor's degree in applied physiology.

PERSONAL – 2010 Class 4A All-State honorable mention selection at Rowlett (Texas) HS, totaling 115 tackles and 10 sacks as senior...Participated in 2018 Saints Hall of Fame Golf Tournament in Biloxi, Miss and the 2019 tournament in New Orleans.

ZACH WOOD

Games Played/Started: New Orleans — (2017, 16/0); (2018, 16/0); (2019, 16/0); (2020, 16/0); (2021, 17/0) NFL Totals: 81/0.

POSTSEASON

Games Played/Started: New Orleans — (2017, 2/0); (2018, 2/0); (2019, 1/0); (2020, 2/0) NFL Totals: 7/0.



LANDON YOUNG

HEIGHT: 6-7 • WEIGHT: 321

COLLEGE: KENTUCKY

JOINED SAINTS: D6-21

NFL EXPERIENCE: 2

BORN: 8/21/97

67
T

NFL CAREER – Second-year lineman who has the ability to play both tackle positions. A 2021 sixth round draft pick out of Kentucky, Young appeared in 10 games with one start in his rookie season with the Black and Gold. He looks to continue to refine his skills and provide valuable depth to the Saints offensive line heading into 2022.



VETERANS

CAREER TRANSACTIONS – Activated from Reserve/COVID-19, 1/3/22; Placed on Reserve/COVID-19, 12/27/21; Placed on Injured Reserve, 11/23/21; Signed to a four-year contract, 6/8/21; Selected by Saints in the sixth round (206th overall) of the 2021 NFL Draft.

2021 – Appeared in ten games with one start before being placed on Injured Reserve with foot injury...Vs. Green Bay, Sept. 12, played on special teams ...At Washington Football Team, Oct. 10, played on special teams and made his debut on offense in the jumbo package...At Philadelphia, Nov. 21, made first career NFL start at LT...Placed on the Reserve/Injured list, Nov. 23.

COLLEGE – Appeared in 49 career games, with 26 starts, 24 in a row at LT...As a senior and team captain, selected by coaches as a first-team All-SEC selection with second-team honors from the *AP*. Started 11 games at left tackle and graded at 89 percent, not missing an assignment and leading the line with 56 knockdown blocks...After missing his entire junior season in 2018 due to injury, returned to start all 13 games at left tackle and was named third-team All-SEC by Athlon, totaling 64 knockdown blocks with only one missed assignment...Redshirted his junior year after missing entire season with a knee injury suffered in training camp...As a sophomore, played in all 13 games with six starting assignments at left tackle...As a true freshman ,finished with 27 knockdown blocks, playing in 12 games.

PERSONAL – Prepped at Lafayette (Lexington, Ky.) HS...A Five-star recruit by Rivals and 247Sports...No. 1 prospect in Kentucky and also the nation's 12th overall prospect by 247sports...Named top offensive lineman in the U.S. Army All-American Game for the West squad...Helped Lafayette average 36.7 points per game and advance to Class 6A state title game...Two-time first-team All-State (*Courier-Journal*, *AP*)...2015 *Herald-Leader* "Class of Commonwealth"...Six-year letterwinner in wrestling and four-year letterwinner in track and field in the shot put and discus...Won 2016 KHSAA state wrestling title, finished his senior year with a 19-0 record...Ranked as state's top wrestler at 285 after finishing fourth in the state as a junior...Three-time Class 3-A track and field champion in discus...Won the 2015 state shot put title and finished second in 2016...Named the 2014 Gatorade Kentucky Boys Track and Field Athlete of the Year...2013 USATF National Junior Olympics Track and Field Championships runner-up in both the shot put and discus...Member of the National Honor Society...Born on Aug. 21, 1997 in Grayson County, Kentucky.

LANDON YOUNG

Games Played/Started: New Orleans — (2021, 10/1) NFL Totals: 10/1.

SAINTS

DRAFT CHOICES



**CHRIS
OLAVE**

HEIGHT: 6-1 • WEIGHT: 189

COLLEGE: OHIO STATE

JOINED SAINTS: 1ST ROUND (11TH OVERALL)

BORN: 7/27/00

**12
WR**

COLLEGE CAREER – A talented wide receiver out of San Ysidro, California, who became one of the most prolific receivers in Buckeyes history, Olave played in 47 games and caught 176 passes for 2,711 yards (15.4 avg.) with 35 touchdowns. Olave's 35 career touchdown receptions set an Ohio State program record and ranks fourth in Big Ten Conference history. His 11 career 100-yard games also ranks second in school history. Olave entered the starting lineup in 2019 with immediate results. He helped lead the Buckeyes to three consecutive Big Ten championships (2018-2020) and back-to-back College Football Playoff appearances (2019, 2020). In the 2020 CFP Semifinal vs. Clemson, Olave had a career night, hauling in six passes for 132 yards and two touchdowns in a 49-28 win, securing a bid to play in the championship game. Olave will look to integrate into the Saints offense in training camp after a standout senior campaign, where he caught 65 passes for 936 yards (14.4 avg.) and 13 touchdowns, tied for sixth nationally, as he was selected as an AFCA first-team All-American and a consensus second-team All-American.

CAREER TRANSACTIONS – Selected by the Saints in the first round (11th overall) of the 2022 NFL Draft.

2021– As a senior, named first-team All-Big Ten for the second consecutive season, when he started all 12 games...Nominated as a first-team All-American by the AFCA (American Football Coaches Association) and named a consensus second-team All-American...Voted a team captain...Finished the season with 65 passes for 936 yards with 13 touchdowns, tied for sixth nationally...Recorded a career-high 12 receptions for 126 yards against Oregon...Had a career-high 140 receiving yards in a win over seventh-ranked Michigan State...Finished season with five games over 100 yards receiving. **2020**– Named first-team All-Big Ten, when he started all seven games in the COVID-19 shortened season...Led the Buckeyes in receiving for the second year in a row, finishing with 50 catches for 729 yards and seven touchdowns...Tied an Ohio State single-season record for average receptions per game (7.1)...Caught six passes for 132 yards and two touchdowns in a 49-28 Sugar Bowl win over Clemson to advance the Buckeyes into the National Championship game. **2019**– Blossomed into one of the top receivers for the Big Ten champions, finishing with team-highs in receiving yards (849), yards per catch (17.3) and touchdowns (12), playing in all 14 games with five starts...Had a career day on the road against Rutgers, hauling in four passes for 139 yards...Named third-team All-Big

Ten. **2018**– Played in 14 games as a true freshman, making a name for himself as a big-play wide receiver and on special teams...After catching only two passes in his first nine games, Olave finished his freshman campaign with ten catches for 178 yards and three touchdowns in the final five games of the season...Highlight of his freshman season was on one of the biggest stages of college football against Michigan, where he caught two touchdowns and blocked a punt in a 62-39 win over fourth-ranked Wolverines...Finished the year with twelve receptions for 197 yards and three touchdowns.

PERSONAL: Attended Mission Hills (San Marcos, Calif.) HS, where he enjoyed a monster senior campaign, catching 93 passes for 1,764 yards (18.9 avg.) and 26 TDs...Olave's 1,764 receiving yards set a San Diego Section record...Sat out his junior season after transferring to Mission Hills from Eastlake (Chula Vista, Calif.) HS...Also played basketball and ran track in high school...Ran a 10.8 100-meter dash and long jumped 23 feet, six inches...Graduated with a bachelor's degree in consumer and family financial services.

CHRIS OLAVE

Year	School	RECEIVING							RUSHING				
		GP	GS	No	Yds	Avg	Lg	TD	Att	Yds	Avg	Lg	TD
2018	Ohio State	14	0	12	197	16.4	29	3	0	0	-	-	0
2019	Ohio State	14	5	49	849	17.3	58	12	2	5	2.5	4	0
2020	Ohio State	7	7	50	729	14.6	56t	7	1	0	0.0	0	0
2021	Ohio State	12	12	65	936	14.4	61t	13	0	0	-	-	0
College Totals		47	24	176	2,711	15.4	61t	35	3	5	1.7	4	0

Year	College	KICKOFF RETURNS					PUNT RETURNS					
		No	Yds	Avg	Lg	TD	No	FC	Yds	Avg	Lg	TD
2018	Ohio State	0	0	-	-	0	0	0	3	-	3	0
2019	Ohio State	1	15	15.0	15	0	1	0	18	18.0	18	0
2020	Ohio State	0	0	-	-	0	1	0	4	4.0	4	0
College Totals		1	15	15.0	15	0	2	0	25	12.5	18	0

CAREER HIGHS: Receptions – 12, vs. Oregon (9/11/21); Receiving Yards – 140, vs. Michigan State (11/20/21); Long Reception – 61t, at Minnesota (10/24/20); Receiving TDs – 2 (10x), last vs. Michigan State (11/20/21).



TREVOR PENNING

70
T

HEIGHT: 6-7 • WEIGHT: 322

COLLEGE: NORTHERN IOWA

JOINED SAINTS: 1ST ROUND (19TH OVERALL)

BORN: 5/15/99

COLLEGE CAREER– The Saints used the 19th overall selection in the 2022 NFL Draft on tough and physical lineman Trevor Penning with the expectation that he would compete for playing time along the New Orleans offensive front as a rookie. The 6-foot-7-inch, 322-pounder brings athleticism and experience at both left and right tackle to the position group. A native of Clear Lake, Iowa, Penning saw action in 37 games over his career with 33 starts. He started all 12 games at left tackle in the fall of 2021 and was the only offensive lineman in the country to be named as a finalist for the Walter Payton Award, which is annually awarded to the FCS national offensive player of the year. In 2021, Penning was also named to nine All-America teams, including the AP All-America team, and was named Phil Steele’s offensive lineman of the year.

2021 (Fall) – Started all 12 games at LT on the way to consensus first-team All-American and All-Missouri Valley honors...Anchored a line that helped the Panthers convert 25-of-30 red zone scoring attempts...Helped the Panthers rush for 1,686 yards and throw for 2,679 passing yards...Ranked as the season’s top run blocker among FCS tackles by Pro Football Focus. **2020**– (Played in spring of 2021 due to COVID-19 pandemic) – Appeared in and started in six games in a COVID-19 shortened season postponed from the fall...Made five starts at LT and one at RT...Named honorable mention All-Missouri Valley and to Bruce Feldman’s College Football Freaks list. **2019**– Played and started in all 15 games, seeing action primarily at left tackle with right guard mixed in, as the Panthers advanced to the quarterfinals of the FCS playoffs for the first time since 2015. **2018**– Saw action in four games. **2017**– Redshirted.

PERSONAL – Attended Newman Catholic (Mason City, Iowa) HS, where he was named a team captain for the Knights...Earned first-team All-District honors and selected to the All-Area team...Also lettered in basketball and track and field...Graduated in December with a degree in movement and exercise science and a minor in coaching...Was a teammate of his younger brother, Jared, on the UNI offensive line from 2019-21.

TREVOR PENNING

Games Played/Started: Northern Iowa – (2018, 4/0); (2019, 15/15); (2020-played in spring, 2021 due to COVID-19, 6/6); (2021 12/12) **College Totals: 37/33.**



FOOTBALL





**ALONTAE
TAYLOR**

**27
CB**

HEIGHT: 6-0 • WEIGHT: 193

COLLEGE: TENNESSEE

JOINED SAINTS: 2ND ROUND (49TH OVERALL)

BORN: 12/20/97

COLLEGE CAREER – The Saints selected Alontae Taylor with the 49th overall pick in the second round of the 2022 NFL Draft. The 6-foot, 193-pound defender possesses a combination of speed, instincts and versatility needed to excel on both defense and special teams. The Manchester, Tenn. native only began playing cornerback as a freshman at Tennessee after playing quarterback in high school and starting his college career at wide receiver. He took to the secondary and special teams quickly, finishing his college career with totals of 162 tackles (115 solo), a split sack, five stops for loss, three forced fumbles, one fumble recovery for a touchdown, four interceptions, one returned 56 yards for a touchdown, 17 passes defended and one blocked punt.

2021 – Proved to be one of the best cornerbacks in the SEC, when he started all 12 games of the regular season and had a career-best 60 tackles, six pass breakups, two interceptions, an additional pick on a two-point conversion attempt and one forced fumble to be selected fourth-team All-SEC (Phil Steele)...Made six tackles and a pass breakup on his Senior Day vs. Vanderbilt (11/27)...Posted a career-high 10 tackles vs. No. 1 Georgia (11/13)...Recorded his first-career pick-six at No. 18 Kentucky (11/6), returning his second interception of the season 56 yards for a touchdown in the third quarter, while adding four tackles against the Wildcats...Logged six tackles and made his first tackle for loss of the season at No. 4 Alabama (10/23)...Posted eight tackles and logged one pass defense vs. No. 13 Ole Miss (10/16)...Had a career-high three passes defended, intercepted a pass in the end zone on a two-point conversion and logged two tackles in win vs. South Carolina (10/9)...Tallied six tackles at No. 11 Florida (9/25) and forced a fumble late in first half to end a promising Gators drive... Nabbed his first interception of season vs. Tennessee Tech (9/18) and returned it 29 yards down the sideline, and added two solo tackles and one pass defense... Logged three tackles in second consecutive start at corner vs. Pittsburgh (9/11)... Started opener vs. Bowling Green (9/2) at cornerback, finishing second on team with six tackles. **2020** – Appeared in eight games and made five starts at cornerback despite battling a hamstring injury much of the season...Did not play against Kentucky (10/17) or Arkansas (11/7)... Tallied 29 tackles and had two tackles for loss, five passes defended and an interception...Had five tackles, a stop for loss and returned an interception for 45 yards in finale vs. No. 5 Texas A&M (12/19)...Made a pair of tackles and one pass breakup in win at Vanderbilt (12/12)...Totalled four tackles and a pass defense vs. No. 6 Florida (12/5)...Made five tackles and had a pass breakup vs. No. 2 Alabama (10/24)...Started at corner in season-opening win at South Carolina (9/26), notching six tackles, one stop for loss and one pass defense...Earned Southeastern

DRAFT CHOICES

Conference Academic Honor Roll accolades for the second straight year, as well as being voted by his peers to the first of two terms as the vice chair of the SEC Football Leadership Council, where he would end up being instrumental as a student voice in helping the SEC return to play during the Covid-19 pandemic. **2019** – Appeared in all 13 games with six starts at cornerback and finished the season with 33 tackles, one interception, one split sack and four passes defended...Opened up the first two contests of the season and the final four contests, proving to be an instrumental part in Tennessee's season-ending six-game winning streak...Had two total tackles in a 23-22 victory over Indiana in TaxSlayer Gator Bowl (1/2/20)...Had four tackles at Missouri, including a stop for loss and first career (split) sack (11/23)...Made four stops vs. South Carolina (10/26)...Notched five tackles against Mississippi State, including a half tackle-for-loss (10/12)...Posted three tackles vs. No. 3 Georgia (10/5)...Recorded his first career interception and one pass defense at Florida (9/21)...Posted three stops in opener vs. Georgia State (8/31)...Presented the John Stucky Award at team's postseason banquet and was a member of the SEC Academic Honor Roll.

2018 – Played in all 12 games with eight starts as he became Tennessee's first true freshman defensive back to start a season opener since 2013 against West Virginia and never looked back ...Recorded 40 tackles (28 solo), one stop for loss, two forced fumbles, two breakups, one fumble recovery for a touchdown and one blocked kick... Finished with four tackles at Vanderbilt (11/24) ...Tied for first on the team with seven tackles vs. Missouri (11/17)...Tallied three tackles at South Carolina in his fifth start of the season (10/27)...Made seven tackles and recovered a fumble in the end zone for a touchdown to help the Vols defeat No. 21 Auburn (10/13)...Started and had four tackles at No. 2 Georgia (9/29)...Earned his second start vs. Florida (9/22) and forced his first fumble to go with four tackles...Started his first career game in collegiate debut vs. West Virginia (9/1) and recorded four tackles and partially blocked a punt... Early enrollee who began his career at wide receiver in the spring of 2018.

PERSONAL - Rated a four-star prospect and a consensus top 10 recruit in Tennessee out of Coffee County (Manchester, Tenn.) HS...Member of the ESPN 300...Invited to play in the 2018 Under Armour All-American Game...Played in the 2017 Toyota East West TN Football All-Star Classic – named MVP of the East Team after throwing the game-winning touchdown on a double-pass...Made the 2017 TSWA Class 6A All-State team and earned Region 3-6A Athlete of the Year honors that season as well...Tallied 8,225 yards of total offense and 75 TDs during four-year career as a quarterback...Full name is Alontae Devaun Taylor...Born on Dec. 3, 1998...Earned his undergraduate degree in communication studies in December 2021...Says his late grandmother, Ginger Irene Burnett Reese, is his biggest motivator...Grew up playing baseball, basketball and football, but focused solely on football after his freshman year of high school...Has a dream to visit Africa...Originally from Winchester, Tennessee, but moved to Manchester in fourth grade (about 30 minutes apart)...Twitter handle is @taeetaylor and Instagram handle is @alontaeetaylor.



ALONTAE TAYLOR

Year	School	GP	GS	Tot	TACKLES			Yds	INTERCEPTIONS				FUMBLES			
					Solo	Asst	Sk		No Yds	Lg	TD	PD	FF	FR	Yds	
2018	Tennessee	12	8	40	28	12	0.0	0.0	0	0	0	0	2	2	1	0
2019	Tennessee	13	6	33	24	9	0.5	7.0	1	45	45	0	4	0	0	0
2020	Tennessee	8	5	29	22	7	0.0	0.0	1	4	2	0	5	0	0	0
2021	Tennessee	12	12	60	41	19	0.0	0.0	2	85	56t	1	6	1	0	0
College Totals		45	31	162	115	47	0.5	7.0	4	134	56t	1	17	3	1	0

CAREER HIGHS: Tackles – 10, vs. Georgia (11/13/21); Interceptions – 1 (4x), last vs at Kentucky (11/6/21); Long Interception – 56t, at Kentucky (11/6/21); Passes Defensed – 3, vs. South Carolina (10/9/21).



D'MARCO JACKSON

58 LB

HEIGHT: 6-1 • WEIGHT: 233

COLLEGE: APPALACHIAN STATE

JOINED SAINTS: 5TH ROUND (161TH OVERALL)

BORN: 7/20/98

COLLEGE CAREER – The Saints selected D'Marco Jackson with the 161st overall pick in the fifth round of the 2022 NFL Draft. The 6-foot-1, 233-pound linebacker became one of the nation's most versatile linebackers with elite production in the run and pass games. The Spartanburg, S.C. native played in 53 total games with 32 starts for the Mountaineers, including 29 straight starts to end his career. He finished his college career with 295 tackles (133 solo), 11.5 sacks, 34 tackles for loss, a forced fumble, a fumble recovery, 17 passes defensed, three interception returns for 50 yards, and a touchdown off a blocked punt recovery. Jackson was the only FBS player with more than 200 tackles and 25 tackles for loss in the 2020 and 2021 seasons combined.

2021 – Voted a team captain and started all 14 games in senior season...Named the Sun Belt Defensive Player of the Year and first-team All-Sun Belt...Earned All-America recognition from PFN (second-team), Phil Steele (fourth-team) and Pro Football Focus College (honorable mention)...Finished with 119 tackles (56 solo), 19 stops for loss, six sacks for a 38-yard loss, one six-yard interception return, six passes defensed, a forced fumble, and 27 quarterback hurries...Became the only FBS player in the 2000s with a season that included at least 120 tackles, 19 tackles for loss, six sacks, and six passes defensed in the same season...Named the Sun Belt Defensive Player of the Week with nine tackles, one sack, one interception, one pass breakup, and one quarterback hurry against Georgia State...Became the first FBS player since 2014 and first-ever Sun Belt player with at least 13 tackles, 4.5 tackles for loss and three sacks in the same game in a week three win over Elon...Had 11 tackles, 3.5 tackles for loss, one sack, and four quarterback hurries to lead the Mountaineers in the Sun Belt title game. **2020** – Started all 12 games at inside linebacker in his

DRAFT CHOICES

junior campaign...Named first-team All-Sun Belt (Phil Steele) and second-team by the conference...Had 91 tackles (37 solo) with 6.5 tackles for loss, 2.5 sacks, two interception returns for 44 yards, eight passes defended, four QB hurries and one fumble recovery...Recorded over ten tackles in three of last seven games...Named National Defensive MVP of the Week by PFF College for his nine tackles with two stops for loss, two pass breakups, one fumble recovery, one quarterback hurry, and no completions allowed against Georgia State...Recorded his first two career interceptions in the end zone against Arkansas State...Tied a season-high 1 tackles in the Myrtle Beach Bowl win over North Texas. **2019** – Appeared in all 14 games and made six starts at inside linebacker...Finished fifth on the team with 60 tackles (31 solo), 6.5 tackles for loss, three sacks, two pass breakups, one quarterback hurry and a touchdown on a fumble recovery off a blocked punt...Scored his first collegiate TD on a fumble recovery off a blocked punt against Charlotte...Had season-high nine tackles against Georgia State...Had two passes defended in a win over South Carolina. **2018** – Played in all 13 games, primarily on special teams and at inside linebacker. Totaled 25 tackles (nine solo), two stops for loss, a quarterback hurry and a pass breakup...Had a season-high five tackles against South Alabama...Recorded a tackle for loss in the New Orleans Bowl. **2017** – Redshirted.

PERSONAL – Earned bachelor's degree and currently pursuing a master's in business administration from the Walker College of Business...Attended Broome (Spartanburg, S.C.) HS...South Carolina Mr. Football finalist...Finished with over 400 tackles, 27 stops for loss, 15 sacks and eight interceptions...Rushed for over 3,000 yards...Broome MVP in both 2015 and 2016...Four-time all-area and all-academic...lettered in track and field and was state discus champion...Cousin Maurice Morris played for the Seattle Seahawks and Detroit Lions...Grew up on a family farm...Enjoys fishing, horse riding, bull riding and calf wrestling.

D'MARCO JACKSON

Year	School	GP	GS	TACKLES				Yds	INTERCEPTIONS				FUMBLES			
				Tot	Solo	Asst	Sk		No	Yds	Lg	TD	PD	FF	FR	Yds
2018	Appalachian St.	13	0	25	9	16	0.0	0.0	0	0	0	0	1	0	0	0
2019	Appalachian St.	14	6	60	31	29	3.0	19.0	0	0	0	0	2	0	0	0
2020	Appalachian St.	12	12	91	37	54	2.5	17.0	2	44	44	0	8	0	1	0
2021	Appalachian St.	14	14	119	56	63	6.0	38.0	1	6	6	0	6	1	0	0
College Totals		53	32	295	133	162	11.5	74.0	3	50	44	0	17	1	1	0

CAREER HIGHS: Tackles – 14, vs. Marshall (9/23/21); Sacks – 3, vs. Appalachian State (9/18/21); Interceptions – 2, vs. Arkansas State (10/22/20); Passes Defended – 2 (4x), last vs. Georgia State (11/14/20); Forced Fumbles – 1, at Arkansas State (11/6/21); Fumble Recoveries – 1, vs. Arkansas State (11/14/20).



JORDAN JACKSON

HEIGHT: 6-5 • WEIGHT: 285

COLLEGE: AIR FORCE

JOINED SAINTS: 6TH ROUND (194TH OVERALL)

BORN: 1/30/98

59 DT

COLLEGE CAREER – The Saints selected Jordan Jackson with the 194th overall pick in the sixth round of the 2022 NFL Draft. The 6-foot-5, 285-pound defender possesses a combination of strength, speed, and versatility to contribute at multiple spots along the defensive line. The Jacksonville, Fl. native played in 49 total games with 37 starts for the Falcons. He finished his college career with 140 tackles (73 solo), 15.5 sacks, 29.5 tackles for loss, two forced fumbles, and six pass breakups. His 140 career tackles ranked second among active Falcons and led all Falcons with 29.5 tackles for loss and 15.5 sacks. Jackson's career sack yardage (137 yards) ranks second all-time in school history and his tackle for loss yardage (181 yards) ranks eighth in school history.

2021 – Jackson started all 13 games for the Falcons and finished with 41 tackles (24 solo), a career-high 7.5 sacks, a pass breakup, and a forced fumble...Jackson was a second-team all-Mountain West selection...Recorded a tackle for loss in eight of the last 10 games of the season...79 sack yards ranks fourth all-time in school history...Had a career-high three sacks at Nevada, Nov. 19...Notched two tackles, a QB hurry, and a blocked PAT at Navy, Sept. 11. **2020** – Missed the 2020 season due to a shoulder injury. **2019** – Saw action in 13 games with 12 starts and recorded 38 tackles (16 solo) with 4.5 stops for loss, 3.5 sacks for a 26-yard loss, two pass breakups and team-best four quarterback hurries...Earned honorable mention All-Mountain West and was named a second-team All-Colorado selection by the National Football Foundation...Had a career-high nine tackles and a sack vs. Army, Nov. 2...Had eight tackles and a tackle for loss at Navy, Oct. 5...Recorded one tackle, a quarterback hurry, and his first-career blocked kick at Colorado. **2018** – Played and started in all 12 games...Named second team All-Mountain West...Jackson was the first defensive lineman and first sophomore Falcon to earn this honor since 2014...Racked up 54 tackles (27 solo) with team-best 12.5 tackles for loss and 4.5 sacks...Had at least one tackle for loss in eight games...Had seven tackles and two sacks against New Mexico...Had a streak of four straight games with a tackle for loss...Had his best game of the season against Navy, recording seven tackles (5 solo) and 3.5 tackles for loss...Jackson's 3.5 tackles for loss against Navy were the most by a Falcon in 2018...Recorded four tackles and a tackle for loss vs. Stony Brook in his first career start. **2017** – Played in 11 games...Finished his freshman season with seven tackles (six solo)...Had his best game of the season against New Mexico, recording five tackles.

PERSONAL – Attended The Bolles (Jacksonville, Fl.) School and was high school teammates with New England Patriots quarterback Mac Jones...Four-year high

DRAFT CHOICES

school letterman in football...Two-time All-City selection...Earned All-State honorable mention as a senior in 2016 under late legendary coach Corky Rogers...Graduated with a bachelor's degree in management...Nickname is JJ...Attended the USAFA Prep School and played football...Completed survival training, the basic space operations program, and a program in remote piloted aircraft in the Summer of 2018... Completed an engineering class and was on the cadet leadership cadre in the summer of 2019.


JORDAN JACKSON

Year	School	GP	GS	Tot	TACKLES				INTERCEPTIONS					FUMBLES		
					Solo	Asst	Sk	Yds	No	Yds	Lg	TD	PD	FF	FR	Yds
2017	Air Force	11	0	7	6	1	0.0	0.0	0	0	0	0	1	0	0	0
2018	Air Force	12	12	54	27	27	4.5	32.0	0	0	0	0	2	0	0	0
2019	Air Force	13	12	38	16	22	3.5	26.0	0	0	0	0	2	1	0	0
2021	Air Force	13	13	41	24	17	7.5	79.0	0	0	0	0	1	1	0	0
College Totals		49	37	140	73	67	15.5	137.0	0	0	0	0	6	2	0	0

ADDITIONAL STATISTICS: Blocked Kicks – (2019, 1); (2021, 1) **Total: 2.**

CAREER HIGHS: Tackles – 9, at Army (11/3/18); Sacks – 3, at Nevada (11/19/21); Interceptions – 0; Passes Defensed – 1 (6x), last vs. Wyoming (10/9/21); Forced Fumbles – 1, vs. UNLV (11/26/21).

ADDITIONAL ROOKIES AND FIRST-YEAR PLAYERS



KAWAAN BAKER 80 | WR

South Alabama (6-1, 215)

NFL Experience: 1

Signed by Saints to a reserve/future contract, 1/11/22... Standard practice squad elevation, 1/1/21...Practice squad elevation (COVID-19), 12/27/20...Signed to practice squad, 9/1/21...Waived, 8/31/21...Signed to a four-year contract, 6/8/21...Selected in the seventh round (255th overall) of the

2021 NFL Draft by the Saints...Played in two games for Saints and recorded one special teams tackle in 2021... In college, caught 126 passes for 1,829 yards (14.5 avg.) with 16 touchdowns and carried 82 times for 376 yards with 11 touchdowns... In 2020, was a starter in all 11 of South Alabama's contests and posted career-high totals with 51 catches for 659 yards and eight touchdowns to be selected second-team All-Sun Belt...Returned 16 kickoffs for 264 yards and added 42 yards on the ground to finish second on team with career-best 965 all-purpose yards...Tied for second in scoring, totaling 48 points...Finished among the top six in the Sun Belt in catches and receiving yards per game, ranking among the top 100 in the country in receptions per contest...Tied school season record for TD receptions, also setting career-highs in catches and receiving yards...Had 100-plus yards in two contests, scoring at least one touchdown in six games...Also 11th in league in all-purpose yards per game...In 2019, played in all 12 of the Jaguars' games, starting each of the last 11...Led team with 35 catches for 574 yards to be named honorable mention All-Sun Belt...Added 82 yards rushing and 35 on kickoff returns to post 692 all-purpose yards, second on the squad...Led team in receptions in four contests and in receiving yards five times...Had 12 plays of 20 or more yards, second-highest on the team...In 2018, started all but one outing, seeing action in every contest. Honorable mention All-Sun Belt, catching 33 passes for 494 yards and four touchdowns, rushing for 251 yards and nine TDs...Led team in scoring (78 points) — tenth in league and among top 100 nationally in points per game — finishing third with 839 all-purpose yards... Second on squad in rushing, receiving yards, receptions and plays of 20 yards or more (13)...In 2017, Appeared in ten games with one start...Caught seven passes for 102 yards and one TD...Also ran back six kickoffs for 150 yards (team-best 25.0 yards per return)...Graduated with a mathematics/statistics degree with a general business minor...Lettered four years in football, baseball and track at Hapeville Charter Career Academy (College Park, Ga.)...Kawaan LaAndrae Baker was born Aug. 24, 1998, in East Point, Georgia...Favorite musical artist is Drake.



JOSH BLACK 57 | DT

Syracuse (6-3, 290)

NFL Experience: R

Agreed to terms, 5/18/22...In six seasons for Syracuse, Black appeared in 60 games with 48 starts, posting 155 tackles, 24.0 stops for loss, eight sacks, two fumble recoveries, an interception and two blocked kicks...During his 2021 campaign with the Orange, Black started all-12 games at defensive tackle, recording 35 tackles (18 solo), 6.0 tackles for loss and a split sack, earning Honorable Mention All-ACC honors...Started all 11 games at defensive tackle in 2020, making 38 tackles (22 solo), 4.0 tackles for loss, 2.0 sacks and had an interception...Started all 12 games at nose tackle in 2019, registering 39 tackles (18

ADDITIONAL ROOKIES AND FIRST-YEAR PLAYERS

solo), including six for a loss, four sacks, one pass breakup, one fumble recovery and a blocked kick...Made at least one tackle in every game and had multiple tackles in 11 out of 12 contests...Played in 11 games at nose tackle with four starts in 2018, posting 14 tackles (ten solo), a stop for loss and recovered a fumble...Played in four games in 2017, missing the final eight games of the season after hurting his knee in the first quarter at LSU, Sept. 23...Recorded four tackles on the year... Played in 10 games with nine starts as a freshman in 2016, tallying 21 tackles (11 solo), including four for a loss and 1.5 sacks...Holds a bachelor's in health and exercise science and is pursuing a master's in instructional design, development, and evaluation...Played tackle and defensive end at Harlem (Machesney Park, Ill.) HS...Two-time All-NIC 10 Conference pick totaled 57 tackles, 13 tackles for loss, seven sacks and blocked two kicks as a senior as he was named team Most Valuable Player and captain... Threw the shot put for the Harlem track & field team for two years...Joshua Noel Black was born on December 25, 1997.



DAI'JEAN DIXON 84 | WR

Nicholls State (6-4, 200)

NFL Experience: R

Agreed to terms with Saints, 5/1/22...Dixon was a five-year letterman for Nicholls and played a key role in the program's resurgence...The New Orleans native played in 51 games with 46 starts and finished his career with 236 receptions for 3,802 yards and 35 touchdown catches...Dixon ranks second all-time in the Southland Conference in receptions, third all-time in receiving yards, and fourth all-time in TD catches...Finished with a school record 13 career 100-yard games... Leads the Colonels in all-time scoring...Ended his career with a reception in 50 straight games, two shy of FCS all-time record...As a senior in 2021, finished with 1,002 yards on 71 receptions and eight TDs...Led Southland with 100.2 yards receiving per game in 2021...Set school record with 14 receptions against Louisiana and tied school record with 198 receiving yards and two TDs...Earned five All-American honors and named to All-Southland and All-Louisiana first teams...In COVID-shortened spring season of 2021, played in all seven games and racked up 514 yards on 35 receptions with seven TDs...Had season-high 115 yards on seven receptions in win over Northwestern State... Broke Nicholls career receiving yards record against Southeastern in the River Bell Classic...Broke Mark Carrier's all-time receiving record in TDs (24), receptions (147), and yards (2,709)...Became one of country's most productive receivers as a junior in 2019, starting all nine games he played in...Finished the year with 1,044 yards receiving on 54 receptions and eight touchdowns...Became first Colonel since 1986 to record a 1,000-yard campaign...Earned All-Southland first-team...Had a career-high 190 receiving yards on nine receptions and tied program-record with three TDs in a River Bell Classic win over Southeastern Louisiana...Missed five games due to an injury... Returned for the playoffs and caught eight passes for 122 yards and a touchdown in a win over North Dakota...Caught at least four passes in all nine games he played in... Started all 13 games as a sophomore in 2018 and led Nicholls with 53 receptions and seven TDs while finishing second on the team with 753 yards...Had a career-high eight receptions against McNeese State...Caught five passes for 98 yards and two scores against Minnesota...Earned second team All-Southland...Arrived to Thibodaux in 2017 and appeared in 12 games with seven starts in first season...One of only two true freshman to see any game action...Finished with 23 receptions, 489 yards and five TDs...Caught first career pass at Texas A&M...Logged season-high five receptions for 80 yards in playoff game against South Dakota...Prepped at Edna Karr (New Orleans,

ADDITIONAL ROOKIES AND FIRST-YEAR PLAYERS

L.a.) HS and helped guide Cougars to an undefeated season and state title in 2016... Talled 42 receptions for 1,004 yards and 11 TDs senior season...Also played basketball for Cougars...Majored in interdisciplinary studies...Dixon's cousins, Kendrick Louis and Deion Jones, played in the NFL, Jones currently for the Atlanta Falcons.



SAGE DOXTATER 79 | OL

New Mexico State (6-7, 316)

NFL Experience: R

Agreed to terms, 5/1/22...In six seasons with New Mexico State, Doxtater appeared in 51 games and started 47... Known for his incredible size and athleticism...Started in all 12 games at left tackle as a super senior in 2021...Appeared in one game in COVID-shortened 2020 season...Drafted with the 12th pick in the second round by the Toronto Argonauts in 2020 CFL draft, but opted to return for his last season of eligibility at New Mexico State...Played in four games with three starts in 2019 at left tackle in redshirt senior season...Started all 12 games as junior at left tackle in 2018...Played in 12 games with 11 starts in 2017 at left tackle as sophomore...Started all nine games he appeared in as a freshman at left tackle in 2016... Majored in sociology...Played at Canada Prep (St. Catharines, Ontario) Academy under former NFL receiver Geoff McArthur...Native of London, Ontario, Canada.



DAMARCUS FIELDS 39 | DB

Texas Tech (6-0, 200)

NFL Experience: R

Agreed to terms with New Orleans Saints, 5/1/22...In six seasons for Texas Tech, appeared in 54 career games with 50 starts and posted 224 tackles (182 solo), 13.5 stops for loss, four interceptions, four forced fumbles, four fumble recoveries and 45 passes defended...Finished Red Raider career second among FBS players for career passes defended...Fields' 45 career passes defended marked the most for a Red Raider defender dating back to 2000... As a super senior in 2021, played in 12 games with 11 starts. Finished with 50 tackles (41 solo), four stops for loss, a fumble recovery, and team-high 11 passes defended... Recorded season-high nine tackles with two passes defended vs. Stephen F. Austin... Named second-team All-Big 12...Earned an East-West Shrine Bowl selection...As a senior in 2020, appeared in ten games with nine starts...Totaled 31 tackles (28 solo) with a stop for loss, one forced fumble, one fumble recovery, and a team-high and Big 12-best 11 passes defended...Had career-high three passes defended and five tackles in a win over West Virginia...Season-high nine stops, two passes defended, one forced fumble, and one fumble recovery against Oklahoma State...Honorable mention All-Big 12...Made ten appearances with nine starts as a junior in 2019 and recorded 54 tackles (46 solo) with six stops for loss, a sack, three interceptions, and a team-high five passes defended...Also led the team with five special teams tackles...Had two tackles for loss and a pick in win over West Virginia...Notched career-high 13 tackles (11 solo) against Texas...Was an honorable mention All-Big 12 selection...As a sophomore in 2018, Fields started all 12 games at cornerback... Racked up 38 tackles (29 solo) with 2.5 tackles for loss, 11 pass breakups, and tied a team-high with two forced fumbles...Recorded a season-high 10 tackles with a

ADDITIONAL ROOKIES AND FIRST-YEAR PLAYERS

pass breakup against West Virginia...Forced a fumble, had two tackles and had a sack against Kansas...Was an honorable mention All-Big 12 selection...Appeared in 13 games with 11 starts as a redshirt freshman in 2017...Finished the year with 51 tackles (38 solo), a forced fumble, two fumble recoveries, one interception, and seven pass breakups...Made his first career tackle against Arizona State...Earned his first career start against Houston and notched three tackles, a forced fumble, a fumble recovery, and a pass breakup...Had a key 95-yard interception returned for a touchdown against Oklahoma State, earning Big 12 Newcomer of the Week on Oct. 2, 2017 for his effort against Cowboys...Fields' 95-yard interception returned for a TD marked the longest interception returned for a TD in Big 12 in 2017...Redshirted in 2016...Earned his bachelor's degree in public relations in May, 2021...Became first member of his family to graduate college...Hailed from Taylor (Texas) HS...Two-year letterman...Registered 101 tackles, four interceptions, eight forced fumbles, ten pass breakups and a kickoff returned for a touchdown as a senior...Also a three-year letterman on the track team and member of the basketball team...Finished fourth in the 100-meter and 200-meter dashes at the Class 4A state championship as a senior.



VINCENT GRAY 35 | DB Michigan (6-2, 192) NFL Experience: R

Agreed to terms with the Saints, 5/1/22...In four seasons for the Wolverines, played in 35 career games with 21 starts at cornerback, logging 91 tackles, five stops for loss, one sack, one interception, 17 passes defended and one forced fumble...In 2021, started all 14 games at cornerback, leading his position group with 46 tackles including 3.5 for a loss and one sack, nine pass breakups, one interception and forced a fumble, earning third-team All-Big Ten honors and his fourth varsity letter...Started all six games at cornerback in 2020, leading his position group with 25 tackles and three pass breakups to earn his third varsity letter...In 2019, appeared in all 13 games with one start at defensive back and also contributed on special teams; made 20 tackles with 1.5 for loss and five pass breakups to earn his second varsity letter...Played special teams in two games and played DB in one to earn his first varsity letter as a freshman in 2018...Enrolled in the College of Literature, Sciences, and the Arts and majored in political science...Attended Rochester (Mich.) Adams HS...Started at both CB and WR during his career as well as serving as the team's kick returner...Posted 19 tackles, one stop for loss, a fumble recovery and one interception in eight games as junior...Caught 16 passes for 184 yards at receiver same season...ESPN.com and Rivals.com three-star prospect...Named to the Detroit News All-State first team for Division 1-2 as a senior...Earned Division 1-2 second-team all-state honors from the *Associated Press* as a senior...Ranked as the No. 21 player in the state of Michigan on the *Detroit News* Blue Chip list...Vincent Gray was born December 28, 1999 in Rochester, Mich.

ADDITIONAL ROOKIES AND FIRST-YEAR PLAYERS



LEWIS KIDD 66 | OL

Montana State (6-6, 311)

NFL Experience: R

Agreed to terms with New Orleans, 5/1/22...Appeared in 54 games with 48 consecutive starts at T and G for Montana State, third in school history...Moved from G to T and anchored MSU's offensive line...Earned consensus first-team All-American honors (American Football Coaches Association, Stats Perform, *Associated Press* and Walter Camp)...First-team All-Big Sky Conference...Paved the way for 11 100-yard rushing games in 2021 and 32 individual 100-yard rushing games in career...2020 season was cancelled due to Covid-19 pandemic...In 2019, started all 15 games at guard, earning second-team All-Big Sky honors...Helped anchor an offensive line that led Big Sky in rushing yards and fewest sacks allowed...In 2018, started all 13 games at RG, while also playing some snaps at RT...Named Hero Sports Sophomore All-America Honorable Mention...In 2017, appeared in 11 games, starting the last five at G...Redshirted freshman year in 2016...Graduated with education degree and is also scheduled to earn master's in curriculum and instruction from the College of Education...Earned second-team All-State as senior and named conference's most valuable offensive lineman for Totino-Grace (Fridley, Mn.) HS...Also competed in basketball and track...A two-year honor roll selection in high school, when he also competed in his school's anti-bullying organization...Tyrone Lewis Kidd was born on Sept. 7, 1997 in Minneapolis, Minn.



LUCAS KRULL 44 | TE

Pittsburgh (6-6, 260)

NFL Experience: R

Agreed to terms with Saints, 5/1/22...Krull was a two-year letterman for Pittsburgh after previous stops at Florida and Jefferson College...The Shawnee, KS. native finished his career appearing in 28 games with 11 starts...His best season was in 2021, where he compiled 38 receptions for 451 yards (11.9 avg.) and six touchdowns...His six scores were the most by a Pitt tight end since 2009 (Dorin Dickerson, 10)...Had a career-high six catches (for 43 yards) at Syracuse...Had a career-high 58 receiving yards (on five catches) with a TD against Massachusetts...Caught a personal-best two touchdowns against Western Michigan...Accounted for the game-winning score against North Carolina, catching an 11-yard pass from quarterback Kenny Pickett on the initial possession of overtime that gave the Panthers a 30-23 victory...Selected to the second-team All-ACC team...Arrived to Pittsburgh as a graduate transfer from the University of Florida in 2020...Played in one game (Sept. 19 against Syracuse) due to injury after appearing in 12 games for Florida in 2019 on special teams as a junior...Appeared in all 13 contests as a key member of Florida's special teams units and as a reserve tight end in 2018, when he finished with six catches for 75 yards and three special teams tackles as sophomore...Hauled in season-high 30-yard catch vs. Charleston Southern...Prior to arriving at UF, played baseball at Jefferson College freshman year (2017)...He played in 11 games and made five starts, Recording 27 strikeouts in 16.2 innings...Prepped at Mill Valley (Shawnee, Ks.) HS...Two-year football and baseball letterman...Helped his high school win a baseball state championship his senior season...Caught 52 passes for 745 and 13 touchdowns as a senior on the gridiron.

ADDITIONAL ROOKIES AND FIRST-YEAR PLAYERS



KIRK MERRITT 85 | WR
Arkansas State (6-1, 214)
NFL Experience: 1

Signed by the Saints to a reserve/future contract, 1/21/22... Elevated from practice squad by Dolphins (COVID-19 replacement), 1/1/22...Standard practice squad elevation by Dolphins, 11/6/21...Practice squad elevation (standard) by Dolphins, 10/16/21...Signed to the Dolphins practice squad, 9/2/21...Waived by Miami, 8/31/21...Signed by Miami to reserve/future contract, 1/6/21...Practice squad elevation by Dolphins (COVID-19), 12/31/20...Elevated from practice squad by the Dolphins (COVID-19), 11/7/20...Signed to the Dolphins practice squad, 9/6/20...Waived by Dolphins, 9/5/20...Signed by Miami as an undrafted free agent, 4/29/20...Played in three games for Dolphins, one in 2020 and two in 2021, making a 13-yard reception vs. Houston, 11/7/21... Two-year starter at Arkansas State (2018-19)...Transferred from East Mississippi Community College following his sophomore season in 2017...Transferred from Oregon following his freshman season in 2015....Played in all 26 games with 24 starts for the Red Wolves and recorded 153 receptions for 1,811 yards (11.8 avg.) and 19 TDs, seven carries for 42 yards and 26 kickoff returns for 654 yards (25.2 avg.) and one TD...As senior in 2019, started all 13 games and finished the season with 70 receptions for 806 yards (11.5 avg.) and 12 TDs, two carries for 11 yards and 15 kickoff returns for 415 yards (27.7 avg.) and a TD, as he was selected first-team All-Sun Belt...As a junior in 2018, played in all 13 games with 11 starts and finished the season with 83 receptions for 1,005 yards (12.1 avg.) and seven TDs, five carries for 31 yards (6.2 avg.) and 11 kickoff returns for 239 yards (21.7 avg.), earning first-team All-Sun Belt and Conference Newcomer of the Year. Led the Sun Belt in receptions and receiving yards. 1,005 receiving yards were third in school history. Became the fourth player in school history to record 1,000+ receiving yards in a season...In 2017 at East Mississippi Junior College, started all 12 games and finished the season with 52 receptions for 628 yards (12.1 avg.) and four TDs, two rushing TDs, six kickoff returns for 197 yards (32.8 avg.) and 15 punt returns for 224 yards (14.9 avg.) and a TD. Helped team win National Junior College Athletic Association national championship...As a freshman in 2015 at Oregon, appeared in 11 games and recorded five receptions for 61 yards, three carries for 13 yards and a 28-yard kickoff return...Majored in general studies...Played running back and wide receiver at Destrehan (La.) HS and also ran track and was state runner-up in the 100 and 200-meters at the state championships...Born on January 5, 1997.



SMOKE MONDAY 38 | S
Auburn (6-3, 199)
NFL Experience: R

Agreed to terms with Saints, 5/1/22...In four seasons for Auburn, Monday appeared in 50 games with 25 starts and posted 172 tackles (106 solo), five interceptions, a forced fumble and 11 passes defended...Also had three interceptions returned for touchdowns in his career and blocked a punt against rival Alabama during freshman season...As a senior in 2021, Monday started all 13 games and recorded 64 tackles (45 solo) with a career-high nine for loss, two sacks, six pass breakups and one interception returned for a touchdown...Sealed win vs. Georgia State with an interception returned for a TD with 31 seconds left...



FOOTBALL



ADDITIONAL ROOKIES AND FIRST-YEAR PLAYERS

Named to the PFF College all-SEC second-team and made the SEC Academic Honor Roll...Earned a starting role at safety as a junior in 2020, playing in 11 games with 10 starts...Finished the season with 73 tackles (41 solo), one sack, three pass breakups, and two interceptions...Earned second-team all-SEC and third-team honors by the Associated Press and Phil Steele...Had a career-high 12 tackles against Ole Miss... Named SEC defensive player of the week after returning an interception 100 yards for a touchdown against Tennessee...As a sophomore in 2019, played in 13 games with one start at safety where he registered 20 tackles (13 solo), a sack, a pass breakup, and an interception...Recorded five tackles at LSU...Against rival Alabama, registered four tackles, a sack, and returned an interception for a touchdown to win PFF College SEC Team of the Week honors...Saw action in thirteen games with one start as a freshman in 2018...Made his first career start at Mississippi...Had his first career blocked punt at rival Alabama...Had his first career interception against Liberty... Earned degree from the College of Liberal Arts...Played for Carver (Atlanta, Ga.) HS...Under-Armour All-American Game participant...ESPN, Rivals, and 247Sports four-star recruit...Lettered in track and field...Enjoys singing...Quindarius "Smoke" Monday was born on February 19, 2000.



ISAIAH PRYOR 42 | LB Notre Dame (6-1, 217) NFL Experience: R

Agreed to terms, 5/1/22...In two seasons for Notre Dame, Pryor appeared in 25 games with four starts and finished with 50 tackles (31 solo) with four tackles for loss, two sacks, a forced fumble, and one pass breakup...Prior to his time with the Irish, Pryor played three seasons for Ohio State...In his three seasons with the Buckeyes, Pryor played in 27 games with four starts and finished with 47 tackles (31 solo), two tackles for loss, a sack, eight pass breakups, and one interception...During his 2021 campaign with the Irish, Pryor played in 13 games with four starts and totaled 42 tackles (23 solo), three tackles for loss, one sack, and one pass breakup...Set a career-high with eight tackles in a win over Purdue...Recorded a sack and seven tackles in a win over Georgia Tech...In the COVID-shortened 2020 season, Pryor played in all 12 games and finished with eight solo tackles, a tackle for loss, a sack, and a forced fumble...Forced a fumble and posted his first career sack with two solo tackles in a win at Pittsburgh...Posted three tackles in a win at Boston College...As a junior at Ohio State in 2019, Played in four games, posting three tackles (two solo)...He graduated from Ohio State in December of 2019 and transferred to Notre Dame in the spring of 2020...As a sophomore with the Buckeyes, Pryor played in all 13 games with four starts and finished with 31 tackles (20 solo), a tackle for loss, six pass breakups, and an interception...Notched first career interception in a win at Minnesota...Six pass breakups ranked second on team...Recorded six tackles at Purdue...Helped lead Ohio State to Rose Bowl victory over Washington...Lettered as a true freshman with the Buckeyes in 2017 after appearing in 10 games...Finished 2017 with 13 tackles (nine solo), a stop for loss, a sack, and two pass breakups...Had season-high four tackles against UNLV... Ranked a four-star and the No.7 safety in the country by 247Sports...Prepped at IMG (Bradenton, Fla.) Academy, ranked the No. 1 team in Florida and No. 4 nationally... Posted 54 tackles his senior season...Named an Under Armour All-American...Was a finalist for the Watkins Award, annually honoring the nation's top African American scholar-athletes...Pryor hails from Lawrenceville, Ga. and previously attended Archer HS...Finished with 40 tackles as a junior in 2015 before transferring to IMG

ADDITIONAL ROOKIES AND FIRST-YEAR PLAYERS

Academy...Also wrestled at Archer...Pryor's father, Richard Pryor, played defensive end at the University of Iowa from 1984-1988.



JOHN PARKER ROMO 15 | K Virginia Tech (5-11, 175) NFL Experience: R

Agreed to terms with Saints, 5/1/22...A three-year letterman for Virginia Tech after spending the first three years of his college career at Central Arkansas and Tulsa...As a super senior in 2021, Romo handled place-kicking duties for the Hokies, making 18-of-22 field goals, including 7-of-9 from 40+ yards...Went perfect 34-for-34 on PATs and finished with 88 points...Had 30 touchbacks off 64 kickoffs...Made 48-yard FG for first as Hokie against North Carolina...Hit career-long 52-yard FG against Notre Dame...Made career-high four FGs at Georgia Tech...Handled kickoff duties as fifth-year senior in all 11 games in 2020...Kicked off 55 times with 35 touchbacks (62.7 yards per attempt)...Served as Tech's kickoff specialist in all 13 games in 2019...Boomed 69 kickoffs with 46 touchbacks (64.1 yards avg.)...Had six touchbacks in a game three different times in 2019...Filled at punter due to injury and hit eight punts for 354 yards (44.3 avg.) with a long of 58 and two downed inside the 20-yard line...Walked-on at Tulsa in 2018 after two seasons at Central Arkansas University...Helped lead the top-ranked kickoff coverage unit in the American Athletic Conference...Averaged 61.1 yards per kickoff (28 touchbacks)...Connected on two of five FG tries in placekicking duties with a long of 54 yards...Did not see any game action in 2017...Handled kickoff duties as true freshman...Averaged 56.0 yards per kick on 44 kickoffs...Lettered two years at McIntosh (Peachtree City, Ga.) HS...First-team All-District as a placekicker and punter in his senior season...Also lettered three years in soccer, volleyball, and track & field...Graduated with a degree in economics and is pursuing a master's in instructional technology.



DEREK SCHWEIGER 64 | OL Iowa State (6-3, 325) NFL Experience: R

Agreed to terms with the New Orleans Saints, 5/1/22... Appeared in 28 games with 25 consecutive starts at left guard for Iowa State...Started all 13 games in 2021, helping the Cyclones record their fourth-best scoring average (31.3 ppg.) and fifth-best total offensive average (424.5) in school history...Started all 12 games at left guard in 2020, earning second-team All-Big 12...Helped team break school record for rushing touchdowns (31) and post the second-best scoring offense (32.9) in school history...Team also tallied over 400 yards of offense in eight of 12 games to average 436.3 yards per game, the third-best total in school history...Paved the way for unanimous All-American Breece Hall, who led the nation in rushing (1,572) and broke the school record for touchdowns in a season with 23...Aided the line in allowing the fewest sacks in the Big 12 with 14... Appeared in three games in 2018...Member of the team, but did not appear in a game in 2017...Redshirted his first collegiate season...Food science and human nutrition major...Three-year starter at Plymouth (Wis.) HS...First-team All-Conference as a senior defensive lineman and offensive lineman in 2016...Named the East Central



ADDITIONAL ROOKIES AND FIRST-YEAR PLAYERS

Conference Defensive Player of the Year, as well as the Lineman of the Year on both offense and defense...Also a first-team All-Area pick and honorable mention All-State selection on offensive line...Had 59 tackles, 12.0 stops for loss and 3.0 sacks to help team go 8-3 his senior season...Selected as team's most valuable lineman as both a sophomore and as a junior...Tallied 26 tackles in 2015...Lettered in both basketball and baseball, where he was a first-team All-Conference and honorable mention All-State selection as a pitcher...Derek Schweiger was born on April 18, 1999 in Plymouth, Wis.



NEPHI SEWELL 45 | LB

Utah (6-0, 228)

NFL Experience: R

Agreed to terms, 5/1/22...In three seasons with Utah, Sewell played in 21 games with 17 starts and posted 143 tackles (89 solo) with 13 tackles for loss, three interceptions, two forced fumbles, two fumble recoveries, and four pass breakups...

Prior to his time at Utah, Sewell spent two seasons at Nevada, appearing in 23 games with 19 starts and recorded 113 tackles (64 solo) with two interceptions, four pass breakups, a fumble recovery, and a forced fumble... Played in 13 games with 12 starts at linebacker in 2021...Named a first-team all-Pac 12 selection by the *Associated Press*...Recorded 89 tackles (54 solo) with one interception and one forced fumble...Recorded three games with ten-plus tackles... Had a career best 2.5 tackles for loss against Brigham Young...Had eight tackles in the Rose Bowl vs. sixth-ranked Ohio State...Started all five games in COVID-19 shortened 2020 campaign at linebacker...Earned Pac-12 All-Conference honorable mention...Second on the team with 40 tackles (27 solo), two interceptions, two passes defensed and two fumble recoveries...Posted a career-high 11 tackles, an interception, and a forced fumble against Colorado...Recorded ten tackles with two tackles for loss, an interception, and had first career TD off a fumble recovery against USC...Had season-high three tackles for loss and a fumble recovery against Washington State...Arrived as a walk-on before earning a scholarship in 2019 camp...Played in three games with a start vs. Texas in Alamo Bowl, where posted season-high six stops...Finished the season with 14 tackles (eight solo)...Started 11 games at safety as sophomore at Nevada (2018)...Finished with 53 tackles (32 solo), a pick, a pass breakup, and a fumble recovery...Played in all 12 games with eight starts as true freshman (2017)...Recorded 58 tackles (32 solo), 4.5 stops for loss, three pass breakups, a forced fumble, and a recovery...Earned Nevada's "Hustle Award" for his special teams contributions...Had a season-high ten tackles against Washington State...Prepped at Desert Hills (St. George, Utah) HS...A two-time first-team All-State selection...Played running back, cornerback, and was a kick returner in prep days...Helped lead team to state championship as senior...Brothers, Gabriel and Penei, played football at Nevada and Oregon respectively...Penei is a member of the Detroit Lions after getting selected No. 7 overall in the 2021 NFL Draft...Sewell was born in American Samoa and moved to United States in 2012...International studies major at Utah.



RASHID SHAHEED 89 | WR/RS
Weber State (6-2, 211)
NFL Experience: R

Agreed to terms with Saints, 5/1/22... Was a five-year letterman for Weber State and finished time with Wildcats as the best career return man in the FCS... Played in 52 career games, finishing with 88 returns for 2,560 yards (29.1 avg.) and seven TDs... Also had 40 career punt returns for 575 yards (10.8 avg.)... Logged 146 receptions for 2,164 yards (14.8 avg.) with 18 touchdowns and a long of 73 yards... Also had 30 rushes for 179 yards (6.0 avg.) with two scores... Finished college career as Weber State leader in kickoff return average... Accumulated 5,478 all-purpose yards, third in school history, and finished third in career punt return yardage... Finished seventh in career receiving yards with 2,164 yards and 18 TDs... 146 receptions ranks tenth in school history... The only player in Weber State history to earn All-American honors in four seasons... As a fifth-year senior in 2021, earned multiple first-team All-American honors as a kick returner and punt returner... Finished the season with two kickoffs returned for touchdowns... Had a 100-yard kickoff return for touchdown in the season opener at Utah and had a 98-yard return in a win at Idaho State to break the FCS all-time record... Led the Big Sky in all purpose yards... Had 39 receptions for 695 yards and four touchdowns... During the COVID-shortened season, Shaheed earned All-America honors and was named first-team All-Big Sky... Had ten kickoff returns in six games for 288 yards (28.8 avg.)... Had a 100-yard kickoff return for a touchdown in a win over Northern Arizona... Also led the Wildcats in receiving with 21 catches for 251 yards and three TDs... Played first eight games of junior season in 2019 before tearing his ACL... Finished season with 20 receptions for 231 yards and three TDs... Had a career-long 73 yard touchdown catch against Northern Iowa... Had season-high six catches for 49 yards and a touchdown in a win over Cal Poly... Had 12 kickoff returns for 238 yards (19.8 avg.) and nine punt returns for 151 yards (16.8 avg.)... Helped lead WSU to a third-straight Big Sky title... Played in all 13 games as a sophomore in 2018 and led the Wildcats to a Big Sky title and a trip to the FCS Quarterfinals... Finished season second in the country in kickoff return average (34.3 avg.)... Had 19 returns for 651 yards and two touchdowns... Had 100-yard return for a touchdown in a win over Northern Colorado and had a 79-yard return for a TD in win at Idaho State... Caught team-high 41 passes for 442 yards and five TDs... Earned first-team All-Big Sky and named a Hero Sports All-American kick returner... Had season-high six catches for 62 yards and a TD in playoff win over Southeast Missouri State... Played in all 14 games as a true freshman... Helped lead Wildcats to a school-record 11 wins and a Big Sky title... Earned first-team All-America and first-team All-Big Sky... Named the top Collegiate Return Specialist by the FCS Athletic Directors Association... The only freshman named to the FCS ADA All-America team and the first Wildcat to ever be recognized by team... Finished fourth in nation in kickoff returns with an average of 29.7 yards per return... Had 25 returns for 743 yards (29.7 avg.) and two TDs... Saw time at receiver and defensive back as freshman, recording one interception and finishing with 25 receptions for 545 yards and three TDs... Had 149 receiving yards with a touchdown at California... Had a career day rushing against Montana Western, finishing with 134 rushing yards on 16 carries and one touchdown... Had a 100-yard kickoff return against Southern Utah... Majored in Health Promotion... Played at Mt. Carmel (San Diego, Calif.) HS, where he was a two-time San Diego Section CIF selection and earned second-team All-State... Had 3,748 total yards with 24 touchdowns on offense... Had two interceptions with one TD on defense... Set Mt. Carmel records for receiving yards in a game and for the longest kick return... Ran track and field and was a two-time section champion.



ADDITIONAL ROOKIES AND FIRST-YEAR PLAYERS



ABRAM SMITH 33 | RB

Baylor (5-11, 221)
NFL Experience: R

Agreed to terms with Saints, 5/1/22...Smith was a four-year letterman for Baylor and played a key role in the program's rise back to the top of the Big 12 in 2021...The Abilene, Texas native finished his career appearing in 42 contests with 18 starts...

Switched back to running back for the 2021 season after playing linebacker at coaching staff's request in 2020...Finished career with 269 rushes for 1,647 yards (6.1 avg.) with 12 touchdowns and 14 receptions for 78 yards over his Bear career... During his redshirt senior campaign in 2021, Smith set Baylor's single-season rushing record with 1,621 yards on 257 attempts (6.3 avg.) with 12 touchdowns...Smith also set the Baylor single-season record with nine 100-yard rushing games...Named to the All-Big 12 second-team and was honorable mention Big-12 Offensive Player of the Year...Ranked fifth nationally in rushing yards and led the Big 12...Nominated as a Doak Walker Award semifinalist and Earl Campbell Tyler Rose Award Finalist...Had a career day against BYU, setting career-highs with 188 rushing yards and three touchdowns...Had 148 yards on 20 carries against Oklahoma, including a career-high 75 yard rush...Had a career high 30 carries against Texas Tech...Capped off his college career with 172 rushing yards in a Sugar Bowl victory over the University of Mississippi, sixth-all-time in Sugar Bowl history...Played linebacker in 2020 due to injuries...Appeared in all eight games with four starts and finished with 48 tackles (31 solo) with five tackles for loss and one sack...Had a career-best 13 tackles in his first start with a tackle for loss at Texas Tech...Recorded 12 tackles with four tackles for loss and his first career sack at Oklahoma...Tied a career-high with 13 tackles against Oklahoma State...As a sophomore in 2019, Smith appeared in all 14 games primarily on special teams and as a reserve running back...Finished the year with eight rushes for 35 yards and a touchdown...Also had seven special teams tackles, including a season-high two stops against Oklahoma in the Big 12 championship game...Played in six games in 2018 primarily on special teams...Rushed four times for 11 yards in his only action on offense in his collegiate debut vs. Abilene Christian...Named to Big 12 Commissioner's Honor Roll for the spring...Redshirted in 2017 due to injury... Played at Abilene (Texas) HS, where he was a two-time member of the All-State team at running back...Rated as the No. 64 running back prospect nationally by 247Sports... Finished as school's all-time leading rusher, amassing 4,955 career yards in 33 games over four seasons...Also set school records with 77 all-purpose touchdowns, 31 games with over 100-yards rushing, 462 career points, seven TDs in a single-contest, and longest rush of 99 yards...Ran for single-game career-best 343 yards on 27 carries as a junior... Graduated with a bachelor's degree in health, kinesiology, and leisure studies.



BRYCE THOMPSON 31 | CB

Tennessee (5-11, 190)
NFL Experience: 1

Signed to a Reserve/Future Contract, 1/11/22...Appeared in two games in 2021 on special teams vs. Miami, Dec. 27, and vs. Carolina, 1/2/22, recording no statistics...Agreed to terms, 5/2/21...In three seasons for the Volunteers, Thompson appeared in 32 games with 28 starts totaling 102 tackles (73 solo), eight interceptions, 18 passes defended, two sacks, two forced fumbles and one fumble recovery...Thompson played in all ten games with eight starts as a junior

ADDITIONAL ROOKIES AND FIRST-YEAR PLAYERS

in 2020, posting a career-high 36 tackles while adding four passes defended, two interceptions, one forced fumble and one fumble recovery...Had a momentum-swinging interception that he returned 18 yards for a touchdown in the second quarter as well as two tackles in win at Vanderbilt, Dec. 12, earning SEC Co-Defensive Player of the Week...Recorded six tackles, a pass breakup and one interception at No. 23 Auburn, Nov. 21...Made four tackles and forced and recovered a fumble against Kentucky, Oct. 17...Started at safety and set career-high with a team-leading eight tackles in opening win at South Carolina, Sept. 26...As a sophomore in 2019, started all ten games he played in after sitting out the first three and finished with 32 tackles, a sack, four passes defended and three picks...Tied school record with three first-half interceptions vs. UAB, Nov. 2...Posted first career sack to go with three tackles in win over Mississippi State, Oct. 12...Made season debut at Florida, recording seven tackles Sept. 21...Played in all 12 games with ten starts as freshman in 2018, posting 34 tackles, led team with three interceptions and ten passes defended and forced a fumble...Notched two tackles and career-high three passes defended against No. 11 Kentucky Nov. 10...Recorded third pick of the year vs. UNC Charlotte, Nov. 3...Collected most interceptions by a UT true freshman since Todd Kelly Jr. had three in 2014...Intercepted a pass against No. 21 Auburn, Oct. 13... Started and collected season-high six tackles against No. 2 Georgia, Sept. 29... Forced first fumble of career vs. UTEP, Sept. 15...Earned first career start and made four tackles, two stops for loss and an interception vs. East Tennessee State Sept. 8...Majored in communication studies...Four-star recruit and a top-10 prospect out of the state of South Carolina...Starred at Dutch Fork (Irmo, S.C.) HS...Helped lead the Silver Foxes to a 13-1 record and Class 5A State Title as senior (2017)...Named to All-Decade Midlands Team by *The State* Newspaper...2017 All-USA South Carolina first-team at running back...2017 Class 5A All-State selection at athlete...Earned Most Outstanding Player honors in the South Carolina Shrine Bowl after catching seven passes for 165 yards and a TD...Primarily an offensive player in high school...Had 3,817 total yards and 62 touchdowns in his final two years of high school football...Rushed for 1,369 yards and 29 touchdowns during his senior season...Also helped lead Ben Lippen (Columbia, S.C.) School to a South Carolina Class 3A State Title as a junior in 2016 before transferring to Dutch Fork...Full name is Bryce William Thompson...Born Sept. 20, 1999.



KHALIQUE WASHINGTON 65 | G/T **Southern Mississippi (6-5, 339)** **NFL Experience: R**

Signed by the New Orleans Saints, 6/2/22...Appeared in 34 collegiate games with 29 starts at right tackle for the University of Southern Mississippi...Started all 12 games at right tackle in 2021...Appeared in all 10 games and started the final nine games in 2020, at right tackle, providing an overall grade of 88 percent, when he was named Conference USA honorable mention...In 2019, appeared in all 13 games with nine starts at right tackle, as he aided the Golden Eagles be the top passing offense in the league averaging 289.5 yards per game...Helped the team give up the fewest sacks in Conference USA during the regular season...Criminal justice major...Spent two years at Dodge City (Kan.) Community College...Three-star junior college prospect, 26th-ranked offensive tackle in 2019 JUCO class, (247Sports)...Attended Lebanon (Pa.) High School...Named PA Class of 2017 Top 50 honorable mention by Preps.com...Played in Big 33 Football Classic after senior season...Competed in basketball and track and field...Khalique Washington was born on November 12, 1998, in Lebanon, Pennsylvania.

ADDITIONAL ROOKIES AND FIRST-YEAR PLAYERS



DANIEL WHELAN 19 | P

UC-Davis (6-6, 215)

NFL Experience: R

Agreed to terms with Saints, 5/1/22...Whelan was a five-year letterman and four-year starter for UC-Davis...The Dublin, Ireland native finished his career as the most accomplished punter in program history...Finished his career with 206 punts for 9,067 yards (44.0 avg.), a career-long of 67 yards, 86 downed inside-the-20 yard line and 63 punts over 50 yards...Also handled the kickoff duties over his last two seasons, kicking off 103 times for 6,334 yards (61.5 avg.) with 54 touchbacks...Whelan's 44-yard average and 86 punts inside the 20-yard line are program records...Over his redshirt-senior season in 2021, Whelan made the All-Big Sky conference team...Punted 55 times for 2,544 yards (46.25 avg.) with a long of 65 yards and had 5 touchbacks, 20 downed inside-the-twenty yard-line and 21 over 50 yards...Also kicked off 68 times for 4,212 yards (61.9 avg.) with 37 touchbacks... In the 2021 spring season (delayed due to the COVID-19 pandemic), Whelan was recognized by four publications as a first team All-American, a finalist for FCS Punter of the Year, and was named to the first-team All-Big Sky conference list...Punted 17 times for 815 yards (47.9 avg.), tops among the Big Sky...Led the country in net punting average with 43.47 yards per punt...Pinned 8-of-17 punts inside-the-20 yard-line...Had seven punts over 50 yards...Had career-long 67 yard punt against Idaho State...Handled primary kickoff duties for first time in career...Had 30 kickoffs with 16 touchbacks...As junior in 2019, named third team All-Big Sky Conference (coaches and Phil Steele)...Punted 57 times in 12 games for 2,512 yards (44.1 avg.) with a long of 62 yards...Had three touchbacks, 23 downed inside-the-20, and 17 punts over 50 yards...Became primary punter as sophomore (2018)...Punted 67 times for 2,756 yards (41.1 avg.) with a long of 58, three touchbacks, 31 downed inside-the-20, and 17 punts over 50 yards...Had a season-high 285 punt yards against San Diego...Saw action in five games as true freshman (2017)...Logged ten punts for 440 yards (44.0 avg.) with a long of 55, four downed inside-the-20 and had one punt over 50 yards...Logged five kickoffs for 314 yards (62.8 avg.) with one touchback... Played high school soccer for two years at Rancho Mirage (Rancho Mirage, Calif.) HS before switching to football full-time...Played under coach Larry Matthews and earned All-Southern section, All-DeAnza League, and Special Teams MVP for two straight years...Made national headlines for hitting a 72-yard field goal in practice... Also was a three-time letterman on the tennis team...Born in Enniskerry, County Wicklow, Ireland...Majored in sustainable environmental design...Moved to Southern California in high school with his mother, Anne Marie...Regular volunteer at Galilee Center (Indi, Calif.) to provide food, gifts, and time to the less fortunate.



EASOP WINSTON JR 18 | WR

Washington State (6-0, 192)

NFL Experience: 1

Signed by the Saints to a reserve/future contract, 1/11/22... Practice squad elevation (COVID-19), 12/27/21...Standard practice squad elevation, 12/18/21...Practice squad elevation (COVID-19), 12/11/21...Signed to the Saints Practice Squad, 9/1/21...Waived by Saints, 8/31/21...Signed by New Orleans Saints, 5/15/21...Waived by Rams, 9/4/20...Agreed to terms with Los Angeles Rams,

ADDITIONAL ROOKIES AND FIRST-YEAR PLAYERS

4/26/20...Winston appeared in three games for New Orleans in 2021, recording a five-yard reception and returning ten punts for 119 yards (11.9 avg.), spent majority of the season on the club's practice squad...Spent the 2020 preseason with the Los Angeles Rams following a standout two-year career at Washington State, where he recorded 137 receptions for 1,624 yards (11.9 avg.) with 19 touchdowns...Earned a bachelor's degree in sociology...As a redshirt senior in 2019, the San Francisco native played in 13 games and finished with 85 receptions for 970 yards (11.9 avg.) with 11 touchdowns, as he was tied for second in the Pac-12 in TD receptions, ranked fourth in catches and sixth in receiving yards...Named a All-Pac-12 honorable mention selection...19 career touchdown catches tied for seventh-most in Washington State history...Seven career 100-yard efforts...Caught a pass in 25 straight games...Named All-Pac-12 honorable mention as a redshirt-senior...Shares WSU single-game record for touchdown catches, four vs. UCLA (2019)...Appeared in all 13 games, five as a starter at Z receiver as a redshirt junior and made 52 catches for 654 yards...Tied for fifth in Pac-12 and for team lead with eight TD catches...Recorded two 100-yard games (at USC, Utah)...Had eight catches of 20+yards including two for touchdowns...Ranked second on the team averaging 12.6 yards-per-catch...Made WSU debut, started, caught seven-yard touchdown at Wyoming...Caught six passes for season-high 143 yards and two touchdowns (28, 4) at USC...Had four catches for 115 yards including an 89-yard go-ahead touchdown catch in the final minutes against Utah...Had a six-yard touchdown catch against Oregon...Caught seven passes for 92 yards including game-winning ten-yard touchdown catch with 32 seconds remaining against California...Played 2015 and 2016 seasons at City College of San Francisco for coach Jimmy Collins...As a sophomore, named to Northern California National Division All-Bay 6 League First-Team after leading club with 71 receptions for 1,171 yards and 12 touchdowns...Led all CCAA receivers in receiving yards and second in touchdown catches...Also averaged a CCAA-best 106.5 yards-per-game and 16.2 yards-per-catch...As a freshman, caught 62 receptions for 986 yards and 12 touchdowns, averaging 15.9 yards...Father, Easop Sr. played quarterback at City College...Spent final three seasons at Junipero Serra (San Mateo, Calif.) HS.

2022 ALPHABETICAL ROSTER

NO.	NAME	POS.	HT.	WT.	BORN	EXP.	COLLEGE	H.S. HOMETOWN
29	ADEBO, Paulson	CB	6-1	198	7/3/99	2	Stanford	Mansfield, Texas
68	ANDREWS, Josh	OL	6-2	298	6/21/91	7	Oregon State	Ontario, Calif.
87	BAKER, Kawaan	WR	6-1	215	8/24/98	1	South Alabama	Atlanta, Ga.
53	BAUN, Zack	LB	6-3	225	12/30/96	3	Wisconsin	Brown Deer, Wis.
57	BLACK, Josh	DT	6-3	290	12/25/97	R	Syracuse	Machesney Park, Ill.
16	BOOK, Ian	QB	6-0	206	3/30/98	2	Notre Dame	El Dorado Hills, Calif.
1	CALLAWAY, Marquez	WR	6-2	204	3/27/98	3	Tennessee	Warner Robins, Ga.
54	CHARLTON, Taco	DE	6-6	270	11/7/94	6	Michigan	Pickerington, Ohio
5	DALTON, Andy	QB	6-2	220	10/29/87	12	TCU	Katy, Texas
92	DAVENPORT, Marcus	DE	6-6	265	9/4/96	5	Texas-San-Antonio	San Antonio, Texas
56	DAVIS, Demario	LB	6-2	248	1/11/89	11	Arkansas State	Brandon, Miss.
86	DILLON, Brandon	TE	6-5	250	4/30/97	2	Marian	Flora, Ind.
84	DIXON, Dai'Jean	WR	6-4	200	10/16/98	R	Nicholls State	New Orleans, La.
50	DOWELL, Andrew	LB	6-1	225	11/16/96	2	Michigan State	Lakewood, Ohio
79	DOXTATER, Sage	OL	6-7	316	10/20/98	R	New Mexico State	London, Ont.
55	ELLISS, Kaden	LB	6-2	238	6/10/95	4	Idaho	Salt Lake City, Utah
30	EVANS, Justin	DB	6-2	199	8/26/95	4	Texas A&M	Wiggins, Miss.
39	FIELDS, DaMarcus	DB	6-0	200	3/11/98	R	Texas Tech	Taylor, Texas
22	GARDNER-JOHNSON, C.J.	DB	5-11	210	12/20/97	4	Florida	Cocoa, Fla.
4	GILLIKIN, Blake	P	6-2	196	1/21/98	3	Penn State	Atlanta, Ga.
96	GRANDERSON, Carl	DE	6-5	261	12/18/96	4	Wyoming	Sacramento, Calif.
48	GRAY, J.T.	DB	6-0	202	1/18/96	5	Mississippi State	Clarksdale, Miss.
35	GRAY, Vincent	DB	6-2	192	12/28/99	R	Michigan	Rochester, Mich.
73	GREENIDGE, Ethan	OL	6-4	335	9/10/97	4	Villanova	Flanders, N.Y.
11	HARTY, Deonte	WR/RS	5-6	170	12/4/97	4	Assumption	Baltimore, Md.
63	HAWKINS, Jerald	T	6-6	305	10/16/93	6	Louisiana State	Baldwin, La..
7	HILL, Taysom	QB	6-2	221	8/23/90	6	Brigham Young	Pocatello, Idaho
88	HOLTZ, J.P.	TE	6-3	255	8/28/93	4	Pittsburgh	Pittsburgh, Penn.
95	HUGGINS Albert	DT	6-3	305	6/27/97	3	Clemson	Orangeburg, S.C.
74	HURST, James	T/G	6-5	310	12/17/91	9	North Carolina	Planfield, Ind
14	INGRAM II, Mark	RB	5-9	215	12/21/89	12	Alabama	Flint, Mich.
52	JACKSON, D'Marco	LB	6-1	233	7/20/98	R	Appalachian State	Spartanburg, S.C.
59	JACKSON, Jordan	DT	6-4	294	1/30/98	R	Air Force	Jacksonville, Fla.
91	JOHNSON, Jaleel	DT	6-3	316	7/12/94	6	Iowa	Lombard, Ill.
83	JOHNSON, Juwan	TE	6-4	231	9/13/96	3	Oregon	Glassboro, N.J.
34	JONES JR., Tony	RB	5-11	224	11/24/97	2	Notre Dame	St. Petersburg, Fla.
94	JORDAN, Cameron	DE	6-4	287	7/10/89	12	California	Chandler, Ariz.
41	KAMARA, Alvin	RB	5-10	215	7/25/95	6	Tennessee	Atlanta, Ga.
66	KIDD, Lewis	OL	6-6	311	9/15/97	R	Montana State	Minneapolis, Minn.
90	KPASSAGNON, Tanoh	DE	6-7	289	6/14/94	6	Villanova	Ambler, Pa.
44	KRULL, Lucas	TE	6-6	260	7/11/98	R	Pittsburgh	Shawnee, Kan.
77	LAMP, Forrest	OL	6-4	310	2/20/94	5	Western Kentucky	Venice, Fla.
80	LANDRY, Jarvis	WR	5-11	196	11/28/92	9	Louisiana State	Lutcher, La.
23	LATTIMORE, Marshon	CB	6-0	192	5/20/96	6	Ohio State	Cleveland, Ohio
3	LUTZ, Wil	K	5-11	184	7/7/94	7	Georgia State	Newman, Ga.
37	MABIN, Dylan	DB	6-1	196	9/14/97	2	Fordham	Macedonia, Ohio
32	MATHIEU, Tyrann	S	5-9	190	5/13/92	10	Louisiana State	New Orleans, La.
6	MAYE, Marcus	S	6-0	207	3/9/93	6	Florida	Melbourne, Fla.
78	McCOY, Erik	G/C	6-4	303	8/27/97	4	Texas A&M	Lufkin, Texas
85	MERRITT, Kirk	WR	6-1	214	1/5/97	1	Arkansas State	Destrehan, La.
36	MILLER, Jordan	DB	6-2	190	2/8/97	2	Washington	Oceanside, Calif.
38	MONDAY, Smoke	S	6-3	199	2/19/00	R	Auburn	Atlanta, Ga.
12	OLAVE, Chris	WR	6-0	187	6/27/00	R	Ohio State	San Marcos, Calif.
93	ONYEMATA, David	DT	6-4	300	11/13/92	7	Manitoba (Canada)	Lagos, Nigeria
28	OZIGBO, Devine	RB	6-2	225	10/2/96	3	Nebraska	Sasche, Texas
75	PEAT, Andrus	G/T	6-7	316	11/4/93	8	Stanford	Tempe, Ariz
70	PENNING, Trevor	T	6-7	325	5/15/99	R	Northern Iowa	Mason City, Iowa
46	PRENTICE, Adam	FB	6-0	245	1/16/97	2	South Carolina	Clovis, Calif.
42	PRYOR, Isaiah	LB	6-1	217	11/29/97	R	Notre Dame	Lawrenceville, Ga.
71	RAMCZYK, Ryan	T	6-6	314	4/22/94	6	Wisconsin	Stevens Point, Wis.
97	ROACH, Malcolm	DL	6-3	290	6/9/98	3	Texas	Baton Rouge, La.
21	ROBY, Bradley	CB	5-11	194	5/1/92	9	Ohio State	Suwanee, Ga.

2022 ALPHABETICAL ROSTER

15 ROMO, John Parker K 5-11 175 8/24/97 R Virginia Tech Peachtree City, Ga.

NO.	NAME	POS.	HT.	WT.	BORN	EXP.	COLLEGE	H.S. HOMETOWN
51	RUIZ, Cesar	C/G	6-4	316	6/14/99	3	Michigan	Camden, N.J.
64	SCHWEIGER, Derek	OL	6-3	325	4/18/99	R	Iowa State	Plymouth, Wis.
45	SEWELL, Nephi	LB	6-0	228	12/19/98	R	Utah	St. George, Utah
89	SHAHEED, Rashid	WR/RS	6-0	180	8/31/98	R	Weber State	San Diego, Calif.
33	SMITH, Abram	RB	5-11	221	9/14/98	R	Baylor	Abilene, Texas
10	SMITH, Tre'Quan	WR	6-2	210	1/7/96	5	Central Florida	Delray Beach, Fla.
25	SORENSEN, Daniel	S	6-2	208	3/5/90	9	Brigham Young	Colton, Calif.
69	STREET, Kentavius	DT	6-2	287	9/8/96	4	North Carolina State	Greenville, N.C.
27	TAYLOR, Alontae	CB	6-1	199	12/3/98	R	Tennessee	Manchester, Tenn.
13	THOMAS, Michael	WR	6-3	212	3/3/93	7	Ohio State	Woodland Hills, Calif.
31	THOMPSON, Bryce	CB	5-11	185	9/20/99	1	Tennessee	Irmo, S.C.
76	THROCKMORTON, Calvin	OL	6-5	309	8/16/96	2	Oregon	Bellevue, Wash.
82	TRAUTMAN, Adam	TE	6-5	253	2/5/97	3	Dayton	Williamsburg, Mich.
98	TURNER, Payton	DE	6-6	270	1/7/99	2	Houston	Houston Texas.
99	TUTTLE, Shy	DT	6-3	300	10/20/95	4	Tennessee	Welcome, N.C.
81	VANNETT, Nick	TE	6-6	261	3/6/93	7	Ohio State	Westerville, Ohio
24	WASHINGTON, Dwayne	RB	6-1	223	4/24/94	7	Washington	Cerritos, Calif.
65	WASHINGTON, Khaliq	G/T	6-5	339	11/12/98	R	Southern Mississippi	Lebanon, Pa.
20	WERNER, Pete	LB	6-3	242	6/5/98	2	Ohio State	Indianapolis, Ind.
19	WHELAN, Daniel	P	6-6	215	2/1/99	R	UC Davis	Rancho Mirage, Calif.
17	WHITE, Kevin	WR	6-3	216	6/25/92	6	West Virginia	Emmaus, Pa.
26	WILLIAMS, P.J.	CB	6-0	196	6/1/93	8	Florida State	Ocala, Fla.
58	WILSON, Eric	LB	6-1	230	9/26/94	6	Cincinnati	Redford, Mich.
18	WINSTON JR., Easop	WR	6-0	192	12/17/96	1	Washington State	San Francisco, Calif.
2	WINSTON, Jameis	QB	6-4	231	1/6/94	8	Florida State	Hueytown, Ala.
49	WOOD, Zach	LS	6-3	255	1/10/93	6	Southern Methodist	Rowlett, Texas
67	YOUNG, Landon	T	6-7	321	3/30/98	R	Kentucky	Lexington, Ky.

HEAD COACH: DENNIS ALLEN. Assistants: Bob Bicknell (Senior Offensive Assistant), **Kodi Burns** (Wide Receivers), **Pete Carmichael** (Offensive Coordinator), **Ronald Curry** (Passing Game Coordinator/Quarterbacks), **Declan Doyle** (Offensive Assistant), **Phil Galiano** (Assistant Special Teams), **Peter Giunta** (Senior Defensive Assistant), **Michael Hodges** (Linebackers), **Doug Marrone** (Offensive Line), **Sterling Moore** (Defensive Assistant), **Ryan Nielsen** (Co-Defensive Coordinator/Defensive Line), **Kevin Petry** (Assistant to the Head Coach/Offensive Assistant), **Kris Richard** (Co-Defensive Coordinator/Secondary), **Darren Rizzi** (Assistant Head Coach/Special Teams Coordinator), **Cory Robinson** (Assistant Defensive Backs), **Dan Roushar** (Run Game Coordinator/Tight Ends), **Zach Strief** (Assistant Offensive Line), **Joel Thomas** (Running Backs), **Jordan Traylor** (Defensive Assistant), **D.J. Williams** (Offensive Assistant), **Brian Young** (Pass Rush Specialist).

2022 NUMERICAL ROSTER

NO.	NAME	POS.	HT.	WT.	AGE	EXP.	COLLEGE	HOW ACQUIRED
1	Marquez CALLAWAY	WR	6-2	204	23	3	Tennessee	FA-20
2	Jameis WINSTON	QB	6-4	231	28	8	Florida State	UFA-20 (TB)
3	Wil LUTZ	K	5-11	184	28	7	Georgia State	FA-16
4	Blake GILLIKIN	P	6-2	196	24	3	Penn State	FA-20
5	Andy DALTON	QB	6-2	220	34	12	TCU	UFA-22 (Dal.)
6	Marcus MAYE	S	6-0	207	29	6	Florida	UFA-22 (NYJ)
7	Taysom HILL	QB	6-2	221	30	6	Brigham Young	WAI-17 (GB)
10	Tre'Quan SMITH	WR	6-2	210	25	5	Central Florida	D3-18
11	Deonte HARTY	WR/RS	5-6	170	23	4	Assumption	FA-19
12	Chris OLAVE	WR	6-0	207	22	R	Ohio State	D1a-22
13	Michael THOMAS	WR	6-3	212	29	7	Ohio State	D2a-16
14	Mark INGRAM II	RB	5-9	215	32	12	Alabama	TR-21 (Hou.)
15	John Parker ROMO	K	5-11	175	24	R	Virginia Tech	FA-22
16	Ian BOOK	QB	6-0	206	23	2	Notre Dame	D4-21
17	Kevin WHITE	WR	6-3	216	29	6	West Virginia	FA-21
18	Easop WINSTON JR.	WR	6-0	192	24	1	Washington State	FA-21
19	Daniel WHELAN	P	6-6	215	23	R	UC Davis	FA-22
20	Pete WERNER	LB	6-3	242	23	2	Ohio State	D2-21
21	Bradley ROBY	CB	5-11	194	30	9	Ohio State	TR-21 (Hou.)
22	C.J. GARDNER-JOHNSON	DB	5-11	210	23	4	Florida	D4-19
23	Marshon LATTIMORE	CB	6-0	192	24	6	Ohio State	D1a-17
24	Wayne WASHINGTON	RB	6-1	223	27	7	Washington	FA-18
25	Daniel SORENSEN	S	6-2	208	32	9	Brigham Young	UFA-22 (KC)
26	P.J. WILLIAMS	CB	6-0	196	27	8	Florida State	D3b-15
27	Alontae TAYLOR	CB	6-1	199	23	R	Tennessee	D2-22
28	Devine OZIGBO	RB	6-2	225	25	3	Nebraska	FA-22
29	Paulson ADEBO	CB	6-1	192	23	2	Stanford	D3-21
30	Justin EVANS	DB	6-0	199	26	4	Texas A&M	FA-22
31	Bryce THOMPSON	CB	5-11	190	21	1	Tennessee	FA-21
32	Tyrann MATHIEU	S	5-9	190	30	10	Louisiana State	FA-22
33	Abram SMITH	RB	5-11	221	23	R	Baylor	FA-22
34	Tony JONES JR.	RB	5-11	224	24	2	Notre Dame	FA-20
35	Vincent GRAY	DB	6-2	192	22	R	Michigan	FA-22
36	Jordan MILLER	DB	6-2	190	25	2	Washington	FA-21
37	Dylan MABIN	DB	6-1	196	24	2	Fordham	FA-21
38	Smoke MONDAY	S	6-3	199	22	R	Auburn	FA-22
39	DaMarcus FIELDS	DB	6-0	200	24	R	Texas Tech	FA-22
41	Alvin KAMARA	RB	5-10	215	27	6	Tennessee	D3a-17
42	Isaiah PRYOR	LB	6-1	217	24	R	Notre Dame	FA-22
44	Lucas KRULL	TE	6-6	260	23	R	Pittsburgh	FA-22
45	Nephi, SEWELL	LB	6-0	228	23	R	Utah	FA-22
46	Adam, PRENTICE	FB	6-0	245	25	2	South Carolina	WAI-21 (Den.)
48	J.T. GRAY	DB	6-0	202	25	5	Mississippi State	FA-18
49	Zach WOOD	LS	6-3	255	28	6	Southern Methodist	FA-17
50	Andrew DOWELL	LB	6-1	225	24	2	Michigan State	FA-19
51	Cesar RUIZ	C/G	6-4	316	22	3	Michigan	D1-20
52	D'Marco JACKSON	LB	6-1	233	23	R	Appalachian State	D5-22
53	Zack BAUN	LB	6-3	225	24	3	Wisconsin	D3a-20
54	Taco CHARLTON	DE	6-6	270	27	6	Michigan	UFA-22 (Pit.)
55	Kaden ELLISS	LB	6-2	238	27	4	Idaho	D7b-19
56	Demario DAVIS	LB	6-2	248	32	11	Arkansas State	UFA-18 (NYJ)
57	Josh BLACK	DT	6-3	290	24	R	Syracuse	FA-22
58	Eric WILSON	LB	6-1	230	27	6	Cincinnati	FA-22
59	Jordan JACKSON	DT	6-4	294	24	R	Air Force	D6-22
63	Jerald HAWKINS	T	6-6	305	28	6	Louisiana State	FA-21
64	Derek SCHWEIGER	OL	6-3	325	23	R	Iowa State	FA-22
65	Khalique WASHINGTON	T/G	6-5	339	23	R	Southern Mississippi	FA-22
66	Lewis KIDD	OL	6-6	311	24	R	Montana State	FA-22
67	Landon YOUNG	T	6-7	321	23	2	Kentucky	D7-21
68	Josh ANDREWS	OL	6-2	298	31	7	Oregon State	FA-22
69	Kentavius STREET	DT	6-2	287	26	4	North Carolina State	FA-22
70	Trevor PENNING	T	6-7	325	23	R	Northern Iowa	D1b-22

2022 NUMERICAL ROSTER

NO.	NAME	POS.	HT.	WT.	AGE	EXP.	COLLEGE	HOW ACQUIRED
71	Ryan RAMCZYK	T	6-6	314	27	6	Wisconsin	D1b-17
73	Ethan GREENIDGE	OL	6-4	335	23	4	Villanova	FA-19
74	James HURST	GT	6-5	310	29	9	North Carolina	FA-20
75	Andrus PEAT	G/T	6-7	316	27	8	Stanford	D1a-15
76	Calvin THROCKMORTON	OL	6-5	309	24	2	Oregon	FA-20
77	Forrest LAMP	OL	6-4	310	28	4	Western Kentucky	FA-21
78	Erik McCOY	G/C	6-4	303	24	4	Texas A&M	D2-19
79	Sage DOXTATER	OL	6-7	316	23	R	New Mexico State	FA-22
80	Jarvis LANDRY	WR	5-11	196	29	9	Louisiana State	FA-22
81	Nick VANNETT	TE	6-6	361	29	7	Ohio State	FA-21
82	Adam TRAUTMAN	TE	6-5	253	25	3	Dayton	D3b-20
83	Juwan JOHNSON	WR	6-4	231	25	3	Oregon	FA-20
84	Dai'Jean JOHNSON	WR	6-4	200	23	R	Nicholls State	FA-22
85	Kirk MERRITT	WR	6-1	214	25	1	Arkansas State	FA-22
86	Brandon DILLON	TE	6-5	250	25	2	Marian	FA-22
87	Kawaan BAKER	WR	6-1	198	22	1	South Alabama	D7-21
88	J.P. HOLTZ	TE	6-3	255	28	4	Pittsburgh	UFA-22 (Chi.)
89	Rashid SHAHEED	WR/RS	6-0	180	23	R	Weber State	FA-22
90	Tanoh KPASSAGNON	DE	6-7	289	27	6	Villanova	UFA-21 (KC)
91	Jaleel JOHNSON	DT	6-3	316	27	6	Iowa	UFA-22 (Hou.)
92	Marcus DAVENPORT	DE	6-6	265	24	5	Texas San-Antonio	D1-18
93	David ONYEMATA	DT	6-4	300	28	7	Manitoba (Canada)	D4-16
94	Cameron JORDAN	DE	6-4	287	32	12	California	D1a-11
95	Albert HUGGINS	DT	6-3	305	24	2	Clemson	FA-21
96	Carl GRANDERSON	DE	6-5	261	24	4	Wyoming	FA-19
97	Malcolm ROACH	DL	6-3	290	23	3	Texas	FA-20
98	Payton TURNER	DT	6-6	270	22	2	Houston	D1-21
99	Shy TUTTLE	DT	6-3	300	24	4	Tennessee	FA-21

HEAD COACH: DENNIS ALLEN. Assistants: **Bob Bicknell** (Senior Offensive Assistant), **Kodi Burns** (Wide Receivers), **Pete Carmichael** (Offensive Coordinator), **Ronald Curry** (Passing Game Coordinator/Quarterbacks), **Declan Doyle** (Offensive Assistant), **Phil Galiano** (Assistant Special Teams), **Peter Giunta** (Senior Defensive Assistant), **Michael Hodges** (Linebackers), **Doug Marrone** (Offensive Line), **Sterling Moore** (Defensive Assistant), **Ryan Nielsen** (Co-Defensive Coordinator/Defensive Line), **Kevin Petry** (Assistant to the Head Coach/Offensive Assistant), **Kris Richard** (Co-Defensive Coordinator/Secondary), **Darren Rizzi** (Assistant Head Coach/Special Teams Coordinator), **Cory Robinson** (Assistant Defensive Backs), **Dan Roushar** (Run Game Coordinator/Tight Ends), **Zach Strief** (Assistant Offensive Line), **Joel Thomas** (Running Backs), **Jordan Traylor** (Defensive Assistant), **D.J. Williams** (Offensive Assistant), **Brian Young** (Pass Rush Specialist).



HOW THE SAINTS WERE BUILT

2011 (1)

DRAFT

DE Cameron Jordan (1a)

2015 (2)

DRAFT

T Andrus Peat (1a)

CB P.J. Williams (3b)

2016 (3)

DRAFT

WR Michael Thomas (2a)

DT David Onyemata (4)

FREE AGENTS

K Wil Lutz (FA)

2017 (6)

DRAFT

CB Marshon Lattimore (1a)

T Ryan Ramczyk (1b)

S Marcus Williams (2)

RB Alvin Kamara (3a)

FREE AGENTS

LS Zach Wood (FA)

WAIVERS

QB Taysom Hill (GB)

2018 (5)

DRAFT

DE Marcus Davenport (1)

WR Tre'Quan Smith (3)

FREE AGENTS

LB Demario Davis (UFA-NYJ)

DB J.T. Gray (Rookie FA)

RB Dwayne Washington (FA)

2019 (8)

DRAFT

C Erik McCoy (2)

S C.J. Gardner-Johnson (4)

LB Kaden Ellis (7b)

FREE AGENTS

LB Andrew Dowell (FA)

DE Carl Granderson (Rookie FA)

OL Ethan Greenidge (Rookie FA)

WR/RS Deonte Harty (Rookie FA)

DT Shy Tuttle (Rookie FA)

2020 (11)

DRAFT

C Cesar Ruiz (1)

LB Zack Baun (3)

TE Adam Trautman (3)

FREE AGENTS

WR Marquez Callaway (Rookie FA)

P Blake Gillikin (Rookie FA)

OL James Hurst (FA)

TE Juwan Johnson (Rookie FA)

RB Tony Jones Jr. (Rookie FA)

DL Malcolm Roach (Rookie FA)

OL Calvin Throckmorton (Rookie FA)

QB Jameis Winston (UFA-TB)

2021 (18)

DRAFT

DE Payton Turner (1)

LB Pete Werner (2)

CB Paulson Adebo (3)

QB Ian Book (4)

T Landon Young (6)

WR Kawaan Baker (7)

FREE AGENTS

DL Albert Huggins (FA)

DE Tanoh Kpassagnon (UFA-KC)

OL Forrest Lamp (FA)

CB Dylan Mabin (FA)

DB Jordan Miller (FA)

CB Bryce Thompson (Rookie FA)

WR Kevin White (FA)

WR Easop Winston Jr. (FA)

TE Nick Vannett (FA)

WAIVERS

FB Adam Prentice (DEN)

TRADES

RB Mark Ingram II (HOU)

CB Bradley Roby (Hou.)

2022 (37)

DRAFT

WR Chris Olave (1a)

T Trevor Penning (1b)

CB Alontae Taylor (2)

LB D'Marco Jackson (5a)

DT Jordan Jackson (6)

FREE AGENTS

OL Josh Andrews (FA)

DL Josh Black (Rookie FA)

DE Taco Charlton (UFA-Pit.)

QB Andy Dalton (UFA-CHI)

TE Brandon Dillon (FA)

WR Dai'Jean Dixon (Rookie FA)

OL Sage Doxtater (Rookie FA)

DB Justin Evans (FA)

DB DaMarcus Fields (Rookie FA)

DB Vincent Gray (Rookie FA)

OL Jerald Hawkins (FA)

TE J.P. Holtz (UFA-CHI)

DT Jaleel Johnson (UFA-Hou)

OL Lewis Kidd (Rookie FA)

TE Lucas Krull (Rookie FA)

WR Jarvis Landry (FA)

S Tyrann Mathieu (FA)

S Marcus Maye (UFA-NYJ)

WR Kirk Merritt (FA)

S Smoke Monday (Rookie FA)

RB Devine Ozigbo (FA)

K John Parker Romo (Rookie FA)

DB Isaiah Pryor (Rookie FA)

LB Nephi Sewell (Rookie FA)

OL Derek Scheiber (Rookie FA)

WR/RS Rashid Shaheed (Rookie FA)

RB Abram Smith (Rookie FA)

S Daniel Sorensen (UFA-KC)

DT Kentavious Street (FA)

OL Khalique Washington (Rookie FA)

LB Eric Wilson (FA)

REVIEW



2021 NFL SEASON IN REVIEW

2021 NFL STANDINGS

NATIONAL FOOTBALL CONFERENCE

	NFC East				PTS.	PA
	W	L	T	PCT.		
Dallas	12	5	0	.706	530	358
Philadelphia	9	8	0	.529	444	385
Washington	7	10	0	.412	335	434
New York Giants	4	13	0	.235	258	416

	NFC North				PTS.	PA
	W	L	T	PCT.		
Green Bay	13	4	0	.765	450	371
Minnesota	8	9	0	.412	425	426
Chicago	6	11	0	.353	311	407
Detroit	3	13	1	.206	325	467

	NFC South				PTS.	PA
	W	L	T	PCT.		
Tampa Bay	13	4	0	.765	511	353
New Orleans	9	8	0	.529	364	335
Atlanta	7	10	0	.412	313	459
Carolina	5	12	0	.294	304	304

	NFC West				PTS.	PA
	W	L	T	PCT.		
L.A. Rams	12	5	0	.706	460	372
Arizona	11	6	0	.647	449	366
San Francisco	10	7	0	.588	427	365
Seattle	7	10	0	.412	395	366

AMERICAN FOOTBALL CONFERENCE

	AFC East				PTS.	PA
	W	L	T	PCT.		
Buffalo	11	6	0	.647	483	289
New England	10	7	0	.588	462	303
Miami	9	8	0	.529	341	373
New York Jets	4	13	0	.235	310	504

	AFC North				PTS.	PA
	W	L	T	PCT.		
Cincinnati	10	7	0	.588	460	376
Pittsburgh	9	7	1	.559	343	398
Cleveland	8	9	0	.471	349	371
Baltimore	8	9	0	.471	387	392

	AFC South				PTS.	PA
	W	L	T	PCT.		
Tennessee	12	5	0	.706	419	354
Indianapolis	10	7	0	.529	451	365
Houston	4	13	0	.235	280	452
Jacksonville	3	14	0	.176	253	457

	AFC West				PTS.	PA
	W	L	T	PCT.		
Kansas City	12	5	0	.706	480	364
Las Vegas	10	7	0	.588	374	439
L.A. Chargers	9	8	0	.529	474	459
Denver	7	10	0	.412	335	322

2021 NFL POSTSEASON RESULTS



NFC WILD CARD PLAYOFF GAMES

San Francisco 49ers 23, Dallas Cowboys 17
 Los Angeles Rams 34, Arizona Cardinals 11
 Tampa Bay Buccaneers 31, Philadelphia Eagles 15

AFC WILD CARD PLAYOFF GAMES

Buffalo Bills 47, New England Patriots 17
 Cincinnati Bengals 26, Las Vegas Raiders 19
 Kansas City Chiefs 42, Pittsburgh Steelers 21



NFC DIVISIONAL PLAYOFF GAMES

San Francisco 49ers 13, Green Bay Packers 10
 Los Angeles Rams 30, Tampa Bay Buccaneers 27

AFC DIVISIONAL PLAYOFF GAMES

Cincinnati Bengals 19, Tennessee Titans 16
 Kansas City Chiefs 42, Buffalo Bills 36



NFC CHAMPIONSHIP GAME

Los Angeles Rams 20, San Francisco 49ers 17



AFC CHAMPIONSHIP GAME

Cincinnati Bengals 27, Kansas City Chiefs 24



SUPER BOWL LVII

Los Angeles Rams 23, Cincinnati Bengals 20

REGULAR SEASON FINAL STATISTICS

2021

RECORD: 9-8

FINISH: 2ND-NFC SOUTH

Date	W/L	Score	Opponent	Attendance	SCORING	TD	Ru	Pa	Rt	PAT	FG	S	TP	RECEIVING	No.	Yds	Avg	Long	TD
09/12	W	38-3	Green Bay	35,242	Maher 0 0 0 0	10/12	16/18	0	58	Griffin	4	39	9.8	14	1				
09/19	L	7-26	at Carolina	70,675	Kamara 9 4 5 0	0	0	0	54	Prentice	3	16	5.3	10	0				
09/26	W	28-13	at New England	65,878	Callaway 6 0 6 0	0	0	0	36	Washington	2	12	6.0	6	0				
10/3	L	21-27 OT	N.Y. Giants	69,170	Hill 5 5 0 0	0	0	0	30	Wolf	2	8	4.0	4	0				
10/10	W	33-22	at Washington	50,137	B. Johnson 0 0 0 0	5/8	8/8	0	29	White	1	38	38.0	38	0				
10/25	W	13-10	at Seattle	68,563	Ju. Johnson 4 0 4 0	0	0	0	24	Ozzigbo	1	7	7.0	7	0				
10/31	W	36-27	Tampa Bay	69,170	Harris 3 0 3 0	0	0	0	18	E. Winston	1	5	5.0	5	0				
11/7	L	25-27	Atlanta	69,170	Smith 3 0 3 0	0	0	0	18	Armah	1	1	1.0	1	0				
11/14	L	21-23	at Tennessee	69,414	Rosas 0 0 0 0	13/13	14	0	16	Saints	293	3437	11.7	721	29				
11/21	L	29-40	at Philadelphia	69,796	Humphrey 2 0 2 0	0	0	0	12	Opponents	369	4131	11.2	841	20				
11/25	L	6-31	Buffalo	69,170	Trautman 2 0 2 0	0	0	0	12	Opponents	0	0	0	0	0				
12/12	L	17-27	Dallas	69,170	Armah 1 0 1 0	0	0	0	6	INTERCEPTIONS	NO.	YDS	AVG	LONG	TD				
12/12	W	30-9	at N.Y. Jets	69,129	Hogan 1 0 1 0	0	0	0	6	P. Williams	3	86	28.7	461	1				
12/19	W	9-0	at Tampa Bay	65,744	Ingram 1 1 0 0	0	0	0	6	Adebo	3	50	16.7	33	0				
12/27	L	3-20	Miami	69,170	Jenkins 1 0 0 1	0	0	0	6	Gardner-Johnson	3	45	15.0	26	0				
1/2	W	18-10	Carolina	69,170	Siemian 1 1 0 0	0	0	0	6	Lattimore	3	35	11.7	20	0				
1/9	W	30-20	at Atlanta	68,336	Stills 1 0 1 0	0	0	0	6	M. Williams	2	56	28.0	53	0				
					Vannett 1 0 1 0	0	0	0	6	M. Jenkins	1	34	34.0	341	1				
					P. Williams 1 0 0 1	0	0	0	6	Roach	1	5	5.0	5	0				
					Winston 1 1 0 0	0	0	0	6	Roby	1	2	2.0	2	0				
					Parkey 0 0 0 0	3/5	0/0	0	3	Alexander	1	0	0.0	0	0				

TEAM STATISTICS

Total First Downs	N.O.	OPP
307	304	304
Rushing	113	84
Passing	165	185
Penalty	29	35
3rd Down: Made/Att	78/220	89/240
3rd Down Pct.	35.5	37.1
4th Down: Made/Att	11/21	9/21
4th Down Pct.	52.4	42.9

2-Pt. Conversions: Saints: 0/5, Opponents: 1/3

SACKS: Jordan 12.5, Davenport 9, Kpassagnon 4, Alexander 3.5, Davis 3, Granderson 3, Gardner-Johnson 2, Onyemata 2, P. Williams 2, Elliss 1, Heath 1,

Jenkins 1, Roby 1, Turner 1

Saints: 46.0, Opponents: 37.0

FUM/LOST: Siemian 3/1, Harris 2/1, Hill 2/0, Winston 2/1, Alexander 1/0, Griffin 1/0, Ingram 1/1, Smith 1/0, Trautman

1/1 Saints: 14/5

KICKOFF RET. No. Yds Avg Long TD

Harris 26 690 23.8 39 0

Washington 3 56 18.7 21 0

Armah 2 28 14.0 17 0

Montgomery 2 59 29.5 33 0

Burton 1 5 5.0 5 0

Saints 37 838 22.6 39 0

Opponents 32 660 20.6 42 0

FIELD GOALS 1-19 20-29 30-39 40-49 50+

Maher 0/0 4/4 8/9 4/4 0/1

B. Johnson 0/0 4/4 3/3 0/0 1/1

Rosas 0/0 0/0 1/1 1/1 0/2

Saints 0/0 7/7 11/13 5/5 1/4

Opponents 0/0 8/8 13/13 8/11 4/4

MAHER: 0(0)0(0)0(0)28G(1)/(56N, 42G)(23G, 31 G, 37G)(39G, 35G, 42G)(38G)(41G, 27G, 41G, 33G

(34N, 37G, 27G, 33G)

TM: (44G)(152N, 36N)(58N)(1)(21G, 33G)(23G, 35G, 23G)(35G, 52G)(20G)(28G)(1)(56N, 42G)(23G, 31 G, 37G)(39G, 35G, 42G)(38G)(41G, 27G, 41G, 33G

(34N, 37G, 27G, 33G)

Opponents:(39G)(20G, 50G, 42G)(45G, 26G)(35N, 23G, 48G)(45G, 23G, 24G)(44N, 50G, 53N)(1)(32G, 29G)(28G, 36G, 36G)(50G, 37G, 33G, 47G)(34G

(55G, 34G)(36G, 46G, 36G)(45N)(48G, 59N, 34G

(32G, 47N) (48G, 54G)

RECEIVING No. Yds Avg Long TD

Kamara 47 439 9.3 31 5

Callaway 46 698 15.2 58 6

Harris 36 570 15.8 721 3

Smith 32 377 11.8 34 3

Trautman 27 263 9.7 32 2

Ingram 20 138 6.9 34 0

Montgomery 16 95 5.9 21 0

Opponents:(39G)(20G, 50G, 42G)(45G, 26G)(35N, 23G, 48G)(45G, 23G, 24G)(44N, 50G, 53N)(1)(32G, 29G)(28G, 36G, 36G)(50G, 37G, 33G, 47G)(34G

(55G, 34G)(36G, 46G, 36G)(45N)(48G, 59N, 34G

(32G, 47N) (48G, 54G)

Stills 6 68 11.3 22 1

Jones 5 29 5.8 19 1

Hill 4 52 13.0 15 0

Hogan 4 41 10.3 16 1

PASSING	Att	Cmp	Yds	Cmp%	Yds/Att	TD	TD%	Int	Int%	Long	Sack/Lost	Rating
Siemian	188	108	1154	57.4	6.14	11	5.9	3	1.6	46	9/64	88.4
J. Winston	161	95	1170	59.0	7.27	14	8.7	3	1.9	721	11/69	102.8
T. Hill	134	78	978	58.2	7.30	4	3.0	5	3.7	707	9/64	75.4
Book	20	12	135	60.0	6.75	0	0.0	2	10.0	56	8/54	40.6
Gillikin	2	0	0	0.0	0.0	0	0.0	0	0.0	---	0/0	39.6
Saints	504	293	3437	58.1	6.82	29	5.8	13	2.6	721	37/251	87.4
Opponents	592	369	4131	62.3	6.98	20	3.4	18	3.0	841	46/310	81.7


2021 DEFENSIVE STATISTICS

Name	Regular Defensive Plays								Special Teams					MISC		
	SOLO	AST	TOT	SACK / YDS	INT	PD	FF	FR	TKL	AST	FF	BL	TKL	AST	FF	FR
DEMARIO DAVIS	70	35	105	3	16	0	7	0	0	0	0	0	0	0	0	0
MALCOLM JENKINS	53	26	79	1	8	1	5	1	0	0	0	0	0	0	0	0
MARCUS WILLIAMS	52	22	74	0	0	2	8	1	0	0	0	0	0	0	0	0
MARSHON LATTIMORE	55	13	68	0	0	3	19	0	1	0	0	0	0	0	0	0
PAULSON ADEBO	54	9	63	0	0	3	8	0	0	1	2	0	0	0	0	0
PETE WERNER	36	23	59	0	0	0	0	0	0	0	3	0	0	0	0	0
CAMERON JORDAN	38	21	59	12.5	75.5	0	6	2	0	0	0	0	0	0	0	0
KWON ALEXANDER	39	11	50	3.5	19.5	1	2	1	1	0	0	0	0	0	0	0
SHY TUTTLE	17	31	48	0	0	0	3	1	1	0	0	0	0	0	0	0
C.J. GARDNER-JOHNSON	32	14	46	2	14	3	7	0	0	0	0	0	0	0	0	0
P.J. WILLIAMS	36	6	42	2	16	3	5	1	0	0	0	0	0	0	0	0
MARCUS DAVENPORT	23	17	40	9	62	0	0	3	1	0	0	0	0	0	0	0
DAVID ONYEMATA	12	22	34	2	17	0	0	0	1	0	0	0	0	0	0	0
CHRISTIAN RINGO	12	14	26	0	0	0	0	1	1	0	0	0	0	0	0	0
CARL GRANDERSON	11	13	24	3	29	0	0	0	0	0	1	0	0	1	0	0
BRADLEY ROBY	19	4	23	1	7	1	5	0	0	0	0	0	0	0	0	0
ZACH BAUN	16	6	22	0	0	0	0	0	0	6	2	0	0	0	0	0
TANOH KPASSAGNON	14	4	18	4	38	0	2	1	0	0	0	0	0	0	0	0
ALBERT HUGGINS	3	13	16	0	0	0	0	0	0	0	0	0	0	0	0	0
JALYN HOLMES	6	7	13	0	0	0	0	0	0	0	0	0	0	0	0	0
KADEN ELLISS	6	7	13	1	3	0	0	0	1	3	1	0	0	0	0	0
PAYTON TURNER	9	3	12	1	4	0	0	0	0	0	0	0	0	0	0	0
JOSIAH BRONSON	7	4	11	0	0	0	0	0	0	0	0	0	0	0	0	0
MALCOLM ROACH	4	6	10	0	0	1	1	0	0	0	0	0	0	0	0	0
MONTRAVIUS ADAMS	1	6	7	0	0	0	1	0	0	0	0	0	0	0	0	0
SHARIEF FINCH	0	5	5	0	0	5	5	0	0	0	0	0	0	0	0	0
JEFF HEATH	5	0	5	1	1	0	0	0	0	5	2	0	0	0	0	0
BRAXTON HOYETT	2	2	4	0	0	0	0	0	0	0	0	0	0	0	0	0
KEN CRAWLEY	3	0	3	0	0	0	0	0	0	0	0	0	0	0	0	0
DESMOND TRUFANT	2	1	3	0	0	0	0	0	0	4	1	0	0	0	0	0
J.T. GRAY	2	1	3	0	0	0	0	0	0	16	3	0	0	0	0	0
ANDREW DOWELL	0	1	1	0	0	0	0	0	0	9	5	0	0	1	0	0
ETHAN WESTBROOKS	1	0	1	0	0	0	0	0	0	0	0	0	0	0	0	0
KEIVARAE RUSSELL	0	0	0	0	0	0	0	0	0	1	1	0	0	0	0	0
ALEX ARMAH	0	0	0	0	0	0	0	0	0	2	0	0	0	0	0	0
KAWAAN BAKER	0	0	0	0	0	0	0	0	0	1	0	0	0	0	0	0
BLAKE GILLIKIN	0	0	0	0	0	0	0	0	0	1	0	0	0	0	0	0
GARRETT GRIFFIN	0	0	0	0	0	0	0	0	0	1	1	0	0	0	0	0
CHASE HANSEN	0	0	0	0	0	0	0	0	0	0	1	0	0	0	0	0
TAYSOM HILL	0	0	0	0	0	0	0	0	0	0	1	0	0	0	1	0
CHRIS HOGAN	0	0	0	0	0	0	0	0	0	1	0	0	0	0	0	0
JUWAN JOHNSON	0	0	0	0	0	0	0	0	0	0	1	0	0	0	0	0
TY MONTGOMERY	0	0	0	0	0	0	0	0	0	7	3	0	0	0	0	1
DWAYNE WASHINGTON	0	0	0	0	0	0	0	0	0	6	1	0	0	0	0	0
ADAM PRENTICE	0	0	0	0	0	0	0	0	0	1	0	0	0	0	0	0
KEVIN WHITE	0	0	0	0	0	0	0	0	0	1	3	1	0	0	1	0
TOTALS	579	273	852	45	287	18	84	6	5	37	4	1	3	1	4	2

Defense: TKL: tackle, AST: assist, TOT: total, INT: interception, PD: pass defense, FF: forced fumble, FR: fumble recovery. Special Teams: BL: kicks blocked.

2021 GAME BY GAME SAINTS

Game	1st Downs			Offense			Net Rushing			Net Passing			Fumb.		Pen.		Punts			Returns			TDS		PAT FG		TOP												
	Pts	T	R	Pa	Pe	Att	Yds	Avg	Att	Yds	Avg	Att	Com	Yds	TD	Int	Sk	Yds	#	Lst	#	Yds	#	Yds	Avg	P		Yds	KO	Yds	Int	Yds	Ru	Pa	Ret	M/A	M/A		
GB	38	22	11	10	1	60	322	5.4	39	171	4.4	21	15	151	5	0	0	0	0	6	38	2	103	51.5	1	13	0	0	2	86	0	5	0	5/5	1/1	0/0	34:36		
@CAR	7	6	2	3	1	43	128	3.0	17	48	2.8	22	11	80	0	2	4	31	0	0	11	115	6	294	49.0	0	0	6	173	1	5	1	0	0	1/1	0/0	0/0	21:28	
@NE	28	19	10	9	0	62	252	4.1	38	142	3.7	21	13	110	2	0	3	18	0	0	2	15	5	249	49.8	1	25	1	16	3	100	1	2	1	4/4	0/2	0/0	32:48	
NYG	21	21	9	12	0	65	405	6.2	39	170	4.4	26	19	235	1	0	0	0	0	5	35	3	135	44.0	1	9	2	40	1	3	2	1	0	3/3	0/1	0/0	37:31		
@WAS	33	18	5	12	1	55	369	6.7	23	98	4.3	30	15	271	4	1	2	8	1	1	6	45	5	268	53.6	3	29	1	27	2	0	1	4	0	3/5	0/0	0/0	23:34	
@SEA	13	21	7	10	4	68	304	4.5	31	94	3.0	35	19	210	1	0	2	12	2	1	7	90	6	285	47.5	1	2	1	33	0	0	1	0	1/1	2/2	0/0	32:49		
TB	36	26	8	12	6	72	361	5.0	32	152	4.8	39	22	209	2	0	1	6	1	0	2	10	3	158	52.7	1	12	2	69	2	66	1	2	1	3/4	3/3	0/0	33:16	
ATL	25	26	6	17	3	69	376	5.4	25	109	4.4	43	27	267	2	0	1	15	1	10	74	3	122	40.7	3	50	5	101	0	0	1	2	0	1/1	2/2	0/2	32:21		
@TEN	27	22	5	14	3	61	373	6.1	21	86	4.1	36	21	287	2	0	4	22	1	1	9	65	5	202	40.4	1	4	6	127	0	0	1	2	0	0/2	1/1	0/1	28:33	
@PHI	21	18	5	12	1	62	323	5.2	22	109	5.0	40	22	214	3	2	0	0	2	1	3	25	6	299	49.8	4	29	3	61	0	0	1	3	0	2/3	0/0	0/1	22:59	
BUF	6	12	4	7	1	57	190	3.3	25	44	1.8	30	17	146	1	1	2	17	0	0	4	24	5	235	47.0	1	12	4	61	2	2	0	1	0	0/0	0/0	0/1	25:22	
DAL	17	17	7	10	0	69	405	5.9	26	153	5.9	41	19	252	2	4	2	12	1	0	7	59	6	308	51.3	4	37	0	0	1	15	0	2	0	2/2	1/2	0/0	31:54	
@NYJ	30	21	12	8	1	68	344	5.1	44	203	4.6	21	15	141	0	0	3	34	2	0	4	42	5	258	51.6	4	54	0	0	0	0	3	0	0	3/3	3/3	0/0	38:52	
@TB	9	11	5	5	1	60	212	3.5	31	61	2.0	27	13	151	0	0	2	3	1	0	6	41	9	412	45.8	3	38	0	0	1	1	0	0	0	0	0/0	3/3	0/0	29:45
MIA	3	10	3	5	2	51	164	3.2	23	83	3.6	20	12	81	0	2	8	54	0	0	7	62	7	316	45.1	3	27	1	26	1	0	0	0	0	0/0	1/1	0/0	26:04	
CAR	18	15	4	10	1	58	280	4.8	28	73	2.6	28	17	207	1	0	2	15	0	0	5	33	5	215	43.0	4	8	2	63	1	18	0	1	0	0/1	4/4	0/0	29:29	
@ATL	30	22	10	9	3	71	369	5.2	46	195	4.2	24	16	174	3	0	1	4	2	0	4	40	2	100	50.0	0	0	3	41	1	17	0	3	0	3/3	3/4	0/0	39:17	
Totals	364	307	113	165	29	1051	5177	4.9	510	1981	3.9	504	293	3166	29	13	37	251	14	5	98	813	83	3956	47.7	35	349	37	838	18	313	12	29	2	31/38	25/50	0/5	30:28	



FOOTBALL



2021 GAME BY GAME STARTERS



FOOTBALL



OFFENSE												
Date	Opp.	WR	LT	LG	C	RG	RT	TE	WR	QB	RB	FB
9/12	@CAR	Callaway	Armstead	Peat	McCoy	Ruiz	Ramczyk	Trautman	Humphrey	J. Winston	Kamara	Griffin (TE)
9/19	@NE	Hogan	Armstead	Peat	Ruiz	Throckmorton	Ramczyk	Hill	Montgomery	J. Winston	Kamara	Jones
9/26	@NE	Callaway	Armstead	Peat	Ruiz	Throckmorton	Ramczyk	Hill	Hill	J. Winston	Kamara	Griffin (TE)
10/3	NYG	Callaway	Hurst	Peat	Ruiz	Throckmorton	Ramczyk	Trautman	Stills	J. Winston	Kamara	Hill (WR)
10/10	@WAS	Callaway	Hurst	Peat	Ruiz	Throckmorton	Ramczyk	Trautman	Stills	J. Winston	Kamara	Hill (WR)
10/25	@SEA	Callaway	Armstead	Peat	McCoy	Ruiz	Ramczyk	Hurst	Trautman (TE)	J. Winston	Kamara	Griffin (TE)
10/31	TB	Callaway	Armstead	Hurst	McCoy	Ruiz	Ramczyk	Trautman	J. Johnson (TE)	J. Winston	Kamara	Griffin (TE)
11/7	@ATL	White	Armstead	Hurst	McCoy	Ruiz	Ramczyk	Throckmorton (Jumbo)	Trautman (TE)	Siemian	Ingram II	Amah
11/14	@TEN	Callaway	Hurst	Throckmorton	McCoy	Ruiz	Ramczyk	Trautman	Smith	Siemian	Ingram II	Armah
11/21	@PHI	Callaway	Young	Throckmorton	McCoy	Ruiz	Hurst	Trautman	Smith	Siemian	Jones	Stills (WR)
11/25	BUF	Stills	Armstead	Throckmorton	McCoy	Ruiz	Hurst	Clapp (Jumbo)	Harris	Siemian	Jones	Prenice
12/2	DAL	Callaway	Hurst	Throckmorton	McCoy	Ruiz	Mills	Griffin	Smith	Hill	Kamara	Montgomery (WR)
12/12	@NYJ	Smith	Armstead	Throckmorton	McCoy	Ruiz	Hurst	Wolf	Smith	Hill	Kamara	Griffin (TE)
12/19	@TB	Humphrey	Hurst	Throckmorton	McCoy	Ruiz	Mills	Johnson	Callaway	Hill	Kamara	Smith (WR)
12/27	MIA	Callaway	Hurst	Throckmorton	McCoy	Ruiz	Benenoch	Vannett	E. Winston	Book	Kamara	Prenice
1/2	CAR	Callaway	Hurst	Throckmorton	Clapp	Ruiz	Mills	Carpenter (Jumbo)	Trautman (TE)	Hill	Kamara	Humphrey (WR)
1/9	@ATL	Smith	Hurst	Throckmorton	McCoy	Ruiz	Ramczyk	Trautman	Montgomery	Hill	Jones	Prenice
DEFENSE												
Date	Opp.	LDE	DT	DT	RDE	WLB	MLB	SAM	LCB	RCB	SS	FS
9/12	GB	Jordan	Roach	Ringo	Davenport	Alexander	Davis	Gardner-Johnson (NB)	Adebo	Lattimore	Jenkins	M. Williams
9/19	@CAR	Jordan	Tuttle	Ringo	Granderson	Baun	Davis	P. Williams (NB)	Adebo	Roby	Jenkins	M. Williams
9/26	@NE	Jordan	Roach	Ringo	Kpassagnon	Werner	Davis	Gardner-Johnson (NB)	Adebo	Lattimore	Jenkins	M. Williams
10/3	NYG	Jordan	Tuttle	Ringo	Kpassagnon	Werner	Davis	Gardner-Johnson (NB)	Adebo	Lattimore	Jenkins	M. Williams
10/10	@WAS	Jordan	Huggins	Ringo	Kpassagnon	Werner	Davis	Gardner-Johnson (NB)	Adebo	Lattimore	Jenkins	M. Williams
10/25	@SEA	Jordan	Tuttle	M. Adams	Kpassagnon	Werner	Davis	Gardner-Johnson (NB)	Adebo	Lattimore	Jenkins	M. Williams
10/31	TB	Jordan	Tuttle	Onyemata	Kpassagnon	Werner	Davis	Gardner-Johnson (NB)	Adebo	Lattimore	Jenkins	M. Williams
11/7	@ATL	Jordan	Tuttle	Onyemata	Davenport	Alexander	Davis	Gardner-Johnson (NB)	Adebo	Lattimore	Jenkins	M. Williams
11/14	@TEN	Jordan	Tuttle	Onyemata	Davenport	Werner	Davis	Elliss	Adebo	Lattimore	Jenkins	M. Williams
11/21	@PHI	Jordan	Tuttle	Onyemata	Davenport	Alexander	Davis	P. Williams (NB)	Adebo	Lattimore	Jenkins	M. Williams
11/25	BUF	Jordan	Tuttle	Onyemata	Granderson	Alexander	Davis	P. Williams (NB)	Adebo	Lattimore	Jenkins	M. Williams
12/2	DAL	Jordan	Tuttle	Onyemata	Granderson	Baun	Davis	Werner	Adebo	Lattimore	Jenkins	M. Williams
12/12	@NYJ	Holmes	Tuttle	Onyemata	Davenport	Alexander	Davis	Baun	Adebo	Lattimore	Jenkins	M. Williams
12/19	@TB	Jordan	Tuttle	Onyemata	Davenport	Alexander	Davis	Gardner-Johnson (DB)	Adebo	Lattimore	Jenkins	M. Williams
12/27	MIA	Jordan	Tuttle	Onyemata	Davenport	Baun	Werner	Gardner-Johnson (DB)	Adebo	Lattimore	Jenkins	M. Williams
1/2	CAR	Jordan	Tuttle	Onyemata	Davenport	Alexander	Davis	Gardner-Johnson (DB)	Adebo	Lattimore	Jenkins	P.J. Williams
1/9	@ATL	Jordan	Tuttle	Onyemata	Davenport	Alexander	Davis	Gardner-Johnson (DB)	Adebo	Lattimore	M. Jenkins	M. Williams



2021 TURNOVER TABLE

SAINTS TAKEAWAYS

Opp	Qtr	Turnover	Spot*	Result
vs. GB	3	A. Rodgers intercepted by P. Adebo	NO 7	Punt
vs. GB	3	A. Rodgers intercepted by M. Williams	NO 35	Touchdown
vs. GB	4	J. Love fumble recovered by T. Kpassagnon	NO 2	End of Game
at CAR	3	S. Darnold intercepted by M. Roach	CAR 18	Touchdown
at NE	2	M. Jones intercepted by P.J. Williams	NO 45	Touchdown
at NE	3	M. Jones intercepted by M. Jenkins, returned for a TD	NE 34	Touchdown
at NE	4	M. Jones intercepted by M. Lattimore	NO 2	End of Game
vs. NYG	2	D. Jones intercepted by M. Williams	NO 2	End of Half
at WAS	2	T. Heinicke intercepted by P. Adebo	NO 2	Punt
at WAS	4	T. Heinicke intercepted by P.J. Williams	WAS 26	Touchdown
vs. TB	2	T. Brady fumble recovered by D. Onyemata	NO 39	Field Goal
vs. TB	2	T. Brady intercepted by C.J. Gardner-Johnson	NO 39	Touchdown
vs. TB	4	T. Brady intercepted by P.J. Williams, returned for a TD	TB 40	Touchdown
at PHI	2	M. Sanders fumble recovered by Ringo	PHI 6	Touchdown
vs. BUF	2	J. Allen intercepted by B. Roby	NO 47	Punt
vs. BUF	2	J. Allen intercepted by K. Alexander	NO 10	End of Half
vs. DAL	4	D. Prescott intercepted by Lattimore	DAL 46	Interception
at TB	3	T. Brady fumble recovered by M. Lattimore	NO 13	Punt
at TB	4	T. Brady intercepted by C.J. Gardner-Johnson	TB 43	Punt
vs. MIA	3	T. Tagavailoa intercepted by M. Lattimore	NO 36	Punt
vs. CAR	2	S. Darnold fumble recovered by M. Davenport	CAR 14	Field Goal
vs. CAR	4	S. Darnold intercepted by C.J. Gardner-Johnson	CAR 28	End of Game
at ATL	2	M. Ryan intercepted by P. Adebo	NO 29	Field Goal
at ATL	2	M. Davis fumble recovered by K. Alexander	ATL 19	Touchdown
at ATL	4	M. Davis fumble recovered by S. Tuttle	ATL 29	Field Goal

Saints Takeaway Totals: 25 Takeaways (18 interceptions, 7 fumbles), 75 points (9 TDs, 4 FGs).

SAINTS GIVEAWAYS

Opp	Qtr	Turnover	Spot*	Result
at CAR	2	J. Winston intercepted by J. Burris	CAR 6	End of Half
at CAR	4	J. Winston intercepted by J. Horn	CAR 15	Punt
vs. NYG	3	T. Hill intercepted by J. Bradberry	NYG 12	Punt
at WAS	1	J. Winston intercepted by C. Holcomb	WAS 46	Field Goal
at WAS	1	Winston fumble recovered by D. Payne	NO 44	Touchdown
at SEA	3	A. Trautman fumble recovered by J. Brooks	NO 37	Field Goal
vs. ATL	4	T. Siemian fumble recovered by S. Means	NO 38	Touchdown
at TEN	3	D. Harris fumble recovered by T. Cole	NO 19	Touchdown
at PHI	1	T. Siemian intercepted by T. Edwards	NO 40	Touchdown
at PHI	2	T. Siemian intercepted by D. Slay, returned for a TD	PHI 49	Touchdown
at PHI	3	M. Ingram fumble recovered by T. Edwards	NO 41	Field Goal
vs. BUF	4	T. Siemian intercepted by J. Poyer	NO 44	Punt
vs. DAL	2	T. Hill intercepted by J. Kears	DAL 5	Field Goal
vs. DAL	4	T. Hill fumble intercepted by D. Kazee	DAL 18	Punt
vs. DAL	4	T. Hill intercepted by T. Diggs	DAL 41	Punt
vs. DAL	4	T. Hill intercepted by C. Watkins, returned for a TD	NO 29	Touchdown
vs. MIA	1	I. Book intercepted by N. Needham, returned for a TD	NO 28	Touchdown
vs. MIA	4	I. Book intercepted by B. Jones	MIA 25	Punt

Opponent Takeaway Totals: 18 Takeaways (13 interceptions, 5 fumbles), 61 points (7 TDs, 4 FGs).

*Spot where the turnover was made

2021 PARTICIPATION REPORT

Name	GB	@CAR	@NE	NYG	@WAS	@SEA	TB	ATL	@TEN	@PHI	BUF	DAL	@NYJ	@TB	MIA	CAR	@ATL	GP-GS-DNP-IA
ADAMS, Montravius	XXX	IA	PL	IA	PL	ST	PL	IA	PL	PS	PS	XXX						5-1-0-3
ADEBO, Paulson	ST	ST	ST	ST	ST	ST	ST	ST	ST	ST	ST	ST	ST	ST	ST	ST	ST	17-17-0-0
ALEXANDER, Kwon	ST	IR	IR	IR	IR	PL	PL	ST	PL	ST	PL	ST	PL	ST	RC	ST	ST	12-8-0-0
ARMAH, Alex	PS	PL	PL	PL	PL	PL	PL	PL	ST	PL	IA	X	X	X	X	X	X	9-2-0-1
ARMSTEAD, Terron	ST	ST	ST	IA	IA	ST	ST	ST	IA	IA	ST	IA	ST	IA	IA	IA	IA	8-8-0-9
BAKER, Kawaan	PS	PS	PS	PS	PS	PS	PS	PS	PS	PS	PS	PS	PS	PS	PL	PL	PS	2-0-0-0
BAUN, Zack	PL	ST	PL	PL	PL	PL	PL	PL	PL	PL	PL	ST	ST	PL	ST	PL	PL	17-4-0-0
BENENOCH, Caleb	XXX	PS	PS	PS	PS	PS	PS	PS	PS	DNP	DNP	DNP	DNP	DNP	ST	DNP	RC	1-1-6-0
BORTLES, Blake	XXX	XXX	XXX	XXX	XXX	XXX	XXX	XXX	XXX	XXX	XXX	XXX	XXX	XXX	DNP	PS	RC	0-0-1-0
BOOK, Ian	IA	IA	IA	IA	IA	IA	IA	DNP	DNP	IA	IA	IA	IA	IA	IA	IA	IA	1-1-2-14
BRONSON JR., Josiah	PS	PS	PS	PS	PS	PL	PS	PL	PS	PL	PL	PL	PL	XXX	XXX	XXX	XXX	6-0-0-0
CABRAL, Cohl	XXX	XXX	XXX	XXX	XXX	XXX	XXX	XXX	XXX	XXX	XXX	XXX	XXX	XXX	XXX	PS	PS	0-0-0-0
CALLAWAY, Marquez	ST	PL	ST	ST	ST	ST	ST	PL	ST	ST	PL	ST	PL	ST	PL	ST	PL	17-11-0-0
CARPENTER, James	XXX	XXX	XXX	XXX	XXX	XXX	XXX	XXX	XXX	XXX	XXX	XXX	PL	PL	RC	ST	PL	4-1-0-0
CLAPP, Will	IR	IR	IR	PL	PL	XXX	PS	PS	PL	PL	ST	ST	IA	PS	PL	ST	PL	9-3-0-1
CRAWLEY, Ken	IR	IR	IR	IR	IR	RC	RC	PL	XXX	XXX	PL	PL	IA	PL	PL	PL	6-0-0-1	
DALTON, Jalen	IR	IR	IR	IR	IR	IR	IR	IR	IR	IR	IR	IR	IR	IR	IR	IR	IR	0-0-0-0
DAVENPORT, Marcus	ST	IR	IR	IR	IR	PL	PL	ST	ST	ST	IA	IA	ST	ST	ST	ST	ST	11-9-0-2
DAVIS, Demario	ST	ST	ST	ST	ST	ST	ST	ST	ST	ST	ST	ST	ST	ST	RC	ST	ST	16-16-0-0
DOWELL, Andrew	PL	PL	PL	PL	PL	PL	PL	PL	IA	PL	PL	PL	PL	PL	PL	PL	PL	16-0-0-1
ELLISS, Kaden	PL	PL	PL	PL	PL	PL	PL	PL	ST	PL	PL	IA	IA	IA	RC	PL	PL	13-1-0-3
FINCH, Sharief	XXX	XXX	XXX	XXX	XXX	XXX	XXX	XXX	XXX	XXX	XXX	PS	PS	PS	PL	PS	PS	1-0-0-0
GARDNER-JOHNSON, C.J.	ST	IA	ST	ST	ST	ST	ST	ST	IR	IR	IR	IR	PL	ST	ST	ST	ST	12-11-0-1
GILLIKIN, Blake	PL	PL	PL	PL	PL	PL	PL	PL	PL	PL	PL	PL	PL	PL	PL	PL	PL	17-0-0-0
GRANDERSON, Carl	PL	ST	PL	PL	PL	PL	PL	IA	PL	PL	ST	ST	PL	PL	RC	PL	PL	15-3-0-1
GRAY, J.T.	PL	PL	PL	PL	PL	PL	PL	PL	PL	PL	PL	PL	PL	PL	RC	PL	PL	16-0-0-0
GREENIDGE, Ethan	IR	IR	IR	IR	IR	IR	IR	IR	IR	IR	IR	IR	IR	IR	IR	IR	IR	0-0-0-0
GRIFFIN, Garrett	ST	PL	ST	PL	PL	ST	PL	PL	PL	PL	ST	ST	IR	IR	IR	IR	IR	13-6-0-0
HANSEN, Chase	IA	IR	IR	IR	IR	IR	IR	PS	PS	PL	PS	PL	PS	PL	RC	PS		3-0-0-1
HARTY, Deonte	PL	PL	PL	PL	PL	IA	PL	PL	PL	PL	ST	PL	SUS	SUS	SUS	PL	PL	13-1-0-1
HEATH, Jeff	PL	PL	PL	PL	PL	PL	PL	PL	PL	PL	PL	PL	PL	PL	RC	PL	PL	16-0-0-0
HILL, Taysom	PL	PL	PL	ST	ST	IA	IA	PL	PL	DNP	DNP	ST	ST	ST	RC	ST	ST	12-7-2-2
HOGAN, Chris	PL	ST	PL	PL	PL	XXX												5-1-0-0
HOLLMAN, Ka'Dar	PS	PS	PS															0-0-0-0
HOLMES, Jaylin	PS	PL	PS	PS	IA	IA	IA	IA	IA	PL	PL	PL	ST	PL	RC	PL	PL	8-1-0-5
HOYETT, Braxton															PL	XXX	PS	1-0-0-0
HUGGINS, Albert	PL	PL	IA	PL	ST	XXX	PS	PS	PS	PS	PS	PL	PL	PL	PL	PL	RC	9-1-0-1
HUMPHREY, LilJordan	ST	PL	IA	IA	IA	PL	RC	RC	IA	PL	PL	PL	IA	ST	ST	ST	PL	10-4-0-5
HURST, James	PL	PL	ST	ST	ST	ST	ST	ST	ST	ST	ST	ST	ST	ST	ST	ST	ST	17-15-0-0
INGRAM II, Mark							PL	ST	ST	IA	PL	RC	PL	PL	IA	IA		7-3-0-3
JENKINS, Malcolm	ST	ST	ST	ST	ST	ST	ST	ST	ST	ST	ST	ST	ST	ST	RC	ST	IA	16-16-0-0
JOHNSON, Brian	XXX	XXX	XXX	XXX	XXX	PL	PL	PL	PL									4-0-0-0
JOHNSON, Jaleel	PS																	0-0-0-0
JOHNSON, Juwan	PL	PL	PL	PL	PL	PL	ST	IA	PL	IA	PL	PL	PL	ST	RC	PL	PL	14-2-0-2
JONES JR., Tony	PL	ST	PL	PL	IR	IR	IR	IR	IR	PL	ST	IA	ST	PL	PL	PL	ST	11-4-0-1
JORDAN, Cameron	ST	ST	ST	ST	ST	ST	ST	ST	ST	ST	ST	ST	RC	ST	ST	ST	ST	16-16-0-0
KAMARA, Alvin	ST	ST	ST	ST	ST	ST	ST	PL	IA	IA	IA	IA	PL	ST	ST	ST	PL	13-10-0-4
KELLY II, Derrick	PS	PS	PS	PS	PS													0-0-0-0
KPASSAGNON, Tanoh	PL	IA	ST	ST	ST	ST	ST	PL	PL	IR	IR	IR	IR	IR	IR	IR	IR	8-5-0-1
LAMP, Forrest					PS	PS	PS	PS	PS	PS	PS	DNP	PS	DNP	DNP	PL	PS	1-0-3-0
LATTIMORE, Marshon	ST	IA	ST	ST	ST	ST	ST	ST	ST	ST	ST	ST	ST	ST	ST	ST	ST	16-16-0-1



FOOTBALL



2021 PARTICIPATION REPORT

Name	GB	@CAR	@NE	NYG	@WAS	@SEA	TB	ATL	@TEN	@PHI	BUF	DAL	@NYJ	@TB	MIA	CAR	@ATL	GP-GS-DNP-IA
LUTZ, Wil	IR	IR	IR	IR	IR	IR	IR	IR	IR	IR	IR	IR	IR	IR	IR	IR	IR	0-0-0-0
MABIN, Dylan	PS	PS	PS	PS	PS	PS	PS	PS	PS	PS	PS	PS	PS	PS	PS	PS	PS	0-0-0-0
MARCH, Justin															PL			1-0-0-0
MAHER, Brett										PL	PL	PL	PL	PL	PL	PL	PL	8-0-0-0
McCOY, Erik	ST	IA	IA	IA	IA	ST	ST	ST	ST	ST	ST	ST	ST	ST	IA	ST	ST	12-12-0-5
McMANIS, Wynton		PS	PS	PS	PS													0-0-0-0
MILLER, Jordan	IA	PL	PS	PS	PS	PS	PS	PS	PS	PS	PS	PS	PS	PS	DNP	PS	PS	1-0-1-1
MILLS, Jordan				DNP	PL	PS	PL	PL	PL	PS	DNP	ST	PL	ST	RC	ST	PL	9-3-1-2
MONTGOMERY II, Ty	PL	ST	PL	PL	PL	PL	PL	PL	IA	PL	IA	PL	ST	RC	PL	PL	ST	14-3-0-2
MURPHY, Justin															PL			1-0-0-0
ONYREMATA, David	RS	RS	RS	RS	RS	RS	ST	ST	ST	ST	ST	ST	ST	ST	ST	ST	ST	11-11-0-0
OZIGBO, Devine					PL	PL												2-0-0-0
PARKEY, Cody					PL													1-0-0-0
PEAT, Andrus	ST	ST	ST	ST	ST	ST	IR	IR	IR	IR	IR	IR	IR	IR	IR	IR	IR	6-6-0-0
PERRY, Malcolm											PS	PS	PS	PS	PS			0-0-0-0
POOLE, Brian	IR	IR	IR	IR														0-0-0-0
PRENTICE, Adam	IA	PS	PS	PS	PS	PS	PS	PS	PS	PS	ST	PL	PL	PL	ST	PL	ST	7-3-0-1
RAMZYCK, Ryan	ST	ST	ST	ST	ST	ST	ST	ST	ST	IA	IA	IA	IA	IA	RC	RC	ST	10-10-0-5
REITER, Austin	XXX	DNP	DNP	PS														0-0-0-0
RINGO, Christian	ST	ST	ST	ST	XXX	PL	PL	PL	XXX	PL	PL	PL	PL	PL	RC	PL	PL	14-4-0-0
ROACH, Malcolm	ST	PL	ST	PL	PL	IA	IA	IA	IA	IR	IR	IR	PS	PS	RC	PS	PL	7-2-0-1
ROBY, Bradley	SUS	ST	PL	PL	PL	PL	PL	PL	PL	PL	PL	PL	PL	PL	PL	IA	IA	14-1-0-2
ROSAS, Aldrick	PL	PL	PL	PL														4-0-0-0
RUIZ, Cesar	ST	ST	ST	ST	ST	ST	ST	ST	ST	ST	ST	ST	ST	ST	ST	ST	ST	17-17-0-0
RUSSELL, KeiVarae	PS	PS	PS	PS	PS	PS	PS	PS	PS	PL	PS	PS	PS	PS	RC	PS	PL	2-0-0-0
SIEMIAN, Trevor	DNP	DNP	DNP	DNP	DNP	DNP	PL	ST	ST	ST	ST	DNP	DNP	DNP	RC	DNP	PL	6-4-1-0
SMITH, Tre'Quan	IR	IR	IR	IR	IR	PL	IR	PL	IR	PL	ST	PL	ST	ST	PL	IA	ST	11-4-0-1
SOEHNER, Dylan	IR	IR	IR	IR	IR	IR	IR	IR	IR	IR	IR	IR	IR	IR	IR	IR	IR	0-0-0-0
STILLS, Kenny	XXX	PS	PL	ST	ST	PL	PL	PL	PL	ST	ST	PL	PL	IA	PL	PL	IA	13-4-0-2
THOMAS, Michael	PUP	PUP	PUP	PUP	PUP	PUP	PUP	PUP	PUP	PUP	PUP	PUP	PUP	PUP	PUP	PUP	PUP	0-0-0-0
THROCKMORTON, Calvin	PL	ST	ST	ST	ST	PL	PL	ST	ST	ST	ST	ST	ST	ST	ST	ST	ST	17-14-0-0
THOMPSON, Bryce	XXX	XXX	XXX	XXX	PS	PS	PS	PS	PS	PL	PS	PS	PS	PS	PL	PL	PS	2-0-0-0
TRAUTMAN, Adam	ST	PL	PL	ST	ST	ST	ST	ST	ST	ST	IR	IR	IR	IR	PL	RC	ST	13-10-0-0
TRUFANT, Desmond	PL	PL	IA	IA	IA	XXX												2-0-0-3
TURNER, Payton	IA	PL	PL	PL	PL	IA	IA	PL	IR	IR	IR	IR	IR	IR	IR	IR	IR	5-0-0-3
TUTTLE, Shy	PL	ST	PL	ST	ST	ST	ST	ST	ST	ST	ST	ST	ST	ST	ST	ST	ST	17-15-0-0
VANNETT, Nick	IR	IR	IR	IR	IR	IR	IR	IR	IA	PL	PL	PL	ST	PL	ST	RC	PL	7-2-0-1
WASHINGTON, Dwayne	PL	PL	PL	PL	PL	IA	IA	PL	PL	PL	PL	PL	PL	PL	RC	PL	PL	14-0-0-2
WERNER, Pete	PL	IA	ST	ST	ST	ST	ST	PL	ST	PL	PL	ST	IA	PL	ST	PL	PL	15-8-0-2
WESTBROOKS, Ethan															PL	PS	PS	1-0-0-0
WHITE, Kevin	PS	PS	PS	PS	PS	PL	PL	ST	PL	XXX	PL	XXX	PL	PS	RC	RC	PS	6-1-0-2
WILLIAMS, Marcus	ST	ST	ST	ST	ST	ST	ST	ST	ST	ST	ST	ST	ST	ST	ST	IA	ST	16-16-0-1
WILLIAMS, P.J.	PL	ST	PL	PL	PL	PL	PL	PL	PL	ST	ST	PL	PL	PL	ST	ST	IA	16-5-0-1
WINSTON JR., Easop	PS	PS	PS	PS	PS	PS	PS	PS	PS	PS	PS	PS	PL	PL	ST	PS	PS	3-1-0-0
WINSTON, Jameis	ST	ST	ST	ST	ST	ST	ST	IR	IR	IR	IR	IR	IR	IR	IR	IR	IR	7-7-0-0
WOLF, Ethan	PS	PS	PS	PS	PS	PS	PS	PS	PS	PS	PS	PS	ST	PS	PL	PS	PS	2-1-0-0
WOOD, Zach	PL	PL	PL	PL	PL	PL	PL	PL	PL	PL	PL	PL	PL	PL	PL	PL	PL	17-0-0-0

DNP = Did Not Play
IA = Inactive

IR = Injured Reserve
PL = Played

PS = Practice Squad
RC = Reserve/COVID

ST = Started
SUS = Suspension

XXX = Not With Team

2021 TEAM SUPERLATIVES

SAINTS

CATEGORY	HIGH		LOW	
POINTS	38	vs. GB, 9/12/21	3	vs. MIA, 12/27/21
TOTAL FIRST DOWNS	26	2x, last vs. ATL, 11/7/21	6	at CAR, 9/19/21
RUSHING FIRST DOWNS	12	at NYJ, 12/12/21	2	at CAR, 9/19/21
PASSING FIRST DOWNS	17	vs. ATL, 11/7/21	3	at CAR, 9/19/21
PENALTY FIRST DOWNS	6	vs. TB, 10/31/21	0	2x, last vs. DAL, 12/2/21
3RD DOWN CONVERSIONS	8	2x, last at ATL, 1/9/22	0	vs. MIA, 12/27/21
4TH DOWN CONVERSIONS	2	3x, last vs. TB, 10/31/21	0	9x, last at ATL, 1/9/22
TOTAL NET YARDS	405	2x, last vs. DAL, 12/2/21	128	at CAR, 9/19/21
TOTAL PLAYS	72	vs. TB, 10/31/21	43	at CAR, 9/19/21
NET RUSHING YARDS	203	at NYJ, 12/12/21	44	vs. BUF, 11/25/21
RUSHING ATTEMPTS	46	at ATL, 1/9/22	17	at CAR, 9/29/21
NET PASSING YARDS	287	at TEN, 11/14/21	80	at CAR, 9/19/21
PASS ATTEMPTS	43	vs. ATL, 11/7/21	20	vs. MIA, 12/27/21
PASS COMPLETIONS	27	vs. ATL, 11/7/21	11	at CAR, 9/19/21
INTERCEPTIONS	4	vs. DAL, 12/2/21	0	9x, last at ATL, 1/9/22
TIMES SACKED	8	vs. MIA, 12/27/21	0	3x, last at PHI, 11/21/21
PUNTS	9	at TB, 12/19/21	2	2x, last at ATL, 1/9/22
PENALTIES	11	at CAR, 9/19/21	2	2x, last vs. TB, 10/31/21
PENALTY YARDS	115	at CAR, 9/19/21	10	vs. TB, 10/31/21
FUMBLES	2	4x, last at ATL, 1/9/22	0	7x, last vs. CAR, 1/2/22
FUMBLES LOST	1	5x, last at PHI, 11/21/21	0	12x, last at ATL, 1/9/22
TOUCHDOWNS	5	2x, last at WAS, 10/10/20	0	2x, last vs. MIA, 12/27/21
RUSHING	3	at NYJ, 12/12/21	0	7x, last at ATL, 1/9/22
PASSING	5	vs. GB, 9/12/21	0	4x, last vs. MIA, 12/27/21
RETURNS	1	2x, last vs. TB, 10/31/21	0	15x, last at ATL, 1/9/22
TIME OF POSSESSION	39:17	at ATL, 1/9/22	21:28	at CAR, 9/19/21

OPPONENTS

CATEGORY	HIGH		LOW	
POINTS	40	at PHI, 11/21/21	0	at TB, 12/19/21
TOTAL FIRST DOWNS	28	at CAR, 9/19/21	13	2x, last at ATL, 1/9/22
RUSHING FIRST DOWNS	14	at PHI, 11/21/21	2	4x, last vs. MIA, 12/27/21
PASSING FIRST DOWNS	18	at CAR, 9/19/21	7	at PHI, 11/21/21
PENALTY FIRST DOWNS	6	at CAR, 9/19/21	0	3x, last at PHI, 11/21/21
3RD DOWN CONVERSIONS	12	at PHI, 11/21/21	1	vs. GB, 9/23/22
4TH DOWN CONVERSIONS	2	3x, last at ATL, 1/9/22	0	10x, last vs. CAR, 1/2/22
TOTAL NET YARDS	485	vs. NYG, 10/3/21	178	vs. CAR, 1/2/22
TOTAL PLAYS	77	at PHI, 11/21/21	48	at ATL, 1/9/22
NET RUSHING YARDS	242	at PHI, 11/21/21	34	vs. ATL, 11/7/21
RUSHING ATTEMPTS	50	at PHI, 11/21/21	12	at ATL, 1/9/22
NET PASSING YARDS	402	vs. NYG, 10/3/21	90	vs. CAR, 1/2/22
PASS ATTEMPTS	51	at NE, 9/26/21	22	at SEA, 10/25/21
PASS COMPLETIONS	30	at NE, 9/26/21	12	at SEA, 10/25/21
INTERCEPTIONS	3	at NE, 9/26/21	0	5x, last at NYJ, 12/12/21
TIMES SACKED	7	vs. CAR, 1/2/22	0	vs. NYG, 10/3/22
PUNTS	8	at TB, 12/19/21	2	at ATL, 1/9/22
PENALTIES	11	vs. TB, 0/31/21	3	vs. NYG, 10/3/21
PENALTY YARDS	99	vs. TB, 10/31/21	25	vs. NYG, 10/3/21
FUMBLES	3	at ATL, 1/9/22	0	5x, last at NYJ, 12/12/21
FUMBLES LOST	2	at ATL, 1/9/22	0	11x, last vs. MIA, 12/27/21
TOUCHDOWNS	4	3 x, last vs. BUF, 11/25/21	0	3x, last at TB, 12/19/21
RUSHING	3	at PHI, 11/21/21	0	6x, last at MIA, 12/27/21
PASSING	4	2x, last vs. BUF, 11/25/21	0	6x, last vs. CAR, 1/2/22
RETURNS	1	3x, last vs. MIA, 12/27/21	0	14x, last at ATL, 1/9/22
TIME OF POSSESSION	38:32	at CAR, 9/19/21	20:43	at ATL, 1/9/22



2021 INDIVIDUAL SUPERLATIVES

SAINTS

PASS ATTEMPTS	41	2x, last Taysom Hill	vs. DAL, 12/2/21
PASS COMPLETIONS	25	Trevor Siemian	vs. ATL, 11/7/21
GROSS PASSING YARDS	298	Trevor Siemian	at TEN, 11/14/21
COMPLETION PERCENTAGE	73.9%	Jameis Winston	vs. NYG, 10/7/21
TOUCHDOWN PASSES	5	Jameis Winston	vs. GB, 9/12/21
PASSES HAD INTERCEPTED	4	Taysom Hill	vs. DAL, 12/2/21
RUSHING ATTEMPTS	30	Alvin Kamara	at ATL, 1/9/22
YARDS RUSHING	146	Alvin Kamara	at ATL, 1/9/22
RUSHING TOUCHDOWNS	2	Taysom Hill	2x, last at NYJ, 12/12/21
LONGEST RUN FROM SCRIMMAGE	44	Taysom Hill	at NYJ, 12/12/21
RECEPTIONS	10	Alvin Kamara	at SEA, 10/25/21
RECEIVING YARDS	128	Alvin Kamara	at SEA, 10/25/21
RECEIVING TOUCHDOWNS	2	2x, last Marquez Callaway	at WAS, 10/10/21
LONGEST PASS RECEPTION	72t	Deonte Harris	at WAS, 10/10/21
TOTAL YARDS FROM SCRIMMAGE	179	Alvin Kamara	at SEA, 10/25/21
FIELD GOALS	4	Brett Maher	vs. CAR, 1/2/22
LONGEST FIELD GOAL ATTEMPT	58	Aldrick Rosas	vs. NYG, 10/3/21
LONGEST FIELD GOAL MADE	52	Brian Johnson	vs. ATL, 11/7/21
PUNTS	9	Blake Gillikin	at TB, 12/19/21
LONGEST PUNT	63	Blake Gillikin	2x, last vs. CAR, 1/2/22
LONGEST PUNT RETURN	34	Easop Winston Jr.	at TB, 12/19/21
LONGEST KICKOFF RETURN	39	Deonte Harris	at CAR, 9/19/21
TACKLES	13	Pete Werner	at WAS, 10/10/21
INTERCEPTIONS	1	18x, last Paulson Adebo	at ATL, 1/9/22
LONGEST INTERCEPTION RETURN	53	Marcus Williams	vs. GB, 9/12/21
LONGEST FUMBLE RETURN	8	Kwon Alexander	at ATL, 1/9/22

OPPONENTS

PASS ATTEMPTS	51	Mac Jones	at NE, 9/26/21
PASS COMPLETIONS	30	Mac Jones	at NE, 9/26/21
GROSS PASSING YARDS	402	Daniel Jones	vs. NYG, 10/3/21
COMPLETION PERCENTAGE	82.1%	Josh Allen	vs. BUF, 11/25/21
TOUCHDOWN PASSES	4	2x, last Josh Allen	vs. BUF, 11/25/21
PASSES HAD INTERCEPTED	3	Mac Jones	at NE, 9/26/21
RUSHING ATTEMPTS	24	Christian McCaffrey	at CAR, 9/19/21
YARDS RUSHING	96	Miles Sanders	at PHI, 11/21/21
RUSHING TOUCHDOWNS	2	Jalen Hurts	at PHI, 11/21/21
LONGEST RUN FROM SCRIMMAGE	58	Tony Pollard	vs. DAL, 12/2/21
RECEPTIONS	10	Jaylen Waddle	vs. MIA, 12/27/21
RECEIVING YARDS	140	Chris Godwin	vs. TB, 10/31/21
RECEIVING TOUCHDOWNS	2	Dawson Knox	vs. BUF, 11/25/21
LONGEST PASS RECEPTION	84t	D.K. Metcalf	at SEA, 10/25/21
TOTAL YARDS FROM SCRIMMAGE	140	Chris Godwin	vs. TB, 10/31/21
FIELD GOALS	4	Jake Elliott	at PHI, 11/21/21
LONGEST FIELD GOAL ATTEMPT	55	2x, last Greg Zuerlein	vs. DAL, 12/2/21
LONGEST FIELD GOAL MADE	55	Greg Zuerlein	vs. DAL, 12/2/21
PUNTS	8	Bradley Pinion	at TB, 12/19/21
LONGEST PUNT	68	Jake Bailey	at NE, 9/26/21
LONGEST PUNT RETURN	28	Braxton Berrios	at NYJ, 12/12/21
LONGEST KICKOFF RETURN	42	Braxton Berrios	at NYJ, 12/12/21
TACKLES	17	C.J. Mosley	at NYJ, 12/12/21
INTERCEPTIONS	1	13x, last Brandon Jones	vs. MIA, 12/27/21
LONGEST INTERCEPTION RETURN	51t	Darius Slay	at PHI, 11/21/21
LONGEST FUMBLE RETURN	32	Steven Means	vs. ATL, 11/7/21

2021

JULY

- 26 – Signed WR **Chris Hogan**.
- 27 – Signed LB **Kendall Donnerson** and CB **Brian Poole**.
- 27 – Signed WR **Tommylee Lewis**.

AUGUST

- 1 – Signed RB **Devonta Freeman**.
- 2 – Signed CB **Prince Amukamara** and DB **Keivarae Russell**, placed TE **Dylan Soehner** on Injured Reserve and waived DL **Lorenzo Neal** and DB **Lawrence Woods**.
- 4 – Re-signed LB **Kwon Alexander** and signed DB **Adonis Alexander**. Placed DB **Keith Washington** on Injured Reserve and waived LB **Kendall Donnerson**.
- 7 – Signed TE **Josh Pederson**. Placed DT **Ryan Glasgow** on reserve/retired.
- 20 – Signed K **Brett Maher**. CB **Patrick Robinson** announced his retirement.
- 12 – Awarded DL **R.J. McIntosh** off waivers from New York Giants and placed WR **Jalen McClesky** on Injured Reserve.
- 13 – Re-signed DB **Lawrence Woods**. Waived/Injured LB **Quentin Poling** and reached an injury settlement with DB **Keith Washington**.
- 16 – Placed DB **KeiVarae Russell** on Reserve/COVID-19 and OL **Kyle Murphy** and LB **Quentin Poling** on Injured Reserve. Waived/Injured K **Brett Maher**, waived RB **Stevie Scott** and terminated contracts of DB **Prince Amukamara** and LB **Noah Spence**.
- 17 – Placed K **Brett Maher** on Injured Reserve.
- 18 – Waived/Injured DB **Adnois Alexander** and OL **Mike Brown**, signed G **Caleb Benenoch**, DBs **Natrell Jamerson** and **Bryan Mills**, T **Jordan Mills** and WR **Kevin White** and waived WR **Jake Lampman** and DB **Lawrence Woods**.
- 19 – Placed DB **Adonis Alexander** and OL **Mike Brown** on Injured Reserve.
- 20 – Signed K **Aldrick Rosas** placed WR **Tommylee Lewis** on Injured Reserve and waived TE **Josh Pederson**.
- 21 – Signed S **Jeff Heath** and reached injury settlements with LB **Quentin Poling**, DB **Adonis Alexander**, K **Brett Maher** and WR **Jalen McClesky**.
- 23 – Reached injury settlement with WR **Tommylee Lewis**, and OL **Mike Brown**.
- 24 – Waived P **Nolan Cooney**, waived/injured LB **Marcus Willoughby** and placed DT **Jalen Dalton**, OL **Ethan Greenidge** and CB **Brian Poole** on Injured Reserve.
- 25 – Placed LB **Marcus Willoughby** on Injured Reserve.
- 26 – Activated DB **KeiVarae Russell** from Reserve/COVID-19. Waived/Injured DB **Bryce Thompson**.
- 27 – Waived FB **Sutton Smith**. Signed NT **Damion Square** and placed DB **Bryce Thompson** on Injured Reserve.

- 5 – Placed OL **James Hurst** on Reserve/Suspended by Commissioner. Placed DE **Anthony Lanier II**, on Injured Reserve. Terminated contracts of FB **Alex Armah**, OL **Caleb Benenoch**, WR **Chris Hogan**, T **Jordan Mills**, DB **KeiVarae Russell**, QB **Trevor Siemian**, G **J.R. Sweezy** and WR **Kevin White**. Waived WR **Kawaan Baker**, DT **Josiah Bronson**, DBs **Eric Burrell** and **Grant Haley**, DT **Albert Huggins**, DB **Natrell Jamerson**. G **Derrick Kelly**, DL **R.J. McIntosh**, LB **Wynton McManis**, CB **Bryan Mills**, C **Christian Montano**, DT **Damion Square**, WR **Easop Winston Jr.**, LB **Shaq Smith**, DB **Deuce Wallace** and TE **Ethan Wolf**. Placed WR **Michael Thomas** on Reserve/PUP. Placed DT **David Onyemata** on Reserve/Suspended By Commissioner.

SEPTEMBER

- 1 – Awarded FB **Adam Prentice** off waivers from Denver Broncos. Placed DE **Anthony Lanier II**, on Injured Reserve. Signed FB **Alex Armah**, WRs **Kevin White** and **Kawaan Baker**, DT **Josiah Bronson**, LB **Wynton McManis**, CB **Bryan Mills**, DB **KeiVarae Russell**, WR **Easop Winston Jr.** and TE **Ethan Wolf** to the practice squad. Reached injury settlements with DB **Bryce Thompson** and DE **Marcus Willoughby**. Terminated the contract of K **Aldrick Rosas**.
- 4 – Terminated the practice squad contract of DB **Bryan Mills**.
- 6 – Re-signed QB **Trevor Siemian**, DT **Montravius Adams** and WR **Chris Hogan**. Signed OL **Derrick Kelly**, DB **Ka'Dar Hollman**, DE **Jaylyn Holmes**, DT **Jaleel Johnson**, DBs **Dylan Mabin** and **Jordan Miller** and K **Aldrick Rosas** to practice squad contracts. Terminated practice squad contract of LB **Wynton McManis**. Placed C/G **Will Clapp**, K **Wil Lutz** and TE **Nick Vannett** on Injured Reserve.
- 7 – Signed CB **Desmond Trufant**. Terminated contract of RB **Latavious Murray**.
- 9 – Acquired CB **Bradley Roby** from Texans for a 2022 third round draft pick and 2023 future considerations.
- 10 – Placed CB **Ken Crawley** and WR **Tre'Quan Smith** on Injured Reserve and terminated contract of S **Jeff Heath**.
- 11 – Signed S **Jeff Heath** to the practice squad and elevated him to 53-man roster (standard). Signed practice squad DT **Albert Huggins** and DB **Jordan Miller** to active roster. Terminated practice squad contract of OL **Caleb Benenoch**. Terminated contract of DT **Montravius Adams**.
- 13 – Waived DB **Jordan Miller**.
- 14 – Signed S **Jeff Heath** to the active roster. Signed OL **Caleb Benenoch** and WR **Kenny Stills** to practice squad. Waived FB **Adam Prentice**. Re-signed DT **Montravius Adams**. DT **Jaleel Johnson** terminated practice squad contract.



FOOTBALL



- 15 – Signed practice squad **K Aldrick Rosas** to active roster and signed DB **Jordan Miller**, C **Austin Reiter** and FB **Adam Prentice** to practice squad.
- 17 – Signed LB **Wynton McManis** to the practice squad and placed LB **Kwon Alexander** and DE **Marcus Davenport** on Injured Reserve.
- 18 – Elevated DE **Jaylyn Holmes** and C **Austin Reiter** to the active roster (standard elevation). Signed LB **Wynton McManis** and DB **Jordan Miller** to the active roster from the practice squad. Placed LB **Chase Hansen** on Injured Reserve.
- 20 – Waived LB **Wynton McManis** and DB **Jordan Miller**.
- 22 – Signed LB **Wynton McManis** and DB **Jordan Miller** to the practice squad.
- 25 – Elevated C **Austin Reiter** and WR **Kenny Stills** to the active roster from the practice squad (standard).
- 29 – Signed T **Jordan Mills** to the practice squad and terminated practice squad contract of DB **Ka'Darr Hollman**.

OCTOBER

- 2 – Elevated T **Jordan Mills** and WR **Kenny Stills** to the active roster from the practice squad (standard). Activated C/G **Will Clapp** from injured reserve.
- 5 – Terminated contract of **K Aldrick Rosas**, signed DE **Jaylyn Holmes** to the active roster. C **Austin Reiter** terminated practice squad contract (signed to Miami active roster). Signed DB **Bryce Thompson** to the practice squad..
- 6 – Signed RB **Ryquell Armstead** to the practice squad, signed **K Cody Parkey**, signed RB **Devin Ozigbo** to active roster off Jacksonville practice squad and placed RB **Tony Jones Jr.** on Injured Reserve.
- 9 – Elevated T **Jordan Mills** to active roster. Signed WR **Kenny Stills** to the active roster from the practice squad. Terminated contract of DT **Christian Ringo**.
- 12 – Signed K **Brian Johnson** to active roster from Chicago practice squad. Terminated contract of CB **Marcus Trufant**. Terminated practice squad contracts of OL **Derrick Kelly II** and LB **Wynton McManis**. Reached injury settlements with **K Cody Parkey** and CB **Brian Poole**.
- 20 – Signed LB **Lakiem Williams**, RB **Lamar Miller** and OL **Forrest Lamp** to the practice squad.
- 23 – Placed WR **Chris Hogan** on Reserve/Retired..
- 24 – Elevated WR **Kevin White** and DL **Josiah Bronston** (standard). Activated LB **Kwon Alexander**, DE **Marcus Davenport** and WR **Tre'Quan Smith** from Injured Reserve. Waived DL **Albert Huggins** and C/G **Will Clapp**.
- 27 – Signed C/G **Will Clapp** and DL **Albert Huggins** to practice squad. Terminated practice squad contracts of LB **Ryquell Armstead** and LB **Akiem Williams**. Placed CB **Ken Crawley** and WR **Lil'Jordan Humphrey** on Reserve/COVID-19..
- 29 – Acquired RB **Mark Ingram II** (standard) from the Houston Texans in exchange for future considerations.

- 30 – Elevated WR **Kevin White** (standard elevation). Activated DT **David Onyemata** from Reserve/ Suspended. Waived RB **Devin Ozigbo**. Signed T **Jordan Mills** to active roster from practice squad.

NOVEMBER

- 6 – Elevated WR **Kevin White** (COVID-19 elevation) and DL **Josiah Bronson** (standard). Placed QB **Jameis Winston** on Injured Reserve.
- 9 – Waived LB **Chase Hansen**.
- 10 – Signed RB **Josh Adams** to practice squad. Activated CB **Ken Crawley** and WR **Lil'Jordan Humphrey** from Reserve/COVID-19.
- 11 – Placed DE **Payton Turner** on Injured Reserve. Activated TE **Nick Vannett** off Injured Reserve.
- 13 – Signed LB **Chase Hansen** to the practice squad. Elevated G/C **Will Clapp** (standard) to the active roster. Signed WR **Kevin White** to the active roster from the practice squad. Waived DT **Christian Ringo**. Placed DB **C.J. Gardner-Johnson** on Injured Reserve.
- 16 – Signed K **Brett Maher** to practice squad. Terminated practice squad contract of RB **Lamar Miller** and waived DT **Montravius Adams**.
- 17 – Re-signed DT **Christian Ringo**.
- 19 – Signed K **Brett Maher** to the active roster from the practice squad, signed DT **Montravius Adams** and waived K **Brian Johnson**.
- 20 – Waived WR **Kevin White** and CB **Ken Crawley**. Activated RB **Tony Jones Jr.** from Injured Reserve, elevated OLs **Will Clapp** and **Caleb Benenoch** to the active roster (standard) from the practice squad and signed DL **Josiah Bronson** and DB **KeiVarae Russell** to active roster.
- 23 – Waived DB **KeiVarae Russell**, re-signed WR **Kevin White** and CB **Ken Crawley** and placed T **Landon Young** and TE **Adam Trautman** on Injured Reserve. Signed WR **Malcolm Perry** to the practice squad.
- 25 – Signed OL **Will Clapp** to active roster from practice squad, elevated RB **Adam Prentice** and OL **Caleb Benenoch** to active roster from practice squad (standard elevation). Signed DB **KeiVarae Russell** to practice squad.
- 29 – Signed LB **Sharif Finch** to the practice squad.
- 30 – Waived WR **Kevin White** and FB **Alex Armah**.

DECEMBER

- 2 – Elevated LB **Chase Hansen** and G **Forrest Lamp** (standard). Signed T **Caleb Benenoch**, DT **Albert Huggins** and RB **Adam Prentice** to active roster and placed DL **Tanoh Kpassagnon** on Injured Reserve.
- 6 – Placed WR/RS **Deonte Harris** on Reserve/ Suspended by Commissioner and DE **Cameron Jordan** on Reserve/COVID-19..
- 7 – Signed WR **Kevin White** to the practice squad and waived DL **Malcolm Roach** and WR **Kenny Stills**.
- 8 – Signed OLs **James Carpenter** and **Jerald Hawkins** to the practice squad and placed RB **Mark Ingram II** on Reserve/COVID-19.



- 9 – Re-signed DL **Malcolm Roach**, to the practice squad and placed WR **Ty Montgomery** on Reserve/COVID-19.
- 10 – Re-signed WR **Kenny Stills**.
- 11 – Elevated WRs **Kevin White** and **Easop Winston Jr.** and OL **James Carpenter** (standard). Elevated LB **Chase Hansen** and TE **Ethan Wolf** (standard). Activated DB **C.J. Gardner-Johnson** from Reserve/COVID-19.
- 13 – Waived C/G **Will Clapp**.
- 14 – Waived DL **Josiah Bronson**. Terminated practice squad contract of CB **Dylan Mabin**.
- 15 – Activated WR/RB **Ty Montgomery** off Reserve/COVID-19. Re-signed C/G **Will Clapp** to the practice squad.
- 16 – Activated DE **Cameron Jordan** off Reserve/COVID-19.
- 17 – Activated RB **Mark Ingram II** off Reserve/COVID-19.
- 18 – Activated TE **Adam Trautman** from Injured Reserve, elevated OL **Forrest Lamp** and WR **Easop Winston Jr.** to active roster (standard), signed OL **James Carpenter** to active roster from practice squad and placed TE **Garrett Griffin** on Injured Reserve.
- 21 – Placed TE **Juwan Johnson** on Reserve/COVID-19. Re-signed CB **Dylan Mabin** to practice squad.
- 22 – Placed TE **Adam Trautman** on Reserve/COVID-19. Signed DT **Braxton Hoyett** to practice squad and terminated practice squad contract of LB **Chase Hansen**.
- 23 – Placed G **James Carpenter**, LB **Kaden Ellis**, S **Jeff Heath**, QB **Taysom Hill**, DE **Jaylyn Holmes**, S **Malcolm Jenkins**, T **Jordan Mills**, DT **Christian Ringo** and QB **Trevor Siemian** on Reserve/COVID-19.
- 24 – Signed QB **Blake Bortles** to practice squad and terminated practice squad contract of RB **Josh Adams**. Placed LB **Demario Davis**, DB **J.T. Gray**, T **Ryan Ramczyk** and RB **Dwayne Washington** on Reserve/COVID-19.
- 25 – Placed DE **Carl Granderson** on Reserve/COVID-19.
- 26 – Placed WR/RS **Deonte Harris**, practice squad DB **KeiVarae Russell**, DT **Malcolm Roach** and practice squad T **Jerald Hawkins** on Reserve/COVID-19.
- 27 – Placed LB **Kwon Alexander** and practice squad WR **Kevin White** on Reserve/COVID-19. Signed LB **Chase Hansen**, LB **Justin March**, T **Kyle Murphy** and DT **Ethan Westbrooks** to practice squad. Elevated Hansen, March, Murphy and Westbrooks and QB **Blake Bortles**, WR **Easop Winston Jr.**, DB **Bryce Thompson**, DB **Jordan Miller**, DT **Braxton Hoyett**, LB **Sharif Finch**, C/G **Will Clapp**, OL **Forrest Lamp**, WR **Kawaan Baker** and TE **Ethan Wolf** to active roster (COVID-19 elevations).
- 28 – Placed K **Wil Lutz** on Reserve/COVID-19. Activated S **Malcolm Jenkins** and TE **Juwan Johnson** from Reserve/COVID-19 and

terminated practice squad contracts of DT **Braxton Hoyett**, LB **Justin March**, T **Kyle Murphy** and WR **Malcolm Perry**.

- 29 – Placed S **Marcus Williams** on Reserve/COVID-19. Activated LB **Kwon Alexander**, G **James Carpenter**, LBs **Demario Davis** and **Kaden Ellis**, DB **J.T. Gray**, S **Jeff Heath**, QB **Taysom Hill**, T **Jordan Mills**, DT **Christian Ringo** and QB **Trevor Siemian** from Reserve/COVID-19.
- 30 – Placed C/G **Erik McCoy** on Reserve/COVID-19. Activated DEs **Carl Granderson** and **Jaylyn Holmes** from Reserve/COVID-19. Re-signed RB **Josh Adams** to practice squad.
- 31 – Placed practice squad LB **Chase Hansen**, DB **Dylan Mabin** and TE **Ethan Wolf** on Reserve/COVID-19. Activated WR/RS **Deonte Harris** and RB **Dwayne Washington** and practice squad T **Jerald Hawkins** and DB **KeiVarae Russell** from Reserve/COVID-19. Signed C **Cohl Cabral** to practice squad.

JANUARY, 2022

- 1 – Elevated WR **Kawaan Baker** and DB **Bryce Thompson** (standard) and OL **Forrest Lamp** and G/C **Will Clapp** (COVID-19) to active roster. Placed TE **Nick Vannett** on Reserve/COVID-19. Activated G/C **Erik McCoy** and S **Marcus Williams** from Reserve/COVID-19.
- 4 – Activated TE **Ethan Wolf** from Reserve/COVID-19, placed DL **Albert Huggins** on Reserve/COVID-19 and terminated practice squad contract of RB **Josh Adams**.
- 5 – Re-signed DT **Braxton Hoyett** to practice squad. Placed practice squad DB **Jordan Miller** on Reserve/COVID-19. Activated T **Ryan Ramczyk** and practice squad DB **Dylan Mabin** from Reserve/COVID-19.
- 6 – Placed practice squad QB **Blake Bortles** on Reserve/COVID-19, activated practice squad LB **Chase Hansen** from Reserve/COVID-19 and activated TE **Nick Vannett** from Reserve/COVID-19.
- 8 – Placed OL **Caleb Benenoch** on Reserve/COVID-19. Elevated DL **Malcolm Roach** (standard), G/C **Will Clapp** (COVID-19) and DB **KeiVarae Russell** (COVID-19) to active roster.
- 11 – Signed WR **Easop Winston Jr.**, DB **KeiVarae Russell**, DB **Jordan Miller**, DT **Braxton Hoyett**, LB **Sharif Finch**, T **Jerald Hawkins**, WR **Kawaan Baker** and DB **Dylan Mabin** to reserve/future contracts.
- 12 – Signed QB **Blake Bortles**, OL **Cohl Cabral**, DL **Malcolm Roach**, DB **Bryce Thompson**, WR **Kevin White** and TE **Ethan Wolf** to reserve/future contracts.
- 18 – Signed WR **Jalen McClesky** to reserve/future contract.
- 24 – Signed WR **Kirk Merritt** and RB **Josh Adams** to reserve/future contracts.
- 25 – Head Coach **Sean Payton** stepped away.



FEBRUARY, 2022

- 9 – Named **Dennis Allen** head coach.
- 18 – Promoted **Kris Richard** to co-defensive coordinator/secondary coach, **Ryan Nielsen** to co-defensive coordinator/defensive line coach, **Darren Rizzi** to assistant head coach/special teams coordinator and **Ronald Curry** to the passing game coordinator/quarterbacks coach. Hired **Doug Marrone** as offensive line coach and **Kodi Burns** as wide receivers coach.
- 22 – Waived **K Brett Maher**.

MARCH, 2022

- 4 – Hired **Matt Rhea** as director of sports science.
- 15 – Hired **Bob Bicknell** as senior offensive assistant, **Matt Clapp** as strength coach and **Sterling Moore** as defensive assistant.
- 16 – Agreed to terms with **S Marcus Maye** on a three-year contract.
- 17 – Agreed to terms with **DT Kentavious Street**.
- 22 – Agreed to terms with **QB Jameis Winston** on a two-year contract.
- 25 – Agreed to terms with **S Daniel Sorensen** to a one-year contract.
- 29 – Agreed to terms with **QB Andy Dalton** on a one-year contract.
- 30 – Agreed to terms with **WR Tre'Quan Smith** on a two-year contract and **S Malcolm Jenkins** announced his retirement.
- 31 – **DT Shy Tuttle** signed one-year restricted free agent tender.

APRIL, 2022

- 1 – Agreed to terms with **OL Forrest Lamp**.
- 4 – Agreed to terms with **DT Jaleel Johnson**, **S Justin Evans**, **DE Taco Charlton** and **DB P.J. Williams**. Acquired the 16th overall pick, the 19th overall pick and a sixth round draft choice (19th overall) from the Philadelphia Eagles in exchange for the 18th pick in the 2022 Draft, a third round compensatory pick (101st overall) and a seventh round choice (237th overall), as well as the Saints' first round pick in the 2023 NFL Draft and their second round pick in 2024
- 5 – Signed **TE J.P. Holtz** and terminated contract of **QB Blake Bortles**.
- 18 – Re-signed **RB Dwayne Washington** to a one-year contract.
- 29 – **WR/RS Deonte Harris** signed one-year restricted free agent tender.

MAY, 2022

- 1 – Agreed to terms with undrafted free agents **WR Dai'Jean Dixon**, **OL Sage Duxtater**, **LB Joel Dublanko**, **DB DaMarcus Fields**, **DB Vincent Gray**, **OL Lewis Kidd**, **DB Jack Koerner**, **TE Lucas Krull**, **S Smoke Monday**, **LB Isaiah Pryor**, **K John Parker Romo**, **OL Derek Schweiger**, **LB Nephi Sewell**, **WR/RS Rashid Shaheed**, **RB Abram Smith**, **P Daniel Whelan** and **OL Eric Wilson**.
- 3 – Signed **S Tyrann Mathieu** to a three-year contract, waived **DT Jalen Dalton** and terminated contract of **DB KeiVarae Russell**
- 11 – Waived **DT Braxton Hoyett** and terminated contract of **RB Josh Adams**
- 13 – Signed **WR Chris Olave**, **T Trevor Penning**, **LB D'Marco Jackson** and **DT Jordan Jackson**, waived/failed physical **TE Dylan Soehner**, waived **OL Eric Wilson** and Waived/Injured **TE Ethan Wolf**.
- 15 – Signed **WR Jarvis Landry** to a one-year contract.
- 17 – Signed **RB Devine Ozigbo**, **LB Eric Wilson** and waived **C Cohl Cabral**, **LB Joel Dublanko** and **WR Jalen McCleskey**.
- 18 – Signed **G/G Josh Andrews** and **DT Josh Black** and placed **LB Sharief Finch** on Injured Reserve.
- 24 – Signed **TE Kahale Warring** and waived **DB Jack Koerner**.

June, 2022

- 2 – Reached an injury settlement with **LB Sharief Finch** and signed **OL Khaliq Washington**
- 21 – Signed **TE Brandon Dillon**.
- 22 – Waived **TE Kahale Warring**.

FOOTBALL OPS





JEFF IRELAND

VICE PRESIDENT / ASSISTANT GM - COLLEGE PERSONNEL

Ireland is in his eighth season with New Orleans. He's led an effort for the Saints, selecting impact players in Alvin Kamara, Marshon Lattimore, Ryan Ramczyk and Michael Thomas, as well as significant contributors in the draft and undrafted free agency in Paulson Adebo, Marcus

Davenport, Deonte Harris, Erik McCoy, C.J. Gardner-Johnson, David Onyemata, Andrus Peat, Tre'Quan Smith, Pete Werner and P.J. Williams.

In 2017, Ireland led a standout draft effort headlined by Lattimore and Kamara becoming the first rookie duo from the same team since 1967 to sweep *Associated Press* Defensive and Offensive Rookie of the Year and they were the first Saints rookie duo selected to the Pro Bowl as rookies. In 2020, Kamara, the only Saint selected to the Pro Bowl each of his first four campaigns, shattered the club's touchdown record with an NFL-best 21 scores. Lattimore was selected to his third Pro Bowl in 2020. A second round draft pick in 2016, Thomas's 470 receptions are the most by an NFL player in his first four seasons. He shattered the NFL receiving record in 2019, recording 149 receptions for 1,725 yards with nine touchdowns, as he was named *AP* NFL Offensive Player of the Year, an *AP* first-team All-Pro and Pro Bowl starter for the second straight season.

Prior to joining the Saints, Ireland served as general manager of the Miami Dolphins from 2008-13. Inheriting a 1-15 team upon his arrival, he worked with the personnel staff to overhaul the team's roster, efforts that resulted in an 11-5 mark and the AFC East title, an unprecedented turnaround. He replaced almost half the roster, bringing on board 27 new faces, including nine new starters. Eight players he acquired through the draft, free agency and trades accounted for a total of 14 Pro Bowl selections, with Jake Long and Cameron Wake earning *AP* first-team All-Pro.

Ireland joined Miami after a seven-year stint (2001-07) with the Dallas Cowboys, his last three seasons as the team's VP/college and pro scouting. He was originally hired as the team's national scout. In 2007, the Cowboys went 13-3 and won the NFC East. Of the 53 players on the roster, 38 had been acquired over the three years (2005-07) Ireland served as the team's VP/scouting, seven making the Pro Bowl during that time. He began his Cowboys tenure as the team's national scout in 2001. In his four years in that role, his talent evaluation helped lead to the drafting of four Pro Bowl performers.

Prior to joining the Cowboys, Ireland spent four years with the Kansas City Chiefs as an area scout. He served as a National Football Scouting Combine area scout from 1994-1996 and helped coach special teams at North Texas from 1992-1993. Ireland graduated from Baylor, where he handled placekicking from 1988-1991, finishing third on the school's all-time scoring list with 213 points and a career-record 45 field goals. He was selected as the South team's kicker in the 1992 Senior Bowl.

The Abilene, Texas native is the stepson of Chiefs Hall of Fame LB/C E.J. Holub and the grandson of former Eagles player and Bears personnel executive Jim Parmer.



KHAI HARLEY **VICE PRESIDENT OF FOOTBALL ADMINISTRATION**

In his 15th Saints season and 22nd in the NFL, Harley's primary focus is contract negotiation and strategic planning/management of the Saints salary cap and roster management. In his eighth season in his current position after serving as director of football administration

from 2008-13, he works in conjunction with the player personnel department, making player acquisitions fit within the salary cap structure. Harley works closely with the Pro and College Personnel departments in preparation of free agency and the NFL Draft. His duties also include contract negotiations, coordinating different areas of football operations, roster management and other administrative functions of running the club. He is a key liaison with the NFL Management Council and NFLPA. Harley has a deep background in NFL salary cap administration, Collective Bargaining Agreement regulations and the research of player contracts. He arrived in New Orleans in 2008 after serving for five years as the Manager of Labor Operations with the NFL Management Council.

On a daily basis, Harley researches contracts and cap statistics from not only the club but from around the NFL. It's similar to the daily and yearly reconciliation he did for all 32 clubs in his former position, where he calculated cap figures for each team, made adjustments for the following year and analyzed statistical trends related to signings.

Harley has also been a member of the NFL's Diversity Council, which is designed to promote diversity throughout the NFL's administrative offices, recommend diversity initiatives and implement/oversee approved programs. He started working in the League Office in 2002 as a Player Personnel Analyst, working to ensure each team's compliance with the salary cap, analyzing player contracts and researching the eligibility of college players.

Prior to entering the NFL, Harley was a financial analyst with Bloomberg, L.P. from 1995-2000, analyzing domestic and international bond markets, studying trends in European markets for clients, training employees and international staff and ensuring that debt issuance within Emerging, Latin American and U.S. Private Placement Markets were in compliance with corporate and SEC guidelines.

Harley graduated with a degree in Accounting from Rutgers University in 1998, twice receiving the National Association of Black Accountants Scholarship Award. He earned a master's degree in Sports Management from Springfield College in 2001. Harley was recognized by the Rutgers African-American Alumni Alliance in 2012 as a Hall of Fame inductee for his continuing contributions in supporting the educational programming, cultural awareness and development in continuing education in the undergraduate, graduate and post graduate levels. In 2019, he received the Salute to Excellence Award from the Fritz Pollard Alliance Foundation. He has participated in the 2021 NFL/Black College Hall of Fame Ozzie Newsome General Manager Forum and the 2022 NFL Coach and Front Office Accelerator.





MICHAEL PARENTON DIRECTOR OF PRO PERSONNEL

Michael Parenton enters his second season as the Saints' director of pro personnel, a position he was promoted to after a seven-year stint as a pro scout. Originally joining the organization in 2012 as a scouting assistant, Parenton and his staff are responsible for scouting the Saints' upcoming opponent and presenting

weekly reports to the coaching staff, as well as continually evaluating NFL personnel, including active players and free agents.

Parenton played in two games with the New York Jets in 2009 as an offensive lineman and on special teams after being signed by the club as an undrafted free agent out of Tulane University. The former team captain was a four-year letterman for the Green Wave's football team and an All-Conference USA selection all four seasons. A Thibodaux native, Parenton graduated with a bachelor's degree in finance and earned a master of accounting degree. He attended E.D. White High School in Thibodaux, where he lettered in both football and track. He was a three-year starter on both the offensive and defensive lines and a two-time first team 3A All-State selection.



DEREK STAMNOS DIRECTOR OF OPERATIONS

Entering his fourth season with the Saints and 12th overall in the National Football League, Director of Operations Derek Stamnos oversees the logistical needs of the football team, including travel.

He joined the Saints after working for the Detroit Lions for five seasons, where he held a wide spectrum of football operations responsibilities during his tenure. First serving as manager of football administration in 2014, Stamnos served as manager of team operations in his final four seasons with the club. Prior to joining the Lions, Stamnos worked in the operations department for the Miami Dolphins from 2011-14.

Stamnos has bachelor's degrees in both Business/Communications and in Business & Interdisciplinary Studies from Arizona State University, where he worked in football operations and recruiting as an undergraduate and for two years following graduation.



RYAN POWELL *PRO SCOUT*

Entering his 16th season as a pro scout and 18th with the Saints, Powell has a wealth of responsibilities that include evaluating free agents from the NFL and other professional leagues, monitoring the waiver wire and advance scouting of opponents. Powell, who also assists in the club's yearly draft preparations, spent his first two years in New Orleans as the team's Combine Scout. In that position, Powell evaluated college players for both the Saints and contributed reports to the National Football Scouting Combine.

Previously, Powell served as a Saints training camp intern in 2004. He also worked on the coaching staff at Linfield College, as an assistant on the team that won the 2004 NCAA Division III National Championship. Powell also worked for the Seattle Seahawks for three summers (1998-2000) as a training camp assistant.

A native of Bend, Ore., Powell graduated with a degree in political science and history from Linfield in 2002. He had a standout prep career at Mountain View High School, where he earned All-State honors before playing linebacker at Linfield.



JUSTIN MATTHEWS *PRO SCOUT*

Now in his 13th year with the Saints, Justin Matthews enters his second season as a pro scout.

Matthews moved into his current position in 2021 after serving three seasons as the club's pro scouting coordinator (2018-20) and as a player/personnel analyst from 2015-17.

In his current position, he assists Director of Pro Personnel Michael Parenton in monitoring daily league transactions, overseeing free agency, evaluating pro players and the development of advance scouting reports. Matthews is responsible for prepping all special teams advances for upcoming opponents. He also has extensive experience in compiling projects regarding leaguewide statistical trends and has assisted Vice President of Football Administration Khai Harley with salary cap management and player and contract analysis the past three seasons in addition to his scouting roles. Prior to joining the player personnel department in 2015, Matthews served as a video assistant for two years, initially starting with the club in their stadium operations department in 2010 as the Manager of Business Operations.

A native of Cherry Hill, New Jersey, Matthews is a graduate of Tulane University with a bachelor's degree in both accounting and finance, and a master's of accountancy.





TOSAN EYETSEMITAN *PRO SCOUT*

After spending the 2021 season as a football administration associate for the Saints, Tosan Eyetsemitan begins his first season as a pro scout.

Prior to joining the Saints, the Lincoln, Rhode Island native worked in player personnel for the Cleveland Browns from 2017-21 as a scouting assistant, where he held responsibilities in pro scouting, college scouting and administration. Eyetsemitan also worked for TD Securities as an investment banking analyst from 2014-17.

Eyetsemitan played linebacker at the University of Pennsylvania from 2010-13, moving into the starting lineup as a junior when Penn captured the Ivy League Championship. Following graduation with a bachelor's degree in international political economics in 2014, he participated in the Miami Dolphins' rookie minicamp. In June, Eyetsemitan received a Master of Science in legal studies from Cornell Law School.



CODY RAGER *ASSISTANT COLLEGE SCOUTING DIRECTOR*

Cody Rager enters his eighth season with the Saints and second as assistant college scouting director after he was promoted in 2021. He spent the previous three years as a national scout after starting his career with the Saints as an area scout.

From 2014-15, Rager served as the University of Tennessee's Director of Recruiting. The Morris, Ala. native spent the previous two seasons (2012-13) in the Miami Dolphins personnel department. Rager served as a scouting assistant in 2012 and was promoted to West Regional scout in 2013. From 2010-12, Rager worked as a Player Personnel assistant at his alma mater, the University of Alabama, where he provided current information, evaluation and highlights for all Crimson Tide prospects. Rager received his bachelor's degrees in Finance and Economics in 2010 and earned his master's degree in Sport Management in 2012.



MIKE BAUGH *NATIONAL SCOUT*

Mike Baugh – an experienced member of the Saints player personnel department who is entering his 30th season in the NFL – is in his 20th season as a member of the club’s scouting staff and fifth as a national scout. Baugh is in his second stint with the Saints, rejoining the club in 2008 as an area scout after serving as a pro scout with the club from 2000-04.

From 2005-07, Baugh served as the Assistant Director of Player Personnel for the Miami Dolphins. Prior to arriving in Miami, his responsibilities with New Orleans included evaluating free agent prospects, advance scouting of opponents and assisting in yearly draft preparations.

Baugh opened his National Football League career with the Seattle Seahawks, spending eight years with the club in various capacities. He started as a public relations intern in 1992, served as an administrative assistant to head coaches Tom Flores and Dennis Erickson from 1993-96 and moved to the player personnel department in 1997, where he was a scouting assistant. In 1998, Baugh was named manager of football administration for Seattle and in 1999, his final year with the club, was promoted to assistant director of pro scouting.

Baugh graduated from Central Washington University with a bachelor’s degree in business administration.



TERRY WOODEN *NATIONAL SCOUT*

Bringing the perspective of a ten-year NFL playing career and the last 19 years evaluating college players, Terry Wooden enters his 16th year with the Saints and seventh as a national scout. For his first nine years with the club he served as an area scout where his responsibilities included evaluating the prospects from the colleges located in the Western region of the country. Wooden joined the Saints in 2007 after serving as a college scout for the Buffalo Bills from 2003-2006.

Wooden was selected in the second round (29th overall) by Seattle in the 1990 NFL Draft and played for the Seahawks through 1996. After departing Seattle, he had stints with the Kansas City Chiefs (1997) and the Oakland Raiders (1998). He posted career totals of 700 tackles, 10 sacks, seven interceptions, 34 passes defensed and 12 fumble recoveries. While with the Seahawks he was voted by his teammates as the club’s 1992 Ed Block Courage Award winner, presented to the player who best exemplifies the principles of courage and sportsmanship.

During his college career at Syracuse University, Wooden was a four-year starter and selected



FOOTBALL OPERATIONS

to the All-East Coast Athletic Conference first-team three times. He graduated in 1990 with a bachelor's degree in sociology. Following his career, Wooden was voted to the Syracuse All-Century Team.

Terry's younger brother, JoJo Wooden, is the director of player personnel for the Los Angeles Chargers.



JON SANDUSKY *AREA SCOUT*

Jon Sandusky, a veteran of 21 seasons in player personnel, enters his eighth season with the Saints as an area scout. Prior to coming to New Orleans, he spent five seasons with the Cleveland Browns, four as director of player personnel and one as a player personnel associate. He joined the Browns in 2010, after serving nine years in the player personnel department of the Philadelphia Eagles. He joined the Eagles in 2001 as an intern, served as pro scout from 2002-07 and was promoted to director of pro personnel in 2008. Before joining the Eagles, Sandusky was a coaching intern in 2000 at Penn State.

A native of State College, Pa., Sandusky played safety for Penn State from 1996-99 and earned an exercise science degree. He was a member of the Big Ten's all-academic squad from 1998-99 and received the Frank Patrick Commitment Award in 1998 for his dedication, academics and conditioning.



CASEY TALLEY *AREA SCOUT*

Casey Talley enters his seventh season as an area scout and his eleventh year as a member of the Saints player personnel staff.

Prior to his promotion in 2016, Talley worked for two years as the club's combine scout. From 2012-13, he served as a player personnel assistant. In his role, he assisted the team's player personnel department in various areas, including evaluating both college and professional players, advance scouting of upcoming opponents, in-season tryouts and attending college pro days.

Talley graduated from the University of Oklahoma in 2011 with a bachelor's degree in business administration.



JOEY VITT, JR. AREA SCOUT

Joey Vitt is in his 14th season with the Saints personnel department, for whom he's served a number of roles and his eighth as an area scout. He first joined the club in 2009 as a scouting assistant and served as a combine scout from 2012-14. Vitt was born on born March 3, 1980, in Towson, Maryland, and majored in sports management at Towson. He is the son of longtime NFL coach Joe Vitt, who served as assistant head coach/linebackers with the Saints from 2006-16.



C.J. LEAK AREA SCOUT

Returning to New Orleans in 2021 to serve as an area scout, C.J. Leak enters his fourth season overall with the club and 15th on an NFL player personnel staff.

Leak returned to New Orleans after serving as the team's combine scout from 2016-17. From 2018-20, he served as assistant director of pro personnel of the Houston Texans, with Houston capturing two straight AFC South division titles from 2018-19.

Prior to his first stint with the New Orleans, Leak spent eight seasons (2008-15) with the Buffalo Bills personnel department, including three as an area scout. He received his start with the Bills as a pro personnel assistant and then worked three years as the team's BLESTO scouting representative. Leak spent three seasons (2005-08) as a defensive graduate assistant/recruiting quality control coach at the University of Florida under Head Coach Urban Meyer, where he helped the Gators capture two BCS National Championships (2006 and 2008).

Before joining the NFL front office ranks, Leak spent a portion of 2006 on the Bills' practice squad and spent the 2007 preseason with the Tampa Bay Buccaneers. As a collegiate athlete, he spent two years at Wake Forest before transferring to the University of Tennessee to finish out his playing career. Leak graduated from Tennessee in 2004 with a bachelor's degree in sociology.

Leak's father, Curtis, was drafted by the Green Bay Packers in 1976 and spent four years in the National Football League with Green Bay, Pittsburgh, Tampa Bay and the Los Angeles Rams. Leak's younger brother, Chris was the quarterback for the 2006 National Champion Gators and coached Florida's wide receivers in 2014.





SCOTT CAMPBELL


**SENIOR COLLEGE
SCOUTING ANALYST**

Scott Campbell joined the Saints in 2018 as an area scout and now enters his second season as the team's senior college scouting analyst. He is entering his 35th NFL season and came to New Orleans after spending 17 years with Washington.

Prior to serving as serving as Senior Personnel Executive for Washington in 2017, Campbell served as the team's Director of College Scouting, a position in which he oversaw the team's college scouting department and set the team's draft board for the team's 2017 draft class and played an integral role in identifying and selecting a number of impact contributors.

Campbell originally joined Washington in 2001 as Director of College Scouting, overseeing the area scouts and assisting with the club's draft operations before heading up the scouting of pro personnel for the next four seasons. He returned in 2006 to take charge of the college scouting department, where he spent two seasons before being promoted to Director of Player Personnel. In 2015, he transitioned back to Director of College Scouting. Previously, Campbell spent the 2000 season in Chicago as Director of Pro Personnel after three seasons in Kansas City, serving as a southeast area scout (1997-99).

Campbell began his NFL career with the Atlanta Falcons in 1987, serving as an assistant to his late father, Head Coach Marion Campbell - who also served as the defensive coordinator for the NFC Champion Philadelphia Eagles in 1980. He spent three years as the administrative assistant to the coaching staff, helping coordinate training camp, scouting, quality control and additional football logistics. In 1990, he moved over to Atlanta's personnel department fulltime for a seven-season run as an area scout. Campbell earned his bachelor's degree in education from the University of Georgia in 1984, where he played on the offensive line for three SEC Championship squads, including the 1980 National Championship team. He went on to earn a master's degree in education from Auburn University in 1986, while working with the Tigers' coaching staff as a graduate assistant from 1985-86.



PAUL ZIMMER *AREA SCOUT*

Paul Zimmer enters his 16th season with the Saints and his second as an area scout. He moved into the full-time college scouting position in 2021 after spending eight seasons as the club's college scouting coordinator, having also added area scouting responsibilities seven years ago.

In that position, he was responsible for maintaining the day-to-day operations of the club's college scouting department and its scouting staff, as well as processing and organizing information on draft-eligible players. In addition to these duties, in 2017 he took over as the area scout for colleges in Louisiana, Mississippi, Arkansas, and Missouri. For the previous three years he served as the area scout for South Dakota, North Dakota, Minnesota, Montana, Iowa, and Nebraska.

The Sioux Falls, S.D. native served as a video assistant from 2010-13, where his primary duties were filming all games and practices, organizing weekly game film from other teams and creating specialized cutups for the coaching staff. He first joined the club as a ticket and suite sales account executive in 2007.

Zimmer played rugby at Northwest Missouri State and graduated in 2007 with a bachelor's degree in marketing.



MIKE DIJULIO *AREA SCOUT*

Mike DiJulio, a ten-year veteran of player personnel, enters his fifth season with New Orleans in 2021. It will be his fourth year as an area scout after serving as a combine scout in 2018.

From 2014-16, DiJulio served as general manager of football operations for the Arena Football League's Orlando Predators, a time when the Predators qualified for the playoffs all three seasons, captured two division titles and advanced to the conference championship once. DiJulio also previously served as the director of player personnel for the Portland Thunder (2013-14) and as the director of communications/player personnel assistant for the Utah Blaze (2011-13)

DiJulio began his career in football as a research assistant for Scouting Services Inc. from 2009-11. He graduated from Washington State University with a bachelor's degree in social sciences.





MATT PHILLIPS *COMBINE SCOUT*

Matt Phillips enters his fourth season as the club's combine scout, and in his position works for the Saints and the National Scouting Combine. Phillips' reports on college prospects are shared with other teams that are members of the service.

Prior to being promoted, Phillips served as a scouting assistant with the Saints for two seasons. In his role, he assisted the team's player personnel department in various areas, including evaluating college and professional players, advance scouting of upcoming opponents, in-season tryouts and attending college pro days.

Phillips graduated from Ohio University in 2017 with a bachelor's degree in sports management and a minor in business administration. As an undergraduate he served as a football recruiting assistant. The Chicago native also served in summer athletic department internships at Northwestern University in 2014 and 2015.



WILL MARTINEZ *SCOUTING COORDINATOR*

Will Martinez is in his second season as scouting coordinator for the New Orleans Saints after serving as a scouting assistant from 2019-20.

Prior to joining the Saints, Martinez served as a recruiting assistant at the University of Georgia in 2018, where he identified, evaluated and marketed football recruits within the Bulldogs coaching staff members assigned regions and positions, while directly assisting in the program's recruiting operations for travel, official/unofficial visit itineraries, summer camps and film. He also managed a staff of student assistants in the Georgia recurring department.

Martinez received his bachelor's degree in business administration from the University of Tennessee in 2018, where he was a wide receiver for the Volunteers' 2015 and 2016 bowl teams and served as a student assistant in 2017, working with the defensive and special teams coaches. Martinez's father, Willie, owns over 30 years of coaching experience and currently serves as secondary coach at Tennessee.



RYAN HERMAN *FOOTBALL RESEARCH & STRATEGY*

Ryan Herman enters his sixth season in the Saints player personnel department and his 15th in the NFL overall.

From 2010-2016, Herman fulfilled several roles for the Miami Dolphins and served as the club's director of football administration beginning in 2014. While attending Cornell University's School of Industrial and Labor Relations,

Herman served as an intern in the labor law department of Proskauer Rose, L.L.P., where he provided litigation support to numerous Major League Baseball clubs during player salary arbitration hearings. Upon graduating from Cornell in 2004, he enrolled at Hofstra University School of Law, where he focused on labor and employment law and served as a law clerk for the NFL Management Council from 2006-2007. Prior to joining the Dolphins, Herman was an attorney with Solferino & Solferino, L.L.P., and practiced commercial litigation in Mineola, New York.

Herman was born and raised in Northport, N.Y. He received a B.S. in Industrial and Labor Relations from Cornell, and earned his J.D. from Hofstra in 2007. He became a member of the New York State Bar in 2008.



FRED MCAFEE *VICE PRESIDENT/PLAYER ENGAGEMENT*

Fred McAfee begins his 16th year in a player development role, after playing ten seasons with the club as part of a 15-year career, both at running back and as a special teams ace. With a wide-range of responsibilities centered around helping players and their families improve their quality of life and invest in their futures, McAfee was promoted to Vice President/Player Engagement in 2021.

As part of the team's commitment to encouraging the lifelong wellness for its players, McAfee has developed programs over the past 15 years as the organization's head of player development that allow players to develop off-the-field during and beyond their National Football League careers. Responsible for the team's off-field training and educating players through club and league initiatives, he also organizes continuing college education opportunities, internships, life skills training seminars, financial education classes and family assistance. Along with his daily one-on-one contact with veteran players, McAfee also runs the Saints rookie transition program, serving as an introduction into life in the NFL, aiding them in learning how to manage the increased stress and responsibility, assisting them through their integration into the team, creating a better understanding of what it takes and means to be a successful player, both on and off the field.

The transition to the front office has been smooth for McAfee, who was known as a positive influence in the locker room during his time in the league. He played in 194



FOOTBALL OPERATIONS

regular season games and 14 postseason contests in his career, including 122 regular season games and three playoff contests in two stints with New Orleans. Picked by the Saints in the sixth round of the 1991 NFL Draft out of Mississippi College, he played for three of the club's division champion teams and has been affiliated with the team for all nine, including the 2009 Super Bowl XLIV Championship campaign.

McAfee first played for the Saints from 1991-1993, leading New Orleans in rushing as a rookie with a career-high 494 yards. That season the Saints won their first NFC West division title. Following a seven-game stint with the Arizona Cardinals in 1994, he was signed by the Pittsburgh Steelers later that season. He stayed with the Steelers until 1998, and served as their special teams captain for two years. McAfee rejoined the Saints in 2000 following a brief stint in Tampa Bay and was voted to the Pro Bowl in 2002 for his stellar special teams play. His final game in New Orleans was the 2006 regular season finale vs. the Carolina Panthers, and one of the final carries of McAfee's career was a six-yard burst for a touchdown in the third quarter. This spring, it was announced that McAfee will be a member of the Saints Hall of Fame's Class of 2022, based on his excellence on special teams.

McAfee played at Mississippi College from 1987-90 and is the school's all-time leader in rushing (4,416), rushing touchdowns (38) and all-purpose yards (6,230). He graduated with a bachelor's degree in mass communications in 1991 and was inducted into the school's Athletic Hall of Fame in 2002, the Division II College Football Hall of Fame in 2011 and into the Mississippi Sports Hall of Fame in 2015. In 2007, he completed the NFL Managers Program at Stanford University's Executive Education Graduate School of Business. He has also completed his Athlete Development Professional Certification at the Wharton School of Business.

FOOTBALL OPERATIONS



DEBBIE GALLAGHER
Executive Assistant
to the EVP/GM



DANNY LAWLESS
Director of Security



BEN AUTIN
Football IT



CHAD VINCENT
Director of Football
Applications



EVAN MEYERS
Assistant Player
Engagement/ Legends
& Alumni Manager



ISAIAH MACKLIN
Football Operations
Assistant



HARRY PIPHER
Football Operations
Assistant



MICHAEL MARTINEZ
Football Operations
Assistant




DOUG MILLER *EXECUTIVE DIRECTOR OF FOOTBALL COMMUNICATIONS*

Douglas Miller enters his 31st season in the National Football League and his 16th campaign with the Saints. He is responsible for the day-to-day communications and public relations efforts of the Saints. Miller joined the Saints in 2006 after 15 seasons with the New York

Jets, where he served in a variety of roles in the team's public relations department, including his last four as director of public relations. He began his career in 1991 as an intern in the Jets' department before being hired full-time. Miller's worked 13 Super Bowls and numerous AFC Championship games and has served on a variety of committees and working with the Super Bowl and NBA All-Star game committees.

Miller's originally from Pittsburgh and first served as a student assistant in the Sports Information Department at the University of Pittsburgh as an undergraduate in the late 1980's. He completed his Bachelor of Arts from the State University of New York. Miller resides on the Northshore with his wife, Carolyn, and have one son, Tyler and one daughter, Lauren.

COMMUNICATIONS/PHOTOGRAPHY STAFF



MICHAEL C. HEBERT
Director of
Photography



JUSTIN MACIONE
Director of Football
Communications/
Publications Director



DAVIS FRIEND
Football
Communications
Coordinator



SAM SHANNON
Corporate
Communications
Manager



DAN SIMMONS
Alumni/Legends
Development
Coordinator





DAVE DESPOSITO

VIDEO DIRECTOR

Dave Desposito, who oversees the filming of all games and practices and edits the video on a daily basis for the coaches, scouts and front office personnel, enters his 21st season with the Saints as video director.

Desposito's responsibilities include breaking down the opponent's weekly game video and keeping a detailed archive for the coaching staff. Under his supervision, the Saints have also installed a state-of-the-art, digital editing system networked throughout the building via computer, accessible by the coaching and player personnel staff. Desposito also oversaw the club's upgrade to HD technology and is responsible for the "Thunder Cloud" tablet downloads of video for players, coaches and road scouts.

It's time-consuming work that involves late nights and tight deadlines, and the game film that Desposito and his staff generates – as well as that of every NFL team – is uploaded to a network that all 32 teams have access to.

Desposito came to New Orleans after serving as assistant video director from 1998-2001 for the Jacksonville Jaguars. He worked from 1993-97 for the New York Giants as an intern, coach's show assistant and video assistant.

A native of Little Ferry, N.J., Desposito graduated from William Paterson University with a degree in communications.

VIDEO STAFF



**JOE
ALLEY**
Assistant Video
Director



**TIM
YOUNGBLOOD**
Video Assistant



**CHRIS
McNEICE**
Video Assistant



BEN STOLLBERG *DIRECTOR OF SPORTS MEDICINE*

Ben Stollberg is in his ninth season with the New Orleans Saints and first as Director of Sports Medicine after serving as Assistant Head Athletic Trainer from 2019-20.

Prior to joining the Saints at the start of the 2014 regular season, Stollberg served as an assistant athletic trainer at Mississippi State from 2011-14, where he worked with football and women's tennis. In 2014, Stollberg received the Southeast Athletic Trainers Association's Backbone Award, which recognizes the region's outstanding assistant athletic trainer.

Stollberg received a master's degree in kinesiology from LSU in 2011, where he served as a graduate assistant from 2009-11, working with the football and men's & women's track & field/cross country programs. He graduated from Marquette University in 2009 with a bachelor of health sciences degree in athletic training.

Stollberg is a member of the National Athletic Trainers Association (NATA) and the Professional Football Athletic Trainers Society. Stollberg is certified in Active Release Techniques and is a certified Performance Enhancement Specialist through the National Academy of Sports Medicine (NASM).



SHONE GIPSON *HEAD ATHLETIC TRAINER*

Shone Gipson, a 20-year National Football League veteran, enters his third season as the Saints' Head Athletic Trainer.

Prior to coming to New Orleans in 2020, Gipson served the majority of his NFL athletic training career with the Buffalo Bills and Cleveland Browns. He served as head athletic trainer of the Bills from 2015-17, promoted after 12 seasons as assistant athletic trainer. He served as an assistant athletic trainer with the Browns from 2018-19.

Gipson received a bachelor's degree in kinesiology/athletic training emphasis from the University of Houston in 1999, where he served as a student trainer. Following his graduation, Gipson began his career as a graduate assistant athletic trainer at Stephen F. Austin (1999-2001), serving as a summer training intern with the New York Giants (2000), while receiving a master of education in secondary education/athletic training emphasis. He served as a season-long assistant athletic training intern with the Bills from 2002-03, before joining Texas A&M as an assistant athletic trainer for men's basketball and golf from 2003-04, then returning to Buffalo (2004). He received his first NFL athletic training experience with an internship with Washington in 1998.





JONATHAN GRESS *DIRECTOR OF REHABILITATION*

Jonathan Gress joined the Saints in 2018 as an assistant athletic trainer after serving as assistant athletic trainer/physical therapist with the Miami Dolphins (2014-17). In 2019, was promoted to director of rehabilitation, where he supervises the rehabilitation of injured players.

Prior to joining the Dolphins, Gress spent four years (2010-14) at the University of Arizona as an assistant athletic trainer/physical therapist. The Norman, Ok. native received his master's degree in physical therapy from Oklahoma University in 2008 and an additional master's degree in athletic training at Texas Tech in 2010.



KEVIN MANGUM *ASSISTANT ATHLETIC TRAINER*

Among the club's longest-tenured employees, Assistant Athletic trainer Kevin Mangum works in conjunction with the other members of the training staff to maintain the overall health and welfare of the team while also treating and rehabilitating injured players.

A native of Tylertown, Miss., Mangum has collected a lengthy list of honors as he enters his 42nd season with the Saints, including being inducted into the Louisiana Athletic Trainers Association Hall of Fame in 2008.

His contributions have helped the athletic training staff earn several awards, including the 2007 Southeastern Athletic Trainers' Association (SEATA) Professional Athletic Trainers Award, the Fain Cain Memorial Award in 2006 and the NFL Athletic Training Staff of the Year in 1986 and 2006. Mangum received the Southeast Athletic Trainers Association's 1991 Backbone Award, which recognizes the region's outstanding assistant athletic trainer. In 2015, he was the NFC recipient of the Tim Davey Assistant Athletic Trainer Award, as voted on by his NFL peers with the Professional Football Athletic Trainers Society. In 2022, he was honored by the Saints Hall of Fame with the Joe Gemelli "Fleur-De-Lis" Award, the hall's annual honor recognizing contribution to the franchise. He is a member of both the Southwest Mississippi Junior College and University of Southern Mississippi Sports Hall of Fames.

Mangum was a student athletic trainer for two years at Southwest Mississippi Junior College and two more at the University of Southern Mississippi before joining the Saints in 1981. He received a bachelor's degree in athletic administration with a specialization in athletic training from USM in 1981, and an advanced degree in physical education from the University of New Orleans in 1988.



ERIK ARVE *ASSISTANT ATHLETIC TRAINER*

Erik Arve is in his third season with the Saints and was named one of the club's assistant athletic trainers in 2021 after serving as a seasonal trainer for the 2020 season. Prior to joining the Saints, Arve worked at North Carolina State in 2019 with the Wolfpack football and baseball programs.

In addition to extensive athletic training experience, the Raleigh native also has experience in strength and conditioning with North Carolina State, the University of Missouri, Baylor University and the University of Tulsa. Stollberg studied at Oklahoma State University and received a master's degree in athletic training in 2020, a period when he received experience in strength and conditioning, athletic training and physical therapy. He graduated from North Carolina State in 2011 with a bachelor of science degree in biological sciences. He also has a doctorate of physical therapy from Southwest Baptist University in Bolivar, Mo.



BOBBY FEEDBACK *ASSISTANT ATHLETIC TRAINER*

Bobby Feedback joined the Saints as an assistant athletic trainer in 2021. In his role, Feedback assists Director of Sports Medicine Ben Stollberg, Head Athletic Trainer Shone Gipson and the rest of the sports medicine staff in matters pertaining to the supervision and/or administration of prevention, treatment and rehabilitation of all athletes.

Prior to coming to New Orleans, Feedback served in the same capacity for the University of Alabama Football program from 2018-21. He gained NFL experience as a seasonal intern with the Dallas Cowboys from 2014-16. Feedback earned his bachelor's degree in athletic training from Eastern Kentucky University in 2014 and went on to earn a master's degree in health studies from Alabama in 2018.



JAMIE MEEKS *DIRECTOR OF SPORTS NUTRITION*

Jamie Meeks, the club's Director of Sports Nutrition since 2015, is a Registered Dietitian (RD) and a Board Certified Specialist in Sports Dietetics (CSSD). She graduated from Louisiana State University in 2009 with a Bachelor's Degree in Nutritional Science (Dietetics). After graduation, she moved to Little Rock, Arkansas, to complete her

Dietetic Internship at the University of Arkansas for Medical Sciences. After completing



FOOTBALL OPERATIONS

her internship and receiving her dietetics license, Jamie returned to LSU and earned her Master's in 2011 in Kinesiology with a concentration in Exercise Physiology.

Meeks was a three-time team captain LSU Cheerleader, who cheered for some of their greatest sport teams, including the 2007 National Championship Football team, the 2006 SEC Champions and Final Four Men's Basketball team, and the 2007 Final Four Women's Basketball team. Meeks also competed for LSU as a member of LSU Cheerleading's nationals team, which faces off against the most elite collegiate cheerleading teams in the nation every year at UCA College Nationals in Orlando, Florida.

After completing her education, Meeks became Director of Sports Nutrition for LSU Athletics and was the first full-time dietitian on staff in the program's history, where she developed the sports nutrition program, which functions both to attend to the athletes' dietary needs and educate them on proper nutrition and fueling strategies for optimal performance. She played a key role in establishing the Athletic Fueling Stations and the initial planning for a multi-million dollar athletic dining facility. Aside from building the program, Meeks also created the Undergraduate Sports Nutrition Internship, which for the first time gave LSU's dietetic undergraduates a valuable opportunity to gain hands-on experience in the field.

With the Saints, Meeks helps the players maintain their nutrition and implement optimal strategies for fueling, hydrating, and supplementing their diets so that they're achieving peak performance both in their training and on the field. She provides medical nutritional therapy and works closely with the athletic trainers, strength coaches, and team doctors in counseling the team and individual players.

Meeks is a member of the Academy of Nutrition and Dietetics, Louisiana Dietetic Association, Collegiate and Professional Sports Dietitians Association, and the Sports Cardiovascular and Wellness Nutrition dietetic practice group.


MEDICAL STAFF



**DR. JOHN
AMOSS**
Team Physician



**DR. KARIM
MAIJER**
Team Orthopedist



**DR. W. STEPHEN
CHOATE**
Team Physician



MATT RHEA

DIRECTOR OF SPORTS SCIENCE

Dr. Matt Rhea is in his first season as the Saints director of sports science after being hired by the team on March 4, 2022.

Rhea comes to New Orleans after spending the past two seasons at the University of Alabama as the director of sport science, specializing in the science of sports training to help Alabama's student athletes reach their fullest athletic potential. The data that Rhea and the Alabama staff collected helped determine exactly what recovery strategies each player needed to create an optimal environment for training and development on a personalized level. The past two seasons, Rhea played an important part on the strength and conditioning/sport science side of a Crimson Tide program that captured the 2020 College Football Playoff Championship and featured six consensus All-Americans and six NFL first round draft picks and in the 2021 season reached the title game and featured four consensus All-Americans and has boasted the Heisman Trophy winner each of the past two seasons.

Rhea has worked as a football strength and conditioning coach for 14 years, including five years with National Football League combine training, five in high school football and four at the collegiate level. He came to Alabama from Indiana University, where he spent the previous two years as IU's High-Performance Coordinator while working with the Hoosiers' football program.

Prior to his successful tenure in Bloomington, he was the head of sport science at IMG Academy from 2016-17. There, he contributed to the optimal development of athletes through innovative assessments and advanced strength and conditioning. Rhea launched a consulting company in 2001 and helped NFL, NBA, MLB and NHL teams, International Olympic programs and college athletic departments. He provided direction to his clients in areas like speed training, injury prevention and performance optimization.

Rhea advanced to become a full professor of kinesiology at A.T. Still University, where he taught courses in sports conditioning and exercise physiology. Rhea has published nearly 100 studies in sports performance enhancement, as well as lecturing in seven different countries. While attending school, he played football for three years at UNLV and Southern Utah. He received his bachelor of science degree in physical education from Southern Utah in 1998, a master of science in exercise science and physical education from Arizona State in 2001 and a master of science in sports management from American Public University in 2016. He went on to earn his doctorate of philosophy in 2004 from Arizona State with an exercise and sport science academic focus and an athletic performance enhancement research focus.

Rhea and his wife Kellie have five sons, Isaac, Jake, Ethan, Kelen and Karsten.



MATT CLAPP

STRENGTH & CONDITIONING

Matt Clapp comes to the New Orleans Saints in 2022 for his first season as a strength & conditioning coach. Clapp has eight years of experience in the strength and conditioning field at the collegiate level.

He joins the Saints after serving as assistant strength and conditioning coach at the University of Alabama from 2020-21, where he was part of a strength staff that helped the Crimson Tide capture the 2020 College Football Playoff Championship and featured six consensus All-Americans and six NFL first round draft picks and in the 2021 season reached the title game and featured four consensus All-Americans, as well as the Heisman Trophy winner each of the past two seasons.

Clapp came to Tuscaloosa after serving as an assistant strength and conditioning coach at Indiana University from 2015-19 and on the strength staff at University of Akron (2014-15), University of Arizona (2013-14) and the Arena Football League's Arizona Rattlers (2013). He received his start in the strength and conditioning field following the conclusion of his NFL playing career, when in 2012, he worked at Triple Threat Performance in Scottsdale, Ariz., where he directed plyometric stations and specific football drills. Clapp is a certified strength and conditioning specialist through the National Strength and Conditioning Association and USAW1.

Following a standout college career at Oklahoma from 2005-09, the Phoenix, Ariz. native was originally signed as a free agent by the Detroit Lions following the 2010 NFL Draft and had practice squad stints with the Saints (2010), Indianapolis Colts (2010), Lions (2011) and Tampa Bay Buccaneers (2011). During his college career in Norman, the team captain played in the 2009 BCS Championship Game, was a part of four additional bowl teams and a member of three Big 12 championship squads. Clapp collected first-team All-Big 12 honors in 2008 to go along with academic first-team honors that same campaign.

Clapp earned his bachelor's degree in social science and educational studies from Oklahoma and his master's degree in sports science/coaching principles from Akron.



CHARLES BYRD *STRENGTH & CONDITIONING*

Charles Byrd enters his 15th season as a member of the club's strength and conditioning staff, playing an important role in implementing the team's program, with specialized phases in the offseason, preseason and regular season.

Byrd is in his 17th season as a coach and 15th in the National Football League after stints on the offseason and training camp rosters of the Cleveland Browns, Green Bay Packers, Washington Commanders and New York Giants from 2005-06 as a defensive back, also playing for the Arena Football League's Las Vegas Gladiators in 2006. He started as a strength and conditioning intern at Miami University (Ohio) in 2006, becoming a graduate assistant in his final year with the Redhawks before coming to New Orleans.

Byrd graduated from Morehead State University with a bachelor's degree in university studies, where he played both in the secondary and as a kickoff returner from 2001-04. The Oxford, Ohio native earned Division I-AA Mid-Major All-America honors for two straight seasons. A team captain and three-year starter, he helped the Eagles to three consecutive Pioneer Football League Southern Division championships.



ROB WENNING *STRENGTH & CONDITIONING*

Rob Wenning enters his 13th season as a member of the club's strength and conditioning staff.

Wenning came to the Saints in 2010 after serving as a strength and conditioning graduate assistant at LSU from 2008-10 where he completed his master's degree in sports management. During his assistantship in Baton Rouge, he served as the primary strength coach for the swimming and diving and men's tennis teams while assisting with the football and baseball programs. Prior to enrolling at LSU, the Coldwater, Ohio native served a football strength and conditioning internship at Ohio State from 2007-08.

Wenning played on the offensive line and at tight end at Findlay (Ohio) from 2003-06, where he received a bachelor's degree in strength and conditioning.





JOHN BAUMGARTNER HEAD EQUIPMENT MANAGER

In 2022, Baumgartner enters his 20th season with the organization, his eighth as head equipment manager. In this role, he is responsible for the endless list of details that goes into filling the team's needs, including the purchase, upkeep and repair off all equipment and uniforms for players and coaches, the transportation of that equipment for road trips and training camp as well as the daily practice field arrangement.

He began his NFL career working in the equipment room for the Saints in 2003. In 2008 he was promoted to assistant equipment manager. He also served as head equipment manager of the club's Arena Football League entry, the New Orleans VooDoo in 2007, assisting in the club's equipment department from 2004-05.


In both 2005 and 2020, Baumgartner has been a part of a Saints equipment staff that was selected in a vote by their peers for the Whitey Zimmerman Memorial Award, annually given to the National Football League equipment staff that exceeds the usual demands of the position. These awards were based on how the equipment staff overcame extraordinary challenges in the forced evacuation from New Orleans because of Hurricane Katrina in 2005 and with COVID-19 in 2020.

The son of former Saints defensive lineman Steve Baumgartner, John Baumgartner attended the University of Southern Mississippi, where he played on the offensive line from 2000-02. The Covington native graduated with a bachelor's degree in sports administration in 2004.

EQUIPMENT STAFF



**COREY
GAUDET**
Assistant
Equipment Manager



**JOEL
GASTRIGHT**
Assistant Equipment
Manager



**RICHARD
KILLIAN**
Assistant Equipment
Manager

ADMINISTRATION





GREG BENSEL

**SENIOR VP OF COMMUNICATIONS,
PRODUCTION, COMMUNITY RELATIONS
AND GOVERNMENTAL RELATIONS**

Greg BenseL, an integral part of the franchise for 25 years, oversees the Saints' communications, broadcasting production, digital and social media, community relations, youth development and governmental relations departments. In addition, BenseL serves in the same role for the New Orleans Pelicans NBA franchise and as Senior Vice President of Communications, Production, Community Relations and Governmental Affairs for GMB Management, LLC, where he provides support in communications and community efforts and strategic counsel for all of Gayle Benson's business enterprises. These businesses include Mrs. Benson's local automotive dealerships, Corporate Realty, Benson Capital Partners and Faubourg Brewing Co.

BenseL also oversees and manages GMB Racing – the horse racing operation for Benson, a multi-million dollar horse business which she started in 2014. Three of GMB Racing's horses – Tom's Ready, Mo Tom and Lone Sailor, have competed in the Kentucky Derby. GMB Racing currently has nearly 50 horses at Benson Farm in Paris, Ky., with BenseL assisting in the planning of breedings for the current Benson Farm broodmare band.

BenseL was promoted to vice president of communications for the Saints in 2006 after serving for nine seasons as director of media & public relations. He became Senior Vice President of Communications for both clubs in 2012 after Tom Benson's purchase of the city's NBA franchise.

In his current role with the Saints and Pelicans, BenseL is responsible for the strategic development and execution of communications strategies for the teams, their digital, social and broadcast platforms and the multi-faceted community relations programs, including community relations and youth sports development. BenseL has aligned these groups to maximize their effectiveness internally and externally, while continuing to spearhead the implementation of key new initiatives to increase the profile of the teams. He is also responsible for managing the government relations strategy and policies on behalf of both clubs and all of Mrs. Benson's enterprises.

BenseL has also worked on the NFL public relations staffs for three Super Bowls. Prior to joining the Saints, BenseL was director of media relations for the Super Bowl XXXI Host Committee and the Greater New Orleans Sports Foundation. He has also served on the media committee for the NCAA Men's Final Four, the SEC Men's Basketball Tournament and the Sugar Bowl.

A New Orleans native who graduated from Jesuit High School and Tulane University, BenseL started his professional sports career as a media relations administrator for the PGA of America, where he served on the public relations staffs for the 1991 PGA Championship, the 1991 Senior PGA Championship and the 1991 Ryder Cup.



BEN HALES

SENIOR VICE PRESIDENT OF MARKETING AND OPERATIONS

Serving as senior vice president of marketing and operations for GMB Management, LLC., Ben Hales oversees the marketing and operational efforts for both the New Orleans Saints and New Orleans Pelicans, as well as Gayle Benson's additional business ventures, responsible for the implementation of business operations that are aligned with short-term and long-term business goals for all her enterprises. Hales, who enters his 23rd season with the Saints and eleventh with the Pelicans, spent seven years as the Saints Vice President of Marketing and Business Development (2006-12), six as senior vice president of marketing and business development (2012-17) for both the Saints and Pelicans and the last five as senior vice president/chief operating officer for both clubs.

On a daily basis with the Saints and Pelicans, Hales directs the Saints' and Pelicans' marketing and creative efforts, as well as game and event presentation. He is intricately involved in both clubs' critical planning of short-term and long-range marketing and operations efforts. Hales' duties also entail the playing facility operations at the Caesars Superdome and Smoothie King Center, promotions, advertising and special events.

During the 2012-13 NBA season, the Hornets franchise announced that they would re-brand following the season and become the New Orleans Pelicans. Hales was instrumental in the re-branding efforts from start to finish, helping to first conceptualize the look to represent the Pelicans namesake and leading the planning for the official announcement in January, 2013.

Hales has played a significant role in the negotiations and finalization for two groundbreaking naming rights deals for the Saints' iconic stadium, most recently a 20-year deal with Caesars Entertainment in 2021. Throughout his tenure, he has helped create and implement a variety of innovative opportunities for both local and national partners to build relationships with the club, including groundbreaking naming rights agreements and the development of Patron Saints Partners, a premium sponsorship program. Under his direction the club added a sponsorship and fulfillment department, to ensure corporate partners receive the highest level of service.

The Saints increased the number and variety of television and radio programs after Hales assumed the role of the club's primary programming negotiator. In addition to multiple weekly in-season television programs, the Saints now produce numerous specials that air on different local television stations and the team's digital media platforms throughout the year.

Hales joined the Saints in 2000 as a corporate sales account executive. In 2001, he was promoted to corporate sales and broadcasting manager before becoming a director the following year and assuming the responsibilities of business and marketing operations.

Prior to joining the Saints, Hales worked in television advertising. In addition to his community efforts on behalf of the team, Hales is a member of the People's Health Champions Selection Committee, while also serving on the Super Bowl Bid Executive

ADMINISTRATION

Committee and the NCAA Final Four Committee. Hales has also recently served on the Super Bowl XLVII Host Committee Executive Committee, NBA All-Star Host Committee and as a member of the New Orleans City Park Board of Commissioners.

In 2013, Hales was honored as a Young Leadership Council (YLC) Role Model and was named as one of The Gambit's 40 under 40 in 2012.

A New Orleans native and longtime Saints terrace and plaza level season ticket holder before joining the club, Hales earned a degree in English from the University of Mississippi in 1996.



ED LANG SENIOR VICE PRESIDENT/ CHIEF FINANCIAL OFFICER

Ed Lang begins his first season as Senior Vice President/CFO for GMB Management, LLC. In his role, Lang oversees the financial management of the New Orleans Saints and New Orleans Pelicans, as well as Gayle Benson's additional business enterprises, including Pelicans G-League entry the Birmingham Squadron, her local automotive dealerships, GMB Racing, Corporate Realty and other real estate holdings, Benson Capital Partners and Faubourg Brewing Company. Lang was named Senior Vice President/Chief Financial Officer for the New Orleans Saints and New Orleans Pelicans in 2012.

Entering his 11th year with the Saints and 12th with the Pelicans, Lang was named Senior Vice President/Chief Financial Officer for both clubs in 2012. In his current role, Lang maintains the financial operations for both clubs and oversees business intelligence, information technology and facilities and grounds departments for both clubs.

Overseeing financial operations for the Saints and Pelicans, Lang leads the strategic planning, budgeting, financial reporting and tax and audit processes. He also serves as the primary financial liaison with the Louisiana Stadium and Exposition District, which is responsible for the maintenance, management and enhancement of the playing facilities of the Saints and Pelicans. In addition to working with the LSED for multiple renovations and enhancements of the home stadium and home court of the teams since 2012, Lang has also supervised several expansions of the Ochsner Sports Performance center, helping provide state of the art playing and practice facilities.

In overseeing the business intelligence and information technology departments for the Saints and Pelicans, Lang focuses on matters such as data science/operations, hardware/software applications and network security/infrastructure.

The Cincinnati, Ohio native first came to New Orleans in 2011, following 13 years with the NHL's Nashville Predators in several different leadership capacities. For his last three years with the club he served as the team's President of Business Operations after the successful sale of the team to a new ownership group. Lang, who was with the franchise at its inception, began as the organization's Vice President/CFO and was named Executive Vice President of Finance and Administration/CFO in 2005.

ADMINISTRATION

Instrumental in assisting the club's founder Craig Leipold in securing the expansion franchise that became the Predators in 1997, Lang was one of the club's first employees, playing an important role in creating the organization's structure and establishing its business operations. He was in charge of all aspects of the Predators operations outside of hockey, including Bridgestone Arena operations and development of the club's long-term plans and goals. He was responsible for the franchise's business operations, which included ticket operations and sales, sponsorship sales, broadcasting, marketing, communications and development, administration and finances.

Prior to joining the Predators organization, Lang worked for S.C. Johnson and Son in Racine, Wisc. for 12 years. He served in a variety of business and financial capacities, including venture manager for the office of the chairman, financial support manager, North America professional markets; and financial project manager, corporate financial analysis.

In 2006, Lang was elected to the board of directors for Johnson Outdoors, a leader in the outdoor recreation market. The company designs, manufactures and markets a portfolio of winning, consumer-preferred brands across four categories: watercraft, marine electronics, diving and outdoor equipment.

Lang serves on the board of the Louisiana Children's Museum. He also previously served on the Loyola University New Orleans School of Business Visiting Committee and the Southeast Louisiana Boy Scouts of America. Prior to moving to New Orleans, Lang was very active in the Middle Tennessee community. He served as Chairman of Nashville's Adventure Science Center in 2008-10, and as a member on numerous boards, including the Nashville Convention and Visitors Bureau, the Nashville Downtown Partnership, Make-A-Wish Foundation of Middle Tennessee and the Nashville Predators Foundation.

A 1985 Indiana University graduate with a B.S. in finance, Lang received his MBA from Marquette University in 1992. He is an outdoor enthusiast and has competed in numerous triathlons, marathons and cycling events. He also enjoys skiing and mountain climbing.



VICKY NEUMEYER *SENIOR VICE PRESIDENT/ GENERAL COUNSEL*

Vicky Neumeyer was named Senior Vice President/General Counsel of the New Orleans Pelicans, in addition to serving in the same position for the New Orleans Saints, in June, 2012, overseeing all legal aspects of both teams.

Providing comprehensive legal consultation and services to the two clubs' executive staff and assuring compliance in all of the organizations' business endeavors, Neumeyer's been a key member of the Saints front office since joining the club in 2000 and was promoted to vice president/general counsel in 2006.

Her responsibilities include drafting key documents - including leases, sponsorship agreements and broadcast contracts - identifying and analyzing legal issues and presenting comprehensive recommendations. In 2020, Neumeyer took on added duties as the Infection Control Officer of the Saints, with the club's priority being to keep players,

ADMINISTRATION

coaches, staff and fans safe through the COVID-19 pandemic, which spanned two seasons.

A member of the Louisiana and federal bar associations, prior to joining the Saints, Neumeier spent over five years as an in-house corporate litigation attorney for Exxon. Previously she served as a judicial clerk for the Supreme Court of Louisiana and was in private practice as a consultant to major corporate clients and law firms.

Neumeier possesses extensive experience in Sports Law, including antitrust, labor and organizational matters. She also has a comprehensive background in CAD engineering, software development firm drafting, negotiating contracts worldwide, copyrighting and in handling legal business issues.

In 2004, Neumeier was selected by the Saints to attend the Stanford Business School's Executive Education NFL-Stanford Program for Managers, an educational program and honor known league-wide as an important training ground for promising executives. She has also been invited to speak at several venues, including Harvard Law School, The Sports Lawyer's Association annual conferences, American Bar Association programs, Tulane Law School, and Loyola University New Orleans Law School. She sits on the boards of The NOCCA Foundation, the INFINITY Science Center, the Arizona State University Sports Law Program as well as the Sports Lawyers' Association.

After completing her undergraduate work Summa Cum Laude at the University of Wisconsin, Neumeier earned a Master of Science Degree in Audiology at the school. She graduated with honors from Loyola University New Orleans Law School and attained a Master of Law with Distinction with a dual emphasis in Intellectual Property Law and Sports Law from Tulane School of Law.



MICHAEL STANFIELD *SENIOR VICE PRESIDENT OF SALES*

As Senior Vice President of Sales of the New Orleans Saints and New Orleans Pelicans, Michael Stanfield is a key member of the front office for both clubs. The long-time sports administrative executive is responsible for overseeing the entire consumer and corporate sales efforts for both the New Orleans Saints and New Orleans Pelicans, the two revenue-generating facets of both organizations.

Entering his 23rd season with the Saints and eleventh with the Pelicans, Stanfield is responsible for all of both clubs' sales efforts – directing the sale of season tickets, group tickets, floor seats and corporate partnerships, developing sales executives to the next level in their field, supervising the lease of the Caesars Superdome and Smoothie King Center luxury suites, managing food and beverage on gamedays for both teams, overseeing a vast merchandising business for both teams flanked by Saints and Pelicans retail operations, as well as maintaining the clubs' high standards of customer service and retention.

Since taking over leadership of the Pelicans' ticket sales and merchandising efforts, the organization has seen an increase in season-ticket sales and merchandise sales that were the second-biggest growth in the NBA. In 2021, Stanfield oversaw a successful launch of ticket sales and corporate sponsorship for the Birmingham Squadron, the Pelican's

G-League franchise that just completed their first season of play.

Under his direction, the Saints have surpassed the majority of the club's ticket sales milestones, including selling out on a season-ticket basis for the first time in 2006 – a feat that has reached 16-straight seasons. In addition, the club has leased every Caesars Superdome suite since the beginning of the 2008 campaign. In 2021, 12 field level suites, sold out by Stanfield's staff, made a successful debut. Saints official merchandise has grown annually into one of the NFL's top sellers. Stanfield also supervises the ticket, suite sales and box office personnel on a daily basis, in addition to serving as the food and beverage service liaison.

Since Stanfield's arrival in 2000, the Saints have sold out every contest in New Orleans but one. Prior to the 2006 season, an innovative season-ticket marketing program fueled the rise of filling the stadium on a season-ticket basis. Fans on all economic levels were reached in an effort to retain existing accounts while cultivating new ones, and those efforts built a waiting list that has continued to grow for season tickets for the first time in franchise history.

Stanfield has also helped oversee the institution of a direct mail and email database to generate ticket sales and excitement surrounding the club and initiated other creative promotional campaigns by using the club's expanding digital/social media platforms. The Saints were ranked number one by the National Football League in Overall Gameday Satisfaction in 2018 and 2019 in a survey conducted by the NFL's League Observation Program and third party Expert Review Audits of all 32 clubs in an eight-category review. In 2020 and 2021, Stanfield empowered his staff to respond to the challenges of providing the safest and most pleasurable fan experience possible during the COVID-19 pandemic. In the annual league audits, the Saints have ranked among league leaders in categories such as safety, security and mobile ticketing based on recent successful adjustments. In 2017, the Pelicans were ranked first in the NBA in season ticket holder satisfaction in a league-commissioned survey.

At the same time as making fan experience a top priority, Stanfield's also been deeply involved in the extension and expansion of the already sizable corporate sponsorship base for both clubs, providing platforms for companies across the Gulf South and beyond to use the Saints to further their own business objectives. In recent years, Stanfield has directed the extension of long-term agreements with numerous valued partners like Caesars Entertainment, Cox Communications, Entergy and Verizon, as well as the expansion of the Ochsner Health System partnership to include naming rights for the Ochsner Sports Performance Center. In 2021, Stanfield and his staff finalized a ground-breaking 20-year naming rights deal for the Saints' iconic stadium with Caesars Entertainment.

A graduate of St. Leo (Fla.) University, Stanfield started his career in sports, serving as the assistant general manager of the Clinton (Iowa), Class A minor league baseball team in 1988 and had attained impressive sales results in sports prior to joining the Saints in 2000. In 2007, Stanfield completed Stanford Business School's Executive Education NFL-Stanford Program for Managers, an educational program and honor known league-wide as an important training ground for promising executives.

Stanfield is on the Board of Directors for the Jefferson Chamber of Commerce, and served a member of the Super Bowl XLVII Host Committee and the Executive Host Committee for the 2014 and 2017 NBA All-Star Games. A sports industry public speaker, Stanfield has given presentations at many national events. He is also an active speaker at numerous youth foundations and professional groups both nationally and throughout the Gulf South.

Stanfield and his wife Stacey, have one daughter, Olivia.



RECORDS



CAREER LEADERS

SCORING

		TD	PAT	FG	Total
1.	Morten Andersen (1982-94)	0	412	302	1,318
2.	John Carney (2001-06, 09-10)	0	264	168	768
3.	Wil Lutz (2016-)	0	253	142	679
4.	Doug Brien (1995-2000)	0	144	123	513
5.	Marques Colston (2006-15)	72	0	0	432
6.	Garrett Hartley (2008-13)	0	176	82	422
7.	Alvin Kamara (2017-)	68	4*	0	416
8.	Mark Ingram II (2011-18, 21-)	56	3*	0	342
9.	Deuce McAllister (2001-09)	55	0	0	330
10.	Dalton Hilliard (1986-93)	53	0	0	318

* – Two-point conversions

TOUCHDOWNS

		No.
1.	Marques Colston (2006-15)	72
2.	Alvin Kamara (2017-)	68
3.	Mark Ingram II (2011-18, 21-)	56
4.	Deuce McAllister (2001-09)	55
5.	Dalton Hilliard (1986-93)	53
6.	Jimmy Graham (2010-14)	51
7.	Joe Horn (2000-06)	50
8.	Eric Martin (1985-93)	48
9.	Pierre Thomas (2007-14)	41
10.	Lance Moore (2005-13)	39

RUSHING YARDS

		Att.	Yards	Avg.	Long	TD
1.	Mark Ingram II (2011-18, 21-)	1,389	6,267	4.5	75t	51
2.	Deuce McAllister (2001-09)	1,429	6,096	4.3	76t	49
3.	George Rogers (1981-84)	995	4,267	4.3	79t	23
4.	Alvin Kamara (2017-)	912	4,238	4.7	74t	47
5.	Dalton Hilliard (1986-93)	1,126	4,164	3.7	65t	39
6.	Pierre Thomas (2007-14)	818	3,745	4.6	48	28
7.	Rueben Mayes (1986-88, 90)	837	3,408	4.1	50	23
8.	Chuck Muncie (1976-80)	788	3,393	4.3	69t	28
9.	Ricky Williams (1999-2001)	814	3,129	3.8	46	16
10.	Tony Galbreath (1976-80)	760	2,865	3.8	74t	27

PASSING YARDS

		Yards	Att.	Comp.	Pct.	TD	Int.
1.	Drew Brees (2006-20)	68,010	8,742	6,017	68.8	491	190
2.	Archie Manning (1971-75, 77-82)	21,734	3,335	1,849	55.4	115	156
3.	Aaron Brooks (2000-05)	19,156	2,771	1,563	56.4	120	84
4.	Bobby Hebert (1985-89, 91-92)	14,630	2,055	1,202	58.5	85	75
5.	Jim Everett (1994-96)	10,622	1,571	958	61.0	60	48
6.	Billy Kilmer (1967-70)	7,490	1,116	592	53.0	47	62
7.	Dave Wilson (1981, 83-88)	6,987	1,039	551	53.0	36	55
8.	Steve Walsh (1990-93)	3,879	620	336	54.2	25	22
9.	Ken Stabler (1982-84)	3,670	570	326	57.2	17	33
10.	Billy Joe Tolliver (1998-2000)	3,343	467	249	53.3	15	20

CAREER LEADERS

PASSING TOUCHDOWNS

		TD	Att.	Comp.	Yards	Pct.	Int.
1.	Drew Brees (2006-20)	491	8,742	6,017	68,010	68.8	190
2.	Aaron Brooks (2000-05)	120	2,771	1,563	19,156	56.4	84
3.	Archie Manning (1971-75, 77-82)	115	3,335	1,849	21,734	55.4	156
4.	Bobby Hebert (1985-89, 91-92)	85	2,055	1,202	14,630	58.5	75
5.	Jim Everett (1994-96)	60	1,571	958	10,622	61.0	48
6.	Billy Kilmer (1967-70)	47	1,116	592	7,490	53.0	62
7.	Dave Wilson (1981, 83-88)	36	1,039	551	6,987	53.0	55
8.	Steve Walsh (1990-93)	25	620	336	3,879	54.2	22
9.	Ken Stabler (1982-84)	17	570	326	3,670	57.2	33
10.	Bobby Scott (1973-82)	15	500	237	2,781	47.4	28
	Billy Joe Tolliver (1998-2000)	15	467	249	3,343	53.3	20

RECEPTIONS


	Rec.	Yards	Avg.	Long	TD	
1.	Marques Colston (2006-15)	711	9,759	13.7	86t	72
2.	Eric Martin (1985-93)	532	7,854	14.8	84	48
3.	Joe Horn (2000-06)	523	7,622	14.6	72t	50
4.	Michael Thomas (2016-)	510	5,950	11.7	72t	32
5.	Jimmy Graham (2010-14)	386	4,752	12.3	59	51
6.	Alvin Kamara (2017-)	373	3,263	8.7	52t	20
7.	Lance Moore (2005-13)	346	4,281	12.4	80t	38
8.	Pierre Thomas (2007-14)	327	2,608	8.0	57	12
9.	Danny Abramowicz (1967-73)	309	4,875	15.8	80t	37
10.	Reggie Bush (2006-10)	294	2,142	7.3	74	12

RECEIVING YARDS

	Yards	Rec.	Avg.	Long	TD	
1.	Marques Colston (2006-15)	9,759	711	13.7	86t	72
2.	Eric Martin (1985-93)	7,854	532	14.8	84	48
3.	Joe Horn (2000-06)	7,622	523	14.6	72t	50
4.	Michael Thomas (2016-)	5,950	510	11.7	72t	32
5.	Danny Abramowicz (1967-73)	4,875	309	15.8	80t	37
6.	Jimmy Graham (2010-14)	4,752	386	12.3	59	51
7.	Devery Henderson (2004-12)	4,377	245	17.9	84t	21
8.	Lance Moore (2005-13)	4,281	346	12.4	80t	38
9.	Hoby Brenner (1981-93)	3,849	267	14.4	57	21
10.	Quinn Early (1991-95)	3,758	270	13.9	70t	25

PUNTING AVERAGE (MINIMUM 50 ATTEMPTS)

	No.	Avg.	Long	
1.	Blake Gillikin (2021-)	83	47.7	63
2.	Thomas Morstead (2009-20)	692	46.5	70
3.	Mark Royals (1997-98)	176	45.8	66
4.	Mitch Berger (2003-05)	227	43.7	69
5.	Steve Weatherford (2006-08)	166	43.5	61
6.	Tommy Barnhardt (1987, 89-94, 99)	515	42.5	65
7.	Tom McNeill (1967-69)	130	42.3	81
8.	Brian Hansen (1984-88)	363	42.0	66
9.	Steve O'Neal (1973)	81	41.7	71
10.	Toby Gowin (2000-02)	211	41.6	62



CAREER LEADERS

PUNT RETURN AVERAGE

[MINIMUM 20 RETURNS]

	No.	Yds.	Avg.	Long	TD
1. Mel Gray (1986-88)	49	657	13.4	80	1
2. Andre Hastings (1997-99)	23	305	13.3	76	0
3. Eric Guliford (1997-98)	57	599	10.5	40	0
4. Michael Lewis (2001-06)	142	1,482	10.4	83t	1
5. Howard Stevens (1973-74)	54	547	10.1	40	0
6. Deonte Harty (2019-)	74	744	10.1	53t	1
7. Pete Athas (1976)	35	332	9.5	67	0
8. Marcus Murphy (2015-16)	34	318	9.35	74t	1
9. Chad Morton (2000)	30	278	9.26	51	0
10. Tyrone Hughes (1993-96)	116	1,060	9.1	83t	2

KICKOFF RETURN AVERAGE

[MINIMUM 25 RETURNS]

	No.	Yds.	Avg.	Long	TD
1. Walt Roberts (1967)	28	737	26.3	91t	1
2. Darren Sproles (2011-13)	70	1,827	26.1	92	0
3. John Gilliam (1967-68, 1977)	31	809	26.1	94t	1
4. Deonte Harty (2019-)	69	1,770	25.7	75	0
5. Courtney Roby (2008-12)	94	2,411	25.6	97t	1
6. Eric Guliford (1997-98)	61	1,559	25.6	102t	1
7. Tyrone Hughes (1993-96)	229	5,717	25.0	99t	3
8. Travaris Cadet (2012-16)	63	1,531	24.3	82	0
9. Michael Lewis (2001-06)	243	5,903	24.3	97t	3
10. Deuce McAllister (2001-09)	45	1,091	24.2	63	0

INTERCEPTIONS

	No.	Yds.	Avg.	Long	TD
1. Dave Waymer (1980-89)	37	395	10.7	44	0
2. Tommy Myers (1972-81)	36	621	17.3	97t	2
3. Sammy Knight (1997-2002)	28	464	16.6	91t	4
4. Gene Atkins (1987-93)	21	324	15.4	79	0
5. Dave Whitsett (1967-69)	19	236	12.4	41t	2
6. Johnnie Poe (1981-87)	17	267	15.7	40t	2
7. Toi Cook (1987-93)	16	280	17.5	63t	2
8. Ernie Jackson (1972-77)	15	187	12.5	46	0
Brett Maxie (1985-93)	15	206	13.7	50t	3
Marcus Williams (2017-21)	15	261	17.4	78	1

QUARTERBACK SACKS [SINCE 1982]

	No.
1. Rickey Jackson (1981-93)	115.0
2. Cameron Jordan (2011-)	107.0
3. Wayne Martin (1989-99)	82.5
4. Pat Swilling (1986-92)	76.5
5. Will Smith (2004-12)	67.5
6. Frank Warren (1981-89, 91-94)	52.5
7. Joe Johnson (1994-98, 2000-01)	50.5
8. La'Roi Glover (1997-2001)	50.0
9. Charles Grant (2002-09)	47.0
10. Jim Wilks (1981-93)	45.5

CAREER LEADERS

FIELD GOALS

	Att.	Made	Pct.	Long
1. Morten Andersen (1982-94)	389	302	.776	60
2. John Carney (2001-06, 09-10)	203	168	.828	53
3. Wil Lutz (2016-)	164	142	.866	58
4. Doug Brien (1995-2000)	149	123	.826	56
5. Garrett Hartley (2008-13)	101	82	.812	55
6. Charlie Durkee (1967-68, 71-72)	101	52	.515	47
7. Tom Dempsey (1969-70)	75	40	.533	63
8. Rich Szaro (1975-78)	57	37	.649	50
9. John Kasay (2011)	34	28	.824	53
10. Bill McClard (1973-75)	45	23	.511	47
Benny Ricardo (1980-81)	42	23	.548	47

GAMES PLAYED (MINIMUM 100) No.

	No.		No.
1. QB Drew Brees (2006-20)	228	30. RB Fred McAfee (1991-93, 2000-06)	122
2. K Morten Andersen (1982-94)	196	31. LB Vaughan Johnson (1986-93)	120
3. LB Rickey Jackson (1981-93)	195	32. S Brett Maxie (1985-93)	118
4. P Thomas Morstead (2009-20)	190	DE Charles Grant (2002-09)	118
5. DE Frank Warren (1981-89, 91-94)	189	34. TE Josh Hill (2013-20)	117
6. T Stan Brock (1980-92)	186	35. RB Mark Ingram II (2011-18, 21-)	113
7. DT/DE Jim Wilks (1981-93)	183	36. P Tommy Barnhardt (1987, 89-94, 99)	110
8. DE Cameron Jordan (2011-)	176	37. T Dave Lafary (1977-85)	109
9. TE Hoby Brenner (1981-93)	175	CB Fred Thomas (2000-07)	109
10. DT Wayne Martin (1989-99)	171	39. RB Dalton Hiliard (1986-93)	108
11. DT Derland Moore (1973-85)	170	K John Carney (2001-06, 09-10)	108
12. G Jahri Evans (2006-16)	169	41. LB Pat Swilling (1986-92)	107
13. T Zach Strief (2006-17)	158	S Gene Atkins (1987-93)	107
14. G/T Jim Dombrowski (1986-96)	151	43. G Jake Kupp (1967-75)	106
15. DB Dave Waymer (1980-89)	149	DE Joe Johnson (1994-98, 2000-01)	106
16. WR Marques Colston (2006-15)	146	45. DE/DT Willie Whitehead (1999-06)	105
17. LS Kevin Houser (2000-08)	144	RB Pierre Thomas (2007-14)	105
18. WR Eric Martin (1985-93)	143	47. DE/LB Renaldo Turnbull (1990-96)	104
19. C Joel Hilgenberg (1984-93)	142	48. DT Elex Price (1973-80)	103
20. DE Will Smith (2004-12)	139	S Malcolm Jenkins (2009-13, 20-21)	103
21. C John Hill (1975-84)	138	50. FB/RB Wayne Wilson (1979-86)	102
22. S Tommy Myers (1972-81)	136	DE/DT Bruce Clark (1982-88)	102
23. QB Archie Manning (1971-75, 77-82)	134	WR Joe Horn (2000-06)	102
TE John Tice (1983-92)	134	LS Justin Drescher (2010-16)	102
25. LB Sam Mills (1986-94)	133	54. TE Larry Hardy (1978-85)	101
26. T William Roaf (1993-2001)	131	CB Toi Cook (1987-93)	101
27. LB Joe Federspiel (1972-80)	130	WR Lance Moore (2005-13)	101
28. WR Devery Henderson (2004-12)	124	57. CB Johnnie Poe (1981-87)	100
S Roman Harper (2006-13, 2016)	124	C Jerry Fontenot (1997-2003)	100



YEARLY LEADERS

SCORING

		TD	PAT	FG	Points
1967 —	Charlie Durkee	-	27-27	14-32	69
1968 —	Charlie Durkee	-	27-27	19-37	84
1969 —	Tom Dempsey	-	33-35	22-41	99
1970 —	Tom Dempsey	-	16-17	18-34	70
1971 —	Charlie Durkee	-	24-25	16-23	72
1972 —	Danny Abramowicz	7	-	-	42
1973 —	Bill McClard	-	9-9	13-24	48
1974 —	Bill McClard	-	19-20	9-16	46
1975 —	Rich Szaro	-	17-17	10-16	47
1976 —	Rich Szaro	-	18-23	25-29	79
1977 —	Henry Childs	9	-	-	54
1978 —	Tony Galbreath	7	0-1	-	42
	Chuck Muncie	7	-	-	42
1979 —	Garo Yepremian	-	39-40	12-16	75
1980 —	Benny Ricardo	-	31-34	10-17	61
1981 —	George Rogers	13	-	-	78
1982 —	Wayne Wilson	5	-	-	30
1983 —	Morten Andersen	-	37-38	18-24	91
1984 —	Morten Andersen	-	34-34	20-27	94
1985 —	Morten Andersen	-	27-29	31-35	120
1986 —	Morten Andersen	-	30-30	26-30	108
1987 —	Morten Andersen	-	37-37	28-36	121
1988 —	Morten Andersen	-	32-33	26-36	110
1989 —	Dalton Hiliard	18	-	-	108
1990 —	Morten Andersen	-	29-29	21-27	92
1991 —	Morten Andersen	-	38-38	25-32	113
1992 —	Morten Andersen	-	33-34	29-34	120
1993 —	Morten Andersen	-	33-33	28-35	117
1994 —	Morten Andersen	-	32-32	28-39	116
1995 —	Doug Brien	-	16-16	12-17	52
1996 —	Doug Brien	-	18-18	21-25	81
1997 —	Doug Brien	-	22-22	23-27	91
1998 —	Doug Brien	-	31-31	20-22	91
1999 —	Doug Brien	-	20-21	24-29	92
2000 —	Doug Brien	-	37-37	23-29	106
2001 —	John Carney	-	32-32	27-31	113
2002 —	John Carney	-	37-37	31-35	130
2003 —	John Carney	-	36-37	22-30	102
2004 —	John Carney	-	38-38	22-27	104
2005 —	John Carney	-	22-22	25-32	97
2006 —	John Carney	-	46-47	23-25	115
2007 —	Marques Colston	11	-	-	66
2008 —	Pierre Thomas	12	-	-	72
2009 —	John Carney	-	50-52	13-17	89
2010 —	Garrett Hartley	-	40-40	20-25	100
2011 —	John Kasay	-	63-63	28-34	147
2012 —	Garrett Hartley	-	57-57	18-22	111
2013 —	Garrett Hartley	-	41-41	22-30	101
2014 —	Shayne Graham	-	46-47	19-22	103
2015 —	Kai Forbath	-	33-34	9-13	60
2016 —	Wil Lutz	-	49-50	28-34	133
2017 —	Wil Lutz	-	47-50	31-36	140
2018 —	Wil Lutz	-	52-53	28-30	136
2019 —	Wil Lutz	-	48-49	32-36	144
2020 —	Wil Lutz	-	57-58	23-28	126
	Alvin Kamara	21	-	-	126
2021 —	Brett Maher	-	10-12	16-18	58

YEARLY LEADERS

RUSHING YARDS

	Att.	Yds.	Avg.	Long	TD
1967 — Jim Taylor	130	390	3.0	16	2
1968 — Don McCall	155	637	4.1	48	4
1969 — Andy Livingston	181	761	4.2	18	5
1970 — Tony Baker	82	337	4.1	29	1
1971 — Jim Strong	95	404	4.3	39	3
1972 — Bob Gresham	121	381	3.1	23	3
1973 — Jess Phillipis	198	663	3.3	20	0
1974 — Alvin Maxson	165	714	4.3	66t	2
1975 — Mike Strachan	161	668	4.1	21	2
1976 — Chuck Muncie	149	659	4.4	51	2
1977 — Chuck Muncie	201	811	4.0	36	6
1978 — Tony Galbreath	186	635	3.4	20t	5
1979 — Chuck Muncie	238	1,198	5.0	69t	11
1980 — Jimmy Rogers	80	366	4.6	24	1
1981 — George Rogers	378	1,674	4.4	79t	13
1982 — George Rogers	122	535	4.4	38	3
1983 — George Rogers	256	1,144	4.5	76t	5
1984 — George Rogers	239	914	3.8	28	2
1985 — Wayne Wilson	168	645	3.8	41t	1
1986 — Rueben Mayes	286	1,353	4.7	50	8
1987 — Rueben Mayes	243	917	3.8	38	5
1988 — Dalton Hilliard	204	823	4.0	36	5
1989 — Dalton Hilliard	344	1,262	3.7	40	13
1990 — Craig Heyward	129	599	4.6	47t	4
1991 — Fred McAfee	109	494	4.5	34	2
1992 — Vaughn Dunbar	154	565	3.7	25	3
1993 — Derek Brown	180	705	3.9	60	2
1994 — Mario Bates	151	579	3.8	40	6
1995 — Mario Bates	244	951	3.9	66t	7
1996 — Mario Bates	164	584	3.6	33	4
1997 — Ray Zellars	156	552	3.5	27	4
1998 — Lamar Smith	138	457	3.3	33	1
1999 — Ricky Williams	253	884	3.5	25	2
2000 — Ricky Williams	248	1,000	4.0	26t	8
2001 — Ricky Williams	313	1,245	4.0	46	6
2002 — Deuce McAllister	325	1,388	4.3	62	13
2003 — Deuce McAllister	351	1,641	4.7	76t	8
2004 — Deuce McAllister	351	1,074	4.0	71	9
2005 — Antowain Smith	166	659	4.0	42	3
2006 — Deuce McAllister	244	1,057	4.3	57	10
2007 — Reggie Bush	157	581	3.7	22	4
2008 — Pierre Thomas	129	625	4.8	42t	9
2009 — Pierre Thomas	147	793	5.4	34t	6
2010 — Chris Ivory	137	716	5.2	55t	5
2011 — Darren Sproles	87	603	6.9	36	2
2012 — Mark Ingram II	156	602	3.9	31	5
2013 — Pierre Thomas	147	549	3.7	18	2
2014 — Mark Ingram II	226	964	4.3	31	9
2015 — Mark Ingram II	166	769	4.6	70	6
2016 — Mark Ingram II	205	1,043	5.1	75t	6
2017 — Mark Ingram II	230	1,124	4.9	72	12
2018 — Alvin Kamara	194	883	4.6	49t	14
2019 — Alvin Kamara	171	797	4.7	40t	5
2020 — Alvin Kamara	187	932	5.0	49	16
2021 — Alvin Kamara	240	898	3.7	30	4



RECORDS



YEARLY LEADERS

LONGEST RUSH

1967 — Don McCall, 48t at Washington, 12/17	1995 — Mario Bates, 66t at New England, 12/3
1968 — Don McCall, 48 vs. Washington, 9/22	1996 — Ray Zellars, 63 vs. Chicago, 10/13
1969 — Tony Baker, 54 at St. Louis, 11/2	1997 — Mario Bates, 74t vs. Detroit, 9/21
1970 — Tony Baker, 27 at St. Louis, 10/11	1998 — Lamar Smith, 33 at Indianapolis, 9/27
1971 — Jim Strong, 39 at San Francisco, 11/14	1999 — Billy Joe Tolliver, 33 at Chicago, 10/3
1972 — Bill Butler, 27 at Atlanta, 11/12	2000 — Fred McAfee, 40 vs. Carolina, 10/15; Jerald Moore, 40 vs. St. Louis, 12/24
1973 — Archie Manning, 23 at L.A. Rams, 11/11	2001 — Deuce McAllister, 54t at Atlanta, 12/9
1974 — Alvin Maxson, 66t vs. St. Louis, 12/8	2002 — Deuce McAllister, 62 vs. Green Bay, 9/15
1975 — Steve Rogers, 22 vs. Chicago, 12/21	2003 — Deuce McAllister, 76t at Philadelphia, 11/23
1976 — Tony Galbreath, 74t at Kansas City, 9/26	2004 — Deuce McAllister, 71 at Carolina, 1/2/05
1977 — Chuck Muncie, 36 vs. L.A. Rams, 10/30	2005 — Antowain Smith, 42 vs. Chicago, 11/6
1978 — Chuck Muncie, 28 at Atlanta, 11/26	2006 — Deuce McAllister, 57 vs. Tampa Bay, 10/8
1979 — Chuck Muncie, 69t vs. Atlanta, 9/2	2007 — Aaron Stecker, 26 vs. Philadelphia, 12/23
1980 — Tony Galbreath, 26 at L.A. Rams, 9/2	2008 — Reggie Bush, 43 vs. Atlanta, 12/7
1981 — George Rogers, 79t at Cleveland, 10/18	2009 — Reggie Bush, 55 at St. Louis, 11/15
1982 — George Rogers, 38 at San Francisco, 11/28	2010 — Chris Ivory, 55t at Cincinnati, 12/5
1983 — George Rogers, 76t vs. St. Louis, 9/4	2011 — Darren Sproles, 36 vs. Atlanta, 12/26
1984 — Hokie Gajan, 62t at Dallas, 10/21	2012 — Chris Ivory, 56t vs. Atlanta, 11/11
1985 — Earl Campbell, 45 at Atlanta, 12/22	2013 — Darren Sproles, 38 vs. Carolina, 12/8
1986 — Rueben Mayes, 50 vs. New England, 11/30	2014 — Joseph Morgan, 67 vs. Baltimore, 11/24
1987 — Rueben Mayes, 38 vs. San Francisco, 10/25	2015 — Mark Ingram II, 70 at Washington, 11/15
1988 — Craig Heyward, 73t vs. L.A. Raiders, 10/23	2016 — Mark Ingram II, 75t at San Francisco, 11/6
1989 — Dalton Hilliard, 40 vs. L.A. Rams, 11/26	2017 — Alvin Kamara, 74t at L.A. Rams, 11/26
1990 — Gill Fenerty, 60t at L.A. Rams, 12/9	2018 — Alvin Kamara, 49t at N.Y. Giants, 9/30
1991 — Dalton Hilliard, 65t at Atlanta, 9/29	2019 — Alvin Kamara, 40t at Tennessee, 12/22
1992 — Vaughn Dunbar, 25 at Atlanta, 9/20	2020 — Alvin Kamara, 49 vs. Green Bay, 9/27
1993 — Lorenzo Neal, 74t at Atlanta, 9/12	2021 — Taysom Hill, 44t at N.Y. Jets, 12/19
1994 — Mario Bates, 40 vs. Dallas, 12/19	

PASSING YARDS

	Att.	Comp.	Yards	Pct.	Long	Int	TD
1967 — Gary Cuozzo	260	134	1,562	51.5	49	12	7
1968 — Billy Kilmer	315	167	2,060	53.0	51	17	15
1969 — Billy Kilmer	360	193	2,532	53.6	52	17	20
1970 — Billy Kilmer	237	135	1,557	56.9	46	17	6
1971 — Edd Hargett	210	96	1,191	45.7	49	5	6
1972 — Archie Manning	448	230	2,781	51.3	66t	21	18
1973 — Archie Manning	267	140	1,642	52.4	65t	12	10
1974 — Archie Manning	261	134	1,429	51.3	79t	16	6
1975 — Archie Manning	338	159	1,685	47.0	71t	17	7
1976 — Bobby Douglass	212	103	1,288	48.6	74	8	4
1977 — Archie Manning	205	113	1,284	55.1	59t	9	8
1978 — Archie Manning	471	291	3,416	61.8	71t	16	17
1979 — Archie Manning	420	252	3,169	60.0	85	20	15
1980 — Archie Manning	509	309	3,716	60.7	56	20	23
1981 — Archie Manning	232	134	1,447	57.8	55	11	5
1982 — Ken Stabler	189	117	1,343	61.9	48	10	6
1983 — Ken Stabler	311	176	1,988	56.6	48	18	9
1984 — Richard Todd	312	161	2,178	51.6	74	19	11
1985 — Dave Wilson	293	145	1,843	49.5	50	15	11
1986 — Dave Wilson	342	189	2,353	55.3	63t	12	7
1987 — Bobby Hebert	294	164	2,119	55.8	67	9	15
1988 — Bobby Hebert	478	280	3,156	58.6	40t	15	20
1989 — Bobby Hebert	353	222	2,686	62.9	54t	15	15
1990 — Steve Walsh	327	175	1,970	53.5	58	13	12
1991 — Bobby Hebert	248	149	1,676	60.1	65t	8	9
1992 — Bobby Hebert	422	249	3,287	59.0	72t	16	19
1993 — Wade Wilson	388	221	2,457	57.0	42t	15	12
1994 — Jim Everett	540	346	3,855	64.1	78t	18	22
1995 — Jim Everett	567	345	3,970	60.8	70t	14	26

YEARLY LEADERS

PASSING YARDS, CONTINUED		Att.	Comp.	Yards	Pct.	Long	Int	TD
1996 —	Jim Everett	464	267	3,117	57.5	51	16	12
1997 —	Heath Shuler	203	106	1,288	52.2	89t	14	2
1998 —	Billy Joe Tolliver	199	110	1,427	55.3	82t	4	8
1999 —	Billy Joe Tolliver	268	139	1,916	51.9	57	16	7
2000 —	Jeff Blake	302	184	2,025	60.9	49t	9	13
2001 —	Aaron Brooks	558	312	3,832	55.9	63	22	26
2002 —	Aaron Brooks	528	283	3,685	53.6	64	15	27
2003 —	Aaron Brooks	518	306	3,546	59.1	76t	8	24
2004 —	Aaron Brooks	542	309	3,810	57.0	57	16	21
2005 —	Aaron Brooks	431	240	2,882	55.7	66	17	13
2006 —	Drew Brees	554	356	4,418	64.3	86t	11	26
2007 —	Drew Brees	652	440	4,423	67.5	58	18	28
2008 —	Drew Brees	635	413	5,069	65.0	84t	17	34
2009 —	Drew Brees	514	363	4,388	70.6	75t	11	34
2010 —	Drew Brees	658	448	4,620	68.1	80t	22	33
2011 —	Drew Brees	657	468	5,476	71.2	79t	14	46
2012 —	Drew Brees	670	422	5,177	63.0	80t	19	43
2013 —	Drew Brees	650	446	5,162	68.6	76t	12	39
2014 —	Drew Brees	659	456	4,952	69.2	69t	17	33
2015 —	Drew Brees	627	428	4,870	68.3	80t	11	32
2016 —	Drew Brees	673	471	5,208	70.0	98t	15	37
2017 —	Drew Brees	536	386	4,334	72.0	54t	8	23
2018 —	Drew Brees	489	364	3,992	74.4	72t	5	32
2019 —	Drew Brees	378	281	2,979	74.3	61t	4	27
2020 —	Drew Brees	390	275	2,942	70.5	52t	6	24
2021 —	Jameis Winston	161	95	1,170	59.0	72t	3	14

LONGEST PASS COMPLETION

1967 —	96, Billy Kilmer to Walter Roberts at Philadelphia, 11/19
1968 —	51, Billy Kilmer to Jim Hester vs. Pittsburgh, 12/15
1969 —	70, Jim Ninowski to Don Shy at L.A. Rams, 10/5
1970 —	49, Edd Hargett to Bob Shaw at Cincinnati, 11/29
1971 —	63, Archie Manning to Danny Abramowicz at Houston, 10/3
1972 —	66t, Archie Manning to Dave Parks at N.Y. Giants, 10/8
1973 —	65t, Archie Manning to Jubilee Dunbar at Los Angeles, 11/11
1974 —	79t, Archie Manning to Bob Newland vs. Los Angeles, 11/17
1975 —	71t, Archie Manning to Larry Burton vs. Atlanta, 11/2
1976 —	74, Bobby Douglass to Tinker Owens vs. San Francisco, 12/12
1977 —	59t, Archie Manning to Henry Childs vs. Green Bay, 9/18
1978 —	71t, Archie Manning to Larry Hardy at Atlanta, 11/26
1979 —	85, Archie Manning to Wes Chandler at San Francisco, 9/23
1980 —	56, Archie Manning to Brooks Williams vs. Atlanta, 10/19
1981 —	55, Archie Manning to Wayne Wilson at Cleveland, 10/18
1982 —	48, Ken Stabler to Aundra Thompson at Chicago, 9/19
1983 —	48, Ken Stabler to Kenny Duckett at L.A. Rams, 9/11
1984 —	74, Richard Todd to Tyrone Young at Chicago, 10/7
1985 —	76t, Bobby Hebert to Eugene Goodlow vs. San Francisco, 12/15
1986 —	84, Bobby Hebert to Eric Martin vs. Green Bay, 9/14
1987 —	82t, John Fourcade to Mike Waters vs. L.A. Rams, 10/4
1988 —	40, Bobby Hebert to John Tice vs. Dallas, 10/3
	40t, Bobby Hebert to Eric Martin vs. Denver, 11/20
1989 —	54t, Bobby Hebert to Floyd Turner at Rams, 10/22
	54t, John Fourcade to Dalton Hilliard at Buffalo, 12/10
1990 —	68t, John Fourcade to Floyd Turner at Atlanta, 10/7
1991 —	65t, Bobby Hebert to Floyd Turner vs. Chicago, 10/27
1992 —	72t, Bobby Hebert to Wesley Carroll vs. Chicago, 9/13
1993 —	63t, Mike Buck to Quinn Early at Pittsburgh, 10/17
1994 —	78t, Jim Everett to Michael Haynes at Atlanta, 12/11
1995 —	70t, Jim Everett to Quinn Early vs. Atlanta, 9/17
1996 —	57t, Doug Nussmeier to Terry Guess vs. Atlanta, 12/8



YEARLY LEADERS

LONGEST PASS COMPLETION, CONTINUED

- 1997 — 89t, Heath Shuler to Randal Hill at Chicago, 10/5
 1998 — 89t, Kerry Collins to Andre Hastings vs. Dallas, 12/6
 1999 — 90t, Billy Joe Hobert to Eddie Kennison vs. Atlanta, 10/10
 2000 — 53t, Aaron Brooks to Willie Jackson vs. Oakland, 11/19
 2001 — 63, Aaron Brooks to Willie Jackson at San Francisco, 11/11
 2002 — 64, Aaron Brooks to Jerome Pathon vs. Pittsburgh, 10/6
 2003 — 76t, Aaron Brooks to Donté Stallworth vs. Dallas, 12/28
 2004 — 57, Aaron Brooks to Joe Horn vs. Kansas City, 11/14
 2005 — 66, Aaron Brooks to Devery Henderson at Minnesota, 9/25
 2006 — 86t, Drew Brees to Marques Colston at Carolina, 10/1
 2007 — 58, Drew Brees to David Patten at Tampa Bay, 9/16
 2008 — 84t, Drew Brees to Devery Henderson vs. Tampa Bay, 9/7
 2009 — 75t, Drew Brees to Devery Henderson vs. New England, 11/30
 2010 — 80t, Drew Brees to Lance Moore vs. Atlanta, 9/26
 2011 — 79t, Drew Brees to Devery Henderson vs. Chicago, 9/18
 2012 — 80t, Drew Brees to Joseph Morgan at Green Bay, 9/30
 2013 — 76t, Drew Brees to Kenny Stills vs. Tampa Bay, 12/29
 2014 — 69t, Drew Brees to Kenny Stills at Pittsburgh, 11/30
 2015 — 80t, Drew Brees to C.J. Spiller vs. Dallas, 10/4
 2016 — 98t, Drew Brees to Brandin Cooks vs. Oakland, 9/11
 2017 — 54t, Drew Brees to Ted Ginn Jr. vs. Atlanta, 12/24
 54, Drew Brees to Brandon Coleman vs. Chicago, 10/29
2018 — 72t, Drew Brees to Michael Thomas vs. L.A. Rams, 11/4
 2019 — 61t, Drew Brees to Jared Cook at Tennessee, 12/22
2020 — 52t, Drew Brees to Alvin Kamara vs. Green Bay, 9/27
2021 — 72t, Jameis Winston to Deonte Harris at Washington, 10/10

RECEIVING YARDS

	No.	Yds.	Avg.	Long	TD
1967 — Danny Abramowicz	50	721	14.4	80t	6
1968 — Danny Abramowicz	54	890	16.4	47t	7
1969 — Danny Abramowicz	73	1,015	13.9	49t	7
1970 — Danny Abramowicz	55	906	16.5	48	5
1971 — Danny Abramowicz	37	657	17.8	63	5
1972 — Bob Newland	47	579	12.3	42	2
1973 — John Beasley	31	280	9.0	22	1
1974 — Alvin Maxson	42	294	7.0	22	1
1975 — Alvin Maxson	41	234	5.7	33	0
1976 — Tony Galbreath	54	420	7.8	35	1
1977 — Tony Galbreath	41	265	6.5	30	0
1978 — Tony Galbreath	74	582	7.9	35	2
1979 — Wes Chandler	65	1,069	16.4	85	6
1980 — Wes Chandler	65	975	15.0	50	6
1981 — Jack Holmes	38	206	5.4	19	0
1982 — Jeff Groth	30	383	12.8	39	1
1983 — Jeff Groth	49	585	11.9	42	1
1984 — Hokie Gajan	35	288	8.2	51	2
1985 — Hoby Brenner	42	652	15.5	30	3
1986 — Mike Jones	48	625	13.0	45	3
1987 — Eric Martin	44	778	17.7	67	7
1988 — Eric Martin	85	1,083	12.7	40t	7
1989 — Eric Martin	68	1,090	16.0	53t	8
1990 — Eric Martin	63	912	14.5	58	5
1991 — Eric Martin	66	803	12.2	30	4
1992 — Eric Martin	68	1,041	15.3	52t	5
1993 — Eric Martin	66	950	14.4	54t	3
1994 — Quinn Early	82	894	10.9	33	4
1995 — Quinn Early	81	1,087	13.4	70t	8
1996 — Torrance Small	50	558	11.2	41	2
1997 — Randal Hill	55	761	13.8	89t	2
1998 — Sean Dawkins	53	823	15.5	64t	1

YEARLY LEADERS

RECEIVING YARDS, CONTINUED

	No.	Yds.	Avg.	Long	TD
1999 — Eddie Kennison	61	835	13.7	90t	4
2000 — Joe Horn	94	1,340	14.3	52	8
2001 — Joe Horn	83	1,265	15.2	56	9
2002 — Joe Horn	88	1,312	14.9	63	7
2003 — Joe Horn	78	973	12.5	50t	10
2004 — Joe Horn	94	1,399	14.9	57	11
2005 — Donté Stallworth	70	945	13.5	43	7
2006 — Marques Colston	70	1,038	14.8	86t	8
2007 — Marques Colston	98	1,202	12.3	45	11
2008 — Lance Moore	79	928	11.7	70t	10
2009 — Marques Colston	70	1,074	15.3	68	9
2010 — Marques Colston	84	1,023	12.2	43	7
2011 — Jimmy Graham	99	1,310	13.2	59	11
2012 — Marques Colston	83	1,154	13.9	60	10
2013 — Jimmy Graham	86	1,215	14.1	56t	16
2014 — Kenny Stills	63	931	14.8	69t	3
2015 — Brandin Cooks	84	1,138	13.5	71t	9
2016 — Brandin Cooks	78	1,173	15.0	98t	8
2017 — Michael Thomas	104	1,245	12.0	43	5
2018 — Michael Thomas	125	1,405	11.2	72t	9
2019 — Michael Thomas	149	1,725	11.6	49	9
2020 — Alvin Kamara	83	756	9.1	52t	5
2021 — Marquez Callaway	46	698	15.2	58	6

RECEIVING AVERAGE

[MINIMUM 20 RECEPTIONS]

	No.	Yds.	Avg.	Long	TD
1967 — Ray Poage	24	380	15.8	65	0
1968 — Danny Abramowicz	54	800	16.5	47t	7
1969 — Al Dodd	37	600	16.2	52	1
1970 — Al Dodd	28	484	17.3	45t	1
1971 — Danny Abramowicz	37	657	17.8	63t	5
1972 — Danny Abramowicz	38	668	17.6	51	7
1973 — Jubilee Dunbar	23	447	19.4	65t	4
1974 — Bob Newland	27	490	18.1	79t	2
1975 — Paul Seal	28	414	14.8	38	1
1976 — Don Herrmann	34	535	15.7	57	0
1977 — Henry Childs	33	518	15.7	59t	9
1978 — Henry Childs	53	869	16.4	52	4
1979 — Henry Childs	51	846	16.6	51	5
1980 — Ike Harris	37	692	18.7	44t	6
1981 — Jeff Groth	20	380	19.0	54	1
1982 — Jeff Groth	30	383	12.8	39	1
1983 — Hobby Brenner	41	574	14.0	38t	3
1984 — Tyrone Young	29	597	20.6	74	3
1985 — Eugene Goodlow	32	603	18.8	76t	3
1986 — Eric Martin	37	675	18.2	84	5
1987 — Eric Martin	44	778	17.7	67	7
1988 — Eric Martin	85	1,083	12.7	40t	7
1989 — Brett Perriman	20	356	17.8	47	0
1990 — Floyd Turner	21	396	18.9	68t	4
1991 — Quinn Early	32	541	16.9	52	2
1992 — Quinn Early	30	556	18.9	59t	5
1993 — Quinn Early	45	670	14.9	63t	6
1994 — Torrance Small	49	719	14.7	75t	5
1995 — Michael Haynes	41	597	14.6	48	4
1996 — Michael Haynes	44	786	17.9	51	4
1997 — Andre Hastings	48	722	15.0	39	5
1998 — Keith Poole	24	509	21.2	82t	2
1999 — Keith Poole	42	796	19.0	67t	6
2000 — Joe Horn	94	1,340	14.3	52	8



YEARLY LEADERS

RECEIVING AVERAGE, CONTINUED

	No.	Yds.	Avg.	Long	TD
2001 — Joe Horn	83	1,265	15.2	56	9
2002 — Jake Reed	21	360	17.1	54	3
2003 — Donté Stallworth	25	485	19.4	76t	3
2004 — Jerome Pathon	34	581	17.1	38	1
2005 — Devery Henderson	22	343	15.6	66	3
2006 — Devery Henderson	32	745	23.3	76t	5
2007 — Devery Henderson	20	409	20.5	54	3
2008 — Devery Henderson	32	793	24.8	84t	3
2009 — Robert Meachem	45	722	16.0	54t	9
2010 — Robert Meachem	44	638	14.5	55	5
2011 — Devery Henderson	32	503	15.7	79t	2
2012 — Lance Moore	65	1,041	16.0	51	6
2013 — Kenny Stills	32	641	20.0	76t	5
2014 — Marques Colston	59	902	15.3	57	5
2015 — Willie Snead IV	69	984	14.3	63	3
2016 — Brandin Cooks	78	1,173	15.0	98t	8
2017 — Brandon Coleman	23	364	15.8	54	3
2018 — Tre'Quan Smith	28	427	15.3	62t	5
2019 — Jared Cook	43	705	16.4	61t	9
2020 — Jared Cook	37	504	13.6	46	7
2021 — Deonte Harris	36	570	15.8	72t	3

PUNTS No.

	Yds.	Avg.	Long	
1967 — Tom McNeill	74	3,174	42.9	66
1968 — Tom McNeill	49	2,009	41.0	58
1969 — Olie Cordill	42	1,719	40.9	58
1970 — Julian Fagan	77	3,269	42.5	64
1971 — Julian Fagan	77	3,188	41.4	64
1972 — Julian Fagan	71	2,899	40.8	71
1973 — Steve O'Neal	81	3,375	41.7	71
1974 — Tom Blanchard	88	3,704	42.1	71
1975 — Tom Blanchard	92	3,776	41.0	61
1976 — Tom Blanchard	101	3,974	39.3	63
1977 — Tom Blanchard	82	3,474	42.4	66
1978 — Tom Blanchard	84	3,532	42.0	61
1979 — Rick Partridge	57	2,330	40.9	61
1980 — Russell Erxleben	89	3,499	39.3	57
1981 — Russell Erxleben	66	2,672	40.5	60
1982 — Russell Erxleben	46	1,976	43.0	60
1983 — Russell Erxleben	74	3,034	41.0	60
1984 — Brian Hansen	69	3,020	43.8	66
1985 — Brian Hansen	89	3,763	42.3	58
1986 — Brian Hansen	81	3,456	42.7	66
1987 — Brian Hansen	52	2,104	40.5	60
1988 — Brian Hansen	72	2,913	40.5	64
1989 — Tommy Barnhardt	55	2,179	39.6	56
1990 — Tommy Barnhardt	70	2,990	42.7	65
1991 — Tommy Barnhardt	86	3,743	43.5	61
1992 — Tommy Barnhardt	67	2,947	44.0	62
1993 — Tommy Barnhardt	77	3,356	43.6	58
1994 — Tommy Barnhardt	67	2,920	43.6	57
1995 — Klaus Wilmsmeyer	73	2,965	40.6	53
1996 — Klaus Wilmsmeyer	87	3,551	40.8	63
1997 — Mark Royals	88	4,038	45.9	66
1998 — Mark Royals	88	4,017	45.6	64
1999 — Tommy Barnhardt	82	3,262	39.8	52
2000 — Toby Gowin	74	3,043	41.1	58
2001 — Toby Gowin	76	3,180	41.8	62
2002 — Toby Gowin	61	2,553	41.9	59
2003 — Mitch Berger	71	3,144	44.3	59

YEARLY LEADERS

2004 — Mitch Berger	85	3,704	43.6	63
2005 — Mitch Berger	71	3,066	43.2	69
2006 — Steve Weatherford	77	3,369	43.8	59
2007 — Steve Weatherford	63	2,757	43.8	61
2008 — Steve Weatherford	26	1,094	42.1	61
2009 — Thomas Morstead	58	2,528	43.6	60
2010 — Thomas Morstead	57	2,618	45.9	64
2011 — Thomas Morstead	46	2,224	48.3	64
2012 — Thomas Morstead	74	3,707	50.1	70
2013 — Thomas Morstead	61	2,859	46.9	61
2014 — Thomas Morstead	58	2,690	46.4	63
2015 — Thomas Morstead	56	2,551	45.6	58
2016 — Thomas Morstead	57	2,751	48.3	66
2017 — Thomas Morstead	60	2,822	47.0	68
2018 — Thomas Morstead	43	1,996	46.4	60
2019 — Thomas Morstead	60	2,770	43.1	64
2020 — Thomas Morstead	62	2,674	43.1	58
2021 — Blake Gillikin	83	3,956	47.7	63

PUNT RETURNS

	No.	Yds.	Avg.	Long	TD
1967 — Walter Roberts	11	50	4.5	11	0
1968 — John Gilliam	15	60	4.0	21	0
1969 — Al Dodd	15	106	7.1	21	0
1970 — Al Dodd	14	129	9.2	41	0
1971 — Al Dodd	13	88	6.8	14	0
1972 — Tommy Myers	9	43	4.8	10	0
1973 — Howard Stevens	17	171	10.1	37	0
1974 — Howard Stevens	37	376	10.2	40	0
1975 — Gil Chapman	17	207	12.2	42	0
1976 — Pete Athas	35	332	9.5	67	0
1977 — Rich Mauti	37	281	7.6	33	0
1978 — Wes Chandler	34	233	6.9	32	0
1979 — Rich Mauti	27	218	8.1	33	0
1980 — Rich Mauti	11	111	10.1	18	0
1981 — Jeff Groth	37	436	11.8	36	0
1982 — Jeff Groth	21	144	6.9	18	0
1983 — Jeff Groth	39	275	7.1	30	0
1984 — Jitter Fields	27	236	8.7	61	0
1985 — Willie Tullis	17	141	8.3	17	0
1986 — Eric Martin	24	227	9.5	39	0
1987 — Mel Gray	24	352	14.7	80	0
1988 — Mel Gray	25	305	12.2	66t	1
1989 — Rod Harris	27	196	7.3	20	0
1990 — Vince Buck	37	305	8.2	33	0
1991 — Vince Buck	31	260	8.4	52	0
1992 — Patrick Newman	23	158	6.9	18	0
1993 — Tyrone Hughes	37	503	13.6	83t	2
1994 — Tyrone Hughes	21	143	6.8	35	0
1995 — Tyrone Hughes	28	262	9.4	74	0
1996 — Tyrone Hughes	30	152	5.1	16	0
1997 — Eric Guliford	47	498	10.6	32	0
1998 — Andre Hastings	22	307	14.0	76	0
1999 — Eddie Kennison	35	258	7.4	18	0
2000 — Chad Morton	30	278	9.3	51	0
2001 — Wane McGarity	19	183	9.6	42	0
2002 — Michael Lewis	44	625	14.2	83t	1
2003 — Michael Lewis	30	275	9.2	27	0
2004 — Michael Lewis	34	382	11.2	53	0
2005 — Az-Zahir Hakim	34	260	7.6	42	0
2006 — Reggie Bush	28	216	7.7	65t	1
2007 — Lance Moore	20	185	9.3	48	0
2008 — Reggie Bush	20	270	13.5	71t	3



YEARLY LEADERS

PUNT RETURNS, CONTINUED

	No.	Yds.	Avg.	Long	TD
2009 — Reggie Bush	27	130	4.8	23	0
2010 — Reggie Bush	14	92	6.6	43	0
2011 — Darren Sproles	29	294	10.1	72t	1
2012 — Darren Sproles	23	183	8.0	37	0
2013 — Darren Sproles	29	194	6.7	28	0
2014 — Brandin Cooks	10	35	3.5	15	0
2015 — Marcus Murphy	28	261	9.3	74t	1
2016 — Tommylee Lewis	14	160	11.4	59	0
2017 — Ted Ginn Jr.	19	103	5.4	17	0
2018 — Alvin Kamara	12	82	6.8	16	0
2019 — Deonte Harris	36	338	9.4	53t	1
2020 — Deonte Harris	17	207	12.2	42	0
2021 — Deonte Harris	21	19	9.5	26	0

KICKOFF RETURNS

	No.	Yds.	Avg.	Long	TD
1967 — Walter Roberts	28	737	26.3	91t	1
1968 — Gene Howard	23	533	23.2	36	0
1969 — Tom Barrington	17	394	23.2	54	0
1970 — Ken Burrough	15	298	19.9	38	0
Al Dodd	15	319	21.3	32	0
1971 — Virgil Robinson	19	443	23.3	51	0
1972 — Margene Adkins	43	1,020	23.7	61	0
1973 — Howard Stevens	26	590	22.7	48	0
1974 — Howard Stevens	33	749	22.7	41	0
1975 — Gil Chapman	28	614	21.9	36	0
1976 — Tony Galbreath	20	399	19.9	32	0
1977 — Rich Mauti	27	609	22.6	38	0
1978 — Wes Chandler	32	760	23.8	38	0
1979 — Rich Mauti	36	801	22.2	39	0
1980 — Jimmy Rogers	41	930	22.7	88	0
1981 — Wayne Wilson	31	722	23.3	57	0
1982 — Aundra Thompson	10	211	21.1	35	0
1983 — Kenny Duckett	33	719	21.8	61	0
1984 — Kenny Duckett	29	580	20.0	39	0
1985 — Edward Anthony	23	476	20.7	52	0
Willie Tullis	23	480	20.9	62	0
1986 — Mel Gray	31	866	27.9	101t	1
1987 — Mel Gray	30	636	21.2	43	0
1988 — Mel Gray	32	670	20.9	39	0
1989 — Rod Harris	19	378	19.9	39	0
1990 — Gil Fenerty	28	572	20.4	58	0
1991 — Gene Atkins	20	368	18.4	27	0
1992 — Fred McAfee	19	393	20.7	38	0
1993 — Tyrone Hughes	30	753	25.1	99t	1
1994 — Tyrone Hughes	63	1,556	24.7	98t	2
1995 — Tyrone Hughes	66	1,617	24.5	83	0
1996 — Tyrone Hughes	70	1,791	25.6	58	0
1997 — Eric Guliford	43	1,128	26.2	102t	1
1998 — Qadry Ismail	28	590	21.1	39	0
1999 — Dino Philyaw	53	1,165	22.0	55	0
2000 — Chad Morton	44	1,029	23.4	68	0
2001 — Deuce McAllister	45	1,091	24.2	63	0
2002 — Michael Lewis	70	1,807	25.8	97t	2
2003 — Michael Lewis	45	1,068	23.7	53	0
2004 — Michael Lewis	51	1,215	23.8	96t	1
2005 — Aaron Stecker	31	672	21.7	46	0
2006 — Michael Lewis	37	914	24.7	51	0
2007 — Pierre Thomas	36	865	24.0	64	0
2008 — Pierre Thomas	31	793	25.6	88	0
2009 — Courtney Roby	42	1,154	27.5	97t	1

YEARLY LEADERS

KICKOFF RETURNS, CONTINUED

	No.	Yds.	Avg.	Long	TD
2010 — Courtney Roby	33	785	23.8	39	0
2011 — Darren Sproles	40	1,089	27.2	92	0
2012 — Travaris Cadet	26	690	26.5	75	0
2013 — Darren Sproles	12	255	21.3	32	0
2014 — Travaris Cadet	15	364	24.3	34	0
2015 — Marcus Murphy	12	300	25.0	35	0
2016 — Travaris Cadet	10	144	14.4	25	0
2017 — Tommylee Lewis	13	307	23.6	39	0
2018 — Taysom Hill	14	348	24.9	47	0
2019 — Deonte Harris	24	644	26.8	51	0
2020 — Deonte Harris	16	436	27.3	75	0
2021 — Deonte Harris	29	690	23.8	39	0

INTERCEPTIONS

	No.	Yds.	Avg.	Long	TD
1967 — Dave Whitsell	10	178	17.8	41t	2
1968 — Dave Whitsell	6	44	7.3	32	0
1969 — Elijah Nevett	3	20	6.7	20	0
1970 — Hugo Hollas	5	79	15.8	29	0
1971 — Delles Howell	5	120	24.0	60	0
Hugo Hollas	5	56	11.2	25	0
1972 — Bivian Lee	4	65	16.3	32	0
1973 — Ernie Jackson	3	40	13.3	23	0
Tommy Myers	3	33	11.0	20	0
Jim Merlo	3	25	8.3	16	0
Bivian Lee	3	23	7.7	12	0
1974 — Ernie Jackson	4	53	13.3	28	0
Terry Schmidt	4	27	6.8	24t	1
1975 — Tommy Myers	5	83	16.6	29	0
1976 — Jim Merlo	4	142	35.5	83t	2
1977 — Chuck Crist	4	6	1.5	6	0
1978 — Tommy Myers	6	167	27.8	97t	1
1979 — Tommy Myers	7	127	18.1	52t	1
1980 — Tommy Myers	5	96	19.2	48	0
1981 — Dave Waymer	4	54	13.5	31	0
1982 — Russell Gary	2	25	12.5	19	0
Dennis Winston	2	-2	-1.0	0	0
1983 — Johnnie Poe	7	146	20.9	31t	1
1984 — Dave Waymer	4	9	2.3	9	0
1985 — Dave Waymer	6	49	8.2	28	0
1985 — Dave Waymer	6	49	8.2	28	0
1986 — Dave Waymer	9	48	5.3	17	0
1987 — Dave Waymer	5	78	15.6	35	0
Reggie Sutton	5	68	13.6	26	0
1988 — Gene Atkins	4	42	10.5	40	0
1989 — Dave Waymer	6	66	11.0	42	0
1990 — Brett Maxie	2	88	44.0	50t	1
Toi Cook	2	55	27.5	50	0
Gene Atkins	2	15	7.5	15	0
Bennie Thompson	2	0	0.0	0	0
1991 — Gene Atkins	5	198	39.6	79	0
Vince Buck	5	12	2.4	12	0
1992 — Toi Cook	6	90	15.0	48t	1
1993 — Gene Atkins	3	59	19.7	37	0
1994 — Jimmy Spencer	5	24	4.8	11	0
1995 — Jimmy Spencer	4	11	2.8	9	0
1996 — Anthony Newman	3	40	13.3	21	0
Greg Jackson	3	24	8.0	10	0
1997 — Sammy Knight	5	75	15.0	39	0
1998 — Sammy Knight	6	171	28.5	91t	2
1999 — Ashley Ambrose	6	27	4.5	16	0



YEARLY LEADERS

2000	—	Sammy Knight	5	68	13.6	37t	2
2001	—	Sammy Knight	6	114	19.0	40	0
2002	—	Fred Thomas	5	80	16.0	43	0
		Sammy Knight	5	36	7.2	17	0
2003	—	Fred Thomas	4	47	11.8	20	0
2004	—	Mike McKenzie	5	19	3.8	14	0
2005	—	Jason Craft	3	63	21.0	39	0
2006	—	Mike McKenzie	2	54	27.0	54	0
		Scott Fujita	2	19	9.5	19	0
		Josh Bullocks	2	14	7.0	14	0
		Omar Stoutmire	2	10	5.0	10	0
2007	—	Mike McKenzie	3	161	53.7	75t	2
		Roman Harper	3	58	19.3	31t	1
		Jason David	3	21	7.0	19	0
2008	—	Jason David	5	83	16.6	42	0
2009	—	Darren Sharper	9	376	41.8	99t	3
2010	—	Malcolm Jenkins	2	105	52.5	96t	1
		Jabari Greer	2	50	25.0	26	1
2011	—	Patrick Robinson	4	31	7.8	25	0
2012	—	Jabari Greer	3	31	10.3	28	0
		Patrick Robinson	3	99	33.0	99t	1
2013	—	Keenan Lewis	4	34	8.5	20	0
2014	—	Kenny Vaccaro	2	45	22.5	45	0
		Keenan Lewis	2	2	1.0	2	0
		Patrick Robinson	2	2	1.0	2	0
		Pierre Warren	2	53	26.5	32	0
		Corey White	2	2	1.0	2	0
2015	—	Delvin Breaux	3	22	7.3	22	0
2016	—	Jairus Byrd	2	35	17.5	24	0
		Kenny Vaccaro	2	30	15.0	30	0
		Sterling Moore	2	8	4.0	8	0
2017	—	Marshon Lattimore	5	85	17.0	33	1
2018	—	Marcus Williams	2	100	50.0	78	0
		Eli Apple	2	29	14.5	29	0
		Chris Banjo	2	0	0.0	0	0
		Marshon Lattimore	2	0	0.0	0	0
2019	—	Marcus Williams	4	56	14.0	55t	1
2020	—	Marcus Williams	3	37	12.3	20	0
		Malcolm Jenkins	3	58	19.3	48	0
		Janoris Jenkins	3	53	17.7	36t	1
2021	—	P.J. Williams	3	86	28.7	46	1
		Paulson Adebo	3	50	16.7	33	0
		C.J. Gardner-Johnson	3	45	15.0	26	0
		Marshon Lattimore	3	35	11.7	20	0

QUARTERBACK SACKS

	No.	Yds.		
1982	—	Bruce Clark, DE	5.5	51
1983	—	Rickey Jackson, LB	12	81.5
1984	—	Rickey Jackson, LB	12	95
1985	—	Rickey Jackson, LB	11	89
1986	—	James Geathers, DE	9	73
		Rickey Jackson, LB	9	71
1987	—	Pat Swilling, LB	10.5	87
1988	—	Rickey Jackson, LB	7	66
		Pat Swilling, LB	7	65
1989	—	Pat Swilling, LB	16.5	164
1990	—	Pat Swilling, LB	11	68
1991	—	Pat Swilling, LB	17	139
1992	—	Wayne Martin, DE	15	102
1993	—	Renaldo Turnbull, LB	13	73
1994	—	Darion Conner, LB	10	66

YEARLY LEADERS

1995 — Wayne Martin, DT	13	89
1996 — Wayne Martin, DT	11	84.5
1997 — Wayne Martin, DT	10.5	60
1998 — La'Roi Glover, DT	10	83
1999 — La'Roi Glover, DT	8.5	47
2000 — La'Roi Glover, DT	17	112
2001 — Charlie Clemons, LB	13.5	96
2002 — Darren Howard, DE	8	51
2003 — Charles Grant, DE	10	42
2004 — Darren Howard, DE	11	64
2005 — Will Smith, DE	8.5	60
2006 — Will Smith, DE	10.5	79.5
2007 — Will Smith, DE	7	41
2008 — Bobby McCray, DE	6	35
2009 — Will Smith, DE	13	68.5
2010 — Sedrick Ellis, DT	6	48
2011 — Roman Harper, S	7.5	55
2012 — Cameron Jordan, DE	8	54
2013 — Cameron Jordan, DE	12.5	101.5
2014 — Junior Galette, OLB	10.0	55.0
2015 — Cameron Jordan, DE	10.0	67.0
2016 — Cameron Jordan, DE	7.5	51.5
2017 — Cameron Jordan, DE	13.0	93.5
2018 — Cameron Jordan, DE	12.0	67.0
2019 — Cameron Jordan, DE	15.5	98.0
2020 — Trey Hendrickson, DE	13.5	71.0
2021 — Cameron Jordan, DE	12.5	75.5

INDIVIDUAL RECORDS

SERVICE

Most Seasons

15	Drew Brees, 2006-20
13	Morten Andersen, 1982-94 Hoby Brenner, 1981-93 Stan Brock, 1980-92 Rickey Jackson, 1981-93 Derland Moore, 1973-85 Frank Warren, 1981-89,91-94 Jim Wilks, 1981-93

Most Games

228	Drew Brees, 2006-20
196	Morten Andersen, 1982-94
195	Rickey Jackson, 1981-93
190	Thomas Morstead, 2009-20

SCORING

TOTAL POINTS

Career

1,318	Morten Andersen, 1982-94 (302 FG, 412 PAT)
768	John Carney, 2001-06,09-10 (168 FG, 264 PAT)
679	Wil Lutz, 2016- (142 FG, 253 PAT)
513	Doug Brien, 1995-2000 (123 FG, 144 PAT)
432	Marques Colston, 2006-15 (72 TD)

Season

147	John Kasay, 2011 (28 FG, 63 PAT)
144	Wil Lutz, 2019 (32 FG, 48 PAT)
140	Wil Lutz, 2017 (31 FG; 47 PAT)
136	Wil Lutz, 2018 (28 FG, 52 PAT)
133	Wil Lutz, 2016 (28 FG, 49 PAT)

Game

36	Alvin Kamara, vs. Minnesota, 12/25/20 (6 TD) TIED NFL RECORD
24	Joe Horn, vs. N.Y. Giants, 12/14/03 (4 TD) Reggie Bush, vs. San Francisco, 12/3/06 (4 TD)

Opponent

24	Dave Williams, at St. Louis, 11/2/69 (4 TD) Wayne Morris, at St. Louis, 10/23/77 (4 TD) Rodney Hampton, at N.Y. Giants, 9/24/95 (4 TD) Mike Anderson, vs. Denver, 12/3/00 (4 TD)
----	---

TOUCHDOWNS

Career

72	Marques Colston, 2006-15
68	Alvin Kamara, 2017-
56	Mark Ingram II, 2011-18, 21-

Season

21	Alvin Kamara, 2020
18	Dalton Hilliard, 1989 Alvin Kamara, 2018
16	Deuce McAllister, 2002 Jimmy Graham, 2012

Game

6	Alvin Kamara, vs. Minnesota, 12/25/20 TIED NFL RECORD
4	Joe Horn, vs. N.Y. Giants, 12/14/03 Reggie Bush, vs. San Francisco, 12/3/06

Opponent

4	Dave Williams, at St. Louis, 11/2/69 Wayne Morris, at St. Louis, 10/23/77 Rodney Hampton, at N.Y. Giants, 9/24/95 Mike Anderson, vs. Denver, 12/3/00
---	---

FIELD GOALS MADE

Career

302	Morten Andersen, 1982-94 (389 att.)
168	John Carney, 2001-06,09-10 (203 att.)
142	Wil Lutz, 2016- (164 att.)
123	Doug Brien, 1995-2000 (149 att.)
82	Garrett Hartley, 2008-13 (101 att.)

Season

32	Wil Lutz, 2019 (36 att.)
31	Morten Andersen, 1985 (35 att.) John Carney, 2002 (35 att.) Wil Lutz, 2017 (36 att.)
29	Morten Andersen, 1992 (34 att.)
28	Morten Andersen, 1987 (36 att.) Morten Andersen, 1993 (35 att.) Morten Andersen, 1994 (39 att.) John Kasay, 2011 (34 att.) Wil Lutz, 2016 (34 att.) Wil Lutz, 2018 (30 att.)

Game

5	Charlie Durkee, at Green Bay, 11/28/71 (6 att.) Morten Andersen, vs. L.A. Rams, 12/1/85 (5 att.) Morten Andersen, vs. San Francisco, 10/25/87 (7 att.) Morten Andersen, vs. Atlanta, 12/3/92 (5 att.) Morten Andersen, at Atlanta, 12/11/94 (5 att.) John Carney, vs. Minnesota, 10/7/01 (5 att.) John Carney, at St. Louis, 10/28/01 (5 att.) John Carney, at St. Louis, 9/26/04 (6 att.)
---	---

Opponent

6	Bobby Howfield, at N.Y. Jets, 12/3/72 (7 att.) Ray Wersching, vs. San Francisco, 10/16/83 (6 att.) Norm Johnson, vs. Atlanta 11/13/94 (6 att.) John Kasay, vs. Carolina, 12/5/04 (6 att.) Ryan Succop, vs. Kansas City, 9/23/12 (6 att.)
---	--

LONGEST FIELD GOAL

63	Tom Dempsey, vs. Detroit, 11/8/70
60	Morten Andersen, vs. Chicago, 10/27/91
58	Wil Lutz, vs. Houston, 9/9/19

Opponent

58	Brandon McManus, at Denver, 11/29/20
56	Greg Zuerlein, vs. L.A. Rams, 11/4/18

FIELD GOALS ATTEMPTED

Career

389	Morten Andersen, 1982-94 (302 made)
203	John Carney, 2001-06,09-10 (168 made)
164	Wil Lutz, 2016- (142 made)
149	Doug Brien, 1995-2000 (123 made)

Season

41	Tom Dempsey, 1969 (22 made)
39	Morten Andersen, 1994 (28 made)
37	Charlie Durkee, 1968 (19 made)
36	Morten Andersen, 1987 (28 made) Morten Andersen, 1988 (26 made) Wil Lutz, 2017 (31 made) Wil Lutz, 2019 (32 made)

INDIVIDUAL RECORDS

Game	
7	Tom Dempsey, vs. Philadelphia, 11/30/69 (4 made) Morten Andersen, vs. San Fran., 10/25/87 (5 made)
Opponent	
7	Bobby Howfield, at N.Y. Jets, 12/3/72 (6 made)

POINTS AFTER TOUCHDOWN

Career

412	Morten Andersen, 1982-94 (418 att.)
264	John Carney, 2001-05,09-10 (268 att.)
253	Wil Lutz, 2016- (260 att.)
176	Garrett Hartley, 2008-13 (177 att.)
144	Doug Brien, 1995-2000 (145 att.)

Season

63	John Kasay, 2011 (63 att.)
57	Garrett Hartley, 2012 (57 att.)
	Wil Lutz, 2020 (58 att.)

Game

8	John Kasay, vs. Indianapolis, 10/23/11 (8 att.)
7	John Kasay, vs. N.Y. Giants, 11/28/11 (7 att.) Garrett Hartley, vs. Dallas, 11/10/13 (7 att.) Kai Forbath, vs. N.Y. Giants, 11/1/15 (7 att.)
	Wil Lutz, vs. L.A. Rams, 11/27/16 (7 att.)
	Wil Lutz, vs. Detroit, 10/15/17 (7 att.)
	Wil Lutz, vs. Minnesota, 12/25/20 (7 att.)

Opponent

8	Nick Mike-Mayer, vs. Atlanta, 9/16/73 (8 att.)
7	Josh Brown, vs. N.Y. Giants, 11/1/15 (7 att.)

TWO-POINT CONVERSIONS

Career

4	Alvin Kamara, 2017-
3	Joe Horn, 2000-06 Reggie Bush, 2006-10
	Mark Ingram II, 2011-18, 21-

RUSHING

TOTAL YARDS

Career

6,267	Mark Ingram II, 2011-18, 21- (1,389 att.)
6,096	Deuce McAllister, 2001-09 (1,429 att.)
4,267	George Rogers, 1981-84 (995 att.)

Season

1,674	George Rogers, 1981 (378 att.)
1,641	Deuce McAllister, 2003 (351 att.)
1,388	Deuce McAllister, 2002 (325 att.)
1,353	Rueben Mayes, 1986 (286 att.)
1,262	Dalton Hilliard, 1989 (344 att.)

Game

206	George Rogers, vs. St. Louis, 9/4/83 (24 att.)
203	Rueben Mayes, vs. Miami, 12/7/86 (28 att.)
184	Deuce McAllister, at Philadelphia, 11/23/03 (19 att.)
179	Ricky Williams, vs. Cleveland, 10/31/99 (40 att.)
174	Ray Zellers, vs. Chicago, 10/13/96 (20 att.)

Opponent

251	Mike Anderson, vs. Denver, 12/3/00 (37 att.)
247	Willie Ellison, at L.A. Rams, 12/5/71 (26 att.)
220	Marshall Faulk, vs. St. Louis, 12/24/00 (32 att.)

MOST 100-YARD RUSHING GAMES

Career

27	Deuce McAllister, 2001-09
16	George Rogers, 1981-84
15	Mark Ingram II, 2011-18, 21-
12	Ricky Williams, 1999-2001
11	Rueben Mayes, 1986-88,90

Season

9	George Rogers, 1981 Deuce McAllister, 2003
8	Deuce McAllister, 2002
6	Rueben Mayes, 1986 Deuce McAllister, 2004

DUAL 100-YARD RUSHING GAMES

at Kansas City, 9/26/76

Tony Galbreath, 14-146, 2 TD; Chuck Muncie, 25-126
at Cincinnati, 11/4/90

Craig Heyward, 19-122, 1 TD; Rueben Mayes, 30-115, 1 TD
at New York Giants, 12/24/06

Reggie Bush, 20-126, 1 TD; Deuce McAllister, 27-108, 1 TD
at Buffalo, 11/12/17

Mark Ingram II, 13-134, 3 TD; Alvin Kamara, 12-106, 1 TD

Opponent

vs. San Francisco, 11/13/77

Wilbur Jackson, 22-123; Del Williams, 25-110, 1 TD
vs. St. Louis, 10/5/80

Ottis Anderson, 22-126; Wayne Morris, 22-102, 3 TDs

ATTEMPTS

Career

1,429	Deuce McAllister, 2001-09 (6,096 yds.)
1,389	Mark Ingram II, 2011-18 (6,267 yds.)
1,126	Dalton Hilliard, 1986-93 (4,164 yds.)

Season

378	George Rogers, 1981 (1,674 yds.)
351	Deuce McAllister, 2003 (1,641 yds.)
344	Dalton Hilliard, 1989 (1,262 yds.)
325	Deuce McAllister, 2002 (1,388 yds.)

Game

40	Ricky Williams, vs. Cleveland, 10/31/99 (179 yds.)
38	Ricky Williams, vs. Carolina, 10/15/00 (144 yds.)
35	Earl Campbell, at Minnesota, 11/24/85 (160 yds.) Dwight Beverly, at St. Louis, 10/11/87 (139 yds.)

Opponent

39	Gerald Riggs, vs. Atlanta, 12/22/85 (158 yds.)
----	--

TOUCHDOWNS RUSHING

Career

51	Mark Ingram II, 2011-18, 21-
49	Deuce McAllister, 2001-09
47	Alvin Kamara, 2017-

Season

16	Alvin Kamara, 2020
14	Alvin Kamara, 2018
13	Deuce McAllister, 2002 George Rogers, 1981 Dalton Hilliard, 1989

Game

6	Alvin Kamara, vs. Minnesota, 12/25/20 TIED NFL RECORD
---	---



INDIVIDUAL RECORDS

Opponent

- 4 Wayne Morris, at St. Louis, 10/23/77
Rodney Hampton, at N.Y. Giants, 9/24/95
Mike Anderson, vs. Denver, 12/3/00

HIGHEST RUSHING AVERAGE

Career (minimum 250 attempts)

- 5.8 Archie Manning, 1971-75, 77-82 (357 att.-2,058 yds.)
5.4 Hokie Gajan, 1982-85 (252 att.-1,358 yds.)
5.10 Chris Ivory, 2010-12 (256 att.-1,307 yds.)
4.7 Alvin Kamara, 2017- (912 att.-4,238 yds.)
4.6 Pierre Thomas, 2007-14 (818 att.-3,745 yds.)

Season (minimum 75 attempts)

- 6.9 Darren Sproles, 2011 (87 att.-603 yds.)
6.1 Alvin Kamara, 2017 (120 att.-728 yds.)
6.0 Hokie Gajan, 1984 (102 att.-615 yds.)

Game (minimum 8 attempts)

- 12.2 Mark Ingram II, vs. Washington, 11/19/17 (11-134)
10.9 Khiry Robinson, at Dallas, 9/28/14 (8-87)
10.8 Lorenzo Neal, at Atlanta, 9/12/93 (8-86)
10.5 Chris Ivory, at Tampa Bay, 10/17/10 (15-158)
10.5 Mark Ingram II, at San Francisco, 11/6/16 (15-158)

Opponent (minimum 8 attempts)

- 12.8 Steve Young, at San Francisco, 12/23/90 (8-102)

LONGEST SCORING RUN

- 79 George Rogers, at Cleveland, 10/18/81
76 George Rogers, vs. St. Louis, 9/4/83
Deuce McAllister, at Philadelphia, 11/23/03
75 Mark Ingram, at San Francisco, 11/6/16
74 Tony Galbreath, at Kansas City, 9/26/76
Lorenzo Neal, at Atlanta, 9/12/93
Mario Bates, vs. Detroit, 9/21/97
Alvin Kamara, at L.A. Rams, 11/26/17

Opponent

- 91 Jamaal Charles, vs. Kansas City, 9/23/12
82 Miles Sanders, at Philadelphia, 12/13/20

LONGEST NON-SCORING RUN

- 73 George Rogers, vs. Philadelphia, 10/11/81
72 Mark Ingram II, vs. Carolina, 12/3/17
71 Deuce McAllister, at Carolina, 1/2/05
70 Mark Ingram II, at Washington, 11/15/15

Opponent

- 76 Willie Parker, at Pittsburgh, 11/12/06

RECEIVING

TOTAL RECEIVING YARDS

Career

- 9,759 Marques Colston, 2006-15 (711 rec.)
7,854 Eric Martin, 1985-93 (532 rec.)
7,622 Joe Horn, 2000-06 (523 rec.)
5,950 Michael Thomas, 2016- (510 rec.)
4,875 Danny Abramowicz, 1967-72 (309 rec.)

Season

- 1,725 Michael Thomas, 2019 (149 rec.)
1,405 Michael Thomas, 2018 (125 rec.)
1,399 Joe Horn, 2004 (94 rec.)
1,340 Joe Horn, 2000 (94 rec.)
1,312 Joe Horn, 2002 (88 rec.)

Game

- 211 Michael Thomas, vs. L.A. Rams, 11/4/18 (12 rec.)
205 Wes Chandler, vs. Atlanta, 9/27/79 (6 rec.)
200 Torrance Small, at Denver, 12/24/94 (6 rec.)

Opponent

- 336 Willie Anderson, vs. L.A. Rams, 11/26/89 (15 rec.)
248 Richard Johnson, at Detroit, 12/3/89 (8 rec.)
224 Dez Bryant, at Dallas, 12/23/12 (9 rec.)

MOST 100-YARD RECEIVING GAMES

Career

- 28 Joe Horn, 2000-06
Marques Colston, 2006-15
21 Michael Thomas, 2016-
18 Eric Martin, 1985-93
13 Jimmy Graham, 2010-14

Season

- 10 Michael Thomas, 2019
6 Joe Horn, 2002
Jimmy Graham, 2013

DUAL 100-YARD RECEIVING GAMES

at Atlanta, 11/25/79

Henry Childs, 3-117, 1 TD; Wes Chandler, 6-103

vs. Philadelphia, 11/9/80

Wes Chandler, 9-139, 1 TD; Ike Harris, 4-119

vs. Buffalo, 12/27/98

Brett Bech, 4-113, 2 TD; Cam Cleeland, 10-112, 1 TD

vs. Denver, 12/3/00

Joe Horn, 10-170; Robert Wilson, 8-122

vs. N.Y. Giants, 9/19/05

Joe Horn, 9-143, 1 TD; Donté Stallworth, 8-141

vs. Baltimore, 10/29/06

Marques Colston, 6-163, 2 TD; Joe Horn, 5-126, 1 TD

at Tampa Bay, 11/5/06

Marques Colston, 11-123, 1 TD; Devery Henderson, 3-111, 2 TD

vs. New England, 11/30/09

Marques Colston, 4-121, 1 TD; Devery Henderson, 3-116, 1 TD

at Tampa Bay, 10/16/11

Marques Colston, 7-118, 1 TD; Jimmy Graham, 7-124

vs. San Diego, 10/7/12

Marques Colston, 9-131, 3 TD; Devery Henderson, 8-123, 1 TD

at Dallas, 12/23/12

Marques Colston, 10-153; Darren Sproles, 7-144

vs. Carolina, 12/30/12

Jimmy Graham, 9-115, 1 TD; Lance Moore, 4-121

vs. Miami, 9/30/13

Jimmy Graham, 4-100, 2 TD; Darren Sproles, 7-114, 1 TD at

Detroit, 10/19/14

Marques Colston, 6-111; Kenny Stills, 5-103

at Philadelphia, 10/11/15

Brandin Cooks, 5-107, 1 TD; Willie Snead IV, 6-141

vs. N.Y. Giants, 11/1/15

Marques Colston, 8-114, 1 TD; Benjamin Watson, 9-147, 1 TD

vs. Oakland, 9/11/16

Brandin Cooks, 6-143, 2 TDs; Willie Snead IV, 9-172, 1 TD

at Atlanta, 9/23/18

Alvin Kamara, 15-124; Michael Thomas, 10-129

vs. Houston, 9/9/19

Ted Ginn Jr., 7-101; Michael Thomas, 10-123

Opponent

at Cleveland, 11/10/68

Paul Warfield, 5-107, 1 TD; Leroy Kelly, 3-104, 2 TD

at St. Louis, 11/2/69

INDIVIDUAL RECORDS

Dave Williams, 8-164, 4 TD; John Gilliam, 5-106, 1 TD at *Minnesota*, 12/17/74
Jim Lash, 3-112; John Gilliam, 5-109, 2 TD at *N.Y. Giants*, 9/20/81
Johnny Perkins, 8-118; Gary Shirk, 11-101, 1 TD at *L.A. Rams*, 12/9/90
Willie Anderson, 5-123; Henry Ellard, 5-107, 1 TD at *Minnesota*, 11/6/94
Jake Reed, 8-157, 1 TD; Cris Carter, 12-151 vs. *Atlanta*, 11/13/94
Terance Mathis, 10-125; Andre Rison, 8-118, 1 TD vs. *Atlanta*, 9/17/95
Eric Metcalf, 11-155; Bert Emanuel, 6-104 at *Minnesota*, 11/19/95
Qadry Ismail, 5-142, 1 TD; Cris Carter, 12-137, 2 TD vs. *Carolina*, 11/26/95
Mark Carrier, 6-132, 2 TD; Willie Green, 4-105, 1 TD vs. *Atlanta*, 12/13/98
Tony Martin, 8-109; Terance Mathis, 6-198 vs. *St. Louis*, 12/12/99
Torry Holt, 6-113; Isaac Bruce, 4-119 at *St. Louis*, 10/28/01
Trung Canidate 10-107; Isaac Bruce 7-179, 1 TD at *Philadelphia*, 9/20/09
Brent Celek 8-104; DeSean Jackson 4-101, 1 TD vs. *Houston*, 9/25/11
James Casey 5-126, 1 TD; Andre Johnson 7-128 vs. *Atlanta*, 12/26/11
Julio Jones 8-128, 1 TD; Roddy White 11-127 vs. *Atlanta*, 11/11/12
Tony Gonzalez 11-122, 2 TD; Roddy White 7-114 at *Green Bay*, 10/26/14
Randall Cobb 5-126, 1 TD; Eddie Lacy 8-123 vs. *Jacksonville*, 12/27/15
Allen Hurns 8-107, 2 TD; Allen Robinson 6-151, 1 TD at *Tampa Bay*, 12/31/17
Chris Godwin 7-111, 1 TD; Adam Humphries 7-102 vs. *Tampa Bay*, 9/9/18
Mike Evans 7-147, 1 TD; DeSean Jackson 5-146, 2 TDs at *Minnesota*, 10/28/18
Stefon Diggs 10-119, 1 TD; Adam Thielen 7-103, 1 TD vs. *Pittsburgh*, 12/23/18
Antonio Brown 14-185, 2 TDs; JuJu Smith-Schuster 11-115 at *Carolina*, 1/3/21
Curtis Samuel 7-118; DJ Moore 5-105

TOTAL RECEPTIONS

Career

711 Marques Colston, 2006-15 (9,759 yds.)
532 Eric Martin, 1985-93 (7,854 yds.)
523 Joe Horn, 2000-06 (7,622 yds.)
510 **Michael Thomas, 2016- (5,950 yds.)**
386 Jimmy Graham, 2010-14 (4,752 yds.)

Season

149 **Michael Thomas, 2019 (1,725 yards) NFL RECORD**
125 **Michael Thomas, 2018 (1,405 yds.)**
104 **Michael Thomas, 2017 (1,245 yds.)**
99 Jimmy Graham, 2011 (1,310 yds.)
98 Marques Colston, 2007 (1,202 yds.)

Game

16 **Michael Thomas, vs. Tampa Bay, 9/9/18 (180 yds.)**
15 **Alvin Kamara, at Atlanta, 9/23/18 (124 yds.)**
14 Tony Galbreath, at *Green Bay*, 9/10/78 (122 yds.)

Opponent

15 Willie Anderson, vs. *L.A. Rams*, 11/26/89 (336 yds.)
14 Antonio Brown, vs. *Pittsburgh*, 12/23/18 (185 yds.)

TOUCHDOWNS RECEIVING

Career

72 Marques Colston, 2006-15
51 Jimmy Graham, 2010-14
50 Joe Horn, 2000-06
48 Eric Martin, 1985-93

Season

16 Jimmy Graham, 2013
11 Joe Horn, 2004
Marques Colston, 2007
Jimmy Graham, 2011

Game

4 Joe Horn, vs. *N.Y. Giants* 12/14/03

Opponent

4 Dave Williams, at *St. Louis* 11/2/69

HIGHEST RECEIVING AVERAGE

Career (minimum 100 receptions)

17.9 Devery Henderson, 2004-12 (245 rec.-4,377 yds.)
16.4 Ike Harris, 1978-81 (104 rec.-1,710 yds.)
16.5 Robert Meachem, 2007-11, 13-14 (164 rec.-2,707 yds.)
15.8 Danny Abramowicz, 1967-73 (309 rec.-4,875 yds.)

Season (minimum 20 receptions)

24.8 Devery Henderson, 2008 (32 rec.-793 yds.)
23.3 Devery Henderson, 2006 (32 rec.-745 yds.)
21.2 Keith Poole, 1998 (24 rec.-509 yds.)

Game (minimum 3 receptions)

54.7 Eric Martin, vs. *Green Bay*, 9/14/86 (3-164)
51.3 Keith Poole, at *Atlanta*, 10/18/98 (3-154)
44.7 Joe Horn, at *Atlanta*, 11/17/02 (3-134)

Opponent (minimum 3 receptions)

44.7 Stephen Baker, vs. *N.Y. Giants*, 11/27/88 (3-134)

LONGEST SCORING RECEPTIONS

98 Brandin Cooks from Drew Brees, vs. *Oakland*, 9/11/16
90 Eddie Kennison from Billy Joe Hobert, vs. *Atlanta* 10/10/99
89 Andre Hastings from Kerry Collins, vs. *Dallas*, 12/6/98
89 Randal Hill from Heath Shuler, at *Chicago*, 10/5/97
87 Brandin Cooks from Drew Brees, vs. *Carolina*, 10/16/16

Opponent

98 Michael Haynes from Bobby Hebert, at *Atlanta*, 9/12/93
90 Allen Robinson from Blake Bortles, vs. *Jacksonville*, 12/27/15
88 Harmon Wages from Bob Berry, at *Atlanta*, 12/7/69
Pierre Garcon from Robert Griffin III, vs. *Washington*, 9/9/12



INDIVIDUAL RECORDS

LONGEST NON-SCORING RECEPTIONS

96	Walt Roberts from Billy Kilmer, at Philadelphia, 11/19/67
85	Wes Chandler from Archie Manning, at San Francisco, 9/23/79
84	Eric Martin from Bobby Hebert, vs. Green Bay, 9/14/86
84	Ken Burrough from Bob Berry, vs. Atlanta, 12/19/71

TOTAL YARDS FROM SCRIMMAGE

TOTAL YARDS (RUSHING & RECEIVING)

Career

9,766	Marques Colston, 2006-15 (9,759 receiving)
8,003	Mark Ingram II, 2011-18 (6,267 rushing)
7,865	Eric Martin, 1985-93 (7,854 receiving)
7,816	Deuce McAllister, 2001-09 (6,096 rushing)
7,653	Joe Horn, 2000-06 (7,622 receiving)

Season

2,157	Deuce McAllister, 2003 (1,641 rushing)
1,800	George Rogers, 1981 (1,674 rushing)
1,776	Dalton Hiliard, 1989 (1,262 rushing)
1,756	Ricky Williams, 2001 (1,245 rushing)

Game

237	Deuce McAllister, vs. Atlanta, 11/16/03 (173 rushing)
232	Deuce McAllister, at Philadelphia, 11/23/03 (184 rushing)
226	Pierre Thomas, at Chicago, 12/30/07 (121 receiving)
225	Rueben Mayes, vs. Miami, 12/7/86 (203 rushing)

Opponent

336	Willie Anderson, vs. L.A. Rams, 11/26/89 (all receiving)
-----	--

PASSING

TOTAL PASSING YARDS

Career

68,010	Drew Brees, 2006-20 (8,742 att.-6,017 comp.)
21,734	Archie Manning, 1971-75, 77-82 (3,335 att.-1,849 comp.)
19,156	Aaron Brooks, 2000-05 (2,771 att.-1,563 comp.)

Season

5,476	Drew Brees, 2011 (657 att.-468 comp.)
5,208	Drew Brees, 2016 (673 att.-471 comp.)
5,177	Drew Brees, 2012 (670 att.-422 comp.)
5,162	Drew Brees, 2013 (650 att.-446 comp.)
5,069	Drew Brees, 2008 (635 att.-413 comp.)

Game

510	Drew Brees, vs. Cincinnati, 11/19/06 (37-52)
505	Drew Brees, vs. N.Y. Giants, 11/1/15 (39-50)
465	Drew Brees, vs. Carolina, 10/16/16 (34-49)
446	Drew Brees, at Dallas, 12/23/12 (37-53)
	Drew Brees, at Green Bay, 9/30/12 (35-54)
445	Drew Brees, vs. Jacksonville, 11/4/07 (35-49)

Opponent

454	Jim Everett, vs. L.A. Rams, 11/26/89 (29-51)
448	Matt Ryan, at Atlanta, 9/7/14 (31-43)

MOST 300-YARD PASSING GAMES

Career

116	Drew Brees, 2006-20
10	Aaron Brooks, 2000-05
9	Archie Manning, 1971-75,77-82

Season

13	Drew Brees, 2011-NFL RECORD
11	Drew Brees, 2013
10	Drew Brees, 2008
	Drew Brees, 2012
	Drew Brees, 2015
	Drew Brees, 2016

PASS ATTEMPTS

Career

8,742	Drew Brees, 2006-20 (6,017 comp.)
3,335	Archie Manning, 1971-75,77-82 (1,849 comp.)
2,771	Aaron Brooks, 2000-05 (1,563 comp.)

Season

673	Drew Brees, 2016 (471 comp.)
670	Drew Brees, 2012 (442 comp.)
659	Drew Brees, 2014 (456 comp.)
658	Drew Brees, 2010 (448 comp.)
657	Drew Brees, 2011 (468 comp.)

Game

60	Aaron Brooks, vs. Denver, 11/21/04 (34 comp.)
	Drew Brees, at Chicago, 12/30/07 (35 comp.)
58	Drew Brees, at Atlanta, 11/9/08 (31 comp.)
57	Drew Brees, vs. Tampa Bay, 10/5/14 (35 comp.)

Opponent

59	Steve Grogan, at New England, 11/12/89 (27 comp.)
58	Ben Roethlisberger, at Pittsburgh, 11/30/14 (32 comp.)

PASS COMPLETIONS

Career

6,017	Drew Brees, 2006-20 (8,742 att.)
1,849	Archie Manning, 1971-75,77-82 (3,335 att.)
1,563	Aaron Brooks, 2000-05 (2,771 att.)

Season

471	Drew Brees, 2016 (673 att.)
468	Drew Brees, 2011 (657 att.)

Game

39	Drew Brees, at Denver, 9/21/08 (48 att.)
	Drew Brees, at St. Louis, 12/15/13 (56 att.)
	Drew Brees, vs. N.Y. Giants, 11/1/15 (50 att.)
	Drew Brees at Atlanta, 9/23/18 (49 att.)

Opponent

35	Matt Ryan, vs. Atlanta, 11/22/18 (47 att.)
	Matt Ryan, at Atlanta, 11/28/19 (50 att.)
34	Matt Ryan, vs. Atlanta, 12/26/11 (52 att.)
	Matt Ryan, vs. Atlanta, 11/11/12 (52 att.)

MOST CONSECUTIVE COMPLETIONS

23	Drew Brees, 12/16-12/22/19
19	Drew Brees, 12/27/09
	Drew Brees, 11/10/13
	Drew Brees, 11/19-11/26/17
18	Drew Brees, 11/1/15

INDIVIDUAL RECORDS

Opponent

18 Don Majkowski, at Green Bay, 9/17/89

COMPLETION PERCENTAGE

Career (minimum 500 attempts)

68.8 Drew Brees, 2006-20 (8,742 att.-6,017 comp.)
61.0 Jim Everett, 1994-96 (1,571 att.-958 comp.)
58.5 Bobby Hebert, 1985-89,91-92 (2,055 att.-1,202 comp.)

Season (minimum 100 attempts)

74.4 Drew Brees, 2018 (489 att.-364 comp.) NFL RECORD
74.3 Drew Brees, 2019 (378 att.-281 comp.)
72.0 Drew Brees, 2017 (536 att.-386 comp.)

Game (minimum 10 attempts)

96.7 Drew Brees, vs. Indianapolis, 12/16/19 (30-29)
90.9 Mike Buck, at Pittsburgh, 10/17/93 (11-10)
89.6 Drew Brees, vs. Washington, 10/8/18 (29-26)
88.6 Drew Brees, vs. Indianapolis, 10/23/11 (35-31)

Opponent

90.9 Scott Hunter, at Atlanta, 10/31/76 (11-10)
90.5 Lynn Dickey, vs. Green Bay, 12/13/81 (21-19)

TOUCHDOWN PASSES

Career

491 Drew Brees, 2006-20
120 Aaron Brooks, 2000-05
115 Archie Manning, 1971-75,77-82

Season

46 Drew Brees, 2011
43 Drew Brees, 2012
39 Drew Brees, 2013

Game

7 Drew Brees, vs. N.Y. Giants, 11/1/15
6 Billy Kilmer, at St. Louis, 11/2/69
Drew Brees, vs. Detroit, 9/13/09
5 9 times, last Jameis Winston vs. Green Bay, 9/12/21

Opponent

6 Charley Johnson, at St. Louis, 11/2/69
Peyton Manning, vs. Indianapolis, 9/28/03
Eli Manning, vs. N.Y. Giants, 11/1/15

PASSER RATING

Career (minimum 500 attempts)

101.5 Drew Brees, 2006-20
(6,017-8,742; 68,010 yds.; 491 TD, 190 INT)

Season (minimum 100 attempts)

116.3 Drew Brees, 2019
(281-373; 2,979 yds.; 27 TD, 4 INT)
115.7 Drew Brees, 2018
(364-489; 3,992 yds.; 32 TD, 5 INT)
110.6 Drew Brees, 2011
(468-657; 5,476 yds.; 46 TD, 14 INT)
109.6 Drew Brees, 2009
(363-514; 4,388 yds.; 34 TD, 11 INT)
106.4 Drew Brees, 2020
(275-390; 2,942 yds.; 24 TD, 6 INT)

Game (minimum 10 attempts)

158.3 Mike Buck, at Pittsburgh, 10/17/93
(10-11, 164 yds., 2 TD, 0 INT)

158.3 Drew Brees, vs. New England, 11/30/09
(18-23; 371 yds.; 5 TD, 0 INT)

157.5 Drew Brees, vs. Green Bay, 11/24/08
(20-26; 323 yds.; 4 TD, 0 INT)
157.4 Drew Brees, vs. Tampa Bay, 12/29/13
(24-31; 381 yds.; 4 TD, 0 INT)
156.8 Drew Brees, vs. N.Y. Giants, 10/18/09
(23-30; 369 yds.; 4 TD, 0 INT)

PASSES INTERCEPTED

Career

190 Drew Brees, 2006-20
156 Archie Manning, 1971-75,77-82
84 Aaron Brooks, 2000-05

Season

22 Aaron Brooks, 2001
Drew Brees, 2010
21 Archie Manning, 1972
Aaron Brooks, 2004
20 Archie Manning, 1975
Archie Manning, 1979
Archie Manning, 1980

Game

5 Archie Manning, vs. Atlanta, 9/16/73
Archie Manning, vs. L.A. Rams, 10/7/79
Drew Brees, at Atlanta, 11/29/12

Opponent

5 Randy Wright, vs. Green Bay, 9/14/86
Scott Campbell, at Atlanta, 11/1/87

MOST TIMES SACKED

Career

337 Archie Manning, 1971-75,77-82
328 Drew Brees, 2006-20

Season

50 Aaron Brooks, 2001
49 Archie Manning, 1975
43 Archie Manning, 1972

Game

9 Dave Wilson, at San Francisco, 11/13/83
Dave Wilson, at L.A. Rams, 11/3/85
Wade Wilson, at Cleveland, 12/5/93

Opponent

9 Matt Ryan, at Atlanta, 11/28/19



INDIVIDUAL RECORDS

PUNTING

MOST PUNTS

Career	
692	Thomas Morstead, 2009-20 (46.5 avg.)
515	Tommy Barnhardt, 1987,89-94,99 (42.5 avg.)

Season

101	Tom Blanchard, 1976 (39.3 avg.)
92	Tom Blanchard, 1975 (41.0 avg.)
89	Russell Erxleben, 1980 (39.2 avg.)

Game

12	Tom Blanchard, vs. Minnesota, 11/16/75 (42.9 avg.)
	Steve O'Neal, at San Francisco, 10/21/73 (41.6 avg.)
	Russell Erxleben, vs. Washington, 12/26/82 (44.7 avg.)
	Tommy Barnhardt, at Baltimore, 12/19/99 (37.2 avg.)

Opponent

12	Todd Sauerbrun, at Chicago, 10/5/97 (43.7 avg.)
11	Shawn McCarthy, at New England, 11/8/92 (42.1 avg.)

HIGHEST PUNTING AVERAGE

Career (minimum 50 attempts)

47.7	Blake Gillikin, 2021- (83 punts)
46.5	Thomas Morstead, 2009-20 (692 punts)

Season (minimum 40 attempts)

50.1	Thomas Morstead, 2012 (74 punts)
48.34	Thomas Morstead, 2011 (46 punts)
48.26	Thomas Morstead, 2016 (57 punts)

LONGEST PUNT

81	Tom McNeill, vs. Dallas, 9/28/69
----	----------------------------------

Opponent

87	Dave Finzer, at Chicago, 10/7/84
----	----------------------------------

PUNT RETURNS

MOST RETURNS

Career

142	Michael Lewis, 2001-06 (10.4 avg.)
116	Tyrone Hughes, 1993-96 (9.1 avg.)
104	Jeff Groth, 1981-84 (8.5 avg.)
92	Reggie Bush, 2006-10 (7.8 avg.)
81	Darren Sproles, 2011-13 (8.3 avg.)

Season

47	Eric Guliford, 1997 (10.6 avg.)
44	Michael Lewis, 2002 (14.2 avg.)
39	Jeff Groth, 1983 (7.1 avg.)

Game

8	Marcus Murphy, at Indianapolis, 10/25/15 (44 yds.)
7	Eric Guliford, at Oakland, 11/9/97 (90 yds.)
	Michael Lewis, at Carolina, 11/10/02 (98 yds.)

Opponent

10	Mike Nelms, vs. Washington, 12/26/82 (106 yds.)
----	---

MOST YARDS

Career

1,482	Michael Lewis, 2001-06 (142 ret.)
1,060	Tyrone Hughes, 1993-96 (116 ret.)
887	Jeff Groth, 1981-84 (104 ret.)
720	Reggie Bush, 2006-10 (92 ret.)
671	Darren Sproles, 2011-13 (81 ret.)

Season

625	Michael Lewis, 2002 (44 ret.)
503	Tyrone Hughes, 1993 (37 ret.)
498	Eric Guliford, 1997 (47 ret.)
436	Jeff Groth, 1981 (37 ret.)
382	Michael Lewis, 2004 (34 ret.)

Game

176	Reggie Bush, vs. Minnesota, 10/6/08 (5 ret.)
161	Pete Athas, vs. Houston, 10/3/76 (6 ret.)
139	Michael Lewis, vs. Carolina, 12/29/02 (5 ret.)
130	Mel Gray, vs. Tampa Bay, 12/6/87 (2 ret.)
128	Tyrone Hughes, at Rams, 10/3/93 (4 ret.)

Opponent

143	Chuck Latourette, vs. St. Louis, 9/29/68 (3 ret.)
-----	---

HIGHEST RETURN AVERAGE

Career (minimum 20 returns)

13.4	Mel Gray, 1986-88 (49 ret.)
13.3	Andre Hastings, 1997-99 (23 ret.)
10.5	Eric Guliford, 1997-98 (57 ret.)
10.4	Michael Lewis, 2001-06 (142 ret.)
10.1	Deonte Harris, 2019- (74 ret.)

Season (minimum 10 returns)

14.7	Mel Gray, 1987 (24 ret.)
14.2	Michael Lewis, 2002 (44 ret.)
14.0	Andre Hastings, 1998 (22 ret.)
13.6	Tyrone Hughes, 1993 (37 ret.)
13.5	Reggie Bush, 2008 (20 ret.)

LONGEST RETURNS

83t	Tyrone Hughes, at Philadelphia, 12/26/93
	Michael Lewis, at Washington, 10/13/02
80	Mel Gray, vs. Tampa Bay, 12/6/87

Opponent

103t	Robert Bailey, vs. L.A. Rams, 10/23/94
------	--

PUNTS RETURNED FOR TOUCHDOWNS (13)

83	Michael Lewis, at Washington, 10/13/02
83	Tyrone Hughes, at Philadelphia, 12/26/93
74	Tyrone Hughes, at L.A. Rams, 10/3/93
74	Marcus Murphy, at Carolina, 9/27/15
72	Darren Sproles, at Green Bay, 9/8/11
71	Reggie Bush, vs. Minnesota, 10/6/08
66	Mel Gray, vs. Denver, 11/20/88
65	Reggie Bush, vs. Tampa Bay, 10/8/06
64	Reggie Bush, vs. Minnesota, 10/6/08
56	Derrick Shepard, vs. Dallas, 9/10/89
55	Reggie Bush, at Washington, 9/14/08
53	Charlie Brown, vs. Pittsburgh, 12/15/68
53	Deonte Harris, at Seattle, 9/22/19

Opponent (26) - Longest:

103	Robert Bailey, vs. L.A. Rams, 10/23/94
95	Desmond Howard, vs. Detroit, 9/3/00
88	Mike Fuller, vs. San Diego, 10/9/77
86	Chuck Latourette, vs. St. Louis, 9/29/68
84	Ron Smith, at San Diego, 11/18/73
	Winslow Oliver, vs. Carolina, 9/8/96

KICKOFF RETURNS

MOST RETURNS

Career

243	Michael Lewis, 2001-06 (24.3 avg.)
229	Tyrone Hughes, 1993-96 (25.0 avg.)

INDIVIDUAL RECORDS

124 Rich Mauti, 1977-80, 1982-83 (22.9 avg.)

Season

70 Michael Lewis, 2002 (25.8 avg.)
Tyrone Hughes, 1996 (25.6 avg.)
66 Tyrone Hughes, 1995 (24.5 avg.)

Game

8 Tyrone Hughes, vs. San Diego, 10/16/94 (196 yds.)
Tyrone Hughes, at Minnesota, 11/19/95 (156 yds.)
Michael Lewis, at Detroit, 9/29/02 (158 yds.)
Aaron Stecker, vs. Carolina, 12/5/04 (214 yds.)
Pierre Thomas, vs. St. Louis, 11/11/07 (233 yds.)

Opponent

8 Troy Walters, vs. Minnesota, 10/7/01 (178 yds.)

MOST YARDS

Career

5,903 Michael Lewis, 2001-06 (243 ret.)
5,717 Tyrone Hughes, 1993-96 (229 ret.)
2,836 Rich Mauti, 1977-80, 82-83 (124 ret.)

Season

1,807 Michael Lewis, 2002 (70 ret.)
1,791 Tyrone Hughes, 1996 (70 ret.)
1,617 Tyrone Hughes, 1995 (66 ret.)

Game

304 Tyrone Hughes, vs. L.A. Rams, 10/23/94 (7 ret.)
233 Pierre Thomas, vs. St. Louis, 11/11/07 (8 ret.)
215 Dino Philyaw, vs. St. Louis, 12/12/99 (7 ret.)

Opponent

230 Domenik Hixon, vs. N.Y. Giants, 10/18/09 (7 ret.)
227 David Wilson, at N.Y. Giants, 12/9/12 (4 ret.)
203 Jason Tucker, vs. Dallas, 12/24/99 (6 ret.)

HIGHEST RETURN AVERAGE

Career (minimum 25 returns)

26.3 Walt Roberts, 1967 (28 ret.)
26.1 Darren Sproles, 2011-13 (70 ret.)
26.1 John Gilliam, 1967-68, 77 (31 ret.)
25.7 Deonte Harris, 2019- (69 ret.)

Season (minimum 10 returns)

31.5 Alvin Kamara, 2017 (11 ret.)
30.1 John Gilliam, 1967 (16 ret.)
27.9 Don Shy, 1969 (16 ret.)
27.9 Mel Gray, 1986 (31 ret.)
27.8 Bobby Morse, 1989 (10 ret.)

KICKOFFS RETURNED FOR TOUCHDOWNS (16)

106 Alvin Kamara, at Tampa Bay, 12/31/17
102 Eric Guliford, at St. Louis, 8/31/97
101 Mel Gray, at San Francisco, 9/21/86
100 Aaron Craver, at Minnesota, 11/8/98
99 Bobby Morse, at Detroit, 12/3/89
Tyrone Hughes, at Minnesota, 11/28/93
98 Tyrone Hughes, vs. L.A. Rams, 10/23/94
98 Aaron Stecker, at Tampa Bay, 12/19/04
97 Michael Lewis, vs. Minnesota, 12/15/02
Courtney Roby, at St. Louis, 11/15/09
96 Michael Lewis, vs. Atlanta, 12/26/04
94 John Gilliam, vs. L.A. Rams, 9/17/67

92 Clarence Chapman, at San Francisco, 11/27/77
92 Tyrone Hughes, vs. L.A. Rams, 10/23/94
91 Walt Roberts, vs. Philadelphia, 11/5/67
90 Michael Lewis, at Washington, 10/13/02

Opponent (14) - 5 Longest

108 Randall Cobb, at Green Bay, 9/8/11
105 Travis Williams, at L.A. Rams, 12/5/71
102 Cordarelle Patterson at Chicago, 10/20/19
100 Rod Smart, at Carolina, 10/5/03
Maurice Jones-Drew, vs. Jacksonville, 11/4/07

COMBINED KICKOFF/ PUNT RETURNS

MOST RETURNS

Career

385 Michael Lewis, 2001-06
345 Tyrone Hughes, 1993-96
199 Rich Mauti, 1977-80, 82-83
151 Darren Sproles, 2011-13
143 Deonte Harris, 2019-

Season

114 Michael Lewis, 2002
100 Tyrone Hughes, 1996

Game

11 Tyrone Hughes, at Carolina, 10/22/95
Tyrone Hughes, vs. Arizona, 9/22/96
Michael Lewis, at Carolina, 11/10/02
10 Tyrone Hughes, vs. L.A. Rams, 10/23/94
Chad Morton, vs. Detroit, 9/3/00
Chad Morton, at San Diego, 9/10/00
Michael Lewis, at Carolina, 10/14/01
Michael Lewis, at Detroit, 9/29/02
Az-Zahir Hakim, at St. Louis, 10/23/05

MOST YARDS

Career

7,385 Michael Lewis, 2001-06
6,777 Tyrone Hughes, 1993-96
3,446 Rich Mauti, 1977-80, 82-83

Season

2,432 Michael Lewis, 2002 NFL RECORD
1,943 Tyrone Hughes, 1996
1,879 Tyrone Hughes, 1995

Game

347 Tyrone Hughes, vs. L.A. Rams, 10/23/94
286 Michael Lewis, at Washington, 10/13/02
233 Pierre Thomas, vs. St. Louis, 11/11/07
232 Eric Guliford, at St. Louis, 8/31/97

Opponent

233 Chuck Latourette, vs. St. Louis, 9/29/68
225 Brian Mitchell, vs. Washington, 9/11/94

MOST RETURNS FOR TOUCHDOWNS

Career

5 Tyrone Hughes, 1993-95
4 Michael Lewis, 2001-06
Reggie Bush, 2006-10



INDIVIDUAL RECORDS

Season

3 Tyrone Hughes, 1993
Michael Lewis, 2002
Reggie Bush, 2008

Game

2 Tyrone Hughes, vs. L.A. Rams, 10/23/94
Michael Lewis, at Washington, 10/13/02
Reggie Bush, vs. Minnesota, 10/6/08

Opponent

1 42 times

171 Sammy Knight, 1998 (6 ret.)
167 Tommy Myers, 1978 (6 ret.)

Game

151 Tommy Myers, vs. Minnesota, 9/3/78 (3 ret.)
105 Malcolm Jenkins, vs. St. Louis, 12/12/10 (2 ret.)
99 Gene Atkins, at Phoenix, 12/22/91 (3 ret.)
Darren Sharper, vs. N.Y. Jets, 10/4/09 (1 ret.)
Patrick Robinson, vs. Philadelphia, 11/5/12 (1 ret.)

Opponent

95 Nick Barnett, at Green Bay, 10/9/05 (1 ret.)
Chevis Jackson, at Atlanta, 11/9/08 (1 ret.)

COMBINED YARDAGE

MOST COMBINED YARDAGE

(RUSH, RECEIVE, PUNT, KICKOFF)

Season

2,696 Darren Sproles, 2011 (603, 710, 294, 1,383)

NFL RECORD

2,647 Michael Lewis, 2002 (15, 200, 625, 1807)

INTERCEPTIONS

MOST INTERCEPTIONS

Career

37 Dave Waymer, 1980-89 (395 yds.)
36 Tommy Myers, 1972-81 (621 yds.)
28 Sammy Knight, 1997-2002 (464 yds.)
21 Gene Atkins, 1987-93 (324 yds.)

Season

10 Dave Whitsell, 1967 (178 yds.)
9 Dave Waymer, 1986 (48 yds.)
Darren Sharper, 2009 (376 yds.)
7 Tommy Myers, 1979 (127 yds.)
Johnnie Poe, 1983 (146 yds.)

Game

3 Tommy Myers, vs. Minnesota, 9/3/78 (151 yds.)
Dave Waymer, vs. Philadelphia, 10/6/85 (28 yds.)
Reggie Sutton, at Chicago, 10/18/87 (42 yds.)
Gene Atkins, at Phoenix, 12/22/91 (198 yds.)
Sammy Knight, at Buffalo, 9/9/01 (40 yds.)

Opponent

3 Pat Thomas, vs. L.A. Rams, 10/7/79 (5 yds.)
Leonard Coleman, at Indianapolis, 10/12/86 (31 yds.)
Rod Woodson, at San Francisco, 9/14/97 (81 yds.)
Ronde Barber, at Tampa Bay, 12/23/01 (56 yds.)
Keith Bulluck, vs. Tennessee, 9/24/07 (51 yds.)

MOST YARDS RETURNED

Career

621 Tommy Myers, 1972-81 (36 ret.)
464 Sammy Knight, 1997-2002 (28 ret.)
395 Dave Waymer, 1980-89 (37 ret.)
376 Darren Sharper, 2009-10 (9 ret.)
324 Gene Atkins, 1987-93 (21 ret.)

Season

376 Darren Sharper, 2009 (9 ret.) **NFL RECORD**
198 Gene Atkins, 1991 (5 ret.)
178 Dave Whitsell, 1967 (10 ret.)

MOST RETURNS FOR TOUCHDOWNS

Career

4 Sammy Knight, 1997-2002
3 Jim Merlo, 1973-79
Brett Maxie, 1985-93
Darren Sharper, 2009-10
Malcolm Jenkins, 2009-13, 20-21
2 Dave Whitsell, 1967-69
Tommy Myers, 1972-81
Johnnie Poe, 1981-87
Dennis Winston, 1982-85
Toi Cook, 1987-93
Mike McKenzie, 2004-09
Jabari Greer, 2009-13
P.J. Williams, 2015-

Season

3 Darren Sharper, 2009
2 Dave Whitsell, 1967
Jim Merlo, 1976
Dennis Winston, 1984
Sammy Knight, 1998
Sammy Knight, 2000
Mike McKenzie, 2007

Game

1 65 times (last P.J. Williams vs. Tampa Bay, 10/31/21)

Opponent

2 Eric Allen, at Philadelphia, 12/26/93
David Bowens, vs. Cleveland, 10/24/10

LONGEST RETURNS

99t Darren Sharper, vs. N.Y. Jets, 10/4/09
Patrick Robinson, vs. Philadelphia, 11/5/12
97t Tommy Myers, vs. Minnesota, 9/3/78
Darren Sharper, at Philadelphia, 9/20/09
96t Malcolm Jenkins, vs. St. Louis, 12/12/10

Opponent

95t Nick Barnett, at Green Bay, 10/9/05
Chevis Jackson, at Atlanta, 11/9/08

QUARTERBACK SACKS (SINCE 1982)

MOST SACKS

Career

115 Rickey Jackson, 1981-93
107 **Cameron Jordan, 2011-**
82.5 Wayne Martin, 1989-99
76.5 Pat Swilling, 1986-92

INDIVIDUAL RECORDS

67.5 Will Smith, 2004-13

Season

17 La'Roi Glover, 2000
17 Pat Swilling, 1991
16.5 Pat Swilling, 1989

Game

4 Rickey Jackson, at Atlanta, 12/14/86
Rickey Jackson, at Detroit, 9/18/88
Pat Swilling, vs. Tampa Bay, 11/11/90
Wayne Martin, vs. Atlanta, 12/3/92
Wayne Martin, vs. Detroit, 9/21/97
Cameron Jordan, at Atlanta, 11/28/19
3.5 Jim Wilks, at Philadelphia, 12/11/83
Pat Swilling, at Atlanta, 11/19/89
Cameron Jordan, vs. Carolina, 1/2/22

Opponent

6 Fred Dean, at San Francisco, 11/13/83

FUMBLES

MOST OPPONENT FUMBLES RECOVERED

Career

26 Rickey Jackson, 1981-93
17 Sam Mills, 1986-94
14 Dave Waymer, 1980-89
13 Gene Atkins, 1987-93
Wayne Martin, 1989-99

Season

7 Rickey Jackson, 1990
5 Joe Federspiel, 1975
Maurice Spencer, 1976
Jack Del Rio, 1985
James Geathers, 1989
Sammy Knight, 2001
Vonn Bell, 2019

Game

3 Maurice Spencer, vs. Atlanta, 10/10/76

LONGEST FUMBLE RETURN

90t Keith Mitchell, at Carolina, 11/12/00
86t Tyrone Hughes, vs. San Francisco, 11/28/94
85t Ernie Jackson, vs. Atlanta, 10/15/72
76t Sam Mills, at N.Y. Jets, 12/26/92

Opponent

98t Toby Wright, vs. L.A. Rams, 10/23/94
96t C.L. Whittington, vs. Houston, 10/3/76

MOST OWN FUMBLES RECOVERED

Game

3 Marcus Dowdell, at Phoenix, 10/18/92
Kyle Turley, vs. St. Louis, 12/24/00

MOST FUMBLES RETURNED FOR TOUCHDOWNS

Career

2 Robert "Pig" Goff, 1990-95
Tyrone Hughes, 1993-95
Sam Mills, 1986-94
Tommy Myers, 1972-81
Frank Warren, 1981-89, 91-93
Keith Mitchell, 1997-2001

Season

2 Robert "Pig" Goff, 1992
Tyrone Hughes, 1994

MOST TIMES FUMBLLED

Career

87 Drew Brees, 2006-20
62 Archie Manning, 1971-75, 77-82
59 Aaron Brooks, 2000-05

Season

14 Aaron Brooks, 2002 (11 lost)
13 Aaron Brooks, 2001 (3 lost)
Aaron Brooks, 2004 (2 lost)
11 George Rogers, 1981 (6 lost)

Game

4 Aaron Brooks, vs. Tampa Bay, 12/7/03 (3 lost)
3 Billy Kilmer, at St. Louis, 12/3/67
Billy Kilmer, vs. Cleveland, 10/12/69
Howard Stevens, at Dallas, 9/24/73
Hokie Gajan, vs. Tampa Bay, 9/22/85 (2 lost)
Rueben Mayes, vs. San Francisco, 10/25/87 (2 lost)
Rueben Mayes, at Pittsburgh, 11/29/87 (2 lost)
Heath Shuler, vs. Atlanta, 10/12/97 (1 lost)
Ricky Williams, vs. San Francisco, 1/6/02 (2 lost)
Aaron Brooks, at Cincinnati, 12/22/02 (3 lost)
Aaron Brooks, vs. San Francisco, 9/19/04 (2 lost)
Drew Brees, at Green Bay, 9/17/06 (2 lost)
Drew Brees, vs. Minnesota, 10/6/08 (1 lost)

* - Records as a result of the strike-shortened season in 1982 (nine games)



TEAM RECORDS

SCORING

MOST POINTS

Season	Points
547	2011
510	2009
504	2018

Opponent

487	1980
-----	------

Game

62	Saints 62 vs. Indianapolis 7, 10/23/11
----	--

Opponent

62	Atlanta 62 at Saints 7, 9/16/73
----	---------------------------------

Half

42	at Tampa Bay, 10/14/79 (Second half)
----	--------------------------------------

Opponent

38	Atlanta, 9/16/73 (Second half)
----	--------------------------------

Quarter

28	at Seattle, 11/21/76 (3rd); vs. Oakland, 12/3/79 (2nd) at Cincinnati, 11/11/18 (2nd)
25	at St. Louis Rams, 10/28/01 (3rd)

Opponent

28	at Philadelphia, 11/19/67 (2nd); at Chicago, 10/10/71 (2nd); vs. L.A. Rams, 10/7/79 (2nd).
----	--

FEWEST POINTS

Season

129	1982*
163	1973

Opponent

160	1982*
202	1992

Game

0	14 times (last vs. San Francisco, 1/6/02)
---	---

Opponent

0	15 times (last at Tampa Bay, 12/19/21)
---	--

MOST TOUCHDOWNS

Season

66	2011
64	2009
60	2018
59	2020

Opponent

60	1980
----	------

Game

8	vs. Indianapolis, 10/23/11
7	at St. Louis Cardinals, 11/2/69; vs. N.Y. Giants, 10/18/09; vs. N.Y. Giants, 11/28/11; vs. Dallas, 11/10/13; vs. N.Y. Giants, 11/1/15; 11/27/16 vs. L.A. Rams; 11/12/17 at Buffalo; 12/25/20 vs. Minnesota

Opponent

8	vs. Atlanta, 9/16/73
7	vs. N.Y. Giants, 11/1/15

FEWEST TOUCHDOWNS

Season

16	1973, 1982*
17	1970

Opponent

19	1982*
23	1991

MOST GAMES WITHOUT YIELDING A TOUCHDOWN

5	1991 (Two shutouts)
---	---------------------

MOST TOUCHDOWNS RUSHING

Season

30	2020
28	1979
26	2018
23	2017

Opponent

28	1980
----	------

Game

7	vs. Minnesota, 12/25/20
---	-------------------------

Opponent

5	at St. Louis, 10/23/77; at N.Y. Giants, 9/24/95; vs. Carolina, 12/30/12
---	---

FEWEST TOUCHDOWNS RUSHING

Season

4	1970, 1985
5	1972, 1973

Opponent

6	1987, 1991
---	------------

MOST TOUCHDOWNS PASSING

Season

46	2011
43	2012
39	2013

Opponent

45	2015
----	------

Game

7	vs. N.Y. Giants, 11/1/15
6	at St. Louis Cardinals, 11/2/69; vs. Detroit, 9/13/09

Opponent

6	at St. Louis Cardinals, 11/2/69; vs. Indianapolis, 9/28/03; vs. N.Y. Giants, 11/1/15
---	--

FEWEST TOUCHDOWNS PASSING

Season

8	1975, 1976, 1981, 1982*
---	-------------------------

Opponent

11	1982*
12	1991
13	1992, 2010

MOST FIELD GOALS

Season

33	1987 (42 attempts)
32	2019 (36 attempts)

Opponent

34	2008 (39 attempts)
----	--------------------

Game

5	at Green Bay (Milw.), 11/28/71 (6 att.); vs. L.A. Rams, 12/1/85 (5 att.); vs. San Francisco, 10/25/87 (7 att.); vs. Atlanta, 12/3/92 (5 att.); at Atlanta, 12/11/94 (5 att.); vs. Minnesota, 10/7/01 (5 att.); at St. Louis, 10/28/01 (5 att.); at St. Louis, 9/26/04 (6 att.)
---	--

Opponent

6	at N.Y. Jets, 12/3/72 (7 att.); vs. San Francisco, 10/16/83 (6 att.); vs. Atlanta, 11/13/94 (6 att.); vs. Carolina, 12/5/04 (6 att.); vs. Kansas City, 9/23/12 (6 att.)
---	---

MOST DEFENSIVE TOUCHDOWNS

Season

9	1998
8	2009
6	1992

Opponent

9	1993
---	------

MOST POINTS AFTER TOUCHDOWN

Season

63	2011 (63 att.)
60	2009 (63 att.)
57	2012 (57 att.)
	2020 (58 att.)

Opponent

56	1980 (60 att.)
----	----------------

Game

8	vs. Indianapolis, 10/23/11 (8 att.)
7	vs. N.Y. Giants, 11/28/11 (7 att.); vs. Dallas, 11/10/13 (7 att.); vs. N.Y. Giants, 11/1/15 (7 att.); vs. L.A. Rams, 11/27/16 (7 att.); vs. Detroit, 10/15/17 (7 att.); vs. Minnesota, 12/25/20

Opponent

8	vs. Atlanta, 9/16/73 (8 att.)
7	vs. N.Y. Giants, 11/1/15 (7 att.)

FEWEST POINTS AFTER TOUCHDOWN

Season

15	1982* (16 att.)
16	1970 (17 att.), 1973 (16 att.)

Opponent

19	1982* (19 att.)
22	1991 (23 att.), 1992 (24 att.)

MOST TWO-POINT CONVERSIONS

Season

4	2002 (11 att.), 2007 (5 att.), 2018 (6 att.)
3	1999 (6 att.)
2	1994 (6 att.), 1995 (9 att.), 1996 (6 att.), 2006 (2 att.), 2011 (3 att.), 2016 (5 att.)

TEAM RECORDS

Opponent

5	2018 (6 att.)
4	2002 (5 att.)
3	1994 (4 att.), 1995 (5 att.), 2008 (4 att.), 2014 (4 att.), 2016 (5 att.)

Game

2	vs. St. Louis, 11/11/07; vs. Houston, 9/25/11; vs. Oakland, 9/11/16
---	---

Opponent

2	vs. Carolina, 11/26/95
---	------------------------

GREATEST MARGIN OF VICTORY

55	Indianapolis 7 at Saints 62, 10/23/11
----	---------------------------------------

GREATEST MARGIN OF DEFEAT

55	Atlanta 62 at Saints 7, 9/16/73
----	---------------------------------

MOST CONSECUTIVE GAMES SCORING

321	9/8/02 through -
216	12/11/83 through 10/12/97 (streak ended vs. Carolina 10/19/97)

LONGEST WINNING STREAK

13	9/13-12/13/09
10	9/16-11/22/18

LONGEST LOSING STREAK

14	9/7-12/7/80
----	-------------

FIRST DOWNS

MOST FIRST DOWNS

Season

416	2011
395	2014
	2016

Opponent

380	2012
	2015

Game

40	vs. Dallas, 11/10/13
	NFL RECORD
36	vs. Indianapolis, 10/23/11 at Minnesota, 12/18/11 vs. Minnesota, 12/25/20

Opponent

36	at Pittsburgh, 11/30/14
----	-------------------------

FEWEST FIRST DOWNS

Season

173	1982*
183	1970

Opponent

151	1982*
214	1991

Game

2	at San Francisco, 10/21/73
3	vs. St. Louis Cardinals, 10/5/80

Opponent

6	vs. L.A. Rams, 9/15/91; vs. Minnesota, 9/22/91; vs. L.A. Raiders, 12/16/91; at New England, 11/8/92; at New York
---	--

Giants, 12/24/06; at Denver, 11/29/20

MOST FIRST DOWNS RUSHING

Season

160	1979
147	2020

Opponent

178	1980
-----	------

Game

20	at Buffalo, 11/12/17 vs. Minnesota, 12/25/20
----	--

Opponent

23	vs. St. Louis Cardinals, 10/4/80
----	----------------------------------

FEWEST FIRST DOWNS RUSHING

Season

55	1970
67	1967, 1998

Opponent

58	1982*
63	1991

Game

0	at Philadelphia, 10/26/69; vs. St. Louis Cardinals, 10/5/80; vs. San Francisco, 9/3/95; at Baltimore Ravens, 12/19/99; at Jacksonville, 12/21/03; vs. Baltimore Ravens, 10/29/06
---	--

Opponent

0	vs. New England, 11/30/86; at Detroit, 9/18/88; vs. Carolina, 10/15/00; at Chicago, 10/22/19; at Tampa Bay, 11/8/20
---	---

MOST FIRST DOWNS PASSING

Season

280	2011
267	2012
255	2016

Opponent

230	2016
-----	------

Game

25	vs. Cincinnati, 11/19/06 vs. Jacksonville, 11/11/07 at Dallas, 12/23/12
----	---

Opponent

25	at Pittsburgh, 11/30/14
----	-------------------------

FEWEST FIRST DOWNS PASSING

Season

76	1982*
82	1975

Opponent

81	1982*
103	1977

Game

0	at San Francisco, 10/21/73
---	----------------------------

Opponent

0	at St. Louis Cardinals, 10/11/87
---	----------------------------------

MOST FIRST DOWNS BY PENALTY

Season

41	2005
36	2014, 2015
33	2018

Opponent

54	2015
50	2020
44	2017

Game

7	at N.Y. Jets, 10/26/86; at Tampa Bay, 9/24/89; at Atlanta, 12/5/99; vs. Tennessee (OT), 11/8/2015
---	---

Opponent

9	at Atlanta, 12/7/17
7	vs. N.Y. Giants, 11/1/15

NET YARDS

MOST YARDS

Season

7,474	2011 (2,127 rush, 5,347 pass)
-------	-------------------------------

NFL RECORD

6,816	2016 (1,742 rush, 5,074 pass)
6,582	2014 (1,818 rush, 4,674 pass)

Opponent

7,042	2012 (2,361 rush, 4,681 pass)
-------	-------------------------------

Game

625	vs. Dallas, 11/10/13 (242 rush, 383 pass)
617	vs. Carolina, 1/1/12 (208 rush, 409 pass)
608	vs. N.Y. Giants, 11/1/15 (103 rush, 505 pass)

Opponent

605	vs. Minnesota, 10/17/04 (188 rush, 417 pass)
568	at Atlanta, 9/7/14 (123 rush, 445 pass)

FEWEST YARDS

Season

2,655	1982* (1,257 rush, 1,398 pass)
3,187	1975 (1,642 rush, 1,545 pass)

Opponent

2,607	1982* (974 rush, 1,633 pass)
3,797	1974 (1,758 rush, 2,039 pass)

Game

60	vs. Minnesota, 11/16/75 (67 rush, -7 pass)
80	vs. St. Louis Cardinals, 10/5/80 (15 rush, 65 pass)

Opponent

112	at Denver, 11/29/20 (100 rush, 12 pass)
117	vs. L.A. Raiders, 12/16/91 (71 rush, 46 pass)

HIGHEST AVERAGE PER OFFENSIVE PLAY

Season

6.7	2011 (1,117 plays-7,474 yds.)
6.3	2008 (1,047 plays-6,571 yds.)
	2009 (1,032 plays-6,461 yds.)
	2017 (1,000 plays-6,259 yds)

Opponent

6.6	2015 (996 plays-6,615 yds.)
-----	-----------------------------

Game

9.6	vs. New England, 11/30/09 (480 yds.)
-----	--------------------------------------



RECORDS



TEAM RECORDS

9.0	at New England, 12/3/95 (432 yds.)
8.4	vs. N.Y. Giants, 11/28/11 (577 yds.)
Opponent	
8.9	vs. Minnesota, 10/17/04 (605 yds.)

LOWEST AVERAGE PER OFFENSIVE PLAY

Season	
3.5	1975 (908 plays-3,189 yds.)
4.0	1973 (929 plays-3,744 yds.)
	1974 (872 plays-3,501 yds.)
Opponent	
4.3	1992 (949 plays-4,075 yds.)
	1997 (1073 plays-4,645 yds.)

RUSHING

MOST YARDS

Season	
2,476	1979 (551 att.)
2,461	1983 (595 att.)
Opponent	
3,106	1980 (630 att.)

Game

307	at L.A. Rams, 11/8/81 (52 att.)
299	at Kansas City, 9/26/76 (44 att.)
298	at Buffalo, 11/12/17 (48 att.)

Opponent

340	vs. L.A. Rams, 11/25/73 (55 att.)
-----	-----------------------------------

FEWEST YARDS

Season	
1,192	1967 (334 att.)
1,215	1970 (371 att.)
Opponent	
974	1982* (255 att.)
1,213	1991 (334 att.)
1,283	2018 (356 att.)

Game

7	vs. San Francisco, 10/1/72 (16 att.)
11	vs. N.Y. Giants, 12/20/93 (12 att.)
	at Baltimore, 12/19/99 (16 att.)

Opponent

2	vs. New England, 11/30/86 (18 att.)
---	-------------------------------------

MOST ATTEMPTS

Season	
595	1983 (2,461 yds.)
569	1987 (2,190 yds.)
Opponent	
630	1980 (3,106 yds.)

Game

55	at Atlanta, 10/20/74 (232 yds.) at San Francisco, 10/15/78 (175 yds.)
----	---

Opponent

62	vs. St. Louis Cardinals, 10/5/80 (330 yds.)
----	---

FEWEST ATTEMPTS

Season	
331	1982* (1257 yds.)
334	1967 (1193 yds.)
Opponent	
255	1982* (974 yds.)
334	1991 (1213 yds.)

Game	
9	vs. St. Louis Cardinals, 10/5/80 (15 yds.) vs. Denver, 12/3/00 (21 yds.)

Opponent

5	at Tampa Bay, 11/8/20 (8 yds.)
---	--------------------------------

HIGHEST AVERAGE PER RUSH

Season	
4.9	2011 (431 att.-2,127 yds.)
4.7	2017 (444 att.-2,070 yds.)
Opponent	
5.2	2012 (457 att.-2,361 yds.)
5.0	2011 (351 att.-1,738 yds.)

Game

8.3	at Philadelphia, 11/23/03 (24 att.-199 yds.)
8.0	at Dallas, 9/28/14 (13 att.-104 yds.)

Opponent

8.3	at Pittsburgh, 11/12/06 (26 att.-217 yds.)
8.1	at Carolina, 11/30/97 (23 att.-186 yds.)

LOWEST AVERAGE PER RUSH

Season	
3.3	1970 (371 att.-1,215 yds.)
3.4	1996 (386 att.-1,308 yds.)
Opponent	
3.2	1986 (486 att.-1,559 yds.)

Game

0.4	vs. San Francisco, 10/1/72 (16 att.-7 yds.)
-----	---

Opponent

0.1	vs. New England, 11/30/86 (18 att.-2 yds.)
-----	--

PASSING

MOST NET YARDS

Season	
5,347	2011
5,074	2016
Opponent	
4,681	2012

Game

505	vs. N.Y. Giants, 11/1/15
504	vs. Cincinnati, 11/19/06

Opponent

445	at Atlanta, 9/7/14
-----	--------------------

FEWEST NET YARDS

Season	
1,398	1982*
1,545	1975
Opponent	
1,633	1982*
1,893	1977

Game

-15	at San Francisco, 10/21/73
-7	vs. Minnesota, 11/16/75

Opponent

4	at St. Louis Cardinals, 10/11/87
---	----------------------------------

MOST ATTEMPTS

Season

674	2015 (472 comp.)
671	2012 (423 comp.)
Opponent	
626	2011 (362 comp.)

Game

60	vs. Denver, 11/21/04 (34 comp.); at Chicago, 12/30/07 (35 comp.)
58	at Atlanta, 11/9/08 (31 comp.)

Opponent

61	vs. Atlanta, 12/26/11 (40 comp.)
----	----------------------------------

FEWEST ATTEMPTS

Season	
248	1982* (137 comp.)
321	1977 (166 comp.)

Opponent

290	1977 (154 comp.)
-----	------------------

Game

4	at San Francisco, 10/15/78 (2 comp.)
---	--------------------------------------

Opponent

9	at Denver, 11/29/20 (1 comp.)
10	at New England, 12/4/83 (3 comp.); at St. Louis, 10/1/87 (3 comp.)

MOST COMPLETIONS

Season	
472	2011 (662 att.)
	2016 (674 att.)

Opponent

384	2018 (573 att.)
-----	-----------------

Game

39	at Denver, 9/21/08 (48 att.) at St. Louis Rams, 12/15/13 (48 att.); vs. N.Y. Giants, 11/1/15 (50 att.) at Atlanta 9/23/18 (49 att.)
37	vs. Cincinnati, 11/19/06 (52 att.); vs. Cleveland, 10/24/10 (56 att.); at Dallas, 12/23/12 (53 att.); at Arizona, 12/18/16 (48 att.)

Opponent

40	vs. Atlanta, 12/26/11 (61 att.)
----	---------------------------------

FEWEST COMPLETIONS

Season	
137	1982* (248 att.)
163	1973 (338 att.)

Opponent

149	1982* (245 att.)
153	1968 (366 att.)

Game

2	at San Francisco, 10/15/78 (4 att.)
---	-------------------------------------

Opponent

1	at Denver, 11/29/20 (1 att.)
3	at New England, 12/4/83 (10 att.) at St. Louis Cardinals, 10/11/87 (10 att.)

HIGHEST COMPLETION

TEAM RECORDS

PERCENTAGE

Season

73.4 2018 (381 comp.-519 att.)

NFL RECORD

72.0 2017 (386 comp.-536 att.)

Opponent

68.4 2015 (372 comp.-544 att.)

Game

96.7 vs. Indianapolis, 12/16/19
(29 comp.-30 att.) **NFL RECORD**

89.7 vs. Denver, 11/20/88
(26 comp.-29 att.)

Opponent

90.5 vs. Green Bay, 12/13/81 (19
comp.-21 att.)

LOWEST COMPLETION PERCENTAGE

Season

46.2 1975 (181 comp.-392 att.)

47.0 1971 (182 comp.-387 att.)

Opponent

41.8 1968 (153 comp.-366 att.)

Game

23.5 vs. L.A. Rams, 9/3/81
(4 comp.-17 att.)

26.9 at Chicago, 10/7/84
(7 comp.-26 att.)

Opponent

11.1 at Denver, 11/29/20 (1 comp.-9
att.)

22.7 vs. Chicago, 10/27/91
(5 comp.-22 att.)

MOST PASSES INTERCEPTED

Season

33 1997

30 1999

Opponent

30 1987

Game

6 vs. Atlanta, 9/16/73
at San Francisco, 9/14/97

5 vs. L.A. Rams, 10/7/79
at Atlanta, 11/22/12

Opponent

7 vs. Green Bay, 9/14/86

FEWEST PASSES HAD INTERCEPTED

Season

6 2019

7 2018

Opponent

8 1990

INTERCEPTIONS

MOST INTERCEPTIONS

Season

30 1987

29 1991

Opponent

33 1997

Game

7 vs. Green Bay, 9/14/86

5 at Atlanta, 11/1/87; vs. N.Y.
Giants, 11/22/87; at Philadelphia,

10/13/91; at Phoenix, 12/22/91

Opponent

6 vs. Atlanta, 9/16/73; vs. San
Francisco, 9/14/97

FEWEST INTERCEPTIONS

Season

8 1990

9 1982*, 2010, 2011, 2015

Opponent

6 2019

MOST RETURN YARDAGE

Season

652 2009 (26 int.)

482 1991 (29 int.)

466 1998 (21 int.)

Opponent

483 1999 (30 int.)

Game

176 vs. Minnesota, 9/3/78 (4 int.)

126 vs. Minnesota, 10/13/68 (2 int.)

Opponent

136 at Minnesota, 12/4/88 (2 int.)

FEWEST RETURN YARDAGE

Season

73 1969 (12 int.)

80 2011 (9 int.)

Opponent

16 2019 (6 int.)

49 2017 (8 int.)

75 2018 (7 int.)

MOST RETURNS FOR TOUCHDOWNS

Season

5 1998, 2009

4 2000, 2012

Opponent

6 1993

Game

2 at Miami, 10/25/09

vs. Detroit, 10/15/17

Opponent

3 vs. Tampa Bay, 12/11/77

FUMBLES

MOST

Season

40 1981 (20 lost)

37 1983 (22 lost)

Opponent

43 1975 (23 lost)

Game

7 at L.A. Rams, 11/8/81 (2 lost); vs.

New England, 11/30/86 (5 lost).

Opponent

7 vs. Cleveland, 12/12/71 (5 lost);

at L.A. Rams, 12/16/79 (4 lost);

at N.Y. Jets, 10/26/86 (2 lost); at

Dallas, 11/25/10 (2 lost).

FEWEST

Season

6 2011 (5 lost) **NFL RECORD**

9 2019 (2 lost)

Opponent

15 2014 (5 lost)

2019 (10 lost)

16 2008 (7 lost)

MOST LOST

Season

22 1983 (37 fumbles)

22 1997 (34 fumbles)

Opponent

27 1976 (38 fumbles)

Game

5 vs. New England, 11/30/86 (7
fumbles)

Opponent

5 vs. Dallas, 11/3/68 (5 fumbles); vs.
Cleveland, 12/12/71 (7 fumbles);
at Atlanta, 11/25/79 (6 fumbles).

FEWEST LOST

Season

2 2019 (9 fumbles)

TIED NFL RECORD

Opponent

5 2014 (5 fumbles)

2017 (20 fumbles)

MOST RETURNED FOR TOUCHDOWNS

Season

5 1998

3 1992, 2009

Opponent

4 1975

Game

2 at San Francisco, 10/19/75

Opponent

2 at St. Louis, 10/11/87

at Arizona, 10/10/10

TURNOVERS

MOST

Season

55 1997

47 1981, 1983

Opponent

49 1981, 1987

Game

8 vs. Atlanta, 9/16/73; vs. Detroit,
10/28/90; at San Francisco,
9/14/97

Opponent

8 at St. Louis, 10/28/01

FEWEST

Season

8 2019 **NFL RECORD**

16 2018

18 2017

Opponent

16 2011

17 2014

SACKS

MOST

Season

66 2000 (378 yds.) - Led NFL



RECORDS



TEAM RECORDS

59 1997 (408 yds.) - Led NFL

Opponent

58 1985 (461 yds.)

vs. St. Louis Rams, 12/12/99

vs. Minnesota, 10/17/04

vs. Green Bay, 10/26/14

2.3 2020 (20 ret.)

4.2 2014 (24 ret.)

Game

9 vs. L.A. Rams, 12/1/85 (69 yds.);
at Atlanta, 12/9/01 (53 yds.); at
Atlanta, 11/28/19 (53 yds.)

Opponent

10 vs. Atlanta, 10/12/97 (76 yds.)

FEWEST

Season

17 1970 (136 yds.)

21 1969 (199 yds.)

Opponent

13 2008 (92 yds.)

15 1992 (119 yds.)

MOST YARDS LOST

Season

437 1983 (56 sacks)

420 1984 (55 sacks)

Opponent

461 1985 (58 sacks)

Game

73 vs. Chicago, 9/18/83 (8 sacks)

Opponent

81 vs. San Diego, 10/9/77 (8 sacks)

PUNTING

MOST

Season

101 1976 (39.3 avg.)

92 1975 (41.0 avg.)

Opponent

92 1997 (39.9 avg.)

Game

12 vs. Minnesota, 11/16/75

11 at San Francisco, 10/21/73

vs. Washington, 12/26/82

at Baltimore, 12/19/99

Opponent

12 at Chicago, 10/5/97

FEWEST

Season

43 2018 (46.4 avg.)

46 1982* (43.0 avg.)

47 2011 (47.3 avg.)

Opponent

50 1971 (41.2 avg.)

Game

0 vs. San Francisco, 10/26/02;

vs. Atlanta, 1/2/83; at Detroit,

12/21/08; vs. Green Bay, 10/26/14;

vs. Washington, 10/8/18; at

Cincinnati, 11/11/18; vs. Carolina,

10/25/20; vs. Minnesota, 12/25/20

Opponent

0 at N.Y. Giants, 10/8/67

at San Francisco, 11/14/71

vs. Cleveland, 9/13/87

at Minnesota, 11/19/95

HIGHEST AVERAGE

Season

50.1 2012 (74 punts)

Opponent

46.8 2016 (56 punts)

LOWEST AVERAGE

Season

37.6 1968 (75 punts)

39.0 1989 (71 punts)

Opponent

37.5 1987 (73 punts)

PUNT RETURNS

MOST RETURNS

Season

53 1989 (428 yds.)

51 2006 (372 yds.)

Opponent

64 1976 (742 yds.)

Game

8 at Indianapolis, 10/25/15 (44 yds.)

7 at Carolina, 11/10/02 (8 yds.)

vs. New England, 11/30/86 (66

yds.)

at Detroit, 12/3/89 (48 yds.)

at Oakland, 11/9/97 (90 yds.)

Opponent

10 vs. Washington, 12/26/82 (106

yds.)

FEWEST RETURNS

Season

16 1971 (100 yds.)

1972 (43 yds.)

19 2014 (134 yds.)

Opponent

12 2018 (64 yds.)

19 2011 (118 yds.)

MOST YARDS

Season

625 2002 (45 ret.)

517 1993 (38 ret.)

Opponent

906 1974 (59 ret.)

Game

176 vs. Minnesota, 10/6/08 (5 ret.)

161 vs. Houston, 10/3/76 (6 ret.)

Opponent

144 vs. L.A. Rams, 10/23/94 (4 ret.)

HIGHEST AVERAGE

Season

13.7 2002 (45 ret.)

13.6 1993 (38 ret.)

Opponent

15.4 1974 (59 ret.)

LOWEST AVERAGE

Season

2.7 1972 (16 ret.)

3.4 1967 (23 ret.)

Opponent

MOST RETURNS FOR TOUCHDOWNS

Season

3 2008

2 1993

Opponent

2 1974, 1977, 1983, 1994, 2000

Game

2 vs. Minnesota, 10/6/08

1 11 times, last at Seattle, 9/22/19

Opponent

1 26 times, last vs. Detroit, 10/15/17

KICKOFF RETURNS

MOST RETURNS

Season

88 1980 (22.4 avg.)

Opponent

85 2002 (21.4 avg.)

76 1979 (20.0 avg.)

2008 (24.0 avg.)

Game

9 at Philadelphia, 11/19/67 (231

yds.); vs. San Francisco, 10/1/72

(201 yds.); vs. Carolina, 12/05/04

(237 yds.)

Opponent

9 vs. Green Bay, 11/24/08 (180 yds.)

FEWEST RETURNS

Season

21 2014 (25.9 avg.)

22 2013 (23.0 avg.)

Opponent

20 1982* (19.4 avg.)

21 2019 (27.0 avg.)

MOST YARDS

Season

2,027 2001 (87 ret.)

1,973 1980 (88 ret.)

Opponent

1,827 2008 (76 ret.)

1,817 2002 (85 ret.)

Game

304 vs. L.A. Rams, 10/23/94 (7 ret.)

242 vs. Minnesota, 12/15/02 (6 ret.)

233 at San Francisco, 9/21/86 (5 ret.)

vs. St. Louis, 11/4/07 (8 ret.)

Opponent

287 at N.Y. Giants, 12/9/12 (6 ret.)

230 vs. N.Y. Giants, 10/18/09 (8 ret.)

HIGHEST AVERAGE

Season

26.5 2011 (42 ret.)

25.9 2014 (21 ret.)

Opponent

27.0 2019 (21 ret.)

TEAM RECORDS

LOWEST AVERAGE

Season
16.5 2016 (28 ret.)
17.6 1991 (50 ret.)
Opponent
16.2 1990 (36 ret.)
17.2 2020 (22 ret.)

MOST RETURNS FOR TOUCHDOWNS

Season
2 1967, 1994, 2002, 2004
Opponent
2 1971, 1991, 2000, 2003

Game

2 vs. L.A. Rams, 10/23/94
Opponent
1 16 times, last at Chicago 10/20/19

COMBINED KICKOFF/ PUNT RETURNS

MOST YARDS RETURNED

Season
2,581 2002 (625 punt, 1,956 KO)
NFL RECORD
2,315 2001 (288 punt, 2,027 KO)
Opponent
2,237 2000 (494 punt, 1,743 KO)

Game

354 vs. Minnesota, 10/6/08
(178 punt, 176 kickoff)
347 vs. L.A. Rams, 10/23/94
(43 punt, 304 kickoff)

Opponent

341 vs. L.A. Rams, 10/23/94
(144 punt, 197 kickoff)

MOST RETURNED FOR TOUCHDOWNS

Season
3 1993 (2 punt, 1 kickoff)
2002 (1 punt, 2 kickoff)
2008 (3 punt)

Opponent

4 2000 (2 punt, 2 kickoff)

Game

2 vs. L.A. Rams, 10/23/94
(2 kickoff); vs. Minnesota, 10/6/08
(2 punt)

Opponent

1 41 times (last at Chicago,
10/20/19) (1 kickoff)

PENALTIES

MOST

Season
135 2005 (1,130 yds.)
130 2015 (1,112 yds.)

Opponent

132 1998 (1,164 yds.)

Game

17 at St. Louis Rams, 11/26/00 (116
yds.)
16 at Atlanta, 11/17/02 (133 yds.)
Opponent
15 vs. Tampa Bay, 10/5/14 (113 yds.)

FEWEST

Season
58 1973 (516 yds.)
60 1992 (567 yds.)
Opponent
52 1982* (459 yds.)
64 2020 (517 yds.)

Game

0 vs. Seattle, 11/10/85
Opponent
0 at Washington, 9/21/75
at San Francisco, 12/11/8
at San Francisco, 12/23/90
vs. San Francisco, 1/6/02
vs. New England, 11/30/09

MOST PENALTY YARDS

Season
1,141 2004 (129 pen.)
1,130 2005 (135 pen.)
1,044 1978 (104 pen.)
Opponent
1,164 1998 (132 pen.)

Game

149 at Chicago, 10/8/00 (10 pen.)
142 at N.Y. Giants, 10/6/68 (12 pen.)
Opponent
171 at Philadelphia, 11/23/03 (14 pen.)

FEWEST PENALTY YARDS

Season
514 1982* (63 pen.)
516 1973 (58 pen.)
Opponent
459 1982* (52 pen.)
590 1993 (86 pen.)

SAFETIES

MOST

Season
3 1989
2 1987, 1988, 1998, 2014
Opponent
3 1983
2 1969, 1973, 1976

Game

2 vs. Cleveland, 9/13/87
1 24 times, last at Tampa Bay,
12/11/16

Opponent

1 26 times, last vs. Kansas City,
9/23/12

DEFENSIVE TWO-POINT CONVERSIONS

MOST

Season
1 2015
Opponent
1 2016
1 2018

Game

1 vs. Carolina, 12/6/15
Opponent
1 vs. Denver, 11/13/16
at Carolina, 12/17/18

3RD DOWN CONVERSIONS

MOST

Season
118 2011 (208 att.)
107 2016 (220 att.)
Opponent
105 1979 (239 att.)

FEWEST

Season
48 1982* (128 att.)
54 1997 (207 att.)
Opponent
36 1982* (103 att.)
49 1991 (188 att.)



TWO-TEAM RECORDS

SCORING

MOST POINTS

101 N.Y. Giants 49 at New Orleans 52, 11/1/15
93 New Orleans 51 at St. Louis Cardinals 42, 11/2/69

FEWEST POINTS

6 L.A. Rams 0 at New Orleans 6, 11/9/86

MOST TOUCHDOWNS

14 N.Y. Giants 7 at New Orleans 7, 11/1/15

FEWEST TOUCHDOWNS (FINAL SCORE)

0 L.A. Rams 0 at New Orleans 6, 11/9/86;
Pittsburgh 9 at New Orleans 6, 12/1/90;
New Orleans 9 vs. Tampa Bay 3, 10/25/98

FIRST DOWNS

MOST FIRST DOWNS

63 N.Y. Giants 28 at New Orleans 35, 11/1/15

FEWEST FIRST DOWNS

20 Minnesota 8 at New Orleans 12, 9/12/70

NET YARDS

MOST YARDS GAINED

1,064 Atlanta 552 at New Orleans 512, 9/2/79

FEWEST YARDS GAINED

345 New Orleans 179 vs. Atlanta 166, 10/12/97

RUSHING

MOST RUSHES

86 New Orleans 39 at Atlanta 47, 12/16/73

MOST YARDS

490 L.A. Rams 340 at New Orleans 150, 11/25/73

FEWEST YARDS

72 New Orleans 11 at Baltimore 61, 12/19/99

MOST TOUCHDOWNS

9 Minnesota 2 at New Orleans 7, 11/25/20

PASSING

MOST YARDS

852 New Orleans 446 at Dallas 406, 12/23/12
834 New Orleans 505 vs. N.Y. Giants 329, 11/1/15

FEWEST YARDS

77 San Francisco 44 at New Orleans 33, 11/13/77

MOST PASSES ATTEMPTED

100 Atlanta 61 at New Orleans 39, 12/26/11
96 New Orleans 53 at Dallas 43, 12/23/12
Carolina 47 at New Orleans 49, 10/16/16

MOST PASSES COMPLETED

69 N.Y. Giants 30 at New Orleans 39, 11/1/15
66 New Orleans 35 at Green Bay 31, 9/30/12

MOST TOUCHDOWNS

13 N.Y. Giants 6 at New Orleans 7, 11/1/15
12 New Orleans 6 at St. Louis 6, 11/2/69

MOST PASSES INTERCEPTED

9 Green Bay 7 at New Orleans 2, 9/14/86

PUNTS

MOST

21 New Orleans 9 at Chicago 12, 10/5/97

FEWEST

0 New Orleans 0 vs. Green Bay 0, 10/26/14;
1 San Francisco 1 at New Orleans 0, 10/20/02
Carolina 1 at New Orleans 0, 10/25/20

PENALTIES

MOST

31 New Orleans 17 at St. Louis Rams 14, 11/26/00

FEWEST

2 New Orleans 2 at San Francisco 0, 12/11/88;
Atlanta 1 at New Orleans 1, 12/3/92

MOST YARDS PENALIZED

278 New Orleans 101 at Philadelphia 171, 11/23/03
248 New Orleans 116 at St. Louis Rams 132, 11/26/00

FEWEST YARDS PENALIZED

11 New Orleans 11 at San Francisco 0, 12/11/88

FUMBLES

MOST

10 Cleveland 7 at New Orleans 3, 12/12/71;
New Orleans 5 at Carolina 5, 10/14/01;
New Orleans 5 at St. Louis Rams 5, 10/28/01

TURNOVERS

MOST

11 Dallas 7 at New Orleans 4, 11/3/68;
Chicago 5 at New Orleans 6, 9/18/83

QUARTERBACK SACKS

MOST

15 Atlanta 10 at New Orleans 5, 10/12/97

CONSECUTIVE RECORDS

INDIVIDUAL

GAMES PLAYED

- 173 Cameron Jordan (9/8/11 — 12/2/21)
147 Jim Dombrowski (10/25/87 — 11/3/96)

GAMES STARTED

- 158 Cameron Jordan (11/1/12 — 12/2/21)
144 Wayne Martin (9/1/91 — 1/2/99)
114 Jahri Evans (9/10/06 — 9/15/13)

GAMES, SCORING POINTS

- 174 Morten Andersen (12/11/83 — 12/24/94)

GAMES, SCORING TOUCHDOWN

- 6 Dalton Hilliard (12/18/88 — 10/8/89)
Dalton Hilliard (10/18 — 11/29/92)
Pierre Thomas (11/16 — 12/21/08)
Jimmy Graham (12/18/11 — 9/23/12)
Alvin Kamara (10/29/17 — 12/3/17)
Alvin Kamara (12/21/19 — 10/12/20)

GAMES, SCORING FIELD GOAL

- 36 Wil Lutz (12/4/16 — 12/23/18)
22 John Carney (10/6/02 — 11/16/03)
20 Morten Andersen (10/25/87 — 11/6/88)
19 Morten Andersen (11/24/85 — 12/7/86)

FIELD GOALS MADE

- 26 Wil Lutz (9/16 — 12/23/18)
25 Morten Andersen (11/1/92 — 9/12/93)
20 Morten Andersen (11/24/85 — 10/5/86)

GAMES, RUSHING TOUCHDOWN

- 5 Dalton Hilliard (10/22 — 11/19/89)
Ricky Williams (9/24 — 10/29/00)

GAMES, RECEIVING TOUCHDOWN

- 6 Jimmy Graham (12/18/11 — 9/23/12)
5 Lance Moore (10/26 — 11/30/08)
Marques Colston (12/11/08 — 9/20/09)
Robert Meachem (11/8 — 12/6/09)
Jimmy Graham (12/30/12 — 9/30/13)

GAMES, RUSHING FOR 100 OR MORE YARDS

- 9 Deuce McAllister (9/28 — 11/30/03)
5 Ricky Williams (9/17 — 10/22/00)
4 Deuce McAllister (10/6 — 10/27/02)
3 George Rogers (10/11 — 10/25/81)
Wayne Wilson (9/25 — 10/9/83)
Dalton Hilliard (11/12 — 11/26/89)
Mark Ingram II (10/26 — 11/9/14)

GAMES, 100 YARDS OR MORE RECEIVING

- 5 Michael Thomas (10/20 — 11/24/19)

GAMES, PASSING TOUCHDOWN

- 54 Drew Brees (10/18/09 — 11/25/12)
NFL RECORD

GAMES, 250+ PASSING YARDS

- 19 Drew Brees (9/8/11 — 9/16/12)

GAMES, 300+ PASSING YARDS

- 9 Drew Brees (11/13/11 — 9/16/12)
NFL RECORD
Drew Brees (11/29/12 — 9/30/13)
NFL RECORD

- 5 Drew Brees (10/29 — 11/26/06)

GAMES, NO INTERCEPTIONS

- 7 Drew Brees (12/31/17 — 10/21/18)
6 Aaron Brooks (11/23 — 12/28/03)
Drew Brees (12/13/15 — 9/18/16)

PASS COMPLETIONS

- 23 Drew Brees (12/16-12/22/19)

GAMES, PASS RECEPTION

- 105 Eric Martin (11/1/87 — 1/2/94)
85 Marques Colston (10/26/08 — 9/7/14)
82 Joe Horn (9/3/00 — 9/25/05)

POINTS AFTER TOUCHDOWN

- 144 Garrett Hartley (12/13/09 — 12/15/13)
119 Morten Andersen (10/22/89 — 12/3/92)

TEAM

REGULAR SEASON VICTORIES

- 13 9/13 — 12/13/09
10 9/16 — 12/23/18
9 11/1 — 12/27/87
12/23/90 — 10/20/91
10/4/20 - 12/6/20
8 11/6/11 — 1/1/12
9/24 — 11/19/17

PRESEASON VICTORIES

- 5 8/12 — 9/9/67

REGULAR SEASON DEFEATS

- 14 9/7 — 12/7/80

PRESEASON DEFEATS

- 10 8/28/14 — 8/10/17

VICTORIES VS. ONE TEAM

- 7 vs. L.A. Rams; 12/9/90 — 10/3/93

DEFEATS VS. ONE TEAM

- 10 vs. Atlanta; 9/17/95 — 12/5/99

HOME VICTORIES

- 11 9/8/13 — 10/26/14
8 9/18/11 — 1/1/12
7 10/15 — 12/24/17
6 9/13 — 11/30/09
9/16 — 12/23/18

ROAD VICTORIES

- 10 10/18/87 — 10/6/88
8 12/21/08 — 12/13/09

HOME DEFEATS

- 10 12/3/79 — 12/21/80

ROAD DEFEATS

- 14 11/5/72 — 10/13/74
14 10/18/98 — 1/2/00

GAMES SCORING

- 321 9/8/02 —
216 12/11/83 — 10/12/97

GAMES WITH A SACK

- 60 12/24/84 — 11/22/98
(tied-4th-longest in NFL history)



BIG GAMES

100 YARD RUSHING GAMES [151]

Yds.	Att.	Player	Opponent	Date
206	24	George Rogers	vs. St. Louis Cardinals	9/4/83
203	28	Rueben Mayes	vs. Miami	12/7/86
184	19	Deuce McAllister	at Philadelphia	11/23/03
179	40	Ricky Williams	vs. Cleveland	10/31/99
174	20	Ray Zellers	vs. Chicago	10/13/96
173	28	Deuce McAllister	vs. Atlanta	11/16/03
172	24	Rueben Mayes	vs. Tampa Bay	10/19/86
172	24	Mark Ingram II	vs. Green Bay	10/26/14
166	33	George Rogers	vs. Dallas	12/19/82
165	30	Deuce McAllister	at Washington	11/30/03
162	29	George Rogers	vs. L.A. Rams	9/13/81
162	29	Mario Bates	vs. Detroit	9/21/97
161	22	Chuck Muncie	vs. Atlanta	9/2/79
161	24	George Rogers	at L.A. Rams	11/8/81
160	34	Wayne Wilson	vs. Miami	10/2/83
160	35	Earl Campbell	vs. Minnesota	11/24/85
158	29	Dalton Hilliard	at Atlanta	11/19/89
158	15	Chris Ivory	at Tampa Bay	10/17/10
158	15	Mark Ingram II	at San Francisco	11/6/16
157	33	Rueben Mayes	vs. New England	11/30/86
157	24	Lamar Smith	at Indianapolis	9/27/98
156	29	Ricky Williams	at Atlanta	10/22/00
155	20	Craig Heyward	vs. Tampa Bay	11/11/90
155	22	Alvin Kamara	vs. Minnesota	12/25/20
148	22	Alvin Maxson	vs. St. Louis Cardinals	12/8/74
147	24	Rueben Mayes	vs. Cleveland	9/13/87
147	31	Ricky Williams	at Carolina	10/14/01
146*	14	Tony Galbreath	at Kansas City	9/26/76
146	14	Mark Ingram II	vs. L.A. Rams	11/27/16
146	30	Alvin Kamara	at Atlanta	1/9/22
145	14	Mark Ingram II	vs. Dallas	11/10/13
144	29	Rueben Mayes	vs. San Francisco	10/25/87
144	38	Ricky Williams	vs. Carolina	10/15/00
143	28	Mike Bell	vs. Detroit	9/13/09
143	14	Mark Ingram II	at Indianapolis	10/25/15
142	27	Andy Livingston	vs. Washington	9/21/69
142	28	George Rogers	at Houston	11/22/81
141	22	Mario Bates	vs. Atlanta	11/13/94
140	28	Deuce McAllister	at Carolina	1/2/05
139	35	Dwight Beverly	at St. Louis Cardinals	10/11/87
139	21	Deuce McAllister	vs. San Francisco	10/20/02
138	33	Wayne Wilson	at Chicago	9/19/82
138	28	Fred McAfee	vs. Atlanta	11/24/91
137	20	George Rogers	vs. Atlanta	11/6/83
136	30	Ricky Williams	vs. Minnesota	10/7/01
136	26	Deuce McAllister	vs. San Francisco	12/3/06
134	17	George Rogers	vs. Philadelphia	10/11/81
134	22	Mark Ingram II	vs. Washington	11/19/17
134	19	Alvin Kamara	at N.Y. Giants	9/30/18
131	25	Rueben Mayes	at St. Louis Cardinals	11/16/86
131*	22	Mark Ingram II	at Buffalo	11/12/17
130	27	Deuce McAllister	vs. Buffalo	10/2/05
129	32	Mario Bates	at N.Y. Giants	12/15/96
128	21	Chuck Muncie	vs. Oakland	12/3/79
128	28	Rueben Mayes	vs. San Francisco	11/2/86
128	30	Ricky Williams	at Chicago	10/8/00
128	29	Deuce McAllister	vs. Atlanta	12/26/04
127	16	Don McCall	vs. Washington	9/22/68
127	25	Dalton Hilliard	vs. Atlanta	12/18/88
127	32	Deuce McAllister	at Baltimore	12/8/02
127	16	Deuce McAllister	vs. Kansas City	11/14/04
127	19	Chris Ivory	vs. Carolina	1/1/12
126*	25	Chuck Muncie	at Kansas City	9/26/76
126*	20	Reggie Bush	at N.Y. Giants	12/24/06
126	14	Pierre Thomas	at Buffalo	9/27/09
125	25	Derek Brown	vs. Detroit	9/19/93
124	32	George Rogers	vs. L.A. Rams	12/18/83
124	23	Deuce McAllister	at Carolina	10/5/03
124	19	Latavius Murray	at Denver	11/29/20
123	33	George Rogers	vs. Kansas City	11/21/82
123	15	Mario Bates	at New England	12/3/95
123	21	Deuce McAllister	vs. Green Bay	9/15/02
123	23	Deuce McAllister	vs. Pittsburgh	10/6/02
123	15	Deuce McAllister	vs. Tampa Bay	10/8/06
122	18	George Rogers	at Cleveland	10/18/81
122	19	Craig Heyward	at Cincinnati	11/4/90
122*	23	Mark Ingram II	at Pittsburgh	11/30/14
122	27	Tim Hightower	vs. Jacksonville	12/27/15
121	24	Ricky Williams	at San Francisco	11/11/01
121	29	Deuce McAllister	at Washington	10/13/02
120	23	George Rogers	vs. Tampa Bay	11/29/81
120	28	Ricky Williams	vs. Indianapolis	11/18/01
120	27	Mark Ingram II	vs. San Francisco	11/9/14
120	26	Alvin Kamara	vs. N.Y. Giants	10/3/21
120	27	Alvin Kamara	vs. N.Y. Jets	12/12/21
119	27	Latavius Murray	at Chicago	10/20/19
117	18	Chuck Muncie	vs. San Francisco	11/11/79
117	28	Deuce McAllister	vs. Carolina	12/29/02
117	15	Chris Ivory	at Cincinnati	12/5/10
116	29	Deuce McAllister	vs. Chicago	10/12/03
116	21	Deuce McAllister	at Atlanta	10/19/03
115	25	George Rogers	at San Francisco	9/27/81
115	25	Rueben Mayes	vs. Denver	11/20/88
115*	30	Rueben Mayes	at Cincinnati	11/4/90
115	17	Deuce McAllister	vs. Atlanta	10/27/02
114	25	Mark Ingram II	vs. Detroit	10/15/17
114	21	George Rogers	at Buffalo	10/30/83
114	15	Jimmy Rogers	at Washington	10/26/80
113	26	Bob Gresham	at Green Bay	11/28/71
113	31	George Rogers	vs. Cincinnati	10/25/81
113	11	Hokie Gajan	vs. N.Y. Jets	11/21/83
112	19	Rueben Mayes	at Atlanta	11/1/87
112	24	Dalton Hilliard	vs. L.A. Rams	11/26/89
111	24	Ricky Williams	at N.Y. Giants	10/24/99
111	21	Deuce McAllister	at Dallas	12/10/06
110	14	Tony Baker	at St. Louis	11/2/69
110	26	Deuce McAllister	at Tampa Bay	11/2/03
110	17	Antwain Smith	vs. Chicago	11/6/05
110	9	Pierre Thomas	at Carolina	9/16/12
109	27	Mike Strachan	vs. Atlanta	11/2/75
109	15	Chuck Muncie	vs. L.A. Rams	11/28/76
109	11	Craig Heyward	vs. L.A. Raiders	10/23/88
109	31	Deuce McAllister	at Tampa Bay	9/8/02
108	31	Wayne Wilson	at Dallas	9/25/83
108	24	Wayne Wilson	at San Francisco	9/29/85
108	22	Rueben Mayes	at Indianapolis	10/12/86
108+	11	Aaron Brooks	at San Francisco	12/10/00
108*	27	Deuce McAllister	vs. N.Y. Giants	12/24/06
108	11	Dwayne Washington	vs. Carolina	12/30/18
107	20	Chuck Muncie	vs. N.Y. Jets	12/4/77
107	30	George Rogers	vs. San Francisco	12/20/81
107	23	Ricky Williams	at Seattle	9/17/00
106	28	Dalton Hilliard	at New England	11/12/89
106	20	Gill Fenerty	vs. Minnesota	9/22/91
106	21	Derek Brown	vs. Green Bay	11/14/93
106	26	Mario Bates	at San Francisco	10/29/95
106	22	Mario Bates	vs. St. Louis Rams	11/5/95
106	18	Aaron Stecker	at St. Louis Rams	9/26/04
106*	12	Alvin Kamara	at Buffalo	11/12/17
105	22	Mark Ingram II	at Green Bay	10/22/17
105	24	Mike Strachan	vs. Green Bay	10/12/75
105#	20	Pierre Thomas	at Chicago	12/30/07
104	10	Gill Fenerty	at L.A. Rams	12/9/90
104	13	Mark Ingram II	at Cincinnati	11/11/18
103	18	Wayne Wilson	at Atlanta	10/9/83
103	20	Ricky Williams	vs. Philadelphia	9/24/00
103	20	Mark Ingram II	at Atlanta	11/17
103	16	Mark Ingram II	vs. Philadelphia	11/18/18

BIG GAMES

102	13	Chuck Muncie	at St. Louis Cardinals	10/23/77	375	Aaron Brooks	45	27	vs. N.Y. Giants	9/19/05
102	20	George Rogers	vs. Atlanta	9/2/84	375	Drew Brees	36	29	at Chicago	12/15/14
102	27	Ricky Williams	vs. Carolina	12/2/01	373	Drew Brees	43	34	vs. Arizona	10/27/19
102	21	Deuce McAllister	vs. Tampa Bay	10/10/04	371	Drew Brees	23	18	vs. New England	11/30/09
102	16	Pierre Thomas	vs. Atlanta	12/7/08	371	Drew Brees	57	35	vs. Tampa Bay	10/5/14
102	26	Tim Hightower	vs. Seattle	10/30/16	370	Jim Everett	43	29	vs. Atlanta	9/17/95
102	21	Latavius Murray	vs. Arizona	10/27/19	370	Drew Brees	44	31	vs. Houston	9/25/11
101	17	Deuce McAllister	vs. Indianapolis	9/28/03	370	Drew Brees	45	29	vs. San Diego	10/7/12
101	26	Deuce McAllister	vs. Carolina	10/26/03	370	Drew Brees	43	32	vs. Houston	9/9/19
100	20	Tony Galbreath	vs. L.A. Rams	10/30/77	369	Drew Brees	30	23	vs. N.Y. Giants	10/18/09
100	23	Deuce McAllister	at Atlanta	11/28/04	367	Drew Brees	48	37	at Kansas City	10/23/16
100	20	Aaron Stecker	at Atlanta	12/10/07	365	Drew Brees	38	30	vs. Atlanta	9/26/10
100	30	Mark Ingram II	at Carolina	10/30/14	364	Jim Everett	45	29	vs. Green Bay	12/16/95

* - part of a dual 100-yard game

- part of a 100-yard rushing/100-yard receiving game

+ - only QB in team history to rush for 100 yards or more

MOST BY PLAYER: Deuce McAllister (27), George Rogers (16), **Mark Ingram II** (15), Ricky Williams (12), Rueben Mayes (11), Chuck Muncie (7), Mario Bates (6), **Alvin Kamara** (6), Wayne Wilson (5), Dalton Hilliard (4), Pierre Thomas (4), Craig Heyward (3), Chris Ivory (3), Latavius Murray (3), Derek Brown (2), Gill Fenerly (2), Tony Galbreath (2), Tim Hightower (2), Aaron Stecker (2), Mike Strachan (2), Tony Baker (1), Mike Bell (1), Dwight Beverly (1), Aaron Brooks (1), Reggie Bush (1), Earl Campbell (1), Hokie Gajan (1), Bob Gresham (1), Andy Livingston (1), Alvin Maxson (1), Fred McAfee (1), Don McCall (1), Jimmy Rogers (1), Antowain Smith (1), Lamar Smith (1), **Dwayne Washington** (1), Ray Zellars (1).

300 YARD PASSING GAMES [157]

Yds	Player	A	C	Opponent	Date	Yds	Player	A	C	Opponent	Date
510	Drew Brees	52	37	vs. Cincinnati	11/19/06	351	Drew Brees	40	30	at Detroit	12/21/08
505	Drew Brees	50	39	vs. N.Y. Giants	11/11/15	351	Drew Brees	40	30	at Atlanta	1/11/17
465	Drew Brees	49	34	vs. Carolina	10/16/16	350	Drew Brees	50	29	at Carolina	10/1/06
446	Drew Brees	54	35	at Green Bay	9/30/12	349	Drew Brees	38	28	at Atlanta	11/26/06
446	Drew Brees	53	37	at Dallas	12/23/12	349	Drew Brees	40	29	vs. San Francisco	12/8/19
445	Drew Brees	49	35	vs. Jacksonville	11/4/07	347	Aaron Brooks	37	22	at San Francisco	11/11/01
441	Aaron Brooks	48	30	vs. Denver	12/3/00	346	Drew Brees	36	25	vs. L.A. Rams	11/4/18
439	Drew Brees	45	47	vs. Tampa Bay	9/9/18	345	Billy Kilmer	32	22	at St. Louis Cardinals	11/2/69
423	Drew Brees	42	28	vs. Oakland	9/11/16	344	Archie Manning	32	22	at Pittsburgh	11/5/78
422	Drew Brees	58	31	at Atlanta	11/9/08	343	Aaron Brooks	50	27	at New England	11/20/05
421	Drew Brees	48	39	at Denver	9/21/08	343	Jim Everett	27	23	at Denver	12/24/94
420	Drew Brees	45	35	vs. Baltimore	11/24/14	343	Drew Brees	32	23	vs. Tampa Bay	9/7/08
419	Drew Brees	49	35	at Washington	12/6/09	342	Drew Brees	36	26	vs. Detroit	12/4/11
419	Drew Brees	49	32	at Green Bay	9/8/11	342	Drew Brees	46	29	vs. Arizona	9/22/13
413	Drew Brees	39	30	vs. Miami	9/30/13	342	Drew Brees	45	28	at Detroit	10/19/14
412	Drew Brees	40	32	at Minnesota	12/18/11	341	Wade Wilson	34	22	at Atlanta	9/12/93
412	Drew Brees	36	25	vs. Jacksonville	12/27/15	341	Drew Brees	50	28	at Atlanta	11/29/12
398	Drew Brees	47	31	at Pittsburgh	11/12/06	341	Drew Brees	52	34	vs. Detroit	12/21/15
396	Drew Brees	43	29	vs. Carolina	12/30/12	340	Drew Brees	44	32	at Dallas	9/28/14
396	Drew Brees	49	39	at Atlanta	9/23/18	339	Drew Brees	41	30	vs. San Diego	10/26/08
393	Drew Brees	56	39	at St. Louis Rams	12/15/13	339	Drew Brees	52	24	vs. Washington	9/9/12
392	Drew Brees	41	34	vs. Dallas	11/10/13	337	Drew Brees	47	36	at Tennessee	12/11/11
389	Drew Brees	35	28	vs. Carolina	1/11/12	336	Drew Brees	39	31	at San Francisco	10/28/07
389	Drew Brees	48	37	at Arizona	12/18/16	335	Jim Everett	37	25	at Minnesota	11/19/95
387	Drew Brees	39	28	vs. Tennessee (OT)	11/8/15	335	Drew Brees	43	26	at Philadelphia	10/11/15
386	Drew Brees	49	30	vs. Carolina	12/28/08	333	Ken Stabler	43	29	vs. Tampa Bay	12/5/82
385	Drew Brees	41	29	vs. Washington	11/19/17	333	Drew Brees	42	29	at Atlanta	9/7/14
384	Drew Brees	38	26	at Dallas	12/10/06	332	Drew Brees	34	26	vs. Buffalo	10/27/13
383	Drew Brees	45	24	vs. Baltimore	10/29/06	331	Drew Brees	38	27	at Green Bay	10/22/17
383	Drew Brees	45	29	at Tampa Bay	10/16/11	330	Aaron Brooks	40	26	vs. Carolina	12/2/01
382	Drew Brees	51	30	at N.Y. Jets	11/3/13	330	Drew Brees	46	26	vs. Minnesota	10/6/08
382	Drew Brees	43	29	vs. Seattle	11/21/10	330	Drew Brees	35	24	vs. Carolina	11/8/09
381	Drew Brees	31	24	vs. Tampa Bay	12/29/13	328	Drew Brees	44	22	at San Francisco	11/22/98
377	Archie Manning	38	24	at San Francisco	12/7/80	328	Drew Brees	41	28	at Atlanta	11/20/07
377	Drew Brees	37	27	at Tampa Bay	10/21/12	326	Jim Everett	37	26	vs. Kansas City	9/4/94
376	Aaron Brooks	60	34	vs. Denver	11/21/04	326	Drew Brees	44	31	vs. Detroit	12/4/16
376	Jim Everett	46	31	vs. Washington	9/11/94	326	Drew Brees	39	27	vs. Pittsburgh	12/23/18
376	Drew Brees	54	36	vs. Atlanta	9/26/16	325	Dave Wilson	32	20	vs. Cincinnati	12/9/84
						325	Billy Joe Tolliver	48	24	at Carolina	11/19/98

BIG GAMES

325	Drew Brees	35	31	vs. Indianapolis	10/23/11	172*	9	Willie Snead IV	vs. Oakland	9/11/16
325	Drew Brees	49	31	at Carolina	9/16/12	170*	10	Joe Horn	vs. Denver	12/3/00
325	Drew Brees	47	23	vs. L.A. Chargers	10/12/20	169	10	Marques Colston	at Pittsburgh	11/12/06
323	Archie Manning	32	23	vs. Atlanta	10/19/80	169	9	Devery Henderson	vs. Cincinnati	11/19/06
323	Drew Brees	26	20	vs. Green Bay	11/24/08	167	9	Joe Horn	vs. San Francisco	11/5/00
323	Drew Brees	42	32	at Atlanta	1/3/16	167	11	Willie Jackson	at San Francisco	11/11/01
323	Drew Brees	49	28	at San Francisco	11/6/16	167	5	Joe Horn	vs. Kansas City	11/14/04
322	Drew Brees	43	30	at Atlanta	11/13/11	166	8	Marques Colston	vs. N.Y. Giants	10/18/09
322	Drew Brees	46	26	at Tampa Bay	9/15/13	165	8	Danny Abramowicz	at Cincinnati	11/29/70
320	Bobby Hebert	39	28	vs. L.A. Raiders	12/16/91	164	3	Eric Martin	vs. Green Bay	9/14/86
320	Drew Brees	60	35	at Chicago	12/30/07	163*	6	Marques Colston	vs. Baltimore	10/29/06
320	Drew Brees	30	26	vs. Oakland	10/12/08	162	5	Kenny Stills	at Pittsburgh	11/30/14
318	Aaron Brooks	40	23	vs. Cleveland	11/24/02	160	8	Joe Horn	vs. Carolina	12/5/04
317	Steve Walsh	42	25	at San Francisco	12/1/91	159	4	Larry Burton	at Atlanta	11/2/75
316	Aaron Brooks	41	24	at St. Louis Rams	9/26/04	159	10	Marques Colston	vs. Jacksonville	11/4/07
315	Drew Brees	30	26	vs. Arizona	12/16/07	158	4	Devery Henderson	at Atlanta	11/26/06
314	Archie Manning	40	25	vs. San Francisco	9/7/80	157	10	Tre'Quan Smith	vs. Philadelphia	11/18/18
314	Archie Manning	36	25	at Detroit	10/12/80	156	12	Danny Abramowicz	vs. Pittsburgh	10/29/67
314	Drew Brees	32	24	at Tampa Bay	11/5/06	156	5	Michael Haynes	at Cincinnati	9/15/96
314	Teddy Bridgewater	34	26	vs. Tampa Bay	10/6/19	156	8	Willie Jackson	vs. St. Louis	12/17/01
313	Drew Brees	29	24	at Cincinnati	12/5/10	156	10	Michael Thomas	12/17	12/17
313	Drew Brees	42	30	vs. Carolina	12/8/13	154	3	Keith Poole	at Atlanta	10/18/98
313	Drew Brees	47	30	vs. Atlanta	12/21/14	153	8	Eric Martin	vs. Cleveland	10/14/90
312	Drew Brees	39	30	vs. Atlanta	10/15/15	153	9	Marques Colston	at Green Bay	9/30/12
312	Drew Brees	41	31	at Tampa Bay	12/13/15	153*	10	Marques Colston	at Dallas	12/23/12
312	Drew Brees	38	26	at Las Vegas	9/21/20	152	13	Michael Thomas	vs. Atlanta	11/10/19
311	Drew Brees	34	25	at Philadelphia	9/20/09	151	8	Eric Martin	at Phoenix	10/18/92
311	Drew Brees	32	27	vs. Green Bay	10/26/14	150	9	Quinn Early	at Minnesota	11/19/95
311	Drew Brees	39	30	vs. Carolina	11/24/19	150	13	Joe Horn	vs. Carolina	12/2/01
311	Drew Brees	26	19	vs. Minnesota	12/25/20	149	6	Lance Moore	vs. Atlanta	9/26/10
310	Luke McCown	38	31	at Carolina	9/27/15	148	8	Sean Dawkins	at San Francisco	11/22/98
310	Drew Brees	36	28	vs. L.A. Rams	11/27/16	148	8	Joe Horn	vs. Indianapolis	11/18/01
308	Bobby Hebert	49	31	vs. San Francisco	10/8/89	147*	9	Benjamin Watson	vs. N.Y. Giants	11/1/15
308	Drew Brees	33	25	vs. Atlanta	11/2/09	146	10	Eric Martin	at Washington	11/6/88
307	Aaron Brooks	39	16	at New England	11/25/01	146	7	Jimmy Graham	vs. Atlanta	11/11/12
307	Drew Brees	39	23	vs. Atlanta	12/26/11	145	7	Al Dodd	at St. Louis	11/2/69
307	Drew Brees	39	26	vs. Tampa Bay	12/16/12	145	7	Marques Colston	vs. Carolina	1/1/12
307	Drew Brees	30	29	vs. Indianapolis	12/16/19	144	7	Danny Abramowicz	at Washington	12/17/67
306	Archie Manning	40	25	vs. Philadelphia	11/9/80	144	8	Henry Childs	at San Francisco	12/7/80
305	Drew Brees	44	34	vs. Pittsburgh	10/31/10	143*	9	Joe Horn	vs. N.Y. Giants	9/19/05
305	Drew Brees	43	30	vs. San Francisco	11/17/13	143*	6	Brandin Cooks	vs. Oakland	9/11/16
303	Archie Manning	53	33	at Green Bay	9/10/78	142	8	Robert Meachem	at Washington	12/6/09
303	Drew Brees	29	21	vs. Denver	11/13/16	141*	8	Donté Stallworth	vs. N.Y. Giants	9/19/05
302	John Fourcade	27	15	at Buffalo	12/10/89	141*	6	Willie Snead IV	at Philadelphia	10/11/15
302	Drew Brees	49	35	at Atlanta	12/27/10	141	7	Ted Ginn Jr.	at Green Bay	10/22/17
301	Archie Manning	39	24	vs. New England	12/21/80	140	7	Danny Abramowicz	vs. San Francisco	12/13/70
301	Bobby Hebert	35	22	at San Francisco	11/15/92	140	8	Wes Chandler	vs. Atlanta	10/19/80
300	Dave Wilson	45	19	at Atlanta	10/20/85	140	7	Marques Colston	at Atlanta	11/9/08
						139*	9	Wes Chandler	vs. Philadelphia	11/9/80
						139	13	Alvin Kamara	vs. Green Bay	9/27/20
						138	4	Eddie Kennison	vs. Atlanta	10/10/99
						138	7	Joe Horn	at Atlanta	12/9/01
						136	12	Michael Thomas	at Tennessee	12/22/19
						135	10	Jimmy Graham	at Chicago	10/6/13
						135	5	Eugene Goodlow	vs. San Francisco	12/15/85
						134	3	Joe Horn	at Atlanta	11/17/02
						134	9	Jimmy Graham	vs. Arizona	9/22/13
						134	11	Michael Thomas	vs. San Francisco	12/8/19
						133	8	Joe Horn	at Atlanta	10/19/03
						133	9	Joe Horn	vs. NY Giants	12/14/03
						132	6	Eric Martin	vs. L.A. Rams	10/30/88
						132	10	Floyd Turner	at San Francisco	12/1/91
						132	5	Marques Colston	at Carolina	10/1/06
						132	10	Jimmy Graham	at Jacksonville	10/2/11
						131	6	Hoby Brenner	vs. St. Louis	9/23/84
						131	5	Eric Martin	vs. N.Y. Jets	10/15/89
						131	10	Eric Martin	at Washington	11/18/90
						131	9	Reggie Bush	vs. San Francisco	12/3/06
						131*	9	Marques Colston	vs. San Diego	10/7/12
						131	9	Michael Thomas	at Chicago	10/20/19
						130	10	Michael Thomas	at Kansas City	10/23/16

MOST BY PLAYER: Drew Brees (116), Aaron Brooks (10), Archie Manning (9), Jim Everett (6), Bobby Hebert (4), Billy Joe Tolliver (2), Dave Wilson (2), Teddy Bridgewater (1), Kerry Collins (1), John Fourcade (1), Billy Kilmer (1), Luke McCown (1), Ken Stabler (1), Steve Walsh (1), Wade Wilson (1).






100 YARD RECEIVING GAMES

[253]

Yds	No	Player	Opponent	Date
211	12	Michael Thomas	vs. L.A. Rams	11/4/18
205	6	Wes Chandler	vs. Atlanta	9/2/79
200	6	Torrance Small	at Denver	12/24/94
186	7	Brandin Cooks	at Arizona	12/18/16
182	11	Michael Thomas	vs. Tampa Bay	10/6/19
180	10	Joe Horn	vs. San Francisco	11/5/00
180	16	Michael Thomas	vs. Tampa Bay	9/9/18
179	9	Floyd Turner	vs. Chicago	10/27/91
179	10	Jimmy Graham	at Tampa Bay	9/15/13
173	7	Brandin Cooks	vs. Carolina	10/16/16

BIG GAMES

130	6	Eric Martin	vs. Houston	12/13/87	115	5	Lance Moore	vs. Green Bay	11/24/08
129	8	Danny Abramowicz	vs. Pittsburgh	12/21/69	115*	9	Jimmy Graham	vs. Carolina	12/30/12
129	8	Donté Stallworth	vs. Buffalo	10/2/05	114	7	Dave Parks	at St. Louis	10/11/70
129	8	Marques Colston	vs. St. Louis	11/11/07	114	3	Michael Lewis	vs. Cleveland	11/24/02
129	8	Jimmy Graham	at Carolina	10/9/11	114	3	Donté Stallworth	vs. Dallas	11/23/03
129	3	Kenny Stills	vs. Buffalo	10/27/13	114	8	Marques Colston	vs. Arizona	12/16/07
129*	10	Michael Thomas	at Atlanta	9/23/18	114*	7	Darren Sproles	vs. Miami	9/30/13
128	10	Alvin Kamara	at Seattle	10/25/21	114*	8	Marques Colston	vs. N.Y. Giants	11/1/15
128	13	Darren Sproles	at Carolina	9/16/12	114	8	Michael Thomas	at Tampa Bay	11/17/19
128	12	Michael Thomas	vs. Indianapolis	12/16/19	113	5	Danny Abramowicz	vs. San Francisco	11/23/69
127	12	John Beasley	at San Diego	11/18/73	113*	4	Brett Bech	vs. Buffalo	12/27/98
127	4	Wes Chandler	at San Francisco	9/23/79	113	9	Andre Hastings	at St. Louis	11/28/99
127	4	Quinn Early	vs. L.A. Raiders	12/16/91	113	9	Donté Stallworth	vs. San Francisco	9/19/04
127	10	Benjamin Watson	vs. Atlanta	10/15/15	113	5	Donté Stallworth	at Dallas	12/12/04
126*	5	Joe Horn	vs. Baltimore	10/29/06	113	8	David Patten	at Seattle	10/14/07
125	6	Reggie Bush	at Dallas	12/10/06	113	8	Marques Colston	vs. Seattle	11/21/10
125	9	Marques Colston	vs. Carolina	12/8/13	113	8	Marques Colston	at Atlanta	11/13/11
124	5	Randal Hill	vs. Arizona	12/14/97	112	7	Henry Childs	at Green Bay	9/9/79
124*	7	Jimmy Graham	at Tampa Bay	10/16/11	112*	10	Cameron Cleeland	vs. Buffalo	12/27/98
124	10	Brandin Cooks	vs. Detroit	12/21/15	112	8	Reggie Bush	vs. Tampa Bay	9/7/08
124*	15	Alvin Kamara	at Atlanta	9/23/18	112	10	Marques Colston	vs. Cleveland	10/24/10
123	9	Joe Horn	at Oakland	10/24/04	112	9	Alvin Kamara	vs. Tampa Bay	9/9/18
123*	11	Marques Colston	at Tampa Bay	11/5/06	112	11	Michael Thomas	vs. Arizona	10/27/19
123	7	Marques Colston	vs. Carolina	12/28/08	112	6	Marquez Callaway	at Tampa Bay	12/19/21
123*	8	Devery Henderson	vs. San Diego	10/7/12	111	6	Hoby Brenner	at Atlanta	10/20/85
123	7	Lance Moore	at Atlanta	11/29/12	111	8	Eric Martin	vs. Denver	11/20/88
123	5	Brandin Cooks	vs. Jacksonville	12/27/15	111	7	Eric Martin	vs. Houston	9/5/93
123*	10	Michael Thomas	vs. Houston	9/9/19	111	6	Donté Stallworth	at Cincinnati	12/22/02
122	14	Tony Galbreath	at Green Bay	9/10/78	111	10	Joe Horn	vs. Houston	9/14/03
122	4	Andre Hastings	vs. Dallas	12/6/98	111*	3	Devery Henderson	at Tampa Bay	11/5/06
122*	8	Robert Wilson	vs. Denver	12/3/00	111*	6	Marques Colston	at Detroit	10/19/14
122	10	Donté Stallworth	vs. Denver	11/21/04	111	3	Tre'Quan Smith	vs. Washington	10/8/18
122	9	David Patten	at Atlanta	12/10/07	110	5	Danny Abramowicz	vs. San Francisco	9/26/71
122	7	Willie Snead IV	vs. Tampa Bay	12/13/15	110	5	Dave Parks	at San Francisco	10/22/72
122	12	Emmanuel Sanders	vs. L.A. Chargers	10/12/20	110	5	Sean Dawkins	vs. Carolina	9/13/98
121	6	Henry Childs	at Seattle	11/18/79	110	9	Boo Williams	at Philadelphia	11/23/03
121	5	Michael Haynes	vs. San Francisco	11/3/96	110	6	Joe Horn	vs. Seattle	9/12/04
121	5	Randal Hill	at Chicago	10/5/97	110	6	Joe Horn	vs. Philadelphia	10/15/06
121	8	Joe Horn	at St. Louis Rams	10/28/01	110	5	Marques Colston	at Atlanta	9/7/14
121#	12	Pierre Thomas	at Chicago	12/30/07	109	2	Walt Roberts	at Philadelphia	11/19/67
121*	4	Marques Colston	vs. New England	11/30/09	109	8	Joe Horn	vs. San Francisco	10/20/02
121	9	Lance Moore	at Tampa Bay	10/21/12	109	5	David Patten	at San Francisco	10/28/07
121*	4	Lance Moore	vs. Carolina	12/30/12	109	7	Coby Fleener	vs. Atlanta	9/26/16
120	4	Dave Parks	at N.Y. Giants	10/8/72	109	11	Michael Thomas	vs. Pittsburgh	12/23/18
120	9	Eric Martin	vs. Philadelphia	12/18/89	108	8	Joe Horn	at Tampa Bay	9/8/02
120	5	Eric Martin	vs. Cincinnati	1/2/94	108	5	Az-Zahir Hakim	at Green Bay	10/9/05
120	6	Andre Hastings	vs. St. Louis Rams	12/7/97	108	9	Michael Thomas	vs. L.A. Rams	11/27/16
120	6	Joe Horn	vs. Green Bay	9/15/02	107	5	Eric Martin	vs. L.A. Rams	11/26/89
120	6	Lance Moore	vs. Washington	9/9/12	107	7	Marques Colston	vs. Dallas	11/10/13
119*	4	Ike Harris	vs. Philadelphia	11/9/80	107*	5	Brandin Cooks	at Philadelphia	10/11/15
119	6	Mike Jones	vs. Miami	12/7/86	106	7	Tony Galbreath	vs. Oakland	12/3/79
119	3	Robert Meachem	vs. Detroit	12/4/11	106	6	Wes Chandler	at Detroit	10/12/80
118	9	Joe Horn	vs. Tampa Bay	12/7/03	106	5	Joe Horn	vs. Tampa Bay	12/1/02
118	9	Marques Colston	at Houston	11/18/07	106	6	Marques Colston	at Tampa Bay	11/30/08
118*	7	Marques Colston	at Tampa Bay	10/16/11	106	3	Robert Meachem	at Cincinnati	12/5/10
118	10	Marques Colston	at Cleveland	9/14/14	106	2	Joseph Morgan	at N.Y. Giants	12/9/12
117	7	Wes Chandler	vs. Atlanta	11/12/78	105	9	Danny Abramowicz	at Atlanta	12/7/69
117*	3	Henry Childs	at Atlanta	11/25/79	105	6	Hoby Brenner	vs. Chicago	9/18/83
117	8	Wes Chandler	at Atlanta	9/6/81	105	5	Joe Horn	at San Francisco	12/30/00
117	8	Quinn Early	vs. Green Bay	12/16/95	105	8	Willie Jackson	at N.Y. Giants	9/30/01
117	9	Michael Thomas	at Buffalo	11/12/17	105	4	Jeremy Shockey	at Miami	10/25/09
117	10	Michael Thomas	at Atlanta	12/7/17	105	6	Marques Colston	at Dallas	11/25/10
116	5	Eric Martin	at L.A. Rams	10/22/89	105	7	Marques Colston	at Tennessee	12/11/11
116	12	Joe Horn	at San Diego	9/10/00	105	9	Michael Thomas	at Atlanta	12/6/20
116	7	Joe Horn	vs. Atlanta	12/17/00	104	6	Keith Poole	at Carolina	1/2/00
116*	3	Devery Henderson	vs. New England	11/30/09	104	4	Devery Henderson	vs. Minnesota	10/6/08
116	9	Jimmy Graham	at N.Y. Jets	11/13/13	104*	7	Darren Sproles	at Dallas	12/23/12
115	9	Danny Abramowicz	vs. Baltimore	10/19/69	104	6	Brandin Cooks	vs. Carolina	12/6/15
115	4	Paul Seal	vs. Philadelphia	10/27/74	104	9	Michael Thomas	vs. Atlanta	11/22/15
115	5	Floyd Turner	vs. Atlanta	11/24/91	103	6	Dave Parks	vs. Pittsburgh	12/15/68



RECORDS

BIG GAMES

103	6	Wes Chandler	vs. San Francisco	12/3/78
103*	6	Wes Chandler	at Atlanta	11/25/79
103	6	Larry Hardy	vs. San Francisco	9/7/80
103	6	Lindsay Scott	vs. St. Louis	9/12/82
103	6	Eric Martin	vs. L.A. Rams	10/11/92
103	5	Michael Haynes	at Atlanta	12/11/94
103	5	Devery Henderson	vs. Detroit	9/13/09
103	3	Devery Henderson	vs. Chicago	9/18/11
103*	5	Kenny Stills	at Detroit	10/19/14
102	6	Sean Dawkins	at Carolina	11/1/98
102	5	Donté Stallworth	vs. Carolina	12/18/05
102	8	Lance Moore	at Kansas City	11/16/08
101	8	Danny Abramowicz	at N.Y. Giants	10/6/68
101	4	Tyrone Young	at Cleveland	10/28/84
101	3	Hoby Brenner	vs. Cincinnati	12/9/84
101	7	Eric Martin	at St. Louis	10/11/87
101	2	Eric Martin	vs. Tampa Bay	12/6/87
101	8	Quinn Early	vs. Kansas City	9/4/94
101	6	Joe Horn	at Carolina	11/10/02
101	8	Donté Stallworth	at Seattle	9/7/03
101	9	Joe Horn	at Atlanta	11/28/04
101	4	Devery Henderson	vs. Carolina	10/7/07
101	7	Lance Moore	vs. San Francisco	9/28/08
101	10	Robert Meachem	at Atlanta	12/27/10
101	6	Alvin Kamara	at L.A. Rams	11/26/17
101*	7	Ted Ginn Jr.	vs. Houston	9/9/19
101	10	Michael Thomas	vs. Carolina	11/24/19
100	3	Henry Childs	at Atlanta	11/26/78
100	4	Eric Martin	at Buffalo	12/10/89
100	6	Az-Zahir Hakim	at St. Louis	10/23/05
100	4	Jimmy Graham	vs. Houston	9/25/11
100*	4	Jimmy Graham	vs. Miami	9/30/13
100	5	Jimmy Graham	at Atlanta	11/21/13
100	6	Devery Henderson	at Green Bay	9/8/11

* - part of a dual 100-yard game

- part of a 100-yard receiving/100-yard rushing game

MOST BY PLAYER: Marques Colston (28), Joe Horn (28), **Michael Thomas** (21), Eric Martin (18), Jimmy Graham (13), Danny Abramowicz (10), Devery Henderson (10), Wes Chandler (9), Donté Stallworth (9), Lance Moore (8), Brandin Cooks (7), Henry Childs (5), **Alvin Kamara** (5), Hoby Brenner (4), Quinn Early (4), Robert Meachem (4), Dave Parks (4), Reggie Bush (3), Sean Dawkins (3), Andre Hastings (3), Michael Haynes (3), Willie Jackson (3), David Patten (3), Willie Snead IV (3), Darren Sproles (3), Kenny Stills (3), Floyd Turner (3), Tony Galbreath (2), Ted Ginn Jr. (2), Az-Zahir Hakim (2), Randal Hill (2), Keith Poole (2), Benjamin Watson (2), **Tre'Quan Smith** (2), John Beasley (1), Brett Bech (1), Larry Burton (1), **Marquez Callaway** (1), Cameron Cleeland (1), Al Dodd (1), Coby Fleener (1), Eugene Goodlow (1), Larry Hardy (1), Ike Harris (1), Mike Jones (1), Eddie Kennison (1), Michael Lewis (1), Joseph Morgan (1), Walt Roberts (1), Emmanuel Sanders (1), Lindsay Scott (1), Paul Seal (1), Jeremy Shockey (1), Torrance Small (1), Pierre Thomas (1), Boo Williams (1), Robert Wilson (1), Tyrone Young (1).

3-SACK GAMES [39]

Sacks	Player	Opponent	Date
4	Rickey Jackson	at Atlanta	12/14/86
4	Rickey Jackson	at Detroit	9/18/88
4	Pat Swilling	vs. Tampa Bay	11/11/90
4	Wayne Martin	vs. Atlanta	12/3/92
4	Wayne Martin	vs. Detroit	9/21/97
4	Cameron Jordan	at Atlanta	11/28/19
3.5	Cameron Jordan	vs. Carolina	1/2/22
3.5	Jim Wilks	at Philadelphia	12/11/83
3.5	Pat Swilling	at Atlanta	11/19/89
3	Bruce Clark	vs. Tampa Bay	9/9/84
3	Bruce Clark	at L.A. Raiders	10/13/85
3	Rickey Jackson	at Cincinnati	12/20/87
3	Pat Swilling	vs. N.Y. Giants	11/27/88
3	Pat Swilling	at L.A. Rams	10/22/89
3	Pat Swilling	vs. Atlanta	10/29/89
3	Frank Warren	vs. Philadelphia	12/18/89
3	Rickey Jackson	at Atlanta	9/29/91
3	Pat Swilling	at L.A. Rams	11/3/91
3	Rickey Jackson	vs. L.A. Rams	10/11/92
3	Renaldo Turnbull	vs. Detroit	9/19/93
3	Renaldo Turnbull	at Phoenix	10/31/93
3	Rickey Jackson	vs. Green Bay	11/14/93
3	Darion Conner	at Tampa Bay	9/18/94
3	La'Roi Glover	vs. St. Louis	11/15/98
3	La'Roi Glover	at Baltimore	12/19/99
3	La'Roi Glover	at Chicago	10/8/00
3	La'Roi Glover	vs. Carolina	10/15/00
3	Joe Johnson	at Carolina	11/12/00
3	La'Roi Glover	at St. Louis	11/26/00
3	Joe Johnson	at Buffalo	9/9/01
3	Charlie Clemons	at N.Y. Giants	9/30/01
3	Darrin Smith	vs. Pittsburgh	10/6/02
3	Darren Howard	at Washington	10/13/02
3	Willie Whitehead	at Tampa Bay	11/2/03
3	Charles Grant	at St. Louis	9/26/04
3	Cameron Jordan	vs. Philadelphia	11/5/12
3	Junior Galette	vs. Carolina	12/8/13
3	Cameron Jordan	vs. Atlanta	10/15/15
3	David Onyemata	at Dallas	11/29/18
3	Cameron Jordan	vs. Atlanta	11/22/20

MOST BY PLAYER: Rickey Jackson (6), Pat Swilling (6), La'Roi Glover (5), **Cameron Jordan** (5), Bruce Clark (2), Joe Johnson (2), Wayne Martin (2), Renaldo Turnbull (2), Frank Warren (1), Darion Conner (1), Charlie Clemons (1), Junior Galette (1), Charles Grant (1), Darren Howard (1), **David Onyemata** (1), Darrin Smith (1), Willie Whitehead (1), Jim Wilks (1).

REGULAR SEASON

600+ YARDS TOTAL OFFENSE

SAINTS – 608, vs. N.Y. Giants, 11/1/15 (103 rushing, 505 passing) **Opponent** – 605, vs. Minnesota, 10/17/04 (188 rushing, 417 passing)

500+ YARDS TOTAL OFFENSE

SAINTS – 583, vs. Minnesota, 12/25/20 (264 rushing, 319 passing) **Opponent** – 516, vs. San Francisco, 12/8/19 (162 rushing, 354 passing)

400+ YARDS TOTAL OFFENSE

SAINTS – 405, vs. Dallas, 12/2/21 (170 rushing, 235 passing) **Opponent** – 421, vs. Tampa Bay, 10/31/21 (71 rushing, 350 passing)

400+ YARDS PASSING BY A PLAYER

SAINTS – 439, QB Drew Brees, vs. Tampa Bay, 9/9/18 (45-37-3-0) **Opponent** – 402, QB Daniel Jones vs. New York Giants, 10/3/21 (40-28-2-1)

300+ YARDS PASSING BY A PLAYER

SAINTS – 311, QB Drew Brees, vs. Minnesota, 12/25/20 (26-19-0-2) **Opponent** – 343, QB Matt Ryan, vs. Atlanta, 11/7/21 (30-23-2-0)

SEVEN TD PASSES BY A PLAYER

SAINTS – QB Drew Brees, vs. N.Y. Giants, 11/1/15 **Opponent** – Has never happened

SIX TD PASSES BY A PLAYER

SAINTS – QB Drew Brees, vs. Detroit, 9/13/09 **Opponent** – QB Eli Manning, vs. N.Y. Giants, 11/1/15

FIVE TD PASSES BY A PLAYER

SAINTS – QB Jameis Winston, vs. Green Bay, 9/12/21 **Opponent** – QB Cam Newton, vs. Carolina, 12/6/15

FOUR TD PASSES BY A PLAYER

SAINTS – QB Jameis Winston, vs. Washington, 10/10/21 **Opponent** – QB Josh Allen, vs. Buffalo, 11/25/21

200 YARDS RUSHING BY A PLAYER

SAINTS – 203, RB Rueben Mayes (28 att.), vs. Miami, 12/7/86 **Opponent** – 210, RB DeAngelo Williams (21 att.), vs. Carolina, 12/30/12

100 YARDS RUSHING BY A PLAYER

SAINTS – 146, RB Alvin Kamara (30 att.), at Atlanta, 1/9/22 **Opponent** – 115, RB Miles Sanders (14 att.) and 106, QB Jalen Hurts (18 att.), at Philadelphia, 12/13/20

TWO 100-YARD RUSHERS IN A GAME

SAINTS – 131, RB Mark Ingram II (21 att.) & 106, RB Alvin Kamara (12 att.), at Buffalo, 11/12/17 **Opponent** – 115, RB Miles Sanders (14 att.) and 106, QB Jalen Hurts (18 att.), at Philadelphia, 12/13/20

300 YARDS RECEIVING BY A PLAYER

SAINTS – Has never happened **Opponent** – 336, WR Willie Anderson, vs. L.A. Rams, 11/26/89 (15 rec.) – **NFL Record**

200 YARDS RECEIVING BY A PLAYER

SAINTS – 211, WR Michael Thomas, vs. L.A. Rams, 11/4/18 (12 rec.) **Opponent** – 218, WR Alshon Jeffery, at Chicago, 10/6/13 (10 rec.)

100 YARDS RECEIVING BY A PLAYER

SAINTS – 112, WR Marquez Callaway (6 rec.), at Tampa Bay, 12/19/21 **Opponent** – 126, WR Russell Gage (9 rec.) at Atlanta, 1/9/22

TWO 100-YARD RECEIVERS IN A GAME

SAINTS – 101, WR Ted Ginn Jr. (7 rec.) and 123, WR Michael Thomas (10 rec.), vs. Houston, 9/9/19 **Opponent** – 118, WR Curtis Samuel (7 rec.) and 101, WR DJ Moore (5 rec.), at Carolina, 1/3/21

SIX TDS RUSHING BY A PLAYER

SAINTS – RB Alvin Kamara, vs. Minnesota, 12/25/20 **Tied NFL Record Opponent** – Has never happened

FOUR TDS RUSHING BY A PLAYER

SAINTS – Has never happened **Opponent** – RB Mike Anderson, vs. Denver, 12/3/00

THREE TDS RUSHING BY A PLAYER

SAINTS – RB Alvin Kamara, at N.Y. Giants, 9/30/18 **Opponent** – QB Jalen Hurts, at Philadelphia, 11/21/21

FOUR TD CATCHES BY A PLAYER

SAINTS – WR Joe Horn, vs. N.Y. Giants, 12/14/03 **Opponent** – WR Dave Williams, at St. Louis Cardinals, 11/2/69

THREE TD CATCHES BY A PLAYER

SAINTS – WR Marques Colston, vs. San Diego, 10/7/12 **Opponent** – WR Odell Beckham Jr., vs. N.Y. Giants, 11/1/15

SIX TDS BY A PLAYER (rushing, receiving, return)

SAINTS – RB Alvin Kamara, vs. Minnesota, 12/25/20 (six rushing) **Tied**

NFL Record Opponent – Has never happened

FOUR TDS BY A PLAYER (rushing, receiving, return)

SAINTS – RB Reggie Bush, vs. San Francisco, 12/3/06 (three rushing, one receiving) **Opponent** – RB Mike Anderson, vs. Denver, 12/3/00 (all rushing)

THREE TDS BY A PLAYER (rushing, receiving, return)

SAINTS – RB Alvin Kamara, vs. L.A. Rams, 11/4/18 (two rushing, one receiving) **Opponent** – QB Jalen Hurts at Philadelphia, 11/21/21 (all rushing)

SEVEN FIELD GOALS ATTEMPTED IN A GAME BY PLAYER

SAINTS – K Morten Andersen, vs. San Francisco, 10/25/87 (Five made) **Opponent** – K Bobby Howfield, at N.Y. Jets, 12/3/72 (Six made)

SIX FIELD GOALS ATTEMPTED IN A GAME BY A PLAYER

SAINTS – K John Carney, at St. Louis Rams, 9/26/04 (Five made) **Opponent** – K Ryan Succop, vs. Kansas City, 9/23/12 (Six made)

FIVE FIELD GOALS ATTEMPTED IN A GAME BY A PLAYER

SAINTS – K Wil Lutz, at Chicago, 11/1/20 (Four made) **Opponent** – K Greg Zuerlein, at L.A. Rams, 11/26/17 (Four made).

FOUR FIELD GOALS ATTEMPTED BY A PLAYER

SAINTS – K Brett Maher, vs. Carolina, 1/2/22 (Four made) **Opponent** – K Jake Elliott, at Philadelphia, 11/21/21 (Four made)

SIX FIELD GOALS CONVERTED BY A PLAYER

SAINTS – Has never happened **Opponent** – K Ryan Succop, vs. Kansas City, 9/23/12 (Six attempts)

FIVE FIELD GOALS CONVERTED BY A PLAYER

SAINTS – K John Carney, at St. Louis Rams, 9/26/04 (Six attempts) **Opponent** – K Matt Prater, vs. Detroit, 12/4/16 (Five attempts).

FOUR FIELD GOALS CONVERTED BY A PLAYER

SAINTS – K Brett Maher, vs. Carolina, 1/2/22 (Four attempts) **Opponent** – K Jake Elliott, at Philadelphia, 11/21/21 (Four attempts)



LAST TIME

THREE INTS IN A GAME BY A PLAYER

SAINTS – S **Sammy Knight**, at Buffalo, 9/9/01 (40 yards) **Opponent** – LB **Keith Bulluck**, vs. Tennessee, 9/21/07 (51 yards)

INTERCEPTION RETURNED FOR A TD

SAINTS – CB **P.J. Williams** (40 yards), vs. Tampa Bay, 10/31/21
Opponent – CB **Nike Needham** (28 yards) vs. Miami, 12/27/21

FUMBLE RETURNED FOR A TD

SAINTS – S **Vonn Bell**, at Seattle, 9/22/19 (33 yards) **Opponent** – S **Justin Evans**, vs. Tampa Bay, 9/9/18, (34 yards)

PUNT RETURNED FOR A TD

SAINTS – WR/RS **Deonte Harris**, at Seattle, 9/22/19 (53 yards)
Opponent – CB **Jamal Agnew**, vs. Detroit, 10/15/17 (74 yards)

KICKOFF RETURNED FOR A TD

SAINTS – RB **Alvin Kamara**, at Tampa Bay, 12/31/17 (106 yards) **Opponent** – WR **Cordarrelle Patterson**, at Chicago, 10/20/19 (102 yards)

PUNT BLOCKED

SAINTS – LB **Andrew Dowell**, at New England, 9/26/21 **Opponent** – DE **Robert Quinn**, at St. Louis Rams, 10/30/11

PUNT BLOCKED AND RETURNED FOR TD

SAINTS – DB **Justin Hardee**, vs. Tampa Bay, 11/5/17 (7 yards) **Opponent** – FB **Mosi Tatupu**, vs. New England, 11/30/86 (17 yards)

PUNT BLOCKED RECOVERED IN END ZONE FOR TD

SAINTS – S **Steve Gleason** (Blocked) and CB **Curtis Deloatch** (Recovered for TD) vs. Atlanta, 9/25/06 **Opponent** – LB **Roy Bennett**, at San Diego, 10/9/88

PUNT BLOCKED FOR A SAFETY

SAINTS – CB **Robert Massey**, vs. Cleveland, 10/14/90. **Opponent** – Has never happened.

SAFETY SCORED

SAINTS – fumble went out of bounds in end zone, vs. Kansas City, 12/20/20 **Opponent** – QB **Drew Brees** sacked in end zone, vs. Kansas City, 9/23/12

FIELD GOAL BLOCKED

SAINTS – DE **Carl Granderson**, at Carolina, 9/19/21 (50-yard attempt) **Opponent** – LB **L.J. Fort**, vs. Pittsburgh, 12/23/18 (50-yard attempt)

FG BLOCKED AND RETURNED FOR TD

SAINTS – CB **Fred Thomas**, vs. N.Y. Giants, 12/14/03 (64 yards), kick blocked by DT **Kenny Smith** **Opponent** – CB **Janoris Jenkins**, at N.Y. Giants, 9/18/16 (65 yards), kick blocked by DT **Jonathan Hankins**

PAT KICK MISSED

SAINTS – K **Brett Maher**, vs. Carolina, 1/2/22 (right upright) **Opponent** – K **Zane Gonzalez**, at Carolina, 9/19/21 (wide left)

PAT KICK BLOCKED

SAINTS – DT **Kevin Williams**, vs. Carolina, 12/6/15 **Opponent** – DB **Justin Simmons**, vs. Denver, 11/13/16

PAT BLOCKED AND RETURNED FOR A TWO-POINT CONVERSION

SAINTS – LB **Stephone Anthony** (82 yds.), vs. Carolina, 12/6/15 **Opponent** – S **Will Parks**, vs. Denver, 11/13/16, kick blocked by DB **Justin Simmons**

TWO-POINT ATTEMPT MADE

SAINTS – RB **Alvin Kamara** rush, at Tampa Bay, 12/9/18 **Opponent** – QB **Daniel Jones** run, vs. N.Y. Giants, 10/31/21

TWO-POINT ATTEMPT FAILED

SAINTS – QB **Trevor Siemian** pass, vs. Buffalo, 11/25/21 **Opponent** – RB **Chris Godwin** rush, vs. Tampa Bay, 10/31/21

40+ POINTS SCORED IN A GAME

SAINTS – 42, at Carolina, 12/29/19
Opponent – 40, at Philadelphia, 11/21/21

50+ POINTS SCORED IN A GAME

SAINTS – 52, vs. Minnesota, 12/25/20
Opponent – 52, at N.Y. Giants, 12/9/12

SHUTOUT SCORED IN A GAME

SAINTS – 9-0, at Tampa Bay, 12/19/21
Opponent – 0-38, vs. San Francisco, 1/6/02

INDIVIDUAL PLAYOFF RECORDS

SCORING

MOST POINTS

SAINTS - 18, Willie Jackson, vs. St. Louis Rams (12/30/00)
Opponent - 18, Adrian Peterson, vs. Minnesota (1/24/10)

MOST TOUCHDOWNS

SAINTS - 3, Willie Jackson, vs. St. Louis Rams (12/30/00)
Opponent - 3, Adrian Peterson, vs. Minnesota (1/24/10)

MOST PATS

SAINTS - 6 (2x), last John Kasay, vs. Detroit (1/7/12)
Opponent - 5, Chuck Nelson, vs. Minnesota (1/3/88)

RUSHING

MOST YARDS GAINED

SAINTS - 143, Deuce McAllister (21 att.), vs. Philadelphia (1/13/07)
Opponent - 140, Marshawn Lynch (28 att.), at Seattle (1/11/14)

MOST ATTEMPTS

SAINTS - 23, Alvin Kamara, vs. Chicago (1/10/20)
Opponent - 28 (2x), last Dalvin Cook, vs. Minnesota (1/5/20)

MOST TOUCHDOWNS

SAINTS - 2 (2x), Julius Jones, at Seattle (1/8/11); Darren Sproles, vs. Detroit (1/7/12)
Opponent - 3, Adrian Peterson, vs. Minnesota (1/24/10)

HIGHEST AVERAGE PER ATTEMPT (min. 4 rushes)

SAINTS - 16.8 (5-84 yds.), Reggie Bush, vs. Arizona (1/16/10)
Opponent - 14.5 (6-87 yds.), Tim Hightower, vs. Arizona (1/16/10)

LONGEST SCORING RUSH

SAINTS - 46, Reggie Bush, vs. Arizona (1/16/10)
Opponent - 70, Tim Hightower, vs. Arizona (1/16/10)

LONGEST NON-SCORING RUSH

SAINTS - 36, Mark Ingram II, vs. Philadelphia (1/13/19)
Opponent - 42, Frank Gore, at San Francisco (1/14/12)

PASSING

MOST TOTAL YARDS GAINED

SAINTS - 466, Drew Brees, at San Francisco (1/14/12)
Opponent - 380, Matthew Stafford, vs. Detroit (1/7/12)

MOST ATTEMPTS

SAINTS - 63, Drew Brees, at San Francisco (1/14/12)
Opponent - 46, Brett Favre, vs. Minnesota (1/24/10)

MOST COMPLETED

SAINTS - 40, Drew Brees, at San Francisco (1/14/12)
Opponent - 31, Peyton Manning, vs. Indianapolis (2/7/10)

MOST TOUCHDOWNS

SAINTS - 4 (2x), Aaron Brooks, vs. St. Louis Rams (12/30/00); Drew Brees, at San Francisco (1/14/12)
Opponent - 4, Matt Hasselbeck, at Seattle (1/8/11)

HIGHEST COMPLETION PERCENTAGE (min. 10 att.)

SAINTS - 82.1 (32-of-39), Drew Brees, vs. Indianapolis (2/7/10)
Opponent - 68.9 (31-of-45), Peyton Manning, vs. Indianapolis (2/7/10)

LONGEST SCORING PASS

SAINTS - 88, Drew Brees to Reggie Bush, at Chicago (1/21/07)
Opponent - 75, Jeff Garcia to Donté Stallworth, vs. Philadelphia (1/13/07)

LONGEST NON-SCORING PASS

SAINTS - 52, Drew Brees to Robert Meachem, at Seattle (1/14/14)

Opponent - 47, Alex Smith to Vernon Davis, at San Francisco (1/14/12)

MOST INTERCEPTIONS

SAINTS - 3, Bobby Hebert, vs. Philadelphia (1/3/93) and Drew Brees, vs. Tampa Bay (1/7/21)
Opponent - 3, Kurt Warner, vs. St. Louis Rams (12/30/00)

RECEIVING

MOST RECEPTIONS

SAINTS - 15, Darren Sproles, at San Francisco (1/14/12) - tied
NFL playoff record
Opponent - 12, Calvin Johnson, vs. Detroit (1/7/12)

MOST YARDS GAINED

SAINTS - 171, Michael Thomas, vs. Philadelphia (1/13/19)
Opponent - 211, Calvin Johnson, vs. Detroit (1/7/12)

MOST TOUCHDOWNS

SAINTS - 3, Willie Jackson, vs. St. Louis (12/30/00) - tied
NFL playoff record
Opponent - 2 (6x), last Vernon Davis, at San Francisco (1/14/12)

INTERCEPTIONS

MOST INTERCEPTIONS

SAINTS - 2 (3x), last Marshon Lattimore, vs. Philadelphia (1/13/19)
Opponent - 2, Eric Allen, vs. Philadelphia (1/3/93)

LONG INTERCEPTION RETURN

SAINTS - 74t, Tracy Porter, vs. Indianapolis (2/7/10)
Opponent - 41, Dashon Goldson, at San Francisco (1/14/12)

MOST YARDS ON INTERCEPTIONS

SAINTS - 74 (1 int.), Tracy Porter, vs. Indianapolis (2/7/10)
Opponent - 41 (1 int.), Dashon Goldson, at San Francisco (1/14/12)

TOUCHDOWNS

SAINTS - 1, Tracy Porter (74 yds.), vs. Indianapolis (2/7/10)
Opponent - 1, Eric Allen (18 yds.), vs. Philadelphia (1/3/93)

KICKOFF RETURNS

MOST RETURN YARDS

SAINTS - 143, Courtney Roby, vs. Minnesota (1/24/10)
Opponent - 139, LaRod Stephens-Howling, vs. Arizona (1/16/10)

MOST RETURNS

SAINTS - 7 (2x), last Michael Lewis, at Chicago (1/21/07)
Opponent - 5 (2x), last Brad Smith, at Philadelphia (1/4/14)

LONG RETURN

SAINTS - 61, Courtney Roby, vs. Minnesota (1/24/10)
Opponent - 42 Cordarelle Patterson, vs. Chicago (1/10/21)

TOUCHDOWNS

SAINTS - none
Opponent - none



INDIVIDUAL PLAYOFF RECORDS

PUNT RETURNS

MOST RETURN YARDS

SAINTS - 109, Reggie Bush, vs. Arizona (1/16/10)
Opponent - 143, Anthony Carter, vs. Minnesota (1/3/88)

MOST RETURNS

SAINTS - 4, Deonte Harris, vs. Minnesota (1/5/20)
Opponent - 6, Anthony Carter, vs. Minnesota (1/3/88)

LONG RETURN

SAINTS - 83t, Reggie Bush, vs. Arizona (1/16/10)
Opponent - 84t, Anthony Carter, vs. Minnesota (1/3/88)

TOUCHDOWNS

SAINTS - 1, Reggie Bush (83 yds.), vs. Arizona (1/16/10)
Opponent - 1, Anthony Carter (84 yds.), vs. Minnesota (1/3/88)

PUNTING

MOST PUNTS

SAINTS - 7, Thomas Morstead, vs. Minnesota (1/24/10)
Opponent - 8, Andy Lee, at San Francisco (1/14/12)

MOST YARDS

SAINTS - 359, Thomas Morstead, vs. Minnesota (1/24/10)
Opponent - 396, Andy Lee, at San Francisco (1/14/12)

HIGHEST GROSS AVERAGE

SAINTS - 54.0, Tommy Barnhardt, vs. Atlanta (12/28/91)
Opponent - 51.2, Jeff Feagles, vs. Philadelphia (1/3/93)

LONG PUNT

SAINTS - 66, Thomas Morstead, vs. Arizona (1/16/10)
Opponent - 66, Brad Maynard, vs. Chicago (1/21/07)

MOST PUNTS INSIDE THE 20

SAINTS - 4, Thomas Morstead, vs. Minnesota (1/24/10)
Opponent - 4 (2x), Brad Maynard, vs. Chicago (1/21/07); Andy Lee, at San Francisco (1/14/12)

FIELD GOALS

MOST MADE

SAINTS - 4, Shayne Graham, at Philadelphia (1/4/14)
Opponent - 4 (2x), last Greg Zuerlein, vs. L.A. Rams (1/20/19)

MOST ATTEMPTS

SAINTS - 4 (2x), Morten Andersen, at Chicago (1/6/91); Shayne Graham, at Philadelphia (1/4/14)
Opponent - 5, Graham Gano, vs. Carolina (1/7/18)

LONGEST FIELD GOAL MADE

SAINTS - 57, Wil Lutz, vs. Carolina (1/7/18)
Opponent - 58, Graham Gano, vs. Carolina (1/7/18)

DEFENSE

MOST COMBINED TACKLES

SAINTS - 14 (3x), last Demario Davis, vs. Philadelphia (1/20/19)
Opponent - 15, Stephen Tulloch, vs. Detroit (1/7/12)

MOST SOLO TACKLES

SAINTS - 12, Sam Mills, at Chicago (1/6/91)
Opponent - 10 (2x), last Devin White, vs. Tampa Bay (1/17/21)

MOST SACKS

SAINTS - 2, Renaldo Turnbull, at Chicago (1/6/91); Frank Warren, vs. Atlanta (12/28/91)
Opponent - 2, Darwin Walker, vs. Philadelphia (1/13/07)

MISCELLANEOUS

LONGEST SCORING DRIVE - PLAYS

SAINTS - 19, vs. Atlanta (12/28/91)
Opponent - 16, at Chicago (1/6/91)

LONGEST SCORING DRIVE - YARDS

SAINTS - 93, at Chicago (1/21/07)
Opponent - 96, vs. Indianapolis (2/7/10)

LONGEST SCORING DRIVE - TIME ELAPSED

SAINTS - 11:29, vs. Philadelphia (1/13/19)
Opponent - 8:31, at Chicago (1/6/91)

SAINTS 100-YARD RUSHING GAMES

143, Deuce McAllister, vs. Philadelphia (1/13/07)

OPPONENT 100-YARD RUSHING GAMES

140, Marshawn Lynch, at Seattle (1/11/14)
131, Marshawn Lynch, at Seattle (1/8/11)
123, Thomas Jones, at Chicago (1/21/07)
122, Adrian Peterson, vs. Minnesota (1/24/10)
116, Brian Westbrook, vs. Philadelphia (1/13/07)
105, Heath Sherman, vs. Philadelphia (1/3/93)
102, Neal Anderson, at Chicago (1/6/91)

SAINTS 300-YARD PASSING GAMES

466, Drew Brees, vs. Detroit (1/7/12)
462, Drew Brees, at San Francisco (1/14/12)
404, Drew Brees, at Seattle (1/8/11)
356, Drew Brees, vs. Carolina (1/7/18)
354, Drew Brees, at Chicago (1/21/07)
304, Drew Brees, at Seattle (1/11/14)
301, Drew Brees, vs. Philadelphia (1/13/19)

OPPONENT 300-YARD PASSING GAMES

380, Matthew Stafford, vs. Detroit (1/7/12)
365, Kurt Warner, vs. St. Louis (12/30/00)
349, Cam Newton, vs. Carolina (1/7/18)
333, Peyton Manning, vs. Indianapolis (2/7/10)
318, Case Keenum, at Minnesota (1/14/18)
310, Brett Favre, vs. Minnesota (1/24/10)
302, Daunte Culpepper, at Minnesota (1/6/01)

SAINTS 100-YARD RECEIVING GAMES

171, Michael Thomas, vs. Philadelphia (1/13/19)
142, Willie Jackson, vs. St. Louis Rams (12/30/00)
139, Marques Colston, at Seattle (1/11/14)
131, Michael Thomas, vs. Carolina (1/7/18)
120, Marques Colston, vs. Detroit (1/7/12)
118, Marques Colston, at San Francisco (1/14/12)
132, Reggie Bush, at Chicago, (1/21/07)
125, Willie Jackson, at Minnesota (1/6/01)
118, Darren Sproles, at San Francisco (1/14/12)
115, Ted Ginn Jr., vs. Carolina (1/7/18)
111, Robert Meachem, vs. Detroit (1/7/12)
106, Chad Morton, at Minnesota (1/6/01)
103, Jimmy Graham, at San Francisco (1/14/12)

OPPONENT 100-YARD RECEIVING GAMES

211, Calvin Johnson, vs. Detroit (1/7/12)
180, Vernon Davis, at San Francisco (1/14/12)
144, Michael Haynes, at Atlanta (12/28/91)
137, Stefon Diggs, at Minnesota (1/14/18)
127, Issac Bruce, vs. St. Louis Rams (12/30/00)
121, Randy Moss, at Minnesota (1/6/01)
120, Cris Carter, at Minnesota (1/6/01)
107, Greg Olsen, vs. Carolina (1/7/18)
107, Brandin Cooks, vs. L.A. Rams (1/20/19)
102, Fred Barnett, vs. Philadelphia (1/3/93)
102, Bernard Berrian, vs. Minnesota (1/24/10)
101, Christian McCaffrey, vs. Carolina (1/7/18)

TEAM PLAYOFF RECORDS

SAINTS

CATEGORY

OPPONENTS

45 (2x), last vs. Detroit (1/7/12)	Points	44, vs. Minnesota (1/3/88)
34, vs. Detroit (1/7/12)	FIRST DOWNS	31, vs. Minnesota (1/24/10)
15, vs. Philadelphia (1/13/07)	Rushing	14, vs. Minnesota (1/3/88)
23, at San Francisco (1/14/12)	Passing	20, vs. Detroit (1/7/12)
5 (2x), last vs. Tampa Bay (1/17/21)	Penalty	5, at Minnesota (1/14/18)
11, vs. Chicago (1/10/21)	3rd Down Conversions	10 (3x) last, vs. Minnesota (1/5/20)
3 (4 att.), vs. Detroit (1/7/12)	4th Down Conversions	2 (2x), last at Philadelphia (1/4/14)
626, vs. Detroit (1/7/12)	TOTAL NET YARDS	475, vs. Minnesota (1/24/10)
83, at Seattle (1/8/11)	Total Offensive Plays	86, vs. Minnesota (1/3/88)
7.7, vs. Detroit (1/7/12)	Average Gain	7.8, vs. Detroit (1/7/12)
208, vs. Philadelphia (1/13/07)	NET RUSHING YARDS	210, vs. Minnesota (1/3/88)
37, vs. Philadelphia (1/13/07)	Attempts	50, vs. Minnesota (1/3/88)
5.6, vs. Philadelphia (1/13/07)	Average Gain	6.7, vs. Arizona (1/16/10)
459, vs. Detroit (1/7/12)	NET PASSING YARDS	380, vs. Detroit (1/7/12)
3 (27 yds.), at San Francisco (1/14/12)	Sacked (Yards)	6 (42 yds.), vs. Minnesota (1/3/88)
466, vs. Detroit (1/7/12)	TOTAL PASSING YARDS	380, vs. Detroit (1/7/12)
63, vs. San Francisco (1/14/12)	Attempts	46, vs. Minnesota (1/24/10)
40, at San Francisco (1/14/12)	Completions	31, vs. Indianapolis (2/7/10)
4, vs. Minnesota (1/3/88)	Interceptions	3, vs. St. Louis (12/30/00)
10.2, vs. Detroit (1/7/12)	Average Gain	9.7, at Minnesota (1/6/01)
7, vs. Minnesota (1/24/10)	Punts	8, at San Francisco (1/14/12)
54.0, vs. Atlanta (12/28/91)	Average	51.2, vs. Philadelphia (1/3/93)
212, vs. Minnesota (1/24/10)	TOTAL RETURN YARDAGE	188, vs. Minnesota (1/3/88)
109, vs. Arizona (1/16/10)	Punt Return Yards	143, vs. Minnesota (1/3/88)
183, vs. Minnesota (1/24/10)	Kickoff Return Yards	139, vs. Arizona (1/16/10)
74, vs. Indianapolis (2/7/10)	Interception Return Yards	47, at Philadelphia (1/4/14)
11, vs. Philadelphia (1/13/19)	Penalties	9 (2x), last vs. Chicago (1/10/21)
97, at Minnesota (1/14/18)	Penalty Yards	64, last vs. L.A. Rams (1/20/19)
4 (2x), last vs. Chicago (1/21/07)	Fumbles	6, vs. Minnesota (1/24/10)
3 (2x), last at San Francisco (1/14/12)	Fumbles Lost	3, vs. Minnesota (1/24/10)
6 (2x), last vs. Detroit (1/7/12)	TOUCHDOWNS	5 (2x), last at Seattle (1/8/11)
3, vs. Detroit (1/7/12)	Rushing	4, vs. Chicago (1/21/07)
4, at San Francisco (1/14/12)	Passing	4, at Seattle (1/8/11)
1 (2x), last vs. Indianapolis (2/7/10)	Returns	1 (2x), last vs. Philadelphia (1/3/93)
37:50, vs. Philadelphia (1/13/19)	TIME OF POSSESSION	41:18, vs. Minnesota (1/3/88)



HISTORY



ST
TS
SA

SAINTS TIMELINE

1966 Nov. 1 - NFL awarded 16th franchise to New Orleans as NFL Commissioner **Pete Rozelle** made the announcement at New Orleans' Pontchartrain Hotel...the *New Orleans States-Item* headline that afternoon was "N.O. Goes Pro!"; **Dec. 15** - John W. Mecom, Jr. becomes majority stockholder-president of franchise; **Dec. 22** - **Victor E. Schwenk** appointed director of player personnel; **Dec. 27** - **Tom Fears** named franchise's first head coach.

1967 Jan. 9 - New Orleans' NFL franchise nicknamed Saints; **Jan. 27** - Saints signed first player, former University of Mississippi and Los Angeles Rams K **Paige Cothren**; **Feb. 9** - Saints select 42 players in expansion draft; **March 8** - First season-ticket drive launched...Saints sell 20,000 on first day & 33,400 before first game; **March 14** - Saints make Alabama FB **Leslie Kelley** top choice in NFL Draft; **July 1** - Rookies report for first training camp at San Diego's Cal Western; **July 6** - FB **Jim Taylor** signs with Saints; **July 10** - Veterans report for training camp; **July 16** - DE **Doug Atkins** joined Saints in trade with Chicago; **July 20** - **Bert Rose** named general manager; **Aug. 2** - Saints lost to L.A. Rams, 16-7 in first preseason game at Anaheim, Calif; **Aug. 12** - Saints score first preseason victory by beating the St. Louis Cardinals, 23-14, at Shreveport, La.; **Sept. 9** - Saints record first preseason win in New Orleans, downing the Atlanta Falcons, 27-14...the victory gave New Orleans a 5-1 preseason record, best ever for an expansion team; **Sept. 17** - Saints open first regular season schedule in style as rookie RB **John Gilliam** returned the opening kickoff 94 yards for a touchdown, but lost to the Rams, 27-13, in front of 80,879 at Tulane Stadium; **Nov. 5** - Saints record first regular season win, beating the Philadelphia Eagles at Tulane Stadium, 31-24, as WR **Walt Roberts** scores three touchdowns, including a kickoff return for a score on the game's opening play; **Dec. 17** - Saints defeat Washington, 30-14, to wind up with a 3-11 record which tied the record for most wins by a first-year expansion franchise, with an average of 75,463 filling Tulane Stadium.

1968 Jan. 21 - CB **Dave Whitsell** represented Saints as club's first Pro Bowl selection; **March 29** - **Victor E. Schwenk** named general manager; **Dec. 15** - Saints beat Pittsburgh, 24-14 in season finale to emerge with 4-9-1 record and third-place finish in Century Division... **Charlie Brown** returns a 53-yard kickoff return for a touchdown vs. the Steelers. It is the first punt return touchdown in team history.

1969 Jan. 19 - DT **Dave Rowe** was club's Pro Bowl selection; **Feb. 9** - NFL 16-year veteran DE **Doug Atkins** receives Vince Lombardi Award as NFL's most dedicated player; **Nov. 2** - Saints snap six-game losing streak at St. Louis, 51-42...game set what was then the NFL record for most total passing touchdowns in a game as the Saints' **Billy Kilmer** and the Cardinals' **Charlie Johnson** connected on six each; **Nov. 16** - **Dempsey** boots four field goals against the N.Y. Giants, hitting his fourth with 11 seconds left to pull out a 25-24 victory; **Dec. 21** - Saints close season with 27-24 win over Pittsburgh to bring record to 5-9, their best victory total to date...**Danny Abramowicz** wins NFL receiving honors with 73 catches for 1,015 yards and seven touchdowns... **Atkins** retired after 17 NFL seasons.

1970 Jan. 16 - In realignment of NFC, Saints form Western Division with the Los Angeles Rams, San Francisco 49ers and the Atlanta Falcons; **Jan. 18** - RB **Tony Baker**, K **Tom Dempsey**, G **Jake Kupp** and RB **Andy Livingston** represented the Saints at the Pro Bowl, with Head Coach **Tom Fears** coaching the East squad; **Feb. 1** - The NFL and AFL announce a merger, forming a common league with 26 teams, 13 in the National Football Conference and 13 in the American Football Conference; **Aug. 8** - **Fears**, a nine-year star wide receiver with the Rams, inducted into the Pro Football Hall of Fame...on the same day, the Saints beat Minnesota in the Hall of Fame Game, the team's first appearance in the contest; **Nov. 3** - **J.D. Roberts** replaces **Fears** to become the second head coach in Saints' history; **Nov. 8** - **Dempsey** kicked what was then an NFL-record 63-yard field goal on the game's final play to defeat Detroit, 19-17, in Roberts' first game as head coach...the holder was **Joe Scarpati** and **Jackie Burkett** was the snapper...**Dempsey**, born without toes on his right foot, wore a heavy square-toed kicking shoe; **Dec. 21** - Saints complete their fourth season with a 2-11-1 record.

1971 Jan. 28 - Saints drafted Mississippi QB **Archie Manning** with the second overall selection in the NFL Draft; **Aug. 11** - Construction began on Louisiana Superdome;

SAINTS TIMELINE

Sept. 19 - Following the club's first training camp at the University of Southern Mississippi, the team's site for the next three seasons, Saints defeat L.A. Rams in season opener in New Orleans, 24-20... **Manning** made first career start and ran for one-yard touchdown on the final play after he completed 16-of-29 passes for 218 yards and one touchdown; **Dec. 10** - General manager **Victor E. Schwenk** relieved of his duties; **Dec. 19** - Saints finish with 4-8-2 record.

1972 **Sept. 25** - Saints made first appearance on ABC's Monday Night Football, losing to Kansas City, 20-17. **Dec. 19** - Saints finish with 2-11-1 record.

1973 **Jan. 29** - Saints selected Oklahoma DE **Derland Moore** as the club's first selection of the NFL Draft (second round-29th overall); **Aug. 26** - **John North** replaced **J.D. Roberts** and became the third head coach in team history; **Sept. 25** - Saints traded WR **Danny Abramowicz** to the San Francisco 49ers for their fourth and fifth round selections in the 1974 draft; **Nov. 4** - Saints scored first-ever shutout as they blanked Buffalo 13-0 in Tulane Stadium; **Dec. 16** - Saints finished season with a 5-9 mark, which tied the best record to date for the franchise.

1974 **Dec. 8** - Saints shut out the St. Louis Cardinals 14-0 in the franchise's final game in Tulane Stadium...Saints ended their eight-season stay in their first home with a 23-32-1 home record; **Dec. 15** - Saints finished the season with a 5-9 record.

1975 **Aug. 3** - Louisiana Superdome is dedicated; **Aug. 9** - The first football game is played in the Superdome as the Houston Oilers beat the Saints, 13-7, in a preseason contest before 72,434 spectators; **Sept. 28** - In the first regular season NFL game in the Superdome, the Saints lost to the Cincinnati Bengals, 21-0, before 52,531 spectators; **Oct. 27** - **Ernie Hefferle**, Saints' director of pro personnel, named as interim head coach after **John North** was relieved of his duties...**Hefferle** became the fourth head coach in Saints history.

1976 **Jan. 20** - Saints hired **Hank Stram** as the club's fifth head coach; **Jan. 26** - New Orleans hosted the Pro Bowl; **April 8** - Saints selected California RB **Chuck Muncie** in the first round of the NFL Draft; **July 24** - FB **Jim Taylor**, who played his final NFL season with the Saints in 1967, was inducted into the Pro Football Hall of Fame; **Sept. 26** - **Stram** gained his first Saints victory, 27-17, at his old team, Kansas City; **Nov. 21** - Saints beat Seattle on the road, 51-27 to tie what was then the club record for most points scored in a game; **Dec. 12** - The Saints end the season 4-10.

1977 **Dec. 18** - Saints finish with 5-11 record...QB **Archie Manning** receives the Byron "Whizzer" White NFL Man of the Year Award, awarded by the NFLPA.

1978 **Jan. 28** - **Hank Stram** is relieved of his duties as head coach; **Feb. 6** - **Dick Nolan** is hired as the Saints' sixth head coach; **Aug. 5** - Saints beat Philadelphia, 14-7 in an exhibition game in Mexico City, the first NFL game played south of the U.S. border; **Oct. 22** - QB **Archie Manning** connected with RB **Tony Galbreath** on a 19-yard touchdown late in the fourth quarter to give the Saints a 10-3 win at the Los Angeles Rams, dropping the previously 7-0 Rams from the ranks of the unbeaten, as the Black and Gold won in the L.A. Memorial Coliseum for the first time; **Dec. 17** - Saints ended season 7-9, setting a club mark for wins. **Manning** named NFC MVP by both *The Sporting News* and *UPI* and was selected to the Pro Bowl.

1979 **June 5** - Saints moved administrative offices from Lee Circle to Superdome; **Oct. 14** - Saints set club record for points in one half with 42 in the second half (on six straight possessions) in 42-14 win at Tampa Bay; **Dec. 3** - RB **Chuck Muncie** rushed for 128 yards vs. Oakland in a Monday Night Football matchup at the Superdome to become first Saint to surpass 1,000-yard milestone on the way to a 1,198-yard season; **Dec. 16** - Saints ended the season with an 8-8 record after beating eventual NFC champion Rams, 29-14, setting a new club mark for wins; **Dec. 20** - **Steve Rosenbloom** was selected as executive VP & general manager of the Saints.



SAINTS TIMELINE

1980 Jan. 27 - RB **Chuck Muncie** is selected as Pro Bowl MVP...Saints had a then club-record five Pro Bowl players as QB **Archie Manning**, S **Tommy Myers**, WR **Wes Chandler** and TE **Henry Childs** joined Muncie; **April 29** - Saints selected Colorado T **Stan Brock** with their first selection in the NFL Draft; **Oct. 7** - Saints traded **Muncie** to the San Diego Chargers for the Chargers' second-round selection in 1981 which the Saints later used to select Pittsburgh LB **Rickey Jackson**; **Nov. 24** - After a 27-7 loss to the Los Angeles Rams on Monday Night Football, head coach **Dick Nolan** was relieved of his duties; **Nov. 25** - **Dick Stanfel** replaced **Nolan** in the interim and became the Saints' seventh head coach.

1981 Jan. 22 - O.A. (Bum) **Phillips** is announced as the Saints' eighth head coach; **April 28** - Saints select South Carolina RB and 1980 Heisman Trophy winner **George Rogers** with the first overall choice in NFL Draft...with a second round pick, they would choose Pittsburgh LB **Rickey Jackson**, in what would turn out to be one of the franchise's top drafts...Cornerstones in DE **Frank Warren** and TE **Hoby Brenner** (third round) and DT **Jim Wilks** (12th round) also came out of the draft; **Sept. 13** - In his second career game, **Rogers** carries 29 times for a then-club record 162 yards to lead Saints to a 23-17 win vs. L.A. Rams; **Nov. 8** - Saints defeated NFC West rival Rams, 21-13, at Anaheim Stadium to complete series sweep for first time in Saints history; **Dec. 20** - **Rogers** gained 107 yards in 21-17 loss to San Francisco and became the NFL's rushing champion (and all-time rookie rusher) with 1,674 yards on the season.

1982 Jan. 31 - RB **George Rogers** represents the Saints at the Pro Bowl; **April 27** - K **Morten Andersen** is selected in the fourth round of the NFL Draft. **Aug. 7** - Former DE **Doug Atkins**, who played the final three seasons of his career with the Saints from 1967-69, was inducted into the Pro Football Hall of Fame; **Aug. 25** - Veteran QB **Ken Stabler** signed with Saints as a free agent...He would be voted into the Pro Football Hall of Fame in 2016; **Sept. 20** - NFL players went on strike...seven games were cancelled due to the strike; **Nov. 21** - NFL games resumed as the Saints defeated Kansas City, 27-17, at the Superdome; **Dec. 19** - **Rogers** ran for 166 yards at Dallas.

1983 Jan. 2 - Saints defeat Atlanta 35-6 in the Superdome in a rescheduled game that concluded the nine-game season with a 4-5 record...Saints narrowly missed the playoffs in a complicated labyrinth of tie-breakers; **Sept. 4** - RB **George Rogers** set team single-game rushing record with 206 yards on 24 carries in 28-17 opening day win over the St. Louis Cardinals; **Sept. 18** - Saints defeated Chicago, 34-31 at the Superdome in overtime for the first sudden death victory in franchise history; **Dec. 18** - Saints narrowly miss the playoffs when the Rams' Mike Lansford kicked a 42-yard field goal with :06 left for a 26-24 Los Angeles victory at the Superdome...the Saints finished the season 8-8 with the NFC's second-ranked overall defense and the NFL's top defense against the pass. Offensively, they ranked sixth in the NFL in rushing behind **Rogers'** 1,147 yards.

1984 Jan. 29 - LB **Rickey Jackson** plays in his first Pro Bowl after recording 12 sacks; **Nov. 19** - Saints record first-ever win on prime time with a 27-24 Monday Night Football victory over the Pittsburgh Steelers in the Superdome; **Nov. 26** - Saints owner **John W. Mecom Jr.** announced that the Saints were for sale for the non-negotiable price of \$75 million; **Dec. 15** - Saints finished the season 7-9 after a season-closing 20-3 win at the New York Giants.

1985 Jan. 27 - LB **Rickey Jackson**, DE **Bruce Clark** and P **Brian Hansen** represent Saints at Pro Bowl; **Feb. 14** - Negotiations for the sale of team between **John Mecom, Jr.** and Chicago's **A.N. Pritzker** broke off, suddenly thrusting **Tom Benson**, a New Orleans automobile dealer and banker, negotiating in a secondary position for several weeks, to the forefront; **March 12** - **Benson** reached agreement with **Mecom** for the sale of the Saints; **April 26** - Saints traded RB **George Rogers** and their fifth-, 10th-, and 11th-round selections in the 1985 draft to Washington for their top draft pick; **May 31** - Ownership was transferred from **Mecom** to **Benson** for price of \$70.204 million. **Benson** becomes managing general partner; **Sept. 22** - Saints defeat Tampa Bay, 20-13, at the Superdome in the first win of **Benson's** ownership; **Nov. 25** - Head Coach O.A. (Bum) **Phillips** resigned following a 30-23 win at Minnesota the prior day, as his son, defensive coordinator **Wade Phillips**, was named interim head coach.

SAINTS TIMELINE

1986 Jan. 14 - With **Tom Benson** now able to insert his management team, **Jim Finks** is named president/general manager; **Jan 28** - **Jim Mora** named the Saints' 10th head coach; **Feb. 2** - LB **Rickey Jackson** and K **Morten Andersen** are the Saints representatives for the Pro Bowl; **April 29** - Saints selected Virginia T **Jim Dombrowski** with their first pick in the NFL Draft...RB **Dalton Hilliard** was picked in the second round, while RB **Rueben Mayes** and LB **Pat Swilling** were third round draft choices; **Sept. 14** - The Saints beat Green Bay, 24-10, for Mora's first win; **Sept. 21** - **Mel Gray** broke team record with 101-yard kickoff return for a touchdown at San Francisco...the return was the Saints' first for a score since 1977; **Nov. 9** - Saints record their fifth shutout in team history in a 6-0 win over the L.A. Rams; **Dec. 7** - **Mayes** broke the team's single-game rushing record with 207 yards vs. the Miami Dolphins, but his final gain was called back along with winning TD...the Saints lost 31-27 thriller as **Mayes** finished with 203 rushing yards; **Dec. 21** - Saints finished season at 7-9...**Mayes** finished with 1,353 yards rushing (fourth in NFL) and is named consensus Rookie of the Year and AP Offensive Rookie of the Year...he was named to the Pro Bowl along with **Jackson**, who posted nine sacks, and **Andersen**, who led the NFL in field goal percentage.

1987 **Sept. 21** - NFLPA announced that players would be on strike following the weekend's games; **Oct. 4** - Saints defeated the Los Angeles Rams, 37-10, in Superdome before 29,745 fans in club's first replacement game...QB **John Fourcade**, a New Orleans native, led Saints to the win with two TD passes; **Oct 15** - NFL Players Association announced that the strike is over, but not in time to play the coming weekend's games; **Oct. 18** - Saints beat Chicago, 19-17, on four **Florian Kempf** FGs in the final replacement game played by the Saints...the replacements posted a 2-1 record; **Oct. 25** - Saints fall to San Francisco, 24-22, in a Superdome thriller...following the game, head coach **Jim Mora** made his highly-publicized "coulda, woulda, shoulda" proclamation to the media; **Nov. 1** - On the franchise's 21st birthday, Saints posted the largest margin of victory in franchise history at the time, shutting out Atlanta 38-0...the win was the first in then-team-record nine consecutive triumphs to close out the season; **Nov. 29** - Saints held on with two magnificent goal-line stands in the final quarter to defeat Pittsburgh, 20-16...the victory ensured Saints' first winning record; **Dec. 6** - Saints beat Tampa Bay, 44-34, to lock up team's first playoff appearance; **Dec. 13** - QB **Bobby Hebert** tossed three touchdowns as the Saints won seventh straight, 24-10, over the Houston Oilers in the Superdome which gave the New Orleans home field in the NFC Wild Card game; **Dec. 20** - Down 24-3 in the second quarter, the Saints rallied behind backup QB **Dave Wilson** for a 41-24 win at Cincinnati, the biggest come-from-behind effort at the time in Saints' history; **Dec. 27** - Saints beat Green Bay, 33-24, to close with 12-3 record...later that night, San Francisco won their final game which kept the Saints from winning their first division title and gaining home-field advantage in the NFC playoffs.

1988 **Jan. 3** - Saints jump out to a 7-0 lead, but Minnesota took a 31-10 halftime advantage on the way to a 44-10 win over New Orleans in the NFC Wild Card game at Superdome; **Feb. 7** - A then-club record six Saints – K **Morten Andersen**, TE **Hoby Brenner**, G **Brad Edelman**, RB **Rueben Mayes**, LB **Sam Mills** and CB **Dave Waymer** – were tabbed for the Pro Bowl... President/GM **Jim Finks** was honored as *The Sporting News* NFL Executive of the Year and Head Coach **Jim Mora** was a unanimous choice for NFL Coach of the Year; **Nov. 20** - Saints score what was the biggest win in team history in 42-0 romp over Denver...the win clinched the Saints' second consecutive winning season; **Dec. 18** - Saints finish the season with a 10-6 record, which included a seven-game winning streak.

1989 **Jan 29** - K **Morten Andersen**, WR **Eric Martin**, who had a then-club record 1,083 yards receiving, and LB **Sam Mills** were the Saints' Pro Bowl selections; **April 23** - The Saints selected Arkansas DL **Wayne Martin** with their first selection in the NFL Draft. Martin would go on record 82.5 sacks, third in franchise history; **July 6** - NFL owners meet in Chicago for a first vote for a successor to retiring Commissioner **Pete Rozelle**...Saints President/ GM **Jim Finks**, the only candidate, falls just short of the votes needed for election; **Sept. 10** - Saints score only opening-day shutout in team history with 28-0 win over Dallas in the Superdome; **Oct. 26** - NFL owners select **Paul Tagliabue** to succeed **Rozelle** as commissioner; **Nov. 20** - **Tagliabue** appoints **Finks** as chairman of NFL Competition Committee; **Dec. 24** - A 41-6 win over Indianapolis gave the Saints a 9-7 record, their third straight winning season...RB **Dalton Hilliard**, along with LBs **Vaughan Johnson** and **Pat Swilling**, who posted 16.5 sacks, represented the Saints in the Pro Bowl.



SAINTS TIMELINE

1990 Aug. 5 - Saints beat the Raiders, 17-10, in American Bowl in London's Wembley Stadium; Dec. 23 - New Orleans defeats previously 13-1 San Francisco 13-10 at Candlestick Park to improve to 7-8 when LB **Rickey Jackson** recovers a fumble at the New Orleans 20-yard line with 53 seconds remaining to keep the Saints' playoff hopes alive. Dec. 31 - On New Year's Eve, a national TV audience saw K **Morten Andersen** kick a 24-yard field goal with two seconds left to beat the Los Angeles Rams 20-17, which evened the Saints' final record at 8-8 and gave the club a playoff berth.

1991 Jan. 6 - Chicago defeats Saints, 16-6, in the NFC Wild Card game at Soldier Field; Feb. 3 - K **Morten Andersen** and LBs **Vaughan Johnson** and **Pat Swilling** represented Saints in the Pro Bowl; July 27 - RB **Earl Campbell**, who played his final two seasons with the Saints from 1984-85, was inducted into Pro Football Hall of Fame; Sept. 8 - The Saints defeated Kansas City, 17-0, for first 2-0 start in team history...the Saints win seven straight games to open season; Dec. 16 - A 27-0 win over the L.A. Raiders broke a four-game losing streak, clinched a playoff spot and kept the Saints in the hunt for the NFC West title; Dec. 22 - In Phoenix, the Saints beat the Cardinals, 27-3 and won their first NFC West title with an 11-5 record, posting the second most wins in club history to date...the defense allowed the fewest points (211) in the league and were second in yards allowed; Dec. 29 - The Falcons came from behind to defeat New Orleans, 27-20, at the Superdome in an NFC Wild Card playoff.

1992 Feb. 2 - Four Saints were chosen for the Pro Bowl...LBs **Vaughan Johnson**, **Sam Mills** and **Pat Swilling** were named starters, the most linebackers from a team in league history... special teams standout **Bennie Thompson** also made the trip to Honolulu; Dec. 3 - A 22-14 win over the Atlanta Falcons finished a three-game, 11-day stretch, which put the Saints in the playoffs for the third consecutive year; Dec. 26 - The Saints clinched home-field advantage in the NFC Wild Card game with a 20-0 win over the New York Jets on the road, powered by a first quarter 76-yard fumble return for a touchdown by **Mills** and two interceptions by CB **Toi Cook**...the Saints finished with a team-best 12-4 mark and led the NFL in least points allowed with a club-record 202...New Orleans also led the NFL in most sacks (57) and least sacks allowed (15), the first time since 1977 that a club led the league in both categories.

1993 Jan. 3 - With the Saints holding a 20-7 lead in the third quarter, the Philadelphia Eagles roared back with 26 fourth-quarter points to win the NFC Wild Card playoff, 36-20, over the Saints at the Superdome; Feb. 7 - Six Saints - LBs **Rickey Jackson**, **Vaughan Johnson**, **Sam Mills** and **Pat Swilling**, K **Morten Andersen** and C **Joel Hilgenberg** - participated in the Pro Bowl, with four linebackers selected from the same team for the first time; April 25 - **Swilling** was traded by the Saints to Detroit for their first- and fourth-round picks in the 1993 NFL Draft...The Saints picked T **William Roaf** with the eighth overall selection; April 29 - At a press conference, Owner **Tom Benson** announces that President/General Manager **Jim Finks** has been diagnosed with cancer. **Finks** entered the hospital on April 26, after the NFL Draft; May 19 - A sports bill calling in part for renovations to the Superdome and a new practice facility for the Saints passes state lawmakers in a vote in Baton Rouge; July 14 - **Finks** resigned; July 31 - The Saints beat Philadelphia, 28-16, in Tokyo, Japan in the third international exhibition game the Saints played; Sept. 19 - The Saints defeated Detroit, 14-3, to improve to 3-0, as LB **Rickey Jackson** recovers two fumbles and adds a sack; Dec. 28 - LBs **Renaldo Turnbull**, **Rickey Jackson** and RS **Tyrone Hughes** were chosen to the Pro Bowl...**Hughes** was the fourth rookie in club history to receive the honor.

1994 Jan. 2 - Saints close season with a 20-13 win over Cincinnati to finish 8-8; April 24 - The Saints chose Louisville DE **Joe Johnson** with their first pick in the NFL Draft; May 8 - After battling lung cancer for over a year, former Saints President/GM **Jim Finks** passed away at his Metairie home at the age of 66; Oct. 23 - The Saints beat the L.A. Rams, 37-34 at the Superdome as **Tyrone Hughes** returned two kickoffs for TDs on his way to setting or tying seven team and four NFL records.

1995 Jan. 26 - An early-morning fire caused severe damage at the club's Saints Drive practice facility...the two-alarm fire forced the team to move its operation out of the

SAINTS TIMELINE

main building that was constructed in 1967; **Feb. 5** - DE **Wayne Martin**, who notched ten sacks, and T **William Roaf** participated in Pro Bowl as first-time selections, the first of seven straight for Roaf; **March 13** - The Superdome Commission approves the sale of \$14.5 million in bonds that will go toward the construction of a new practice facility for the Saints in Metairie; **June 8** - Groundbreaking ceremonies are held for the Saints' new practice facility on Airline Drive in Metairie; **July 29** - The late **Jim Finks**, who served as the Saints' president/general manager from 1986-93, was inducted into the Pro Football Hall of Fame. **Dec. 24** - The Saints close out the 1995 season with a 12-0 shutout win at the New York Jets, recording four sacks and three interceptions.

1996 **Feb. 4** - T **William Roaf** and CB **Eric Allen** participated in Pro Bowl; **April 15** - For the first time in club history, the entire Saints organization is housed under one roof with the move to the club's new facility at 5800 Airline Drive in Metairie; **June 6** - LB **Rickey Jackson** signed a one-day contract with the club and retired as a Saint; **July 27** - New Orleans plays the Indianapolis Colts in the Hall of Fame Game in Canton, Ohio; **Oct. 21** - After a 19-7 defeat to the Carolina Panthers a day earlier, Head Coach **Jim Mora**, the longest-tenured coach in all of professional sports at the time, resigned after 10 years with the club...**Mora**, who led the Saints to their first winning seasons and first playoff appearances, ended his stay with a short statement thanking Owner **Tom Benson** and the Saints fans for their support; **Oct. 23** - **Rick Venturi**, the Saints' linebackers coach, was named interim head coach, the 11th head coach in team history; **Dec. 12** - **Roaf** was named as a starter for the NFC in the Pro Bowl, his third consecutive appearance.

1997 **Jan. 28** - **Mike Ditka** was named the 12th head coach in club history; **Oct. 19** - The Saints were shut out by the Carolina Panthers, 13-0, which snapped the club's 216-game scoring streak, the fifth-longest in NFL history and the second-longest active streak.

1998 **Feb. 1** - T **William Roaf** appeared in his fourth consecutive Pro Bowl for the Saints, who finished 6-10; **Sept. 6** - DT **La'Roi Glover** had two sacks and DE **Joe Johnson** had a takedown and returned a fumble five-yards for a touchdown, to power the Saints to a 24-17 win at the St. Louis Rams, New Orleans' first season-opening win since 1993; **Dec. 19** - **Roaf** is selected to his fifth consecutive Pro Bowl along with DE **Joe Johnson**, who would appear in his first after recording seven sacks.

1999 **Jan. 21** - **Dick Stanfel**, who served as offensive line coach from 1997-98 and 1976-80 and head coach for the last four games of 1980, announced his retirement; **April 17** - The Saints acquired the fifth overall selection from Washington in exchange for the Saints' first- and third- through seventh-round draft choices in 1999 and New Orleans' first- and third-round picks in 2000...with the fifth overall pick, the Saints selected University of Texas RB **Ricky Williams**, the 1998 Heisman Trophy winner...it marks the first time in National Football League history that a single player represented a team's entire draft class; **Dec. 23** - T **William Roaf** was named to his sixth consecutive Pro Bowl, tying him for the club record in appearances.

2000 **Jan. 2** - The Saints finish the 1999 season with a 3-13 overall record; **Jan. 27** - **Randy Mueller** was hired as general manager of football operations; **Feb. 3** - Former Saints Defensive Coordinator **Jim Haslett** was named as the 13th head coach in club history; **March 9** - Saints named Nicholls State University in Thibodaux, La., as their new summer training camp home; **Oct. 8** - After a 1-3 start, the Saints reeled off a six-game win streak, starting with a 31-10 win at Chicago; **Nov. 12** - Saints improve to 7-3 with their sixth straight win in a 20-10 victory at Carolina as RB **Ricky Williams** became the club's first 1,000-yard rusher since **Dalton Hilliard** in 1989...it also marked the first time the Saints swept the Panthers in the season series; **Nov. 26** - Saints defeat the defending Super Bowl Champion St. Louis Rams on the road, 31-24, for franchise's 200th all-time victory; **Dec. 10** - Saints set club-record for road victories with a 7-1 mark after a 31-27 comeback win at San Francisco...QB **Aaron Brooks** sets a team record for quarterbacks with 108 yards rushing on 11 carries...Saints also set NFL mark for best road turnaround after an 0-8 record in 1999; **Dec. 18** - Saints clinched second NFC West title after Rams lost, 38-35, at Tampa Bay...the Saints were the seventh team since 1990 to go from last place to a division title the next season; **Dec. 24** - Saints wrapped up the regular season with a 10-6 mark...the defense set a club mark with 66 sacks, tied for the fifth-most



SAINTS TIMELINE

in NFL history...DT **La'Roi Glover** captured NFL sack title with a club record-tying 17 while DE **Darren Howard** had a club rookie record 11...WR **Joe Horn** set what were club marks for receptions (94) and receiving yards (1,340); **Dec. 28** - DE **Joe Johnson** selected AP NFL Comeback Player of the Year after he missed 1999 with a ruptured patellar tendon; **Dec. 30** - Saints won in postseason for the first time, a 31-28 victory over the Rams in an NFC Wild Card Playoff game at the Superdome...WR **Willie Jackson** tied a NFL postseason mark with three TD catches and **Brooks** threw four TD passes...the win was clinched after FB **Brian Milne** recovered a fumbled fair catch by the Rams' **Az-Zahir Hakim** with 1:51 remaining.

2001 **Jan. 6** - Saints lost in the NFC Divisional Playoff at the Minnesota Vikings, 34-16, to end the club's storybook 2000 season...**Jim Haslett** was selected as the NFL Coach of the Year by the *Associated Press* and DT **La'Ro Glover** was selected as the NFL Alumni Defensive Lineman of the Year and the Committee of 101-Kansas City NFC Defensive Player of the Year; **Feb. 4** - Six Saints players participated in the Pro Bowl in Honolulu: **Glover**, DE **Joe Johnson** and T **William Roaf**, who had a then club-record seventh appearance started, while WR **Joe Horn**, LB **Mark Fields** and LB **Keith Mitchell** were selected as reserves; **April 21** - Saints picked Mississippi RB **Deuce McAllister** with their first selection in the NFL Draft; **Sept. 30** - Saints played the first NFL game in the New York area after the Sept. 11 attacks in a 21-13 loss at the Giants.

2002 **Feb. 9** - S **Sammy Knight** and DT **La'Roi Glover** started in the Pro Bowl, while WR **Joe Horn** was selected; **March 8** - Saints traded RB **Ricky Williams** to the Miami Dolphins for a first-round selection in the 2002 NFL Draft and a conditional third-round selection in 2003 (upgraded to a first-round pick in 2003 based on Williams' performance in his first season with the Dolphins); **May 13** - Saints promoted **Mickey Loomis** to general manager of football operations from director of football administration; **Sept. 8** - Saints defeat Tampa Bay Buccaneers, 26-20, at season opener at Raymond James Stadium...RB **Deuce McAllister** reached the century mark for the first time with 109 yards rushing and special teams ace **Fred McAfee** forced a game-winning interception for a touchdown on a punt attempt in overtime; **Sept. 22** - Saints charge back from 20-point deficit vs. Bears at Memorial Stadium in Champaign, Ill...QB **Aaron Brooks** tossed three TDs in the final three quarters, including a 29-yard scoring toss to WR **Donte' Stallworth** with 1:11 left that proved to be the game-winner; **Sept. 29** - **Stallworth** became the first rookie in 20 years to catch a TD in his first four NFL games; **Oct. 13** - At Washington, WR **Michael Lewis** became the seventh player in NFL history – and the first in team record books – to return a punt and a kickoff for a touchdown in the same game in a 43-27 victory...his 286 return yards ranked as second-highest in Saints history; **Oct. 20** - Saints improve to 6-1 with 35-27 win over San Francisco in the Superdome. In the win over the 49ers, **Brooks** passed for three touchdowns and ran for another...Five of New Orleans' first six victories to that point came over playoff teams from 2001; **Dec. 1** - Saints defeat Tampa Bay, 23-20, in Superdome on Sunday Night Football, as they swept the eventual Super Bowl Champions in the first season of the NFC South; **Dec. 8** - McAllister rushes for 127 yards and a career-high three touchdowns as the Saints win 37-25 at Baltimore for their first victory over the Ravens; **Dec. 29** - RB **Deuce McAllister** rushed for 117 yards on 28 carries in finale vs. Carolina, his eighth 100-yard performance of the season (second-most in club history to the nine RB **George Rogers** posted in 1981)...**Lewis** finished with an NFL-record 2,432 yards of combined kickoff and punt return yardage, 1,807 yards in kickoff returns and 625 yards in punt returns – both team records...Saints finish 9-7 in their first season in the NFC South.

2003 **Feb. 2** - Saints represented in Pro Bowl by WR **Joe Horn**, RB **Deuce McAllister**, KR/PR **Michael Lewis** and special teams ace **Fred McAfee**; **July 26** - Saints hold training camp at their practice facility in Metairie for the first time; **Sept. 28** - **McAllister** rushes for 101 yards on 17 carries vs. the Indianapolis Colts, beginning a franchise-record streak of nine straight 100-yard performances; **Nov. 2** - Saints win third straight over defending Super Bowl Champion Buccaneers at Tampa Bay, 17-14...in the game, **McAllister** sets a team record with his sixth straight 100-yard game, and DE **Willie Whitehead** finished with three sacks; **Nov. 16** - A 23-20 overtime win over Atlanta gives the Saints their 100th victory in the Superdome...**McAllister** sets team record with 237 yards from scrimmage, including 173 rushing; **Nov. 30** - **McAllister** rushes for 165 yards on 31 carries in a 24-20 victory at Washington, his ninth straight 100-yard game...the streak tied former Chicago RB Walter Payton and Jacksonville RB Fred Taylor for the third-longest in NFL history...he was held below the milestone the next week vs. Tampa Bay; **Dec. 14** - QB **Aaron Brooks** tossed a career-high five TDs,

SAINTS TIMELINE

including a club-record four caught by WR **Joe Horn**, in a 45-7 victory over the New York Giants in a nationally televised contest on Sunday Night Football; **Dec. 21** - In one of the most memorable final plays from scrimmage in NFL history, the Saints pulled off a 75-yard, three-lateral touchdown as time expired to cut Jacksonville's lead to one point...WR **Jerome Pathon** capped the play with a leap into the end zone, but the PAT attempt by K **John Carney** sailed wide right, giving the Jaguars a 20-19 win; **Dec. 28 - McAllister** has 49 yards in season-ending victory over Dallas, becoming the second player in club history to go over 1,600 rushing yards in a season.

2004 **Feb. 8** - Saints represented in the Pro Bowl by G **LeCharles Bentley** and RB **Deuce McAllister**; **April 24** - Saints select Ohio State DE **Will Smith** 18th overall in NFL Draft; **Nov. 14 - McAllister** rushes for 127 yards on 16 attempts in 27-20 victory vs. Kansas City...his second-quarter touchdown was his fourth straight game with a TD, the longest streak of his career; **Dec. 12** - P **Mitch Berger** wins NFC Special Teams Player of the Week after dropping four punts inside-the-20 in win at Dallas, part of a five-punt, 230-yard performance; **Dec. 19** - RB **Aaron Stecker** returns opening kickoff 98 yards against his former team, Tampa Bay...**Stecker** wins NFC Special Teams Player of the Week; **Dec. 26 - Horn** and **Berger** selected to the Pro Bowl; **Dec. 26** - WR **Michael Lewis** returned a kickoff 96 yards for a touchdown vs. Atlanta, giving the Saints a comfortable lead in the 26-13 victory.

2005 **Jan. 2** - Saints close 2004 season as one of the NFL's hottest teams, notching their fourth straight victory with a 21-18 win at Carolina to finish 8-8...a potential game-tying field goal was blocked by DE **Tony Bryant** with four seconds left...**Bryant** became the fifth Saint to win NFC Special Teams Player of the Week on the season, and the fourth straight...RB **Deuce McAllister** rushed for 140 yards, giving him 1,074 on season...he became the first running back in club history to reach the 1,000-yard milestone three straight years; **Aug. 28** - In anticipation of Hurricane Katrina making landfall on the Gulf Coast, the team and operations staff flew to San Jose, Calif. three days early for the final preseason game at Oakland...the team set up operations in a hotel and practiced at San Jose State in preparation for the preseason finale; **Sept. 1** - Following a 13-6 loss to the Raiders, players, coaches and football operations staff flew to San Antonio, Texas, where the club would be forced to conduct their day-to-day business for the 2005 season...the team is soon joined by the club's entire staff; **Sept 8** - Owner **Tom Benson** announced the start of the New Orleans Saints Hurricane Katrina Relief Fund to provide aid and assistance to the people of the entire Gulf South...the fund raised approximately \$1 million to benefit local causes; **Sept. 11** - A 47-yard FG by K **John Carney** with three seconds left lifted the Saints to a 23-20 win at Carolina...the Saints organization gave game balls to the City of New Orleans and to the Gulf Coast...the presentation capped an emotional trip which began with the reading of a letter to the team from New Orleans Mayor Ray Nagin the night before the contest, a standing pregame ovation from the crowd of 72,920 and culminated by Carney's winning kick...the next week, QB **Aaron Brooks** and **Carney** were featured on the cover of *Sports Illustrated*...**Carney**, who successfully connected on all three of his field goal attempts, was named NFC Special Teams Player of the Week...this marked the fifth consecutive week a Saints player received the honor dating to the last four games of 2005, an NFL record...DE **Will Smith** also became the first Saint to force a fumble in five straight games; **Sept. 19** - New Orleans falls to the New York Giants, 27-10, in a scheduled home game that was moved to Giants Stadium...this would be the first of three stadiums where the Saints would play a home game in 2005...**McAllister** became the club's all-time rushing leader; **Sept. 25** - The Saints defeat Buffalo, 19-7, before 58,688 fans at the Alamodome in San Antonio, Texas, the team's first regular season home game in the location where they practiced; **Oct. 30** - The Saints fall to Miami, 21-6, before 61,643 at Tiger Stadium, a game which marked the team's return to Louisiana...it was the first regular-season NFL contest played at LSU; **Dec. 7** - The training staff honored the efforts of the coaches, players and staff in the wake of Hurricane Katrina by selecting the organization as the recipient of the 2005 Ed Block Courage Award; **Dec. 22** - C **LeCharles Bentley** selected to Pro Bowl; **Dec. 30** - **Benson** announces team will return to Louisiana and their Metairie facility in mid-January.

2006 **Jan. 17** - The Saints reopened their administrative offices and practice facility in Metairie; **Jan. 18** - **Sean Payton** named as the 14th head coach in club history; **Feb. 5** - The NFL announces Saints will return to the Superdome for their first regular-season home game at the stadium since 2004...it's later announced they'd host the Atlanta Falcons Sept. 25; **March 14** - The Saints agreed to terms with former Chargers QB **Drew Brees** to a five-year contract, the



SAINTS TIMELINE

most notable and successful free-agent acquisition in team history...Saints equipment staff selected as Whitey Zimmerman Memorial Award winner for 2005 in a vote by their peers; **April 29** - Saints pick RB **Reggie Bush** second overall in the NFL Draft; **July 27** - Saints open their 2006 training camp at Millsaps College in Jackson, Miss; **Sept. 10** - Saints kick off their 40th regular season and first under **Payton** at Cleveland with a 19-14 victory; **Sept. 25** - In the first contest at the stadium since it was used as a shelter of last resort during Hurricane Katrina, the Saints christened the refurbished Superdome with a 23-3 victory on Monday Night Football...U2 and Green Day performed before the game; **Oct. 8** - On his 100th career touch as a professional, **Bush** returned a punt 65 yards for a touchdown for his first career NFL score in the fourth quarter to give New Orleans a dramatic 24-21 come-from-behind win over Tampa Bay at the Superdome to improve to 4-1; **Oct. 15** - The Saints jumped out of the gate with a 5-1 start following a 27-24 win over Philadelphia at the Superdome where K **John Carney** drilled a 31-yard field goal as time expired; **Nov. 19** - **Brees** threw for a club-record 510 yards in a 31-16 loss to Cincinnati at the Superdome; **Dec. 10** - On the national stage of Sunday Night Football, the Saints improved to 9-4 with a 42-17 win at Dallas. **Brees** threw five TDs; **Dec. 17** - Despite a 16-10 loss to Washington, the Saints clinch their first NFC South title with losses by Atlanta and Carolina; **Dec. 19** - **Brees**, T **Jammal Brown** and DE **Will Smith** are selected to the Pro Bowl as starters...the Saints' coaches would join the threesome as the staff for the NFC squad following the season; **Dec. 24** - **Bush** and **McAllister** each surpassed the century mark in rushing yards in a 30-7 win at the New York Giants.

2007 **Jan. 13** - The Saints defeated Philadelphia, 27-24, in the NFC Divisional Playoffs at the Superdome...RB **Deuce McAllister** rushed for 143 yards and a TD and added a TD reception in the second postseason win in club history; **Jan. 21** - In the team's first appearance in the NFC Championship Game, the Saints were defeated at Chicago, 39-14...the Saints sliced the Bears' lead to 16-14 in the second half and trailed by four early in the fourth quarter, but a handful of turnovers and miscues proved to be too much to overcome; **Feb. 2** - After the most memorable year in club history to date, QB **Drew Brees** is voted co-recipient of the NFL Walter Payton Man of the Year Award...it was one of a slew of awards won by Saints personnel following the 2006 season, including **Sean Payton** as a unanimous choice as NFL Coach of the Year and Executive VP/GM **Mickey Loomis** as NFL Executive of the Year by *The Sporting News* and *Pro Football Weekly/PFWA*; **Oct. 14** - **Brees** throws touchdowns to WRs **Marques Colston** and **Lance Moore** and rookie RB **Pierre Thomas** returned a fumble on special teams that he recovered five yards for a TD, as New Orleans broke an 0-4 start to win 28-17 in Seattle in a prime time Sunday Night Football contest; **Oct. 28** - **Brees** is selected Week Eight NFC Offensive Player of the Week for his efforts in a 31-10 win at the San Francisco 49ers, where he completed 31-of-39 passes (79.5%) for 336 yards, four touchdowns, including three caught by **Colston** and a 136.8 passer rating; **Nov. 4** - **Brees** set a team record with 346 passing yards in the first half of a 41-24 victory over Jacksonville and his 445-yard total for the game was then the second-most by a Saints passer; **Dec. 10** - **Brees** completed 28-of-41 passes for 328 yards with three touchdowns, zero interceptions and a 116.7 passer rating to lead a 34-14 Monday Night Football victory at Atlanta; **Dec. 30** - **Thomas** became the first player in Saints history and just the second rookie in NFL history to pick up 100 yards rushing and receiving in the same game, carrying the ball 20 times for 105 yards and catching 12 passes for 121 yards and a touchdown in his first career start at Chicago against the Bears.. **Brees** also broke a number of single-season franchise records, including passing yards, attempts, completions, completion percentage and touchdown passes, and also tied the team record of 60 pass attempts in a game.

2008 **Feb. 29** - Saints acquired LB **Jonathan Vilma** from the New York Jets for a 2008 fourth-round draft choice and a 2009 conditional choice that would turn out to be a third-round pick; **Aug. 31** - With Hurricane Gustav bearing down on New Orleans, the Saints evacuated their football operation to Indianapolis where they would practice for the full week leading up to the opener; **Sept. 7** - Saints return to New Orleans and opened season with a 24-20 victory over Tampa Bay; **Oct. 2** - QB **Drew Brees** named NFC Offensive Player of the Month for September after throwing for 1,343 yards and eight touchdowns in the team's first four games; **Oct. 6** - RB **Reggie Bush** tied an NFL record by returning two punts for touchdowns on Monday Night Football against the Minnesota Vikings, earning NFC Special Teams Player of the Week honors; **Oct. 26** - Playing in their first regular-season game outside the United States, the Saints defeated San Diego, 37-32, at London's Wembley Stadium...**Brees** was named NFC Offensive Player of the Week after throwing for 339 yards and three touchdowns; **Dec. 21** - RB **Pierre Thomas** tied a team-record by scoring a touchdown in his sixth consecutive game; **Dec. 28** - **Brees** finished the season with 5,069 passing yards, what were then the

SAINTS TIMELINE

second-most in a season in NFL history, trailing only Dan Marino's 5,084 in 1984...he also set new team records with 34 touchdowns and 10 games with 300 or more passing yards.

2009 **Jan. 6** - QB **Drew Brees** named AP Offensive Player of the Year; **Feb. 8** - **Brees** and **T Jammal Brown** play for the NFC in the Pro Bowl; **March 30** - Saints announced the team's training camp would be held at their home practice facility in Metairie, La.; **April 25** - Saints used the 14th overall pick in the 2009 NFL Draft to select Ohio State CB **Malcolm Jenkins**; **May 19** - The NFL announced that New Orleans will host Super Bowl XLVII following the 2012 season; **June 19** - **Dennis Lauscha** promoted to executive vice president/CFO; **Sept. 13** - Saints opened their season with a 45-27 victory over the Detroit Lions, their most points ever on kickoff weekend...**Brees** tied a club record with six TD passes and was named NFC Offensive Player of the Week; **Oct. 1** - **Brees** named NFC Offensive Player of the Month for September after leading Saints to 3-0 record and throwing for 1,276 yards and nine TDs; **Oct. 25** - Saints improved to 6-0 with a 46-34 win at Miami, where they rebounded from a 24-3 deficit, tying their biggest comeback in franchise history...**K John Carney** became the fourth player in NFL history to reach 2,000 career points; **Nov. 8** - With their 30-20 win over Carolina, the 8-0 Saints now had the best start in team history; **Nov. 30** - In a 38-17 Monday night win over New England, where the Saints averaged a club record 9.6 yards per play, **Brees** completed 18-of-23 passes for 371 yards with five touchdowns...his career-high passer rating of 158.3 was only the second perfect rating in club history...**Brees** was named NFC Offensive Player of the Week; **Dec. 19** - After falling 24-17 to Dallas, New Orleans finally had a blemish on its record after a club-record 13 straight victories...**Brees** threw his 121st touchdown pass as a Saint, making him the franchise's all-time record holder and also became only the second NFL quarterback to throw for 4,000 yards in four consecutive seasons; **Dec. 27** - Vs. Tampa Bay, **Brees** completed a club-record 19 straight passes; **Dec. 29** - Seven Saints were named to the Pro Bowl.

2010 **Jan. 16** - Saints defeated Arizona, 45-14, in the NFC Divisional playoff at Superdome... RB **Reggie Bush** scored touchdowns on a 46-yard run and an 83-yard punt return; **Jan. 24** - Saints defeat Minnesota, 31-28, following K **Garrett Hartley's** 40-yard FG, in an overtime thriller in the NFC Championship game at the Superdome in front of a crowd of 71,276, advancing to the Super Bowl for the first time in franchise history; **Feb. 6** - LB **Rickey Jackson** voted to the Pro Football Hall of Fame, becoming the first former Saint to have spent the majority of his career with New Orleans to be elected; **Feb. 7** - Saints defeat the Indianapolis Colts, 31-17, in Super Bowl XLIV in Miami Gardens, FL...the Saints overcame an early ten-point deficit as **Brees** was named the game's Most Valuable Player as he completed 32-of-39 passes for 288 yards with two touchdown passes and a 114.5 passer rating, tying the Super Bowl record for completions; **June 16** - The entire Saints organization were presented with their Super Bowl XLIV Championship rings at a ceremony at the Roosevelt Hotel in New Orleans; **Sept. 9** - After their Super Bowl XLIV Championship banner was unveiled at home, the Saints defeated the Minnesota Vikings in the 2010 NFL kickoff contest; **Dec. 5** - In the second quarter of a come-from-behind 34-30 win at Cincinnati, **Brees** became the club's all-time passing yardage leader. **Dec. 27** - In a 17-14 Monday night win at Atlanta, New Orleans clinched a playoff berth for the first time in back-to-back seasons since 1991 and 1992.

2011 **Jan 8** - Seattle came back from 10-0 and 17-7 first half deficits to defeat New Orleans, 41-36 at Qwest Field in an NFC Wild Card playoff game; **Jan. 30** - Five Saints were chosen for the NFC squad for the Pro Bowl...G **Jahri Evans** was named as a starter for the second consecutive season...QB **Drew Brees**, S **Roman Harper**, G **Carl Nicks** and LB **Jonathan Vilma** also made the trip to Honolulu; **Apr. 28** - Saints used the 24th overall pick in the NFL Draft to select California DE **Cameron Jordan** and acquired the 28th pick from the New England Patriots and selected Alabama RB and 2009 Heisman Trophy winner **Mark Ingram II**; **Sept. 18** - After losing the NFL kickoff contest at Green Bay, 42-34, the Saints evened their record and won their home opener for the fourth straight season as they defeated Chicago, 30-13, with QB **Drew Brees** throwing three TDs and running for another; **Oct. 23** - In a 62-7 primetime, nationally televised victory over Indianapolis in the Superdome, the Saints' point total set a new club record and was tied for the highest total since the 1970 AFL-NFL merger...in addition to the club scoring record, they also set team marks for margin of victory (55) and PATs (8). **Brees** completed 31-of-35 passes for 325 yards with five TD throws and a 144.9 rating; **Nov. 6** - New Orleans' 27-16 win over Tampa Bay marked the start of an eight-game win streak to end the regular season; **Nov. 28** - The Saints defeated the eventual Super Bowl Champion New York Giants,



SAINTS TIMELINE

49-24 in the Superdome on Monday Night Football, in a contest where **Brees** completed 24-of-38 passes for 363 yards with four touchdowns, one rushing score and a 129.6 rating, becoming the first quarterback in team history with four passing touchdowns and one rushing touchdown in a game; **Dec. 18** - With a 42-20 win at Minnesota, behind 412 yards passing and five TD passes from **Brees**, who set an NFL single-season record with his 11th 300-yard passing game of 2011, New Orleans reached 11 wins for the third straight season for the first time; **Dec. 26** - **Brees** breaks Dan Marino's 27-year old single-season passing record of 5,084 yards when he connects on a nine-yard TD to **Sproles**; **Dec. 27** - **Brees**, T **Jermon Bushrod**, **Evans**, TE **Jimmy Graham** and **Nicks** were named to the Pro Bowl... **Graham** was selected on the strength of a sophomore season where he set a team receiving record with 99 receptions for 1,310 yards, the second-highest yardage total for a tight end in NFL history, and 11 touchdowns...**Evans** and **Nicks** were selected as starters.

2012 **Jan. 1** - With a 45-17 win over Carolina in the regular season finale, the Saints improve to 13-3, tying their regular season record for wins and capturing the NFC South title, qualifying for the playoffs for the third season in a row...New Orleans accumulated what was a team single-game record 617 total net yards to run their season total to 7,474, surpassing the NFL single-season mark of 7,075 previously held by the 2000 Rams...RB **Darren Sproles** sets the league all-purpose yardage total with 2,696 yards...QB **Drew Brees** ended his record-setting December/January by capturing NFC Offensive Player of the Month, as he finished with a then-NFL-record 5,476 passing yards and 71.2% completion percentage; **Jan. 7** - Saints defeat Detroit, 45-28, in NFC Wild Card playoff, as **Brees** completes 33-of-43 passes for 466 yards with three TDs, the second-highest single-game passing yardage total in NFL postseason history; **Feb 4** - T **William Roaf**, who played with New Orleans from 1993-2001 and was selected to the Pro Bowl seven times with the club, was voted to the Pro Football Hall of Fame...on the same evening, **Brees** was named the AP NFL Offensive Player of the Year; **May 18** - Owner **Tom Benson** and RB **Deuce McAllister** are elected to the Saints Hall of Fame; **May 20** - **Dennis Lauscha** was promoted to team president; **June 15** - **Benson** completes the purchase of the New Orleans Hornets after having been approved by the NBA's Board of Governors; **Oct. 7** - **Brees** sets the NFL record on a first quarter 40-yard scoring throw to WR **Devery Henderson** with his 48th consecutive game with a touchdown pass, breaking a mark previously held by Johnny Unitas since 1960...the 31-24 win also marks the franchise's 300th regular season victory; **Nov. 25** - WR **Marques Colston** became the club's all-time recordholder with his 56th touchdown vs. San Francisco...**Colston** ended the season with 532 receptions, tied for the club's all-time lead with WR **Eric Martin**; **Nov. 29** - **Brees'** streak of consecutive games with a touchdown pass will end at an NFL-record 54 after failing to throw one at Atlanta.

2013 **Jan. 27** - QB **Drew Brees**, T **Jermon Bushrod**, G **Jahri Evans** and P **Thomas Morstead** represent the Saints in the Pro Bowl; **Sept. 15** - K **Garrett Hartley** drilled a 27-yard field goal as time expired to give the Saints a 16-14 victory at Tampa Bay in a contest delayed by a thunderstorm, powered by a ten-reception, 179-yard, one touchdown receiving performance by TE **Jimmy Graham**; **Oct. 6** - The Saints win at Chicago, 26-18, to improve to 5-0...**Graham** has his fourth consecutive game with 100 yards receiving for the second time in his career, tying the NFL record for tight ends with consecutive 100-yard games; **Nov. 10** - Saints improve to 7-2 with a 49-17 win over Dallas in primetime at the Superdome as the club sets an NFL record with 40 first downs and had a team-record 625 total net yards...**Brees** completes 34-of-41 passes for 392 yards with four touchdowns as he captures NFC Offensive Player of the Week honors...LB **Rickey Jackson**, QB **Archie Manning** and T **William Roaf** inducted into the club's newly established Ring of Honor; **Nov. 21** - Saints improve to 9-2 with a 17-13 win at Atlanta on Thursday Night Football, where **Brees** dished touchdowns to **Graham** and fellow TE **Benjamin Watson** and DE **Cameron Jordan** had 2.5 sacks. **Dec. 8** - **Brees** becomes only the fifth player in NFL history at the time to reach 50,000 yards passing as he throws for 313 yards and four touchdowns in helping the Saints defeat Carolina in a primetime 31-13 win at the Superdome; **Dec. 27** - **Brees**, G **Jahri Evans**, **Graham**, G **Ben Grubbs** and DE **Cameron Jordan** were named to the Pro Bowl... **Brees** was selected for the seventh time as a Saint, tying him for first place in club record books with **Roaf**; **Dec. 29** - With a 42-17 win over Tampa Bay in the regular season finale, improve to 11-5, qualifying for the playoffs for the fourth time in five seasons...**Brees** captured NFC Offensive Player of the Week for the fourth time of the season as he completed 24-of-31 passes for 381 yards and four TDs, one which went to **Graham**, who finished with a franchise-record 16 TD grabs, the second-highest scoring grab total all-time in NFL record books for a tight end.

SAINTS TIMELINE

2014 Jan. 4 - Saints defeat Philadelphia, 26-24, in NFC Wild Card playoff, as K **Shayne Graham** booted the 32-yard game-winning field goal as time expired to give New Orleans their first road playoff win in franchise history; **Nov. 30** - QB **Drew Brees** tosses for five touchdowns to earn NFC Offensive Player of the Week honors and RB **Mark Ingram II** rushes for 122 yards as the Saints defeat the Steelers at Heinz Field 35-32, New Orleans' first win in Pittsburgh since 1987; **Dec. 23** - G **Jahri Evans** and TE **Jimmy Graham** were selected to the Pro Bowl with **Brees** and **Ingram** later added as replacements. It was the franchise-record eighth selection for **Brees** as a Saint, ninth overall, who finished tied (4,952) for the league lead in passing yardage. **Dec. 28** - **Brees** connected with **Colston** for a fourth quarter 36-yard touchdown and **Jordan** had 1.5 sacks in a come-from-behind 23-20 victory at Tampa Bay to close out the season at 7-9.

2015 June 15 - Former Saints S **Steve Gleason** selected as the PFWA's 2015 George Halas Award winner; **Oct. 4** - In **Brees'** return to the lineup after missing his first game as a professional due to injury (shoulder), he completes 33-of-41 passes for 359 yards and two touchdowns, leading the Saints to a 26-20 overtime victory over the Dallas Cowboys...the win comes on the second play from scrimmage, an 80-yard touchdown throw to RB **C.J. Spiller**, and also marked the first overtime touchdown pass of **Brees'** career; **Oct. 16** - With LB **Michael Mauti's** blocked punt recovered for a touchdown in a Thursday Night Football win over Atlanta, he joined his father Rich as the only father-son duo to score touchdowns for the Saints in franchise history; **Nov. 1** - **Brees** completes 39-of-50 passes for 505 yards, a 131.7 rating and an NFL-record-tying seven touchdown passes as the Saints defeat the New York Giants 52-49...**Brees** becomes only the second player to pass for 500 yards and seven touchdowns in a single game, on his way to being named the NFC Offensive Player of the Week...With eight receptions for 114 yards and one TD, WR **Marques Colston** ties WR **Joe Horn** in club record books with his 28th 100-yard receiving game.

2016 Jan. 3 - New Orleans wins its season finale in Atlanta 20-17...the win marked QB **Drew Brees'** 100th career victory (regular season and postseason combined) as the Saints' starting quarterback; **Jan. 31** - DE **Cameron Jordan** represents the Saints in the Pro Bowl; **Sept. 11** - In the opener against Oakland, **Brees** finds WR **Brandin Cooks** for a 98-yard touchdown, the longest pass play of his career and the longest play from scrimmage in team history. **Sept. 18** - **Brees** records his sixth-consecutive game without an interception, matching a franchise record; **Sept. 26** - **Brees** reaches a career-best 305 passing attempts without an interception, becoming just the fourth quarterback in NFL record books with a streak of 300 or more pass attempts without an interception, joining Tom Brady (358), Alex Smith (312) and Bernie Kosar (308); **Oct. 2** - At San Diego, Head Coach **Sean Payton** captures his 94th career victory, surpassing Jim Mora (93 victories from 1986-96) for the most wins by a Saints head coach; **Oct. 16** - **Brees** throws for 465 yards against Carolina, the third-highest total in franchise history and sets a new NFL record with his 15th-career 400-yard passing game, breaking a tie with Peyton Manning; **Oct. 23** - At Kansas City, **Brees** completes 37-of-48 passes for 367 yards and three touchdowns...it was his NFL-record 100th game with at least 300 yards passing. New Orleans also scores in their 14th-consecutive quarter, setting a new franchise record for scoring in consecutive quarters; **Nov. 6** - RB **Mark Ingram II** rushes for a career-high 158 yards on 15 carries (10.5 avg.), with a career-long 75-yard rushing touchdown in a 41-23 win at San Francisco; **Dec. 18** - In a win at Arizona, **Brees** completes 37-of-48 passes for 389 yards, three touchdowns and a 127.9 passer rating, collecting his 100th regular season victory as Saints signal-caller; **Dec. 24** - A 31-24 win against Tampa Bay marked head coach **Sean Payton's** 94th-career regular season victory, breaking a tie with Jim Mora for most regular season wins in franchise history...It was also his 100th-career victory including both the regular season and the postseason.

2017 Jan. 1 - In season finale at Atlanta, QB **Drew Brees** surpassed 5,000 yards passing for the fifth time in his career...he finished the season with 5,208 passing yards, his second-highest career total and the fourth-highest total in NFL records...in the contest, rookie WR **Michael Thomas** set several rookie franchise marks, finishing with 156 yards on 10 catches (15.6 avg.) and a 14-yard scoring grab. Thomas finished the season with 92 catches for 1,137 yards with nine touchdowns, setting club single-season rookie records in all three receiving categories; **Jan. 23** - **Brees** was named to his franchise-record ninth Pro Bowl as a Saint, tenth overall; **April 28** - With the 11th overall pick in the NFL draft, the Saints selected Ohio State CB **Marshon Lattimore** and with the 32nd pick, they chose Wisconsin T **Ryan Ramsey**...Lattimore, the highest cornerback ever taken by



SAINTS TIMELINE

New Orleans lived up to his billing, as he became the first Saint to capture *Associated Press* Defensive Rookie of the Year honors, while Ramczyk played every offensive snap. **April 29** - In a trade for a third round draft pick with San Francisco, with the 67th overall pick in the NFL Draft, New Orleans selected Tennessee RB **Alvin Kamara**...Kamara went on to be selected as *AP* Offensive Rookie of the Year as he had a club best 1,554 yards from scrimmage and 14 touchdowns, a club rookie record. **Oct. 1** - New Orleans recorded the 14th shutout in team history, the first since 2012 and the first on the road since the 1995 season finale with a 20-0 dismantling of Miami in London. **Oct. 29** - New Orleans wins their fifth consecutive contest as they finish the month of October undefeated (4-0) with a 20-12 win over Chicago at the Superdome...the New Orleans defense didn't surrender a touchdown until the fourth quarter and Lattimore recorded a pick with 1:11 left in the contest to clinch the victory. **Nov. 5** - Head Coach **Sean Payton** got his 100th career regular season victory with a 30-10 win over Tampa Bay at the Mercedes-Benz Superdome. **Dec. 3** - On the way to a 31-21 victory over Carolina at the Mercedes-Benz Superdome that would give the 9-3 Saints sole possession of first place in the NFC South, **Kamara** became the fourth Saint to score at least one touchdown in six consecutive contests and the club's first rookie in a two-rushing score effort and **Brees** surpassed Peyton Manning and moved into second place all-time in NFL record books in completions. **Dec. 24** - With a 23-13 win over Atlanta, New Orleans clinches their first playoff berth since 2013 in a contest where **Brees** became only the third quarterback in NFL history with 70,000 career passing yards. **Dec. 31** - Despite a 31-24 loss at Tampa Bay, New Orleans clinched their first NFC South division title since 2011...New Orleans and the rival Carolina Panthers finished with identical 11-5 records, but the Saints claimed the NFL South by virtue of a regular season sweep of Carolina...with six receptions in the contest, WR **Michael Thomas** finished the season with 104 catches, the first Saint to reach the century mark and **Kamara**, who had a 106-yard kickoff return for a TD, the longest play in franchise history, set the club rookie record for touchdowns (14)...the Saints finished as the only NFL club ranked in the top five in run offense and pass offense.

2018 **Jan. 7** - New Orleans defeated the Carolina Panthers, 31-26, in the NFC Wild Card Playoff as they would have three wins against an opponent in the same season for the first time in franchise history; **Jan. 28** - The Saints coaching staff, led by **Sean Payton** and seven Saints players, tied for the most in club history, represent the club for the NFC squad in the Pro Bowl played in Orlando, Fl...New Orleans was represented by QB **Drew Brees**, RB **Mark Ingram II**, DE **Cameron Jordan**, RB **Alvin Kamara**, CB **Marshon Lattimore**, WR **Michael Thomas** and G **Larry Warford**. **Feb. 3** - At the NFL Honors ceremony in Minneapolis, **Kamara** and **Lattimore** were selected as the *AP* NFL Offensive and Defensive rookies of the year, the first time teammates have swept the awards since Lions RB Mel Farr and CB Lem Barney did so in 1967...Kamara led the team in touchdowns with a franchise rookie record 14 and totaled a club-best 1,554 total yards from scrimmage as he joined Pro Football Hall of Famer Gale Sayers as the second rookie in league history to score five rushing touchdowns, five receiving touchdowns and a special teams touchdown...Lattimore led the team and NFL rookies with five interceptions, including one returned for a touchdown; **March 12** - T **Zach Strief** retires after a 12-year career...a seventh-round selection (210th overall) in the 2006 draft, Strief ended his career having played in 158 regular season games and 10 playoff contests; **Mar. 14** - Saints agreed to terms on a three-year contract with unrestricted free agent LB **Demario Davis**...Davis emerged as a leader on the defense, selected a team captain and led the club with 110 tackles and added five sacks; **Mar. 15** - Owner **Tom Benson** passed away at age 90...a dynamic business leader and entrepreneur, the New Orleans native helped mold the Saints into a model franchise and one respected league-wide...since being purchased by Benson in 1985, the franchise has earned 14 playoff berths, ten playoff wins, and captured its first Super Bowl championship; **April 26** - With the 14th overall pick in the 2018 NFL Draft, the saints select Texas-San Antonio DE **Marcus Davenport**; **Sept. 16** - Saints win 350th regular season game in franchise history with a 21-18 victory over Cleveland at the Superdome; **Sept. 30** - **Kamara** carried the ball 19 times for a career-high 134 yards with a career-high three touchdowns to lead New Orleans to a 33-18 win at the New York Giants at MetLife Stadium...**Davis** is named NFC Defensive Player of the Week for an effort where he had 11 tackles and two sacks; **Oct. 8** - With a 62-yard touchdown pass to rookie WR **Tre'Quan Smith**, **Brees** became the NFL's all-time passing yardage leader in a 43-19 Monday Night Football win over Washington; **Oct. 21** - New Orleans rebounded from a 17-7 fourth quarter deficit to defeat the Baltimore Ravens 24-23 at M&T Stadium in Baltimore...**Brees** connected with TE **Benjamin Watson** in the second quarter on a one-yard touchdown, the signal-caller's 500th career scoring pass; **Nov. 4** - **Brees** tossed for 346 yards and four touchdowns, including a connection with **Thomas** on a fourth quarter 72-yard TD to lead the Saints to a 45-35 win over the previously undefeated Los Angeles Rams at the Mercedes-Benz Superdome...**Thomas** had 12 receptions for a club record 211 yards; **Dec. 18** - Five Saints, T

SAINTS TIMELINE


Terron Armstead, Brees, Jordan, Thomas and **C Max Unger** were selected to the Pro Bowl...**Kamara, G Andrus Peat** and **Warford** were later named, giving New Orleans a franchise-record eight selections; **Dec. 23** - New Orleans ties franchise regular season record with 13 wins when they defeat Pittsburgh 31-28 in the Mercedes-Benz Superdome when **Davis** recovers a fumble at the New Orleans 42-yard line with 32 seconds remaining. New Orleans wins back-to-back division titles for the first time in franchise history... Sitting out the regular season finale, **Brees** would finish the season surpassing his prior NFL record for completion percentage (74.4%).

2019 **Jan 4** - Five Saints, T **Terron Armstead**, QB **Drew Brees**, DE **Cameron Jordan**, T **Ryan Ramczyk** and WR **Michael Thomas** were selected as *Associated Press* All-Pros; **Jan. 13** - The Saints defeated Philadelphia, 20-14, in the NFC Divisional Playoffs at the Mercedes-Benz Superdome...WR **Michael Thomas** had 12 receptions for a postseason club record 171 yards and a TD, as CB **Marshon Lattimore** had two interceptions for an effort where the Saints shutout the Eagles for the final three quarters; **Sept. 9** - QB **Drew Brees** leads Saints on a 37-second fourth quarter game-winning drive and K **Wil Lutz** drilled a career-long 58-yard field goal as time expired to lead the Saints to a 30-28 season-opening win over Houston on Monday Night Football at the Mercedes-Benz Superdome; **Sept. 22** - Filling in for an injured Brees, QB **Teddy Bridgewater** led the Saints to a 33-27 win at Seattle, completing 19-of-27 passes for 177 yards with two touchdowns, zero interceptions and a 112.7 passer rating. With a 53-yard punt return for a touchdown by WR/RS **Deonte Harris** and a fumble return for a touchdown by S **Vonn Bell**, New Orleans scored an offensive, defensive and special teams touchdown in the same game for only the third time in franchise history; **Oct. 6** - DE **Will Smith** is inducted into the club's Ring of Honor posthumously; **Oct. 27** - Brees returned to action after missing five games to right thumb surgery and completed 34-of-43 passes for 373 yards with three touchdowns and a 116.4 rating in a 31-9 win over Arizona, where the Saints didn't surrender a touchdown; **Dec. 16** - With a third quarter, five-yard touchdown pass to TE **Josh Hill**, Brees became the NFL's all-time scoring pass leader at the time, with his 541st, surpassing Peyton Manning in a 34-7 win on Monday Night Football over Indianapolis. **Dec. 22** - WR **Michael Thomas** finished a 38-28 win at Tennessee as the NFL's single-season receptions leader, finishing the contest with 145 total grabs, which would be extended to 149 in the season ending contest; **Dec. 29** - In the regular season-ending 42-10 win at Carolina, New Orleans would finish with 13 wins for the fourth time in franchise history and the first time in back-to-back seasons.

2020 **Jan. 3** - A club-record six Saints were named to the *Associated Press* All-Pro team. LB **Demario Davis**, PR **Deonte Harris**, WR **Michael Thomas** and T **Ryan Ramczyk** were first-team selections, while special teamer **J.T. Gray** and DE **Cameron Jordan** were second-team. **Jan. 16** - With RB **Alvin Kamara** added to the Pro Bowl squad, New Orleans would have a franchise-record 11 players named to the league's all-star game; **Feb. 1** - Thomas won AP NFL Offensive Player of the Year. **March 16** - In the wake of the COVID-19 pandemic, Owner **Gayle Benson** established the Gayle Benson Community Assistance Fund with a \$1 million personal donation, partnering with the Greater New Orleans Foundation to help with contributions and distributions. The beneficiaries of this fund have been nonprofits working to support those in the service and hospitality industry, among other nonprofit groups; **April 24** - Saints used the 24th overall pick in the NFL draft to select Michigan G/C **Cesar Ruiz**; **Oct. 4** - Saints capture first road victory of the season with a 35-29 win at Detroit, as New Orleans rushed for 164 yards and **Kamara** tied the franchise-record by scoring a touchdown in six consecutive games; **Oct. 25** - Saints defeat Carolina 27-24, as they play in front of 3,000 fans, their first performance in front of a paid crowd in 2020; **Nov. 15** - QB **Drew Brees** suffers rib and collapsed lung injuries in New Orleans' 27-13 win over San Francisco that would sideline him the next four games. **Dec. 21** - Five Saints were Pro Bowl selections; T **Terron Armstead**, **Jordan**, **Kamara**, CB **Marshon Lattimore** and G **Andrus Peat**. **Dec. 25** - Saints make their Christmas debut with a 52-33 win over Minnesota that clinches their fourth straight NFC South title. **Kamara** tied an NFL record with six rushing touchdowns and six total touchdowns, the hallmark of a 22-carry, 155-yard performance where he set a career-best in rushing yards as well.

2021 **Jan. 10** - In an NFC Wild Card Playoff, the Saints defeat the Bears 21-9, as New Orleans held Chicago to 48 yards rushing and **Kamara** rushed for 99 yards and one touchdown. **Jan. 17** - The Saints' season ends as the Buccaneers defeat them 30-20 in an NFC Divisional Playoff before 3,750 fans. **March 14** - QB **Drew Brees** announces his retirement. **April**





29 - With the 28th selection in the 2021 NFL Draft, New Orleans selected University of Houston DE **Payton Turner**; **Sept 8** - Having spent nearly two weeks having evacuated to Dallas-Fort Worth due to Hurricane Ida, the Saints step on their field for their first regular season practice in preparation for what would be a 38-3 win over the Green Bay Packers four days later, in a contest that was played at Jacksonville's TIAA Bank Field due to the destruction of the stadium in New Orleans; **Sept. 14** - Turning their eyes in the recovery from Hurricane Ida to returning to the Caesars Superdome to host an October 3 contest against the New York Giants, the club announced that rollover an initial \$1 million donation to the Saints Gulf Coast Renewal Fund by Owner **Gayle Benson**, over \$5 million had been donated to the fund to be disbursed to multiple nonprofits intimately involved in the rebuilding and recovery efforts following Hurricane Ida. **Oct. 10** - New Orleans started what would be a three-game winning streak with a 33-22 victory at Washington as RB **Alvin Kamara** had 122 yards from scrimmage and two touchdowns and QB **Jameis Winston** tossed two scoring throws; **Dec. 2** - Former Saints LB **Sam Mills** was inducted into the club's Ring of Honor posthumously at halftime of a Thursday night contest against the Dallas Cowboys; **Dec. 19** - With Head Coach **Sean Payton** testing positive for COVID-19 two days earlier, Defensive Coordinator **Dennis Allen** was entrusted to assume his coaching duties, as Allen, the coaching staff and the players helped produce a 9-0 shutout of Tampa Bay on Sunday Night Football to sweep the season series...with the victory, **Payton** was credited with his 150th career regular season win, as he became the fifth-fastest coach to reach the milestone in NFL history. **Dec. 22** - DB **J.T. Gray** (starter), DE **Cameron Jordan**, **Kamara** and CB **Marshon Lattimore** were selected to the Pro Bowl.

2022 **Jan. 25** - After guiding the Black and Gold to a 9-8 record and their fifth consecutive winning season despite the challenges brought forth by Hurricane Ida, injuries and numerous COVID-19-related absences, **Sean Payton** steps away as head coach of the New Orleans Saints after posting a 161-97 record (regular season and postseason combined) in 16 seasons, departing the Saints as the franchise's winningest coach and tied for 22nd all-time in victories; **Feb. 8** - **Dennis Allen** was introduced as the 17th head coach of the New Orleans Saints...Allen, who had served as defensive coordinator since 2015, is a coaching veteran of 26 seasons, including 12 in New Orleans; **Feb. 10** - **Sam Mills** was elected posthumously to be enshrined as part of the Pro Football Hall of Fame's Class of 2022...Mills played in 133 games with 125 starts for New Orleans from 1986-94 and recorded 934 tackles (723 solo), 10.5 sacks, four interceptions, 27 passes defensed, 16 forced fumbles and 17 fumble recoveries, two recovered for a touchdown..Mills was selected to the Pro Bowl four times as a member of the Saints and was a consensus All-Pro twice...Mills was selected to the Saints Hall of Fame in 1998, the Louisiana Sports Hall of Fame in 2001, the club's All-50th team in 2016 and to the Ring of Honor in 2021; **Feb. 28** - The National Football League announces that the Saints will play a regular season game in London in 2022...When the Saints play the Minnesota Vikings on October 2, it will mark the third time New Orleans plays a regular season game overseas, all in London, this being the first time the club will play at Tottenham Hotspur Stadium; **March 22** - The Saints agree to terms with QB **Jameis Winston** on a two-year contract; **April 28** - Holding two first round draft picks for the first time since 2017, the Saints selected Ohio State WR **Chris Olave** with the 11th overall pick and Northern Iowa T **Trevor Penning** with the 19th overall choice; **May 5** - The Saints signed unrestricted free agent S **Tyrann Mathieu** to a three-year contract, bringing the three-time Pro Bowler, three-time *Associated Press* All-Pro and Super Bowl champion back to his hometown; **May 11** - In a presentation held at the Ochsner Sports Performance Center, Saints Owner **Gayle Benson** received *The New Orleans Times-Picayune* Loving Cup Award for 2021, which annually has been awarded to New Orleanians whose philanthropic efforts and community involvement soar above and beyond. **May 15** - The Saints signed free agent WR **Jarvis Landry** to a one-year contract, bringing the five-time Pro Bowler, Southeastern Louisiana native and former LSU standout back to his home state.

SEASON RESULTS [1967-69]

HOME GAMES IN BOLD CAPS - All attendance figures from 1990 - present are based on tickets distributed
MN - Monday Night; SN - Sunday Night; TN - Thursday Night; FR - Friday; SAT - Saturday; THUR - Thursday

1967: 3-11 [4TH-CAPITOL]

		Head Coach: Tom Fears			
9/17	LOS ANGELES RAMS	TULANE STADIUM	L	13-27	80,879
9/24	WASHINGTON	TULANE STADIUM	L	10-30	74,937
10/1	CLEVELAND BROWNS	TULANE STADIUM	L	7-42	77,045
10/8	at New York Giants	Yankee Stadium	L	21-27	62,670
10/15	at Dallas Cowboys	Cotton Bowl	L	10-14	64,128
10/22	at San Francisco 49ers	Kezar Stadium	L	13-27	34,285
10/29	PITTSBURGH STEELERS	TULANE STADIUM	L	10-14	68,911
11/5	PHILADELPHIA EAGLES	TULANE STADIUM	W	31-24	59,596
11/12	DALLAS COWBOYS	TULANE STADIUM	L	10-27	83,437
11/19	at Philadelphia Eagles	Franklin Field	L	21-48	60,751
11/26	ATLANTA FALCONS	TULANE STADIUM	W	27-24	83,437
12/3	at St. Louis Cardinals	Busch Stadium	L	20-31	41,171
12/10	at Baltimore Colts	Memorial Stadium	L	10-30	60,238
12/17	at Washington	D.C. Stadium	W	30-14	50,486
				233-379	901,971

1968: 4-9-1 [3RD-CENTURY]

		Head Coach: Tom Fears			
9/15	CLEVELAND BROWNS	TULANE STADIUM	L	10-24	74,215
9/22	WASHINGTON	TULANE STADIUM	W	31-17	65,941
9/29	ST. LOUIS CARDINALS	TULANE STADIUM	L	20-21	79,021
10/6	at New York Giants	Yankee Stadium	L	21-38	60,967
10/13	MINNESOTA VIKINGS	TULANE STADIUM	W	20-17	71,105
10/20	at Pittsburgh Steelers	Pitt Stadium	W	16-12	32,303
10/27	at St. Louis Cardinals	Busch Stadium	L	17-31	45,476
11/3	DALLAS COWBOYS	TULANE STADIUM	L	3-17	84,728
11/10	at Cleveland Browns	Municipal Stadium	L	17-35	71,025
11/17	at Green Bay Packers (Milw.)	Milwaukee County Stadium	L	7-29	49,644
11/24	at Detroit Lions	Tiger Stadium	T	20-20	46,152
12/1	CHICAGO BEARS	TULANE STADIUM	L	17-23	78,285
12/8	at Philadelphia Eagles	Franklin Field	L	17-29	57,128
12/15	PITTSBURGH STEELERS	TULANE STADIUM	W	24-14	66,131
				246-327	882,121

1969: 5-9 [3RD-CAPITOL]

		Head Coach: Tom Fears			
9/21	WASHINGTON	TULANE STADIUM	L	20-26	73,147
9/28	DALLAS COWBOYS	TULANE STADIUM	L	17-21	79,567
10/5	at Los Angeles Rams	L.A. Memorial Coliseum	L	17-36	54,879
10/12	CLEVELAND BROWNS	TULANE STADIUM	L	17-27	71,274
10/19	BALTIMORE COLTS	TULANE STADIUM	L	10-30	80,636
10/26	at Philadelphia Eagles	Franklin Field	L	10-13	60,658
11/2	at St. Louis Cardinals	Busch Stadium	W	51-42	46,718
11/9	at Dallas Cowboys	Cotton Bowl	L	17-33	62,282
11/16	at New York Giants	Yankee Stadium	W	25-24	68,927
11/23	SAN FRANCISCO 49ERS	TULANE STADIUM	W	43-38	71,448
11/30	PHILADELPHIA EAGLES	TULANE STADIUM	W	26-17	72,805
12/7	at Atlanta Falcons	Atlanta Stadium	L	17-45	57,021
12/14	at Washington	R.F.K. Stadium	L	14-17	50,354
12/21	PITTSBURGH STEELERS	TULANE STADIUM	W	27-24	72,256
				311-393	921,972



SEASON RESULTS [1970-73]

1970: 2-11-1 [4TH-NFC WEST]

Head Coaches: Tom Fears (7 games, 1-5-1) & J.D. Roberts (7 games, 1-6)

9/20	ATLANTA FALCONS	TULANE STADIUM	L	3-14	77,042
9/27	at Minnesota Vikings	Metropolitan Stadium	L	0-26	47,900
10/4	NEW YORK GIANTS	TULANE STADIUM	W	14-10	69,126
10/11	at St. Louis Cardinals	Busch Stadium	L	17-24	45,294
10/18	at San Francisco 49ers	Kezar Stadium	T	20-20	39,446
10/25	at Atlanta Falcons	Atlanta Stadium	L	14-32	58,850
11/1	LOS ANGELES RAMS	TULANE STADIUM	L	17-30	77,861
11/8	DETROIT LIONS	TULANE STADIUM	W	19-17	66,910
11/15	at Miami Dolphins	Orange Bowl	L	10-21	42,866
11/22	DENVER BRONCOS	TULANE STADIUM	L	6-31	66,837
11/29	at Cincinnati Bengals	Riverfront Stadium	L	6-26	59,342
12/6	at Los Angeles Rams	L.A. Memorial Coliseum	L	16-34	66,410
12/13	SAN FRANCISCO 49ERS	TULANE STADIUM	L	27-38	61,940
12/20	CHICAGO BEARS	TULANE STADIUM	L	3-24	63,518
				172-347	843,342

1971: 4-8-2 [4TH-NFC WEST]

Head Coach: J.D. Roberts

9/19	LOS ANGELES RAMS	TULANE STADIUM	W	24-20	70,915
9/26	SAN FRANCISCO 49ERS	TULANE STADIUM	L	20-38	81,595
10/3	at Houston Oilers	Astrodome	T	13-13	47,966
10/10	at Chicago Bears	Soldier Field	L	14-35	55,049
10/17	DALLAS COWBOYS	TULANE STADIUM	W	24-14	83,088
10/24	at Atlanta Falcons	Atlanta Stadium	L	6-28	58,850
10/31	at Washington	R.F.K. Stadium	L	14-24	53,041
11/7	OAKLAND RAIDERS	TULANE STADIUM	T	21-21	83,102
11/14	at San Francisco 49ers	Candlestick Park	W	26-20	45,138
11/21	MINNESOTA VIKINGS	TULANE STADIUM	L	10-23	83,130
11/28	at Green Bay Packers (Milw.)	Milwaukee County Stadium	W	29-21	48,035
12/5	at Los Angeles Rams	L.A. Memorial Coliseum	L	28-45	73,610
12/12	CLEVELAND BROWNS	TULANE STADIUM	L	17-21	72,794
12/19	ATLANTA FALCONS	TULANE STADIUM	L	20-24	75,954
				266-347	932,267

1972: 2-11-1 [4TH-NFC WEST]

Head Coach: J.D. Roberts

9/17	at Los Angeles Rams	L.A. Memorial Coliseum	L	14-34	66,303
9/25	KANSAS CITY CHIEFS - MN	TULANE STADIUM	L	17-20	70,793
10/1	SAN FRANCISCO 49ERS	TULANE STADIUM	L	2-37	69,840
10/8	at New York Giants	Yankee Stadium	L	21-45	62,507
10/15	ATLANTA FALCONS	TULANE STADIUM	L	14-21	66,294
10/22	at San Francisco 49ers	Candlestick Park	T	20-20	59,167
10/29	PHILADELPHIA EAGLES	TULANE STADIUM	W	21-3	65,664
11/5	at Minnesota Vikings	Metropolitan Stadium	L	6-37	49,784
11/12	at Atlanta Falcons	Atlanta Stadium	L	20-36	58,850
11/19	at Detroit Lions	Tiger Stadium	L	14-27	53,752
11/26	LOS ANGELES RAMS	TULANE STADIUM	W	19-16	64,325
12/3	at New York Jets	Shea Stadium	L	17-18	62,496
12/10	NEW ENGLAND PATRIOTS	TULANE STADIUM	L	10-17	64,889
12/17	GREEN BAY PACKERS	TULANE STADIUM	L	20-30	65,881
				215-361	880,545

1973: 5-9 [3RD-NFC WEST]

Head Coach: John North

9/16	ATLANTA FALCONS	TULANE STADIUM	L	7-62	66,428
9/24	at Dallas Cowboys - MN	Texas Stadium	L	3-40	52,715

SEASON RESULTS [1973-76]

9/30	at Baltimore Colts	Memorial Stadium	L	10-14	52,293
10/7	CHICAGO BEARS	TULANE STADIUM	W	21-16	56,561
10/14	DETROIT LIONS	TULANE STADIUM	W	20-13	57,810
10/21	at San Francisco 49ers	Candlestick Park	L	0-40	52,881
10/28	WASHINGTON	TULANE STADIUM	W	19-3	66,315
11/4	BUFFALO BILLS	TULANE STADIUM	W	13-0	74,770
11/11	at Los Angeles Rams	L.A. Memorial Coliseum	L	7-29	70,358
11/18	at San Diego Chargers	San Diego Stadium	L	14-17	34,848
11/25	LOS ANGELES RAMS	TULANE STADIUM	L	13-24	67,192
12/2	at Green Bay Packers (Milw.)	Milwaukee County Stadium	L	10-30	46,092
12/9	SAN FRANCISCO 49ERS	TULANE STADIUM	W	16-10	62,490
12/16	at Atlanta Falcons	Atlanta-Fulton County Stadium	L	10-14	34,147
				163-312	794,900

1974: 5-9 [3RD-NFC WEST]

		Head Coach: John North			
9/15	SAN FRANCISCO 49ERS	TULANE STADIUM	L	13-17	65,071
9/22	at Los Angeles Rams	L.A. Memorial Coliseum	L	0-24	64,178
9/29	ATLANTA FALCONS	TULANE STADIUM	W	14-13	62,273
10/6	at Chicago Bears	Soldier Field	L	10-24	45,818
10/13	at Denver Broncos	Mile High Stadium	L	17-33	51,881
10/20	at Atlanta Falcons	Atlanta Stadium	W	13-3	47,217
10/27	PHILADELPHIA EAGLES	TULANE STADIUM	W	14-10	64,257
11/3	at Detroit Lions	Tiger Stadium	L	14-19	43,256
11/10	MIAMI DOLPHINS	TULANE STADIUM	L	0-21	74,289
11/17	LOS ANGELES RAMS	TULANE STADIUM	W	20-7	57,287
11/25	PITTSBURGH STEELERS - MN	TULANE STADIUM	L	7-28	71,907
12/1	at Minnesota Vikings	Metropolitan Stadium	L	9-29	44,202
12/8	ST. LOUIS CARDINALS	TULANE STADIUM	W	14-0	57,152
12/15	at San Francisco 49ers	Candlestick Park	L	21-35	40,418
				166-263	789,156

1975: 2-12 [4TH-NFC WEST]

Head Coaches: John North (6 games, 1-5) & Ernie Hefferle (8 games, 1-7)

9/21	at Washington	R.F.K. Stadium	L	3-41	54,414
9/28	CINCINNATI BENGALS	LOUISIANA SUPERDOME	L	0-21	52,531
10/5	at Atlanta Falcons	Atlanta Stadium	L	7-14	29,444
10/12	GREEN BAY PACKERS	LOUISIANA SUPERDOME	W	20-19	51,371
10/19	at San Francisco 49ers	Candlestick Park	L	21-35	39,990
10/26	at Los Angeles Rams	L.A. Memorial Coliseum	L	14-38	54,723
11/2	ATLANTA FALCONS	LOUISIANA SUPERDOME	W	23-7	49,342
11/9	at Oakland Raiders	Oakland Coliseum	L	10-48	51,267
11/16	MINNESOTA VIKINGS	LOUISIANA SUPERDOME	L	7-20	52,765
11/23	SAN FRANCISCO 49ERS	LOUISIANA SUPERDOME	L	6-16	40,328
11/30	at Cleveland Browns	Municipal Stadium	L	16-17	44,753
12/7	LOS ANGELES RAMS	LOUISIANA SUPERDOME	L	7-14	39,358
12/14	at New York Giants	Shea Stadium	L	14-28	40,150
12/21	CHICAGO BEARS	LOUISIANA SUPERDOME	L	17-42	33,371
				165-360	633,807

1976: 4-10 [3RD-NFC WEST]

HEAD COACH: Hank Stram

9/12	MINNESOTA VIKINGS	LOUISIANA SUPERDOME	L	9-40	58,156
9/19	DALLAS COWBOYS	LOUISIANA SUPERDOME	L	6-24	61,413
9/26	at Kansas City Chiefs	Arrowhead Stadium	W	27-17	53,918
10/3	HOUSTON OILERS	LOUISIANA SUPERDOME	L	26-31	51,973
10/10	ATLANTA FALCONS	LOUISIANA SUPERDOME	W	30-0	51,521
10/17	at San Francisco 49ers	Candlestick Park	L	3-33	43,160



SEASON RESULTS [1976-79]

10/24	LOS ANGELES RAMS	LOUISIANA SUPERDOME	L	10-16	51,984
10/31	at Atlanta Falcons	Atlanta-Fulton County Stadium	L	20-23	34,127
11/7	at Green Bay Packers (Milw.)	Milwaukee County Stadium	L	27-32	52,936
11/14	DETROIT LIONS	LOUISIANA SUPERDOME	W	17-16	42,048
11/21	at Seattle Seahawks	Kingdome	W	51-27	61,865
11/28	at Los Angeles Rams	L.A. Memorial Coliseum	L	14-33	54,906
12/5	at New England Patriots	Schaefer Stadium	L	6-27	53,592
12/12	SAN FRANCISCO 49ERS	LOUISIANA SUPERDOME	L	7-27	42,536
				253-346	714,135

1977: 3-11 [4TH-NFC WEST]

		Head Coach: Hank Stram			
9/18	GREEN BAY PACKERS	LOUISIANA SUPERDOME	L	20-24	56,250
9/25	at Detroit Lions	Silverdome	L	19-23	51,548
10/2	at Chicago Bears	Soldier Field	W	42-24	51,488
10/9	SAN DIEGO CHARGERS	LOUISIANA SUPERDOME	L	0-14	53,942
10/16	at Los Angeles Rams	L.A. Memorial Coliseum	L	7-14	46,045
10/23	at St. Louis Cardinals	Busch Stadium	L	31-49	48,417
10/30	LOS ANGELES RAMS	LOUISIANA SUPERDOME	W	27-26	59,023
11/6	at Philadelphia Eagles	Veterans Stadium	L	7-28	53,482
11/13	SAN FRANCISCO 49ERS	LOUISIANA SUPERDOME	L	7-10 OT	41,564
11/20	ATLANTA FALCONS	LOUISIANA SUPERDOME	W	21-20	43,135
11/27	at San Francisco 49ers	Candlestick Park	L	17-20	33,702
12/4	NEW YORK JETS	LOUISIANA SUPERDOME	L	13-16	40,464
12/11	TAMPA BAY BUCCANEERS	LOUISIANA SUPERDOME	L	14-33	40,124
12/18	at Atlanta Falcons	Atlanta-Fulton County Stadium	L	7-35	36,895
				232-336	656,079

1978: 7-9 [3RD-NFC WEST]

		Head Coach: Dick Nolan			
9/3	MINNESOTA VIKINGS	LOUISIANA SUPERDOME	W	31-24	54,187
9/10	at Green Bay Packers (Milw.)	Milwaukee County Stadium	L	17-28	54,336
9/17	PHILADELPHIA EAGLES	LOUISIANA SUPERDOME	L	17-24	49,242
9/24	at Cincinnati Bengals	Riverfront Stadium	W	20-18	40,455
10/1	LOS ANGELES RAMS	LOUISIANA SUPERDOME	L	20-26	61,659
10/8	CLEVELAND BROWNS	LOUISIANA SUPERDOME	L	16-24	50,158
10/15	at San Francisco 49ers	Candlestick Park	W	14-7	37,671
10/22	at Los Angeles Rams	L.A. Memorial Coliseum	W	10-3	47,574
10/29	NEW YORK GIANTS	LOUISIANA SUPERDOME	W	28-17	58,807
11/5	at Pittsburgh Steelers	Three Rivers Stadium	L	14-20	48,526
11/12	ATLANTA FALCONS	LOUISIANA SUPERDOME	L	17-20	70,323
11/19	at Dallas Cowboys	Texas Stadium	L	7-27	57,920
11/26	at Atlanta Falcons	Atlanta-Fulton County Stadium	L	17-20	55,521
12/3	SAN FRANCISCO 49ERS	LOUISIANA SUPERDOME	W	24-13	50,068
12/10	HOUSTON OILERS	LOUISIANA SUPERDOME	L	12-17	63,169
12/17	at Tampa Bay Buccaneers	Tampa Stadium	W	17-10	51,207
				281-298	850,823

1979: 8-8 [2ND-NFC WEST]

		Head Coach: Dick Nolan			
9/2	ATLANTA FALCONS	LOUISIANA SUPERDOME	L	34-40 OT	70,940
9/9	at Green Bay Packers (Milw.)	Milwaukee County Stadium	L	19-28	53,184
9/16	PHILADELPHIA EAGLES	LOUISIANA SUPERDOME	L	14-26	54,212
9/23	at San Francisco 49ers	Candlestick Park	W	30-21	39,727
9/30	NEW YORK GIANTS	LOUISIANA SUPERDOME	W	24-14	51,543
10/7	LOS ANGELES RAMS	LOUISIANA SUPERDOME	L	17-35	68,986
10/14	at Tampa Bay Buccaneers	Tampa Stadium	W	42-14	67,640
10/21	DETROIT LIONS	LOUISIANA SUPERDOME	W	17-7	57,428
10/28	at Washington	R.F.K. Stadium	W	14-10	52,133
11/4	at Denver Broncos	Mile High Stadium	L	3-10	74,482

SEASON RESULTS [1979-82]

11/11	SAN FRANCISCO 49ERS	LOUISIANA SUPERDOME	W	31-20	65,551
11/18	at Seattle Seahawks	Kingdome	L	24-38	60,055
11/25	at Atlanta Falcons	Atlanta-Fulton County Stadium	W	37-6	42,815
12/3	OAKLAND RAIDERS - MN	LOUISIANA SUPERDOME	L	35-42	65,541
12/9	SAN DIEGO CHARGERS	LOUISIANA SUPERDOME	L	0-35	61,059
12/16	at Los Angeles Rams	L.A. Memorial Coliseum	W	29-14	53,879
				370-360	939,175

1980: 1-15 [4TH-NFC WEST]

Head Coaches: Dick Nolan (12 games, 0-12) & Dick Stanfel (4 games, 1-3)

9/7	SAN FRANCISCO 49ERS	LOUISIANA SUPERDOME	L	23-26	58,621
9/14	at Chicago Bears	Soldier Field	L	3-22	62,523
9/21	BUFFALO BILLS	LOUISIANA SUPERDOME	L	26-35	51,154
9/28	at Miami Dolphins	Orange Bowl	L	16-21	40,946
10/5	ST. LOUIS CARDINALS	LOUISIANA SUPERDOME	L	7-40	45,388
10/12	at Detroit Lions	Silverdome	L	13-24	78,147
10/19	ATLANTA FALCONS	LOUISIANA SUPERDOME	L	14-41	62,651
10/26	at Washington	R.F.K. Stadium	L	14-22	51,375
11/2	at Los Angeles Rams	Anaheim Stadium	L	31-45	59,909
11/9	PHILADELPHIA EAGLES	LOUISIANA SUPERDOME	L	21-34	44,340
11/16	at Atlanta Falcons	Atlanta-Fulton County Stadium	L	13-31	53,871
11/24	LOS ANGELES RAMS - MN	LOUISIANA SUPERDOME	L	7-27	53,488
11/30	MINNESOTA VIKINGS	LOUISIANA SUPERDOME	L	20-23	30,936
12/7	at San Francisco 49ers	Candlestick Park	L	35-38 OT	37,949
12/14	at New York Jets	Shea Stadium	W	21-20	38,077
12/21	NEW ENGLAND PATRIOTS	LOUISIANA SUPERDOME	L	27-38	38,277
				291-487	807,652

1981: 4-12 [4TH-NFC WEST]

Head Coach: Bum Phillips

9/6	at Atlanta Falcons	Atlanta-Fulton County Stadium	L	0-27	57,406
9/13	LOS ANGELES RAMS	LOUISIANA SUPERDOME	W	23-17	62,063
9/20	at New York Giants	Giants Stadium	L	7-20	69,814
9/27	at San Francisco 49ers	Candlestick Park	L	14-21	44,433
10/4	PITTSBURGH STEELERS	LOUISIANA SUPERDOME	L	6-20	64,578
10/11	PHILADELPHIA EAGLES	LOUISIANA SUPERDOME	L	14-31	52,728
10/18	at Cleveland Browns	Municipal Stadium	L	17-20	76,059
10/25	CINCINNATI BENGALS	LOUISIANA SUPERDOME	W	17-7	46,336
11/1	ATLANTA FALCONS	LOUISIANA SUPERDOME	L	10-41	63,637
11/8	at Los Angeles Rams	Anaheim Stadium	W	21-13	61,068
11/15	at Minnesota Vikings	Metropolitan Stadium	L	10-20	45,215
11/22	at Houston Oilers	Astrodome	W	27-24	49,581
11/29	TAMPA BAY BUCCANEERS	LOUISIANA SUPERDOME	L	14-31	62,209
12/6	at St. Louis Cardinals	Busch Stadium	L	3-30	46,923
12/13	GREEN BAY PACKERS	LOUISIANA SUPERDOME	L	7-35	45,518
12/20	SAN FRANCISCO 49ERS	LOUISIANA SUPERDOME	L	17-21	43,639
				207-378	891,207

1982: 4-5 [9TH-NFC]

Head Coach: Bum Phillips

9/12	ST. LOUIS CARDINALS	LOUISIANA SUPERDOME	L	7-21	58,673
9/19	at Chicago Bears	Soldier Field	W	10-17	56,600
11/21	KANSAS CITY CHIEFS	LOUISIANA SUPERDOME	W	27-10	39,341
11/28	at San Francisco 49ers	Candlestick Park	W	23-20	51,611
12/5	TAMPA BAY BUCCANEERS	LOUISIANA SUPERDOME	L	10-13	61,709
12/12	at Atlanta Falcons	Atlanta-Fulton County Stadium	L	0-35	39,535
12/19	at Dallas Cowboys	Texas Stadium	L	7-21	64,506
12/26	WASHINGTON	LOUISIANA SUPERDOME	L	10-27	48,667
1/2	ATLANTA FALCONS	LOUISIANA SUPERDOME	W	35-6	47,336
				129-160	467,978



SEASON RESULTS [1983-85]

1983: 8-8 [3RD-NFC WEST]

		Head Coach: Bum Phillips		
		LOUISIANA SUPERDOME	W	28-17 60,430
9/4	ST. LOUIS CARDINALS	LOUISIANA SUPERDOME	L	27-30 45,572
9/11	at Los Angeles Rams	Anaheim Stadium	L	27-30 45,572
9/18	CHICAGO BEARS	LOUISIANA SUPERDOME	W	34-31 OT 64,692
9/25	at Dallas Cowboys	Texas Stadium	L	20-21 62,136
10/2	MIAMI DOLPHINS	LOUISIANA SUPERDOME	W	17-7 66,489
10/9	at Atlanta Falcons	Atlanta-Fulton County Stadium	W	19-17 51,654
10/16	SAN FRANCISCO 49ERS	LOUISIANA SUPERDOME	L	13-32 68,154
10/23	at Tampa Bay Buccaneers	Tampa Stadium	W	24-21 48,242
10/30	at Buffalo Bills	Rich Stadium	L	21-27 49,413
11/6	ATLANTA FALCONS	LOUISIANA SUPERDOME	W	27-10 67,062
11/13	at San Francisco 49ers	Candlestick Park	L	0-27 40,022
11/21	NEW YORK JETS - MN	LOUISIANA SUPERDOME	L	28-31 68,606
11/27	MINNESOTA VIKINGS	LOUISIANA SUPERDOME	W	17-16 59,502
12/4	at New England Patriots	Sullivan Stadium	L	0-7 24,579
12/11	at Philadelphia Eagles	Veterans Stadium	W	20-17 OT 45,182
12/18	LOS ANGELES RAMS	LOUISIANA SUPERDOME	L	24-26 70,148
				319-337 891,883

1984: 7-9 [3RD-NFC WEST]

		Head Coach: Bum Phillips		
		LOUISIANA SUPERDOME	L	28-36 66,652
9/2	ATLANTA FALCONS	LOUISIANA SUPERDOME	L	28-36 66,652
9/9	TAMPA BAY BUCCANEERS	LOUISIANA SUPERDOME	W	17-13 54,686
9/16	at San Francisco 49ers	Candlestick Park	L	20-30 57,611
9/23	ST. LOUIS CARDINALS	LOUISIANA SUPERDOME	W	34-24 58,723
9/30	at Houston Oilers	Astrodome	W	27-10 43,108
10/7	at Chicago Bears	Soldier Field	L	7-20 53,752
10/14	LOS ANGELES RAMS	LOUISIANA SUPERDOME	L	10-28 63,161
10/21	at Dallas Cowboys - SN	Texas Stadium	L	27-30 OT 50,966
10/28	at Cleveland Browns	Municipal Stadium	W	16-14 52,849
11/4	GREEN BAY PACKERS	LOUISIANA SUPERDOME	L	13-23 57,426
11/11	at Atlanta Falcons	Atlanta-Fulton County Stadium	W	17-13 40,590
11/19	PITTSBURGH STEELERS - MN	LOUISIANA SUPERDOME	W	27-24 66,005
11/25	SAN FRANCISCO 49ERS	LOUISIANA SUPERDOME	L	3-35 65,117
12/2	at Los Angeles Rams	Anaheim Stadium	L	21-34 49,348
12/9	CINCINNATI BENGALS	LOUISIANA SUPERDOME	L	21-24 40,855
12/15	at New York Giants	Giants Stadium	W	10-3 63,739
				298-361 884,588

1985: 5-11 [3RD-NFC WEST]

		Head Coaches: Bum Phillips (12 games, 4-8) & Wade Phillips (4 games, 1-3)		
		LOUISIANA SUPERDOME	L	27-47 57,760
9/8	KANSAS CITY CHIEFS	LOUISIANA SUPERDOME	L	27-47 57,760
9/15	at Denver Broncos	Mile High Stadium	L	23-34 74,488
9/22	TAMPA BAY BUCCANEERS	LOUISIANA SUPERDOME	W	20-13 45,320
9/29	at San Francisco 49ers	Candlestick Park	W	20-17 58,053
10/6	PHILADELPHIA EAGLES	LOUISIANA SUPERDOME	W	23-21 56,364
10/13	at Los Angeles Raiders	L.A. Memorial Coliseum	L	13-23 48,152
10/20	at Atlanta Falcons	Atlanta-Fulton County Stadium	L	24-31 44,784
10/27	NEW YORK GIANTS	LOUISIANA SUPERDOME	L	13-21 54,082
11/3	at Los Angeles Rams	Anaheim Stadium	L	10-28 49,030
11/10	SEATTLE SEAHAWKS	LOUISIANA SUPERDOME	L	3-27 47,365
11/17	at Green Bay Packers (Milw.)	Milwaukee County Stadium	L	14-38 52,104
11/24	at Minnesota Vikings	Metrodome	W	30-23 54,117
12/1	LOS ANGELES RAMS	LOUISIANA SUPERDOME	W	29-3 44,122
12/8	at St. Louis Cardinals	Busch Stadium	L	16-28 29,527
12/15	SAN FRANCISCO 49ERS	LOUISIANA SUPERDOME	L	19-31 46,065
12/22	ATLANTA FALCONS	LOUISIANA SUPERDOME	L	10-16 37,717
				294-401 799,410

SEASON RESULTS [1986-88]

1986: 7-9 [4TH-NFC WEST]

		Head Coach: Jim Mora			
		LOUISIANA SUPERDOME	L	10-31	67,950
9/7	ATLANTA FALCONS	LOUISIANA SUPERDOME	W	24-10	46,383
9/14	GREEN BAY PACKERS	LOUISIANA SUPERDOME	W	24-10	46,383
9/21	at San Francisco 49ers	Candlestick Park	L	17-26	58,297
9/28	at New York Giants	Giants Stadium	L	17-20	72,769
10/5	WASHINGTON	LOUISIANA SUPERDOME	L	6-14	57,378
10/12	at Indianapolis Colts	Hoosier Dome	W	17-14	53,512
10/19	TAMPA BAY BUCCANEERS	LOUISIANA SUPERDOME	W	38-7	43,355
10/26	at New York Jets	Giants Stadium	L	23-28	44,246
11/2	SAN FRANCISCO 49ERS	LOUISIANA SUPERDOME	W	23-10	53,234
11/9	LOS ANGELES RAMS	LOUISIANA SUPERDOME	W	6-0	62,352
11/16	at St. Louis Cardinals	Busch Stadium	W	16-7	32,069
11/23	at Los Angeles Rams	Anaheim Stadium	L	13-26	58,600
11/30	NEW ENGLAND PATRIOTS	LOUISIANA SUPERDOME	L	20-21	58,259
12/7	MIAMI DOLPHINS	LOUISIANA SUPERDOME	L	27-31	64,761
12/14	at Atlanta Falcons	Atlanta-Fulton County Stadium	W	14-9	39,994
12/21	at Minnesota Vikings	Metrodome	L	17-33	51,209
				288-287	864,368

1987: 12-3 [2ND-NFC WEST]

		Head Coach: Jim Mora			
		LOUISIANA SUPERDOME	W	28-21	59,900
9/13	CLEVELAND BROWNS	LOUISIANA SUPERDOME	W	28-21	59,900
9/20	at Philadelphia Eagles	Veterans Stadium	L	17-27	57,485
10/4	LOS ANGELES RAMS	LOUISIANA SUPERDOME	W	37-10	29,745
10/11	at St. Louis Cardinals	Busch Stadium	L	19-24	11,795
10/18	at Chicago Bears	Soldier Field	W	19-17	46,813
10/25	SAN FRANCISCO 49ERS	LOUISIANA SUPERDOME	L	22-24	60,497
11/1	at Atlanta Falcons	Atlanta-Fulton County Stadium	W	38-0	42,196
11/8	at Los Angeles Rams	Anaheim Stadium	W	31-14	43,379
11/15	at San Francisco 49ers	Candlestick Park	W	26-24	60,436
11/22	NEW YORK GIANTS	LOUISIANA SUPERDOME	W	23-14	67,639
11/29	at Pittsburgh Steelers	Three Rivers Stadium	W	20-16	47,896
12/6	TAMPA BAY BUCCANEERS	LOUISIANA SUPERDOME	W	44-34	66,471
12/13	HOUSTON OILERS	LOUISIANA SUPERDOME	W	24-10	68,257
12/20	at Cincinnati Bengals	Riverfront Stadium	W	41-24	43,424
12/27	GREEN BAY PACKERS	LOUISIANA SUPERDOME	W	33-24	68,364
				422-283	774,297
		NFC Wild Card Playoff			
1/3	MINNESOTA VIKINGS	LOUISIANA SUPERDOME	L	10-44	68,127

1988: 10-6 [3RD-NFC WEST]

		Head Coach: Jim Mora			
		LOUISIANA SUPERDOME	L	33-34	66,357
9/4	SAN FRANCISCO 49ERS	LOUISIANA SUPERDOME	L	33-34	66,357
9/11	at Atlanta Falcons	Atlanta-Fulton County Stadium	W	29-21	48,901
9/18	at Detroit Lions	Silverdome	W	22-14	32,943
9/25	TAMPA BAY BUCCANEERS	LOUISIANA SUPERDOME	W	13-9	66,671
10/3	DALLAS COWBOYS - MN	LOUISIANA SUPERDOME	W	20-17	68,474
10/9	at San Diego Chargers	Jack Murphy Stadium	W	23-17	42,693
10/16	at Seattle Seahawks	Kingdome	W	20-19	63,569
10/23	LOS ANGELES RAIDERS	LOUISIANA SUPERDOME	W	20-6	66,249
10/30	LOS ANGELES RAMS	LOUISIANA SUPERDOME	L	10-12	68,238
11/6	at Washington	R.F.K. Stadium	L	24-27	54,183
11/13	at Los Angeles Rams	Anaheim Stadium	W	14-10	63,305
11/20	DENVER BRONCOS	LOUISIANA SUPERDOME	W	42-0	68,075
11/27	NEW YORK GIANTS - SN	LOUISIANA SUPERDOME	L	12-13	66,526
12/4	at Minnesota Vikings	Metrodome	L	3-45	61,215
12/11	at San Francisco 49ers	Candlestick Park	L	17-30	62,977
12/18	ATLANTA FALCONS	LOUISIANA SUPERDOME	W	10-9	60,566
				312-283	960,942



SEASON RESULTS [1989-91]

1989: 9-7 [3RD-NFC WEST]

		Head Coach: Jim Mora			
9/10	DALLAS COWBOYS	LOUISIANA SUPERDOME	W	28-0	66,977
9/17	at Green Bay Packers	Lambeau Field	L	34-35	55,809
9/24	at Tampa Bay Buccaneers	Tampa Stadium	L	10-20	44,053
10/1	WASHINGTON	LOUISIANA SUPERDOME	L	14-16	64,358
10/8	SAN FRANCISCO 49ERS	LOUISIANA SUPERDOME	L	20-24	60,488
10/15	NEW YORK JETS	LOUISIANA SUPERDOME	W	29-14	59,521
10/22	at Los Angeles Rams	Anaheim Stadium	W	40-21	57,567
10/29	ATLANTA FALCONS	LOUISIANA SUPERDOME	W	20-13	65,153
11/6	at San Francisco 49ers - MN	Candlestick Park	L	13-31	60,667
11/12	at New England Patriots	Sullivan Stadium	W	28-24	47,680
11/19	at Atlanta Falcons	Atlanta-Fulton County Stadium	W	26-17	53,173
11/26	LOS ANGELES RAMS - SN	LOUISIANA SUPERDOME	L	17-20	OT 64,274
12/3	at Detroit Lions	Silverdome	L	14-21	38,550
12/10	at Buffalo Bills	Rich Stadium	W	22-19	70,037
12/18	PHILADELPHIA EAGLES - MN	LOUISIANA SUPERDOME	W	30-20	59,218
12/24	INDIANAPOLIS COLTS	LOUISIANA SUPERDOME	W	41-6	49,009
				386-301	916,534

1990: 8-8 [2ND-NFC WEST]

		Head Coach: Jim Mora			
9/10	SAN FRANCISCO 49ERS - MN	LOUISIANA SUPERDOME	L	12-13	68,629
9/16	at Minnesota Vikings	Metrodome	L	3-32	56,272
9/23	PHOENIX CARDINALS	LOUISIANA SUPERDOME	W	28-7	61,110
10/7	at Atlanta Falcons	Atlanta-Fulton County Stadium	L	27-28	57,401
10/14	CLEVELAND BROWNS	LOUISIANA SUPERDOME	W	25-20	68,608
10/21	at Houston Oilers	Astrodome	L	10-23	57,908
10/28	DETROIT LIONS	LOUISIANA SUPERDOME	L	10-27	64,368
11/4	at Cincinnati Bengals	Riverfront Stadium	W	21-7	60,067
11/11	TAMPA BAY BUCCANEERS	LOUISIANA SUPERDOME	W	35-7	67,865
11/18	at Washington	R.F.K. Stadium	L	17-31	52,573
11/25	ATLANTA FALCONS	LOUISIANA SUPERDOME	W	10-7	68,629
12/2	at Dallas Cowboys	Texas Stadium	L	13-17	60,087
12/9	at Los Angeles Rams	Anaheim Stadium	W	24-20	56,864
12/16	PITTSBURGH STEELERS	LOUISIANA SUPERDOME	L	6-9	68,582
12/23	at San Francisco 49ers	Candlestick Park	W	13-10	60,112
12/31	LOS ANGELES RAMS - MN	LOUISIANA SUPERDOME	W	20-17	68,647
		NFC Wild Card Playoff		274-275	997,722
1/6	at Chicago Bears	Soldier Field	L	6-16	60,767

1991: 11-5 [1ST-NFC WEST]

		Head Coach: Jim Mora			
9/1	SEATTLE SEAHAWKS	LOUISIANA SUPERDOME	W	27-24	68,492
9/8	at Kansas City Chiefs	Arrowhead Stadium	W	17-10	74,816
9/15	LOS ANGELES RAMS - SN	LOUISIANA SUPERDOME	W	24-7	68,583
9/22	MINNESOTA VIKINGS	LOUISIANA SUPERDOME	W	26-0	68,591
9/29	at Atlanta Falcons	Atlanta-Fulton County Stadium	W	27-6	56,556
10/13	at Philadelphia Eagles	Veterans Stadium	W	13-6	64,224
10/20	TAMPA BAY BUCCANEERS	LOUISIANA SUPERDOME	W	23-7	68,591
10/27	CHICAGO BEARS	LOUISIANA SUPERDOME	L	17-20	68,591
11/3	at Los Angeles Rams	Anaheim Stadium	W	24-17	58,713
11/10	SAN FRANCISCO 49ERS	LOUISIANA SUPERDOME	W	10-3	68,591
11/17	at San Diego Chargers	Jack Murphy Stadium	L	21-24	48,420
11/24	ATLANTA FALCONS - SN	LOUISIANA SUPERDOME	L	20-23	OT 68,591
12/1	at San Francisco 49ers	Candlestick Park	L	24-38	62,092
12/8	at Dallas Cowboys	Texas Stadium	L	14-23	64,530
12/16	LOS ANGELES RAIDERS - MN	LOUISIANA SUPERDOME	W	27-0	68,625
12/22	at Phoenix Cardinals	Sun Devil Stadium	W	27-3	30,928

SEASON RESULTS [1991-94]

		NFC Wild Card Playoff		341-211	1,008,934
12/28	ATLANTA FALCONS - SAT	LOUISIANA SUPERDOME	L	20-27	68,794

1992: 12-4 [2ND-NFC WEST]

		Head Coach: Jim Mora			
9/6	at Philadelphia Eagles	Veterans Stadium	L	13-15	63,513
9/13	CHICAGO BEARS	LOUISIANA SUPERDOME	W	28-6	68,591
9/20	at Atlanta Falcons	Georgia Dome	W	10-7	67,328
9/27	SAN FRANCISCO 49ERS - SN	LOUISIANA SUPERDOME	L	10-16	68,591
10/4	at Detroit Lions	Silverdome	W	13-7	66,971
10/11	LOS ANGELES RAMS - SN	LOUISIANA SUPERDOME	W	13-10	68,591
10/18	at Phoenix Cardinals	Sun Devil Stadium	W	30-21	27,735
11/1	TAMPA BAY BUCCANEERS	LOUISIANA SUPERDOME	W	23-21	68,591
11/8	at New England Patriots	Foxboro Stadium	W	31-14	45,413
11/15	at San Francisco 49ers	Candlestick Park	L	20-21	64,895
11/23	WASHINGTON - MN	LOUISIANA SUPERDOME	W	20-3	68,591
11/29	MIAMI DOLPHINS	LOUISIANA SUPERDOME	W	24-13	68,591
12/3	ATLANTA FALCONS - TN	LOUISIANA SUPERDOME	W	22-14	68,591
12/13	at Los Angeles Rams	Anaheim Stadium	W	37-14	47,355
12/20	BUFFALO BILLS	LOUISIANA SUPERDOME	L	16-20	68,591
12/26	at New York Jets - SAT	Giants Stadium	W	20-0	45,614
				330-202	977,552
		NFC Wild Card Playoff			
1/3	PHILADELPHIA EAGLES	LOUISIANA SUPERDOME	L	20-36	68,893

1993: 8-8 [2ND-NFC WEST]

		Head Coach: Jim Mora			
9/5	HOUSTON OILERS - SN	LOUISIANA SUPERDOME	W	33-21	69,029
9/12	at Atlanta Falcons	Georgia Dome	W	34-31	64,287
9/19	DETROIT LIONS	LOUISIANA SUPERDOME	W	14-3	69,039
9/26	SAN FRANCISCO 49ERS	LOUISIANA SUPERDOME	W	16-13	69,041
10/3	at Los Angeles Rams	Anaheim Stadium	W	37-6	50,709
10/17	at Pittsburgh Steelers	Three Rivers Stadium	L	14-37	56,056
10/24	ATLANTA FALCONS	LOUISIANA SUPERDOME	L	15-26	69,043
10/31	at Phoenix Cardinals	Sun Devil Stadium	W	20-17	36,778
11/14	GREEN BAY PACKERS	LOUISIANA SUPERDOME	L	17-19	69,043
11/22	at San Francisco 49ers - MN	Candlestick Park	L	7-42	66,500
11/28	at Minnesota Vikings	Metrodome	W	17-14	53,030
12/5	at Cleveland Browns	Municipal Stadium	L	13-17	60,388
12/12	LOS ANGELES RAMS	LOUISIANA SUPERDOME	L	20-23	69,033
12/20	NEW YORK GIANTS - MN	LOUISIANA SUPERDOME	L	14-24	69,036
12/26	at Philadelphia Eagles	Veterans Stadium	L	26-37	50,085
1/2	CINCINNATI BENGALS	LOUISIANA SUPERDOME	W	20-13	58,036
				317-343	979,133

1994: 7-9 [2ND-NFC WEST]

		Head Coach: Jim Mora			
9/4	KANSAS CITY CHIEFS	LOUISIANA SUPERDOME	L	17-30	69,362
9/11	WASHINGTON	LOUISIANA SUPERDOME	L	24-38	68,049
9/18	at Tampa Bay Buccaneers	Tampa Stadium	W	9-7	45,522
9/25	at San Francisco 49ers	Candlestick Park	L	13-24	63,971
10/2	NEW YORK GIANTS	LOUISIANA SUPERDOME	W	27-22	55,076
10/9	at Chicago Bears	Soldier Field	L	7-17	63,822
10/16	SAN DIEGO CHARGERS	LOUISIANA SUPERDOME	L	22-36	50,565
10/23	LOS ANGELES RAMS	LOUISIANA SUPERDOME	W	37-34	47,908
11/6	at Minnesota Vikings	Metrodome	L	20-21	57,564
11/13	ATLANTA FALCONS	LOUISIANA SUPERDOME	W	33-32	60,313
11/20	at Los Angeles Raiders	L.A. Memorial Coliseum	L	19-24	41,722
11/28	SAN FRANCISCO 49ERS - MN	LOUISIANA SUPERDOME	L	14-35	61,304



SEASON RESULTS [1994-97]

12/4	at Los Angeles Rams	Anaheim Stadium	W	31-15	34,960
12/11	at Atlanta Falcons - SN	Georgia Dome	W	29-20	61,307
12/19	DALLAS COWBOYS - MN	LOUISIANA SUPERDOME	L	16-24	67,323
12/24	at Denver Broncos - SAT	Mile High Stadium	W	30-28	64,445
				348-407	903,213

1995: 7-9 [5TH-NFC WEST]

		Head Coach: Jim Mora			
9/3	SAN FRANCISCO 49ERS	LOUISIANA SUPERDOME	L	22-24	66,627
9/10	at St. Louis Rams	Busch Stadium	L	13-17	59,335
9/17	ATLANTA FALCONS	LOUISIANA SUPERDOME	L	24-27	57,442
9/24	at New York Giants	Giants Stadium	L	29-45	72,619
10/1	PHILADELPHIA EAGLES	LOUISIANA SUPERDOME	L	10-15	43,938
10/15	MIAMI DOLPHINS	LOUISIANA SUPERDOME	W	33-30	55,628
10/22	at Carolina Panthers	Clemson Memorial Stadium	L	3-20	55,484
10/29	at San Francisco 49ers	3Com Park	W	11-7	65,272
11/5	ST. LOUIS RAMS	LOUISIANA SUPERDOME	W	19-10	43,120
11/12	INDIANAPOLIS COLTS	LOUISIANA SUPERDOME	W	17-14	44,122
11/19	at Minnesota Vikings	Metrodome	L	24-43	58,108
11/26	CAROLINA PANTHERS - SN	LOUISIANA SUPERDOME	W	34-26	39,580
12/3	at New England Patriots	Foxboro Stadium	W	31-17	59,876
12/10	at Atlanta Falcons	Georgia Dome	L	14-19	54,603
12/16	GREEN BAY PACKERS - SAT	LOUISIANA SUPERDOME	L	23-34	50,132
12/24	at New York Jets	Giants Stadium	W	12-0	28,885
				319-348	854,771

1996: 3-13 [5TH-NFC WEST]

Head Coaches: Jim Mora (8 games, 2-6) & Rick Venturi (8 games, 1-7)

9/1	at San Francisco 49ers	3Com Park	L	11-27	63,970
9/8	CAROLINA PANTHERS	LOUISIANA SUPERDOME	L	20-22	43,288
9/15	at Cincinnati Bengals	Riverfront Stadium	L	15-30	45,412
9/22	ARIZONA CARDINALS	LOUISIANA SUPERDOME	L	14-28	34,316
9/29	at Baltimore Ravens	Memorial Stadium	L	10-17	61,063
10/6	JACKSONVILLE JAGUARS	LOUISIANA SUPERDOME	W	17-13	34,231
10/13	CHICAGO BEARS	LOUISIANA SUPERDOME	W	27-24	43,512
10/20	at Carolina Panthers	Ericsson Stadium	L	7-19	70,888
11/3	SAN FRANCISCO 49ERS - SN	LOUISIANA SUPERDOME	L	17-24	53,297
11/10	HOUSTON OILERS	LOUISIANA SUPERDOME	L	14-31	34,121
11/17	at Atlanta Falcons	Georgia Dome	L	15-17	43,119
11/24	at Tampa Bay Buccaneers	Houlihan's Stadium	L	7-13	40,203
12/1	ST. LOUIS RAMS	LOUISIANA SUPERDOME	L	10-26	26,310
12/8	ATLANTA FALCONS	LOUISIANA SUPERDOME	L	15-31	32,923
12/15	at New York Giants	Giants Stadium	W	17- 3	52,530
12/21	at St. Louis Rams	Trans World Dome	L	13-14	57,681
				229-339	736,864

1997: 6-10 [4TH-NFC WEST]

Head Coach: Mike Ditka

8/31	at St. Louis Rams	Trans World Dome	L	24-38	64,575
9/7	SAN DIEGO CHARGERS	LOUISIANA SUPERDOME	L	6-20	65,760
9/14	at San Francisco 49ers	3Com Park	L	7-33	61,838
9/21	DETROIT LIONS	LOUISIANA SUPERDOME	W	35-17	50,016
9/28	at New York Giants	Giants Stadium	L	9-14	68,891
10/5	at Chicago Bears - SN	Soldier Field	W	20-17	58,865
10/12	ATLANTA FALCONS	LOUISIANA SUPERDOME	L	17-23	65,619
10/19	CAROLINA PANTHERS	LOUISIANA SUPERDOME	L	0-13	50,963
10/26	SAN FRANCISCO 49ERS	LOUISIANA SUPERDOME	L	0-23	60,443
11/9	at Oakland Raiders	Oakland Coliseum	W	13-10	40,091
11/16	SEATTLE SEAHAWKS	LOUISIANA SUPERDOME	W	20-17	50,493
11/23	at Atlanta Falcons	Georgia Dome	L	3-20	48,620

SEASON RESULTS [1997-00]

11/30	at Carolina Panthers	Ericsson Stadium	W	16-13	57,957
12/7	ST. LOUIS RAMS	LOUISIANA SUPERDOME	L	27-34	54,803
12/14	ARIZONA CARDINALS	LOUISIANA SUPERDOME	W	27-10	45,517
12/21	at Kansas City Chiefs	Arrowhead Stadium	L	13-25	66,772
				237-327	911,223

1998: 6-10 [3RD-NFC WEST]

		Head Coach: Mike Ditka			
9/6	at St. Louis Rams	Trans World Dome	W	24-17	56,943
9/13	CAROLINA PANTHERS	LOUISIANA SUPERDOME	W	19-14	51,915
9/27	at Indianapolis Colts	RCA Dome	W	19-13	48,480
10/4	NEW ENGLAND PATRIOTS	LOUISIANA SUPERDOME	L	27-30	56,172
10/11	SAN FRANCISCO 49ERS	LOUISIANA SUPERDOME	L	0-31	62,811
10/18	at Atlanta Falcons	Georgia Dome	L	23-31	60,774
10/25	TAMPA BAY BUCCANEERS	LOUISIANA SUPERDOME	W	9-3	52,695
11/1	at Carolina Panthers	Ericsson Stadium	L	17-31	62,514
11/8	at Minnesota Vikings	Metrodome	L	24-31	63,779
11/15	ST. LOUIS RAMS	LOUISIANA SUPERDOME	W	24-3	46,430
11/22	at San Francisco 49ers - SN	3Com Park	L	20-31	68,429
11/29	at Miami Dolphins	Pro Player Stadium	L	10-30	73,216
12/6	DALLAS COWBOYS	LOUISIANA SUPERDOME	W	22-3	65,065
12/13	ATLANTA FALCONS	LOUISIANA SUPERDOME	L	17-27	61,678
12/20	at Arizona Cardinals	Sun Devil Stadium	L	17-19	51,617
12/27	BUFFALO BILLS	LOUISIANA SUPERDOME	L	33-45	39,707
				305-359	922,225

1999: 3-13 [5TH-NFC WEST]

		Head Coach: Mike Ditka			
9/12	CAROLINA PANTHERS	LOUISIANA SUPERDOME	W	19-10	58,166
9/19	at San Francisco 49ers	3Com Park	L	21-28	67,685
10/3	at Chicago Bears	Soldier Field	L	10-14	66,944
10/10	ATLANTA FALCONS	LOUISIANA SUPERDOME	L	17-20	57,289
10/17	TENNESSEE TITANS	LOUISIANA SUPERDOME	L	21-24	51,875
10/24	at New York Giants	Giants Stadium	L	3-31	77,982
10/31	CLEVELAND BROWNS	LOUISIANA SUPERDOME	L	16-21	48,817
11/7	TAMPA BAY BUCCANEERS	LOUISIANA SUPERDOME	L	16-31	47,129
11/14	SAN FRANCISCO 49ERS	LOUISIANA SUPERDOME	W	24-6	52,198
11/21	at Jacksonville Jaguars - SN	ALLTEL Stadium	L	23-41	69,772
11/28	at St. Louis Rams	Trans World Dome	L	12-43	65,864
12/5	at Atlanta Falcons	Georgia Dome	L	12-35	62,568
12/12	ST. LOUIS RAMS	LOUISIANA SUPERDOME	L	14-30	46,838
12/19	at Baltimore Ravens	PSINet Stadium	L	8-31	67,597
12/24	DALLAS COWBOYS - FR	LOUISIANA SUPERDOME	W	31-24	47,835
1/2	at Carolina Panthers	Ericsson Stadium	L	13-45	56,929
				260-434	945,488

2000: 10-6 [1ST-NFC WEST]

		Head Coach: Jim Haslett			
9/3	DETROIT LIONS	LOUISIANA SUPERDOME	L	10-14	64,900
9/10	at San Diego Chargers	Qualcomm Stadium	W	28-27	51,300
9/17	at Seattle Seahawks	Husky Stadium	L	10-20	59,513
9/24	PHILADELPHIA EAGLES	LOUISIANA SUPERDOME	L	7-21	64,900
10/8	at Chicago Bears	Soldier Field	W	31-10	66,944
10/15	CAROLINA PANTHERS	LOUISIANA SUPERDOME	W	24-6	50,015
10/22	at Atlanta Falcons	Georgia Dome	W	21-19	56,508
10/29	at Arizona Cardinals	Sun Devil Stadium	W	21-10	35,016
11/5	SAN FRANCISCO 49ERS	LOUISIANA SUPERDOME	W	31-15	64,900
11/12	at Carolina Panthers	Ericsson Stadium	W	20-10	72,981
11/19	OAKLAND RAIDERS	LOUISIANA SUPERDOME	L	22-31	64,900
11/26	at St. Louis Rams	Trans World Dome	W	31-24	66,064



SEASON RESULTS [2000-03]

12/3	DENVER BRONCOS	LOUISIANA SUPERDOME	L	23-38	64,900
12/10	at San Francisco 49ers	3Com Park	W	31-27	67,892
12/17	ATLANTA FALCONS	LOUISIANA SUPERDOME	W	23-7	64,900
12/24	ST. LOUIS RAMS	LOUISIANA SUPERDOME	L	21-26	64,900
				354-305	980,533
NFC Wild Card Playoff					
12/30	ST. LOUIS RAMS - SAT	LOUISIANA SUPERDOME	W	31-28	64,900
NFC Divisional Playoff					
1/6	at Minnesota Vikings - SAT	Metrodome	L	16-34	63,881

2001: 7-9 [3RD-NFC WEST]

Head Coach: Jim Haslett					
9/9	at Buffalo Bills	Ralph Wilson Stadium	W	24-6	71,447
9/30	at New York Giants	Giants Stadium	L	13-21	78,451
10/7	MINNESOTA VIKINGS	LOUISIANA SUPERDOME	W	28-15	70,020
10/14	at Carolina Panthers	Ericsson Stadium	W	27-25	72,049
10/21	ATLANTA FALCONS	LOUISIANA SUPERDOME	L	13-20	70,020
10/28	at St. Louis Rams	Dome at America's Center	W	34-31	66,189
11/4	NEW YORK JETS - SN	LOUISIANA SUPERDOME	L	9-16	70,020
11/11	at San Francisco 49ers	3Com Park	L	27-28	68,083
11/18	INDIANAPOLIS COLTS	LOUISIANA SUPERDOME	W	34-20	70,020
11/25	at New England Patriots	Foxboro Stadium	L	17-34	60,292
12/2	CAROLINA PANTHERS	LOUISIANA SUPERDOME	W	27-23	70,020
12/9	at Atlanta Falcons	Georgia Dome	W	28-10	68,826
12/17	ST. LOUIS RAMS - MN	LOUISIANA SUPERDOME	L	21-34	70,332
12/23	at Tampa Bay Buccaneers	Raymond James Stadium	L	21-48	65,526
12/30	WASHINGTON - SN	LOUISIANA SUPERDOME	L	10-40	70,020
1/6	SAN FRANCISCO 49ERS	LOUISIANA SUPERDOME	L	0-38	70,020
				333-409	1,111,335

2002: 9-7 [3RD-NFC SOUTH]

Head Coach: Jim Haslett					
9/8	at Tampa Bay Buccaneers	Raymond James Stadium	W	26-20	OT 65,554
9/15	GREEN BAY PACKERS	LOUISIANA SUPERDOME	W	35-20	67,958
9/22	at Chicago Bears	Memorial Stadium	W	29-23	63,216
9/29	at Detroit Lions	Ford Field	L	21-26	60,023
10/6	PITTSBURGH STEELERS	LOUISIANA SUPERDOME	W	32-29	67,734
10/13	at Washington	FedExField	W	43-27	80,768
10/20	SAN FRANCISCO 49ERS	LOUISIANA SUPERDOME	W	35-27	67,903
10/27	ATLANTA FALCONS	LOUISIANA SUPERDOME	L	35-37	67,883
11/10	at Carolina Panthers	Ericsson Stadium	W	34-24	72,566
11/17	at Atlanta Falcons	Georgia Dome	L	17-24	70,382
11/24	CLEVELAND BROWNS	LOUISIANA SUPERDOME	L	15-24	68,295
12/1	TAMPA BAY BUCCANEERS - SN	LOUISIANA SUPERDOME	W	23-20	68,226
12/8	at Baltimore Ravens	Ravens Stadium	W	37-25	69,334
12/15	MINNESOTA VIKINGS	LOUISIANA SUPERDOME	L	31-32	67,851
12/22	at Cincinnati Bengals	Paul Brown Stadium	L	13-20	43,544
12/29	CAROLINA PANTHERS	LOUISIANA SUPERDOME	L	6-10	66,946
				432-388	1,068,183

2003: 8-8 [2ND-NFC SOUTH]

Head Coach: Jim Haslett					
9/7	at Seattle Seahawks	Seahawks Stadium	L	10-27	52,250
9/14	HOUSTON TEXANS	LOUISIANA SUPERDOME	W	31-10	68,390
9/21	at Tennessee Titans	The Coliseum	L	12-27	68,809
9/28	INDIANAPOLIS COLTS - SN	LOUISIANA SUPERDOME	L	21-55	70,020
10/5	at Carolina Panthers	Ericsson Stadium	L	13-19	72,496
10/12	CHICAGO BEARS	LOUISIANA SUPERDOME	W	20-13	68,390
10/19	at Atlanta Falcons	Georgia Dome	W	45-17	70,837

SEASON RESULTS (2003-06)

10/26	CAROLINA PANTHERS	LOUISIANA SUPERDOME	L	20-23 OT	68,370
11/2	at Tampa Bay Buccaneers	Raymond James Stadium	W	17-14	65,524
11/16	ATLANTA FALCONS	LOUISIANA SUPERDOME	W	23-20 OT	68,432
11/23	at Philadelphia Eagles	Lincoln Financial Field	L	20-33	67,802
11/30	at Washington	FedExField	W	24-20	76,821
12/7	TAMPA BAY BUCCANEERS	LOUISIANA SUPERDOME	L	7-14	68,442
12/14	NEW YORK GIANTS - SN	LOUISIANA SUPERDOME	W	45-7	68,399
12/21	at Jacksonville Jaguars	ALLTEL Stadium	L	19-20	49,207
12/28	DALLAS COWBOYS	LOUISIANA SUPERDOME	W	13-7	68,451
				340-326	1,072,640

2004: 8-8 [2ND-NFC SOUTH]

		Head Coach: Jim Haslett			
9/12	SEATTLE SEAHAWKS	LOUISIANA SUPERDOME	L	7-21	64,900
9/19	SAN FRANCISCO 49ERS	LOUISIANA SUPERDOME	W	30-27	64,900
9/26	at St. Louis Rams	Edward Jones Dome	W	28-25 OT	65,856
10/3	at Arizona Cardinals	Sun Devil Stadium	L	10-34	28,109
10/10	TAMPA BAY BUCCANEERS	LOUISIANA SUPERDOME	L	17-20	64,900
10/17	MINNESOTA VIKINGS - SN	LOUISIANA SUPERDOME	L	31-38	64,900
10/24	at Oakland Raiders	Network Associates Coliseum	W	31-26	45,337
11/7	at San Diego Chargers	Qualcomm Stadium	L	17-43	59,662
11/14	KANSAS CITY CHIEFS	LOUISIANA SUPERDOME	W	27-20	64,900
11/21	DENVER BRONCOS	LOUISIANA SUPERDOME	L	13-34	64,900
11/28	at Atlanta Falcons	Georgia Dome	L	21-24	70,521
12/5	CAROLINA PANTHERS	LOUISIANA SUPERDOME	L	21-32	58,878
12/12	at Dallas Cowboys	Texas Stadium	W	27-13	64,056
12/19	at Tampa Bay Buccaneers	Raymond James Stadium	W	21-17	65,075
12/26	ATLANTA FALCONS	LOUISIANA SUPERDOME	W	26-13	64,900
1/2	at Carolina Panthers	Bank of America Stadium	W	21-18	73,302
				348-405	985,096

2005: 3-13 [4TH-NFC SOUTH]

		Head Coach: Jim Haslett			
9/11	at Carolina Panthers	Bank of America Stadium	W	23-20	72,920
9/19	NEW YORK GIANTS - MN	GIANTS STADIUM	L	10-27	68,031
9/25	at Minnesota Vikings	Metrodome	L	16-33	63,952
10/2	BUFFALO BILLS	ALAMODOME	W	19-7	58,688
10/9	at Green Bay Packers	Lambeau Field	L	3-52	70,580
10/16	ATLANTA FALCONS	ALAMODOME	L	31-34	65,562
10/23	at St. Louis Rams	Edward Jones Dome	L	17-28	64,586
10/30	MIAMI DOLPHINS	TIGER STADIUM	L	6-21	61,643
11/06	CHICAGO BEARS	TIGER STADIUM	L	17-20	32,637
11/20	at New England Patriots	Gillette Stadium	L	17-24	68,756
11/27	at New York Jets - SN	Giants Stadium	W	21-19	77,152
12/4	TAMPA BAY BUCCANEERS	TIGER STADIUM	L	3-10	34,411
12/12	at Atlanta Falcons - MN	Georgia Dome	L	17-36	70,083
12/18	CAROLINA PANTHERS	TIGER STADIUM	L	10-27	32,551
12/24	DETROIT LIONS	ALAMODOME	L	12-13	63,747
1/1	at Tampa Bay Buccaneers	Raymond James Stadium	L	13-27	65,379
				235-398	970,678

2006: 10-6 [1ST-NFC SOUTH]

		Head Coach: Sean Payton			
9/10	at Cleveland Browns	Cleveland Browns Stadium	W	19-14	72,915
9/17	at Green Bay Packers	Lambeau Field	W	34-27	70,602
9/25	ATLANTA FALCONS - MN	LOUISIANA SUPERDOME	W	23-3	70,003
10/1	at Carolina Panthers	Bank of America Stadium	L	18-21	73,392
10/8	TAMPA BAY BUCCANEERS	LOUISIANA SUPERDOME	W	24-21	68,183
10/15	PHILADELPHIA EAGLES	LOUISIANA SUPERDOME	W	27-24	68,269
10/29	BALTIMORE RAVENS	LOUISIANA SUPERDOME	L	22-35	69,152



SEASON RESULTS [2006-09]

11/5	Tampa Bay Buccaneers	Raymond James Stadium	W	31-14	65,561
11/12	Pittsburgh Steelers	Heinz Field	L	31-38	68,001
11/19	CINCINNATI BENGALS	LOUISIANA SUPERDOME	L	16-31	68,001
11/26	Atlanta Falcons	Georgia Dome	W	31-13	70,933
12/3	SAN FRANCISCO 49ERS	LOUISIANA SUPERDOME	W	34-10	68,241
12/10	at Dallas Cowboys - SN	Texas Stadium	W	42-17	63,722
12/17	WASHINGTON	LOUISIANA SUPERDOME	L	10-16	69,052
12/24	at New York Giants	Giants Stadium	W	30-7	78,539
12/31	CAROLINA PANTHERS	LOUISIANA SUPERDOME	L	21-31	69,569
				413-322	1,108,045
		NFC Divisional Playoff			
1/13	PHILADELPHIA EAGLES - SAT	LOUISIANA SUPERDOME	W	27-24	70,001
		NFC Championship Game			
1/21	at Chicago Bears	Soldier Field	L	14-39	61,817

2007: 7-9 [3RD-NFC SOUTH]

		Head Coach: Sean Payton			
9/6	at Indianapolis Colts - TN	RCA Dome	L	10-41	57,361
9/16	at Tampa Bay Buccaneers	Raymond James Stadium	L	14-31	65,178
9/24	TENNESSEE TITANS - MN	LOUISIANA SUPERDOME	L	14-31	70,002
10/7	CAROLINA PANTHERS	LOUISIANA SUPERDOME	L	13-16	70,001
10/14	at Seattle Seahawks - SN	Qwest Field	W	28-17	68,296
10/21	ATLANTA FALCONS	LOUISIANA SUPERDOME	W	22-16	69,994
10/28	at San Francisco 49ers	Monster Park	W	31-10	68,244
11/4	JACKSONVILLE JAGUARS	LOUISIANA SUPERDOME	W	41-24	70,009
11/11	ST. LOUIS RAMS	LOUISIANA SUPERDOME	L	29-37	70,003
11/18	at Houston Texans	Reliant Stadium	L	10-23	70,780
11/25	at Carolina Panthers	Bank of America Stadium	W	31-6	72,032
12/2	TAMPA BAY BUCCANEERS	LOUISIANA SUPERDOME	L	23-27	70,009
12/10	at Atlanta Falcons - MN	Georgia Dome	W	34-14	69,553
12/16	ARIZONA CARDINALS	LOUISIANA SUPERDOME	W	31-24	70,007
12/23	PHILADELPHIA EAGLES	LOUISIANA SUPERDOME	L	23-38	70,011
12/30	at Chicago Bears	Soldier Field	L	25-33	62,064
				379-388	1,093,544

2008: 8-8 [4TH-NFC SOUTH]

		Head Coach: Sean Payton			
9/7	TAMPA BAY BUCCANEERS	LOUISIANA SUPERDOME	W	24-20	69,881
9/14	at Washington	FedExField	L	24-29	88,246
9/21	at Denver Broncos	INVESCO Field at Mile High	L	32-34	75,713
9/28	SAN FRANCISCO 49ERS	LOUISIANA SUPERDOME	W	31-17	70,008
10/6	MINNESOTA VIKINGS - MN	LOUISIANA SUPERDOME	L	27-30	70,015
10/12	OAKLAND RAIDERS	LOUISIANA SUPERDOME	W	34-3	70,068
10/19	at Carolina Panthers	Bank of America Stadium	L	7-30	73,687
10/26	SAN DIEGO CHARGERS	WEMBLEY STADIUM	W	37-32	83,226
11/9	at Atlanta Falcons	Georgia Dome	L	20-34	64,826
11/16	at Kansas City Chiefs	Arrowhead Stadium	W	30-20	74,159
11/24	GREEN BAY PACKERS - MN	LOUISIANA SUPERDOME	W	51-29	70,668
11/30	at Tampa Bay Buccaneers	Raymond James Stadium	L	20-23	64,430
12/7	ATLANTA FALCONS	LOUISIANA SUPERDOME	W	29-25	70,011
12/11	at Chicago Bears - TN	Soldier Field	L	24-27	61,692
12/21	at Detroit Lions	Ford Field	W	42-7	49,309
12/28	CAROLINA PANTHERS	LOUISIANA SUPERDOME	L	31-33	69,999
				463-393	1,125,938

2009: 13-3 [1ST-NFC SOUTH]

		Head Coach: Sean Payton			
9/13	DETROIT LIONS	LOUISIANA SUPERDOME	W	45-27	69,719
9/20	at Philadelphia Eagles	Lincoln Financial Field	W	48-22	69,144

SEASON RESULTS (2009-11)

9/27	at Buffalo Bills	Ralph Wilson Stadium	W	27-7	70,261
10/4	NEW YORK JETS	LOUISIANA SUPERDOME	W	24-10	70,009
10/18	NEW YORK GIANTS	LOUISIANA SUPERDOME	W	48-27	70,011
10/25	at Miami Dolphins	LandShark Stadium	W	46-34	66,689
11/2	ATLANTA FALCONS - MN	LOUISIANA SUPERDOME	W	35-27	70,088
11/8	CAROLINA PANTHERS	LOUISIANA SUPERDOME	W	30-20	70,011
11/15	at St. Louis Rams	Edward Jones Dome	W	28-23	59,858
11/22	at Tampa Bay Buccaneers	Raymond James Stadium	W	38-7	62,720
11/30	NEW ENGLAND PATRIOTS - MN	LOUISIANA SUPERDOME	W	38-17	70,768
12/6	at Washington	FedExField	W	33-30	OT 84,520
12/13	at Atlanta Falcons	Georgia Dome	W	26-23	68,930
12/19	DALLAS COWBOYS - SAT	LOUISIANA SUPERDOME	L	17-24	70,213
12/27	TAMPA BAY BUCCANEERS	LOUISIANA SUPERDOME	L	17-20	OT 70,021
1/3	at Carolina Panthers	Bank of America Stadium	L	10-23	73,047
				510-341	1,116,009
NFC Divisional Playoff					
1/16	ARIZONA CARDINALS - SAT	LOUISIANA SUPERDOME	W	45-14	70,149
NFC Championship Game					
1/24	MINNESOTA VIKINGS	LOUISIANA SUPERDOME	W	31-28	OT 71,276
Super Bowl XLIV - Miami Gardens, Fla.					
2/7	vs. Indianapolis Colts	Sun Life Stadium	W	31-17	74,059

2010: 11-5 (2ND-NFC SOUTH)

Head Coach: Sean Payton					
9/9	MINNESOTA VIKINGS - TN	LOUISIANA SUPERDOME	W	14-9	70,051
9/20	at San Francisco 49ers - MN	Candlestick Park	W	25-22	69,732
9/26	ATLANTA FALCONS	LOUISIANA SUPERDOME	L	24-27	OT 70,051
10/3	CAROLINA PANTHERS	LOUISIANA SUPERDOME	W	16-14	70,016
10/10	at Arizona Cardinals	University of Phoenix Stadium	L	20-30	62,621
10/17	at Tampa Bay Buccaneers	Raymond James Stadium	W	31-6	51,759
10/24	CLEVELAND BROWNS	LOUISIANA SUPERDOME	L	17-30	70,077
10/31	PITTSBURGH STEELERS - SN	LOUISIANA SUPERDOME	W	20-10	70,011
11/7	at Carolina Panthers	Bank of America Stadium	W	34-3	73,191
11/21	SEATTLE SEAHAWKS	LOUISIANA SUPERDOME	W	34-19	70,015
11/25	at Dallas Cowboys - THUR	Cowboys Stadium	W	30-27	93,985
12/5	at Cincinnati Bengals	Paul Brown Stadium	W	34-30	59,963
12/12	ST. LOUIS RAMS	LOUISIANA SUPERDOME	W	31-13	70,015
12/19	at Baltimore Ravens	M&T Bank Stadium	L	24-30	59,963
12/27	at Atlanta Falcons - MN	Georgia Dome	W	17-14	70,144
1/2	TAMPA BAY BUCCANEERS	LOUISIANA SUPERDOME	L	13-23	70,068
				384-307	1,113,131
NFC Wild Card Playoff					
1/8	at Seattle Seahawks - SAT	Qwest Field	L	36-41	66,336

2011: 13-3 (1ST-NFC SOUTH)

Head Coach: Sean Payton					
9/8	at Green Bay Packers - TN	Lambeau Field	L	34-42	70,555
9/18	CHICAGO BEARS	LOUISIANA SUPERDOME	W	30-13	73,109
9/25	HOUSTON TEXANS	LOUISIANA SUPERDOME	W	40-33	73,002
10/2	at Jacksonville Jaguars	EverBank Field	W	23-10	62,471
10/9	at Carolina Panthers	Bank of America Stadium	W	30-27	72,769
10/16	at Tampa Bay Buccaneers	Raymond James Stadium	L	20-26	56,590
10/23	INDIANAPOLIS COLTS - SN	MERCEDES-BENZ SUPERDOME	W	62-7	73,012
10/30	at St. Louis Rams	Edward Jones Dome	L	21-31	57,179
11/6	TAMPA BAY BUCCANEERS	MERCEDES-BENZ SUPERDOME	W	27-16	73,043
11/13	at Atlanta Falcons	Georgia Dome	W	26-23	OT 70,359
11/28	NEW YORK GIANTS - MN	MERCEDES-BENZ SUPERDOME	W	49-24	73,068
12/4	DETROIT LIONS - SN	MERCEDES-BENZ SUPERDOME	W	31-17	73,042
12/11	at Tennessee Titans	LP Field	W	22-17	69,143
12/18	at Minnesota Vikings	Mall of America Field	W	42-20	62,623

SEASON RESULTS (2011-14)

12/26	ATLANTA FALCONS - MN	MERCEDES-BENZ SUPERDOME	W	45-16	73,085
1/1	CAROLINA PANTHERS	MERCEDES-BENZ SUPERDOME	W	45-17	73,065
				547-339	1,106,095
		NFC Wild Card Playoff			
1/7	DETROIT LIONS - SAT	MERCEDES-BENZ SUPERDOME	W	45-28	73,038
		NFC Divisional Playoff			
1/14	at San Francisco 49ers - SAT	Candlestick Park	L	32-36	69,732

2012: 7-9 [3RD-NFC SOUTH]

Head Coaches: Aaron Kromer (6 games, 2-4) & Joe Vitt (10 games, 5-5)

9/9	WASHINGTON	MERCEDES-BENZ SUPERDOME	L	32-40	72,180
9/16	at Carolina Panthers	Bank of America Stadium	L	27-35	72,879
9/23	KANSAS CITY CHIEFS	MERCEDES-BENZ SUPERDOME	L	24-27 OT	72,226
9/30	at Green Bay Packers	Lambeau Field	L	27-28	70,571
10/7	SAN DIEGO CHARGERS - SN	MERCEDES-BENZ SUPERDOME	W	31-24	73,109
10/21	at Tampa Bay Buccaneers	Raymond James Stadium	W	35-28	58,906
10/28	at Denver Broncos - SN	Sports Authority Fld. at Mile High	L	14-34	76,832
11/5	PHILADELPHIA EAGLES - MN	MERCEDES-BENZ SUPERDOME	W	28-13	73,099
11/11	ATLANTA FALCONS	MERCEDES-BENZ SUPERDOME	W	31-27	73,120
11/18	at Oakland Raiders	O.co Coliseum	W	38-17	56,886
11/25	SAN FRANCISCO 49ERS	MERCEDES-BENZ SUPERDOME	L	21-31	73,147
11/29	at Atlanta Falcons - TN	Georgia Dome	L	13-23	70,514
12/9	at New York Giants	MetLife Stadium	L	27-52	81,437
12/16	TAMPA BAY BUCCANEERS	MERCEDES-BENZ SUPERDOME	W	41-0	73,096
12/23	at Dallas Cowboys	Cowboys Stadium	W	34-31 OT	92,570
12/30	CAROLINA PANTHERS	MERCEDES-BENZ SUPERDOME	L	38-44	73,124
				461-454	1,163,696

2013: 11-5 [2ND-NFC SOUTH]

Head Coach: Sean Payton

9/8	ATLANTA FALCONS	MERCEDES-BENZ SUPERDOME	W	23-17	72,348
9/15	at Tampa Bay Buccaneers	Raymond James Stadium	W	16-14	60,870
9/22	ARIZONA CARDINALS	MERCEDES-BENZ SUPERDOME	W	31-7	73,057
9/30	MIAMI DOLPHINS - MN	MERCEDES-BENZ SUPERDOME	W	38-17	73,118
10/6	at Chicago Bears	Soldier Field	W	26-18	62,361
10/13	at New England Patriots	Gillette Stadium	L	27-30	68,756
10/27	BUFFALO BILLS	MERCEDES-BENZ SUPERDOME	W	49-17	73,018
11/3	at New York Jets	MetLife Stadium	L	20-26	76,957
11/10	DALLAS COWBOYS - SN	MERCEDES-BENZ SUPERDOME	W	49-24	73,068
11/17	SAN FRANCISCO 49ERS	MERCEDES-BENZ SUPERDOME	W	23-20	73,025
11/21	at Atlanta Falcons - TN	Georgia Dome	W	17-13	70,422
12/2	at Seattle Seahawks - MN	CenturyLink Field	L	7-34	68,387
12/8	CAROLINA PANTHERS - SN	MERCEDES-BENZ SUPERDOME	W	31-13	73,089
12/15	at St. Louis Rams	Edward Jones Dome	L	16-27	58,442
12/22	at Carolina Panthers	Bank of America Stadium	L	13-17	73,825
12/29	TAMPA BAY BUCCANEERS	MERCEDES-BENZ SUPERDOME	W	42-17	73,150
				414-304	1,123,230
		NFC Wild Card Playoff			
1/7	at Philadelphia Eagles - SAT	Lincoln Financial Field	W	26-24	69,144
		NFC Divisional Playoff			
1/14	at Seattle Seahawks - SAT	CenturyLink Field	L	15-23	68,388

2014: 7-9 [2ND-NFC SOUTH]

Head Coach: Sean Payton

9/7	at Atlanta Falcons	Georgia Dome	L	34-37 OT	70,706
9/14	at Cleveland Browns	FirstEnergy Stadium	L	24-26	67,407
9/21	MINNESOTA VIKINGS	MERCEDES-BENZ SUPERDOME	W	20-9	73,005

SEASON RESULTS (2014-17)

9/28	at Dallas Cowboys - SN	AT&T Stadium	L	17-38		91,176
10/5	TAMPA BAY BUCCANEERS	MERCEDES-BENZ SUPERDOME	W	37-31	OT	73,004
10/19	at Detroit Lions	Ford Field	L	23-24		63,271
10/26	GREEN BAY PACKERS - SN	MERCEDES-BENZ SUPERDOME	W	44-23		73,146
10/30	at Carolina Panthers - TN	Bank of America Stadium	W	28-10		73,663
11/9	SAN FRANCISCO 49ERS	MERCEDES-BENZ SUPERDOME	L	24-27	OT	73,129
11/16	CINCINNATI BENGALS	MERCEDES-BENZ SUPERDOME	L	10-27		73,073
11/24	BALTIMORE RAVENS - MN	MERCEDES-BENZ SUPERDOME	L	27-34		73,373
11/30	at Pittsburgh Steelers	Heinz Field	W	35-32		61,916
12/7	CAROLINA PANTHERS	MERCEDES-BENZ SUPERDOME	L	10-41		73,006
12/15	at Chicago Bears - MN	Soldier Field	W	31-15		60,996
12/21	ATLANTA FALCONS	MERCEDES-BENZ SUPERDOME	L	14-30		73,164
12/28	at Tampa Bay Buccaneers	Raymond James Stadium	W	23-20		59,952
				401-424		1,133,987

2015: 7-9 [3RD-NFC SOUTH]

		Head Coach: Sean Payton				
9/13	at Arizona Cardinals	University of Phoenix Stadium	L	19-31		62,903
9/20	TAMPA BAY BUCCANEERS	MERCEDES-BENZ SUPERDOME	L	19-26		73,006
9/27	at Carolina Panthers	Bank of America Stadium	L	22-27		73,402
10/4	DALLAS COWBOYS - SN	MERCEDES-BENZ SUPERDOME	W	26-20	OT	73,009
10/11	at Philadelphia Eagles	Lincoln Financial Field	L	17-39		69,296
10/15	ATLANTA FALCONS - TN	MERCEDES-BENZ SUPERDOME	W	31-21		73,018
10/25	at Indianapolis Colts	Lucas Oil Stadium	W	27-21		66,420
11/1	NEW YORK GIANTS	MERCEDES-BENZ SUPERDOME	W	52-49		73,019
11/8	TENNESSEE TITANS	MERCEDES-BENZ SUPERDOME	L	28-34	OT	73,075
11/15	at Washington	FedExField	L	14-47		75,086
11/29	at Houston Texans	NRG Stadium	L	6-24		71,778
12/6	CAROLINA PANTHERS	MERCEDES-BENZ SUPERDOME	L	38-41		73,097
12/13	at Tampa Bay Buccaneers	Raymond James Stadium	W	24-17		62,138
12/21	DETROIT LIONS - MN	MERCEDES-BENZ SUPERDOME	L	27-35		73,017
12/27	JACKSONVILLE JAGUARS	MERCEDES-BENZ SUPERDOME	W	38-27		73,064
1/3	at Atlanta Falcons	Georgia Dome	W	20-17		69,699
				408-476		1,135,027

2016: 7-9 [3RD-NFC SOUTH]

		Head Coach: Sean Payton				
9/11	OAKLAND RAIDERS	MERCEDES-BENZ SUPERDOME	L	34-35		73,028
9/18	at New York Giants	MetLife Stadium	L	13-16		77,727
9/26	ATLANTA FALCONS - MN	MERCEDES-BENZ SUPERDOME	L	32-45		73,003
10/2	at San Diego Chargers	Qualcomm Stadium	W	35-34		60,641
10/16	CAROLINA PANTHERS	MERCEDES-BENZ SUPERDOME	W	41-38		73,138
10/23	at Kansas City Chiefs	Arrowhead Stadium	L	21-27		76,282
10/30	SEATTLE SEAHAWKS	MERCEDES-BENZ SUPERDOME	W	25-20		73,188
11/6	at San Francisco 49ers	Levi's Stadium	W	41-23		70,178
11/13	DENVER BRONCOS	MERCEDES-BENZ SUPERDOME	L	23-25		73,138
11/17	at Carolina Panthers - TN	Bank of America Stadium	L	20-23		73,288
11/27	LOS ANGELES RAMS	MERCEDES-BENZ SUPERDOME	W	49-21		73,067
12/4	DETROIT LIONS	MERCEDES-BENZ SUPERDOME	L	13-28		73,137
12/11	at Tampa Bay Buccaneers	Raymond James Stadium	L	11-16		62,140
12/18	at Arizona Cardinals	University of Phoenix Stadium	W	48-41		65,072
12/24	TAMPA BAY BUCCANEERS	MERCEDES-BENZ SUPERDOME	W	31-24		73,177
1/1	at Atlanta Falcons	Georgia Dome	L	32-38		70,835
				469-454		1,141,039

2017: 11-5 [1ST-NFC SOUTH]

		Head Coach: Sean Payton				
9/11	at Minnesota Vikings - MN	U.S. Bank Stadium	L	19-29		66,606
9/17	NEW ENGLAND PATRIOTS	MERCEDES-BENZ SUPERDOME	L	20-36		73,168
9/24	at Carolina Panthers	Bank of America Stadium	W	34-13		73,775



SEASON RESULTS (2017-19)

10/1	at Miami Dolphins	Wembley Stadium	W	20-0	84,423
10/15	DETROIT LIONS	MERCEDES-BENZ SUPERDOME	W	52-38	73,117
10/22	at Green Bay Packers	Lambeau Field	W	26-17	78,380
10/29	CHICAGO BEARS	MERCEDES-BENZ SUPERDOME	W	20-12	73,192
11/5	TAMPA BAY BUCCANEERS	MERCEDES-BENZ SUPERDOME	W	30-10	73,121
11/12	at Buffalo Bills	New Era Field	W	47-10	67,501
11/19	WASHINGTON	MERCEDES-BENZ SUPERDOME	W	34-31 OT	73,138
11/26	at Los Angeles Rams	L. A. Memorial Coliseum	L	20-26	62,006
12/3	CAROLINA PANTHERS	MERCEDES-BENZ SUPERDOME	W	31-21	73,171
12/7	at Atlanta Falcons - TN	Mercedes-Benz Stadium	L	17-20	72,866
12/17	NEW YORK JETS	MERCEDES-BENZ SUPERDOME	W	31-19	73,018
12/24	ATLANTA FALCONS	MERCEDES-BENZ SUPERDOME	W	23-13	73,188
12/31	at Tampa Bay Buccaneers	Raymond James Stadium	L	24-31	55,376
				448-326	1,146,046
		NFC Wild Card Playoff			
1/7	CAROLINA PANTHERS	MERCEDES-BENZ SUPERDOME	W	31-26	73,186
		NFC Divisional Playoff			
1/14	at Minnesota Vikings	U.S. Bank Stadium	L	24-29	66,612

2018: 13-3 (1ST-NFC SOUTH)

		Head Coach: Sean Payton			
9/9	TAMPA BAY BUCCANEERS	MERCEDES-BENZ SUPERDOME	L	40-48	73,038
9/16	CLEVELAND BROWNS	MERCEDES-BENZ SUPERDOME	W	21-18	73,086
9/23	at Atlanta Falcons	Mercedes-Benz Stadium	W	43-37 OT	74,457
9/30	at New York Giants	MetLife Stadium	W	33-18	78,213
10/8	WASHINGTON - MN	MERCEDES-BENZ SUPERDOME	W	43-19	73,028
10/21	at Baltimore Ravens	M&T Bank Stadium	W	24-23	70,639
10/28	at Minnesota Vikings - SN	U.S. Bank Stadium	W	30-20	66,801
11/4	LOS ANGELES RAMS	MERCEDES-BENZ SUPERDOME	W	45-35	73,086
11/11	at Cincinnati Bengals	Paul Brown Stadium	W	51-14	52,492
11/18	PHILADELPHIA EAGLES	MERCEDES-BENZ SUPERDOME	W	48-7	73,042
11/22	ATLANTA FALCONS - TN	MERCEDES-BENZ SUPERDOME	W	31-17	73,017
11/29	at Dallas Cowboys - TN	AT&T Stadium	L	10-13	93,004
12/9	at Tampa Bay Buccaneers	Raymond James Stadium	W	28-14	53,495
12/17	at Carolina Panthers - MN	Bank of America Stadium	W	12-9	74,188
12/23	PITTSBURGH STEELERS	MERCEDES-BENZ SUPERDOME	W	31-28	73,086
12/30	CAROLINA PANTHERS	MERCEDES-BENZ SUPERDOME	L	14-33	73,028
				504-353	1,147,430
		NFC Divisional Playoff			
1/13	PHILADELPHIA EAGLES	MERCEDES-BENZ SUPERDOME	W	20-14	73,027
		NFC Championship Game			
1/20	LOS ANGELES RAMS	MERCEDES-BENZ SUPERDOME	L	23-26 OT	73,028

2019: 13-3 (1ST-NFC SOUTH)

		Head Coach: Sean Payton			
9/9	HOUSTON TEXANS - MN	MERCEDES-BENZ SUPERDOME	W	30-28	73,039
9/15	at Los Angeles Rams	L.A. Memorial Coliseum	L	9-27	71,460
9/22	at Seattle Seahawks	CenturyLink Field	W	33-27	69,005
9/29	DALLAS COWBOYS - SN	MERCEDES-BENZ SUPERDOME	W	12-10	73,086
10/6	TAMPA BAY BUCCANEERS	MERCEDES-BENZ SUPERDOME	W	31-24	73,029
10/13	at Jacksonville Jaguars	TIAA Bank Field	W	13-6	64,341
10/20	at Chicago Bears	Soldier Field	W	36-25	62,306
10/27	ARIZONA CARDINALS	MERCEDES-BENZ SUPERDOME	W	31-9	73,064
11/10	ATLANTA FALCONS	MERCEDES-BENZ SUPERDOME	L	9-26	73,283
11/17	at Tampa Bay Buccaneers	Raymond James Stadium	W	34-17	54,333
11/24	CAROLINA PANTHERS	MERCEDES-BENZ SUPERDOME	W	34-31	73,068
11/28	at Atlanta Falcons - TN	Mercedes-Benz Stadium	W	26-18	71,993
12/8	SAN FRANCISCO 49ERS	MERCEDES-BENZ SUPERDOME	L	46-48	73,038
12/16	INDIANAPOLIS COLTS - MN	MERCEDES-BENZ SUPERDOME	W	34-7	73,053
12/22	at Tennessee Titans	Nissan Stadium	W	38-28	66,756
12/29	at Carolina Panthers	Bank of America Stadium	W	42-10	72,203

SEASON RESULTS (2019-21)



		NFC Wild Card Playoff		458-341	1,044,004
1/5	MINNESOTA VIKINGS	MERCEDES-BENZ SUPERDOME	L	20-26 OT	73,038

2020: 12-4 (1ST-NFC SOUTH)

		Head Coach: Sean Payton			
9/13	TAMPA BAY BUCCANEERS	MERCEDES-BENZ SUPERDOME	W	34-23	
9/21	at Las Vegas Raiders - MN	Alegiant Stadium	L	24-34	
9/27	GREEN BAY PACKERS - SN	MERCEDES-BENZ SUPERDOME	L	30-37	748
10/4	at Detroit Lions	Ford Field	W	35-29	
10/12	LOS ANGELES CHARGERS-MN	MERCEDES-BENZ SUPERDOME	W	30-27 OT	749
10/25	CAROLINA PANTHERS	MERCEDES-BENZ SUPERDOME	W	27-24	3,000
11/1	at Chicago Bears	Soldier Field	W	26-23 OT	
11/8	at Tampa Bay Buccaneers-SN	Raymond James Stadium	W	38-3	15,740
11/15	SAN FRANCISCO 49ERS	MERCEDES-BENZ SUPERDOME	W	27-13	5,979
11/22	ATLANTA FALCONS	MERCEDES-BENZ SUPERDOME	W	24-9	6,000
11/29	at Denver Broncos	Empower Field at Mile High	W	31-3	
12/6	at Atlanta Falcons	Mercedes-Benz Stadium	W	21-16	8,713
12/13	at Philadelphia Eagles	Lincoln Financial Field	L	21-24	
12/20	KANSAS CITY CHIEFS	MERCEDES-BENZ SUPERDOME	L	29-32	3,000
12/25	MINNESOTA VIKING-FR	MERCEDES-BENZ SUPERDOME	W	52-33	3,000
1/3	at Carolina Panthers	Bank of America Stadium	W	33-7	1,500
				482-337	48,429
		NFC Wild Card Playoff			
1/10	CHICAGO BEARS	MERCEDES-BENZ SUPERDOME	W	21-9	3,000
		NFC Divisional Playoff			
1/17	TAMPA BAY BUCCANEERS	MERCEDES-BENZ SUPERDOME	L	20-30	3,750

2021: 9-8 (2ND-NFC SOUTH)

		Head Coach: Sean Payton			
9/12	GREEN BAY PACKERS	TIAA BANK FIELD	W	38-3	35,242
9/19	at Carolina Panthers	Bank of America Stadium	L	7-26	70,675
9/26	at New England Patriots	Gillette Stadium	W	28-13	65,878
10/3	NEW YORK GIANTS	CAESARS SUPERDOME	L	21-27 OT	69,170
10/10	at Washington Football Team	FedEx Field	W	33-22	50,137
10/25	at Seattle Seahawks-MN	Lumen Field	W	13-10	68,563
10/31	TAMPA BAY BUCCANEERS	CAESARS SUPERDOME	W	36-27	69,170
11/7	ATLANTA FALCONS	CAESARS SUPERDOME	L	25-27	69,170
11/14	at Tennessee Titans	Nissan Stadium	L	21-23	69,414
11/21	at Philadelphia Eagles	Lincoln Financial Field	L	29-40	69,796
11/25	BUFFALO BILLS-TN	CAESARS SUPERDOME	L	6-31	69,170
12/2	DALLAS COWBOYS-TN	CAESARS SUPERDOME	L	17-27	69,170
12/12	at New York Jets	MetLife Stadium	W	30-9	69,129
12/19	at Tampa Bay Buccaneers-SN	Raymond James Stadium	W	9-0	65,744
12/27	MIAMI DOLPHINS - MN	CAESARS SUPERDOME	L	3-20	69,170
1/2	CAROLINA PANTHERS	CAESARS SUPERDOME	W	18-10	69,170
1/9	at Atlanta Falcons	Mercedes-Benz Stadium	W	30-20	68,336
				364-335	1,223,021



YEAR-BY-YEAR RESULTS

REGULAR SEASON

Year	Overall	Pct.	Division	Coach	Home	Pct.	Road	Pct.
1967	3-11	.214	4th-Capitol	Tom Fears	2-5	.286	1-6	.167
1968	4-9-1	.321	3rd-Century	Tom Fears	3-4	.429	1-5-1	.143
1969	5-9	.357	3rd-Capitol	Tom Fears	3-4	.429	2-5	.286
1970	2-11-1	.179	4th-NFC West	Tom Fears (1-5-1)* J.D. Roberts (1-6)	2-5	.286	0-6-1	.071
1971	4-8-2	.357	4th-NFC West	J.D. Roberts	2-4-1	.357	2-4-1	.357
1972	2-11-1	.179	4th-NFC West	J.D. Roberts	2-5	.286	0-6-1	.071
1973	5-9	.357	3rd-NFC West	John North	5-2	.714	0-7	.000
1974	5-9	.357	3rd-NFC West	John North	4-3	.571	1-6	.167
1975	2-12	.143	4th-NFC West	John North (1-5)# Ernie Hefferle (1-7)	2-5	.286	0-7	.000
1976	4-10	.286	4th-NFC West	Hank Stram	2-5	.286	2-5	.286
1977	3-11	.214	4th-NFC West	Hank Stram	2-5	.286	1-6	.167
1978	7-9	.438	3rd-NFC West	Dick Nolan	3-5	.375	4-4	.500
1979	8-8	.500	2nd-NFC West	Dick Nolan	3-5	.375	5-3	.625
1980	1-15	.063	4th-NFC West	Dick Nolan (0-12)+ Dick Stanfel (1-3)	0-8	.000	1-7	.125
1981	4-12	.250	4th-NFC West	Bum Phillips	2-6	.250	2-6	.250
1982	4-5	.444	2nd-NFC West **	Bum Phillips	2-3	.400	2-2	.500
1983	8-8	.500	3rd-NFC West	Bum Phillips	5-3	.625	3-5	.375
1984	7-9	.438	3rd-NFC West	Bum Phillips	3-5	.375	4-4	.500
1985	5-11	.313	3rd-NFC West	Bum Phillips (4-8)~ Wade Phillips (1-3)	3-5	.375	2-6	.250
1986	7-9	.438	4th-NFC West	Jim Mora	4-4	.500	3-5	.375
1987	12-3	.800	2nd-NFC West	Jim Mora	6-1	.857	6-2	.750
NFC Wild Card Playoffs: vs. Minnesota, L 10-44								
1988	10-6	.625	3rd-NFC West	Jim Mora	5-3	.625	5-3	.625
1989	9-7	.563	3rd-NFC West	Jim Mora	5-3	.625	4-4	.500
1990	8-8	.500	2nd-NFC West	Jim Mora	5-3	.625	3-5	.375
NFC Wild Card Playoffs: at Chicago, L 6-16								
1991	11-5	.688	1st-NFC West	Jim Mora	6-2	.750	5-3	.625
NFC Wild Card Playoffs: vs. Atlanta, L 20-27								
1992	12-4	.750	2nd-NFC West	Jim Mora	6-2	.750	6-2	.750
NFC Wild Card Playoffs: vs. Philadelphia, L 20-36								
1993	8-8	.500	2nd-NFC West	Jim Mora	4-4	.500	4-4	.500
1994	7-9	.438	2nd-NFC West	Jim Mora	3-5	.375	4-4	.500
1995	7-9	.438	5th-NFC West	Jim Mora	4-4	.500	3-5	.375
1996	3-13	.188	5th-NFC West	Jim Mora (2-6)† Rick Venturi (1-7)	2-6	.250	1-7	.125
1997	6-10	.375	4th-NFC West	Mike Ditka	3-5	.375	3-5	.375
1998	6-10	.375	3rd-NFC West	Mike Ditka	4-4	.500	2-6	.250
1999	3-13	.188	5th-NFC West	Mike Ditka	3-5	.375	0-8	.000
2000	10-6	.625	1st-NFC West	Jim Haslett	3-5	.375	7-1	.875
NFC Wild Card Playoffs: vs. St. Louis Rams, W 31-28; NFC Divisional Playoff: at Minnesota, L 16-34								
2001	7-9	.438	3rd-NFC West	Jim Haslett	3-5	.375	4-4	.500
2002	9-7	.563	3rd-NFC West	Jim Haslett	4-4	.500	5-3	.625
2003	8-8	.500	2nd-NFC South	Jim Haslett	5-3	.625	3-5	.375
2004	8-8	.500	2nd-NFC South	Jim Haslett	3-5	.375	5-3	.625
2005	3-13	.188	4th-NFC South	Jim Haslett	1-7	.125	2-6	.250

YEAR-BY-YEAR RESULTS

2006	10-6	.625	1st-NFC South	Sean Payton	4-4	.500	6-2	.750
NFC Divisional Playoffs: vs. Philadelphia, W 27-24; NFC Championship: at Chicago, L 14-39								
2007	7-9	.438	3rd-NFC South	Sean Payton	3-5	.375	4-4	.500
2008	8-8	.500	4th-NFC South	Sean Payton	6-2	.750	2-6	.250
2009	13-3	.813	1st-NFC South	Sean Payton	6-2	.750	7-1	.875
NFC Divisional Playoffs: vs. Arizona, W 45-14; NFC Championship: vs. Minnesota, W 31-28 (OT); Super Bowl XLIV: vs. Indianapolis, W 31-17								
2010	11-5	.688	2nd-NFC South	Sean Payton	5-3	.625	6-2	.750
NFC Wild Card Playoffs: at Seattle, L 36-41								
2011	13-3	.813	1st-NFC South	Sean Payton	8-0	1.000	5-3	.625
NFC Wild Card Playoffs: vs. Detroit, W 45-28; NFC Divisional Playoffs: at San Francisco, L 32-36								
2012	7-9	.438	3rd-NFC South	Aaron Kromer (2-4) Joe Vitt (5-5)	4-4	.500	3-5	.375
2013	11-5	.688	2nd-NFC South	Sean Payton	8-0	1.000	3-5	.375
NFC Wild Card Playoffs: at Philadelphia, W 26-24; NFC Divisional Playoffs: at Seattle, L 14-23								
2014	7-9	.438	2nd-NFC South	Sean Payton	3-5	.375	4-4	.500
2015	7-9	.438	3rd-NFC South	Sean Payton	4-4	.500	3-5	.375
2016	7-9	.438	3rd-NFC South	Sean Payton	4-4	.500	3-5	.375
2017	11-5	.688	1st-NFC South	Sean Payton	7-1	.875	4-4	.500
NFC Wild Card Playoffs: vs. Carolina, W 31-26; NFC Divisional Playoffs: at Minnesota, L 24-29								
2018	13-3	.813	1st-NFC South	Sean Payton	6-2	.750	7-1	.875
NFC Divisional Playoffs: vs. Philadelphia, W 20-14; NFC Championship: vs. L.A. Rams, L 23-26 (OT)								
2019	13-3	.813	1st-NFC South	Sean Payton	6-2	.750	7-1	.875
NFC Wild Card Playoffs: vs. Minnesota, L 20-26 (OT)								
2020	12-4	.750	1st-NFC South	Sean Payton	6-2	.750	6-2	.750
NFC Wild Card Playoffs: vs. Chicago, W 21-9; NFC Divisional Playoffs: vs. Tampa Bay, L 20-30								
2021	9-8	.529	2nd-NFC South	Sean Payton	3-5	.375	6-3	.667

REGULAR SEASON

	Overall	Pct.	Home	Pct.	Road	Pct.
Totals Since 1967:	396-450-5	.468	212-212-1	.500	184-238-4	.437
Tulane Stadium (1967-74):			23-32-1			.420
Caesars Superdome (1975-2004, 2006-present):			187-172			.521
Giants Stadium (2005):			0-1			.000
San Antonio Alamodome (2005):			1-2			.333
Tiger Stadium (2005):			0-4			.000
Wembley Stadium (2008):			1-0			1.000
TIAA Bank Field (2021):			1-0			1.000

POSTSEASON

	Overall [§]	Pct.	Home	Pct.	Road	Pct.
Totals	10-13	.435	8-6	.571	1-7	.125

§ - includes Super Bowl XLIV (neutral site).



SERIES RECORDS

REGULAR SEASON (Home Games in Bold)

ARIZONA CARDINALS [15-15-0]

Date	W/L	Score	Site	Attendance
12/3/67	L	20-31	Busch Stadium	41,171
9/29/68	L	20-21	Tulane Stadium	79,021
10/27/68	L	17-31	Busch Stadium	45,476
11/2/69	W	51-42	Busch Stadium	46,718
10/11/70	L	17-24	Busch Stadium	45,294
12/8/74	W	14-0	Tulane Stadium	57,152
10/23/77	L	31-49	Busch Stadium	48,417
10/5/80	L	7-40	Louisiana Superdome	45,388
12/6/81	L	3-30	Busch Stadium	46,923
9/12/82	L	7-21	Louisiana Superdome	58,673
9/4/83	W	28-17	Louisiana Superdome	60,430
9/23/84	W	34-24	Louisiana Superdome	58,723
12/8/85	L	16-28	Busch Stadium	29,527
11/16/86	W	16-7	Busch Stadium	32,069
10/11/87	L	19-24	Busch Stadium	11,795
9/23/90	W	28-7	Louisiana Superdome	61,110
12/22/91	W	27-3	Sun Devil Stadium	30,928
10/18/92	W	30-21	Sun Devil Stadium	27,735
10/31/93	W	20-17	Sun Devil Stadium	36,778
9/22/96	L	14-28	Louisiana Superdome	34,316
12/14/97	W	27-10	Louisiana Superdome	45,517
12/20/98	L	17-19	Sun Devil Stadium	51,617
10/29/00	W	21-10	Sun Devil Stadium	35,016
10/30/04	L	10-34	Sun Devil Stadium	29,109
12/16/07	W	31-24	Louisiana Superdome	70,007
10/10/10	L	20-30	Univ. of Phoenix Stadium	62,621
9/22/13	W	31-7	Mercedes-Benz Superdome	73,057
9/13/15	L	19-31	Univ. of Phoenix Stadium	62,903
12/18/16	W	48-41	Univ. of Phoenix Stadium	65,072
10/27/19	W	31-9	Mercedes-Benz Superdome	73,064

ATLANTA FALCONS [52-53-0]

11/26/67	W	27-24	Tulane Stadium	83,437
12/7/69	L	17-45	Atlanta Stadium	51,021
9/20/70	L	3-14	Tulane Stadium	77,042
10/25/70	L	14-32	Atlanta Stadium	58,850
10/24/71	L	6-28	Atlanta Stadium	58,850
12/19/71	L	20-24	Tulane Stadium	75,954
10/15/72	L	14-21	Tulane Stadium	66,294
11/12/72	L	20-36	Atlanta Stadium	58,850
9/16/73	L	7-62	Tulane Stadium	66,428
12/16/73	L	10-14	Atlanta Stadium	34,147
9/29/74	W	14-13	Tulane Stadium	62,273
10/20/74	W	13-3	Atlanta Stadium	47,217
10/5/75	L	7-14	Atlanta Stadium	29,444
11/2/75	W	23-7	Louisiana Superdome	49,342
10/10/76	W	30-0	Louisiana Superdome	51,521
10/31/76	L	20-23	Atlanta-Fulton Co. Std.	34,127
11/20/77	W	21-20	Louisiana Superdome	43,135
12/18/77	L	7-35	Atlanta-Fulton Co. Std.	36,895
11/12/78	L	17-20	Louisiana Superdome	70,323
11/26/78	L	17-20	Atlanta-Fulton Co. Std.	55,121
9/2/79	L	34-40	at Louisiana Superdome	70,940
11/25/79	W	37-6	Atlanta-Fulton Co. Std.	42,815
10/19/80	L	14-41	Louisiana Superdome	62,651
11/16/80	L	13-31	Atlanta-Fulton Co. Std.	53,871
9/6/81	L	0-27	Atlanta-Fulton Co. Std.	57,406
11/1/81	L	10-41	Louisiana Superdome	63,637
12/12/82	L	0-35	Atlanta-Fulton Co. Std.	39,535
1/2/83	W	35-6	Louisiana Superdome	47,336
10/9/83	W	19-17	Atlanta-Fulton Co. Std.	51,654
11/6/83	W	27-10	Louisiana Superdome	67,062
9/2/84	L	28-36	Louisiana Superdome	66,652
11/11/84	W	17-13	Atlanta-Fulton Co. Std.	40,590
10/20/85	L	24-31	Atlanta-Fulton Co. Std.	44,784
12/22/85	L	10-16	Louisiana Superdome	37,717
9/7/86	L	10-31	Louisiana Superdome	67,950
12/14/86	W	14-9	Atlanta-Fulton Co. Std.	39,994
11/1/87	W	38-0	Atlanta-Fulton Co. Std.	42,196
9/11/88	W	29-21	Atlanta-Fulton Co. Std.	48,901

12/18/88	W	10-9	Louisiana Superdome	60,566
10/29/89	W	20-13	Louisiana Superdome	65,153
11/19/89	W	26-17	Atlanta-Fulton Co. Std.	53,173
10/7/90	L	27-28	Atlanta-Fulton Co. Std.	57,401
11/25/90	W	10-7	Louisiana Superdome	68,629
9/29/91	W	27-6	Atlanta-Fulton Co. Std.	56,556
11/24/91	L	20-23	at Louisiana Superdome	68,591
9/20/92	W	10-7	Georgia Dome	67,328
12/3/92	W	22-14	Louisiana Superdome	68,591
9/12/93	W	34-31	Georgia Dome	64,287
10/24/93	L	15-26	Louisiana Superdome	69,043
11/13/94	W	33-32	Louisiana Superdome	60,313
12/11/94	W	29-20	Georgia Dome	61,307
9/17/95	L	24-27	at Louisiana Superdome	57,442
12/10/95	L	14-19	Georgia Dome	54,603
11/17/96	L	15-17	Georgia Dome	43,119
12/8/96	L	15-31	Louisiana Superdome	32,923
10/12/97	L	17-23	Louisiana Superdome	65,619
11/23/97	L	3-20	Georgia Dome	48,620
10/18/98	L	23-31	Georgia Dome	60,774
12/13/98	L	17-27	Louisiana Superdome	61,678
10/10/99	L	17-20	Louisiana Superdome	57,289
12/5/99	L	12-35	Georgia Dome	62,568
10/22/00	W	21-19	Georgia Dome	56,508
12/17/00	W	23-7	Louisiana Superdome	64,900
10/21/01	L	13-20	Louisiana Superdome	70,020
12/9/01	W	28-10	Georgia Dome	68,826
10/27/02	L	35-37	Louisiana Superdome	67,883
11/17/02	L	17-24	Georgia Dome	70,382
10/19/03	W	45-17	Georgia Dome	70,837
11/16/03	W	23-20	at Louisiana Superdome	68,432
11/28/04	L	21-24	Georgia Dome	70,521
12/26/04	W	26-13	Louisiana Superdome	64,900
10/16/05	L	31-34	Alamodome	65,562
12/12/05	L	17-36	Georgia Dome	70,083
9/25/06	W	23-3	Louisiana Superdome	70,003
11/26/06	W	31-13	Georgia Dome	70,933
10/21/07	W	22-16	Louisiana Superdome	69,994
12/10/07	W	34-14	Georgia Dome	69,553
11/9/08	L	20-34	Georgia Dome	64,826
12/7/08	W	29-25	Louisiana Superdome	70,011
11/2/09	W	35-27	Louisiana Superdome	70,088
12/13/09	W	26-23	Georgia Dome	68,930
9/26/10	L	24-27	at Louisiana Superdome	70,051
12/27/10	W	17-14	Georgia Dome	70,144
11/13/11	W	26-23	Georgia Dome	70,359
12/26/11	W	45-16	Mercedes-Benz Superdome	73,085
11/11/12	W	31-27	Mercedes-Benz Superdome	73,126
11/29/12	L	13-23	Georgia Dome	70,514
9/8/13	W	23-17	Mercedes-Benz Superdome	72,348
11/21/13	W	17-13	Georgia Dome	70,422
9/7/14	L	34-37	Georgia Dome	70,706
12/21/14	L	14-30	Mercedes-Benz Superdome	73,164
10/15/15	W	31-21	Mercedes-Benz Superdome	73,018
1/3/16	W	20-17	Georgia Dome	69,699
9/26/16	L	32-45	Mercedes-Benz Superdome	73,003
1/1/17	L	32-38	Georgia Dome	70,835
12/7/17	L	17-20	Mercedes-Benz Stadium	72,866
12/24/17	W	23-13	Mercedes-Benz Superdome	73,188
9/23/18	W	43-37	Mercedes-Benz Stadium	74,457
11/22/18	W	31-17	Mercedes-Benz Superdome	73,017
11/10/19	L	9-26	Mercedes-Benz Superdome	73,283
11/28/19	W	26-18	Mercedes-Benz Stadium	71,993
11/22/20	W	24-9	Mercedes-Benz Superdome	6,000
12/6/20	W	21-16	Mercedes-Benz Stadium	8,713
11/7/21	L	25-27	Caesars Superdome	69,170
1/9/22	W	30-20	Mercedes-Benz Stadium	68,336

BALTIMORE RAVENS [2-5-0]

9/29/96	L	10-17	Memorial Stadium	61,063
12/19/99	L	8-31	PSINet Stadium	67,597
12/8/02	W	37-25	Ravens Stadium	69,334
12/29/06	L	22-35	Louisiana Superdome	69,152
10/19/10	L	24-30	M&T Bank Stadium	71,432
11/24/14	L	27-34	Mercedes-Benz Superdome	73,373
10/21/18	W	24-23	M&T Bank Stadium	70,639

SERIES RECORDS

BUFFALO BILLS [7-5-0]

11/4/73	W	13-0	Tulane Stadium	74,770
9/21/80	L	26-35	Louisiana Superdome	51,154
10/30/83	L	21-27	Rich Stadium	49,413
12/10/89	W	22-19	Rich Stadium	70,037
12/20/92	L	16-20	Louisiana Superdome	68,591
12/27/98	L	33-45	Louisiana Superdome	39,707
9/9/01	W	24-6	Ralph Wilson Stadium	71,447
10/2/05	W	19-7	Alamodome	58,688
9/27/09	W	27-7	Ralph Wilson Stadium	70,261
10/27/13	W	35-17	Mercedes-Benz Superdome	72,405
11/12/17	W	47-10	New Era Field	67,501
11/25/21	L	6-31	Caesars Superdome	69,170

CAROLINA PANTHERS [28-26-0]

10/22/95	L	3-20	Clemson Memorial St.	55,484
11/26/95	W	34-26	Louisiana Superdome	39,580
9/8/96	L	20-22	Louisiana Superdome	43,288
10/20/96	L	7-19	Ericsson Stadium	70,888
10/19/97	L	0-13	Louisiana Superdome	50,963
11/30/97	W	16-13	Ericsson Stadium	57,957
9/13/98	W	19-14	Louisiana Superdome	51,915
11/1/98	L	17-31	Ericsson Stadium	62,514
9/12/99	W	19-10	Louisiana Superdome	58,166
12/00	L	13-45	Ericsson Stadium	56,929
10/15/00	W	24-6	Louisiana Superdome	50,015
11/12/00	W	20-10	Ericsson Stadium	72,981
10/14/01	W	27-25	Ericsson Stadium	72,049
12/2/01	W	27-23	Louisiana Superdome	70,020
11/10/02	L	34-24	Ericsson Stadium	72,566
12/29/02	L	6-10	Louisiana Superdome	66,946
10/5/03	L	13-19	Ericsson Stadium	72,496
10/26/03	L	20-23	Louisiana Superdome	68,370
12/05/04	L	21-32	Louisiana Superdome	58,878
1/2/05	W	21-18	Bank of America Stadium	73,302
9/11/05	W	23-20	Bank of America Stadium	72,920
12/18/05	L	10-27	Tiger Stadium	32,551
10/1/06	L	18-21	Bank of America Stadium	73,392
12/31/06	L	21-31	Louisiana Superdome	69,569
10/7/07	L	13-16	Louisiana Superdome	70,001
11/25/07	W	31-6	Bank of America Stadium	72,032
10/19/08	L	7-30	Bank of America Stadium	73,687
12/28/08	L	31-33	Louisiana Superdome	69,999
11/8/09	W	30-20	Louisiana Superdome	70,011
1/3/10	L	10-23	Bank of America Stadium	73,047
10/3/10	W	16-14	Louisiana Superdome	70,016
11/7/10	W	34-3	Bank of America Stadium	73,191
10/9/11	W	30-27	Bank of America Stadium	72,679
1/1/12	W	45-17	Mercedes-Benz Superdome	73,065
9/16/12	L	27-35	Bank of America Stadium	72,879
12/30/12	L	38-44	Mercedes-Benz Superdome	73,124
12/8/13	W	31-13	Mercedes-Benz Superdome	73,089
12/22/13	L	13-17	Bank of America Stadium	73,825
10/30/14	W	28-10	Bank of America Stadium	73,663
12/7/14	L	10-41	Mercedes-Benz Superdome	73,006
9/27/15	L	22-27	Bank of America Stadium	73,402
12/6/15	L	38-41	Mercedes-Benz Superdome	73,097
10/16/16	W	41-38	Mercedes-Benz Superdome	73,138
11/17/16	L	20-23	Bank of America Stadium	73,288
9/24/17	W	34-13	Bank of America Stadium	73,775
12/3/17	W	31-21	Mercedes-Benz Superdome	73,171
12/17/18	W	12-9	Bank of America Stadium	74,188
12/30/18	L	14-33	Mercedes-Benz Superdome	73,028
11/24/19	W	34-31	Mercedes-Benz Superdome	73,068
12/29/19	W	42-10	Bank of America Stadium	72,203
10/25/20	W	27-24	Mercedes-Benz Superdome	3,000
1/3/21	W	33-7	Bank of America Stadium	1,500
9/19/21	L	7-26	Bank of America Stadium	73,675
1/2/22	W	18-10	Caesars Superdome	69,170

CHICAGO BEARS [17-13-0]

12/1/68	L	17-23	Tulane Stadium	78,285
12/20/70	L	3-24	Tulane Stadium	63,518
10/10/71	L	14-35	Soldier Field	55,049
10/7/73	W	21-16	Tulane Stadium	56,561
10/6/74	L	10-24	Soldier Field	45,818
12/21/75	L	17-42	Louisiana Superdome	33,371
10/2/77	W	42-24	Soldier Field	51,488
9/14/80	L	3-22	Soldier Field	62,523
9/19/82	W	10-0	Soldier Field	56,600
9/18/83	W	34-31	Louisiana Superdome	64,692
10/7/84	L	7-20	Soldier Field	53,752
10/18/87	W	19-17	Soldier Field	46,813
10/27/91	L	17-20	Louisiana Superdome	68,591
9/13/92	W	28-6	Louisiana Superdome	68,591
10/9/94	L	7-17	Soldier Field	63,822
10/13/96	W	27-24	Louisiana Superdome	43,512
10/5/97	W	20-17	Soldier Field	58,865
10/3/99	L	10-14	Soldier Field	66,944
10/8/00	W	31-10	Soldier Field	66,944
9/22/02	W	29-23	Memorial Stadium	63,216
10/12/03	W	20-13	Louisiana Superdome	68,390
11/6/05	L	17-20	Tiger Stadium	32,637
12/30/07	L	25-33	Soldier Field	62,064
12/11/08	L	24-27	Soldier Field	61,692
9/18/11	W	30-13	Louisiana Superdome	73,019
10/6/13	W	26-18	Soldier Field	62,361
12/15/14	W	31-15	Soldier Field	60,996
10/29/17	W	20-12	Mercedes-Benz Superdome	73,192
10/20/19	W	36-25	Soldier Field	62,306
11/1/20	W	26-23	Soldier Field	

CINCINNATI BENGALS [7-7-0]

11/29/70	L	6-26	Riverfront Stadium	59,342
9/28/75	L	0-21	Louisiana Superdome	52,531
9/24/78	W	20-18	Riverfront Stadium	40,455
10/25/81	W	17-7	Louisiana Superdome	46,336
12/9/84	L	21-24	Louisiana Superdome	40,855
12/20/87	W	41-24	Riverfront Stadium	43,424
11/4/90	W	21-7	Riverfront Stadium	60,067
1/2/94	W	20-13	Louisiana Superdome	58,036
9/15/96	L	15-30	Riverfront Stadium	45,412
12/22/02	L	13-20	Paul Brown Stadium	43,544
11/19/06	L	16-31	Louisiana Superdome	68,001
12/5/10	W	34-30	Paul Brown Stadium	59,963
11/16/14	L	10-27	Mercedes-Benz Superdome	73,073
11/11/18	W	51-14	Paul Brown Stadium	52,492

CLEVELAND BROWNS [5-13-0]

10/1/67	L	7-42	Tulane Stadium	77,045
9/15/68	L	10-24	Tulane Stadium	74,215
11/10/68	L	17-35	Municipal Stadium	71,025
10/12/69	L	17-27	Tulane Stadium	71,274
12/12/71	L	17-21	Tulane Stadium	72,794
11/30/75	L	16-17	Municipal Stadium	44,753
10/8/78	L	16-24	Louisiana Superdome	50,158
10/18/81	L	17-20	Municipal Stadium	76,059
10/28/84	W	16-14	Municipal Stadium	52,489
9/13/87	W	28-21	Louisiana Superdome	59,900
10/14/90	W	25-20	Louisiana Superdome	68,608
12/5/93	L	13-17	Municipal Stadium	60,388
10/31/99	L	16-21	Louisiana Superdome	48,817
11/24/02	L	15-24	Louisiana Superdome	68,295
9/10/06	W	19-14	Cleveland Browns Stadium	72,915
10/24/10	L	17-30	Louisiana Superdome	70,077
9/14/14	L	24-26	FirstEnergy Stadium	67,407
9/16/18	W	21-18	Mercedes-Benz Superdome	73,086

DALLAS COWBOYS [13-18-0]

10/15/67	L	10-14	Cotton Bowl	64,128
----------	---	-------	-------------	--------

SERIES RECORDS

11/12/67	L	10-27	Tulane Stadium	83,437
11/3/68	L	3-17	Tulane Stadium	84,728
9/28/69	L	17-21	Tulane Stadium	79,567
11/9/69	L	17-33	Cotton Bowl	68,282
10/17/71	W	24-14	Tulane Stadium	83,088
9/24/73	L	3-40	Texas Stadium	52,715
9/19/76	L	6-24	Louisiana Superdome	61,413
11/19/78	L	7-27	Texas Stadium	57,920
12/19/82	L	7-21	Texas Stadium	64,506
9/25/83	L	20-21	Texas Stadium	62,136
10/21/84	L	27-30 ot	Texas Stadium	50,966
10/3/88	W	20-17	Louisiana Superdome	68,474
9/10/89	W	28-0	Louisiana Superdome	66,977
12/2/90	L	13-17	Texas Stadium	60,087
12/8/91	L	14-23	Texas Stadium	64,530
12/19/94	L	16-24	Louisiana Superdome	67,323
12/6/98	W	22-3	Louisiana Superdome	65,065
12/24/99	W	31-24	Louisiana Superdome	47,835
12/28/03	W	13-7	Louisiana Superdome	68,451
12/12/04	W	27-13	Texas Stadium	64,056
12/10/06	W	42-17	Texas Stadium	63,722
12/19/09	L	17-24	Louisiana Superdome	70,213
11/25/10	L	30-27	Cowboys Stadium	93,985
12/23/12	W	34-31 ot	Cowboys Stadium	92,570
11/10/13	W	49-17	Mercedes-Benz Superdome	73,018
9/28/14	L	17-38	AT&T Stadium	91,176
10/4/15	W	26-20 ot	Mercedes-Benz Superdome	73,009
11/29/18	L	10-13	AT&T Stadium	93,004
9/29/19	W	12-10	Mercedes-Benz Superdome	73,086
12/2/21	L	17-27	Caesars Superdome	69,170

DENVER BRONCOS [3-9-0]

11/22/70	L	6-31	Tulane Stadium	66,837
10/13/74	L	17-33	Mile High Stadium	51,881
11/4/79	L	3-10	Mile High Stadium	74,482
9/15/85	L	23-34	Mile High Stadium	74,488
11/20/88	W	42-0	Louisiana Superdome	68,075
12/24/94	W	30-28	Mile High Stadium	64,445
12/3/00	L	23-38	Louisiana Superdome	64,900
11/21/04	L	13-34	Louisiana Superdome	64,900
9/21/08	L	32-34	INVESCO Field	75,713
10/28/12	L	14-34	Sports Auth. Fld. at Mile High	76,832
11/13/16	L	23-25	Mercedes-Benz Superdome	73,138
11/29/20	W	31-3	Empower Field at Mile High	

DETROIT LIONS [13-12-1]

11/24/68	T	20-20	Tiger Stadium	46,152
11/8/70	W	19-17	Tulane Stadium	66,910
11/19/72	L	14-27	Tiger Stadium	53,752
10/14/73	W	20-13	Tulane Stadium	57,810
11/3/74	L	14-19	Tiger Stadium	43,256
11/14/76	W	17-16	Louisiana Superdome	42,048
9/25/77	L	19-23	Silverdome	51,458
10/21/79	W	17-7	Louisiana Superdome	57,428
10/12/80	L	13-24	Silverdome	78,147
9/18/88	W	22-14	Silverdome	32,943
12/3/89	L	14-21	Silverdome	38,550
10/28/90	L	10-27	Louisiana Superdome	64,368
10/4/92	W	13-7	Silverdome	66,971
9/19/93	W	14-3	Louisiana Superdome	69,039
9/21/97	W	35-17	Louisiana Superdome	50,016
9/3/00	L	10-14	Louisiana Superdome	64,900
9/29/02	L	21-26	Ford Field	60,023
12/24/05	L	12-13	Alamodome	63,747
12/21/08	W	42-7	Ford Field	49,309
9/13/09	W	45-27	Louisiana Superdome	69,719
12/4/11	W	31-17	Mercedes-Benz Superdome	73,042
10/19/14	L	23-24	Ford Field	63,271
12/21/15	L	27-35	Mercedes-Benz Superdome	73,017
12/4/16	L	13-28	Mercedes-Benz Superdome	73,137
10/15/17	W	52-38	Mercedes-Benz Superdome	73,117
10/4/20	W	35-29	Ford Field	

GREEN BAY PACKERS [10-17-0]

11/17/68	L	7-29	Milwaukee County Std.	49,644
11/28/71	W	29-21	Milwaukee County Std.	48,035
12/17/72	L	20-30	Tulane Stadium	65,881
12/2/73	L	10-30	Milwaukee County Std.	46,092
10/12/75	W	20-19	Louisiana Superdome	51,371
11/7/76	L	27-32	Milwaukee County Std.	52,936
9/18/77	L	20-24	Louisiana Superdome	56,250
9/10/78	L	17-28	Milwaukee County Std.	54,336
9/9/79	L	19-28	Milwaukee County Std.	53,184
12/13/81	L	7-35	Louisiana Superdome	45,518
11/4/84	L	13-23	Louisiana Superdome	57,426
11/17/85	L	14-38	Milwaukee County Std.	52,104
9/14/86	W	24-10	Louisiana Superdome	46,383
12/27/87	W	33-24	Louisiana Superdome	68,364
9/17/89	L	34-35	Lambeau Field	55,809
11/14/93	L	17-19	Louisiana Superdome	69,043
12/16/95	L	23-34	Louisiana Superdome	50,132
9/15/02	W	35-20	Louisiana Superdome	67,958
10/9/05	L	3-52	Lambeau Field	70,580
9/17/06	W	34-27	Lambeau Field	72,915
11/24/08	W	51-29	Louisiana Superdome	70,668
9/8/11	L	34-42	Lambeau Field	70,555
9/30/12	L	27-28	Lambeau Field	70,571
10/26/14	W	44-23	Mercedes-Benz Superdome	73,146
11/12/17	W	26-17	Lambeau Field	78,380
9/27/20	L	30-37	Mercedes-Benz Superdome	748
9/12/21	W	38-3	TIAA Bank Field	35,242

HOUSTON TEXANS [3-2-0]

9/14/03	W	31-10	Louisiana Superdome	68,390
11/18/07	L	10-23	Reliant Stadium	70,780
9/25/11	W	40-33	Louisiana Superdome	73,002
11/29/15	L	6-24	NRG Stadium	71,778
9/9/19	W	30-28	Mercedes-Benz Superdome	73,039

INDIANAPOLIS COLTS [8-5-0]

12/10/67	L	10-30	Memorial Stadium	60,238
10/19/69	L	10-30	Tulane Stadium	60,636
9/30/73	L	10-14	Memorial Stadium	52,293
10/12/86	W	17-14	Hoosier Dome	53,512
12/24/89	W	41-6	Louisiana Superdome	49,009
11/12/95	W	17-14	Louisiana Superdome	44,122
9/27/98	W	19-13 ot	RCA Dome	48,480
11/18/01	W	34-20	Louisiana Superdome	70,020
9/28/03	L	21-55	Louisiana Superdome	70,020
9/6/07	L	10-41	RCA Dome	57,361
10/23/11	W	62-7	Mercedes-Benz Superdome	73,012
10/25/15	W	27-21	Lucas Oil Stadium	66,420
12/16/19	W	34-7	Mercedes-Benz Superdome	73,053

JACKSONVILLE JAGUARS [5-2-0]

10/6/96	W	17-13	Louisiana Superdome	34,231
11/21/99	L	23-41	ALLTEL Stadium	69,772
12/21/03	L	19-20	ALLTEL Stadium	49,207
11/4/07	W	41-24	Louisiana Superdome	70,009
9/8/91	W	23-10	EverBank Field	62,471
12/27/15	W	38-27	Mercedes-Benz Superdome	73,064
10/13/19	W	13-6	TIAA Bank Field	63,341

KANSAS CITY CHIEFS [5-7-1]

9/25/72	L	17-20	Tulane Stadium	70,793
9/26/76	W	27-17	Arrowhead Stadium	53,918
11/21/82	W	27-17	Louisiana Superdome	39,341
9/8/85	L	27-47	Louisiana Superdome	57,760
9/8/91	W	17-10	Arrowhead Stadium	74,816
9/4/94	L	17-30	Louisiana Superdome	69,362
12/21/97	L	13-25	Arrowhead Stadium	66,772
11/14/04	W	27-20	Louisiana Superdome	64,900

SERIES RECORDS

11/16/08	W	30-20	Arrowhead Stadium	74,159
9/23/12	L	24-27	Mercedes-Benz Superdome	72,226
10/23/16	L	21-27	Arrowhead Stadium	76,282
12/20/20	L	29-32	Mercedes-Benz Superdome	3,000

LAS VEGAS RAIDERS [6-7-1]

11/7/71	T	21-21	Tulane Stadium	83,102
11/9/75	L	10-48	Oakland Coliseum	51,267
12/3/79	L	35-42	Louisiana Superdome	65,541
10/13/85	L	13-23	L.A. Memorial Col.	48,152
10/23/88	W	20-6	Louisiana Superdome	66,249
12/16/91	W	27-0	Louisiana Superdome	68,625
11/20/94	L	19-24	L.A. Memorial Col.	41,722
11/9/97	W	13-10	Oakland Coliseum	40,091
11/19/00	L	22-31	Louisiana Superdome	64,900
10/24/04	W	31-26	Network Assoc. Col.	45,337
10/12/08	W	34-3	Louisiana Superdome	70,068
11/18/12	W	38-17	O.co Coliseum	56,880
9/11/16	L	34-35	Mercedes-Benz Superdome	73,028
9/21/20	L	24-34	Allegiant Stadium	

LOS ANGELES CHARGERS [6-7-0]

11/18/73	L	14-17	San Diego Stadium	34,848
10/9/77	L	0-14	Louisiana Superdome	53,942
12/9/79	L	0-35	Louisiana Superdome	61,059
10/9/88	W	23-17	Jack Murphy Stadium	42,693
11/17/91	L	21-24	Jack Murphy Stadium	48,420
10/16/94	L	22-36	Louisiana Superdome	50,565
9/7/97	L	6-20	Louisiana Superdome	65,760
9/10/00	W	28-27	Qualcomm Stadium	51,300
11/7/04	L	17-43	Qualcomm Stadium	59,662
10/26/08	W	37-32	Wembley Stadium	83,226
10/7/12	W	31-24	Mercedes-Benz Superdome	73,109
10/2/16	W	35-34	Qualcomm Stadium	60,641
10/12/20	W	30-27	Mercedes-Benz Superdome	749

LOS ANGELES RAMS [33-42-0]

9/17/67	L	13-27	Tulane Stadium	80,879
10/5/69	L	17-36	L.A. Memorial Col.	54,789
11/1/70	L	17-30	Tulane Stadium	77,861
12/6/70	L	16-34	L.A. Memorial Col.	66,410
9/19/71	W	24-20	Tulane Stadium	70,915
12/5/71	L	28-45	L.A. Memorial Col.	73,610
9/17/72	L	14-34	L.A. Memorial Col.	66,303
11/26/72	W	19-16	Tulane Stadium	64,325
11/11/73	L	7-29	L.A. Memorial Col.	70,358
11/25/73	L	13-24	Tulane Stadium	67,192
9/22/74	L	0-24	L.A. Memorial Col.	64,178
11/17/74	W	20-7	Tulane Stadium	57,287
10/26/75	L	14-38	L.A. Memorial Col.	54,723
12/7/75	L	7-14	Louisiana Superdome	39,958
10/24/76	L	10-16	Louisiana Superdome	51,984
11/28/76	L	14-33	L.A. Memorial Col.	54,906
10/16/77	L	7-14	L.A. Memorial Col.	46,045
10/30/77	W	27-26	Louisiana Superdome	59,023
10/1/78	L	20-26	Louisiana Superdome	61,659
10/22/78	W	10-3	L.A. Memorial Col.	47,574
10/7/79	L	17-35	Louisiana Superdome	68,986
12/16/79	W	29-14	L.A. Memorial Col.	53,879
11/2/80	L	31-45	Anaheim Stadium	59,909
11/24/80	L	7-27	Louisiana Superdome	53,448
9/13/81	W	23-17	Louisiana Superdome	62,063
11/8/81	W	21-13	Anaheim Stadium	61,068
9/11/83	L	27-30	Anaheim Stadium	45,572
12/18/83	L	24-26	Louisiana Superdome	70,148
10/14/84	L	10-28	Louisiana Superdome	63,161
12/2/84	L	21-34	Anaheim Stadium	49,348
11/3/85	L	10-28	Anaheim Stadium	49,030
12/1/85	W	29-3	Louisiana Superdome	44,122
11/9/86	W	6-0	Louisiana Superdome	62,352
11/23/86	L	13-26	Anaheim Stadium	58,600

10/4/87	W	37-10	Louisiana Superdome	29,745
11/8/87	W	31-14	Anaheim Stadium	43,379
10/30/88	L	10-12	Louisiana Superdome	68,238
11/13/88	W	14-10	Anaheim Stadium	63,305
10/22/89	W	40-21	Anaheim Stadium	57,567
11/26/89	L	17-20	Louisiana Superdome	64,274
12/9/90	W	24-20	Anaheim Stadium	56,864
12/31/90	W	20-17	Louisiana Superdome	68,647
9/15/91	W	24-7	Louisiana Superdome	68,583
11/3/91	W	24-17	Anaheim Stadium	58,713
10/11/92	W	13-10	Louisiana Superdome	68,591
12/13/92	W	37-14	Anaheim Stadium	47,355
10/3/93	W	37-6	Anaheim Stadium	50,709
12/12/93	L	20-23	Louisiana Superdome	69,033
10/23/94	W	37-34	Louisiana Superdome	47,908
12/4/94	W	31-15	Anaheim Stadium	34,960
9/10/95	L	13-17	Busch Stadium	59,335
11/5/95	W	19-10	Louisiana Superdome	43,120
12/1/96	L	10-26	Louisiana Superdome	26,310
12/21/96	L	13-14	Trans World Dome	57,681
8/31/97	L	24-38	Trans World Dome	64,575
12/7/97	L	27-34	Louisiana Superdome	54,803
9/6/98	W	24-17	Trans World Dome	56,943
11/15/98	W	24-3	Louisiana Superdome	46,430
11/28/99	L	12-43	Trans World Dome	65,864
12/12/99	L	14-30	Louisiana Superdome	46,838
11/26/00	W	31-24	Trans World Dome	66,064
12/24/00	L	21-26	Louisiana Superdome	64,900
10/28/01	W	34-31	Dome at America's Cen.	66,189
12/17/01	L	21-34	Louisiana Superdome	70,332
9/26/04	W	28-25	Edward Jones Dome	65,856
10/23/05	L	17-28	Edward Jones Dome	64,586
11/11/07	L	29-37	Louisiana Superdome	70,003
11/15/09	W	28-23	Edward Jones Dome	59,858
12/12/10	W	31-13	Louisiana Superdome	70,015
10/30/11	L	21-31	Edward Jones Dome	57,179
12/15/13	L	16-27	Edward Jones Dome	58,442
11/27/16	W	49-21	Mercedes-Benz Superdome	73,067
11/26/17	L	20-26	L.A. Memorial Col.	62,006
11/4/18	W	45-35	Mercedes-Benz Superdome	73,086
9/15/19	L	9-27	L.A. Memorial Col.	71,460

MIAMI DOLPHINS [6-7-0]

11/15/70	L	10-21	Orange Bowl	42,866
11/10/74	L	0-21	Tulane Stadium	74,289
9/28/80	L	16-21	Orange Bowl	40,946
10/2/83	W	17-7	Louisiana Superdome	66,489
12/7/86	L	27-31	Louisiana Superdome	64,761
11/29/92	W	24-13	Louisiana Superdome	68,591
10/15/95	W	33-30	Louisiana Superdome	55,628
11/29/98	L	10-30	Pro Player Stadium	73,216
10/30/05	L	6-21	Tiger Stadium	61,643
10/25/09	W	46-34	LandShark Stadium	66,689
9/30/13	W	38-17	Mercedes-Benz Superdome	73,118
10/11/17	W	20-0	Wembley Stadium	84,423
12/27/21	L	3-20	Caesars Superdome	69,170

MINNESOTA VIKINGS [12-19-0]

10/13/68	W	20-17	Tulane Stadium	71,105
9/27/70	L	0-26	Metropolitan Stadium	47,900
11/21/71	L	10-23	Tulane Stadium	83,130
11/5/72	L	6-37	Metropolitan Stadium	49,784
12/2/74	L	9-29	Metropolitan Stadium	44,202
11/16/75	L	7-20	Louisiana Superdome	52,765
9/12/76	L	9-40	Louisiana Superdome	58,156
9/3/78	W	31-24	Louisiana Superdome	54,187
11/30/80	L	20-23	Louisiana Superdome	30,936
11/15/81	L	10-20	Metropolitan Stadium	45,215
11/27/83	W	17-16	Louisiana Superdome	59,502
11/24/85	W	30-23	Metrodome	54,117
12/21/86	L	17-33	Metrodome	51,209
12/4/88	L	3-45	Metrodome	61,215
9/16/90	L	3-32	Metrodome	56,272



SERIES RECORDS

9/22/91	W	26-0	Louisiana Superdome	68,591	10/15/89	W	29-14	Louisiana Superdome	59,521
11/28/93	W	17-14	Metrodome	53,030	12/26/92	W	20-0	Giants Stadium	45,614
11/6/94	L	20-21	Metrodome	57,564	12/24/95	W	12-0	Giants Stadium	28,885
11/19/95	L	24-43	Metrodome	58,108	11/4/01	L	9-16	Louisiana Superdome	70,020
11/8/98	L	24-31	Metrodome	63,779	11/27/05	W	21-19	Giants Stadium	77,152
10/7/01	W	28-15	Louisiana Superdome	70,020	10/4/09	W	24-10	Louisiana Superdome	70,009
12/15/02	L	31-32	Louisiana Superdome	67,851	11/3/13	L	20-26	MetLife Stadium	76,957
10/17/04	L	31-38	Louisiana Superdome	64,900	12/17/17	W	31-19	Mercedes-Benz Superdome	73,018
9/25/05	L	16-33	Metrodome	63,952	12/12/21	W	30-9	MetLife Stadium	69,129
10/6/08	L	27-30	Louisiana Superdome	70,015					
9/9/10	W	14-9	Louisiana Superdome	70,051					
12/18/11	W	42-20	Mall of America Field	62,623					
9/21/14	W	20-9	Mercedes-Benz Superdome	73,005					
9/11/17	L	19-29	U.S. Bank Stadium	66,606					
10/28/18	W	30-20	U.S. Bank Stadium	66,801					
12/25/20	W	52-33	Mercedes-Benz Superdome	3,000					

PHILADELPHIA EAGLES [12-18-0]

11/5/67	W	31-24	Tulane Stadium	59,596
11/19/67	L	21-48	Franklin Field	60,751
12/8/68	L	17-29	Franklin Field	57,128
10/26/69	L	10-13	Franklin Field	60,568
11/30/69	W	26-17	Tulane Stadium	72,805
10/29/72	W	21-3	Tulane Stadium	65,664
10/27/74	W	14-10	Tulane Stadium	64,257
11/6/77	L	7-28	Veterans Stadium	53,482
9/17/78	L	17-24	Louisiana Superdome	49,242
9/16/79	L	14-26	Louisiana Superdome	54,212
11/9/80	L	21-34	Louisiana Superdome	44,340
10/11/81	L	14-31	Louisiana Superdome	52,728
12/11/83	W	20-17	Veterans Stadium	45,182
10/6/85	W	23-21	Louisiana Superdome	56,364
9/20/87	L	17-27	Veterans Stadium	57,485
12/18/89	W	30-20	Louisiana Superdome	59,218
10/13/91	W	13-6	Veterans Stadium	64,224
9/6/92	L	13-15	Veterans Stadium	63,513
12/26/93	L	26-37	Veterans Stadium	50,085
10/1/95	L	10-15	Louisiana Superdome	43,938
9/24/00	L	7-21	Louisiana Superdome	64,900
11/23/03	L	20-33	Lincoln Financial Field	67,802
10/15/06	W	27-24	Louisiana Superdome	68,269
12/23/07	L	23-28	Louisiana Superdome	70,011
9/20/09	W	48-22	Lincoln Financial Field	69,144
11/5/12	W	28-13	Mercedes-Benz Superdome	73,099
10/11/15	L	17-39	Lincoln Financial Field	69,296
11/18/18	W	48-7	Mercedes-Benz Superdome	73,042
12/13/20	L	21-24	Lincoln Financial Field	
11/21/21	L	29-40	Lincoln Financial Field	69,796

NEW ENGLAND PATRIOTS [5-10]

12/10/72	L	10-17	Tulane Stadium	64,889
12/5/76	L	6-27	Schaefer Stadium	53,592
12/21/80	L	27-38	Louisiana Superdome	38,277
12/4/83	L	0-7	Sullivan Stadium	24,579
11/30/86	L	20-21	Louisiana Superdome	58,259
11/12/89	W	28-24	Sullivan Stadium	47,680
11/8/92	W	31-14	Foxboro Stadium	45,413
12/3/95	W	31-17	Foxboro Stadium	59,876
10/4/98	L	27-30	Louisiana Superdome	56,172
11/25/01	L	17-34	Foxboro Stadium	60,292
11/20/05	L	17-24	Gillette Stadium	68,756
11/30/09	W	38-17	Louisiana Superdome	70,768
10/13/13	L	27-30	Gillette Stadium	68,756
9/17/17	L	20-36	Mercedes-Benz Superdome	73,168
9/26/21	W	28-13	Gillette Stadium	65,878

NEW YORK GIANTS [14-17-0]

10/8/67	L	21-27	Yankee Stadium	62,670
10/6/68	L	21-38	Yankee Stadium	60,967
11/16/69	W	25-24	Yankee Stadium	62,927
10/4/70	W	14-10	Tulane Stadium	69,126
10/8/72	L	21-45	Yankee Stadium	62,507
12/14/75	L	14-28	Shea Stadium	40,150
10/29/78	W	28-17	Louisiana Superdome	58,807
9/30/79	W	24-14	Louisiana Superdome	51,543
9/20/81	L	7-20	Giants Stadium	69,814
12/15/84	W	10-3	Giants Stadium	63,739
10/27/85	L	13-21	Louisiana Superdome	54,082
9/28/86	L	17-20	Giants Stadium	72,769
11/22/87	W	23-14	Louisiana Superdome	67,639
11/27/88	L	12-13	Louisiana Superdome	66,526
12/20/93	L	14-24	Louisiana Superdome	69,036
10/2/94	W	27-22	Louisiana Superdome	55,076
9/24/95	L	29-45	Giants Stadium	72,619
12/15/96	W	17-3	Giants Stadium	52,530
9/28/97	L	9-14	Giants Stadium	68,891
10/24/99	L	3-31	Giants Stadium	77,982
9/30/01	L	13-21	Giants Stadium	78,451
12/14/03	W	45-7	Louisiana Superdome	68,399
9/19/05	L	10-27	Giants Stadium	68,031
12/24/06	W	30-7	Giants Stadium	78,539
10/18/09	W	48-27	Louisiana Superdome	70,011
11/28/11	W	49-24	Mercedes-Benz Superdome	73,068
12/9/12	L	27-52	MetLife Stadium	81,437
11/1/15	W	52-49	Mercedes-Benz Superdome	73,019
9/18/16	L	13-16	MetLife Stadium	77,727
9/30/18	W	33-18	MetLife Stadium	78,213
10/3/21	L	21-27	ot Caesars Superdome	69,170

NEW YORK JETS [8-6-0]

12/3/72	L	17-18	Shea Stadium	62,496
12/4/77	L	13-16	Louisiana Superdome	40,464
12/14/80	W	21-20	Shea Stadium	38,077
11/21/83	L	28-31	Louisiana Superdome	68,606
10/26/86	L	23-28	Giants Stadium	44,246

PITTSBURGH STEELERS [9-7-0]

10/29/67	L	10-14	Tulane Stadium	68,911
10/20/68	W	16-12	Pitt Stadium	32,303
12/15/68	W	24-14	Tulane Stadium	66,131
12/21/69	W	27-24	Tulane Stadium	72,256
11/25/74	L	7-28	Tulane Stadium	71,907
11/5/78	L	14-20	Three Rivers Stadium	48,526
10/4/81	L	6-20	Louisiana Superdome	64,578
11/19/84	W	27-24	Louisiana Superdome	66,005
11/29/87	W	20-16	Three Rivers Stadium	47,896
12/16/90	L	6-9	Louisiana Superdome	68,582
10/17/93	L	14-37	Three Rivers Stadium	56,056
10/6/02	W	32-29	Louisiana Superdome	67,734
11/12/06	L	31-38	Heinz Field	61,911
10/31/10	W	20-10	Louisiana Superdome	70,011
11/30/14	W	35-32	Heinz Field	61,196
12/23/18	W	31-28	Mercedes-Benz Superdome	73,086

SAN FRANCISCO 49ERS [27-48-2]

10/22/67	L	13-27	Kezar Stadium	34,285
11/23/69	W	43-38	Tulane Stadium	71,448
10/18/70	T	20-20	Kezar Stadium	39,446
12/13/70	L	27-38	Tulane Stadium	61,940
9/26/71	L	20-38	Tulane Stadium	81,595
11/14/71	W	26-20	Candlestick Park	45,138
10/1/72	L	2-37	Tulane Stadium	69,840
10/22/72	T	20-20	Candlestick Park	59,167
10/21/73	L	0-40	Candlestick Park	52,881
12/9/73	W	16-10	Tulane Stadium	62,490

SERIES RECORDS

9/15/74	L	13-17	Tulane Stadium	65,071
12/15/74	L	21-35	Candlestick Park	40,418
10/19/75	L	21-35	Candlestick Park	39,990
11/23/75	L	6-16	Louisiana Superdome	40,328
10/17/76	L	3-33	Candlestick Park	43,160
12/12/76	L	7-27	Louisiana Superdome	42,536
11/13/77	L	7-10	Louisiana Superdome	41,564
11/27/77	L	17-20	Candlestick Park	33,702
10/15/78	W	14-7	Candlestick Park	37,671
12/3/78	W	24-13	Louisiana Superdome	50,068
9/23/79	W	30-21	Candlestick Park	39,727
11/11/79	W	31-20	Louisiana Superdome	65,551
9/7/80	L	23-26	Louisiana Superdome	58,621
12/7/80	L	35-38	Candlestick Park	37,949
9/27/81	L	14-21	Candlestick Park	44,433
12/20/81	L	17-21	Louisiana Superdome	43,639
11/28/82	W	23-20	Candlestick Park	51,611
10/16/83	L	13-32	Louisiana Superdome	68,154
11/13/83	L	0-27	Candlestick Park	40,022
9/16/84	L	20-30	Candlestick Park	57,611
11/25/84	L	3-35	Louisiana Superdome	65,117
9/29/85	W	20-17	Candlestick Park	58,053
12/15/85	L	19-31	Louisiana Superdome	46,065
9/21/86	L	17-26	Candlestick Park	58,297
11/2/86	W	23-10	Louisiana Superdome	53,234
10/25/87	L	22-24	Louisiana Superdome	60,497
11/15/87	W	26-24	Candlestick Park	60,436
9/4/88	L	33-34	Louisiana Superdome	66,357
12/11/88	L	17-30	Candlestick Park	62,977
10/8/89	L	20-24	Louisiana Superdome	60,488
11/6/89	L	13-31	Candlestick Park	60,667
9/10/90	L	12-13	Louisiana Superdome	68,629
12/23/90	W	13-10	Candlestick Park	60,112
11/10/91	W	10-3	Louisiana Superdome	68,591
12/1/91	L	24-38	Candlestick Park	62,092
9/27/92	L	10-16	Louisiana Superdome	68,591
11/15/92	L	20-21	Candlestick Park	64,895
9/26/93	W	16-13	Louisiana Superdome	69,041
11/22/93	L	7-42	Candlestick Park	66,500
9/25/94	L	13-24	Candlestick Park	63,971
11/28/94	L	14-35	Louisiana Superdome	61,304
9/3/95	L	22-24	Louisiana Superdome	66,627
10/29/95	W	11-7	3Com Park	65,272
9/1/96	L	11-27	3Com Park	63,970
11/3/96	L	17-24	Louisiana Superdome	53,297
9/14/97	L	7-33	3Com Park	61,838
10/26/97	L	0-23	Louisiana Superdome	60,443
10/11/98	L	0-31	Louisiana Superdome	62,811
11/22/98	L	20-31	3Com Park	68,429
9/19/99	L	21-28	3Com Park	67,685
11/14/99	W	24-6	Louisiana Superdome	52,198
11/5/00	W	31-15	Louisiana Superdome	64,900
12/10/00	W	31-27	3Com Park	67,892
11/11/01	L	27-28	3Com Park	68,083
1/6/02	L	0-38	Louisiana Superdome	70,020
10/20/02	W	35-27	Louisiana Superdome	67,903
9/19/04	W	30-27	Louisiana Superdome	64,900
12/03/06	W	34-10	Louisiana Superdome	68,241
10/28/07	W	31-10	Monster Park	68,244
9/28/08	W	31-17	Louisiana Superdome	70,008
9/20/10	W	25-22	Candlestick Park	69,732
11/25/12	L	21-31	Mercedes-Benz Superdome	73,147
11/17/13	W	23-20	Mercedes-Benz Superdome	73,025
11/9/14	L	24-27	Mercedes-Benz Superdome	73,129
11/6/16	W	41-23	Levi's Stadium	70,178
12/8/19	L	46-48	Mercedes-Benz Superdome	73,038
11/15/20	W	27-13	Mercedes-Benz Superdome	5,979

SEATTLE SEAHAWKS [9-6-0]

11/21/76	W	51-27	Kingdome	61,865
11/18/79	L	24-38	Kingdome	60,055
11/10/85	L	3-27	Louisiana Superdome	47,365
10/16/88	W	20-19	Kingdome	63,569
9/1/91	W	27-24	Louisiana Superdome	68,492

11/16/97	W	20-17	Louisiana Superdome	50,493
9/17/00	L	10-20	Husky Stadium	59,513
9/7/03	L	10/27	Seahawks Stadium	52,250
9/12/04	L	7-21	Louisiana Superdome	64,900
10/14/07	W	28-17	Qwest Field	68,296
11/21/10	W	34-19	Louisiana Superdome	70,015
12/2/13	L	7-34	CenturyLink Field	68,387
10/30/16	W	25-20	Mercedes-Benz Superdome	73,188
9/22/19	W	33-27	CenturyLink Field	69,005
10/25/21	W	13-10	CenturyLink Field	68,563

TAMPA BAY BUCCANEERS [39-21]

12/11/77	L	14-33	Louisiana Superdome	40,124
12/17/78	W	17-10	Tampa Stadium	51,207
10/14/79	W	42-14	Tampa Stadium	67,640
11/29/81	L	14-31	Louisiana Superdome	62,209
12/5/82	L	10-13	Louisiana Superdome	61,709
10/23/83	W	24-21	Tampa Stadium	48,242
9/9/84	W	17-13	Louisiana Superdome	54,686
9/22/85	W	20-13	Louisiana Superdome	45,320
10/19/86	W	38-7	Louisiana Superdome	43,355
12/6/87	W	44-34	Louisiana Superdome	66,471
9/25/88	W	13-9	Louisiana Superdome	66,671
9/24/89	L	10-20	Tampa Stadium	44,053
11/11/90	W	35-7	Louisiana Superdome	67,865
10/20/91	W	23-7	Louisiana Superdome	68,591
11/19/92	W	23-21	Louisiana Superdome	68,591
9/18/94	W	9-7	Tampa Stadium	45,522
11/24/96	L	7-13	Houlihan's Stadium	40,203
10/25/98	W	9-3	Louisiana Superdome	52,695
11/7/99	L	16-31	Louisiana Superdome	47,129
12/23/01	L	12-48	Raymond James Stadium	65,526
9/8/02	W	26-20	Raymond James Stadium	65,554
12/1/02	W	23-20	Louisiana Superdome	68,226
11/2/03	W	17-14	Raymond James Stadium	65,524
12/7/03	L	7-14	Louisiana Superdome	68,442
10/10/04	L	17-20	Louisiana Superdome	64,900
12/19/04	W	21-17	Raymond James Stadium	65,075
12/4/05	L	3-10	Tiger Stadium	34,411
1/1/06	L	13-27	Raymond James Stadium	65,379
10/8/06	W	24-21	Louisiana Superdome	68,183
11/5/06	W	31-14	Raymond James Stadium	65,561
9/16/07	L	14-31	Raymond James Stadium	65,178
12/2/07	L	23-27	Louisiana Superdome	70,009
9/7/08	W	24-20	Louisiana Superdome	69,881
11/30/08	L	20-23	Raymond James Stadium	64,430
11/22/09	W	38-7	Raymond James Stadium	62,720
12/27/09	L	17-20	Louisiana Superdome	70,021
10/17/10	W	31-6	Raymond James Stadium	51,759
1/2/11	L	13-23	Louisiana Superdome	70,068
10/16/11	L	20-26	Raymond James Stadium	56,590
11/6/11	W	27-16	Mercedes-Benz Superdome	73,043
10/21/12	W	35-28	Raymond James Stadium	58,905
12/16/12	W	41-0	Mercedes-Benz Superdome	73,096
9/15/13	W	16-13	Raymond James Stadium	60,870
12/29/13	W	42-17	Mercedes-Benz Superdome	73,150
10/5/14	W	37-31	Mercedes-Benz Superdome	73,004
12/28/14	W	23-20	Raymond James Stadium	59,952
9/20/15	L	19-26	Mercedes-Benz Superdome	73,006
12/13/15	W	24-17	Raymond James Stadium	62,138
12/11/16	L	11-16	Raymond James Stadium	62,140
12/24/16	W	31-24	Mercedes-Benz Superdome	73,177
11/5/17	W	30-10	Mercedes-Benz Superdome	73,121
12/31/17	L	24-31	Raymond James Stadium	55,376
9/9/18	L	40-48	Mercedes-Benz Superdome	73,038
12/9/18	W	28-14	Raymond James Stadium	53,495
10/6/19	W	31-24	Mercedes-Benz Superdome	73,029
11/17/19	W	34-17	Raymond James Stadium	54,333
9/13/20	W	34-23	Mercedes-Benz Superdome	69,170
11/8/20	W	38-3	Raymond James Stadium	15,740
10/31/21	W	36-27	Caesars Superdome	69,170
12/19/21	W	9-0	Raymond James Stadium	65,744

SERIES RECORDS

TENNESSEE TITANS [6-9-1]

10/3/71	T	13-13	Astrodome	47,966
10/3/76	L	26-31	Louisiana Superdome	51,973
12/10/78	L	12-17	Louisiana Superdome	63,169
11/22/81	W	27-24	Astrodome	49,581
9/30/84	W	27-10	Astrodome	43,108
12/13/87	W	24-10	Louisiana Superdome	68,257
10/21/90	L	10-23	Astrodome	57,908
9/5/93	W	33-21	Louisiana Superdome	69,029
11/10/96	L	14-31	Louisiana Superdome	34,121
10/17/99	L	21-24	Louisiana Superdome	51,875
9/21/03	L	12-27	The Coliseum	68,809
9/24/07	L	14-31	Louisiana Superdome	70,002
12/11/11	W	22-17	LP Field	69,143
11/8/15	L	28-34 ot	Mercedes-Benz Superdome	73,075
12/22/19	W	38-28	Nissan Stadium	66,756
11/14/21	L	21-23	Nissan Stadium	69,414

Minnesota Vikings (1-4)

1/3/87	L	10-44	Louisiana Superdome*	68,127
1/6/01	L	16-34	Metrodome#	63,881
1/24/10	W	31-28 ot	Louisiana Superdome%	71,276
1/14/18	L	24-29	U.S. Bank Stadium#	66,612
1/5/20	L	20-26 ot	Mercedes-Benz Superdome*	73,038

Philadelphia Eagles (3-1)

1/3/93	L	20-36	Louisiana Superdome*	68,893
1/13/07	W	27-24	Louisiana Superdome#	70,001
1/4/14	W	26-24	Lincoln Financial Field*	69,144
1/13/19	W	20-14	Mercedes-Benz Superdome#	73,027

Los Angeles/St. Louis Rams (1-1)

12/30/00	W	31-28	Louisiana Superdome*	64,900
1/20/18	L	23-26 ot	Mercedes-Benz Superdome%	73,028

San Francisco 49ers (0-1)

1/14/12	L	32-36	Candlestick Park#	69,732
---------	---	-------	-------------------	--------

Seattle Seahawks (0-2)

1/8/11	L	36-41	Qwest Field*	66,336
1/11/14	L	15-23	CenturyLink Field#	68,388

Tampa Bay Buccaneers (0-1)

1/17/21	L	20-30	Mercedes-Benz Superdome#	3,750
---------	---	-------	--------------------------	-------

* - NFC Wild Card Playoff; # - NFC Divisional Playoff
% - NFC Championship; \$ - Super Bowl

WASHINGTON COMMANDERS [11-17-0]

9/24/67	L	10-30	Tulane Stadium	74,937
12/17/67	W	30-14	D.C. Stadium	50,486
9/22/68	W	37-17	Tulane Stadium	65,941
9/21/69	L	20-26	Tulane Stadium	73,147
12/14/69	L	14-17	R.F.K. Stadium	50,354
10/31/71	L	14-24	R.F.K. Stadium	53,041
10/28/73	W	19-3	Tulane Stadium	66,315
9/21/75	L	3-41	R.F.K. Stadium	54,414
10/28/79	W	14-10	R.F.K. Stadium	52,133
10/26/80	L	14-22	R.F.K. Stadium	51,375
12/26/82	L	10-27	Louisiana Superdome	48,667
10/5/86	L	6-14	Louisiana Superdome	57,378
11/6/88	L	24-27	R.F.K. Stadium	54,183
10/1/89	L	14-16	Louisiana Superdome	64,358
11/18/90	L	17-31	R.F.K. Stadium	52,573
11/23/92	W	20-3	Louisiana Superdome	68,591
9/11/94	L	24-38	Louisiana Superdome	58,049
12/30/01	L	10-40	Louisiana Superdome	70,020
10/13/02	W	43-27	FedExField	80,768
11/30/03	W	24-20	FedExField	76,821
12/17/06	L	10-16	Louisiana Superdome	69,052
9/14/08	L	24-29	FedExField	88,246
12/6/09	W	33-30 ot	FedExField	84,520
9/9/12	L	32-40	Mercedes-Benz Superdome	72,180
11/15/15	L	14-47	FedExField	75,086
11/19/17	W	34-31 ot	Mercedes-Benz Superdome	73,138
10/8/18	W	43-19	Mercedes-Benz Superdome	73,028
10/10/21	W	33-22	FedExField	50,137

POSTSEASON

Arizona Cardinals (1-0)

1/16/10	W	45-14	Louisiana Superdome#	70,149
---------	---	-------	----------------------	--------

Atlanta Falcons (0-1)

12/28/91	L	20-27	Louisiana Superdome*	68,794
----------	---	-------	----------------------	--------

Carolina Panthers (1-0)

1/7/18	W	31-26	Mercedes-Benz Superdome*	73,186
--------	---	-------	--------------------------	--------

Chicago Bears (1-2)

1/6/91	L	6-16	Soldier Field*	60,767
1/21/07	L	14-39	Soldier Field%	61,817
1/10/21	W	21-9	Mercedes-Benz Superdome*	3,000

Detroit Lions (1-0)


1/7/12	W	45-28	Mercedes-Benz Superdome*	73,038
--------	---	-------	--------------------------	--------

Indianapolis Colts (1-0)

2/7/10	W	31-17	Sun Life Stadium\$	74,059
--------	---	-------	--------------------	--------

ATTENDANCE FIGURES

Year	COMBINED			HOME			ROAD		
	Total	Games	Avg.	Total	Games	Avg.	Total	Games	Avg.
1967	901,971	14	64,427	528,242	7	75,463	373,729	7	53,390
1968	882,121	14	63,009	519,426	7	74,203	362,695	7	51,814
1969	921,972	14	65,855	521,133	7	74,447	400,839	7	57,262
1970	843,342	14	60,238	483,234	7	69,033	360,108	7	51,444
1971	932,267	14	66,590	550,578	7	78,654	381,689	7	54,527
1972	880,545	14	62,896	467,686	7	66,812	412,859	7	58,980
1973	794,900	14	56,779	451,566	7	64,509	343,334	7	49,048
1974	788,156	14	56,296	452,236	7	64,605	335,920	7	47,988
1975	633,807	14	45,272	319,066	7	45,581	314,741	7	44,963
1976	714,135	14	51,010	359,631	7	51,376	354,504	7	50,643
1977	655,079	14	46,791	334,502	7	47,786	321,577	7	45,940
1978	850,823	16	53,176	457,613	8	57,202	393,210	8	49,151
1979	939,175	16	58,698	495,260	8	61,907	443,915	8	55,489
1980	807,652	16	50,478	384,855	8	48,109	422,797	8	52,850
1981	891,207	16	55,700	440,708	8	55,089	450,499	8	55,700
1982	467,978	9	51,988	255,726	5	51,145	212,252	4	53,063
1983	891,883	16	55,743	525,083	8	65,635	366,800	8	45,850
1984	884,588	16	55,287	472,625	8	59,078	411,963	8	51,495
1985	799,050	16	49,963	388,795	8	49,941	410,255	8	51,282
1986	864,368	16	54,023	453,672	8	56,709	410,696	8	51,337
1987	774,297	15	51,620	420,873	7	60,125	353,424	8	44,178
1988	960,942	16	60,059	531,156	8	66,395	429,786	8	53,723
1989	916,534	16	57,283	488,998	8	61,124	427,536	8	53,442
1990	997,722	16	62,358	536,438	8	67,055	461,284	8	57,661
1991	1,008,934	16	63,058	548,655	8	68,582	460,279	8	57,535
1992	977,552	16	61,097	548,728	8	68,591	428,824	8	53,603
1993	979,133	16	61,196	541,300	8	67,663	437,833	8	54,730
1994	903,213	16	56,451	469,900	8	58,738	433,313	8	54,164
1995	854,771	16	53,423	400,589	8	50,074	454,182	8	56,772
1996	736,864	16	46,054	301,998	8	37,750	434,866	8	54,358
1997	911,223	16	56,951	443,614	8	55,452	467,609	8	58,451
1998	922,225	16	57,639	436,473	8	54,559	485,752	8	60,719
1999	945,488	16	59,093	410,147	8	51,268	535,341	8	66,918
2000	980,533	16	61,283	504,315	8	63,039	476,218	8	59,527
2001	1,111,335	16	69,458	560,472	8	70,059	550,863	8	68,858
2002	1,068,183	16	66,761	542,796	8	67,849	525,387	8	65,673
2003	1,072,640	16	67,040	548,894	8	68,612	523,746	8	65,468
2004	985,096	16	61,568	513,178	8	64,147	471,918	8	58,989
2005	970,678	16	60,667	417,270	8	52,159	553,408	8	69,176
2006	1,108,045	16	69,253	550,470	8	68,809	557,575	8	69,697
2007	1,093,544	16	68,347	560,036	8	70,005	533,508	8	66,689
2008	1,125,938	16	70,371	573,876	8	71,735	552,062	8	69,008
2009	1,116,009	16	69,751	560,840	8	70,105	555,169	8	69,396
2010	1,113,131	16	69,751	560,304	8	70,038	552,827	8	69,103
2011	1,106,095	16	69,130	584,336	8	73,042	521,759	8	65,219
2012	1,163,696	16	72,731	583,107	8	72,888	580,589	8	72,574
2013	1,123,230	16	70,701	583,210	8	72,901	540,220	8	67,503
2014	1,133,987	16	70,874	584,900	8	73,112	549,087	8	68,636
2015	1,135,027	16	70,939	584,305	8	73,038	550,722	8	68,840
2016	1,141,039	16	71,315	584,876	8	73,110	556,163	8	69,520
2017	1,146,046	16	71,628	585,113	8	73,139	560,933	8	70,116
2018	1,147,430	16	71,714	584,411	8	73,051	563,019	8	70,377
2019	1,044,004	16	65,250	584,660	8	73,082	532,397	8	66,550
2020	48,429	16	3,027	22,476	8	2,810	25,953	8	3,244
2021	1,223,021	17	71,942	519,432	8	64,929	597,672	9	66,408
Totals	51,392,563	851	60,391	26,611,307	425	62,614	24,725,916	426	58,042



ATTENDANCE FIGURES

LARGEST HOME CROWDS

Tulane Stadium (1967-74)			
Date	Att.	Opponent	
11/3/68	84,728	Dallas	
11/12/67	83,437	Dallas	
11/26/67	83,437	Atlanta	
11/21/71	83,130	Minnesota	
11/7/71	83,102	Oakland	
10/17/71	83,088	Dallas	
9/26/71	81,595	San Francisco	
9/17/67	80,879	Los Angeles Rams	
10/19/69	80,636	Baltimore Colts	
9/28/69	79,567	Dallas	

Caesars Superdome (1975-2004, 2006-present)			
Date	Att.	Opponent	
11/24/14	73,373	Baltimore Ravens-MN	
11/10/19	73,283	Atlanta	
10/29/17	73,192	Chicago	
10/30/16	73,188	Seattle	
12/24/17	73,188	Atlanta	
12/24/16	73,177	Tampa Bay	
12/3/17	73,171	Carolina	
9/17/17	73,168	New England	
12/21/14	73,164	Atlanta	
12/29/13	73,150	Tampa Bay	
11/25/12	73,147	San Francisco	
10/26/14	73,146	Green Bay - SN	

LARGEST ROAD CROWDS

Date	Att.	Opponent	Stadium
11/25/10	93,985	Dallas	Cowboys Stadium
11/29/18	93,004	Dallas-TN	AT&T Stadium
12/23/12	92,570	Dallas	Cowboys Stadium
9/28/14	91,176	Dallas-SN	AT&T Stadium
9/14/08	88,246	Washington	FedExField
12/6/09	84,520	Washington	FedExField
10/1/17	84,423	Miami	Wembley Stadium
12/9/12	81,437	New York Giants	MetLife Stadium
10/13/02	80,768	Washington	FedExField
12/24/06	78,539	New York Giants	Giants Stadium

LARGEST PLAYOFF CROWDS

Date	Att.	Opponent	Stadium
2/7/10	74,059	Indianapolis	Sun Life Stadium
1/7/18	73,186	Carolina	Mercedes-Benz Superdome
1/7/12	73,038	Detroit	Mercedes-Benz Superdome
1/5/20	73,038	Minnesota	Mercedes-Benz Superdome
1/20/19	73,028	L.A. Rams	Mercedes-Benz Superdome
1/13/19	73,027	Philadelphia	Mercedes-Benz Superdome
1/24/10	71,276	Minnesota	Superdome
1/16/10	70,149	Arizona	Superdome
1/13/07	70,001	Philadelphia	Superdome
1/14/12	69,732	San Francisco	Candlestick Park
1/4/14	69,144	Philadelphia	Lincoln Financial Field
1/3/93	68,893	Philadelphia	Superdome
12/28/91	68,794	Atlanta	Superdome
1/11/14	68,388	Seattle	CenturyLink Field
1/3/87	68,127	Minnesota	Superdome
1/14/18	66,612	Minnesota	U.S. Bank Stadium
1/8/11	66,336	Seattle	Qwest Field
12/30/00	64,900	St. Louis Rams	Superdome
1/3/87	63,881	Minnesota	Metrodome

MN - Monday Night Football game; SN - Sunday Night Football game; TN - Thursday Night Football game

PRESEASON RESULTS

Home games in bold; * - Hall of Fame Game

1967 [5-1]

8/2	L.A. Rams (Anaheim, Calif.)	L, 7-16	26,364
8/12	St.L. Cards (Shreveport, La.)	W, 23-14	25,500
8/19	Pittsburgh (Baton Rouge, La.)	W, 20-17	35,000
8/26	San Fran. (Portland, Ore.)	W, 24-10	23,348
9/2	Miami (Charleston, S.C.)	W, 20-17	11,214
9/9	Atlanta	W, 27-14	67,486

1968 [2-4]

8/1	L.A. Rams (Anaheim, Calif.)	L, 7-21	29,505
8/10	Boston	W, 19-0	57,152
8/18	at Houston Oilers	L, 23-24	42,734
8/24	Cleveland	W, 40-27	70,045
8/31	at Atlanta	L, 10-16	49,832
9/6	Minn. (Shreveport, La.)	L, 17-20	23,000

1969 [2-4]

8/9	at San Diego	L, 7-10	31,683
8/16	at Denver	W, 28-22	28,356
8/23	Pittsburgh (Baton Rouge, La.)	L, 24-34	40,000
8/30	Atlanta	W, 21-17	69,898
9/6	Houston Oilers	L, 14-30	79,937
9/12	at Detroit	L, 7-42	30,312

1970 [4-2]

8/8	Minnesota (Canton, Ohio)*	W, 14-13	17,932
8/15	at Houston Oilers	W, 19-10	46,223
8/22	Detroit	L, 17-31	76,778
8/29	Boston (Jackson, Miss.)	W, 26-20	32,000
9/5	New York Jets	L, 14-27	78,581
9/12	San Diego	W, 20-14	63,904

1971 [0-6]

8/6	at Buffalo	L, 10-14	35,758
8/14	at Dallas	L, 21-36	73,560
8/21	Kansas City	L, 7-27	70,459
8/28	at San Diego	L, 7-22	35,405
9/4	Philadelphia	L, 0-34	60,487
9/12	Houston Oilers	L, 17-24	60,971

1972 [1-4-1]

8/7	at Philadelphia	W, 13-10	53,372
8/12	Buffalo	L, 21-24	66,762
8/19	Dallas	L, 7-30	81,070
8/26	San Diego	L, 14-16	64,506
9/2	Pittsburgh (Memphis, Tenn.)	L, 7-56	43,302
9/10	at Houston Oilers	T, 14-14	44,571

1973 [1-5]

8/4	at Kansas City	L, 6-12	67,216
8/11	at Miami	L, 13-14	80,050
8/18	at Dallas	L, 14-24	61,022
8/25	New England	L, 6-31	64,131
9/1	New York Jets	L, 17-28	67,434
9/8	Houston Oilers	W, 16-10	62,339

1974 [3-3]

8/3	Pittsburgh	L, 7-26	45,339
8/10	at Miami	L, 20-45	41,524
8/18	at New England	L, 3-7	20,456
8/24	Dallas	W, 16-7	56,563
8/31	New York Jets	W, 24-7	59,829
9/7	at Houston Oilers	W, 24-16	35,103

1975 [2-4]

8/6	Houston Oilers	L, 7-13	72,434
8/16	Denver	W, 24-21	40,089
8/23	Miami	L, 10-20	61,253
8/30	Baltimore Colts	W, 27-3	60,643
9/6	at Pittsburgh	L, 13-24	47,341
9/13	at Cincinnati	L, 0-20	48,453

1976 [4-2]

7/31	Pittsburgh	L, 14-24	56,039
8/7	at Houston Oilers	W, 13-10	38,675
8/13	at Buffalo	W, 21-14	36,110
8/20	at Baltimore Colts	W, 26-20 ot	38,879
8/28	Cincinnati	W, 13-10	60,044
9/4	Miami	L, 7-20	63,383

1977 [5-1]

8/6	at Chicago	W, 20-14	55,163
8/13	New York Giants	W, 23-7	49,900
8/20	Buffalo	W, 20-17	66,282
8/27	New York Jets	L, 14-20	49,455
9/3	at Miami	W, 17-10	39,970
9/10	Houston Oilers	W, 20-16	49,964

1978 [2-2]

8/5	Phil. (Mexico City, Mexico)	W, 14-7	30,000
8/12	Miami	L, 17-31	54,105
8/19	Tampa Bay	L, 3-14	49,042
8/26	at Houston Oilers	W, 17-3	49,554

1979 [1-3]

8/3	at Miami	L, 7-14	44,704
8/11	Chicago	L, 6-13	45,085
8/18	at Tampa Bay	L, 7-14	49,042
8/24	Houston Oilers	W, 10-7	54,469

1980 [1-3]

8/9	St. Louis Cardinals	W, 17-13	57,923
8/17	at Houston Oilers	L, 17-20	43,376
8/23	at Detroit	L, 17-40	49,631
8/29	Miami	L, 0-20	50,635

1981 [3-1]

8/8	Baltimore Colts	W, 24-23	46,792
8/15	Houston Oilers	W, 27-7	67,562
8/23	Phil. (Syracuse, N.Y.)	L, 6-37	28,001
8/29	Detroit	W, 20-17 ot	52,090



PRESEASON RESULTS

1982 [1-3]

8/12	at Houston Oilers	L, 20-22	44,599
8/21	Kansas City	W, 6-3	46,585
8/28	Cleveland	L, 17-20	55,689
9/3	at Minnesota	L, 21-24	59,810

1983 [3-2]

7/30	Pittsburgh (Canton, Ohio)*	L, 14-27	23,909
8/6	at Tampa Bay	L, 17-20	53,111
8/13	at Miami	W, 19-17	38,735
8/20	Houston Oilers	W, 20-13	60,430
8/27	New York Jets	W, 17-10	58,176

1984 [3-1]

8/4	at Kansas City	W, 34-20	34,230
8/11	Atlanta	W, 31-21	58,502
8/18	at Houston Oilers	W, 31-19	45,522
8/25	Washington	L, 9-14	52,040

1985 [1-3]

8/10	at New England	W, 32-20	27,014
8/17	Houston Oilers	L, 20-23	53,491
8/24	Tampa Bay	L, 10-14	49,337
8/30	at San Diego	L, 20-21	40,462

1986 [2-2]

8/9	at Denver	W, 10-7	47,408
8/16	New England	L, 34-38	54,364
8/23	at Houston Oilers	L, 13-24	38,617
8/30	Kansas City	W, 13-10	47,945

1987 [3-1]

8/15	Minnesota	W, 23-17	52,884
8/22	Houston Oilers	L, 13-16	51,562
8/29	Pittsburgh	W, 31-28	46,770
9/4	at Cincinnati	W, 26-14	46,289

1988 [2-2]

8/7	at Minnesota	W, 23-20	47,624
8/12	at Phoenix	W, 33-28	51,987
8/20	at Indianapolis	L, 6-18	54,117
8/27	Pittsburgh	L, 28-31	56,174

1989 [1-3]

8/12	Indianapolis	L, 7-31	57,771
8/19	at Buffalo	L, 7-10	48,512
8/28	Cincinnati	W, 27-10	51,150
9/1	Washington	L, 21-26	56,181

1990 [4-1]

8/5	L.A. Raiders (London, Eng.)	W, 17-10	63,106
8/11	at Minnesota	W, 13-10	48,154
8/18	Green Bay (Madison, Wis.)	L, 13-27	47,848

8/25	Buffalo	W, 28-23	51,959
8/31	Indianapolis	W, 17-14	54,796

1991 [2-2]

8/3	Minnesota	W, 18-3	58,953
8/10	Green Bay	W, 31-20	55,730
8/17	at Indianapolis	L, 28-34	50,896
8/24	at Miami	L, 24-28	44,099

1992 [3-1]

8/10	at Chicago	W, 34-31	53,846
8/17	Pittsburgh	W, 26-0	61,671
8/22	Houston Oilers	L, 3-33	61,194
8/27	Miami (Baltimore, Md.)	W, 17-3	60,021

1993 [4-1]

7/31	Philadelphia (Tokyo, Japan)	W, 28-16	49,363
8/7	Houston Oilers (San Ant., Texas)	W, 37-28	40,308
8/14	Green Bay (Madison, Wis.)	W, 26-17	59,523
8/23	Chicago	W, 20-14	61,149
8/27	Detroit	L, 16-17	60,700

1994 [1-3]

8/5	at New England	L, 6-24	37,800
8/13	at Minnesota	L, 17-21	46,067
8/19	Green Bay	L, 10-13	54,714
8/25	Dallas	W, 28-10	57,281

1995 [1-3]

8/5	Green Bay (Madison, Wis.)	L, 17-27	49,071
8/11	at New York Giants	L, 13-14	54,416
8/20	Seattle	L, 19-24	38,228
8/25	Detroit	W, 24-10	38,073

1996 [3-2]

7/27	Indianapolis (Canton, Ohio)*	L, 3-10	23,376
8/2	at Detroit	W, 23-22	35,782
8/10	at Kansas City	L, 6-42	65,710
8/17	Chicago	W, 31-21	35,246
8/23	Minnesota	W, 16-13	35,728

1997 [3-1]

8/2	at Tennessee	W, 21-12	22,811
8/9	Kansas City	W, 26-7	55,211
8/16	at Oakland	L, 18-16	36,771
8/22	at Chicago	W, 13-7	58,656

1998 [1-3]

8/8	at Green Bay	L, 7-31	60,080
8/14	at Denver	L, 10-17	70,937
8/22	Tennessee	L, 24-26	46,069
8/28	Tampa Bay	W, 10-6	43,774

PRESEASON RESULTS

1999 [2-2]

8/13	at Miami	W, 26-14	59,972
8/21	Indianapolis	L, 7-37	41,788
8/28	Green Bay	L, 17-38	53,074
9/2	at Tennessee	W, 12-11	63,634

2000 [1-3]

7/29	at New York Jets	L, 20-24	75,754
8/5	at Minnesota	W, 25-24	63,445
8/12	Indianapolis (W. Lafayette, Ind.)	L, 0-17	20,105
8/25	Miami	L, 17-22	46,955

2001 [1-3]

8/11	Minnesota (San Ant., Texas)	L, 21-28	46,752
8/18	Dallas	W, 16-10	53,249
8/24	at Denver	L, 24-31	74,063
9/1	at Seattle	L, 14-28	68,655

2002 [3-1]

8/10	Houston Texans	L, 10-13	67,356
8/15	at Miami	W, 24-7	56,930
8/24	at Cincinnati	W, 31-23	41,636
8/30	Indianapolis	W, 25-21	67,247

2003 [1-3]

8/11	Philadelphia	L, 17-27	67,594
8/16	at New York Jets	W, 22-17	76,527
8/23	at San Francisco	L, 12-27	63,153
8/28	Miami	L, 10-24	68,477

2004 [2-2]

8/13	New York Jets	W, 23-13	64,900
8/16	at Green Bay	L, 14-19	69,669
8/27	at Chicago	W, 17-13	61,208
9/3	Miami	L, 19-20	64,900

2005 [1-3]

8/12	Seattle	L, 15-34	38,529
8/18	at New England	W, 37-27	68,736
8/26	Baltimore Ravens	L, 6-21	44,485
9/1	at Oakland	L, 6-13	32,191

2006 [1-3]

8/12	at Tennessee	W, 19-16	69,143
8/21	Dallas (Shreveport, La.)	L, 7-30	45,162
8/26	Indianapolis (Jack., Miss.)	L, 6-21	44,485
9/1	at Kansas City	L, 9-10	70,456

2007 [3-2]

8/5	Pittsburgh (Canton, Ohio)*	L, 7-20	22,302
8/10	Buffalo	L, 10-13	70,003
8/18	at Cincinnati	W, 27-19	65,227
8/23	at Kansas City	W, 30-7	72,283
8/30	Miami	W, 7-0	68,926

2008 [2-2]

8/7	at Arizona	W, 24-10	63,109
8/16	Houston Texans	L, 27-31	70,009
8/23	at Cincinnati	W, 13-0	65,043
8/28	Miami	L, 10-14	70,008

2009 [3-1]

8/14	Cincinnati	W, 17-7	68,962
8/22	at Houston Texans	W, 38-14	70,107
8/29	at Oakland	W, 45-7	32,585
9/3	Miami	L, 7-10	68,681

2010 [2-2]

8/12	at New England	L, 24-27	68,756
8/21	Houston Texans	W, 38-20	70,025
8/27	San Diego	W, 36-21	70,031
9/2	at Tennessee	L, 24-27	69,143

2011 [2-2]

8/12	San Francisco	W, 24-3	72,578
8/20	at Houston Texans	L, 14-27	70,828
8/28	at Oakland	W, 40-20	34,322
9/1	Tennessee	L, 9-32	72,667

2012 [2-3]

8/5	Arizona (Canton, Ohio)*	W, 17-10	18,100
8/9	at New England	L, 6-7	68,756
8/17	Jacksonville	L, 24-27	72,056
8/25	Houston Texans	W, 34-27	72,082
8/30	at Tennessee	L, 6-10	69,143

2013 [3-1]

8/9	Kansas City	W, 17-13	72,080
8/16	Oakland	W, 28-20	72,122
8/25	at Houston Texans	W, 31-23	71,611
8/29	at Miami	L, 21-24	43,019

2014 [3-1]

8/8	at St. Louis Rams	W, 26-24	54,850
8/15	Tennessee	W, 31-24	73,002
8/23	at Indianapolis	W, 23-17	65,565
8/28	Baltimore Ravens	L, 13-22	73,004

2015 [0-4]

8/13	at Baltimore Ravens	L, 27-30	70,501
8/22	New England	L, 24-26	73,004
8/30	Houston Texans	L, 13-27	72,998
9/3	at Green Bay	L, 10-38	73,863

2016 [0-4]

8/11	at New England	L, 22-34	66,829
8/20	at Houston	L, 9-16	71,517
8/26	Pittsburgh	L, 14-27	73,002
9/1	Baltimore Ravens	L, 14-23	73,001



PRESEASON RESULTS

2017 [2-2]

8/10	at Cleveland	L, 14-20	58,779
8/20	at Los Angeles Chargers	W, 13-7	21,197
8/26	Houston Texans	W, 13-0	73,064
8/31	Baltimore Ravens	L, 13-14	73,097

2018 [3-1]

8/9	at Jacksonville	W, 24-20	62,354
8/17	Arizona	L, 15-20	73,065
8/25	at Los Angeles Chargers	W, 36-7	22,597
8/30	Los Angeles Rams	W, 28-0	73,029

2019 [2-2]

8/9	Minnesota	L, 25-34	73,018
8/18	at Los Angeles Chargers	W, 19-17	23,207
8/24	at New York Jets	W, 28-13	74,615
8/29	Miami Dolphins	L, 13-16	73,085

2021 [1-1]

8/14	at Baltimore	L, 14-17	70,035
8/23	Jacksonville	W, 23-21	69,170

PRESEASON RECORDS

Team	W	L	T	Pct.
Atlanta	3	1	0	.750
Baltimore	0	6	0	.000
Buffalo	3	4	0	.429
Carolina	0	0	0	.000
Chicago	6	1	0	.857
Cincinnati	7	1	0	.875
Cleveland	1	2	0	.333
Dallas	3	4	0	.429
Denver	3	2	0	.600
Detroit	3	4	0	.429
Green Bay	2	7	0	.222
Houston	5	5	0	.500
Indianapolis	6	7	0	.462
Jacksonville	2	1	0	.667
Kansas City	6	4	0	.600

Team	W	L	T	Pct.
L.A. Chargers	5	4	0	.556
L.A. Rams	2	2	0	.500
Miami	7	15	0	.318
Minnesota	7	5	0	.583
New England	4	8	0	.333
N.Y. Giants	1	1	0	.500
N.Y. Jets	5	4	0	.556
Raiders	4	2	0	.667
Philadelphia	3	3	0	.500
Pittsburgh	3	9	0	.333
San Francisco	2	1	0	.667
Seattle	0	3	0	.000
Tampa Bay	1	4	0	.200
Tennessee	15	14	1	.517
Washington	0	2	0	.000
Totals	109	124	1	.468

SAINTS STATISTICS

1967

RECORD: 3-11

FINISH: 4TH-CAPITOL

Date	W/L	Score	Opponent	Attendance	RUSHING	No	Yds	Avg	LG	TD	PUNT	RET	Ret	FC	Yds	Avg	LG	TD
9/17	L	13-27	Los Angeles	80,879	Taylor	130	390	3.0	16	2	Roberts	11	12	50	4.5	11	0	
9/24	L	10-30	Washington	74,937	Wheelwright	59	198	3.4	13	0	Gilliam	7	6	13	1.9	8	0	
10/1	L	7-42	Cleveland	77,045	Kilmer	20	142	7.1	31	1	Brown	3	2	1	0.3	13	0	
10/8	L	21-27	at New York Giants	62,670	Barrington	34	121	3.6	22	0	Douglas	2	1	15	7.5	12	0	
10/15	L	10-14	at Dallas	64,128	Schultz	32	117	3.7	22	2	Saints	23	21	79	3.4	13	0	
10/22	L	13-27	at San Francisco	34,285	McCall	21	86	4.1	49	1	Opponents	35	14	261	7.5	29	0	
10/29	L	10-14	Pittsburgh	68,911	Cuozzo	19	43	2.3	10	1								
11/5	W	31-24	Philadelphia	59,596	Gilliam	7	41	5.9	19	0	KICKOFF RET	No	Yds	Avg	LG	TD		
11/12	L	10-27	Dallas	83,437	McNeill	4	38	9.5	25	0	Roberts	28	737	26.3	91	1		
11/19	L	21-48	at Philadelphia	60,751	Brown	8	16	2.0	7	2	Gilliam	16	481	30.1	94	1		
12/6	W	27-24	Atlanta	83,437	Saints	334	1192	3.6	49	9	Barrington	7	113	16.1	27	0		
12/3	L	20-31	at St. Louis	41,171	Opponents	469	2092	4.5	56	22	McCall	7	198	28.3	68	0		
12/10	L	10-30	at Baltimore	60,238							Brown	5	103	20.6	26	0		
12/17	W	30-14	at Washington	50,486	RECEIVING	No	Yds	Avg	LG	TD	Jordan	3	56	18.7	27	0		

TEAM STATISTICS

TEAM STATISTICS	N.O.	OPP.
TOTAL FIRST DOWNS	219	276
Rushing	67	114
Passing	135	138
Penalty	17	24

POSSESSION AVG.

TOTAL NET YARDS	3790	4928
Avg. Per Game	270.7	352.0
Total Plays	864	902
Avg. Per Play	4.4	5.5

NET YARDS RUSHING

NET YARDS RUSHING	1192	2092
Avg. Per Game	85.1	149.4
Total Rushes	334	469
Avg. Per Rush	3.6	3.4

NET YARDS PASSING

NET YARDS PASSING	2598	2836
Avg. Per Game	185.6	202.6
Sacked/Yards Lost	52/391	23/199
Gross Yards	2989	3035
Att./Completions	478/237	410/207
Completion Pct.	49.6	50.5
Had Intercepted	23	22

PUNTS/AVERAGE

PUNTS/AVERAGE	74/42.9	63/39.9
NET PUNTING AVG.	74/37.5	63/37.3
PENALTIES/YARDS	76/785	83/844

FUMBLES/BALL LOST

FUMBLES/BALL LOST	21/14	21/10
TOUCHDOWNS	27	48
Rushing	9	22
Passing	13	25
Returns	5	1

SCORING

SCORING	TD	Ru	Pa	Rt	PAT	FG	S	TP
Durkee	0	0	0	0	27/27	14/32	0	69
Abramowicz	6	0	6	0	0	0	0	36
Roberts	5	0	3	2	0	0	0	30
Brown	2	2	0	0	0	0	0	12
Gilliam	2	0	1	0	0	0	0	12
Kramer	2	0	2	0	0	0	0	12
McCall	2	1	1	0	0	0	0	12
Schultz	2	2	0	0	0	0	0	12
Taylor	2	2	0	0	0	0	0	12
Whitsell	2	0	2	0	0	0	0	12
Cuozzo	1	1	0	0	0	0	0	6
Kilmer	1	1	0	0	0	0	0	6
Anderson	0	0	0	0	0	1	2	0
Saints	27	9	13	5	27/27	14/32	1	233
Opponents	48	22	25	1	46/48	15/29	0	379

SACKS: Saints 23.0, Opp. 52.0

Score by Periods	1	2	3	4	OT	TOT
Saints	40	75	66	52	0	233
Opponents	57	128	74	120	0	379

PUNTING	No	Yds	Avg	Net	TB	LG	B
Saints	74	3174	42.9	37.5	7	66	0
Opponents	63	2511	39.9	37.3	4	68	0


INTERCEPTIONS	No	Yds	Avg	LG	TD
Saints	10	178	17.8	41	2
Opponents	3	57	19.0	23	0

1967 NFL CAPITOL STANDINGS	W	L	T	Pct.
Saints Finish: 4th place	9	5	0	.643
New Orleans	3	11	0	.214

FIELD GOALS	1-19	20-29	30-39	40-49	50+
Saints	3/3	2/8	6/7	3/11	0/3
Opponents	3/8	6/7	4/6	1/7	1/1

Opponents	No	Yds	Avg	LG	TD
Opponents	23	303	13.2	88	0

PASSING	Att	Cmp	Yds	Cmp%	Yds/Att	TD	TD%	Int	Int%	Long	Sk/Yds	Rating
Cuozzo	260	134	1562	51.5	6.01	7	2.7	12	4.6	49	33/236	59.8
Kilmer	204	97	1341	47.5	6.57	6	2.9	11	5.4	96	18/147	56.4
Wood	11	5	62	45.5	5.64	0	0.0	0	0.0	27	1/8	63.4
Barrington	2	0	0	0.0	0.00	0	0.0	0	0.0	0	0/0	39.6
McNeill	1	1	24	100.0	24.00	0	0.0	0	0.0	24	0/0	118.8
Saints	478	237	2989	49.6	6.25	13	2.7	23	4.8	96	52/391	58.5
Opponents	410	207	3035	50.5	7.40	25	6.1	22	5.4	76	23/199	73.0



SAINTS STATISTICS

1968

RECORD: 4-9-1

FINISH: 3RD-CENTURY

Date	W/L	Score	Opponent	Attendance	RUSHING	No	Yds	Avg	LG	TD	PUNT	RET	Ret	FC	Yds	Avg	LG	TD
9/15	L	10-24	Cleveland	74,215	McCall	155	637	4.1	48	4	Gilliam	15	7	60	4.0	21	0	
9/22	W	31-17	Washington	65,941	Lorick	104	344	3.3	36	0	Brown	8	1	60	7.5	53t	1	
9/29	L	20-21	St. Louis	79,021	Schultz	43	152	3.5	15	0	Howard	8	5	42	5.3	12	0	
10/6	L	21-38	at New York Giants	69,967	Barrington	45	111	2.5	22	0	Nevelt	3	0	-9	-3.0	0	0	
10/13	W	20-17	Minnesota	71,105	Wheelwright	21	99	4.7	15	1	Douglas	0	1	0	—	—	0	
10/20	W	16-12	at Pittsburgh	32,303	Kilmer	21	99	4.6	22	2	Saints	34	14	153	4.5	53t	1	
10/27	L	17-31	at St. Louis	45,476	Gilliam	2	36	18.0	29	0	Opponents	30	17	320	10.7	86t	1	
11/3	L	3-17	Dallas	84,728	Abramowicz	2	27	13.5	18	0								
11/10	L	17-35	at Cleveland	71,025	Poage	1	22	22.0	22	0	KICKOFF	RET	No	Yds	Avg	LG	TD	
11/17	L	7-29	at Green Bay (Mil.)	49,644	South	4	5	1.3	2	0	Howard	23	533	23.2	36	0		
11/24	T	20-20	at Detroit	46,152	Baker	4	2	0.5	3	0	Gilliam	15	328	21.9	48	0		
12/1	L	17-23	Chicago	76,285	McNeill	2	1	0.5	15	0	Brown	8	137	17.1	28	0		
12/8	L	17-29	at Philadelphia	57,128	Whitsell	1	-1	-1.0	-1	0	Nevelt	2	94	47.0	31	0		
12/15	W	24-14	Pittsburgh	66,131	Sweetan	4	-5	-1.3	2	0	Douglas	1	10	10.0	10	0		

TEAM STATISTICS

TOTAL FIRST DOWNS 224

Rushing 80

Passing 122

Penalty 22

POSSESSION AVG.

TOTAL NET YARDS 3863

Avg. Per Game 275.9

Total Plays 881

Avg. Per Play 4.4

NET YARDS RUSHING

Avg. Per Game 109.1

Total Rushes 409

NET YARDS PASSING 2336

Avg. Per Game 166.9

Sacked/Yards Lost 33/213

Gross Yards 2549

Att./Completions 439/210

Completion Pct. 47.8

Had Intercepted 29

PUNTS/AVERAGE

NET PUNTING AVG. 75/32.3

PENALTIES/YARDS 82/843

FUMBLES/BALL LOST 19/11

TOUCHDOWNS

Rushing 7

Passing 17

Returns 3

Score by Periods 1 2 3 4 OT TOT

Saints 71 79 51 45 0 246

Opponents 44 95 67 121 0 327

SCORING

Durkee 0 0 0 0 0 27/27 19/37 0 84

Abramowicz 7 0 7 0 0 0 42

McCall 6 4 2 0 0 0 36

Lorick 3 0 3 0 0 0 18

Hester 2 0 2 0 0 0 12

Kilmer 2 2 0 0 0 0 12

Stickles 2 0 2 0 0 0 12

Barrington 1 0 1 0 0 0 6

Brown 1 0 0 1 0 0 6

Burris 1 0 0 1 0 0 6

Wheelwright 1 1 0 0 0 0 6

Whitsell 1 0 0 1 0 0 6

Saints 27 7 17 3 27/27 19/37 0 246

Opponents 42 13 25 4 37/42 12/27 1 327

SACKS: Saints 34.0, Opp. 33.0

RECEIVING

No Yds Avg LG TD

Abramowicz 54 890 16.5 47 7

Lorick 26 272 10.5 29 3

McCall 26 270 10.4 25 2

Parks 25 258 10.3 41 0

Gilliam 24 284 11.8 39 0

Hester 17 300 17.6 51 2

Stickles 15 206 13.7 35 2

Schultz 12 34 2.8 14 0

Barrington 9 33 3.7 10 1

Poage 1 11 11.0 11 0

Wheelwright 1 -9 -9.0 -9 0

Saints 210 2549 12.1 51 17

Opponents 153 2483 16.2 68t 25

INTERCEPTIONS

No Yds Avg LG TD

Whitsell 6 44 7.3 32 0

Burris 3 129 43.0 94t 1

Gene Howard 3 51 17.0 35 0

Whittingham 1 16 16.0 16 0

Kimbrough 1 15 15.0 15 0

Cordileone 1 7 7.0 7 0

Kelley 1 0 0.0 0 0

Saints 16 262 16.4 94t 1

Opponents 29 294 10.1 51t 2

PUNTING

No Yds Avg Net TB 120 LG B

McNeill 49 2009 41.0 32.8 4 58 1

South 14 387 27.6 27.6 0 44 0

Fraser 11 391 35.5 35.6 0 56 0

Lorick 1 36 36.0 36.0 0 36 0

Saints 75 2823 37.6 32.3 4 58 1

Opponents 69 2813 40.8 37.4 4 84 1

FIELD GOALS

1-19 20-29 30-39 40-49 50+

Durkee 3/3 3/4 9/14 4/11 0/5

Saints 3/3 3/4 9/14 4/11 0/5

Opponents 1/2 5/6 1/6 4/11 1/2

Durkee: (38N, 47N, 40G) (51N, 17G, 28G, 40G)

(42N, 34B, 21G, 36G) (43N, 52N, 54N) (32G, 42G)

(23G, 37G, 31G) (47B, 32G) (57N, 37N, 38G) (52N,

25N, 42G) () (41N, 31G, 31G) (32N, 19G) (49N,

10G) (37N, 45N, 31G)

1968 NFL CENTURY STANDINGS

Saints Finish: 3rd place

W L T Pct.

Cleveland 10 4 0 714

St. Louis 9 4 4 692

New Orleans 4 9 1 321

Pittsburgh 2 11 1 154

PASSING	Att	Cmp	Yds	Cmp%	Yds/Att	TD	TD%	Int	Int%	Long	Stk/Yds	Rating
Kilmer	315	167	2060	53.0	6.54	15	4.8	17	5.4	51	26/170	66.9
Sweetan	78	27	318	34.6	4.08	1	1.3	9	11.5	42	5/29	12.6
South	38	14	129	36.8	3.39	1	2.6	3	7.9	19	2/14	22.8
Barrington	6	2	42	33.3	7.00	0	0.0	0	0.0	23	0/0	59.0
McCall	1	0	0	0.0	0.00	0	0.0	0	0.0	0	0/0	39.6
Parks	1	0	0	0.0	0.00	0	0.0	0	0.0	0	0/0	39.6
Saints	439	210	2549	47.8	5.81	17	3.9	29	6.6	51	33/213	51.5
Opponents	366	153	2483	41.8	6.78	25	6.8	16	4.4	68t	34/297	69.7

SAINTS STATISTICS

1969

RECORD: 5-9

FINISH: 3RD-CAPITOL

Date	W/L	Score	Opponent	Attendance	RUSHING	No	Yds	Avg	LG	TD	PUNT RET	Ret	FC	Yds	Avg	LG	TD	
9/21	L	20-26	Washington	73,147	Livingston	181	761	4.2	18	5	Dodd	15	9	106	7.1	21	0	
9/28	L	17-21	Dallas	79,567	Baker	134	642	4.8	54	1	Howard	9	0	73	8.1	30	0	
10/5	L	17-36	at Los Angeles	54,879	Wheelwright	25	85	3.4	17	4	Thompson	4	1	25	6.3	12	0	
10/12	L	17-27	Cleveland	71,274	Shy	21	75	3.6	22	1	Barrington	1	0	8	8.0	8	0	
10/19	L	10-30	Baltimore	80,636	Abramowicz	3	61	20.3	28	0	Ward	1	1	5	5.0	5	0	
10/26	L	10-13	at Philadelphia	60,658	Barrington	7	33	4.7	17	1	Lorick	0	1	0	---	---	0	
11/2	W	51-42	at St. Louis	46,718	Kilmer	11	18	1.6	12	0	Saints	30	12	217	7.2	30	0	
11/9	L	17-33	at Dallas	68,282	Hargett	5	15	3.0	11	0	Opponents	27	5	176	6.5	39	0	
11/16	W	25-24	at New York Giants	62,927	Dodd	3	12	4.0	9	0								
11/23	W	43-38	San Francisco	71,448	Lorick	5	11	2.2	6	0	KICKOFF RET	7	Yds	Avg	LG	TD		
11/30	W	26-17	Philadelphia	72,805	Poage	1	-3	-3.0	-3	0	Barrington	17	394	23.2	54	0	0	
12/7	L	17-45	at Atlanta	57,021	Looney	3	-5	-1.7	4	0	Shy	16	447	27.9	57	0	0	
12/14	L	14-17	at Washington	50,354	Saints	399	1705	4.3	54	12	Howard	9	227	25.2	86	0	0	
12/21	W	27-24	Pittsburgh	72,256	Opponents	419	1835	4.4	66t	15	Dodd	8	171	21.4	28	0	0	

TEAM STATISTICS				RECEIVING												
TOTAL FIRST DOWNS	282	OPP	242	No	Yds	Avg	LG	TD	Yds	Avg	LG	TD				
Rushing	93		88	73	1015	13.9	49t	7	Newett	2	53	26.5	37	0		
Passing	158		131	Dodd	37	600	16.2	52	1	Hester	1	4	4.0	4	0	
Penalty	31		23	Baker	34	352	10.4	35	1	Presee	1	0	0.0	0	0	0

POSSESSION AVG.				FIELD GOALS					
TOTAL NET YARDS	4679	5018		1-19	20-29	30-39	40-49	50+	
Avg. Per Game	334.2	358.4		19	19	19	19	19	
Total Plays	879	822		Dempsey	5/6	6/7	3/6	7/11	1/11
Avg. Per Play	5.3	6.1		Saints	5/6	6/7	3/6	7/11	1/11
NET YARDS RUSHING	1705	1835		Opponents	6/7	4/4	4/8	2/9	0/1
Avg. Per Game	121.8	131.1							
Total Rushes	399	419							

NET YARDS PASSING				INTERCEPTIONS					
Avg. Per Game	212.4	227.4		No	Yds	Avg	LG	TD	
Sacked/Yards Lost	27/241	211/99		3	20	6.7	20	0	
Gross Yards	3215	3382		Whitsell	3	14	4.7	11	0
Att./Completions	453/245	382/200		Howard	2	0	0.0	0	0
Completion Pct.	54.1	52.4		Burns	1	24	24.0	24	0
Had Intercepted	20	12		Absher	1	7	7.0	7	0


PUNTS/AVERAGE				PENALTIES/YARDS					
NET PUNTING AVG.	49/36.6	58/36.1		No	Yds	Avg	LG	TD	
FUMBLES/BALL LOST	20/12	20/10		Thompson	1	2	2.0	2	0
TOUCHDOWNS	35	49		Saints	12	73	6.1	24	0
Rushing	12	15		Opponents	20	265	13.3	47	0
Passing	22	32							
Returns	1	2							

1969 NFL CAPITOL STANDINGS												
Saints Finish: 3rd place												
		W	L	T	Pct.							
Saints	37	109	96	69	0	311	Dallas	11	2	1	846	
Opponents	87	143	70	93	0	393	Washington	7	5	2	583	
							New Orleans	5	9	0	357	
							Philadelphia	4	9	1	308	

SCORING												
TD	Ru	Pa	Rt	PAT	FG	S	TP					
Dempsey	0	0	0	0	33/35	22/41	1	311				
Livingston	8	5	3	0			0	48				
Abramowicz	7	0	7	0			0	42				
Wheelwright	5	4	1	0			0	30				
Poage	4	0	4	0			0	24				
Parks	3	0	3	0			0	18				
Baker	2	1	1	0			0	12				
Shy	2	1	1	0			0	12				
Barrington	1	1	0	0			0	6				
Dodd	1	0	1	0			0	6				
Hester	1	0	1	0			0	6				
Presee	1	0	0	1			0	6				
Saints	35	12	22	1	33/35	22/41	1	311				
Opponents	49	15	32	2	47/49	16/29	2	393				

SACKS: Saints 21.0, Opp. 27.0

PASSING												
Att	Cmp	Yds	Cmp%	Yds/Att	TD	TD%	Int	Int%	Long	Sk/Yds	Rating	
Kilmer	360	193	2532	53.6	7.03	20	5.6	17	4.7	52	22/212	74.9
Hargett	52	31	403	59.6	7.75	0	0.0	0	0.0	32	3/18	84.1
Ninowski	34	17	227	50.0	6.68	1	2.9	2	5.9	70	1/11	56.9
Livingston	4	3	38	75.0	9.50	1	25.0	1	25.0	14	0/0	104.2
Barrington	2	1	15	50.0	7.50	0	0.0	0	0.0	15	1/0	75.0
Looney	1	0	0	0.0	0.00	0	0.0	0	0.0	0	0/0	39.6
Saints	453	245	3215	54.1	7.10	22	4.9	20	4.4	70	27/241	74.5
Opponents	382	200	3382	52.4	8.85	32	8.4	12	3.1	88t	21/199	97.4



SAINTS STATISTICS

1970

RECORD: 2-11-1

FINISH: 4TH-NFC WEST

Date	W/L	Score	Opponent	Attendance	RUSHING	No	Yds	Avg	LG	TD	PUNTING	No	Yds	Avg	Net	TB	I20	LG B	
9/20	L	3-14	Atlanta	77,042	Baker	82	337	4.1	29	1	Fagan	77	3269	42.5	35.8	4		64	2
9/27	L	0-26	at Minnesota	47,900	Barrington	72	228	3.2	16	2	Saints	77	3269	42.5	35.8	4		64	2
10/4	W	14-10	New York Giants	69,126	Otis	71	211	3.0	15	0	Opponents	56	2265	40.4	33.4	9		60	1
10/11	L	17-24	at St. Louis	45,294	Pitts	32	96	3.0	11	0									
10/18	T	20-20	at San Francisco	39,446	Davis	27	94	3.5	25	0	PUNT RET	Ret	FC	Yds	Avg	LG	TD		
10/25	L	14-32	at Atlanta	58,850	McCall	23	63	2.7	11	1	Dodd	14	3	129	9.2	41	0		
11/1	L	17-30	Los Angeles	77,861	Wheelwright	16	45	2.8	9	0	Howard	5	0	14	2.8	5	0		
11/8	W	19-17	Detroit	66,910	Kilmer	12	42	3.5	15	0	Lyons	5	3	34	6.8	27	0		
11/15	L	10-21	at Miami	42,866	Dodd	5	31	6.2	16	0	Hollas	4	6	22	5.5	11	0		
11/22	L	6-31	Denver	66,837	Livingston	10	29	2.9	10	0	Wyatt	1	1	15	15.0	15	0		
11/29	L	6-26	at Cincinnati	59,342	Poage	1	13	13.0	13	0	Saints	29	13	214	7.4	41	0		
12/6	L	16-34	at Los Angeles	66,410	Abramowicz	1	7	7.0	7	0	Opponents	41	22	434	10.6	77	1		
12/13	L	27-38	San Francisco	61,940	Hargett	4	7	1.8	7	0									
12/20	L	3-24	Chicago	63,518	Dusenbery	4	6	1.5	3	0	KICKOFF RET	No	Yds	Avg	LG	TD			
					Nyvall	5	6	1.2	6	0	Burrough	15	298	19.9	38	0			
					Burrough	1	4	4.0	4	0	Dodd	15	319	21.3	32	0			
					Gros	4	2	0.5	4	0	Dusenbery	10	183	18.3	26	0			
					Fagan	1	-6	-6.0	-6	0	Barrington	6	129	21.5	26	0			
					Saints	371	1215	3.3	29	4	Otis	2	22	11.0	19	0			
					Opponents	469	1891	4.0	74	15	Lewis	1	19	19.0	19	0			
											Lyons	1	20	20.0	20	0			
											McCall	1	26	26.0	26	0			
											Pitts	1	22	22.0	22	0			
											Poage	1	6	6.0	6	0			

TEAM STATISTICS

	N.O.	O.PP.	RUSHING	No	Yds	Avg	LG	TD	RECEIVING	No	Yds	Avg	LG	TD	FIELD GOALS	1-19	20-29	30-39	40-49	50+
TOTAL FIRST DOWNS	183	263	Gros	4	2	0.5	4	0	Abramowicz	55	906	16.5	48	5	Dempsey	4/5	6/8	1/5	4/7	3/9
Rushing	55	100	Fagan	1	-6	-6.0	-6	0	Dodd	28	484	17.3	45	1	Saints	4/5	6/8	1/5	4/7	3/9
Passing	112	150	Saints	371	1215	3.3	29	4	Parks	26	447	17.2	38	2	Saints	53	1044	19.7	38	0
Penalty	16	13	Opponents	469	1891	4.0	74	15	Barrington	22	130	5.9	20	0	Opponents	35	735	21.0	55	0
3rd Down: Made/Att.	67/198	84/193							Otis	20	124	6.2	22	0						
3rd Down: Pct.	33.8	43.5							Nyvall	15	166	11.1	36	1	FIELD GOALS	1-19	20-29	30-39	40-49	50+
4th Down: Made/Att.	0/1	3/5							Poage	1	4	4.0	4	0	Dempsey	4/5	6/8	1/5	4/7	3/9
4th Down: Pct.	0.0	60.0							Dodd	28	484	17.3	45	1	Saints	4/5	6/8	1/5	4/7	3/9
									Pitts	7	63	9.0	12	0	Opponents	7/8	4/5	5/7	6/12	1/2

POSSESSION AVG.

	SAINTS	OPPONENTS
TOTAL NET YARDS	3673	4952
Avg. Per Game	262.4	353.7
Total Plays	814	916
Avg. Per Play	4.5	5.4

NET YARDS RUSHING

	SAINTS	OPPONENTS
Avg. Per Game	86.8	135.1
Total Rushes	371	469

NET YARDS PASSING

	SAINTS	OPPONENTS
Avg. Per Game	175.6	216.1
Sacked/Yards Lost	28/232	17/136
Gross Yards	2690	3197

ATT./COMPLETIONS

	SAINTS	OPPONENTS
Completion Pct.	51.3	55.3
Had Intercepted	22	22

PUNTS/PUNTING

	SAINTS	OPPONENTS
Net Punting Avg.	77/35.8	56/33.4
Penalties/Yards	91/1029	79/875
Fumbles/Ball Lost	27/18	26/16

TOUCHDOWNS

	SAINTS	OPPONENTS
Rushing	4	15
Passing	11	19
Returns	2	6

SCORE BY PERIODS

	1	2	3	4	OT	TOT
Saints	59	33	22	58	0	172
Opponents	68	87	76	116	0	347

SCORING

	TD	Ru	Pa	Rt	PAT	FG	S	TP
Dempsey	0	0	0	0	16/17	18/34	0	70
Abramowicz	5	0	5	0	0	0	0	30
Barrington	2	2	0	0	0	0	0	12
Burrough	2	0	2	0	0	0	0	12
Dodd	2	0	1	1	0	0	0	12
Parks	2	0	2	0	0	0	0	12
Baker	1	1	0	0	0	0	0	6
McCall	1	1	0	0	0	0	0	6
Morgan	1	0	0	1	0	0	0	6
Poage	1	0	0	1	0	0	0	6
Saints	17	4	11	2	16/17	18/34	0	172
Opponents	40	15	19	6	38/40	23/34	0	347

SACKS

SACKS: Saints 17.0, Opp. 28.0

1970 NFC WEST STANDINGS

Saints Finish: 4th place				
	W	L	T	Pct.
San Francisco	10	3	1	.769
Los Angeles	8	5	1	.615
Atlanta	4	8	2	.333
New Orleans	2	11	1	.179

	PASSING	Att	Cmp	Yds	Cmp%	Yds/Att	TD	TD%	Int	Int%	Long	Sk/Yds	Rating
Kilmer	237	135	1557	57.0	6.57	6	2.5	17	7.2	46	19/155	55.5	
Hargett	175	78	1133	44.6	6.47	5	2.9	5	2.9	49	9/77	63.8	
Ramsey	2	0	0	0.0	0.00	0	0.0	0	0.0	0	0/0	39.6	
Dodd	1	0	0	0.0	0.00	0	0.0	0	0.0	0	0/0	39.6	
Saints	415	213	2690	51.3	6.48	11	2.7	22	5.3	49	28/232	58.6	
Opponents	430	238	3197	55.3	7.43	19	4.4	22	5.1	74	17/136	72.6	

HISTORY

SAINTS STATISTICS

1971

RECORD: 4-8-2

FINISH: 4TH-NFC WEST

Date	W/L	Score	Opponent	Attendance	RUSHING	No	Yds	Avg	LG	TD	PUNT	RET	Ret	FC	Yds	Avg	LG	TD
9/19	W	24-20	Los Angeles	70,915	Strong	95	404	4.3	39	3	Dodd	13	4	88	6.8	14	0	
9/26	L	20-38	San Francisco	81,595	Gresham	127	383	3.0	18	6	Moore	2	1	12	6.0	9	0	
10/3	T	13-13	at Houston	47,966	Ford	93	379	4.1	35	2	Abramowicz	1	4	0	0.0	0	0	
10/10	L	14-35	at Chicago	55,049	Manning	33	172	5.2	17	4	Hollas	0	7	0	---	---	0	
10/17	W	24-14	Dallas	83,088	Granger	32	139	4.3	16	1	Saints	16	16	100	6.3	14	0	
10/24	L	6-28	at Atlanta	58,850	Baker	29	125	4.3	20	0	Opponents	43	11	251	5.8	28	0	
10/31	L	14-24	at Washington	45,132	Robinson	29	96	3.3	12	1								
11/7	T	21-21	Oakland	83,102	Hargett	9	24	2.7	11	1	KICKOFF RET	No	Yds	Avg	LG	TD		
11/14	W	26-20	at San Francisco	45,138	Dodd	1	7	7.0	7	0	Robinson	19	443	23.3	51	0		
11/21	L	10-23	Minnesota	83,130	Harris	1	1	1.0	1	0	Dodd	12	252	21.0	28	0		
11/28	W	29-21	at Green Bay (Mil.)	48,035	Parks	2	-2	-1.0	10	0	Moore	11	246	22.4	31	0		
12/5	L	28-45	at Los Angeles	73,610	Fagan	1	-17	-17.0	-17	0	Strong	9	134	14.9	20	0		
12/12	L	17-21	Cleveland	72,794	Saints	452	1711	3.8	39	18	Gresham	3	60	20.0	26	0		
12/19	L	20-24	Atlanta	75,954	Opponents	495	2200	4.4	80	18	Absher	1	3	3.0	3	0		

TEAM STATISTICS		N.O.	OPP.	No	Yds	Avg	LG	TD	RECEIVING	No	Yds	Avg	LG	TD	FIELD GOALS	1-19	20-29	30-39	40-49	50+
TOTAL FIRST DOWNS		242	260	Abramowicz	37	657	17.8	63	5	Opponents	54	1326	24.6	105	2					
Rushing		105	129	Parks	35	568	16.2	42	5											
Passing		106	110	Newland	21	319	15.2	44	0	Butler	0	0	0	0	0	0	0	0	0	0
Penalty		31	21	Gresham	17	203	11.9	37	0	Saints	6/7	4/4	7/11	0/5	0/1	0/1	0/1	0/1	0/1	0/1
3rd Down: Made/Att.		62/194	74/182	Strong	16	78	4.9	14	0	Opponents	3/4	2/3	4/7	4/10	0/2					
3rd Down: Pct.		32.0	40.7	Dodd	15	298	19.9	49	0											
4th Down: Made/Att.		4/8	5/6	Robinson	12	53	4.4	17	1											
4th Down: Pct.		50.0	83.3	Granger	12	52	4.3	11	0											

POSSESSION AVG.		TOTAL NET YARDS		NET YARDS RUSHING		NET YARDS PASSING	
Avg. Per Game		261.9	317.0	1711	2200	1955	2238
Total Plays		899	852	1171	1171	139.6	159.9
Avg. Per Play		4.1	5.2	1.6	1.9	13.9	14.0
Total Rushes		452	495	387/182	333/175	387/182	333/175
Sacked/Yards Lost		50/400	24/234	47.0	52.6	47.0	52.6
Gross Yards		2355	2472	14	20	14	20
Att./Completions		387/182	333/175	Had Intercepted	14	20	Colman
Completion Pct.		47.0	52.6	PUNTS/AVERAGE	77/41.4	50/41.2	Saints
Net Yards Rushing		1711	2200	Net Punting Avg.	77/37.1	50/38.0	Opponents
Avg. Per Game		122.2	157.1	Penalties/Yards	85/869	98/967	
Total Rushes		452	495	Fumbles/Ball Lost	29/11	39/25	
Sacked/Yards Lost		50/400	24/234	Touchdowns	31	44	
Gross Yards		2355	2472	Rushing	18	18	
Att./Completions		387/182	333/175	Passing	12	20	
Completion Pct.		47.0	52.6	Returns	1	6	
Net Yards Rushing		1711	2200				
Avg. Per Game		122.2	157.1				
Total Rushes		452	495				
Sacked/Yards Lost		50/400	24/234				
Gross Yards		2355	2472				
Att./Completions		387/182	333/175				
Completion Pct.		47.0	52.6				
Net Yards Rushing		1711	2200				
Avg. Per Game		122.2	157.1				
Total Rushes		452	495				
Sacked/Yards Lost		50/400	24/234				
Gross Yards		2355	2472				
Att./Completions		387/182	333/175				
Completion Pct.		47.0	52.6				
Net Yards Rushing		1711	2200				
Avg. Per Game		122.2	157.1				
Total Rushes		452	495				
Sacked/Yards Lost		50/400	24/234				
Gross Yards		2355	2472				
Att./Completions		387/182	333/175				
Completion Pct.		47.0	52.6				
Net Yards Rushing		1711	2200				
Avg. Per Game		122.2	157.1				
Total Rushes		452	495				
Sacked/Yards Lost		50/400	24/234				
Gross Yards		2355	2472				
Att./Completions		387/182	333/175				
Completion Pct.		47.0	52.6				
Net Yards Rushing		1711	2200				
Avg. Per Game		122.2	157.1				
Total Rushes		452	495				
Sacked/Yards Lost		50/400	24/234				
Gross Yards		2355	2472				
Att./Completions		387/182	333/175				
Completion Pct.		47.0	52.6				
Net Yards Rushing		1711	2200				
Avg. Per Game		122.2	157.1				
Total Rushes		452	495				
Sacked/Yards Lost		50/400	24/234				
Gross Yards		2355	2472				
Att./Completions		387/182	333/175				
Completion Pct.		47.0	52.6				
Net Yards Rushing		1711	2200				
Avg. Per Game		122.2	157.1				
Total Rushes		452	495				
Sacked/Yards Lost		50/400	24/234				
Gross Yards		2355	2472				
Att./Completions		387/182	333/175				
Completion Pct.		47.0	52.6				
Net Yards Rushing		1711	2200				
Avg. Per Game		122.2	157.1				
Total Rushes		452	495				
Sacked/Yards Lost		50/400	24/234				
Gross Yards		2355	2472				
Att./Completions		387/182	333/175				
Completion Pct.		47.0	52.6				
Net Yards Rushing		1711	2200				
Avg. Per Game		122.2	157.1				
Total Rushes		452	495				
Sacked/Yards Lost		50/400	24/234				
Gross Yards		2355	2472				
Att./Completions		387/182	333/175				
Completion Pct.		47.0	52.6				
Net Yards Rushing		1711	2200				
Avg. Per Game		122.2	157.1				
Total Rushes		452	495				
Sacked/Yards Lost		50/400	24/234				
Gross Yards		2355	2472				
Att./Completions		387/182	333/175				
Completion Pct.		47.0	52.6				
Net Yards Rushing		1711	2200				
Avg. Per Game		122.2	157.1				
Total Rushes		452	495				
Sacked/Yards Lost		50/400	24/234				
Gross Yards		2355	2472				
Att./Completions		387/182	333/175				
Completion Pct.		47.0	52.6				
Net Yards Rushing		1711	2200				
Avg. Per Game		122.2	157.1				
Total Rushes		452	495				
Sacked/Yards Lost		50/400	24/234				
Gross Yards		2355	2472				
Att./Completions		387/182	333/175				
Completion Pct.		47.0	52.6				
Net Yards Rushing		1711	2200				
Avg. Per Game		122.2	157.1				
Total Rushes		452	495				
Sacked/Yards Lost		50/400	24/234				
Gross Yards		2355	2472				
Att./Completions		387/182	333/175				
Completion Pct.		47.0	52.6				
Net Yards Rushing		1711	2200				
Avg. Per Game		122.2	157.1				
Total Rushes		452	495				
Sacked/Yards Lost		50/400	24/234				
Gross Yards		2355	2472				
Att./Completions		387/182	333/175				
Completion Pct.		47.0	52.6				
Net Yards Rushing		1711	2200				
Avg. Per Game		122.2	157.1				
Total Rushes		452	495				
Sacked/Yards Lost		50/400	24/234				
Gross Yards		2355	2472				
Att./Completions		387/182	333/175				
Completion Pct.		47.0	52.6				
Net Yards Rushing		1711	2200				
Avg. Per Game		122.2	157.1				
Total Rushes		452	495				
Sacked/Yards Lost		50/400	24/234				
Gross Yards		2355	2472				
Att./Completions		387/182	333/175				
Completion Pct.		47.0	52.6				
Net Yards Rushing		1711	2200				
Avg. Per Game		122.2	157.1		</		

SAINTS STATISTICS

1972

RECORD: 2-11-1

FINISH: 4TH-NFC WEST

Date	W/L	Score	Opponent	Attendance	RUSHING	No	Yds	Avg	LG	TD	KICKOFF RET	No	Yds	Avg	LG	TD
9/17	L	14-34	at Los Angeles	66,303	Gresham	121	381	3.1	23	3	Adkins	43	1020	23.7	61	0
9/25	L	17-20	Kansas City	70,793	Manning	63	351	5.6	18	2	Green	8	187	23.4	58	0
10/1	L	2-37	San Francisco	69,840	Butler	54	233	4.3	27	0	Strong	4	53	13.3	22	0
10/8	L	21-45	at New York Giants	62,507	Strong	37	120	3.2	9	0	Hollas	2	9	4.5	9	0
10/15	L	14-21	Atlanta	66,294	J. Williams	31	72	2.3	11	0	J. Williams	2	23	11.5	15	0
10/22	T	20-20	at San Francisco	59,167	Green	14	51	3.6	14	0	Butler	1	14	14.0	14	0
10/29	W	21-3	Philadelphia	65,664	Ford	11	28	2.5	9	0	Newland	1	6	6.0	6	0
11/5	L	6-37	at Minnesota	49,784	V. Robinson	5	1	0.2	5	0	Prudhomme	1	0	0.0	0	0
11/12	L	20-36	at Atlanta	58,850	Parks	1	-7	-7.0	-7	0	Saints	62	1312	21.2	61	0
11/19	L	14-27	at Detroit	53,752	Saints	337	1230	3.6	27	5	Opponents	50	1129	22.6	48	0
11/26	W	19-16	Los Angeles	64,325	Opponents	482	2089	4.3	45	15						
12/3	L	17-18	at New York Jets	62,496												
12/10	L	10-17	New England	64,889												
12/17	L	20-30	Green Bay	65,881												

TEAM STATISTICS

TOTAL FIRST DOWNS	N.O.	OPP.
Rushing	83	107
Passing	123	129
Penalty	20	15
3rd Down: Made/Att.	63/188	79/167
3rd Down: Pct.	33.5	40.1
4th Down: Made/Att.	9/8	3/6
4th Down: Pct.	62.5	50.0

POSSESSION AVG.

TOTAL NET YARDS	3664	4491
Avg. Per Game	261.7	320.8
Total Plays	829	873
Avg. Per Play	4.4	5.1

NET YARDS RUSHING

Avg. Per Game	87.9	149.2
Total Rushes	337	482

NET YARDS PASSING

Avg. Per Game	173.9	171.6
Sacked/Yards Lost	43/347	24/194
Gross Yards	2781	2596
Att./Completions	449/230	367/213
Completion Pct.	51.2	58.0
Had Intercepted	21	14

PUNTS/AVERAGE

71/40.8	52/39.3
---------	---------

NET PUNTING AVG.

71/35.5	52/37.0
---------	---------

PENALTIES/YARDS

69/585	78/711
--------	--------

FUMBLES/BALL LOST

33/16	27/13
-------	-------

TOUCHDOWNS

26	38	
Rushing	5	15
Passing	18	21
Returns	3	2

Score by Periods

1	2	3	4	OT	TOT	
Saints	37	45	54	79	0	215
Opponents	78	137	68	78	0	361

SCORING

TD	Ru	Pa	Rt	PAT	FG	S	TP	
Abramowicz	7	0	7	0	0	0	42	
Parks	6	0	6	0	0	0	36	
Feller	0	0	0	10/11	6/11	0	28	
Durkee	0	0	0	9/9	3/9	0	18	
Gresham	3	3	0	0	0	0	18	
Butler	2	0	2	0	0	0	12	
Manning	2	2	0	0	0	0	12	
Newland	2	0	2	0	0	0	12	
Linhart	0	0	0	5/5	2/5	0	11	
Brown	1	0	1	0	0	0	6	
Jackson	1	0	0	0	0	0	6	
Neal	1	0	0	0	0	0	6	
Wyatt	1	0	0	0	0	0	6	
Owens	0	0	0	0	0	1	2	
Saints	26	5	18	3	24/25	11/25	1	215
Opponents	38	15	21	2	38/38	31/43	1	361

SACKS: Saints 24.0, Opp. 43.0

RECEIVING	No	Yds	Avg	LG	TD
Newland	47	579	12.3	42	2
Abramowicz	38	668	17.6	51	7
Parks	32	542	16.9	66	6
Gresham	29	192	6.6	54	0
Butler	25	226	9.0	21	2
J. Williams	16	116	7.3	32	0
Strong	14	123	8.8	16	0
Brown	11	175	15.9	34	1
Adkins	9	96	10.7	38	0
Green	7	49	7.0	15	0
Ford	1	9	9.0	9	0
Whitaker	1	6	6.0	6	0
Saints	230	2781	12.1	66	18
Opponents	213	2596	12.2	81	21

FIELD GOALS	1-19	20-29	30-39	40-49	50+
Durkee	1/1	0/1	2/3	0/4	0/0
Linhart	1/1	1/2	0/0	0/2	0/0
Saints	3/3	2/5	5/7	1/10	0/0
Opponents	4/4	6/8	17/19	4/11	0/1

INTERCEPTIONS

No	Yds	Avg	LG	TD	
Lee	4	65	16.3	32	0
Jackson	3	41	13.7	31	0
Myers	3	0	0.0	0	0
Roussel	2	15	7.5	11	0
Lee	1	14	14.0	14	0
Howell	1	6	6.0	6	0
Saints	14	141	10.1	32	0
Opponents	21	349	16.6	64	1

PUNTING

No	Yds	Avg	Net	TB	I20	LG	B
Fagan	71	2899	40.8	35.5	5	71	1
Saints	71	2899	40.8	35.5	5	71	1
Opponents	52	2045	39.3	37.0	4	70	3

PUNT RET

Ret	FC	Yds	Avg	LG	TD	
Myers	9	15	43	4.8	10	0
Hollas	7	2	0	0.0	0	0
Saints	16	17	43	2.7	10	0
Opponents	36	14	281	7.8	34	0

1972 NFC WEST STANDINGS

Saints Finish: 4th place

	W	L	T	Pct.
San Francisco	8	5	1	.607
Atlanta	7	7	0	.500
Los Angeles	6	7	1	.464
New Orleans	2	11	1	.179

PASSING	Att	Cmp	Yds	Cmp%	Yds/Att	TD	TD%	Int	Int%	Long	St/Yds	Rating
Manning	448	230	2781	51.3	6.21	18	4.0	21	4.7	66t	43/347	64.6
Gresham	1	0	0	0.0	0.00	0	0.0	0	0.0	0	0/0	39.6
Saints	449	230	2781	51.2	6.19	18	4.0	21	4.7	66t	43/347	64.5
Opponents	367	213	2596	58.0	7.07	21	5.7	14	3.8	81t	24/194	83.1

SAINTS STATISTICS



1973

RECORD: 5-9

FINISH: 3RD-NFC WEST

Date	W/L	Score	Opponent	Attendance	RUSHING	No	Yds	Avg	LG	TD	PUNT	RET	Ret	FC	Yds	Avg	LG	TD
9/16	L	7-62	Atlanta	66,428	Phillips	198	663	3.3	20	0	Stevens	17	15	171	10.1	37	0	
9/24	L	3-40	at Dallas	52,715	Butler	87	348	4.0	19	1	Winslow	5	3	47	9.4	17	0	
9/30	L	10-14	at Baltimore	52,293	Proft	72	274	3.8	22	0	Myers	0	4	0	---	---	0	
10/7	W	21-16	Chicago	56,581	Manning	63	293	4.7	23	2	Saints	22	22	218	9.9	37	0	
10/14	W	20-13	Detroit	57,810	Stevens	45	183	4.1	15	2	Opponents	49	13	587	12.0	84	1	
10/21	L	0-40	at San Francisco	52,881	Lawson	6	23	3.8	11	0								
10/28	W	19-3	Washington	66,315	Scott	9	18	2.0	4	0	KICKOFF RET	No	Yds	Avg	LG	TD		
11/4	W	13-0	Buffalo	74,770	Davis	3	10	3.3	7	0	Stevens	26	590	22.7	48	0		
11/11	L	7-29	at Los Angeles	70,358	Minor	3	10	3.3	8	0	Proft	7	144	20.6	26	0		
11/18	L	14-17	at San Diego	34,848	Myers	1	8	8.0	8	0	Lawson	7	118	16.9	27	0		
11/25	L	13-24	Los Angeles	67,192	Newland	1	6	6.0	6	0	Fink	5	81	16.2	24	0		
12/2	L	10-30	at Green Bay (Mil.)	46,092	Henry Matthews	4	4	1.0	3	0	Jackson	1	0	0.0	0	0		
12/9	W	16-10	San Francisco	62,490	Dunbar	3	3	1.0	13	0	D. Moore	1	14	14.0	14	0		
12/16	L	10-14	at Atlanta	34,147	O'Neal	2	-1	-5	6	0	Saints	47	947	20.1	48	0		
					Saints	497	1842	3.7	23	5	Opponents	33	724	21.9	37	0		

TEAM STATISTICS				N.O.	OPP.				
TOTAL FIRST DOWNS				207	271				
Rushing				100	131				
Passing				98	119				
Penalty				19	21				
3rd Down: Made/Att.				61/204	70/194				
3rd Down: Pct.				29.9	36.1				
4th Down: Made/Att.				0/0	0/1				
4th Down: Pct.				0.0	0.0				

POSSESSION AVG.				N.O.	OPP.				
TOTAL NET YARDS				3501	4580				
Avg. Per Game				250.1	327.1				
Total Plays				872	917				
Avg. Per Play				4.0	5.0				

NET YARDS RUSHING				N.O.	OPP.				
Avg. Per Game				131.6	171.6				
Total Rushes				497	556				

NET YARDS PASSING				N.O.	OPP.				
Avg. Per Game				118.5	155.6				
Sacked/Yards Lost				37/242	24/155				

GROSS YARDS				N.O.	OPP.				
Att./Completions				338/163	337/176				
Completion Pct.				48.2	52.2				
Had Intercepted				17	16				

PUNTS/AVERAGE				N.O.	OPP.				
NET PUNTING AVG.				81/14.7	63/44.5				
NET PUNTING YARDS				81/33.2	63/40.1				
FUMBLES/BALL LOST				58/16	69/75.1				

TOUCHDOWNS				N.O.	OPP.				
Rushing				5	17				
Passing				11	15				
Returns				0	4				

SCORE BY PERIODS				N.O.	OPP.				
Saints				27	55				
Opponents				39	90				

SCORING				N.O.	OPP.				
McClard				0	0				
Dunbar				4	0				
Newland				4	0				
Feller				0	0				
Butler				3	1				
Beasley				1	0				
Manning				2	2				
Stevens				2	2				
Saints				16	5				
Opponents				36	17				

SACKS				N.O.	OPP.					
SACKS: Saints				24.0	Opp.	37.0				

RECEIVING				N.O.	OPP.				
Beasley				31	280				
Newland				29	489				
Dunbar				23	447				
Phillips				22	169				
Butler				19	125				
Brown				11	132				
Proft				11	108				
Winslow				4	45				
Stevens				4	39				
Garrett				2	30				
Matthews				2	19				
Abramowicz				2	18				
Lawson				2	-5				
Minor				1	5				
Saints				163	1901				
Opponents				176	2333				

INTERCEPTIONS				N.O.	OPP.				
Jackson				3	40				
Myers				3	33				
Merlo				3	25				
Lee				3	23				
Owens				1	3				
Federspiel				1	1				
Newsome				1	1				
D. Moore				1	0				
Saints				16	126				
Opponents				17	280				

PUNTING				N.O.	OPP.				
O'Neal				81	337.5				
Saints				81	337.5				
Opponents				63	280.5				

FIELD GOALS				N.O.	OPP.				
McClard				22	5/6				
Feller				4/5	0/0				
Saints				6/7	5/6				
Opponents				5/5	6/12				

1973 NFC WEST STANDINGS				Saints Finish: 3rd place			
	W	L	T	Pct.			
Los Angeles	12	2	0	.857			
Atlanta	9	5	0	.643			
New Orleans	5	9	0	.357			
San Francisco	5	9	0	.357			

SCORING				N.O.	OPP.				
McClard				0	0				
Dunbar				4	0				
Newland				4	0				
Feller				0	0				
Butler				3	1				
Beasley				1	0				
Manning				2	2				
Stevens				2	2				
Saints				16	5				
Opponents				36	17				

SACKS				N.O.	OPP.					
SACKS: Saints				24.0	Opp.	37.0				

PASSING				N.O.	OPP.				
Manning				267	140				
Scott				54	18				
Davis				17	5				
Saints				338	163				
Opponents				337	176				

RUSHING				N.O.	OPP.				
Manning				140	1642				
Scott				54	18				
Davis				17	5				
Saints				338	163				
Opponents				337	176				

RECEIVING				N.O.	OPP.				
Manning				140	1642				
Scott				54	18				
Davis				17	5				
Saints				338	163				
Opponents				337	176				

PUNTING				N.O.	OPP.				
Manning				140	1642				
Scott				54	18				
Davis				17	5				
Saints				338	163				
Opponents				337	176				

HISTORY



SAINTS STATISTICS

1974

RECORD: 5-9

FINISH: 3RD-NFC WEST

Date	W/L	Score	Opponent	Attendance	RUSHING	No	Yds	Avg	LG	TD	PUNT	RET	Ret	FC	Yds	Avg	LG	TD
9/15	L	13-17	San Francisco	65,071	Maxson	165	714	4.3	66t	2	Stevens	37	7	376	10.2	40	0	
9/22	L	0-24	at Los Angeles	64,178	Phillips	174	556	3.2	14	2	Farasopoulos	3	0	36	12.0	18	0	
9/29	W	14-13	Atlanta	62,273	Manning	28	204	7.3	26	1	Jackson	2	0	3	1.5	3	0	
10/6	L	10-24	at Chicago	45,818	Stevens	43	190	4.4	25	1	McNeill	1	0	0	0.0	0	0	
10/13	L	17-33	at Denver	51,831	DeGrenier	33	110	3.3	10	0	Saints	43	7	415	9.7	40	0	
10/20	W	13-3	at Atlanta	47,217	McNeill	22	90	4.1	24	1	Opponents	59	1	906	15.4	72t	2	
10/27	W	14-10	Philadelphia	64,257	Butler	21	74	3.5	10	0								
11/3	L	14-19	at Detroit	43,256	Cipa	12	35	2.9	15	1	KICKOFF RET	No	Yds	Avg	LG	TD		
11/10	L	0-21	Miami	74,289	Seal	2	7	3.5	6t	1	Stevens	33	749	22.7	41	0		
11/17	W	20-7	Los Angeles	57,287	Parker	2	2	1.0	6	0	Phillips	7	124	17.7	27	0		
11/25	L	7-28	Pittsburgh	71,907	Scott	1	1	1.0	1	0	Coleman	2	13	6.5	9	0		
12/1	L	9-29	at Minnesota	44,202	Saints	503	1983	3.9	66t	9	Federspiel	2	20	10.0	12	0		
12/8	W	14-0	St. Louis	57,152	Opponents	447	1758	3.9	33	11	Butler	2	18	9.0	11	0		
12/15	L	21-35	at San Francisco	40,418							Davis	1	12	12.0	12	0		

TEAM STATISTICS				RECEIVING				
	N.O.	Opp.		No	Yds	Avg	LG	TD
TOTAL FIRST DOWNS	233	226	Maxson	42	294	7.0	22	1
Rushing	117	104	Parker	41	455	11.1	58	4
Passing	91	105	Seal	32	466	14.6	42	3
Penalty	25	17	Newland	27	490	18.1	79t	2
3rd Down: Made/Att.	66/191	56/165	Stevens	13	81	6.2	20	0
3rd Down: Pct.	34.6	33.9	Phillips	11	55	5.0	17	0
4th Down: Made/Att.	5/9	5/8	Beasley	5	85	17.0	30	0
4th Down: Pct.	55.6	62.5	McNeill	5	64	12.8	30	0

POSSESSION AVG.				FIELD GOALS				
				1-19	20-29	30-39	40-49	50+
TOTAL NET YARDS	3744	3797	Butler	2	3	1.5	2	0
Avg. Per Game	267.4	271.2	DeGrenier	4	13	3.3	8	0
Total Plays	929	853	McClard	0/0	4/6	2/4	1/4	2/2
Avg. Per Play	4.0	4.5	Saints	0/0	4/6	2/4	1/4	2/2
NET YARDS RUSHING	1983	1758	Opponents	2/2	3/6	4/6	1/3	0/0
Avg. Per Game	141.6	125.6						
Total Rushes	503	447						

NET YARDS PASSING				INTERCEPTIONS				
				No	Yds	Avg	LG	TD
Avg. Per Game	125.3	145.6	Jackson	4	53	13.3	28	0
Sacked/Yards Lost	37/276	37/291	Schmidt	4	27	6.8	24t	1
Gross Yards	2037	2330	Myers	3	43	14.3	21	0
Att./Completions	389/185	369/193	Colman	1	17	17.0	17	0
Completion Pct.	47.6	52.3	Fuller	1	16	16.0	16	0
Had Intercepted	21	16	Farasopoulos	1	14	14.0	14	0
PUNTS/AVERAGE	91/41.8	77/42.5	J. Moore	1	0	0.0	0	0
NET PUNTING AVG.	91/30.3	77/35.3	Saints	16	179	11.2	28	1
PENALTIES/YARDS	75/598	77/690	Opponents	21	258	12.3	39	2
FUMBLES/BALL LOST	26/12	37/19						

TOUCHDOWNS				PUNTING							
				No	Yds	Avg	Net	TB	I20	LG	B
Rushing	9	11	Blanchard	88	3704	42.1	30.4	7	71	0	
Passing	10	17	Gibbs	3	99	33.0	28.3	0	35	0	
Returns	1	6	Saints	91	3803	41.8	30.3	7	71	0	
			Opponents	77	3274	42.5	35.3	7	67	0	

Score by Periods									
	1	2	3	4	OT	TOT			
Saints	30	64	34	38	0	166			
Opponents	72	89	33	69	0	263			

SCORING									
	TD	Ru	Pa	Rt	PAT	FG	S	TP	
McClard	0	0	0	0	19/20	9/16	0	46	
Parker	4	0	4	0	0	0	0	24	
Seal	4	1	3	0	0	0	0	24	
Maxson	3	2	1	0	0	0	0	18	
Newland	2	0	2	0	0	0	0	12	
Phillips	2	2	0	0	0	0	0	12	
Cipa	1	1	0	0	0	0	0	6	
Manning	1	1	0	0	0	0	0	6	
McNeill	1	1	0	0	0	0	0	6	
Schmidt	1	0	0	1	0	0	0	6	
Stevens	1	1	0	0	0	0	0	6	
Saints	20	9	10	1	19/20	9/16	0	166	
Opponents	34	11	17	6	29/31	10/17	0	263	

SACKS: Saints 37.0, Opp. 37.0									
1974 NFC WEST STANDINGS									
Saints Finish: 3rd place									
	W	L	T	Pct.					
Los Angeles	10	4	0	71.4					
San Francisco	6	8	0	42.9					
New Orleans	5	9	0	35.7					
Atlanta	3	11	0	21.4					

PASSING												
	Att	Cmp	Yds	Cmp%	Yds/Att	TD	TD%	Int	Int%	Long	Sk/Yds	Rating
Manning	261	134	1429	51.3	5.48	6	2.3	16	6.1	79t	26/172	49.8
Scott	71	31	366	43.7	5.15	4	5.6	4	5.6	36t	6/62	55.3
Cipa	55	20	242	36.4	4.40	0	0.0	0	0.0	30	4/36	50.7
McClard	1	0	0	0.0	0.00	0	0.0	1	100.0	0	0/0	0.0
Parker	1	0	0	0.0	0.00	0	0.0	0	0.0	0	1/6	39.6
Saints	389	185	2037	47.6	5.24	10	2.6	21	5.4	79t	37/276	49.6
Opponents	369	193	2330	52.3	6.31	17	4.6	16	4.3	57	37/291	69.3

HISTORY

SAINTS STATISTICS

1975

RECORD: 2-12

FINISH: 4TH-NFC WEST



Date	W/L	Score	Opponent	Attendance	RUSHING	No	Yds	Avg	LG	TD	PUNT RET	Ret	FC	Yds	Avg	LG	TD
9/21	L	3-41	at Washington	54,414	Strachan	161	668	4.1	21	2	Chapman	17	3	207	12.2	42	0
9/28	L	0-21	Cincinnati	52,531	Maxson	139	371	2.7	14	3	Schmidt	11	0	76	6.9	17	0
10/5	L	7-14	at Atlanta	29,444	McNeill	61	206	3.4	17	2	Myers	10	1	70	7.0	16	0
10/12	W	20-19	Green Bay	51,371	Manning	33	186	5.6	16	1	DeRatt	2	1	17	8.5	10	0
10/19	L	21-35	at San Francisco	39,990	Jones	42	108	2.6	18	1	Spencer	1	0	0	0.0	0	0
10/26	L	14-38	at Los Angeles	54,723	Rogers	17	62	3.6	22	0	Saints	41	5	370	9.0	42	0
11/2	W	23-7	Atlanta	49,342	Baker	1	21	21.0	21	0	Opponents	61	0	675	11.1	65t	1
11/9	L	10-48	at Oakland	47,753	Seal	1	10	10.0	10	0							
11/16	L	7-20	Minnesota	52,765	Burton	2	8	4.0	5	0	KICKOFF RET	No	Yds	Avg	LG	TD	
11/23	L	6-16	San Francisco	40,328	Cipa	6	2	0.3	3	0	Chapman	28	614	21.9	36	0	
11/30	L	16-17	at Cleveland	44,753	Saints	463	1642	3.5	22	9	McNeill	10	276	27.6	88	0	
12/7	L	7-14	Los Angeles	39,358	Opponents	507	1930	3.8	54t	15	Maxson	6	103	17.2	24	0	
12/14	L	14-28	at New York Giants	40,150							Rogers	6	98	16.3	19	0	
12/21	L	17-42	Chicago	33,371	RECEIVING	No	Yds	Avg	LG	TD	Spencer	5	68	13.6	19	0	
					Maxson	41	234	5.7	33	0	Strachan	5	91	18.2	33	0	

TEAM STATISTICS

TOTAL FIRST DOWNS	215	OPP	251
Rushing	109	105	
Passing	82	125	
Penalty	24	21	
3rd Down: Made/Att.	74/215	92/207	
3rd Down: Pct.	34.4	44.4	
4th Down: Made/Att.	0/0	0/0	
4th Down: Pct.	0.0	0.0	

POSSESSION AVG.

TOTAL NET YARDS	3187	4317
Avg. Per Game	227.6	308.4
Total Plays	908	889
Avg. Per Play	3.5	4.9

NET YARDS RUSHING

NET YARDS RUSHING	1642	1930
Avg. Per Game	117.3	137.9
Total Rushes	463	507

NET YARDS PASSING

NET YARDS PASSING	1545	2387
Avg. Per Game	110.4	170.5
Sacked/Yards Lost	53/416	28/200
Gross Yards	1961	2587
Att./Completions	392/181	354/206
Completion Pct.	46.2	58.2
Had Intercepted	24	16
PUNTS/AVERAGE	92/41.0	75/42.7
NET PUNTING AVG.	92/32.3	75/34.9
PENALTIES/YARDS	71/527	77/726
FUMBLES/BALL LOST	33/16	43/23

TOUCHDOWNS

TOUCHDOWNS	19	48
Rushing	9	15
Passing	8	25
Returns	2	8

Score by Periods	1	2	3	4	OT	TOT
Saints	16	48	40	61	0	165
Opponents	97	97	60	106	0	360

SCORING	TD	Ru	Pa	Rt	PAT	FG	S	TP
Szaro	0	0	0	0	17/17	10/16	0	47
McNeill	4	2	2	0	0	0	0	24
Maxson	3	3	0	0	0	0	0	18
Burton	2	0	2	0	0	0	0	12
Parker	2	0	2	0	0	0	0	12
Strachan	2	2	0	0	0	0	0	12
Chambers	1	0	0	1	0	0	0	6
Herrmann	1	0	1	0	0	0	0	6
Jones	1	1	0	0	0	0	0	6
Manning	1	1	0	0	0	0	0	6
Myers	1	0	0	1	0	0	0	6
Seal	1	0	1	0	0	0	0	6
McClard	0	0	0	0	1/1	1/5	0	4
Saints	19	9	8	2	18/18	11/21	0	165
Opponents	48	15	25	8	44/48	8/12	2	360

SACKS: Saints 28.0, Opp. 53.0

PASSING	Att	Cmp	Yds	Cmp%	Yds/Att	TD	TD%	Int	Int%	Long	Stk/Yds	Rating
Manning	338	159	1683	47.0	4.98	7	2.1	20	5.9	71t	49/390	44.3
Cipa	37	14	182	37.8	4.92	1	2.7	3	8.1	28	3/14	29.3
Scott	17	8	96	47.1	5.65	0	0.0	1	5.9	33	1/12	40.3
Saints	392	181	1961	46.2	5.00	8	2.0	24	6.1	71t	53/416	42.7
Opponents	354	206	2587	58.2	7.31	25	7.1	16	4.5	60t	28/200	85.7

1975 NFC WEST STANDINGS	W	L	T	Pct.
Los Angeles	12	2	0	85.7
San Francisco	5	9	0	35.7
Atlanta	4	10	0	28.6
New Orleans	2	12	0	14.3

HISTORY



SAINTS STATISTICS

1976

RECORD: 4-10

FINISH: 3RD-NFC WEST

Date	W/L	Score	Opponent	Attendance	SCORING	TD	Ru	Pa	Rt	PAT	FG	S	TP	PUNTING	No	Yds	Avg	Net	TB	I20	LG	B	
9/12	L	9-40	Minnesota	58,156	Szaro	0	0	0	0	25/29	18/23	0	79	Blanchard	101	3974	39.3	31.0	5	14	63	0	
9/19	L	6-24	Dallas	61,413	Galbreath	8	7	1	0	0	0	0	48	Saints	101	3974	39.3	31.0	5	14	63	0	
9/26	W	27-17	at Kansas City	53,918	Childs	4	1	3	0	0	0	0	24	Opponents	88	3469	39.4	32.9	10	16	67	1	
10/3	L	26-31	Houston	51,973	Burton	2	0	2	0	0	0	0	12										
10/10	W	30-0	Atlanta	51,521	Douglass	2	2	0	0	0	0	0	12	PUNT RET	Ret	FC	Yds	Avg	LG	TD			
10/17	L	3-33	at San Francisco	43,160	Merio	2	0	0	2	0	0	0	12	Athas	35	10	332	9.5	67	0			
10/24	L	10-16	Los Angeles	51,984	Muncie	2	2	0	0	0	0	0	12	Galbreath	2	0	8	4.0	4	0			
10/31	L	20-23	at Atlanta	34,127	Strachan	2	2	0	0	0	0	0	12	McQuay	2	0	5	2.5	11	0			
11/7	L	27-32	at Green Bay (Mil.)	52,936	Capone	1	0	0	1	0	0	0	6	Myers	2	0	22	11.0	11	0			
11/14	W	17-16	Detroit	42,048	Maxson	1	0	0	0	0	0	0	6	Crist	1	2	8	8.0	8	0			
11/21	W	51-27	at Seattle	61,865	Myers	1	0	0	1	0	0	0	6	Owens	0	2	0	---	---	---			
11/28	L	14-33	at Los Angeles	54,906	Owens	1	0	0	1	0	0	0	6	Saints	42	14	375	8.9	67	0			
12/5	L	6-27	at New England	53,592	Price	1	0	0	1	0	0	0	6	Opponents	64	10	742	11.6	60t	1			
12/12	L	7-27	San Francisco	42,536	Scott	1	1	0	0	0	0	0	6										
					Thaxton	1	0	1	0	0	0	0	6	KICKOFF RET	No	Yds	Avg	LG	TD				
					Saints	29	16	8	5	25/29	18/23	0	253	Galbreath	20	399	20.0	32	0				
					Opponents	44	22	18	4	36/44	14/17	2	346	Maxson	11	191	17.4	28	0				
					SACKS: Saints 39.0, Opp. 51.0																		

TEAM STATISTICS

	N.O.	Opp.	Saints	Opponents	No	Yds	Avg	LG	TD	Opponents	No	Yds	Avg	LG	TD							
TOTAL FIRST DOWNS	226	275	Opponents	44	22	18	4	36/44	14/17	2	346	McQuay	8	151	18.9	28	0					
Rushing	92	129																				
Passing	111	121																				
Penalty	23	25																				
RUSHING																						
3rd Down: Made/Att.	63/210	81/214	Muncie	149	659	4.4	51	2														
3rd Down: Pct.	29.0	37.9	Galbreath	136	570	4.2	74t	7														
4th Down: Made/Att.	2/2	0/0	Strachan	66	258	3.9	31	2														
4th Down: Pct.	100.0	0.0	Maxson	34	120	3.5	16	1														
POSSESSION AVG.			Douglass	21	92	4.4	19	2														
TOTAL NET YARDS	3759	4491	Scott	12	48	4.0	13	2														
Avg. Per Game	268.5	320.8	K. Jones	6	21	3.5	10	0														
Total Plays	885	960	Childs	1	16	16.0	16t	1														
Avg. Per Play	4.2	4.7	A. Jones	1	2	2.0	2	0														
NET YARDS RUSHING	1775	2289	Burton	3	4	-1.3	4	0														
Avg. Per Game	126.8	163.5	Seal	2	-7	-3.5	-1	0														
Total Rushes	431	554	Saints	431	1775	4.1	74t	16														
NET YARDS PASSING	1984	2202	Opponents	554	2289	4.1	38	22														
Avg. Per Game	141.7	157.3																				
Sacked/Yards Lost	51/369	39/312	RECEIVING	No	Yds	Avg	LG	TD														
Gross Yards	2353	2514	Galbreath	54	420	7.8	35	1														
Att./Completions	403/206	367/200	Herrmann	34	535	15.7	57	2														
Completion Pct.	51.1	54.5	Muncie	31	272	8.8	33	0														
Had Intercepted	14	12	Childs	26	349	13.4	66t	3														
PUNTS/AVERAGE	101/39.3	88/39.4	Burton	18	297	16.5	69t	3														
NET PUNTING AVG.	101/31.0	88/32.9	Owens	12	241	20.1	74	1														
PENALTIES/YARDS	103/901	105/883	Seal	9	72	8.0	15	0														
FUMBLES/BALL LOST	32/18	38/27	Thaxton	7	112	16.0	25t	1														
TOUCHDOWNS	29	44	Maxson	7	21	3.0	14	0														
Rushing	16	22	Strachan	6	22	3.7	14	0														
Passing	8	18	K. Jones	1	14	14.0	14	0														
Returns	5	4	Douglass	1	-2	-2.0	-2	0														
Score by Periods	1	2	3	4	OT	TD																
Saints	23	83	75	72	0	253																
Opponents	69	116	69	92	0	346																

1976 NFC WEST STANDINGS

Saints Finish: 3rd place

	W	L	T	Pct.
Los Angeles	10	3	1	750
San Francisco	8	6	0	571
New Orleans	4	10	0	286
Atlanta	4	10	0	286
Seattle	2	12	0	143

INTERCEPTIONS

	No	Yds	Avg	LG	TD
Merio	4	142	35.5	83t	2
Athas	2	22	11.0	22	0
Jackson	2	5	2.5	5	0
Price	1	23	23.0	23t	1
Crist	1	20	20.0	20	0
Myers	1	0	0.0	0	0
Spencer	1	0	0.0	0	0
Saints	12	212	17.7	83t	3
Opponents	14	140	10.0	32	1

	PASSING	Att	Cmp	Yds	Cmp%	Yds/Att	TD	TD%	Int	Int%	Long	Sk/Yds	Rating
Douglass	213	103	1288	48.4	6.05	4	1.9	8	3.8	74	26/189	58.2	
Scott	190	103	1065	54.2	5.61	4	2.1	6	3.2	60t	24/162	64.5	
Blanchard	0	0	0	---	---	0	---	0	---	---	1/18	---	
Saints	403	206	2353	51.1	5.84	8	2.0	14	3.5	74	51/369	61.2	
Opponents	367	200	2514	54.5	6.85	18	4.9	12	3.3	55t	39/312	78.8	

HISTORY

SAINTS STATISTICS

1977

RECORD: 3-11

FINISH: 4TH-NFC WEST

Date	W/L	Score	Opponent	Attendance	SCORING	TD	Ru	Pa	Rt	PAT	FG	S	TP	INTERCEPTIONS	No	Yds	Avg	LG	TD		
9/18	L	20-24	Green Bay	56,250	Childs 9	0	9	0	0	0	0	54	0	Crist	4	6	1.5	6	0		
9/25	L	19-23	at Detroit	51,548	Szaro 0	0	0	0	0	29/31	5/12	0	44	Merlo	1	57	57.0	57	1		
10/2	W	42-24	at Chicago	51,488	Muncie 7	6	1	0	0	0	0	0	42	Chapman	1	16	16.0	16	0		
10/9	L	0-14	San Diego	53,942	Manning 5	5	0	0	0	0	0	30	0	Hughes	1	2	2.0	2	0		
10/16	L	7-14	at Los Angeles	46,045	Galbreath 3	3	0	0	0	0	0	0	18	Myers	1	2	2.0	2	0		
10/23	L	31-49	at St. Louis	48,417	Chapman 1	0	0	1	0	0	0	6	0	Jackson	1	0	0.0	0	0		
10/30	W	27-26	Los Angeles	59,023	Gilliam 1	0	1	0	0	0	0	6	0	Marsalis	1	0	0.0	0	0		
11/6	L	7-28	at Philadelphia	53,482	Grooms 1	0	1	0	0	0	0	6	0	Saints	10	83	8.3	57	1		
11/13	Lot	7-10	San Francisco	41,564	Merlo 1	0	0	1	0	0	0	6	0	Opponents	21	392	18.7	72	4		
11/20	W	21-20	Atlanta	43,135	Myers 1	0	0	0	0	0	0	6	0								
11/27	L	17-20	at San Francisco	33,702	Pollard 1	0	0	0	0	0	0	6	0	PUNTING	No	Yds	Avg	Net	TB	LG	
12/4	L	13-16	New York Jets	40,464	Thaxton 1	0	0	0	0	0	0	6	0	Blanchard	82	3474	42.4	31.5	11	66	
12/11	L	14-33	Tampa Bay	40,124	Saints	31	14	13	4	29/31	5/12	1	232	Scott	3	95	31.7	31.7	0	34	
12/18	L	7-35	at Atlanta	36,895	Opponents	42	21	15	6	39/41	15/24	0	336	Saints	87	3569	41.0	31.6	11	66	
					SACKS: Saints 27.0, Opp. 46.0									Opponents	75	2909	38.8	32.9	8	15	54

TEAM STATISTICS	N.O.	OPP.	RUSHING	No	Yds	Avg	LG	TD	PUNT RET	Ret	Fc	Yds	Avg	LG	TD
TOTAL FIRST DOWNS	223	272	RUSHING	201	811	4.0	36	6	Saints	37	10	281	7.6	33	0
Rushing	115	153	Muncie	168	644	3.8	26	3	Opponents	51	9	604	11.8	88	2
Passing	96	103	Galbreath	55	271	4.9	18	0							
Penalty	12	16	Strachan	39	270	6.9	27	5							
3rd Down: Made/Att.	71/201	89/215	Manning	2	23	11.5	20	0	KICKOFF RET	No	Yds <td>Avg <td>LG <td>TD</td> </td></td>	Avg <td>LG <td>TD</td> </td>	LG <td>TD</td>	TD	
3rd Down: Pct.	35.3	41.4	Douglass	8	23	2.9	8	0	Mauti	27	609	22.6	38	0	
4th Down: Made/Att.	0/0	0/0	Kim Jones	4	11	2.8	9	0	Chapman	15	385	25.7	92	1	
4th Down: Pct.	0.0	0.0	Scott	1	-3	-3.0	-3	0	Willis	8	148	18.5	27	0	
POSSESSION AVG.	27-33	32-27	Thaxton	5	-9	-1.8	4	0	Boykin	5	76	15.2	24	0	
TOTAL NET YARDS	3597	4622	Boykin	1	-17	-17.0	-17	0	Campbell	2	33	16.5	20	0	
Avg. Per Game	256.9	330.1	Herrmann	484	2024	4.2	36	14	Kim Jones	2	23	11.5	13	0	
Total Plays	851	940	Saints	623	2729	4.4	80	21	Kingree	2	21	10.5	21	0	
Avg. Per Play	4.2	4.9	Opponents						Muncie	1	19	19.0	19	0	
NET YARDS RUSHING	2024	2729	RECEIVING	No	Yds <td>Avg <td>LG <td>TD</td> <td>Jimmy Stewart</td> <td>1</td> <td>33</td> <td>33.0</td> <td>33</td> <td>0</td> </td></td>	Avg <td>LG <td>TD</td> <td>Jimmy Stewart</td> <td>1</td> <td>33</td> <td>33.0</td> <td>33</td> <td>0</td> </td>	LG <td>TD</td> <td>Jimmy Stewart</td> <td>1</td> <td>33</td> <td>33.0</td> <td>33</td> <td>0</td>	TD	Jimmy Stewart	1	33	33.0	33	0	
Avg. Per Game	144.6	194.9	Muncie	41	265	6.5	30	0	Thaxton	0	8	---	8	0	
Total Rushes	484	623	Childs	33	518	15.7	59	9	Saints	63	1355	21.5	92	1	
NET YARDS PASSING	1573	1893	Herrmann	32	408	12.8	39	0	Opponents	45	1075	23.9	60	0	
Avg. Per Game	112.4	135.2	Muncie	21	248	11.8	35	1							
Sacked/Yards Lost	46/360	27/234	Thaxton	14	211	15.1	41	1	FIELD GOALS	1-19	20-29	30-39	40-49	50+	
Gross Yards	1933	2127	Gilliam	11	133	12.1	23	1	Szaro	0	3/4	2/3	0/2	0/3	
Att./Completions	321/166	290/154	Mauti	4	71	17.8	23	0	Saints	0/0	3/4	2/3	0/2	0/3	
Completion Pct.	51.7	53.1	Strachan	3	26	8.7	10	0	Opponents	1/2	5/7	3/6	6/6	0/3	
Had Intercepted	21	10	Boykin	3	21	7.0	9	0							
PUNTS/AVERAGE	87/41.0	75/38.8	Burton	1	13	13.0	13	0	Szaro: () (26G) (52N) () (44N) (51N, 22G) (23G,						
NET PUNTING AVG.	87/31.6	75/32.9	Kim Jones	1	9	9.0	9	0	50N, 42N, 31G) () (30N) () (30G) () () (29N)						
PENALTIES/YARDS	86/794	104/972	Parker	1	7	7.0	7	0	Opponents: (19G) (37N, 43G) (21G) () (29N)						
FUMBLE/BALL LOST	20/11	29/15	Grooms	1	3	3.0	3	1	(30N) (36G, 27G, 52N) () (24N, 50N, 33G) (31G,						
TOUCHDOWNS	31	42	Saints	166	1933	11.6	59	13	40G) (40G, 51N, 42G) (19N, 48G, 29G, 27G) (33N,						
Rushing	14	21	Opponents	154	2127	13.8	58	15	40G, 25G) ()						
Passing	13	15													
Returns	4	6													

Score by Periods	1	2	3	4	OT	TOT
Saints	20	105	38	69	0	232
Opponents	69	111	62	91	3	336

1977 NFC WEST STANDINGS

Saints Finish: 4th place				
	W	L	T	Pct.
Los Angeles	10	4	0	714
Atlanta	7	7	0	500
San Francisco	5	9	0	357
New Orleans	3	11	0	214

PASSING	Att	Cmp	Yds	Cmp%	Yds/Att	TD	TD%	Int	Int%	Long	Sk/Yds	Rating
Manning	205	113	1284	55.1	6.26	8	3.9	9	4.4	59	36/288	68.8
Scott	82	36	516	43.9	6.29	3	3.7	8	9.8	53	5/43	37.5
Douglass	31	16	130	51.6	4.19	1	3.2	3	9.7	31	5/29	33.7
Blanchard	3	1	3	33.3	1.00	1	33.3	1	33.3	3	0/0	42.4
Saints	321	166	1933	51.7	6.02	13	4.0	21	6.5	59	46/360	56.5
Opponents	290	154	2127	53.1	7.33	15	5.2	10	3.4	58	27/234	79.8

SAINTS STATISTICS

1978

RECORD: 7-9

FINISH: 3RD-NFC WEST

Date	W/L	Score	Opponent	Attendance	SCORING	TD	Ru	Pa	Rt	PAT	FG	S	TP	PUNTING	No	Yds	Avg	Net	TB	I20	I40	LG	LB
9/3	W	31-24	Minnesota	54,187	Galbreath	7	5	2	0	0/1	0/0	0	42	Blanchard	84	3532	42.0	32.5	10	14	10	61	2
9/10	L	17-28	at Green Bay (Mil.)	54,336	Muncie	7	7	0	0	0	0	0	42	Saints	86	3532	41.1	32.5	10	14	11	61	2
9/17	L	17-24	Philadelphia	49,242	Mike-Mayer	0	0	0	0	18/18	6/13	0	36	Opponents	71	2851	40.2	35.3	5	17	59	1	
9/24	W	20-18	at Cincinnati	40,455	Childs	4	0	4	0	0	0	0	24										
10/1	L	20-26	Los Angeles	61,659	Harris	4	0	4	0	0	0	0	24	PUNT RET	Ret	FC	Yds	Avg	LG	TD			
10/8	L	16-24	Cleveland	50,158	Strachan	4	0	0	0	0	0	0	24	Chandler	34	10	233	6.9	32	0			
10/15	W	14-7	at San Francisco	37,671	Szaro	0	4	0	0	9/9	4/6	0	21	McGill	1	0	5	5.0	5	0			
10/22	W	10-3	at Los Angeles	47,574	Chandler	2	0	2	0	0	0	0	12	Schwartz	1	0	4	4.0	4	0			
10/29	W	28-17	New York Giants	58,807	Mauti	2	0	2	0	0	0	0	12	Mauti	0	3	0	---	---	---			
11/5	L	14-20	at Pittsburgh	48,526	Owens	2	0	2	0	0	0	0	12	Myers	0	1	0	---	---	---			
11/12	L	17-20	Atlanta	70,323	Leypoldt	0	0	0	0	4/5	2/3	0	10	Saints	36	14	242	6.7	32	0			
11/19	L	7-27	at Dallas	57,920	Hardy	1	0	1	0	0	0	0	6	Opponents	59	4	539	9.1	55	0			
11/26	L	7-20	at Atlanta	55,521	Manning	1	0	0	0	0	0	0	6										
12/3	W	24-13	San Francisco	50,068	Myers	1	0	1	0	0	0	0	6	KICKOFF RET	No	Yds	Avg	LG	TD				
12/10	L	12-17	Houston	63,169	Jurich	0	0	0	0	2/2	0/3	0	0	Chandler	32	760	23.8	38	0				
12/17	W	17-10	at Tampa Bay	51,207	Saints	35	17	17	1	33/35	12/25	1	281	Mauti	17	388	22.8	39	0				
					Opponents	33	9	21	3	32/33	22/33	1	298	Chapman	9	149	16.6	28	0				

TEAM STATISTICS	N.O.	OPP	SACKS: Saints	33.0	Opp.	37.0
TOTAL FIRST DOWNS	295	286				
Rushing	119	129				
Passing	154	130				
Penalty	22	27				
3rd Down: Made/Att.	88/232	94/238				
3rd Down Pct.	37.9	39.5				
4th Down: Made/Att.	0/0	0/0				
4th Down Pct.	0.0	0.0				

RUSHING	No	Yds	Avg	LG	TD
Galbreath	186	635	3.4	20t	5
Muncie	160	557	3.5	28t	7
Strachan	108	388	3.6	21	4
Manning	38	202	5.3	19	1
Kim Jones	9	31	3.4	8	0
Harris	2	22	11.0	22	0
Chandler	2	10	5.0	10	0
Holmes	2	4	2.0	4	0
Blanchard	2	0	0.0	0	0
Scott	1	0	0.0	0	0
Childs	2	-4	-2.0	-1	0

NET YARDS RUSHING	1845	2420	Saints	512	1845	3.6	28t	17
Avg. Per Game	115.3	151.3	Opponents	574	2420	4.2	63	9
Total Rushes	512	574						

NET YARDS PASSING	3151	2464	RECEIVING	No	Yds	Avg	LG	TD
Avg. Per Game	196.9	154.0	Galbreath	74	582	7.9	35	2
Sacked/Yards Lost	37/301	33/236	Childs	53	869	16.4	52	4
Gross Yards	3452	2700	Harris	40	590	14.8	45	4
Att./Completions	479/294	418/215	Owens	40	446	11.2	47t	2
Completion Pct.	61.4	51.4	Chandler	35	472	13.5	58t	2
Had Intercepted	16	21	Muncie	26	233	9.0	34	0
			Strachan	10	51	5.1	15	0

PUNTS/AVERAGE	86/41.1	71/40.2
NET PUNTING AVG.	86/32.5	71/35.3
PENALTIES/YARDS	104/1044	103/929
FUMBLE/BALL LOST	32/15	37/20
TOUCHDOWNS	35	33
Rushing	17	9
Passing	17	21
Returns	1	3

Score by Periods	1	2	3	4	OT	TOT
Saints	54	102	37	88	0	281
Opponents	60	98	47	93	0	298

INTERCEPTIONS	No	Yds	Avg	LG	TD
Myers	6	167	27.8	97t	1
Spencer	4	83	20.8	37	0
Brown	4	50	12.5	19	0
Federspiel	2	12	6.0	12	0
Hughes	2	11	5.5	7	0
Chapman	2	-4	-2.0	0	0
Felton	1	0	0.0	0	0
Saints	21	319	15.2	97t	1
Opponents	16	198	12.4	56	1

1978 NFC WEST STANDING
Saints Finish: 3rd place

	W	L	T	Pct.
Los Angeles	12	4	0	750
Atlanta	9	7	0	563
New Orleans	7	9	0	438
San Francisco	2	14	0	125

PASSING	Att	Cmp	Yds	Cmp%	Yds/Att	TD	TD%	Int	Int%	Long	Sk/Yds	Rating
Manning	471	291	3416	61.8	7.25	17	3.6	16	3.4	71t	37/301	81.7
Scott	5	3	36	60.0	7.20	0	0.0	0	0.0	23	0/0	82.1
Harris	1	0	0	0.0	0.00	0	0.0	0	0.0	0	0/0	39.6
Muncie	1	0	0	0.0	0.00	0	0.0	0	0.0	0	0/0	39.6
Strachan	1	0	0	0.0	0.00	0	0.0	0	0.0	0	0/0	39.6
Saints	479	294	3452	61.4	7.21	17	3.5	16	3.3	71t	37/301	81.2
Opponents	418	215	2700	51.4	6.46	21	5.0	21	5.0	80t	33/236	67.7

HISTORY

SAINTS STATISTICS

1981

RECORD: 4-12


FINISH: 4TH-NFC WEST

Date	W/L	Score	Opponent	Attendance	SCORING	TD	Ru	Pa	Rt	PAT	FG	S	TP	INTERCEPTIONS	No	Yds	Avg	LG	TD			
9/6	L	0-27	at Atlanta	57,406	G. Rogers	13	13	0	0	0	0	78	0	Waymer	4	54	13.5	31	0			
9/13	W	23-17	Los Angeles	62,063	Ricardo	0	0	0	0	24/24	13/25	0	63	Wattelet	3	16	5.3	16	0			
9/20	L	7-20	at New York Giants	69,814	W. Wilson	5	1	4	0	0	0	30	0	Myers	2	70	35.0	54	0			
9/27	L	14-21	at San Francisco	44,433	Holmes	2	2	0	0	0	0	12	0	Ray	1	33	33.0	33	0			
10/4	L	6-20	Pittsburgh	64,578	Chandler	1	0	1	0	0	0	6	0	Nairne	1	18	18.0	18	0			
10/11	L	14-31	Philadelphia	52,728	Groth	1	0	1	0	0	0	6	0	Kovach	1	13	13.0	13	0			
10/18	L	17-20	at Cleveland	76,059	Hardy	1	0	1	0	0	0	6	0	Redd	1	7	7.0	7	0			
10/25	W	17-7	Cincinnati	46,336	Merkens	1	0	1	0	0	0	6	0	Bordelon	1	3	3.0	3	0			
11/1	L	10-41	Atlanta	63,637	Saints	24	16	8	0	24/24	13/25	0	207	Gary	1	0	0.0	0	0			
11/8	W	21-13	at Los Angeles	61,068	Opponents	46	17	26	3	44/44	19/25	0	378	Poe	1	0	0.0	0	0			
11/15	L	10-20	at Minnesota	45,215	SACKS: Saints 27.0, Opp. 41.0									Spivey	1	0	0.0	0	0			
11/22	W	27-24	at Houston	49,581										Saints	17	214	12.6	54	0			
11/29	L	14-31	Tampa Bay	62,209	RUSHING	No	Yds	Avg	LG	TD				Opponents	27	479	17.7	53	1			
12/6	L	3-30	at St. Louis	46,323	G. Rogers	378	1674	4.4	79t	13				PUNTING	No	Yds	Avg	Net	TB	I20	LG	B
12/13	L	7-35	Green Bay	45,518	Holmes	58	194	3.3	11	2				Erleben	66	2672	40.5	34.4	6	11	60	0
12/20	L	17-21	San Francisco	43,639	Tyler	44	137	3.1	13	1				Saints	66	2672	40.5	34.4	6	11	60	0
					W. Wilson	9	37	4.1	15	0				Opponents	69	3045	44.1	35.6	8	11	61	0
					J. Rogers	2	28	14.0	15	0												
					Manning	2	27	13.5	28	0												
					Groth	2	10	5.0	26	0												
					Erleben	2	6	3.0	5	0												
					Stauch	5	1	0.2	9	0												
					D. Wilson	2	-1	-0.5	2	0												
					Merkens	1	-3	-3.0	-3	0												
					Caster	2	-3	-1.5	6	0												
					Myers	3	-4	-1.3	-1	0												
					Scott	38	206	5.4	19	0												
					Saints	546	2286	4.2	79t	16												
					Opponents	504	1916	3.8	44t	17												
					RECEIVING	No	Yds	Avg	LG	TD												
					Holmes	38	206	5.4	19	0												
					W. Wilson	31	384	12.4	55	4												
					Merkens	29	458	15.8	50	1												
					Hardy	23	275	12.0	27	1												
					Tyler	23	135	5.9	18	0												
					Groth	20	380	19.0	54	1												
					Chandler	17	285	16.8	39	1												
					G. Rogers	16	126	7.9	25	0												
					Thompson	6	61	13.5	25	0												
					Martini	8	72	9.0	15	0												
					Brenner	7	143	20.4	34	0												
					Caster	7	108	15.4	31	0												
					Williams	5	50	10.0	13	0												
					Harris	2	33	16.5	20	0												
					Banks	2	18	9.0	12	0												
					J. Rogers	2	12	6.0	9	0												
					Stauch	1	7	7.0	7	0												
					Lafay	1	5	5.0	5	0												
					Saints	238	2778	11.7	55	8												
					Opponents	287	3578	12.5	60t	26												
					FIELD GOALS	1-19	20-29	30-39	40-49	50+												
					Ricardo	0	0	0	0	0												
					Saints	0	0	0	0	0												
					Opponents	2/2	7/7	3/5	5/7	2/4												
					Ricardo: (36B) (45G, 46G, 34G) () () (26G, 33G)																	
					() (49N, 21G, 32B, 37N) (48N, 38G) (28G, 51N)																	
					(32N, 35N) (24G) (41B, 46G, 42G) (44N) (44G, 37N, 48N) () (27G)																	
					Opponents: (37N) (40G) (52N, 20G, 55G, 46N, 56N) () (25G, 43G) (22G, 38N, 49N) (34G, 19G)																	
					() (25G, 22G) (44G, 24G) (35G, 19G) (49G) (51G) (41G, 31G, 24G) () ()																	

1981 NFC WEST STANDINGS
Saints Finish: 4th place

	W	L	T	Pct.
San Francisco	13	3	0	813
Atlanta	7	9	0	438
Los Angeles	6	10	0	375
New Orleans	4	12	0	250

PASSING	Att	Cmp	Yds	Cmp%	Yds/Att	TD	TD%	Int	Int%	Long	Sk/Yds	Rating
Manning	232	134	1447	57.8	6.24	5	2.2	11	4.7	55	21/164	63.6
D. Wilson	159	82	1058	51.6	6.65	1	0.6	11	6.9	50	12/121	46.1
Scott	46	20	245	43.5	5.33	1	2.2	5	10.9	31	7/72	28.2
Merkens	2	1	20	50.0	10.00	0	0.0	0	0.0	20	1/2	85.4
Myers	2	1	8	50.0	4.00	1	50.0	0	0.0	8t	0/0	100.0
Saints	441	238	2778	54.0	6.30	8	1.8	27	6.1	55	41/359	53.8
Opponents	471	287	3578	60.9	7.60	26	5.5	17	3.6	60t	27/241	87.9



SAINTS STATISTICS

1983

RECORD: 8-8

FINISH: 3RD-NFC WEST

Date	W/L	Score	Opponent	Attendance	SCORING	TD	Ru	Pa	Rt	PAT	FG	S	TP	INTERCEPTIONS	No	Yds	Avg	LG	TD
9/4	W	28-17	St. Louis	60,430	Andersen 0 0 0 0	0	0	0	0	37/38	18/24	0	91	Poe	7	146	20.9	31t	1
9/11	L	27-30	at L.A. Rams	45,572	W. Wilson 11 9 2 0	0	0	0	0	0	0	0	66	Gary	3	70	23.3	26	0
9/18	Wot	34-31	Chicago	64,692	G. Rogers 5 5 0 0	0	0	0	0	0	0	0	30	Winston	3	21	7.0	15	0
9/25	L	20-21	at Dallas	62,136	Gajan 4 4 0 0	0	0	0	0	0	0	0	24	Johnson	2	80	40.0	70t	1
10/2	W	17-7	Miami	66,489	Brenner 3 0 3 0	0	0	0	0	0	0	0	18	Walleteit	2	33	16.5	24	0
10/9	W	19-17	at Atlanta	51,654	Young 3 0 3 0	0	0	0	0	0	0	0	18	Paul	2	3	1.5	3	0
10/16	L	13-32	San Francisco	66,154	Duckett 2 0 2 0	0	0	0	0	0	0	0	12	Re. Lewis	1	27	27.0	27t	1
10/23	W	24-21	at Tampa Bay	48,242	Goodlow 2 0 2 0	0	0	0	0	0	0	0	12	Sternrick	1	26	26.0	26	0
10/30	L	21-27	at Buffalo	49,413	K. Clark 1 0 0 1	0	0	0	0	0	0	0	6	Warren	1	6	6.0	6	0
11/6	W	27-10	Atlanta	67,062	Groth 1 0 0 1	0	0	0	0	0	0	0	6	Jackson	1	0	0.0	0	0
11/13	L	0-27	at San Francisco	40,022	Johnson 1 0 0 1	0	0	0	0	0	0	0	6	Saints	23	412	17.9	69t	3
11/21	L	28-31	New York Jets	65,606	Korte 1 0 0 1	0	0	0	0	0	0	0	6	Opponents	25	424	17.0	69t	5
11/27	W	17-16	Minnesota	59,502	Re. Lewis 1 0 0 1	0	0	0	0	0	0	0	6						
12/4	L	0-7	at New England	24,579	Tice 1 0 0 1	0	0	0	0	0	0	0	6						
12/11	Wot	20-17	at Philadelphia	45,182	Tice 1 0 0 0	0	0	0	0	0	0	0	6	Enleben	74	3034	41.0	30.9	9
12/18	L	24-26	L.A. Rams	70,148	D. Wilson 1 1 0 0	0	0	0	0	0	0	0	6	Merkens	4	144	36.0	30.5	0
					Saints	38	19	14	5	37/38	18/24	0	319	Saints	78	3178	40.7	30.8	10
					Opponents	39	11	20	8	37/39	20/34	3	337	Opponents	83	3473	41.8	37.1	6

TEAM STATISTICS

TOTAL FIRST DOWNS	286	OPP.	289	SACKS: Jackson 12.0, Wilks 8.0, Re. Lewis 6.5
Rushing	135	108		
Passing	136	159		
Penalty	15	22		
3rd Down: Made/Att.	89/226	87/225		
3rd Down Pct.	39.4	38.7		
4th Down: Made/Att.	13/17	2/6		
4th Down Pct.	76.5	33.3		
POSSESSION AVG.	30:24	29:36		
TOTAL NET YARDS	4938	4691		
Avg. Per Game	308.6	293.2		
Total Plays	1055	1024		
Avg. Per Play	4.7	4.6		
NET YARDS RUSHING	2461	2000		
Avg. Per Game	153.8	125.0		
Total Rushes	595	472		
NET YARDS PASSING	2477	2691		
Avg. Per Game	154.8	168.2		
Sacked/Yards Lost	35/305	56/347		
Gross Yards	2782	3128		
Att./Completions	425/243	496/271		
Completion Pct.	57.2	54.6		
Had Intercepted	25	23		

PUNTS/AVERAGE	78/40.7	83/41.8	RECEIVING	No	Yds	Avg	LG	TD
NET PUNTING AVG.	78/30.8	83/37.1	Groth	49	585	11.9	42	1
PENALTIES/YARDS	91/802	96/814	Brenner	41	574	14.0	38t	3
FUMBLES/BALL LOST	37/22	33/16	Goodlow	41	487	11.9	26	2
TOUCHDOWNS	38	39	Scott	24	274	11.4	35	0
Rushing	19	11	W. Wilson	20	178	8.9	24	2
Passing	14	20	Duckett	19	283	14.9	48	2
Returns	5	8	Gajan	17	130	7.6	26	0
			G. Rogers	12	69	5.8	22	0
			Young	7	85	12.1	32	3
			Tice	7	33	4.7	12	1
			Mauti	2	30	15.0	23	0
			Hardy	2	29	14.5	22	0
			Austin	2	25	12.5	18	0
			Saints	243	2782	11.4	48	14
			Opponents	271	3128	11.5	60	20

Score by Periods	1	2	3	4	OT	TOT
Saints	41	81	103	88	6	319
Opponents	74	86	61	116	0	337


PUNTING	Ret	FC	Yds	Avg	Net	TB	I20	LG	TD
Enleben	74	3034	41.0	30.9	9	10	60	0	0
Merkens	4	144	36.0	30.5	0	0	45	0	0
Saints	78	3178	40.7	30.8	10	10	60	0	0
Opponents	83	3473	41.8	37.1	6	6	22	0	0

KICKOFF	Ret	No	Yds	Avg	LG	TD
Duckett	33	719	21.8	61	0	0
W. Wilson	9	239	26.6	52	0	0
Mauti	8	147	18.4	35	0	0
Austin	7	112	16.0	27	0	0
J. Rogers	7	103	14.7	25	0	0
Brock	1	15	15.0	15	0	0
Walleteit	1	4	4.0	4	0	0
Saints	66	1339	20.3	61	0	0
Opponents	44	938	21.3	53	0	0

FIELD GOALS	1-19	20-29	30-39	40-49	50+
Andersen	2/2	8/8	3/4	2/6	3/4
Saints	2/2	8/8	3/4	2/6	3/4
Opponents	0/0	7/9	6/9	6/14	1/2

1983 NFC WEST STANDINGS	W	L	T	Pct.
Saints Finish: 3rd place				
San Francisco	10	6	0	62.5
L.A. Rams	9	7	0	56.3
New Orleans	8	8	0	50.0
Atlanta	7	9	0	43.8

PASSING	Att	Cmp	Yds	Cmp%	Yds/Att	TD	TD%	Int	Int%	Long	Sk/Yds	Rating
Stabler	311	176	1988	56.6	6.39	9	2.9	18	5.8	48	18/159	61.4
D. Wilson	112	66	770	58.9	6.88	5	4.5	7	6.3	42	17/146	68.7
Enleben	1	1	24	100.0	24.00	0	0.0	0	0.0	24	0/0	118.8
Gajan	1	0	0	0.0	0.00	0	0.0	0	0.0	0	0/0	39.6
Saints	425	243	2782	57.2	6.55	14	3.3	25	5.9	48	35/305	63.5
Opponents	496	271	3128	54.6	6.31	20	4.0	23	4.6	60	56/437	68.0



SAINTS STATISTICS

1984

RECORD: 7-9

FINISH: 3RD-NFC WEST

Date	W/L	Score	Opponent	Attendance	SCORING	TD	Ru	Pa	Rt	PAT	FG	S	TP	INTERCEPTIONS	No	Yds	Avg	LG	TD			
9/2	L	28-36	Atlanta	66,652	Andersen	0	0	0	0	34/34	20/27	0	94	Waymer	4	9	2.3	9	0			
9/9	W	17-13	Tampa Bay	54,686	Gajan	7	5	2	0	0	0	0	42	Winston	2	90	45.0	47	2			
9/16	L	20-30	at San Francisco	57,611	Brenner	6	0	6	0	0	0	0	36	Wattelet	2	52	26.0	35	1			
9/23	W	34-24	St. Louis	58,723	W. Wilson	4	1	3	0	0	0	0	24	Kovach	1	16	16.0	16	0			
9/30	W	27-10	at Houston	43,108	Goodlow	3	0	3	0	0	0	0	18	Poe	1	16	16.0	16	0			
10/7	L	7-20	at Chicago	53,752	Young	3	0	3	0	0	0	0	18	Jackson	1	14	14.0	14	0			
10/14	L	10-28	L.A. Rams	63,161	G. Rogers	2	2	0	0	0	0	0	12	B. Clark	1	9	9.0	9	0			
10/21	Lot	27-30	at Dallas	50,966	Wattelet	2	0	0	2	0	0	0	12	Johnson	1	7	7.0	7	0			
10/28	W	16-14	at Cleveland	52,849	Winston	2	0	0	2	0	0	0	12	Saints	13	213	16.4	47	3			
11/4	L	13-23	Green Bay	57,426	Anthony	1	1	0	0	0	0	0	6	Opponents	28	420	15.0	60	3			
11/11	W	17-13	at Atlanta	40,590	Hardy	1	0	1	0	0	0	0	6									
11/19	W	27-24	Pittsburgh	66,005	Miller	1	0	1	0	0	0	0	6	PUNTING	No	Yds	Avg	Net	TB	I20	LG	LB
11/25	L	3-35	San Francisco	65,117	Scott	1	0	1	0	0	0	0	6	Hansen	69	3020	43.8	33.3	7	9	66	
12/2	L	21-34	at L.A. Rams	49,348	Tice	1	0	1	0	0	0	0	6	Saints	70	3020	43.1	33.3	7	9	66	
12/9	L	21-24	Cincinnati	40,855	Saints	34	9	21	4	34/34	20/27	0	298	Opponents	84	3492	41.6	36.0	10	30	87	0
12/15	W	20-3	at New York Giants	63,739	Opponents	41	13	23	5	41/41	24/33	1	361									

TEAM STATISTICS		N.O.
TOTAL FIRST DOWNS		298
Rushing	131	134
Passing	137	142
Penalty	30	22

3rd Down: Made/Att.		89/224	83/220
3rd Down Pct.	39.7	37.7	G. Rogers
4th Down: Made/Att.	8/22	8/11	Gajan
4th Down Pct.	36.4	72.7	Campbell

POSSession AVG.		30-13	29-47
TOTAL NET YARDS		5008	4914
Avg. Per Game	313.0	307.1	Anthony
Total Plays	1044	1026	T. Wilson
Avg. Per Play	4.8	4.8	Goodlow

NET YARDS RUSHING		2171	2461
Avg. Per Game	135.7	153.8	Duckett
Total Rushes	523	549	D. Wilson

NET YARDS PASSING		2837	2453
Avg. Per Game	177.3	153.3	Saints
Sacked/Yards Lost	45/361	55/420	Opponents
Gross Yards	3198	2873	

ATT./COMPLETIONS		476/246	422/239
Completion Pct.	51.7	56.6	Gajan
Had Intercepted	28	13	Groth

PUNTS/AVERAGE		70/43.1	84/41.6
NET PUNTING AVG.		70/33.3	84/36.0
PENALTIES/YARDS		101/849	119/1025

FUMBLES/BALL LOST		22/13	28/10
TOUCHDOWNS		34	41
Rushing	9	13	Anthony
Passing	21	23	G. Rogers
Returns	4	5	Miller

Score by Periods		1	2	3	4	OT	TOT
Saints	61	101	37	99	0	298	Duckett
Opponents	42	129	78	109	3	361	Saints

SACKS:		Jackson 12.0, B. Clark 10.5, Paul 9.5, Wilks 7.5, Geathers 6.0, Warren 4.0, Re. Lewis 2.0, Moore 2.0, Kovach 1.0, Winston 0.5, Saints
Opponents		41 13 23 5 41/41 24/33 1 361

KICKOFF RET		No	Yds	Avg	LG	TD
Fields		27	6	236	8.7	61
Groth		6	12	32	5.3	9
Opponents		37	18	268	8.1	61

FIELD GOALS		1-19	20-29	30-39	40-49	50+
Opponents		29	580	20.0	39	0
Opponents		45	916	20.4	35	0

RECEIVING		No	Yds	Avg	LG	TD
Opponents		549	2461	4.5	66	13

1984 NFC WEST STANDINGS		Saints Finish: 3rd place			
		W	L	T	Pct.
San Francisco		15	1	0	.938
L.A. Rams		10	6	0	.625
New Orleans		7	9	0	.438
Atlanta		4	12	0	.250

PASSING	Att	Cmp	Yds	Cmp%	Yds/Att	TD	TD%	Int	Int%	Long	Sk/Yds	Rating
Todd	312	161	2178	51.6	6.98	11	3.5	19	6.1	74	33/267	60.6
D. Wilson	93	51	647	54.8	6.96	7	7.5	4	4.3	54t	7/54	83.9
Stabler	70	33	339	47.1	4.84	2	2.9	5	7.1	29	5/40	41.3
Gajan	1	1	34	100.0	34.00	1	100.0	0	0.0	34t	0/0	158.3
Saints	476	246	3198	51.7	6.72	21	4.4	28	5.9	74	45/361	63.3
Opponents	422	239	2873	56.6	6.81	23	5.5	13	3.1	50t	55/420	83.0

HISTORY

SAINTS STATISTICS

1985

RECORD: 5-11

FINISH: 3RD-NFC WEST

Date	W/L	Score	Opponent	Attendance	SCORING	TD	Ru	Pa	Rt	PAT	FG	S	TP	INTERCEPTIONS	No	Yds	Avg	LG	TD		
9/8	L	27-47	Kansas City	57,760	Andersen	0	0	0	0	27/29	31/35	0	120	Waymer	6	49	8.2	28	0		
9/15	L	23-24	at Denver	74,488	Martin	4	0	4	0	0	0	0	24	Hoage	4	79	19.8	52t	1		
9/22	W	20-13	Tampa Bay	45,320	Brenner	3	0	3	0	0	0	0	18	Poe	3	63	21.0	40t	1		
9/29	W	20-17	at San Francisco	58,053	Goodlow	3	0	3	0	0	0	0	18	Tullis	2	22	11.0	22	0		
10/6	W	23-21	Philadelphia	56,364	W. Wilson	3	1	2	0	0	0	0	18	Del Rio	2	13	6.5	11	0		
10/13	L	13-23	at L.A. Raiders	48,512	Gajan	2	2	0	0	0	0	0	12	Wattelet	2	0	0.0	0	0		
10/20	L	24-31	at Atlanta	44,784	Groth	2	0	2	0	0	0	0	12	Kovach	1	53	53.0	53	0		
10/27	L	13-21	New York Giants	54,082	Hardy	2	0	2	0	0	0	0	12	Redd	1	25	25.0	25	0		
11/3	L	10-28	at L.A. Rams	49,030	Tice	2	0	2	0	0	0	0	12	Winston	0	8	—	8	0		
11/10	L	3-27	Seattle	47,365	Warren	2	0	2	0	0	0	0	12	Saints	21	312	14.9	53	2		
11/17	L	14-38	at Green Bay	52,104	Campbell	1	1	0	0	0	0	0	6	Opponents	23	251	10.9	33	1		
11/24	W	30-23	at Minnesota	54,117	Del Rio	1	0	0	0	0	0	0	6								
12/1	W	29-28	L.A. Rams	44,122	Hebert	1	0	1	0	0	0	0	6	PUNTING	No	Yds	Avg	Net	TB	IG	B
12/8	L	16-28	at St. Louis	29,527	Hoage	1	0	1	0	0	0	0	6	Hansen	89	3763	42.3	36.5	6	14	58
12/15	L	19-31	San Francisco	46,065	Merkins	1	0	1	0	0	0	0	6	Saints	89	3763	42.3	36.5	6	14	58
12/22	L	10-16	Atlanta	37,717	Poe	1	0	1	0	0	0	0	6	Opponents	81	3417	42.2	37.8	7	24	61


TEAM STATISTICS		N.O.	OPP.	SCORING					PUNT RET					KICKOFF RET										
TOTAL FIRST DOWNS		250	325	Opponents	48	19	26	3	48/48	21/28	1	401	Tullis	Ret	FC	Yds	Avg	LG	TD					
Rushing		83	135	SACKS:	Jackson 11.0,	B. Clark 8.5,	Geathers 6.5,						17	6	141	8.3	17	0						
Passing		148	188	Warren 5.5,	Paul 5.0,	Wilks 2.5,	Haynes 2.0,						8	10	53	6.6	13	0						
Penalty		19	22	1.0,	Hoage 1.0,	Kovach 1.0,	Redd 1.0,						4	2	21	5.3	10	0						
3rd Down: Made/Att.		66/221	96/228	Saints 46.0,	Opp. 58.0						PUNTING					No	Yds	Avg	Net	TB	IG	B		
3rd Down Pct.		29.9	42.1						Opponents					45	17	397	8.8	46	0					
4th Down: Made/Att.		8/16	7/13	RUSHING					No	Yds	Avg	LG	TD											
4th Down Pct.		50.0	53.8	W. Wilson	168	645	3.8	41t	1	KICKOFF RET					No	Yds	Avg	LG	TD					
POSSession AVG.		28:33	31:27	Campbell	158	643	4.1	45	1	Anthony					23	476	20.7	52	0					
TOTAL NET YARDS		4479	5815	Gajan	50	251	5.0	26	2	Tullis					23	470	20.4	62	0					
Avg. Per Game		279.9	363.4	Anthony	17	65	3.8	13	0	Martin					15	384	25.6	69	0					
Total Plays		997	1083	Wattelet	2	42	21.0	23	0	Fowler					4	78	19.5	23	0					
Avg. Per Play		4.5	5.4	Hebert	12	26	2.2	8	0	Roaches					4	76	19.0	23	0					
NET YARDS RUSHING		1683	2162	D. Wilson	18	7	0.4	17	0	Merkins					1	0	0.0	0	0					
Avg. Per Game		105.2	135.1	Fowler	2	4	2.0	3	0	Rackley					1	63	63.0	63	0					
Total Rushes		431	508	Goodlow	1	3	3.0	3	0	Saints					71	1547	21.8	89	0					
NET YARDS PASSING		2796	3653	Martin	2	-1	-5	11	0	Opponents					43	968	22.5	94t	1					
Avg. Per Game		174.8	228.3	Merkins	1	-2	-2.0	-2	0						FIELD GOALS					1-19	20-29	30-39	40-49	50+
Sacked/Yards Lost		58/461	46/322	Saints	431	1683	3.9	45	4	Field					0/0	4/5	13/14	11/12	3/4					
Gross Yards		3257	3975	Opponents	508	2162	4.3	48	19						Saints					0/0	4/5	13/14	11/12	3/4
Att./Completions		508/260	529/306	RECEIVING					No	Yds	Avg	LG	TD	Opponents					0/0	6/6	6/8	6/9	3/5	
Completion Pct.		51.2	57.8	Brenner	42	652	15.5	30	3	Opponents					0/0	6/6	6/8	6/9	3/5					
Had Intercepted		23	21	W. Wilson	38	228	6.0	21	2	Andersen:					(50G, 36G)	(45N, 55G)	(37G, 40G,							
Punts/Average		89/42.3	81/42.2	Martin	35	522	14.9	50	4	50N)					(39G, 39G, 39N)	(40G, 33G, 43G)	(34G, 33G,							
Net Punting Avg.		89/36.5	81/37.8	Goodlow	32	603	18.8	76t	3	(33G)					(33G, 43G)	(51G)	(20G, 28G)	(1)	(26G, 47G,					
Penalties/Yards		96/805	108/837	Anthony	28	185	6.6	36	0	45G)					(47G, 42G, 35G, 27G, 35G)	(31G, 30G, 42G)								
Fumbles/Ball Lost		23/13	24/16	Tice	24	266	11.1	39t	2	(46G, 41G)					(28G)									
Touchdowns		29	48	Groth	15	238	15.9	56t	2	Opponents:					(48G, 52G, 52G, 34G)	(43G, 48G)								
Rushing		4	19	Hardy	15	208	13.9	31	2	(38G, 51G, 62N)					(42G) ()	(48N)	(31G)	(39N, 42N)						
Passing		20	26	Gajan	8	87	10.9	22	0	()					(32G, 26G)	(27G)	(22G, 22G, 36G)	(41G) ()						
Returns		5	3	Scott	7	61	8.7	15	0	(52B, 24G)					(39B, 48G, 46N, 31G, 22G)									

Score by Periods		1	2	3	4	OT	TOT
Saints		46	77	43	128	0	294
Opponents		55	142	51	153	0	401

1985 NFC WEST STANDINGS

Saints Finish: 3rd place				
	W	L	T	Pct.
L.A. Rams	11	5	0	687
San Francisco	10	6	0	625
New Orleans	5	11	0	313
Atlanta	4	12	0	250

PASSING	Att	Cmp	Yds	Cmp%	Yds/Att	TD	TD%	Int	Int%	Long	Sk/Yds	Rating
D. Wilson	293	145	1843	49.5	6.29	11	3.8	15	5.1	50	39/291	60.7
Hebert	181	97	1208	53.6	6.67	5	2.8	4	2.2	76t	17/150	74.6
Todd	32	16	191	50.0	5.97	3	9.4	4	12.5	56t	1/10	60.3
Hansen	1	1	8	100.0	8.00	0	0.0	0	0.0	8	0/0	100.0
Merkins	1	1	7	100.0	7.00	1	100.0	0	0.0	7t	1/10	135.4
Saints	508	260	3257	51.2	6.41	20	3.9	23	4.5	76t	58/461	65.7
Opponents	529	306	3975	57.8	7.51	26	4.9	21	4.0	65t	46/322	81.4



HISTORY

SAINTS STATISTICS

1986

RECORD: 7-9

FINISH: 4TH-NFC WEST

Date	W/L	Score	Opponent	Attendance	SCORING	TD	Ru	Pa	Rt	PAT	FG	S	TP	INTERCEPTIONS	No	Yds	Avg	LG	TD	
9/7	L	10-31	Atlanta	67,950	Andersen	0	0	0	0	30/30	26/30	0	108	Waymer	9	48	5.3	17	0	
9/14	W	24-10	Green Bay	46,383	Mayes	8	8	0	0	0	0	0	48	Poe	4	42	10.5	30	0	
9/21	L	17-26	at San Francisco	58,297	Hilliard	5	5	0	0	0	0	0	30	Wattelet	3	34	11.3	22	0	
9/28	L	17-20	at New York Giants	72,769	Martin	5	0	5	0	0	0	0	30	Gibson	2	43	21.5	43	0	
10/5	L	6-14	Washington	57,378	Jones	3	0	3	0	0	0	0	18	Maxie	2	15	7.5	15	0	
10/12	W	17-14	at Indianapolis	53,512	Tice	3	0	3	0	0	0	0	18	Jakes	2	6	3.0	4	0	
10/19	W	38-7	Tampa Bay	43,355	Goodlow	2	0	2	0	0	0	0	12	Haynes	1	17	17.0	17	1	
10/26	L	23-28	at New York Jets	44,246	Gray	1	0	0	1	0	0	0	6	V. Johnson	1	15	15.0	15	0	
11/2	W	23-10	San Francisco	53,234	Haynes	1	0	0	1	0	0	0	6	Gary	1	14	14.0	14	0	
11/9	W	6-0	L.A. Rams	62,352	Jordan	1	1	0	0	0	0	0	6	Jackson	1	1	1.0	1	0	
11/16	W	16-7	at St. Louis	52,069	D. Wilson	1	1	0	0	0	0	0	6	Saints	26	235	9.0	43	1	
11/23	L	13-26	at L.A. Rams	58,600	Saints	30	15	13	2	30/30	26/30	0	288	Opponents	25	362	14.5	46	0	
11/30	L	20-21	New England	58,259	Opponents	34	11	21	2	32/33	17/27	0	287	Opponents	78	3315	42.1	36.6	11	
12/7	L	27-31	Miami	64,761	SACKS: Geathers 9.0, Jackson 9.0, Warren 7.5, Clark 6.0, Swilling 4.0, Elliott 3.5, Gibson 3.0, Haynes 2.0, V. Johnson 1.0, Poe 1.0, Wilks 1.0, Saints 47.0, Opp. 27.0															
12/14	W	14-9	at Atlanta	39,994																
12/21	L	17-33	at Minnesota	51,209																

TEAM STATISTICS

TOTAL FIRST DOWNS

Rushing	109	104
Passing	137	197
Penalty	29	30
3rd Down: Made/Att.	59/197	97/230
3rd Down Pct.	29.9	42.2
4th Down: Made/Att.	7/13	7/14
4th Down Pct.	53.8	50.0

POSSESSION AVG.

Avg. Per Game	29.6	31.9
Total Plays	957	1109
Avg. Per Play	5.0	4.6

NET YARDS RUSHING

Avg. Per Game	129.6	97.4
Total Rushes	505	486

NET YARDS PASSING

Avg. Per Game	166.8	254.3
Sacked/Yards Lost	27/225	47/343
Gross Yards	2893	3886
Att./Completions	425/232	576/331
Completion Pct.	54.6	57.5
Had Intercepted	25	26

PUNTS/AVERAGE

NET PUNTING AVG.	82/42.1	78/42.5
------------------	---------	---------

PENALTIES/YARDS

FUMBLES/BALL LOST	33/18	37/17
-------------------	-------	-------

TOUCHDOWNS

Rushing	15	11
Passing	13	21
Returns	2	2

Score by Periods

Saints	81	62	47	98	0	288
Opponents	64	92	71	60	0	287

OPP: 331

RUSHING

Mayes	286	1353	4.7	50	8
Hilliard	121	425	3.5	36	5
Jordan	68	207	3.0	10	0
Gray	6	29	4.8	11	0
D. Wilson	14	19	1.4	14	1
W. Wilson	2	5	2.5	3	0
Del Rio	1	16	16.0	16	0

RECEIVING

Jones	48	625	13.0	45	3
Martin	37	675	18.2	84	5
Tice	37	330	8.9	29	3
Goodlow	20	306	15.3	29	2
Brenner	18	286	15.9	34	0
Hilliard	17	107	6.3	17	0
Haynes	17	96	5.6	18	0
Harris	11	148	13.5	27	0
Jordan	11	127	11.5	37	0
Edwards	10	132	13.2	24	0
Gray	2	45	22.5	38	0
Waymer	1	13	13.0	13	0
J. Williams	1	5	5.0	5	0
Hebert	1	1	1.0	1	0
W. Wilson	1	-3	-3.0	-3	0

Saints

232	2893	12.5	84	13
-----	------	------	----	----

Opponents

331	3886	11.7	62	21
-----	------	------	----	----

PUNTING

Martin	24	9	227	9.5	39	0
McLemore	10	3	67	6.7	23	0
Poe	8	3	71	8.9	17	0
Edwards	3	0	2	0.7	5	0
Tullis	2	0	10	5.0	7	0
Saints	47	15	377	8.0	39	0
Opponents	37	11	234	6.3	20	0

KICKOFF RET

Gray	31	866	27.9	101	1
Mayes	10	213	21.3	34	0
Harris	7	122	17.4	22	0
Martin	3	64	21.3	27	0
McLemore	2	39	19.5	22	0
Tullis	2	28	14.0	19	0
Saints	55	1332	24.2	101	1
Opponents	35	662	18.9	55	0

FIELD GOALS

Andersen	1/1	11/11	6/7	6/6	2/5
Saints	1/1	11/11	6/7	6/6	2/5
Opponents	0/0	4/5	4/6	6/10	3/6

Opponents

(47G) (20G) (44G) (27G) (34G) (45G, 51N) (30N) (46G) (31G) (51N) (26G) (53G) (28G) (45G, 50G) (23G) (20G) (22G) (47G) (28G) (30G) (33G) (18G) (28G) (38G) (27G) (50N) (29G) () (39G)
Opponents: (32G) (50G) (30G) (40G) (28G) (32G) (29G) (28G) (45N) (29N) (49N) (54N) (54N) (46N) (50G) (33N) (37N) () (32G) (47G) (29G) (44G) (49N) (43G) (43G) (46G) (51B) (50G)

1986 NFC WEST STANDINGS

Saints Finish: 8th place

	W	L	T	Pct.
San Francisco	10	5	1	.656
L.A. Rams	10	6	0	.625
Atlanta	7	8	1	.469
New Orleans	7	9	0	.438

PASSING	Att	Cmp	Yds	Cmp%	Yds/Att	TD	TD%	Int	Int%	Long	Sk/Yds	Rating
D. Wilson	342	189	2353	55.3	6.88	10	2.9	17	5.0	63t	22/191	65.8
Hebert	79	41	496	51.9	6.30	2	2.5	8	10.1	84	5/34	40.5
Hilliard	3	1	29	33.3	9.67	1	33.3	0	0.0	29t	0/0	109.7
Wattelet	1	1	13	100.0	13.00	0	0.0	0	0.0	13	0/0	118.8
Saints	425	232	2893	54.6	6.81	13	3.1	25	5.9	84	27/225	61.6
Opponents	576	331	3886	57.5	6.75	21	3.6	26	4.5	62t	47/343	71.4

HISTORY

SAINTS STATISTICS

1988

RECORD: 10-6

FINISH: 3rd-NFC WEST

Date	W/L	Score	Opponent	Attendance	SCORING	TD	Ru	Pa	Rt	PAT	FG	S	TP	INTERCEPTIONS	No	Yds	Avg	LG	TD	
9/4	L	33-34	San Francisco	66,357	Andersen	0	0	0	0	32/33	26/36	0	110	Atkins	4	42	10.5	40	0	
9/11	W	29-21	at Atlanta	48,901	Hill	7	0	7	0	0	0	0	42	Waymer	3	91	30.3	44	0	
9/18	W	22-14	at Detroit	32,943	Martin	7	0	7	0	0	0	0	42	Jakes	3	61	20.3	39	0	
9/25	W	13-9	Tampa Bay	66,671	Hilliard	6	5	1	0	0	0	0	36	Sutton	3	32	10.7	34	0	
10/3	W	20-17	Dallas	68,474	Mayes	3	3	0	0	0	0	0	18	Johnson	1	34	34.0	34	0	
10/9	W	23-17	at San Diego	42,693	R. Clark	2	0	2	0	0	0	0	12	Mack	1	19	19.0	19	0	
10/16	W	20-19	at Seattle	63,569	Perriman	2	0	2	0	0	0	0	12	Jackson	1	16	16.0	16	0	
10/23	W	20-6	L.A. Raiders	66,249	Gray	1	0	0	1	0	0	0	6	Cook	1	0	0.0	0	0	
10/30	L	10-12	L.A. Rams	68,238	Heyward	1	1	0	0	0	0	0	6	Saints	17	295	17.4	44	2	
11/6	L	24-27	at Washington	54,183	Jordan	1	0	0	1	0	0	0	6	Opponents	16	226	14.1	78	2	
11/13	W	14-10	at L.A. Rams	63,305	Scales	1	0	1	0	0	0	0	6	PUNTING	No	Yds	Avg	Net	LG	B
11/20	W	42-0	Denver	68,075	Tice	0	1	0	0	0	0	0	6	Hansen	72	2913	40.5	34.3	8	19
11/27	L	12-13	N.Y. Giants	66,526	Waymer	1	0	0	1	0	0	0	6	Saints	73	2913	39.9	34.3	8	19
12/4	L	3-45	at Minnesota	61,215	Jackson	0	0	0	0	0	0	0	2	Opponents	70	2815	40.2	32.6	6	15
12/11	L	17-30	at San Francisco	62,977	Saints	33	9	21	3	32/33	26/36	2	312	Opponents	70	2815	40.2	32.6	6	15
12/18	W	10-9	Atlanta	60,566	Opponents	29	7	19	3	28/29	27/34	0	283	Opponents	39	16	248	6.4	17	0

TEAM STATISTICS

Category	Value	OPP	SACKS:	Jackson 7.0, Swilling 7.0, Geathers 3.5, Wilks 3.5, Gibson 2.0, Johnson 2.0, Kohlerbrand 2.0, Elliott 1.0, Gregory 1.0, Mack 1.0, Warren 1.0, Saints 31.0, Opp. 24.0
TOTAL FIRST DOWNS	396	286		
Rushing	108	97		
Passing	179	167		
Penalty	19	22		
3rd Down: Made/Att.	104/227	73/203	RUSHING	No Yds Avg LG TD
3rd Down Pct.	45.8	36.0	Hilliard	204 823 4.0 36 5
4th Down: Made/Att.	4/6	7/14	Mayes	170 628 3.7 21 3
4th Down Pct.	66.7	50.0	Heyward	74 355 4.8 73t 1
POSSESSION AVG.	32-38	27-22	Jordan	19 115 6.1 44 0
TOTAL NET YARDS	5131	5106	Hebert	37 79 21 16 0
Avg. Per Game	320.7	319.1	Perriman	3 17 5.7 17 0
Total Plays	1034	978	Martin	2 12 6.0 9 0
Avg. Per Play	5.0	5.2	Hansen	1 10 10.0 10 0
NET YARDS RUSHING	2046	1779	Hill	2 7 3.5 5 0
Avg. Per Game	127.9	111.2	Saints	512 2046 4.0 73t 9
Total Rushes	512	442	Opponents	442 1779 4.0 62 7
NET YARDS PASSING	3085	3327		
Avg. Per Game	192.8	207.9	RECEIVING	No Yds Avg LG TD
Sacked/Yards Lost	24/171	31/252	Martin	85 1083 12.7 40t 7
Gross Yards	3256	3579	Hill	66 703 10.7 35 7
Att./Completions	498/286	505/277	Hilliard	34 335 9.9 26 1
Completion Pct.	57.4	54.9	Tice	26 297 11.4 40 1
Had Intercepted	16	17	R. Clark	19 245 12.9 21t 2
PUNTS/AVERAGE	73/39.9	70/40.2	Perriman	16 215 13.4 33 2
NET PUNTING AVG.	73/34.3	70/32.6	Heyward	13 105 8.1 18 0
FUMBLES/BALL LOST	29/16	27/15	Jordan	5 70 14.0 25 0
TOUCHDOWNS	33	29	Brenner	5 67 13.4 24 0
Rushing	9	7	Scales	2 20 10.0 14 1
Passing	21	19	Hebert	2 0 0.0 2 0
Returns	3	3	Pattison	1 8 8.0 8 0
			Benson	1 5 5.0 5 0

Score by Periods	1	2	3	4	OT	TD
Saints	64	93	101	54	0	312
Opponents	51	111	70	51	0	283

1988 NFC WEST STANDINGS

Saints Finish: 3rd place			
	W	L	Pct.
San Francisco	10	6	0.625
L.A. Rams	10	6	0.625
New Orleans	10	6	0.625
Atlanta	5	11	0.313

	PASSING	Att	Cmp	Yds	Cmp%	Yds/Att	TD	TD%	Int	Int%	Long	Sk/Yds	Rating
Hebert	478	280	3156	58.6	6.60	20	4.2	15	3.1	40t	24/171	79.3	
Wilson	16	5	73	31.3	4.56	0	0.0	1	6.3	25	0/0	21.1	
Hilliard	2	1	27	50.0	13.50	1	50.0	0	0.0	27t	0/0	135.4	
Fourcade	1	0	0	0.0	0.00	0	0.0	0	0.0	0	0/0	39.6	
Hill	1	0	0	0.0	0.00	0	0.0	0	0.0	0	0/0	39.6	
Saints	498	286	3256	57.4	6.54	21	4.2	16	3.2	40t	24/171	77.9	
Opponents	505	277	3579	54.9	7.09	19	3.8	17	3.4	85t	31/252	75.8	

HISTORY

SAINTS STATISTICS

1989

RECORD: 9-7

FINISH: 3rd-NFC WEST

Date	W/L	Score	Opponent	Attendance	SCORING	TD	Ru	Pa	Rt	PAT	FG	S	TP	INTERCEPTIONS	No	Yds	Avg	LG	TD		
9/10	W	28-0	Dallas	66,977	Hilliard	18	13	5	0		0	108	0	Waymer	6	66	11.0	42	0		
9/17	L	34-35	at Green Bay	55,809	Andersen	0	0	0	0	44/45	20/29	0	104	Massey	5	26	5.2	22	0		
9/24	L	10-20	at Tampa Bay	44,053	E. Martin	8	0	0	0		0	48	0	Cook	3	81	27.0	63t	1		
10/1	L	14-16	Washington	64,358	Brenner	4	0	4	0		0	24	0	Maxie	3	41	13.7	26t	1		
10/8	L	20-24	San Francisco	60,488	Hill	4	0	4	0		0	24	0	Mack	2	0	0.0	0	0		
10/15	W	29-14	New York Jets	59,521	Jordan	3	3	0	0		0	18	0	Swilling	1	14	14.0	14	0		
10/22	W	40-21	at L.A. Rams	57,567	Cook	1	0	0	1		0	6	0	Atkins	1	-2	-2.0	-2	0		
10/29	W	20-13	Atlanta	65,153	Fourcade	1	1	0	0		0	6	0	Saints	21	226	10.8	63t	2		
11/6	L	13-31	at San Francisco	60,667	Frazier	1	1	0	0		0	6	0	Opponents	19	265	13.9	40	2		
11/12	W	28-24	at New England	47,690	Heyward	1	0	0	0		0	6	0								
11/19	W	26-17	at Atlanta	53,173	Maxie	1	0	0	1		0	6	0	PUNTING	No	Yds	Avg	Net	TB	IG	LG
11/26	Lot	17-20	L.A. Rams	64,274	Morse	1	0	0	1		0	6	0	Barnhardt	55	2179	39.6	35.0	4	17	
12/3	L	14-21	at Detroit	38,550	Shepard	1	0	0	1		0	6	0	Winslow	16	595	37.2	31.6	1	4	
12/10	W	22-19	at Buffalo	70,037	Tice	1	0	1	0		0	6	0	Saints	71	2774	39.1	34.2	5	21	
12/18	W	30-20	Philadelphia	59,218	Turner	1	0	0	0		0	6	0	Opponents	75	2956	39.4	33.2	2	15	
12/24	W	41-6	Indianapolis	49,009	Forde	0	0	0	0		1	2	0								

TEAM STATISTICS		N.O.	OPP.	SAINTS	SAINTS	SAINTS	SAINTS	SAINTS	SAINTS	SAINTS	SAINTS	SAINTS	SAINTS	SAINTS	SAINTS	SAINTS	SAINTS	SAINTS	SAINTS	SAINTS
TOTAL FIRST DOWNS	304	293	304	293	304	293	304	293	304	293	304	293	304	293	304	293	304	293	304	293
Rushing	108	79	108	79	108	79	108	79	108	79	108	79	108	79	108	79	108	79	108	79
Passing	167	198	167	198	167	198	167	198	167	198	167	198	167	198	167	198	167	198	167	198
Penalty	29	16	29	16	29	16	29	16	29	16	29	16	29	16	29	16	29	16	29	16
3rd Down: Made/Att.	89/207	82/216	89/207	82/216	89/207	82/216	89/207	82/216	89/207	82/216	89/207	82/216	89/207	82/216	89/207	82/216	89/207	82/216	89/207	82/216
3rd Down Pct.	43.0	38.0	43.0	38.0	43.0	38.0	43.0	38.0	43.0	38.0	43.0	38.0	43.0	38.0	43.0	38.0	43.0	38.0	43.0	38.0
4th Down: Made/Att.	5/10	8/17	5/10	8/17	5/10	8/17	5/10	8/17	5/10	8/17	5/10	8/17	5/10	8/17	5/10	8/17	5/10	8/17	5/10	8/17
4th Down Pct.	50.0	47.1	50.0	47.1	50.0	47.1	50.0	47.1	50.0	47.1	50.0	47.1	50.0	47.1	50.0	47.1	50.0	47.1	50.0	47.1

POSSESSION AVG.		33:43	26:17	Hilliard	344	1262	3.7	40	13											
TOTAL NET YARDS	5328	5186	5328	5186	5328	5186	5328	5186	5328	5186	5328	5186	5328	5186	5328	5186	5328	5186	5328	5186
Avg. Per Game	333.0	324.1	333.0	324.1	333.0	324.1	333.0	324.1	333.0	324.1	333.0	324.1	333.0	324.1	333.0	324.1	333.0	324.1	333.0	324.1
Total Plays	999	997	999	997	999	997	999	997	999	997	999	997	999	997	999	997	999	997	999	997
Avg. Per Play	5.3	5.2	5.3	5.2	5.3	5.2	5.3	5.2	5.3	5.2	5.3	5.2	5.3	5.2	5.3	5.2	5.3	5.2	5.3	5.2

NET YARDS RUSHING		1948	1326	Hebert	25	87	3.5	11	0											
Avg. Per Game	121.8	82.9	121.8	82.9	121.8	82.9	121.8	82.9	121.8	82.9	121.8	82.9	121.8	82.9	121.8	82.9	121.8	82.9	121.8	82.9
Total Rushes	502	373	502	373	502	373	502	373	502	373	502	373	502	373	502	373	502	373	502	373

NET YARDS PASSING		3380	3860	Winslow	1	0	0.0	0	0											
Avg. Per Game	211.3	241.3	211.3	241.3	211.3	241.3	211.3	241.3	211.3	241.3	211.3	241.3	211.3	241.3	211.3	241.3	211.3	241.3	211.3	241.3
Sacked/Yards Lost	36/271	47/362	36/271	47/362	36/271	47/362	36/271	47/362	36/271	47/362	36/271	47/362	36/271	47/362	36/271	47/362	36/271	47/362	36/271	47/362

GROSS YARDS		3651 <th>4222 <th>Saints</th> <th>502 <th>1948</th> <th>3.9 <th>40</th> <th>19</th> <th></th> <th></th> <th></th> <th></th> <th></th> <th></th> <th></th> <th></th> <th></th> <th></th> <th></th> </th></th></th>	4222 <th>Saints</th> <th>502 <th>1948</th> <th>3.9 <th>40</th> <th>19</th> <th></th> <th></th> <th></th> <th></th> <th></th> <th></th> <th></th> <th></th> <th></th> <th></th> <th></th> </th></th>	Saints	502 <th>1948</th> <th>3.9 <th>40</th> <th>19</th> <th></th> <th></th> <th></th> <th></th> <th></th> <th></th> <th></th> <th></th> <th></th> <th></th> <th></th> </th>	1948	3.9 <th>40</th> <th>19</th> <th></th> <th></th> <th></th> <th></th> <th></th> <th></th> <th></th> <th></th> <th></th> <th></th> <th></th>	40	19											
Att./Completions	461/284	577/320	461/284	577/320	461/284	577/320	461/284	577/320	461/284	577/320	461/284	577/320	461/284	577/320	461/284	577/320	461/284	577/320	461/284	577/320
Completion Pct.	61.6	55.5	61.6	55.5	61.6	55.5	61.6	55.5	61.6	55.5	61.6	55.5	61.6	55.5	61.6	55.5	61.6	55.5	61.6	55.5

HAD INTERCEPTED		19	21	RECEIVING	No	Yds	Avg	LG	TD											
Punts/Average	71/39.1	75/39.4	71/39.1	75/39.4	68	1090	16.0	53t	8											
NET PUNTING AVG.	71/34.2	75/33.2	71/34.2	75/33.2	52	514	9.9	54t	5											

PENALTIES/YARDS		90/676	105/850	Hilliard	48	636	13.3	46	4											
FUMBLES/BALL LOST	28/12	35/18	28/12	35/18	34	398	11.7	30t	4											
TOUCHDOWNS	46	35	46	35	22	279	12.7	54t	1											

RUSHING		19	10	Perriman <th>20</th> <th>356</th> <th>17.8</th> <th>47 <th>0</th> <th></th> <th></th> <th></th> <th></th> <th></th> <th></th> <th></th> <th></th> <th></th> <th></th> <th></th> </th>	20	356	17.8	47 <th>0</th> <th></th> <th></th> <th></th> <th></th> <th></th> <th></th> <th></th> <th></th> <th></th> <th></th> <th></th>	0											
Passing	23	23	23	23	13	69	5.3	12	0											
Returns	4	2	4	2	9	98	10.9	23	1											


Score by Periods		1	2	3	4	OT	TOT													
Saints	105	123	60	98	0	386														
Opponents	27	96	89	86	3	301														

SAINTS		284	3651	12.9	54t	23														
Opponents	320	4222	13.2	75t	23															

1989 NFC WEST STANDINGS

Saints Finish: 3rd place				
	W	L	T	Pct.
San Francisco	14	2	0	.875
L.A. Rams	11	5	0	.688
New Orleans	9	7	0	.563
Atlanta	3	13	0	.188

PASSING	Att	Cmp	Yds	Cmp%	Yds/Att	TD	TD%	Int	Int%	Long	Sk/Yds	Rating
Hebert	353	222	2686	62.9	7.61	15	4.2	15	4.2	54t	22/171	82.7
Fourcade	107	61	930	57.0	8.69	7	6.5	4	3.7	54t	13/96	92.0
Hilliard	1	1	35	100.0	35.00	1	100.0	0	0.0	35t	0/0	158.3
Hill	0	0	0	---	---	0	---	0	---	---	1/4	---
Saints	461	284	3651	61.6	7.92	23	5.0	19	4.1	54t	36/271	85.9
Opponents	577	320	4222	55.5	7.32	23	4.0	21	3.6	75t	47/362	76.9



SAINTS STATISTICS

1990

RECORD: 8-8

FINISH: 2ND-NFC WEST

Date	W/L	Score	Opponent	Attendance	SCORING	TD	Ru	Pa	Rt	PAT	FG	S	TP	PUNTING	No	Yds	Av	Net	TB	I20	LG	B	
9/10	L	12-13	San Francisco	68,629	Andersen	0	0	0	0	29/29	21/27	0	92	Barnhardt	70	2390	42.7	36.2	6	20	65	1	
9/16	L	3-32	at Minnesota	56,272	Mays	7	7	0	0	0	0	0	42	Saints	70	2990	42.7	36.2	6	20	65	1	
9/23	W	28-7	Phoenix	61,110	E. Martin	5	0	5	0	0	0	0	30	Opponents	74	3024	40.9	34.9	2	18	57	1	
10/7	L	27-28	at Atlanta	57,401	Heyward	4	4	0	0	0	0	0	24										
10/14	W	25-20	Cleveland	68,608	Turner	4	0	4	0	0	0	0	24	PUNT RET	Ret	FC	Yds	Avg	LG	TD			
10/21	L	10-23	at Houston	57,908	Brenner	2	0	2	0	0	0	12	V. Buck	37	8	305	8.2	33	0				
10/28	L	10-27	Detroit	64,368	Fenerty	2	2	0	0	0	0	12	Morse	8	1	95	11.9	18	0				
11/4	W	21-7	at Cincinnati	60,067	Perriman	2	0	2	0	0	12	Saints	45	9	400	8.9	33	0					
11/11	W	35-7	Tampa Bay	67,865	Fourcade	1	1	0	0	0	0	6	Opponents	43	12	302	7.0	24	0				
11/18	L	17-31	at Washington	52,573	Hilliard	1	0	1	0	0	0	6											
11/25	W	10-7	Atlanta	68,629	Maxie	1	0	0	1	0	0	6	KICKOFF RET	No	Yds	Avg	LG	TD					
12/2	L	13-17	at Dallas	60,087	Scalles	1	0	1	0	0	0	6	Fenerty	28	572	20.4	58	0					
12/9	W	24-20	at L.A. Rams	56,964	Massey	0	0	0	0	1	2	Atkins	19	471	24.8	50	0						
12/16	L	6-9	Pittsburgh	68,582	Saints	30	14	15	1	29/29	21/27	1	274	Morse	4	56	14.0	18	0				
12/23	W	13-10	at San Francisco	60,112	Opponents	30	8	21	1	30/30	21/35	1	275	V. Buck	3	38	12.7	17	0				
12/31	W	20-17	L.A. Rams	68,647	Opponents	36	583	16.2	56	0				Heyward	2	39	19.5	21	0				

TEAM STATISTICS	N.O.	OPP.	SACKS:	Swilling 11.0, Turnbull 9.0, Jackson 6.0, Wilks 5.5, W. Martin 4.0, Atkins 3.0, Cook 1.0, Johnson 1.0, Simmons 1.0, Mills 0.5, Saints 42.0, Opp. 20.0
TOTAL FIRST DOWNS	253	279	Saints	58
Rushing	107	91	Opponents	36
Passing	133	167		
Penalty	13	21		

FIELD GOALS	1-19	20-29	30-39	40-49	50+									
3rd Down: Made/Att.	84/209	85/217	Heyward	129	599	4.6	47	4	Andersen	0/0	5/5	5/6	8/12	3/4
3rd Down Pct.	40.2	39.2	Mays	138	510	3.7	18	7	Saints	0/0	5/5	5/6	8/12	3/4
4th Down: Made/Att.	5/9	9/17	Fenerty	73	355	4.9	60	2	Opponents	1/1	3/3	10/13	6/10	1/8
4th Down Pct.	55.6	52.9	Heyward	90	284	3.2	17	0						

POSSESSION AVG.	29:59	30:01	FOURCADE	No	Yds	Avg	LG	TD	Opponents	(41G, 39G, 28G, 32G) (37G) () (46G, 23G) (52G, 39N) (20G, 40B) (47G) (48N) () (38G) (43N, 20G) (43G, 50G) (48G) (50G, 43G) (30G, 40G) (51N, 48N, 41G, 24G)
TOTAL NET YARDS	4476	4878	Walsh	19	25	1.3	18	1	Opponents	(52G, 55N, 52N, 47N, 38G) (30G, 48G, 38G) (52N, 37B) (40N) (37G, 39G) (43G, 45G, 33G) (39N, 52N, 25G, 39G) (43N) () (39G) (51N, 51N) (47G) (38G, 18G) (46N, 29G, 42G, 43G) (59N, 30G) (30N, 24G)
Avg. Per Game	279.8	304.9	Saints	464	1850	4.0	60	14		
Total Plays	931	996	Opponents	410	1559	3.8	35	8		
Avg. Per Play	4.8	4.9								

NET YARDS RUSHING	1850	1559	RECEIVING	No	Yds	Avg	LG	TD	Opponents	(52G, 55N, 52N, 47N, 38G) (30G, 48G, 38G) (52N, 37B) (40N) (37G, 39G) (43G, 45G, 33G) (39N, 52N, 25G, 39G) (43N) () (39G) (51N, 51N) (47G) (38G, 18G) (46N, 29G, 42G, 43G) (59N, 30G) (30N, 24G)
Avg. Per Game	115.6	97.4	E. Martin	63	912	14.5	58	5	Opponents	(52G, 55N, 52N, 47N, 38G) (30G, 48G, 38G) (52N, 37B) (40N) (37G, 39G) (43G, 45G, 33G) (39N, 52N, 25G, 39G) (43N) () (39G) (51N, 51N) (47G) (38G, 18G) (46N, 29G, 42G, 43G) (59N, 30G) (30N, 24G)
Total Rushes	464	410	Perriman	36	382	10.6	29	2		
NET YARDS PASSING	2626	3319	Turner	21	396	18.9	68	4		
Avg. Per Game	164.1	207.4	Fenerty	18	209	11.6	28	0		
Sacked/Yards Lost	20/131	42/265	Heyward	18	121	6.7	12	0		
Gross Yards	2757	3584	Brenner	17	213	12.5	31	2		
Att./Completions	447/226	534/316	Hilliard	14	125	8.9	20	1		
Completion Pct.	50.6	59.2	Mays	12	121	10.1	66	0		
Had Intercepted	23	8	Tice	11	113	10.3	19	0		

PUNTS/AVERAGE	71/42.1	74/40.9	Scalles	8	64	8.0	20	1 <th>New Orleans</th> <th>8</th> <th>8</th> <th>0</th> <th>500</th>	New Orleans	8	8	0	500
NET PUNTING AVG.	71/36.2	74/34.9	Alphoin	4	57	14.3	17	0	L.A. Rams	5	11	0	313
PENALTIES/YARDS	108/829	87/655	Hill	3	35	11.7	13	0	Atlanta	5	11	0	313
FUMBLE/BALL LOST	29/16	35/19	Hilgenberg	1	9	9.0	9	0					

TOUCHDOWNS	30	30	Saints	226	2757	12.2	68	15 <th>Opponents</th> <th>316</th> <th>3584</th> <th>11.3</th> <th>51</th> <th>21 </th>	Opponents	316	3584	11.3	51	21
Rushing	14	8	Opponents	316	3584	11.3	51	21						
Passing	15	21												
Returns	1	1												

INTERCEPTIONS	No	Yds	Avg	LG	TD
Maxie	2	88	44.0	50	1
Cook	2	55	27.5	50	0
Atkins	2	15	7.5	15	0
Thompson	2	0	0.0	0	0
Saints	8	158	19.8	50	1
Opponents	23	283	12.3	73	0

Score by Periods	1	2	3	4	OT	TOT
Saints	54	82	48	90	0	274
Opponents	30	82	76	87	0	275

PASSING	Att	Cmp	Yds	Cmp%	Yds/Att	TD	TD%	Int	Int%	Long	Sk/Yds	Rating
Walsh	327	175	1970	53.5	6.02	12	3.7	13	4.0	58	10/76	67.5
Fourcade	116	50	785	43.1	6.77	3	2.6	8	6.9	68	8/44	46.1
Kramer	3	1	2	33.3	0.67	0	0.0	1	33.3	2	2/11	2.8
Heyward	1	0	0	0.0	0.00	0	0.0	1	100.0	0	0/0	0.0
Saints	447	226	2757	50.6	6.17	15	3.4	23	5.1	68	20/131	59.7
Opponents	534	316	3584	59.2	6.71	21	3.9	8	1.5	51	42/265	86.2

1990 NFC WEST STANDINGS	W	L	T	Pct.
Saints Finish: 2nd place				
San Francisco	14	2	0	87.5
New Orleans	8	8	0	500
L.A. Rams	5	11	0	313
Atlanta	5	11	0	313

1990 NFC WEST STANDINGS	W	L	T	Pct.
Saints Finish: 2nd place				
San Francisco	14	2	0	87.5
New Orleans	8	8	0	500
L.A. Rams	5	11	0	313
Atlanta	5	11	0	313

HISTORY

SAINTS STATISTICS

1991

RECORD: 11-5

FINISH: 1ST-NFC WEST

Date	W/L	Score	Opponent	Attendance	SCORING	TD	Ru	Pa	Rt	PAT	FG	S	TP	INTERCEPTIONS	No	Yds	Avg	LG	TD	
9/1	W	27-24	Seattle	68,492	Andersen	0	0	0	0	38/38	25/32	0	113	Atkins	5	198	39.6	79	0	
9/8	W	17-10	at Kansas City	74,816	Turner	8	0	8	0	0	0	0	48	V. Buck	5	12	2.4	12	0	
9/15	W	24-7	L.A. Rams	68,583	Fenerty	5	3	2	0	0	0	0	30	Glenn	4	35	8.8	18	0	
9/22	W	26-0	Minnesota	68,591	Heyward	5	4	1	0	0	0	0	30	Jones	3	61	20.3	51	0	
9/29	W	27-6	at Atlanta	56,556	Hilliard	5	4	1	0	0	0	0	30	Cook	3	54	18.0	22	0	
10/3	W	13-6	at Philadelphia	64,224	E. Martin	4	0	4	0	0	0	0	24	Maxie	3	33	11.0	31	1	
10/20	W	23-7	Tampa Bay	68,591	Jordan	3	2	1	0	0	0	0	18	Mills	2	13	6.5	8	0	
10/27	L	17-20	Chicago	68,591	Early	2	0	2	0	0	0	0	12	Swilling	1	39	39.0	39	1	
11/3	W	24-17	at L.A. Rams	58,713	McAfee	2	2	0	0	0	0	0	12	Johnson	1	19	19.0	19	0	
11/10	W	10-3	San Francisco	68,591	Carroll	1	0	1	0	0	0	0	6	Thompson	1	14	14.0	14	0	
11/17	L	21-24	at San Diego	48,420	Maxie	1	0	1	0	0	0	0	6	Petry	1	4	4.0	4	0	
11/24	Lot	20-23	Atlanta	68,591	Swilling	1	0	1	0	0	0	0	6	Saints	29	482	16.6	79	2	
12/1	L	24-38	at San Francisco	62,092	Warren	1	0	1	0	0	0	0	6	Opponents	15	257	17.1	59	2	
12/8	L	14-23	at Dallas	64,530	Saints	38	15	20	3	38/38	25/32	0	341	Opponents	86	3743	43.5	35.3	10	
12/16	W	27-0	L.A. Raiders	68,625	Opponents	23	6	12	5	22/23	17/21	0	211	PUNTING	No	Yds	Avg	Net	TD	
12/22	W	27-3	at Phoenix	30,928	SACKS:	Swilling 17.0, Jackson 11.5, Warren 7.0, W. Martin 3.5, Atkins 3.0, Goff 2.0, Wilks 2.0, Miller 1.0, Mills 1.0, Turnbull 1.0, James E. Williams 1.0, Saints 50.0, Opp. 19.0	3	6	12	5	22/23	17/21	0	211	Barnhardt	86	3743	43.5	35.3	10

TEAM STATISTICS

TOTAL FIRST DOWNS	267
Rushing	93
Passing	157
Penalty	17
3rd Down: Made/Att.	86/228
3rd Down Pct.	37.7
4th Down: Made/Att.	5/10
4th Down Pct.	50.0
POSSESSION AVG.	33:58
TOTAL NET YARDS	4968
Avg. Per Game	310.5
Total Plays	1008
Avg. Per Play	4.9
NET YARDS RUSHING	1709
Avg. Per Game	106.8
Total Rushes	483
NET YARDS PASSING	3259
Avg. Per Game	203.7
Sacked/Yards Lost	19/160
Gross Yards	3419
Att./Completions	506/292
Completion Pct.	57.7
Had Intercepted	15
PUNTS/AVERAGE	87/43.0
NET PUNTING AVG.	87/35.3
PENALTIES/YARDS	101/801
FUMBLES/BALL LOST	24/15
TOUCHDOWNS	38
Rushing	15
Passing	20
Returns	3
Score by Periods	1 2 3 4 OT TOT
Saints	61 120 75 85 0 341
Opponents	23 59 54 72 3 211

OPP.	TD	Yds	Avg	LG	TD
McAfee	109	494	4.5	34	2
Fenerty	139	477	3.4	54	3
Heyward	76	260	3.4	15	4
Hilliard	79	252	3.2	65	4
Jordan	47	150	3.2	25	2
Hebert	18	56	3.1	16	0
Early	3	13	4.3	6	0
Morse	3	7	2.3	8	0
Barnhardt	1	0	0.0	0	0
Walsh	8	0	0.0	3	0
Saints	483	1709	3.5	65	15
Opponents	334	1213	3.6	33	6


RECEIVING	TD	Yds	Avg	LG	TD
E. Martin	66	803	12.2	30	4
Turner	64	927	14.5	65	8
Early	32	541	16.9	52	2
Fenerty	26	235	9.0	50	2
Tice	22	230	10.5	22	0
Hilliard	21	127	6.0	14	1
Carroll	18	184	10.2	31	1
Brenner	16	179	11.2	21	0
Jordan	15	92	6.1	19	1
Heyward	4	34	8.5	22	1
Newman	3	33	11.0	14	0
Scales	3	23	7.7	14	0
McAfee	1	8	8.0	8	0
Wainright	1	3	3.0	3	0
Saints	292	3419	11.7	65	20
Opponents	259	3057	11.8	80	12

KICKOFF RET	No	Yds	Avg	LG	TD
Atkins	20	368	18.4	27	0
Jennings	12	213	17.8	24	0
Early	9	168	18.7	34	0
Morse	3	60	20.0	21	0
Fenerty	2	28	14.0	14	0
Jordan	2	18	9.0	18	0
Glenn	1	10	10.0	10	0
McAfee	1	14	14.0	14	0
Saints	50	879	17.6	34	0
Opponents	35	851	24.3	98	2

FIELD GOALS	1-19	20-29	30-39	40-49	50+
Andersen	0/0	6/6	11/13	6/9	2/4
Saints	0/0	6/6	11/13	6/9	2/4
Opponents	1/1	3/3	5/6	6/7	2/4

1991 NFC WEST STANDINGS	W	L	T	Pct.
New Orleans	11	5	0	688
Atlanta	10	6	0	625
San Francisco	10	6	0	625
L.A. Rams	3	13	0	188

PASSING	Att	Cmp	Yds	Cmp%	Yds/Att	TD	TD%	Int	Int%	Long	Sk/Yds	Rating
Walsh	255	141	1638	55.3	6.42	11	4.3	6	2.4	41	3/26	79.5
Hebert	248	149	1676	60.1	6.76	9	3.6	8	3.2	65	16/134	79.0
M. Buck	2	1	61	50.0	30.50	0	0.0	1	50.0	61	0/0	56.3
Heyward	1	1	44	100.0	44.00	0	0.0	0	0.0	44	0/0	118.8
Saints	506	292	3419	57.7	6.76	20	4.0	15	3.0	65	19/160	79.2
Opponents	491	259	3057	52.7	6.23	12	2.4	29	5.9	80	50/337	55.5



SAINTS STATISTICS

1994

RECORD: 7-9

FINISH: 2ND-NFC WEST

Date	W/L	Score	Opponent	Attendance	SCORING	TD	Ru	Pa	Rt	PAT	FG	S	TP	INTERCEPTIONS	No	Yds	Av	LG	TD		
9/4	L	17-30	Kansas City	69,362	Andersen	0	0	0	0	32/32	28/39	0	116	Spencer	5	24	4.8	11	0		
9/11	L	24-38	Washington	58,049	Bates	6	6	0	0	0	0	0	36	J. Williams	2	42	21.0	33t	1		
9/18	W	9-7	at Tampa Bay	45,522	Small	5	0	5	0	0	0	0	32	Hughes	2	31	15.5	31	0		
9/25	L	13-24	at San Francisco	63,971	Haynes	5	0	5	0	0	0	0	30	Lee	2	3	1.5	3	0		
10/2	W	27-22	New York Giants	55,076	Walls	4	0	4	0	0	0	0	26	Conner	1	56	56.0	56	0		
10/9	L	7-17	at Chicago	63,822	Brown	4	3	1	0	0	0	0	24	Clark	1	30	30.0	30	0		
10/16	L	22-36	San Diego	50,565	Early	4	0	4	0	0	0	0	24	Mills	1	10	10.0	10	0		
10/23	W	37-34	L.A. Rams	47,908	Hughes	4	0	0	4	0	0	0	24	Lumpkin	1	1	1.0	1	0		
11/6	L	20-21	at Minnesota	57,564	Smith	3	0	3	0	0	0	0	18	Buck	1	0	0.0	0	0		
11/13	W	33-32	Atlanta	60,313	Muster	1	1	0	0	0	0	0	6	Tubbs	1	0	0.0	0	0		
11/20	L	19-24	at L.A. Raiders	61,304	J. Williams	1	0	0	0	0	0	0	6	Saints	17	197	11.6	56	1		
11/28	L	14-35	San Francisco	61,304	J. Williams	1	0	0	0	0	0	0	6	Opponents	18	386	21.4	74	3		
12/4	W	31-15	at L.A. Rams	34,960	Saints	38	11	22	5	32/32	28/39	0	348								
12/11	W	31-15	at Atlanta	61,307	Opponents	45	10	28	7	41/41	30/37	0	407								
12/19	L	16-24	Dallas	67,323	P.T. Conv.	Small, Walls, Saints 2-6, Opp. 3-4								Barnhardt	67	2920	43.6	33.5	9	14	57
12/24	W	30-28	at Denver	64,445	Saints	60	2558	42.6	37.4	8	22	63	0	Opponents	60	2558	42.6	37.4	8	22	63

TEAM STATISTICS

	N.O.	OPP	SACKS:	Conner 10.5, Wayne Martin 10.0, Turnbull 6.5, Warren 4.0, Buck 1.0, J. Johnson 1.0, Legette 1.0, Mills 1.0, Tubbs 1.0, Saints 36.0, Opp. 24.0	
TOTAL FIRST DOWNS	398	337			
Rushing	78	106			
Passing	203	208	RUSHING		
Penalty	27	23	No	Yds	
3rd Down: Made/Att.	71/199	91/210	Brown	146	489
3rd Down Pct.	35.7	43.3	Neal	30	90
4th Down: Made/Att.	8/16	11/19	Haynes	4	43
4th Down Pct.	50.0	57.9	Ned	11	36
POSSESSION AVG.	29:04	30:56	Everett	15	35
TOTAL NET YARDS	5182	5569	Barnhardt	1	21
Avg. Per Game	323.9	348.1	Wilson	7	15
Total Plays	966	1053	Early	2	10
Avg. Per Play	5.4	5.3	Dunbar	3	9
NET YARDS RUSHING	1336	1758	Hughes	2	6
Avg. Per Game	83.5	109.9	Muster	1	3
Total Rushes	373	458	Saints	373	1336
NET YARDS PASSING	3846	3811	Opponents	458	1758
Avg. Per Game	240.4	238.2			
Sacked/Yards Lost	24/181	36/196	RECEIVING	No	Yds
Gross Yards	4027	4007	Early	82	894
Att./Completions	569/366	559/353	Haynes	77	985
Completion Pct.	64.3	63.1	Small	49	719
Had Intercepted	18	17	Brown	44	428
PUNTS/AVERAGE	67/43.6	60/42.6	Smith	41	330
NET PUNTING AVG.	67/33.5	60/37.4	Walls	38	406
PENALTIES/YARDS	88/678	105/922	Ned	13	86
FOUMBLES/BALL LOST	22/14	28/14	Muster	10	88
TOUCHDOWNS	38	45	Bates	8	62
Rushing	11	10	Neal	2	9
Passing	22	28	Mitchell	1	13
Returns	5	7	W. Williams	1	7
Score by Periods	1	2	3	4	OT
Saints	42	132	77	97	0
Opponents	82	120	83	122	0

1994 NFC WEST STANDINGS

Saints Finish: 2nd place

	W	L	T	Pct.
San Francisco	13	3	0	813
New Orleans	7	9	0	438
Atlanta	7	9	0	438
L.A. Rams	4	12	0	250

PASSING	Att	Cmp	Yds	Cmp%	Yds/Att	TD	TD%	Int	Int%	Long	Sk/Yds	Rating
Everett	540	346	3855	64.1	7.14	22	4.1	18	3.3	78t	21/164	84.9
Wilson	28	20	172	71.4	6.14	0	0.0	0	0.0	16	3/17	87.2
Barnhardt	1	0	0	0.0	0.00	0	0.0	0	0.0	0	0/0	39.6
Saints	569	366	4027	64.3	7.08	22	3.9	18	3.2	78t	24/181	84.9
Opponents	559	353	4007	63.1	7.17	28	5.0	17	3.0	59	36/196	88.6

HISTORY

SAINTS STATISTICS

1996

RECORD: 3-13

FINISH: 5TH-NFC WEST

Date	W/L	Score	Opponent	Attendance	SCORING	TD	Ru	Pa	Rt	PAT	FG	S	TP	INTERCEPTIONS	No	Yds	Avg	LG	TD			
9/1	L	11-27	at San Francisco	63,970	Brien	0	0	0	0	18/18	21/25	0	81	Newman	3	40	13.3	21	0			
9/8	L	20-22	Carolina	43,288	Haynes	4	0	0	0	0	0	0	26	Jackson	3	24	8.0	10	0			
9/15	L	15-30	at Cincinnati	45,412	Bates	4	4	0	0	0	0	0	24	McMillian	2	4	2.0	4	0			
9/22	L	14-28	Arizona	34,316	Zellars	4	4	0	0	0	0	0	24	Molden	2	2	1.0	2	0			
9/29	L	10-17	at Baltimore	61,063	Jeffries	3	0	3	0	0	0	0	18	Allen	1	33	33.0	33	0			
10/6	W	17-13	Jacksonville	34,231	Small	3	1	2	0	0	0	0	18	Taubts	1	11	11.0	11	0			
10/13	W	27-24	Chicago	43,512	Neal	2	1	1	0	0	0	0	12	Saints	12	114	9.5	33	0			
10/20	L	7-19	at Carolina	70,888	DeRamus	1	0	1	0	0	0	0	6	Opponents	17	93	5.5	35	0			
11/03	L	17-24	San Francisco	53,297	Guess	1	0	1	0	0	0	0	6									
11/10	L	14-31	Houston	34,121	T. Johnson	1	0	1	0	0	0	0	6									
11/17	L	15-17	at Atlanta	43,119	B. Jones	1	0	1	0	0	0	0	6	Wilmsmeyer	87	3551	40.8	32.5	9	16	63	0
11/24	L	7-13	at Tampa Bay	40,203	Wilmsmeyer	0	0	0	0	0	0	0	2	Saints	87	3551	40.8	32.5	9	16	63	0
12/1	L	10-26	St. Louis	26,310	Saints	24	10	13	1	18/18	21/25	0	229	Opponents	74	3184	43.0	40.1	3	25	67	0
12/8	L	15-31	Atlanta	32,923	Opponents	34	11	22	1	32/32	33/42	0	339									
12/15	W	17-3	at New York Giants	52,530	2 Pt. Conv.: Haynes, Wilmsmeyer, Saints 2-6,									PUNT RET	Ret	FC	Yds	Avg	LG	TD		
12/21	L	13-14	at St. Louis	57,681	Opp. 2-2									Hughes	30	20	152	5.1	16	0		

TEAM STATISTICS		N.O.	OPP.	SACKS:	Martin 11.0, J. Johnson 7.5, Tumbull 6.5,				
TOTAL FIRST DOWNS		232	287	Mickell 3.0, Broughton 2.0, Fields 2.0, Harvey 2.0,					
Rushing	77	104	Molden 2.0, B. Smith 2.0, Robbins 1.0, Stokes 1.0,						
Passing	135	152	Taubts 1.0, Saints 41.0, Opp. 22.0						
Penalty	20	31							
3rd Down: Made/Att.	65/207	85/232	RUSHING						
	31.4	36.6	Bates	164	584	3.6	33	4	
4th Down: Made/Att.	6/19	9/16	Zellars	120	475	4.0	63	4	
	31.6	56.3	Neal	21	58	2.8	11	1	
POSSESSION AVG.		27.33	32.27	Whittle	20	52	2.6	15	0
TOTAL NET YARDS		4206	4910	Hunter	14	44	3.1	9	0
Avg. Per Game	262.9	306.9	Brown	13	30	2.3	12	0	0
Total Plays	923	1027	Hunter	2	7	3.5	5	0	0
Avg. Per Play	4.6	4.8	Hayes	2	7	3.5	5	0	0
NET YARDS RUSHING		1308	2076	Nussmeier	3	6	2.0	6	0
Avg. Per Game	81.8	129.8	Everett	22	3	0.1	3	0	0
Total Rushes	386	521	DeRamus	1	2	2.0	2	0	0
NET YARDS PASSING		2898	2834	Guess	2	-4	-2.0	-1	0
Avg. Per Game	181.1	177.1	Saints	386	1308	3.4	63	10	11
Sacked/Yards Lost	22/171	41/283	Opponents	521	2076	4.0	70	11	
Gross Yards	3069	3117							
Att./Completions	515/295	465/267	RECEIVING						
Completion Pct.	57.3	57.4	Small	50	558	11.2	41	2	
Had Intercepted	17	12	Haynes	44	786	17.9	51	4	
PUNTS/AVERAGE		87/40.8	74/43.0	Neal	31	194	6.3	23	1
NET PUNTING AVG.		87/32.5	74/40.1	Lusk	27	210	7.8	24	0
PENALTIES/YARDS		114/853	102/823	Whittle	26	162	6.2	28	0
FUMBLES/BALL LOST		30/20	25/10	Jeffries	20	215	10.8	27	3
TOUCHDOWNS		24	34	Hunter	17	138	8.1	22	0
Rushing	10	11	DeRamus	15	182	12.1	28	1	
Passing	13	22	I. Smith	15	144	9.6	37	0	
Returns	1	1	Bates	13	44	3.4	15	0	
			Zellars	9	45	5.0	12	0	
Score by Periods	1	2	3	4	OT	TD			
Saints	42	58	38	91	0	229			
Opponents	80	105	78	76	0	339			

1996 NFC WEST STANDINGS

Saints Finish: 5th place			
W	L	T	Pct.
12	4	0	750
12	4	0	750
6	10	0	375
3	13	0	188
3	13	0	188

PASSING	Att	Cmp	Yds	Cmp%	Yds/Att	TD	TD%	Int	Int%	Long	SK/Yds	Rating
Everett	464	267	2797	57.5	6.03	12	2.6	16	3.4	51	19/154	69.4
Nussmeier	50	28	272	56.0	5.44	1	2.0	1	2.0	57	3/17	69.8
Hunter	1	0	0	0.0	0.00	0	0.0	0	0.0	0	0/0	39.6
Saints	515	295	3069	57.3	5.96	13	2.5	17	3.3	57	22/171	69.3
Opponents	465	267	3117	57.4	6.70	22	4.7	12	2.6	70	41/283	82.9

HISTORY

SAINTS STATISTICS

1997

RECORD: 6-10

FINISH: 4th-NFC WEST



Date	W/L	Score	Opponent	Attendance	SCORING	TD	Ru	Pa	Rt	PAT	FG	S	TP	INTERCEPTIONS	No	Yds	Avg	LG	TD		
8/31	L	24-38	at St. Louis	64,575	Brien	0	0	0	0	22/22	23/27	0	91	Knight	5	75	15.0	39	0		
9/7	L	6-20	San Diego	65,760	Hastings	5	0	5	0	0	0	0	32	Newman	3	19	6.3	17	0		
9/14	L	7-33	at San Francisco	61,838	Bates	4	4	0	0	0	0	0	24	Washington	2	30	15.0	30	0		
9/21	W	35-17	Detroit	50,016	Zellars	4	4	0	0	0	0	0	24	Allen	2	27	13.5	27	0		
9/28	L	9-14	at New York Giants	68,891	Guliford	2	0	1	1	0	0	0	12	Tubbs	2	21	10.5	15	0		
10/5	W	20-17	at Chicago	58,865	Hill	2	0	2	0	0	0	0	12	Kelly	1	15	15.0	15	0		
10/12	L	17-23	Atlanta	65,619	Pooler	2	0	2	0	0	0	0	12	Harvey	4	7	7.0	7	0		
10/19	L	0-13	Carolina	50,963	Farquhar	1	0	1	0	0	0	0	6	Saints	16	194	12.1	39	0		
10/26	L	0-23	San Francisco	60,443	Fields	1	0	0	1	0	0	0	6	Opponents	33	342	10.4	44	1		
11/9	W	13-10	at Oakland	40,091	Hobbs	1	0	1	0	0	0	0	6								
11/16	Wot	20-17	Seattle	50,493	Shuler	1	1	0	0	0	0	0	6	PUNTING	No	Yds	Avg	Net	TB	IG	LG
11/23	L	3-20	at Atlanta	48,620	J. Smith	1	1	0	0	0	0	0	6	Royals	88	4038	45.9	34.9	13	21	66
11/30	W	16-13	at Carolina	57,957	Saints	24	9	13	2	22/22	23/27	0	237	Saints	88	4038	45.9	34.9	13	21	66
12/7	L	27-34	St. Louis	54,803	Opponents	35	11	21	3	33/33	28/36	0	327	Opponents	92	3668	39.9	33.0	7	27	62
12/14	W	27-10	Arizona	45,517	2 Pt. Conv.: Hastings, Saints 1-2, Opp. 0-2																
12/21	L	13-25	at Kansas City	66,772																	

TEAM STATISTICS	N.O.	OPP.	SACKS:											
TOTAL FIRST DOWNS	229	280	Martin 10.5, J. Johnson 8.5, Fields 8.0, Glover 6.5, B. Smith 5.0, Mitchell 4.0, Molden 4.0											
Rushing	78	95	Mickell 3.5, Harvey 3.0, Tubbs 2.5, Sagapolutele 2.0, Tomich 1.0, Dixon 0.5, Saints 59.0, Opp. 50.0											
Passing	127	168												
Penalty	24	17												
3rd Down: Made/Att.	54/207	102/252	RUSHING											
3rd Down: Pct.	26.1	40.5	No	Yds	Avg	LG	TD	KICKOFF RET	No	Yds	Avg	LG	TD	
4th Down: Made/Att.	14/22	7/12	Zellars	156	552	3.5	27	4	Guliford	43	1128	26.2	102	1
4th Down: Pct.	63.6	58.3	Hobert	119	440	3.7	74	4	T. Davis	9	173	19.2	29	0
POSSESSION AVG.	27:47	32:13	Shuler	75	271	3.6	20	0	Bech	3	47	15.7	30	0
TOTAL NET YARDS	4045	4645	Hastings	12	36	3.0	15	0	McCrary	2	26	13.0	15	0
Avg. Per Game	252.8	290.3	Nussmeier	8	30	3.8	15	0	Tomich	1	0	0.0	0	0
Total Plays	925	1073	Wuerffel	6	26	4.3	10	0	Saints	58	1374	23.7	102	1
Avg. Per Play	4.4	4.3	McCrary	8	15	1.9	8	0	Opponents	51	1139	22.3	59	0
NET YARDS RUSHING	1461	1764	Hill	1	11	11.0	11	0	FIELD GOALS	1-19	20-29	30-39	40-49	50+
Avg. Per Game	91.3	110.3	Bender	5	9	1.8	6	0	Brien	1/1	2/2	10/10	6/9	4/5
Total Rushes	417	496	Guliford	1	-2	-2.0	-2	0	Saints	1/1	2/2	10/10	6/9	4/5
NET YARDS PASSING	2584	2881	Saints	417	1461	3.5	74	9	Opponents	0/0	8/9	12/14	6/11	2/2
Avg. Per Game	161.5	180.1	Opponents	496	1764	3.6	50	11	Brien: (31G, 53G, 46G) (37G, 31G) () (50N, 48N)					
Sacked/Yards Lost	50/317	59/408							(36G, 32G, 39G) (38G, 48G) (35G) () () (48G, 44G)					
Gross Yards	2901	3289	RECEIVING	No	Yds	Avg	LG	TD	(19G, 38G) (22G, 42B) (50G, 51G, 45G) (49G, 53G)					
Att./Completions	458/228	518/293	Hill	55	761	13.8	89	2	(20G, 33G) (41N)					
Completion Pct.	49.8	56.6	Hastings	48	722	15.0	39	5	Opponents: (36N, 36G) (37G, 34G) (43G, 22G,					
Had Intercepted	33	16	Zellars	31	263	8.5	38	0	40G, 38G) (47G) (46N) (23G) (25G, 32G, 55G)					
PUNTS/AVERAGE	88/45.9	92/39.9	Guliford	27	362	13.4	47	1	(25G, 23G) (36G, 51G, 29G) (43G) (36G, 33N, 45N)					
NET PUNTING AVG.	88/34.9	92/33.0	Farquhar	17	253	14.9	42	1	(43N, 43G, 22G) (44G, 26B, 31G) (45N, 37G, 34G,					
PENALTIES/YARDS	101/811	110/895	J. Smith	17	180	10.6	25	1	48N) (30G) (30G, 25G)					
FUMBLES/BALL LOST	34/22	31/15	T. Davis	13	85	6.5	18	0						
TOUCHDOWNS	24	35	Bates	5	42	8.4	15	0						
Rushing	9	11	Pooler	4	98	24.5	49	2						
Passing	13	21	McCrary	4	17	4.3	11	0						
Returns	2	3	Bech	3	50	16.7	22	0						
			Hobbs	2	41	20.5	21	1						
			Savoie	1	14	14.0	14	0						
			T. Johnson	1	13	13.0	13	0						
			Saints	228	2901	12.7	89	13						
			Opponents	293	3289	11.2	52	21						

1997 NFC WEST STANDINGS												
Saints Finish: 4th place												
	W	L	T	Pct.								
San Francisco	13	3	0	81.3								
Atlanta	7	9	0	43.8								
Carolina	7	9	0	43.8								
New Orleans	6	10	0	37.5								
St. Louis	5	11	0	31.3								

PASSING	Att	Cmp	Yds	Cmp%	Yds/Att	TD	TD%	Int	Int%	Long	Sk/Yds	Rating
Shuler	203	106	1288	52.2	6.34	2	1.0	14	6.9	89	21/132	46.6
Hobert	131	61	891	46.6	6.80	6	4.6	8	6.1	49	4/29	59.0
Wuerffel	91	42	518	46.2	5.69	4	4.4	8	8.8	47	18/116	42.3
Nussmeier	32	18	183	56.3	5.72	0	0.0	3	9.4	24	6/32	33.7
Bates	1	1	21	100.0	21.00	1	100.0	0	0.0	21	0/0	158.3
Hill	0	0	0	—	—	0	—	0	—	—	1/8	—
Saints	458	228	2901	49.8	6.33	13	2.8	33	7.2	89	50/317	49.4
Opponents	518	293	3289	56.6	6.35	21	4.1	16	3.1	52	59/408	76.3

HISTORY



SAINTS STATISTICS

1999

RECORD: 3-13

FINISH: 5TH-NFC WEST

Date	W/L	Score	Opponent	Attendance	SCORING	TD	Ru	Pa	Rt	PAT	FG	S	TP	INTERCEPTIONS	No	Yds	Avg	LG	TD
9/12	W	19-10	Carolina	58,166	Brien	0	0	0	0	20/21	24/29	0	92	Ambrose	6	27	4.5	16	0
9/19	L	21-26	at San Francisco	67,685	Poolo	6	0	6	0	0	0	0	36	Clay	3	32	10.7	24	0
10/3	L	10-14	at Chicago	66,944	Kennison	4	0	4	0	0	0	0	29	Kei, Mitchell	3	22	7.3	18	0
10/10	L	17-20	Atlanta	57,289	Tolliver	3	3	0	0	0	0	0	18	Weary	2	49	24.5	27	0
10/17	L	21-24	Tennessee	51,875	Delhomme	2	2	0	0	0	0	0	12	Fields	2	0	0.0	0	0
10/24	L	3-31	at New York Giants	77,992	Ri, Williams	2	2	0	0	0	0	0	12	Kelly	1	6	6.0	6	0
10/31	L	16-21	Cleveland	48,817	Bech	1	0	1	0	0	0	0	8	Molden	1	2	2.0	2	0
11/7	L	16-31	Tampa Bay	47,129	Cleeland	1	0	1	0	0	0	0	8	Knight	1	0	0.0	0	0
11/14	W	24-6	San Francisco	52,198	Dawsey	1	0	1	0	0	0	0	6	Saints	19	138	7.3	27	4
11/21	L	23-41	at Jacksonville	69,772	Drakeford	1	0	1	0	0	0	0	6	Opponents	30	483	16.1	64	0
11/28	L	12-43	at St. Louis	65,864	Hastings	1	0	1	0	0	0	0	6						
12/5	L	12-35	at Atlanta	62,588	Hoibert	1	0	0	0	0	0	0	6	PUNTING	No	Yds	Avg	LG	TD
12/12	L	14-30	St. Louis	46,838	Slutzker	1	0	1	0	0	0	0	6	Barnhardt	82	3262	39.8	35.1	5
12/19	L	8-31	at Baltimore	67,597	L. Smith	1	0	1	0	0	0	0	6	Brien	1	20	20.0	20	0
12/24	W	31-24	Dallas	47,835	Weary	1	0	0	1	0	0	0	6	Saints	83	3282	39.5	34.9	5
1/2	L	13-45	at Carolina	56,929	Wuerffel	1	1	0	0	0	0	0	6	Opponents	77	3183	41.3	36.2	7

TEAM STATISTICS	N.O.	OPP.	SCORING	TD	Ru	Pa	Rt	PAT	FG	S	TP	INTERCEPTIONS	No	Yds	Avg	LG	TD		
TOTAL FIRST DOWNS	288	297	2-Pt. Conv.: Bech, Cleeland, Kennison, Saints	55	34	6	54/54	16/23	0	434	0	434	PUNT RET	Ret	FC	Yds	Avg	LG	TD
Rushing	97	105	-3-6, Opp. 1-1	1	1	0	0	0	0	0	0	0	Kennison	35	23	258	7.4	18	0
Passing	159	170		1	1	0	0	0	0	0	0	0	Saints	35	23	258	7.4	18	0
Penalty	32	22	SACKS: Glover 8.5, Whitehead 7.0, B. Smith 6.0,	1	1	0	0	0	0	0	0	0	Opponents	43	25	283	6.6	74	1

3rd Down: Made/Att.	74/220	79/204	Wilson 5.5, Martin 4.5, Fields 4.0, Kei, Mitchell	3	5	3	5	3	5	3	5	3	5	3	5	3	5	3	5
3rd Down: Pct.	33.6	38.7	3.5, Tomich 3.0, Robbins 2.0, Hewitt 1.0, Saints	1	1	0	0	0	0	0	0	0	0	0	0	0	0	0	0
4th Down: Made/Att.	8/22	8/11	45.0, Opp. 41.0	1	1	0	0	0	0	0	0	0	0	0	0	0	0	0	0
4th Down: Pct.	36.4	72.7		1	1	0	0	0	0	0	0	0	0	0	0	0	0	0	0

POSSSESSION AVG.	30:54	29:06	RUSHING	No	Yds	Avg	LG	TD	Bech	1	12	12	12	0
TOTAL NET YARDS	4983	5318	Ri, Williams	253	884	3.5	25	2	Craver	1	3	3.0	3	0
Avg. Per Game	311.4	332.4	L. Smith	60	205	3.4	24	0	Dawsey	1	20	20.0	20	0
Total Plays	1055	966	Perry	48	180	3.8	22	0	Gammon	1	9	9.0	9	0
Avg. Per Play	4.7	5.5	Tolliver	26	142	5.5	33	3	Saints	79	1639	20.7	55	0
NET YARDS RUSHING	1690	1774	Delhomme	11	72	6.5	27	2	Opponents	60	1473	24.6	95	1
Avg. Per Game	105.6	110.9	Hoibert	12	47	3.9	10	1						
Total Rushes	461	432	Craver	17	40	2.4	8	0	FIELD GOALS	1-19	20-29	30-39	40-49	50+
Avg. Per Game	205.8	221.5	Davis	20	32	1.6	7	0	Brien	0/0	9/11	6/7	7/9	2/2
Sacked/Yards Lost	41/305	45/277	Wuerffel	2	29	14.5	29	1	Saints	0/0	9/11	6/7	7/9	2/2
Gross Yards	3598	3821	Philyaw	4	16	4.0	18	0	Opponents	1/1	2/2	7/8	4/8	2/4
Att./Completions	553/288	489/291	Poolo	1	14	14.0	14	0	Brien: (46G, 21G) () (30G) (28N, 42G, 49N) (24G, 42G) (25G) (47N, 49G, 22G, 46G) (29G, 39G, 37G) (28G) (52G, 39N) (51G, 42G, 45G, 35G, 24N) (24G) (24G), (34G) (29G, 26G) () (32G) ()					
Completion Pct.	52.1	59.5	Barnhardt	1	4	4.0	4	0	Opponents: (52G, 53N) () (32N) (35G, 44G) (42N, 19G) (41G) (46N) (35G, 51N) (52G, 22G) (45G, 32G) () () (40G, 30G, 41N, 40N, 38G) (36G) (33G) (27G)					
Had Intercepted	30	19	Hastings	1	4	4.0	4	0						

PUNTS/AVERAGE	83/39.5	77/41.3	Franklin <td>1</td> <td>1</td> <td>1.0</td> <td>1</td> <td>0</td> <td></td> <td></td> <td></td> <td></td> <td></td> <td></td>	1	1	1.0	1	0						
NET PUNTING AVG.	83/34.9	77/36.2	Saints	461	1690	3.7	33	9						
PENALTIES/YARDS	110/877	124/1006	Opponents	432	1774	4.1	40	15						
FUMBLER/BALL LOST	26/9	22/15												
TOUCHDOWNS	27	55												
Rushing	9	15	RECEIVING	No	Yds	Avg	LG	TD						
Passing	16	34	Kennison	61	835	13.7	90	4						
Returns	2	6	Poolo	42	796	19.0	67	6						
			Hastings	40	564	14.1	42	1						
			Ri, Williams	28	172	6.1	29	0						
			Cleeland	26	325	12.5	31	1						
			L. Smith	20	151	7.6	26	1						
			Craver	19	154	8.1	29	0						
			Dawsey	16	196	12.3	57	1						
			Slutzker	11	164	14.9	42	1						
			Davis	7	53	7.6	20	0						
			Wilcox	6	61	10.2	19	0						
			Bech	4	65	16.3	23	1						
			Perry	4	26	6.5	11	0						
			Philyaw	2	23	11.5	14	0						
			Franklin	2	13	6.5	8	0						
			Saints	288	3598	12.5	90	16						
			Opponents	291	3821	13.1	62	34						

Score by Periods	1	2	3	4	OT	TOT
Saints	59	91	39	71	0	260
Opponents	79	124	104	127	0	434

1999 NFC WEST STANDINGS				
Saints Finish: 5th place				
	W	L	T	Pct.
St. Louis	13	3	0	813
Carolina	8	8	0	500
Atlanta	5	11	0	313
San Francisco	4	12	0	250
New Orleans	3	13	0	188

PASSING	Att	Cmp	Yds	Cmp%	Yds/Att	TD	TD%	Int	Int%	Long	Sk/Yds	Rating
Tolliver	268	139	1916	51.9	7.15	7	2.6	16	6.0	57	19/152	58.9
Hoibert	159	85	970	53.5	6.10	6	3.8	6	3.8	90	11/79	68.9
Delhomme	76	42	521	55.3	6.86	3	3.9	5	6.6	51	6/42	62.4
Wuerffel	48	22	191	45.8	3.98	0	0.0	3	6.3	22	5/32	30.8
L. Smith	1	0	0	0.0	0.00	0	0.0	0	0.0	0	0/0	39.6
Ri, Williams	1	0	0	0.0	0.00	0	0.0	0	0.0	0	0/0	39.6
Saints	553	288	3598	52.1	6.51	16	2.9	30	5.4	90	41/305	59.6
Opponents	489	291	3821	59.5	7.81	34	7.0	19	3.9	62	45/277	91.2

SAINTS STATISTICS

2000

RECORD: 10-6

FINISH: 1ST-NFC WEST

Date	W/L	Score	Opponent	Attendance	SCORING	TD	Ru	Pa	Rt	PAT	FG	S	TP	INTERCEPTIONS	No	Yds	Avg	LG	TD			
9/3	L	10-14	Detroit	64,900	Brien	0	0	0	0	37/37	23/29	0	106	Knight	5	68	13.6	37	2			
9/10	W	28-27	at San Diego	51,300	R. Williams	9	8	1	0	0	0	54	0	Molden	3	24	8.0	24	0			
9/17	L	10-20	at Seattle	59,513	Horn	8	0	8	0	0	0	48	0	Perry	3	3	1.0	3	0			
9/24	L	7-21	Philadelphia	64,900	Jackson	6	0	6	0	0	0	36	0	D. Smith	2	56	28.0	41	1			
10/8	W	31-10	at Chicago	66,944	A. Glover	4	0	4	0	0	0	24	0	Weary	2	27	13.5	27	0			
10/15	W	24-6	Carolina	50,015	Allen	2	2	0	0	0	0	14	0	Oldham	2	0	0.0	0	0			
10/22	W	21-19	at Atlanta	55,508	Brooks	2	2	0	0	0	0	12	0	D. Howard	1	46	46.0	46	0			
10/29	W	21-10	at Arizona	35,016	Knight	2	0	2	0	0	0	12	0	Mitchell	1	40	40.0	40	1			
11/5	W	31-15	San Francisco	64,900	Mitchell	2	0	2	0	0	0	12	0	Mathis	1	0	0.0	0	0			
11/12	W	20-10	at Carolina	72,981	Blake	1	1	0	0	0	0	6	0	Saints	20	264	13.2	46	4			
11/19	L	22-31	Oakland	64,900	Hall	1	0	1	0	0	0	6	0	Opponents	15	125	8.3	35	1			
11/26	W	31-24	at St. Louis	66,064	Milne	1	0	1	0	0	0	6	0									
12/10	L	23-38	Denver	64,900	Moore	1	1	0	0	0	0	6	0	PUNTING	No	Yds	Avg	Net	TB	I20	LG	B
12/10	W	31-27	at San Francisco	67,892	Poolle	1	0	1	0	0	0	6	0	Gowin	74	3043	41.1	32.3	8	22	58	0
12/17	W	23-7	Atlanta	64,900	D. Smith	1	0	1	0	0	0	6	0	Saints	74	3043	41.1	32.3	8	22	58	0
12/24	L	21-26	St. Louis	64,900	Saints	41	14	22	5	37/37	23/29	0	354	Opponents	74	3024	40.9	35.7	2	19	62	0

TEAM STATISTICS		N.O.	OPP.	2-Pt. Conv.: Allen, Saints 1-4, Opp. 2-5		PUNT RET		Ret	FC	Yds	Avg	LG	TD	
TOTAL FIRST DOWNS		312	279			Morton		30	14	278	9.3	51	0	
Rushing		117	95	SACKS: L. Glover 17.0, Johnson 12.0, D. Howard 11.0, Mitchell 6.5, Whitehead 5.5, Hand 3.0, Fields 2.0, Knight 2.0, Oldham 2.0, D. Smith 2.0, Weary 2.0, Clarke 1.0, Saints 66.0, Opp. 39.0		Morton		44	1029	23.4	68	0		
Passing		169	159			Morton		44	1029	23.4	68	0		
Penalty		26	25			McAfee		10	251	25.1	52	0		
3rd Down: Made/Att		97/227	80/204			Saints		40	17	339	8.5	51	0	
3rd Down Pct.		42.7	39.2			Opponents		37	17	494	13.4	95	2	
4th Down: Made/Att		10/17	4/14	RUSHING		No	Yds	Avg	LG	TD				
4th Down Pct.		58.8	28.6	R. Williams		248	1000	4.0	28	8	KICKOFF RET			
POSSESSION AVG.		31:27	28:33	Blake		57	243	4.3	20	1	Morton			
TOTAL NET YARDS		5397	4743	Allen		46	179	3.9	18	2	McAfee			
Avg. Per Game		337.3	296.4	Brooks		41	170	4.1	29	2	Mathis			
Total Plays		1041	949	Moore		37	156	4.2	40	1	Allen			
Avg. Per Play		5.2	5.0	Morton		36	136	3.8	16	0	Saints			
NET YARDS RUSHING		2068	1672	T. Smith		29	131	4.5	16	0	Opponents			
Avg. Per Game		129.3	104.5	McAfee		2	37	18.5	40	0				
Total Rushes		505	395	Horn		6	10	1.7	16	0	FIELD GOALS			
NET YARDS PASSING		3329	3071	Gowin		1	5	5.0	5	0	Brien			
Avg. Per Game		208.1	191.9	Milne		2	1	0.5	1	0	Saints			
Sacked/Yards Lost		39/244	66/378	Saints		505	2068	4.1	40	14	Opponents			
Gross Yards		3573	3449	Opponents		395	1672	4.2	47	14	Opponents			
Att./Completions		497/298	488/285									Brien: (48G, 52B) (20G, 20G, 31G) (23G) () (44G) (51B, 29G) () (45N) (44G) (33N, 40G, 42G) (42G, 40G, 33G) (30G, 44N) (43N, 30G, 19G, 42G) (40G, 41G, 28G) (20G, 46G, 47G) ()		
Completion Pct.		60.0	58.4	RECEIVING		No	Yds	Avg	LG	TD	Opponents: (24G, 30G) (42G, 49G) (37N, 31G, 45G) () (30N, 38G) (52G, 46G) (60G, 33N, 44G) (42N, 34G, 30N) (34N) (38G) (49G) (28G) (22G) () () (19G, 39G)			
Had Intercepted		15	20	Horn		94	1340	14.3	52	8				
PUNTS/AVERAGE		74/41.1	74/40.9	R. Williams		44	409	9.3	24	1	41G, 28G) (20G, 46G, 47G) ()			
NET PUNTING AVG.		74/32.3	74/35.7	Jackson		37	523	14.1	35	6				
PENALTIES/YARDS		124/1024	105/837	Morton		30	213	7.1	53	0				
FUMBLES/BALL LOST		26/11	24/15	Poolle		21	293	14.0	49	1				
TOUCHDOWNS		41	36	A. Glover		21	281	13.4	39	4				
Rushing		14	14	Reed		16	206	12.9	22	0				
Passing		22	17	T. Smith		12	65	5.4	10	0				
Returns		5	5	Wilson		11	154	14.0	30	1				
Score by Periods		1	2	3	4	OT	TD	TD%	Int	Int%	Long	Sk/Yds	Rating	
Saints		66	111	67	110	0	354	17	3.5	20	4.1	69t	66/378	74.7
Opponents		58	111	51	85	0	305	17	3.5	20	4.1	69t	66/378	74.7

2000 NFC WEST STANDINGS		Saints Finish: 1st place			
	W	L	T	Pct.	
New Orleans	10	6	0	62.5	
St. Louis	10	6	0	62.5	
Carolina	7	9	0	43.8	
San Francisco	6	10	0	37.5	
Atlanta	4	12	0	25.0	

PASSING	Att	Cmp	Yds	Cmp%	Yds/Att	TD	TD%	Int	Int%	Long	Sk/Yds	Rating
Blake	302	184	2025	60.9	6.71	13	4.3	9	3.0	49t	24/150	82.7
Brooks	194	113	1514	58.2	7.80	9	4.6	6	3.1	53t	15/94	85.7
R. Williams	1	1	34	100.0	34.00	0	0.0	0	0.0	34	0/0	118.8
Saints	497	298	3573	60.0	7.19	22	4.4	15	3.0	53t	39/244	84.2
Opponents	488	285	3449	58.4	7.07	17	3.5	20	4.1	69t	66/378	74.7

HISTORY

SAINTS STATISTICS

2001

RECORD: 7-9

FINISH: 3RD-NFC WEST

Date	W/L	Score	Opponent	Attendance	SCORING	TD	Ru	Pa	Rt	PAT	FG	S	TP	INTERCEPTIONS	No	Yds	Avg	LG	TD			
9/9	W	24-6	at Buffalo	71,447	:Carney	0	0	0	0	32/32	27/31	0	113	:S. Knight	6	114	19.0	40	0			
9/30	L	13-21	at New York Giants	76,451	:Hom	9	0	0	0	0	0	0	54	:Bellamy	3	21	7.0	21	0			
10/7	W	28-15	Minnesota	70,020	:R. Williams	7	6	1	0	0	0	0	42	:Mathis	2	34	17.0	23	0			
10/14	W	27-25	at Carolina	72,049	:W. Jackson	5	0	5	0	0	0	0	32	:Howard	1	37	37.0	37	0			
10/21	L	13-20	Atlanta	70,020	:Cleeland	4	0	4	0	0	0	0	24	:Clemons	1	3	3.0	3	0			
10/28	W	34-31	at St. Louis	66,189	:B. Williams	3	0	3	0	0	0	0	18	:Oldham	1	0	0.0	0	0			
11/4	L	9-16	New York Jets	70,020	:Connell	2	0	2	0	0	0	0	12	:Thomas	1	0	0.0	0	0			
11/11	L	27-28	at San Francisco	68,083	:McAllister	2	1	1	0	0	0	0	12	:Saints	15	209	13.9	40	0			
11/18	W	34-20	Indianapolis	70,020	:T. Smith	2	0	2	0	0	0	0	12	:Opponents	22	189	8.6	36	1			
11/25	L	17-34	at New England	60,322	:Brooks	1	1	0	0	0	0	0	6									
12/2	W	27-23	Carolina	70,020	:Oldham	1	0	1	0	0	0	0	0									
12/9	W	28-10	at Atlanta	68,826	:Saints	36	8	27	1	32/32	27/31	1	333	:Gowin	76	3180	41.8	35.8	7	24	62	0
12/13	L	21-34	St. Louis	70,332	:Opponents	47	15	30	2	42/42	27/31	0	409	:Saints	76	3180	41.8	35.8	7	24	62	0
12/23	L	21-48	at Tampa Bay	65,526	:2-Pt. Conv.: W. Jackson, Saints 1-4, Opp. 2-5									:Opp.	67	2917	43.5	38.3	3	19	70	0
12/30	L	10-40	Washington	70,020																		
1/6	L	0-38	San Francisco	70,020																		

TEAM STATISTICS

TOTAL FIRST DOWNS	294	284																				
Rushing	87	88																				
Passing	184	169																				
Penalty	23	27																				
3rd Down: Made/Att	89/227	80/201																				
3rd Down Pct.	39.2	39.8																				
4th Down: Made/Att	6/18	3/12																				
4th Down Pct.	33.3	25.0																				
POSSESSION AVG.	29:24	30:36																				
TOTAL NET YARDS	5226	5070																				
Avg. Per Game	326.6	316.9																				
Total Plays	1031	948																				
Avg. Per Play	5.1	5.3																				
NET YARDS RUSHING	1712	1715																				
Avg. Per Game	107.0	107.2																				
Total Rushes	419	443																				
NET YARDS PASSING	3514	3355																				
Avg. Per Game	219.6	209.7																				
Sacked/Yards Lost	50/330	53/323																				
Gross Yards	3844	3678																				
Att./Completions	562/313	452/278																				
Completion Pct.	55.7	61.5																				
Had Intercepted	22	15																				
PUNTS/AVERAGE	76/41.8	67/43.5																				
NET PUNTING AVG.	76/35.8	67/38.3																				
PENALTIES/YARDS	119/1025	100/877																				
FUMBLES/BALL LOST	35/13	28/15																				
TOUCHDOWNS	36	47																				
Rushing	8	15																				
Passing	27	30																				
Returns	1	2																				

Score by Periods	1	2	3	4	OT	TOT
Saints	53	77	108	95	0	333
Opponents	120	120	47	122	0	409

2001 NFC WEST STANDINGS

Saints Finish: 3rd place

	W	L	T	Pct.
St. Louis	14	2	0	87.5
San Francisco	12	4	0	75.0
New Orleans	7	9	0	43.8
Atlanta	7	9	0	43.8
Carolina	1	15	0	0.63

PASSING	Att	Cmp	Yds	Cmp%	Yds/Att	TD	TD%	Int	Int%	Long	Sk/Yds	Rating
Brooks	558	312	3832	55.9	6.87	26	4.7	22	3.9	63	50/330	76.4
McAllister	2	1	12	50.0	6.00	1	50.0	0	0.0	12	0/0	108.3
Blake	1	0	0	0.0	0.00	0	0.0	0	0.0	0	0/0	39.6
Hom	1	0	0	0.0	0.00	0	0.0	0	0.0	0	0/0	39.6
Saints	562	313	3844	55.7	6.84	27	4.8	22	3.9	63	50/330	76.7
Opponents	452	278	3678	61.5	8.14	30	6.6	15	3.3	86	53/323	95.5

SAINTS STATISTICS

2002

RECORD: 9-7

FINISH: 3RD-NFC SOUTH

Date	W/L	Score	Opponent	Attendance	SCORING	TD	Ru	Pa	Rt	PAT	FG	S	TP	INTERCEPTIONS	No	Yds	Avg	Long	TD	
9/8	Wot	26-20	at Tampa Bay	65,554	Carney	0	0	0	0	37/37	31/35	0	130	Thomas	5	80	16.0	43	0	
9/15	W	35-20	Green Bay	67,958	McAllister	16	13	3	0	0	0	0	96	S. Knight	5	36	7.2	17	0	
9/22	W	29-23	at Chicago	63,216	Stallworth	8	0	8	0	0	0	0	49	Bellamy	3	39	13.0	16	0	
9/29	L	21-26	at Detroit	60,023	Horn	7	0	7	0	0	0	0	44	D. Smith	2	21	10.5	17	0	
10/6	W	32-29	Pittsburgh	67,734	Pathon	4	0	4	0	0	0	0	24	Irvin	2	10	5.0	10	0	
10/13	W	43-27	at Washington	80,768	M. Lewis	3	0	0	3	0	0	0	18	D. Carter	1	25	25.0	25	0	
10/20	W	35-27	San Francisco	67,903	R. Reed	3	0	3	0	0	0	0	18	Allen	1	0	0.0	0	1	
10/27	L	35-37	Atlanta	67,883	Brooks	2	2	0	0	0	0	0	16	Hawthorne	1	0	0.0	0	0	
11/10	W	34-24	at Carolina	72,566	B. Williams	2	0	2	0	0	0	0	14	Saints	20	211	10.6	43	1	
11/17	L	17-24	at Atlanta	69,223	Allen	1	0	0	1	0	0	0	6	Opponents	15	220	14.7	78	1	
11/24	L	15-24	Cleveland	68,235	Craver	1	0	0	0	0	0	0	6							
12/1	W	23-20	Tampa Bay	68,226	Fenderson	1	0	0	0	0	0	0	5							
12/8	W	37-25	at Baltimore	69,334	Grant	1	0	0	1	0	0	0	5	Gowin	61	2553	41.9	36.9	6	15
12/15	L	31-32	Minnesota	67,831	Saints	49	16	27	6	37/37	31/35	0	432	Johnson	8	307	38.4	34.8	0	1
12/22	L	13-20	at Cincinnati	43,544	Opponents	45	18	25	2	39/40	23/28	1	388	Saints	89	2860	41.4	36.7	6	16
12/29	L	6-10	Carolina	66,946	2-Pl. Conv.: Brooks 2, Horn, B. Williams, Saints									Opponents	73	3118	42.7	33.3	3	20

TEAM STATISTICS	N.O.	OPP.	PUNTING	No	Yds	Net	TB	I20	LG	B
TOTAL FIRST DOWNS	291	327	SACKS: Howard 8.0, Grant 7.0, Jackson 5.5, D. Smith 3.5, K. Smith 3.5, Whitehead 3.0, Hand 2.5, S. Knight 2.0, Bellamy 1.5, Thomas 1.0, Clemons 0.5.	45	6	625	13.9	83	1	1
Rushing	91	108	Opponents	38	14	209	5.5	29	0	0
Passing	169	191								
Penalty	31	28								

3rd Down: Made/Att.	92/224	87/223	RUSHING	No	Yds	Avg	LG	TD	KICKOFF RET	No	Yds	Avg	LG	TD
3rd Down: Pct.	41.1	39.0	McAllister	325	1388	4.3	62	13	M. Lewis	70	1807	25.8	97	2
4th Down: Made/Att.	8/13	12/20	Brooks	62	253	4.1	21	2	Fenderson	2	43	21.5	22	0
4th Down: Pct.	61.5	60.0	Fenderson	13	65	5.0	17	1	Grant	2	10	5.0	10	0

POSSESSION AVG.	28:44	31:16	RECEIVING	No	Yds	Avg	Long	TD	FIELD GOALS	1-19	20-29	30-39	40-49	50+
TOTAL NET YARDS	5205	5796	Keaton	12	19	1.6	4	0	Carney: (28G,41G) (39N) () () (40G,48G,31G,48)	0	9/9	11/13	11/12	0/1
Avg. Per Game	325.3	362.3	M. Lewis	1	15	15.0	15	0	Bellamy	1	5	5.0	5	0
Total Plays	1001	1071	McAfee	1	11	10.71	11	0	Cox	1	14	14.0	14	0
Avg. Per Play	5.2	5.4	T. Smith	5	11	2.2	5	0	Whitehead	1	8	8.0	8	0
NET YARDS RUSHING	1764	1991	Horn	1	2	2.0	2	0	Saints	79	1956	24.8	97	2
Avg. Per Game	110.3	124.4	Stallworth	2	2	1.0	4	0	Opponents	85	1817	21.4	70	0
Total Rushes	426	439	Delhomme	4	-2	-0.5	6	0						
NET YARDS PASSING	3441	3805	Saints	426	1764	4.1	62	16	Carney	0	0	0	0	0
Avg. Per Game	215.1	237.8	Opponents	439	1991	4.5	59	18	Field	0	0	0	0	0
Sacked/Yards Lost	37/244	39/253							Saints	0/0	9/9	11/13	11/12	0/1
Gross Yards	3685	4058	Receiving						Opponents	1/1	8/8	6/7	5/7	3/5
Att./Completions	538/291	593/343	Horn	88	1312	14.9	63	7						
Completion Pct.	54.1	57.8	McAllister	47	352	7.5	30	3						
Had Intercepted	15	20	Pathon	43	523	12.2	64	4						
PUNTS/AVERAGE	69/41.4	73/42.7	Stallworth	42	594	14.1	57	8						
NET PUNTING AVG.	69/36.7	73/33.3	Reed	21	360	17.1	54	3						
PENALTIES/YARDS	119/911	110/953	B. Williams	13	143	11.0	32	2						
FUMBLES/BALL LOST	29/15	29/18	Sloan	12	127	10.6	29	0						
TOUCHDOWNS	49	45	T. Smith	9	30	3.3	10	0						
Rushing	16	18	M. Lewis	8	200	25.0	59	0						
Passing	27	25	Fenderson	6	38	6.3	13	0						
Returns	6	2	Hall	2	6	3.0	4	0						

Score by Periods	1	2	3	4	OT	TOT	2002 NFC SOUTH STANDINGS
Saints	95	109	107	115	6	432	Saints Finish: 3rd place
Opponents	67	134	78	109	0	388	

PASSING	Att	Cmp	Yds	Cmp%	Yds/Att	TD	TD%	Int	Int%	Long	Sk/Yds	Rating
Brooks	528	283	3572	53.6	6.77	27	5.1	15	2.8	64	36/236	80.1
Delhomme	10	8	113	80.0	11.30	0	0.0	0	0.0	54	0/0	113.8
McAllister	0	0	0	0	0	0	0	0	0	0	0/0	18
Saints	538	291	3685	54.1	6.85	27	5.0	15	2.8	64	37/244	80.8
Opponents	593	343	4058	57.8	6.84	25	4.2	20	3.4	77	39/253	78.8

HISTORY

SAINTS STATISTICS

2003

RECORD: 8-8

FINISH: 2ND-NFC SOUTH

Date	W/L	Score	Opponent	Attendance	SCORING	TD	Ru	Pa	Rt	PAT	FG	S	TP	INTERCEPTIONS	No	Yds	Avg	Long	TD			
9/7	L	10-27	at Seattle	52,250	Carney	0	0	0	0	36/37	22/30	0	102	Thomas	4	47	11.8	20	0			
9/14	W	31-10	Houston	66,390	Horn	10	0	10	0	0	60	0	60	Ambrose	3	78	26.0	73f	1			
9/21	L	12-27	at Tennessee	68,809	McAllister	6	8	0	0	0	0	0	46	Bellamy	3	19	6.3	10	0			
9/28	L	21-55	Indianapolis	70,020	B. Williams	5	0	5	0	0	30	0	30	Rodgers	1	40	40.0	40f	1			
10/05	L	13-19	at Carolina	72,496	Pathon	4	0	4	0	0	24	0	24	D. Smith	1	9	9.0	9	0			
10/12	W	20-13	Chicago	66,390	Stallworth	3	0	3	0	0	18	0	18	Ruff	1	7	7.0	7	0			
10/19	W	45-17	at Atlanta	70,837	Brooks	2	2	0	0	0	12	0	12	Jones	1	2	2.0	2	0			
10/26	Lot	20-23	Carolina	66,370	Conwell	2	0	2	0	0	12	0	12	V. Green	0	24	—	24	0			
11/2	W	17-14	at Tampa Bay	65,524	Ambrose	1	0	0	1	0	0	6	6	Saints	14	226	16.1	73f	2			
11/6	Wot	23-20	Atlanta	66,432	K. Carter	1	0	0	1	0	0	6	6	Opponents	8	104	13.0	20	1			
11/23	L	20-33	at Philadelphia	67,802	M. Lewis	1	0	1	0	0	0	6	6									
11/30	W	24-20	at Washington	76,821	Rodgers	1	0	0	1	0	0	6	6	PUNTING	No	Yds	Avg	Net	TB	I20	LG	B
12/7	L	7-14	Tampa Bay	66,442	Thomas	1	0	0	1	0	2	2	2	Berger	71	3144	44.3	38.2	5	28	59	1
12/14	W	45-7	New York Giants	66,399	J. Allen	0	0	0	0	1	2	2	2	Saints	72	3144	43.7	38.2	5	28	59	1
12/21	L	19-20	at Jacksonville	49,207	Fenderson	0	0	0	0	0	2	2	2	Opponents	76	3183	41.9	36.2	3	21	60	1
12/28	W	13-7	Dallas	66,451	Saints	39	11	25	3	36/37	22/30	1	340									

TEAM STATISTICS

TOTAL FIRST DOWNS

302 298

Rushing 100 109

Passing 100 109

Penalty 25 24

3rd down: Made/Att 106/229 79/208

3rd Down Pct. 46.3 38.0

4th Down: Made/Att 5/19 9/16

4th Down Pct. 26.3 56.3

POSSESSION AVG.

30:18 29:42

Total Net Yards 5438 5234

Avg. Per Game 339.9 327.1

Total Plays 1019 997

Avg. Per Play 5.3 5.2

NET YARDS RUSHING

2000 2241

Avg. Per Game 125.0 140.1

Total Rushes 448 480

Avg. Per Game 34.38 29.93

NET YARDS PASSING

3438 2993

Avg. Per Game 214.9 187.1

Sacked/Yards Lost 36/203 32/171

Gross Yards 3641 3164

Att./Completions 535/314 485/264

Completion Pct. 58.7 54.4

Had Intercepted 8 14

PUNTS/AVERAGE

72/43.7 76/41.9

NET PUNTING AVG.

72/38.2 76/36.4

PENALTIES/YARDS

103/878 101/1012

FUMBLES/BALL LOST

33/20 29/13

TOUCHDOWNS

39 36

Rushing 11 12

Passing 25 20

Returns 3 4

Score by Periods

1 2 3 4 OT TOT

Saints 52 112 78 95 3 340

Opponents 64 140 55 64 3 326

OPP.

2-Pt. Conversions: Fenderson, Saints 1-2,

Opp. 0-1

SACKS: Ch. Grant 10.0, Whitehead 5.5, Howard

5.0, Jackson TM 3.5, Bellamy 1.0, D. Carter 1.0,

Hodge 1.0, D. Smith 1.0, K. Smith 1.0, Sullivan 1.0,

Thomas 1.0, Saints 32.0, Opponents 36.0

RUSHING

No Yds Avg LG TD

McAllister 351 1641 4.7 76f 8

Brooks 54 175 3.2 15 2

K. Carter 19 72 3.8 31 1

L. Smith 11 61 5.5 17 0

Horn 2 15 7.5 13 0

Fenderson 4 14 3.5 6 0

McAfee 1 13 13.0 13 0

Carney 1 3 3.0 3 0

Stallworth 1 3 3.0 3 0

M. Lewis 1 2 2.0 2 0

Bouman 3 1 0.3 2 0

Saints 448 2000 4.5 76f 11

Opponents 480 2241 4.7 69f 12

RECEIVING

No Yds Avg Long TD

Horn 78 973 12.5 50f 10

McAllister 69 516 7.5 39 0

Pathon 44 578 13.1 40 4

B. Williams 41 436 10.6 31f 5

Conwell 26 290 11.2 32 2

Stallworth 25 485 19.4 76f 3

M. Lewis 12 226 18.8 39 1

Rasby 6 55 9.2 17 0

T. Smith 6 28 4.7 8 0

Gardner 3 29 9.7 11 0

K. Carter 1 11 11.0 11 0

D. Lewis 1 7 7.0 7 0

Fenderson 1 5 5.0 5 0

L. Smith 1 2 2.0 2 0

Saints 314 3641 11.6 76f 25

Opponents 264 3164 12.0 79f 20

PUNT RET

Ret FC Yds Avg LG TD

M. Lewis 30 10 275 9.2 27 0

Stallworth 5 1 44 8.6 18 0

Craver 2 1 22 11.0 19 0

V. Green 2 0 15 7.5 9 0

Thomas 1 0 4 4.0 4 0

Saints 40 12 360 9.0 27 0

Opponents 36 18 294 8.2 46 0

KICKOFF RET

No Yds Avg LG TD

M. Lewis 45 1068 23.7 53 0

McAfee 9 140 15.6 23 0

Stallworth 8 171 21.4 28 0

Craver 5 128 25.6 52 0

Rasby 2 9 4.5 6 0

M. Williams 2 0 0.0 0 0

J. Allen 1 8 8.0 8 0

Saints 72 1524 21.2 53 0

Opponents 67 1587 23.7 100f 2

FIELD GOALS

1-19 20-29 30-39 40-49 50+

Carney 0/0 6/6 10/12 5/9 1/3

Saints 0/0 6/6 10/12 5/9 1/3

Opponents 0/0 8/9 8/10 9/11 0/1

Carney: (33G) (39G) (31G) (38G 43G)

(38G 57N 26) (38N 50G 30G) (42G) (46G 42G)

(39N 47G) (28G 26G 36G) (45B) (51N 25G 48N)

(49N) (35G 49N) (33G 38G) (24G 27G)

Opponents: (37G 25G) (30G) (22G 43G)

(41G 42G) (49G 23G) (28G 31G) (28G)

(24G 29G 31G) (36N) (38G 27G 54N)

(36G 41G 42G 33G) (45G 49G) (44N 35B) (43B)

(43G 35G 21B) ()

2003 NFC SOUTH STANDINGS

Saints Finish: 2nd place

W L T Pct.


Carolina 11 5 0 68.8

New Orleans 8 8 0 50.0

Tampa Bay 7 9 0 43.8

Atlanta 5 11 0 31.2

PASSING	Att	Cmp	Yds	Cmp%	Yds/Att	TD	TD%	Int	Int%	Long	Sk/Yds	Rating
Brooks	518	306	3546	59.1	6.85	24	4.6	8	1.5	76f	34/195	88.8
Bouman	13	7	81	53.8	6.23	1	7.7	0	0.0	19	2/8	98.6
McAllister	2	0	0	0.0	0.00	0	0.0	0	0.0	0	0/0	39.6
Berger	1	0	0	0.0	0.00	0	0.0	0	0.0	0	0/0	39.6
Horn	1	1	14	100.0	14.00	0	0.0	0	0.0	14	0/0	118.8
Saints	535	314	3641	58.7	6.81	25	4.7	8	1.5	76f	36/203	88.7
Opponents	485	264	3164	54.4	6.52	20	4.1	14	2.9	79f	32/171	76.3



SAINTS STATISTICS

2004

RECORD: 8-8

FINISH: 2ND-NFC SOUTH

Date	W/L	Score	Opponent	Attendance	SCORING	TD	Ru	Pa	Rt	PAT	FG	S	TP	INTERCEPTIONS	No	Yds	Avg	Long	TD		
9/12	L	7-21	Seattle	64,900	Carney	0	0	0	0	38/38	22/27	0	104	McKenzie	5	19	3.8	14	0		
9/19	W	30-27	San Francisco	64,900	Horn	11	0	11	0	0	0	0	69	Ambrose	3	19	6.3	19	0		
9/26	Wot	28-25	at St. Louis	65,856	McAllister	9	9	0	0	0	0	54	Brown	2	0	0.0	0	0			
10/3	L	10-34	at Arizona	28,109	Stallworth	5	0	5	0	0	0	30	Jones	1	55	55.0	55	0			
10/10	L	17-20	Tampa Bay	64,900	Brooks	4	4	0	0	0	0	24	Ch. Grant	1	8	8.0	8	0			
10/17	L	31-38	Minnesota	64,900	Stecker	3	2	0	1	0	0	18	Ruff	1	0	0.0	0	0			
10/24	W	31-26	at Oakland	45,337	B. Williams	2	0	2	0	0	0	12	Saints	13	101	7.8	55	0			
11/7	L	17-43	at San Diego	59,662	Bookwoldt	1	0	0	1	0	0	6	Opponents	16	260	16.3	76	1			
11/14	W	27-20	Kansas City	64,900	Conwell	1	0	1	0	0	0	6									
11/21	L	13-34	Denver	64,900	Hall	1	0	1	0	0	0	6	PUNTING	No	Yds	Avg	Net	TB	I20	LG	B
11/28	L	21-24	at Atlanta	70,521	Lewis	1	0	1	0	0	0	6	Berger	85	3704	43.6	39.0	4	28	63	0
12/5	L	21-32	Carolina	58,878	Mitchell	1	0	1	0	0	0	6	Saints	85	3704	43.6	39.0	4	28	63	0
12/12	W	27-13	at Dallas	64,056	Pathon	1	0	1	0	0	0	6	Opponents	71	2896	40.8	34.5	3	17	60	1
12/19	W	21-17	at Tampa Bay	65,075	Bryant	0	0	0	0	0	0	1	2								
12/26	W	26-13	Atlanta	64,900	Saints	40	15	24	4	38/38	22/27	1	348	PUNT RET	Ret	FC	Yds	Avg	LG	TD	
12	W	21-18	at Carolina	73,302	Opponents	44	16	24	4	42/42	31/35	1	405	Saints	34	11	382	11.2	53	0	

TEAM STATISTICS

	N.O.	OPP.																		
TOTAL FIRST DOWNS	291	343	SACKS:	Howard 11.0, Ch. Grant 10.5, W. Smith 7.5, Young 2.5, Bryant 2.0, Watson 2.0, Bookwoldt 1.0, Sullivan 0.5, Saints 37.0, Opponents 41.0																
Rushing	82	118	KICKOFF RET																	
Passing	177	193	Saints	40	12	388	9.7	53	0											
Penalty	2	32	Opponents	43	25	310	7.2	59	1											
3rd Down: Made/Att.	70/210	80/210	RUSHING	No	Yds	Avg	LG	TD												
3rd Down: Pct.	33.3	38.1	Stecker	18	469	26.1	98	1												
4th Down: Made/Att.	9/18	6/7	Stecker	58	244	4.2	42	2												
4th Down: Pct.	50.0	85.7	Brooks	58	173	3.0	15	4												
POSSESSION AVG.	28:18	31:42	McAfee	2	54	27.0	53	0												
TOTAL NET YARDS	5193	6141	Stallworth	6	37	6.2	26	0												
Avg. Per Game	324.6	383.8	Carter	10	17	1.7	8	0												
Total Plays	989	1067	Karney	3	7	2.3	4	0												
Avg. Per Play	5.3	5.8	Saints	406	1606	4.0	71	15												
NET YARDS RUSHING	1606	2253	Opponents	485	2253	4.6	60	16												
Avg. Per Game	100.4	140.8	RECEIVING	No	Yds	Avg	Long	TD												
Total Rushes	406	485	Horn	94	1399	14.9	57	11												
NET YARDS PASSING	3587	3888	Stallworth	58	767	13.2	45	5												
Avg. Per Game	224.2	243.0	Stallworth	34	581	17.1	38	1												
Sacked/Yards Lost	41/223	37/207	Pathon	34	228	6.7	20	0												
Gross Yards	3810	4095	McAllister	33	362	11.0	22	2												
Att./Completions	542/309	545/324	B. Williams	29	174	6.0	26	0												
Completion Pct.	57.0	59.4	Stecker	10	102	10.2	28	1												
Had Intercepted	16	13	Conwell	8	127	15.9	30	0												
PUNTS/AVERAGE	85/43.6	71/40.8	Lewis	0	0	0.0	0	0												
NET PUNTING AVG.	85/39.0	71/34.5	Karney	6	42	7.0	17	0												
PENALTIES/YARDS	129/1141	119/965	Gardner	1	23	23.0	23	0												
FUMBLES/BALL LOST	23/10	31/20	Hall	1	4	4.0	4	1												
TOUCHDOWNS	49	45	Brooks	1	1	1.0	1	0												
Rushing	15	16	Saints	309	3810	12.3	57	21												
Passing	21	24	Opponents	324	4095	12.6	59	24												
Returns	4	4																		

Score by Periods

	1	2	3	4	OT	TOT
Saints	29	132	83	101	3	348
Opponents	117	110	70	108	0	405

2004 NFC SOUTH STANDINGS

	Saints Finish: 2nd place				Pct.
	W	L	T		
Atlanta	11	5	0		688
New Orleans	8	8	0		500
Carolina	7	9	0		438
Tampa Bay	5	11	0		312

PASSING	Att	Cmp	Yds	Cmp%	Yds/Att	TD	TD%	Int	Int%	Long	Sack/Lost	Rating
Brooks	542	309	3810	57.0	7.03	21	3.9	16	3.0	57	41/223	79.5
Saints	542	309	3810	57.0	7.03	21	3.9	16	3.0	57	41/223	79.5
Opponents	545	324	4095	59.4	7.51	24	4.4	13	2.4	59	37/207	87.7

HISTORY

SAINTS STATISTICS

2005

RECORD: 3-13

FINISH: 4TH-NFC SOUTH

Date	W/L	Score	Opponent	Attendance	SCORING	TD	Ru	Pa	Rt	PAT	FG	S	TP	INTERCEPTIONS	No	Yds	Avg	Long	TD			
9/11	W	23-20	at Carolina	72,920	Carney	0	0	0	22/22	25/32	0	97	0	Craft	3	63	21.0	39	0			
9/19	L	10-27	New York Giants	68,031	Stallworth	7	0	0	0	0	0	42	0	D. Smith	2	53	26.5	28	0			
9/25	L	16-33	at Minnesota	63,952	Henderson	3	0	0	0	0	0	18	0	F. Thomas	2	4	2.0	4	0			
10/2	W	19-7	Buffalo	58,688	McAllister	3	3	0	0	0	0	18	0	Bullocks	1	51	51.0	51	0			
10/9	L	3-52	at Green Bay	70,580	A. Smith	3	3	0	0	0	0	18	0	McKenzie	1	11	11.0	11	0			
10/16	L	31-34	Atlanta	65,562	Brooks	2	2	0	0	0	0	12	0	Slaughter	1	0	0.0	0	0			
10/23	L	17-28	at St. Louis	64,586	Hakim	2	0	2	0	0	0	12	0	Saints	10	182	18.2	91	3			
10/30	L	6-21	Miami	61,643	Conwell	1	0	1	0	0	0	6	0	Opponents	24	456	19.0	91	3			
11/6	L	17-20	Chicago	32,637	Hilton	1	0	1	0	0	0	6	0									
11/20	L	17-24	at New England	68,756	Horn	1	0	1	0	0	0	6	0									
11/27	W	21-19	at New York Jets	77,152	Saints	23	8	15	0	22/22	25/32	0	235	Berger	71	3066	43.2	38.7	3	28	69	0
12/4	L	3-10	Tampa Bay	34,414	Opponents	43	16	20	7	43/43	31/39	2	398	Saints	71	3066	43.2	38.7	3	28	69	0
12/12	L	17-36	at Atlanta	70,083	2-Pt. Conversions: Saints 0-1, Opp. 0-0									Opponents	76	3462	45.6	39.0	9	23	59	0
12/18	L	10-27	Carolina	32,551																		
12/24	L	12-13	Detroit	63,747	SACKS: W. Smith 8.5, Bryant 4, Howard 3.5,									PUNT RET	Ret	FC	Yds	Avg	LG	TD		
1/1	L	13-27	at Tampa Bay	65,379	F. Thomas 3, Grant 2.5, Craft 1, D. Smith 1, Watson 1, Whitehead 0.5, Saints 25,									Hakim	34	4	260	7.6	42	0		
					Opponents 41									Stallworth	7	1	52	7.4	27	0		
														Lewis	4	0	8	2.0	5	0		
														F. Thomas	1	0	0	0.0	0	0		
														Saints	46	5	320	7.0	42	0		
														Opponents	33	26	260	7.9	23	0		

TEAM STATISTICS	N.O.	OPP.	RUSHING	No	Yds	Avg	LG	TD	KICKOFF RET	No	Yds	Avg	LG	TD
TOTAL FIRST DOWNS	312	281	Rushing	89	103	1.1	10	3	Kickoff	31	672	21.7	46	0
Rushing	89	103	A. Smith	166	659	4.0	42	3	Steecker	3	171	19.0	29	0
Passing	182	145	Brooks	40	5	0.1	3	0	McAfee	22	485	22.0	34	0
Penalty	41	33	Steecker	33	363	3.8	32	0	Hakim	9	171	19.0	29	0
3rd Down: Made/Att	82/211	89/220	McAllister	93	335	3.6	26	3	Lewis	8	137	17.1	20	0
3rd Down Pct.	38.9	40.5	Brooks	45	281	6.2	22	2	Hall	2	9	4.5	5	0
4th Down: Made/Att	2/12	3/4	A. Thomas LG	43	92	2.1	12	0	Whitehead	2	12	6.0	12	0
4th Down Pct.	16.7	75.0	A. Thomas TM	7	12	1.7	4	0	A. Smith	1	30	30.0	30	0
POSSESSION AVG.	30:32	29:28	Bouman	8	15	1.9	6	0	Saints	75	1516	20.2	46	0
TOTAL NET YARDS	5031	4994	Karney	6	12	2.0	3	0	Opponents	61	1404	23.0	82	0
Avg. Per Game	314.4	312.1	Henderson	1	9	9.0	9	0						
Total Plays	1017	946	Stallworth	2	2	1.0	3	0						
Avg. Per Play	4.9	5.3	Saints	423	1688	4.0	42	8						
NET YARDS RUSHING	1688	2145	Opponents	503	2145	4.3	64	16						
Avg. Per Game	105.5	134.1												

RECEIVING	No	Yds	Avg	Long	TD	FIELD GOALS	1-19	20-29	30-39	40-49	50+
Total Rushes	423	503	1.2	10	3	Carney	1/1	12/13	4/6	8/12	0/0
NET YARDS PASSING	3343	2849	8.5	43	7	Saints	1/1	12/13	4/6	8/12	0/0
Avg. Per Game	208.9	178.1	8.5	30	1	Opponents	0/0	10/10	13/15	8/12	0/2
Sacked/Yards Lost	41/261	25/165	Hilton	35	396	11.3	29	1			
Gross Yards	3604	3014	Steecker	35	281	8.0	41	0			
Att./Completions	553/308	418/241	Hakim	34	489	14.4	42	2	Carney:	(29G,48G,47G) (21G,29N) (22G)	
Completion Pct.	55.7	57.7	Henderson	22	343	15.6	66	3	(23G,40G,32N,20G,37G) (33G,43N,43N) (19G,47B)		
Had Intercepted	24	10	McAllister	17	117	6.9	22	0	(45B,22G) (26G,49G) (22G) (30N,46G) () (26G)		
PUNTS/AVERAGE	71/43.2	76/45.6	Conwell	13	165	12.7	31	1	(47G) (44G) (35G,47G,33G,20G) (25G,24G)		
NET PUNTING AVG.	71/38.7	76/39.0	A. Smith	12	46	3.8	8	0			
PENALTIES/YARDS	135/1130	127/985	Karney	10	61	6.1	10	0	Opponents:	(39G,46G) (39G,30G)	
FUMBLER/BALL LOST	23/19	19/9	Hall	6	36	6.0	8	0	(24G,33N,28G,48G,34G) (45N) (26G) (37G,36G)		
TOUCHDOWNS	23	43	A. Thomas LG	4	13	3.3	6	0	(48N) (37G,36G,41G,46G,36N) (35G,47N,28G)		
Rushing	8	16	A. Thomas TM	2	8	4.0	6	0	(37G) (29G,45G,41G,38G,53N) (43B,28G)		
Passing	15	20	Poole	3	63	21.0	42	0	(43G,20G) (32G,50N,29G) (21G,39G) (46G,26G)		
Returns	0	7	Saints	308	3604	11.7	66	15			
			Opponents	241	3014	12.5	68	20			

Score by Periods	Q1	Q2	Q3	Q4	OT	TOT
Saints	47	97	22	69	0	235
Opponents	103	126	59	110	0	398

2005 NFC SOUTH STANDINGS						
Saints Finish: 4th place						
	W	L	T	Pct.		
Tampa Bay	11	5	0	688		
Carolina	11	5	0	688		
Atlanta	8	8	0	500		
New Orleans	3	13	0	188		

PASSING	Att	Cmp	Yds	Cmp%	Yds/Att	TD	TD%	Int	Int%	Long	Sk/Yds	Rating
Brooks	431	240	2882	55.7	6.69	13	3.0	17	3.9	66	33/202	70.0
Bouman	122	68	722	55.7	5.92	2	1.6	7	5.7	43	8/59	54.7
Saints	553	308	3604	55.7	6.52	15	2.7	24	4.3	66	41/261	66.6
Opponents	418	241	3014	57.7	7.21	20	4.8	10	2.4	68	25/165	86.2



SAINTS STATISTICS

2006

RECORD: 10-6

FINISH: 1ST-NFC SOUTH

Date	W/L	Score	Opponent	Attendance	SCORING	TD	Ru	Pa	Rt	PAT	FG	S	TP	INTERCEPTIONS	No	Yds	Avg	Long	TD			
9/10	W	19-14	at Cleveland	72,915	:Carney	0	0	0	0	46/47	23/25	0	115	:McKenzie	2	54	27.0	54	0			
9/17	W	34-27	at Green Bay	70,602	:McAllister	11	10	0	1	0	0	0	66	:Fujita	2	19	9.5	19	0			
9/25	W	23-3	Atlanta	70,003	:Bush	9	6	2	1	0	0	0	54	:Bullocks	2	14	7.0	14	0			
10/1	L	18-21	at Carolina	73,392	:Colston	8	0	8	0	0	0	0	48	:Stoutmir	2	10	5.0	10	0			
10/8	W	24-21	Tampa Bay	68,183	:Henderson	6	1	5	0	0	0	0	36	:F. Thomas	1	9	9.0	9	0			
10/15	W	27-24	Philadelphia	68,269	:Horn	4	0	4	0	0	0	0	26	:Craft	1	0	0.0	0	0			
10/29	L	22-35	Baltimore	69,152	:Copper	3	0	3	0	0	0	0	18	:Simoneau	1	0	0.0	0	0			
11/5	W	31-14	at Tampa Bay	65,561	:Karney	3	1	2	0	0	0	0	18	:Saints	11	106	9.6	54	0			
11/12	L	31-38	at Pittsburgh	61,911	:Barnhill	1	0	1	0	0	0	0	6	:Opponents	13	180	13.8	52	4			
11/19	L	16-31	Cincinnati	68,001	:Conwell	1	0	0	0	0	0	0	6									
11/26	W	31-13	at Atlanta	70,933	:Deloatch	1	0	0	1	0	0	0	6	:PUNTING	No	Yds	Avg	Net	TB	Ln	Lg	B
12/3	W	34-10	San Francisco	68,241	:Jones	1	0	0	1	0	0	0	6	:Weatherford	77	3369	43.8	37.5	10	19	59	0
12/10	W	42-17	at Dallas	63,722	:McAfee	1	0	0	0	0	0	0	6	:Saints	77	3369	43.8	37.5	10	19	59	0
12/17	L	10-16	Washington	69,052	:Miller	0	0	0	0	0	0	0	2	:Opponents	96	4181	43.6	38.0	8	30	65	1
12/24	W	30-7	at New York Giants	78,539	:Cundiff	0	0	0	0	0/0	0/1	0	0									
12/31	L	21-31	Carolina	69,569	:Saints	49	19	27	3	46/47	23/26	0	413									

TEAM STATISTICS

N.O.	OPP	2-PT. Conversions:	Horn, Miller, Saints 2-2,
Total First Downs	330	Opp. 0-0	
Rushing	99	96	
Passing	207	148	:SACKS: Smith 10.5, Grant 6, Young 5.5, Shanle 4,
Penalty	24	18	:Fujita 3.5, H. Thomas 3.5, Cooper 1, Harper 1, Lake
3rd Down: Made/Att	105/234	69/199	:1, Simoneau 1, Whitehead 1, Saints 38; Opp. 23;
3rd Down Pct.	44.9	34.7	
4th Down: Made/Att	12/20	6/13	:RUSHING
4th Down Pct.	60.0	46.2	:McAllister
POSSESSION AVG.	31:53	28:07	:Bush
TOTAL NET YARDS	6264	4917	:KARNEY
Avg. Per Game	391.5	307.3	:Brees
Total Plays	1075	930	:Branch
Avg. Per Play	5.8	5.3	:Henderson
NET YARDS RUSHING	1761	2063	:McAfee
Avg. Per Game	110.1	128.9	:Stacker
Total Rushes	472	418	:Copper
NET YARDS PASSING	4503	2854	:Saints
Avg. Per Game	281.4	178.4	:Opponents
Sacked/Yards Lost	23/123	38/268	
Gross Yards	4626	3122	:RECEIVING
Att./Completions	580/372	474/267	:Bush
Completion Pct.	64.1	56.3	:Colston
Had Intercepted	13	11	:Horn
PUNTS/AVERAGE	77/43.8	96/43.6	:Henderson
NET PUNTING AVG.	77/37.5	96/38.0	:McAllister
PENALTIES/YARDS	79/597	89/674	:Copper
FUMBLES/BALL LOST	23/10	22/8	:Stacker
TOUCHDOWNS	49	40	:Campbell
Rushing	19	10	:Karney
Passing	27	26	:Miller
Returns	3	4	:Conwell

FIELD GOALS	1-19	20-29	30-39	40-49	50+
:Carney	1/1	9/9	7/8	5/6	1/1
:Cundiff	0/0	0/0	0/0	0/0	0/1
:Saints	1/1	9/9	7/8	5/6	1/2
:Opponents	1/1	7/8	5/6	1/3	0/0

FIELD GOALS	1-19	20-29	30-39	40-49	50+
:Carney	1/1	9/9	7/8	5/6	1/1
:Cundiff	0/0	0/0	0/0	0/0	0/1
:Saints	1/1	9/9	7/8	5/6	1/2
:Opponents	1/1	7/8	5/6	1/3	0/0

FIELD GOALS	1-19	20-29	30-39	40-49	50+
:Carney	1/1	9/9	7/8	5/6	1/1
:Cundiff	0/0	0/0	0/0	0/0	0/1
:Saints	1/1	9/9	7/8	5/6	1/2
:Opponents	1/1	7/8	5/6	1/3	0/0

FIELD GOALS	1-19	20-29	30-39	40-49	50+
:Carney	1/1	9/9	7/8	5/6	1/1
:Cundiff	0/0	0/0	0/0	0/0	0/1
:Saints	1/1	9/9	7/8	5/6	1/2
:Opponents	1/1	7/8	5/6	1/3	0/0

FIELD GOALS	1-19	20-29	30-39	40-49	50+
:Carney	1/1	9/9	7/8	5/6	1/1
:Cundiff	0/0	0/0	0/0	0/0	0/1
:Saints	1/1	9/9	7/8	5/6	1/2
:Opponents	1/1	7/8	5/6	1/3	0/0

2006 NFC SOUTH STANDINGS												
Saints Finish: 1st place												
	W	L	T	Pct.								
New Orleans	10	6	0	62.5								
Carolina	8	8	0	50.0								
Atlanta	7	9	0	43.8								
Tampa Bay	4	12	0	25.0								

PASSING	Att	Cmp	Yds	Cmp%	Yds/Att	TD	TD%	Int	Int%	Long	Sack/Lost	Rating
Brees	554	356	4418	64.3	7.97	26	4.7	11	2.0	86t	18/105	96.2
Martin	24	16	208	66.7	8.67	1	4.2	1	4.2	65	5/16	90.3
Bush	1	0	0	0.0	0.00	0	0.0	0	100.0	0	0/0	0.0
Horn	1	0	0	0.0	0.00	0	0.0	0	0.0	0	0/0	39.6
Saints	580	372	4626	64.1	7.98	27	4.7	13	2.2	86t	23/123	94.9
Opponents	474	267	3122	56.3	6.59	26	5.5	11	2.3	60t	38/268	85.1

SAINTS STATISTICS

2008

RECORD: 8-8

FINISH: 4TH-NFC SOUTH

Date	W/L	Score	Opponent	Attendance	SCORING	TD	Ru	Pa	Ft	PAT	FG	S	TP	PUNTING	No	Yds	Avg	Net	TB	Ln	Lg	B		
9/7	W	24-20	Tampa Bay	68,881	P.Thomas	12	9	3	0				0	72	Weatherford	26	1094	42.1	34.2	3	5	61	0	
9/14	L	24-29	at Washington	88,246	Hartley	0	0	0	0	28/28	13/13	0	0	67	Pakulak	24	1144	47.7	37.8	2	3	70	0	
9/21	L	32-34	at Denver	75,713	Moore	10	0	10	0				0	60	Graham	3	126	42.0	35.3	2	0	44	0	
9/28	W	31-17	San Francisco	70,008	Bush	9	2	4	0				0	54	Saints	53	2364	44.6	35.9	5	9	70	0	
10/6	L	27-30	Minnesota	70,015	McAllister	6	5	1	0				0	36	Opponents	66	2711	41.1	35.2	4	23	65	0	
10/12	W	34-3	Oakland	70,068	Gramatica	0	0	0	0	16/16	6/10	0	0	34										
10/19	L	7-30	at Carolina	73,687	Colston	5	0	5	0				0	20	PUNT RET									
10/26	W	37-32	San Diego	83,226	Meachem	4	1	3	0				0	34	BUSH	20	3	270	13.5	7	1	3	0	
11/9	L	20-34	at Atlanta	64,626	Henderson	3	0	3	0				0	18	Moore	6	13	4.0	6.7	11	0	0	0	
11/16	W	30-20	at Kansas City	74,159	Mehlhoff	0	0	0	0	9/10	3/4	0	0	18	Green	0	1	0	—	—	—	—	—	
11/24	W	51-29	Green Bay	70,668	Campbell	2	0	2	0				0	12	Saints	26	17	310	11.9	7	1	3	0	
11/30	L	20-23	at Tampa Bay	64,430	Karney	2	2	0	0				0	12	Opponents	34	7	363	10.7	42	0	0	0	
12/7	W	29-25	Atlanta	70,011	Bell	1	1	0	0				0	6										
12/11	Lot	24-27	at Chicago	61,692	Miller	1	0	1	0				0	6	KICKOFF RET									
12/21	W	42-7	at Detroit	49,309	Patten	1	0	1	0				0	6	P.Thomas	31	793	25.6	88	0	0	0		
12/28	L	31-33	Carolina	69,999	Stecker	1	0	1	0				0	6	Roby LG	24	573	23.9	62	0	0	0		
					Grant	0	0	0	0				1	2	Roby TM	19	472	24.8	62	0	0	0		

TEAM STATISTICS

	N.O.	OPP	Saints	57	20	34	3	53/54	22/27	1	463	3	Green	4	133	33.8	60	0	0	0	0	0
Total First Downs	354	299	Opponents	41	14	21	0	37/37	34/39	1	393	Copper TM	2	35	17.5	18	0	0	0	0	0	0
Rushing	103	100	2-Pt. Conversions:	Saints: 0-3, Opp: 3-4																		
Passing	232	180																				
Penalty	19	19	SACKS:	McCray 6, Ellis 4, Charleston 3, Grant 3, Smith 3, Clancy 2, Shanle 2, Gay 1, Porter 1, Reis 1, Vilma 1, B. Young 1, Saints 28, Opp. 13																		
3rd Down: Made/Att	97/200	82/206																				
3rd Down Pct.	48.5	39.8																				
4th Down: Made/Att	10/18	8/14																				
4th Down Pct.	55.6	57.1	RUSHING	No	Yds	Avg	LG	TD														
POSSSESSION AVG.	30.23	29.37	P.Thomas	129	625	4.8	42	9														
TOTAL NET YARDS	6521	5432	McAllister	107	418	3.9	19	5														
Avg. Per Game	410.7	339.5	Bush	106	404	3.8	43	2														
Total Plays	1047	999	Stecker	8	43	5.4	12	0														
Avg. Per Play	6.3	5.4	Bell	13	42	3.2	15	1														
NET YARDS RUSHING	1594	1885	Henderson	4	33	8.3	30	0														
Avg. Per Game	99.6	117.8	Meachem	1	20	20.0	20	1														
Total Rushes	398	445	Karney	8	10	1.3	3	2														
NET YARDS PASSING	4977	3547	Brees	22	-1	0.0	9	0														
Avg. Per Game	311.1	221.7	Saints	398	1594	4.0	43	20														
Sacked/Yards Lost	13/92	28/161	Opponents	445	1885	4.2	46	14														
Gross Yards	5069	3708																				
Att./Completions	636/413	26/299	RECEIVING	No	Yds	Avg	Long	TD														
Completion Pct.	64.9	56.8	Moore	79	928	11.7	70	10														
Had Intercepted	18	15	Bush	52	440	8.5	42	4														
PUNTS/AVERAGE	53/44.6	56/41.1	Shockey	50	483	9.7	26	0														
NET PUNTING AVG.	35.9	35.2	Colston	47	760	16.2	70	5														
PENALTIES/YARDS	86/797	84/637	Miller	45	579	12.9	41	1														
FUMBLES/BALL LOST	18/8	16/7	Henderson	32	793	24.8	84	3														
TOUCHDOWNS	57	41	P.Thomas	31	284	9.2	24	3														
Rushing	20	14	McAllister	18	128	7.1	20	1														
Passing	34	21	Meachem	12	289	24.1	74	3														
Returns	3	6	Campbell	12	121	10.1	29	2														

SCORE BY PERIODS

Q1	Q2	Q3	Q4	OT	PTS
Saints	67	154	115	127	0
Opponents	80	141	69	100	3

	Saints	Opponents
Saints	413	5069
Opponents	299	3708

	No	Yds	Avg	Long	TD
Stecker	9	52	5.8	12	1
Karney	9	18	2.0	7	0
Sobomehin	2	8	4.0	10	0
Ryan TM	2	7	3.5	5	0
Bell	1	14	14.0	14	0
Ortega	1	3	3.0	3	0
Saints	413	5069	12.3	84	34
Opponents	299	3708	12.4	67	21

	No	Yds	Avg	Long	TD
David	5	83	16.6	42	0
Fujita	2	19	9.5	17	0
Kaesviharn	2	13	6.5	13	0
U.Young	2	3	1.5	3	0
Porter	1	25	25.0	25	0
Bullocks	1	23	23.0	23	0
McKenzie	1	14	14.0	14	0
Vilma	1	8	8.0	8	0
Saints	15	188	12.5	42	0
Opponents	18	270	15.0	95	2

PASSING	Att	Cmp	Yds	Cmp%	Yds/Att	TD	TD%	Int	Int%	Long	Sack/Lost	Rating
Brees	635	413	5069	65.0	7.98	34	5.4	17	2.7	84	13/92	96.2
Moore	1	0	0	0.0	0.0	0	0.0	1	100.0	---	0/0	0.0
Saints	636	413	5069	64.9	7.97	34	5.3	18	2.8	84	13/92	95.4
Opponents	526	299	3708	56.8	7.05	21	4.0	15	2.9	67	28/161	80.3

2008 NFC SOUTH STANDINGS

Saints Finish: 4th Place	W	L	T	Pct.
Carolina	12	4	0	.750
Atlanta	11	5	0	.688
Tampa Bay	9	7	0	.563
New Orleans	8	8	0	.500

HISTORY

SAINTS STATISTICS

2010

RECORD: 11-5

FINISH: 2ND-NFC SOUTH

Date	W/L	Score	Opponent	Attendance	SCORING	TD	Ru	Pa	Rt	PAT	FG	S	TP	INTERCEPTIONS	No	Yds	Avg	Long	TD			
9/9	W	14-9	Minnesota	70,051	Hartley	0	0	0	0	40/40	20/25	0	100	Jenkins	2	105	52.5	96f	1			
9/20	W	25-22	at San Francisco	69,732	Moore	8	0	8	0	0	0	0	48	Greer	2	50	25.0	26	1			
9/26	Lot	24-27	Atlanta	70,015	Colston	7	0	7	0	0	0	0	42	Torrence	1	21	21.0	21	0			
10/3	W	16-14	Carolina	70,016	Graham	5	0	5	0	0	0	0	30	Harper	1	6	6.0	6	0			
10/10	L	20-30	at Arizona	62,621	Ivory	5	0	5	0	0	0	0	30	Porter	1	5	5.0	5	0			
10/17	W	31-16	at Tampa Bay	51,759	Meachem	5	0	5	0	0	0	0	30	Wilma	1	4	4.0	4	0			
10/24	L	17-30	Cleveland	70,077	Shockey	0	0	0	0	3/3	5/6	0	18	Saints	9	196	21.8	96f	2			
10/31	W	20-10	Pittsburgh	70,011	Shockey	3	0	3	0	0	0	0	12	Opponents	22	344	15.6	66	4			
11/7	W	34-3	at Carolina	73,191	Betts	2	2	0	0	0	0	0	12	Opponents	22	344	15.6	66	4			
11/21	W	34-19	Seattle	70,015	P. Thomas	2	2	0	0	0	0	0	12	Opponents	22	344	15.6	66	4			
11/25	W	30-27	at Dallas	93,985	D. Thomas	2	0	2	0	0	0	0	12	PUNTING	No	Yds	Avg	Net	TB	In	Lg	B
12/5	W	34-30	at Cincinnati	59,963	Bush	1	0	1	0	0	0	0	6	Morstead	57	2618	45.9	38.4	6	21	64	0
12/12	W	31-13	St. Louis	70,015	H. Evans	1	0	1	0	0	0	0	6	Saints	57	2618	45.9	38.4	6	21	64	0
12/19	L	24-30	at Baltimore	71,432	Greer	1	0	1	0	0	0	0	6	Opponents	67	2993	44.7	40.6	6	26	59	0
12/27	W	17-14	at Atlanta	70,144	Henderson	1	0	1	0	0	0	0	6	Opponents	67	2993	44.7	40.6	6	26	59	0
1/2	L	13-23	Tampa Bay	70,068	Jenkins	1	0	1	0	0	0	0	6	PUNT RETURNS	Ret	FC	Yds	Avg	Long	TD		
					Saints	44	9	33	2	43/43	25/31	1	384	Bush	14	2	92	6.6	43	0		
					Opponents	32	13	13	6	27/29	28/34	0	307	Moore	11	16	11.6	10.2	72	0		

TEAM STATISTICS	N.O.	OPP	SACKS:	ELLIS	SMITH	5.5	WILMA	4	CHARLESTON
Total First Downs	351	273	2-Pt. Conversions:	Saints 0-1, Opp. 2-3					
Rushing	94	94							
Passing	236	150							
Penalty	21	29							

3rd Down: Made/Att	106/217	70/203	Dunbar 1, Hargrove 1, Jenkins 1, M. Mitchell 1,	KICKOFF RET.	No	Yds	Avg	Long	TD
3rd Down Pct.	48.8	34.5	Bush	Roby	33	785	23.8	39	0
4th Down: Made/Att	5/11	15/23	Torrence 1 Saints 33, Opp. 26	P. Thomas	7	154	22.0	32	0

POSSSESSION AVG.	31-39	28-21	2/1, Betts 1/1, Daniel 1/0, Graham 1/0, J. Jones (LG)	H. Evans <th>4</th> <th>45</th> <th>11.3</th> <th>13</th> <th>0</th>	4	45	11.3	13	0
TOTAL NET YARDS	5960	4900	1/1, J. Jones (TM) 1/1, Roby 1/1, Smith 1/0	Betts	1	23	23.0	23	0
Avg. Per Game	372.5	306.3		Bush	1	32	32.0	32	0

NET YARDS RUSHING	1519	1797	P. Thomas	83	269	3.2	16	2	5
Avg. Per Game	94.9	112.3	J. Jones LG	48	223	3.7	54	0	0
Total Rushes	380	421	J. Jones TM	48	193	4.0	54	0	0

NET YARDS PASSING	4441	3103	Betts	45	150	3.3	12	2	2
Avg. Per Game	277.6	193.9	Bush <td>36</td> <td>150</td> <td>4.2</td> <td>23</td> <td>0</td> <td>0</td>	36	150	4.2	23	0	0
Sacked/Yards Lost	26/195	33/250	Daniel	2	16	8.0	16	0	0

Gross Yards	4636	3353 <th>Meachem</th> <th>4</th> <th>14</th> <th>3.5</th> <th>8</th> <th>0</th> <th>0</th>	Meachem	4	14	3.5	8	0	0
Att./Completions	66/1450	494/306	Henderson	3 <td>8</td> <td>2.7</td> <td>9</td> <td>0</td> <td>0</td>	8	2.7	9	0	0
Completion Pct.	68.1	61.9	Graham	1	3	3.0	3	0	0

Had Intercepted	22	9	H. Evans	2	2	1.0 <th>2</th> <th>0</th> <th>0</th>	2	0	0
PUNTS/AVERAGE	57/45.9	67/44.7	Colston	1	1	1.0	1	0	0
NET PUNTING AVG.	57/38.4	67/40.6	Brees	18	-3	-0.2	7	0	0

PENALTIES/YARDS	90/884	88/701	Saints	380	1519	4.0	55t	9	0
FUMBLE/BALL LOST	23/9	34/16	Opponents	421	1797	4.3	68	13	0
TOUCHDOWNS	44	32							

Rushing	9	13	Reiving	No	Yds	Avg	Long	TD
Passing	33	13	Colston	84	1023	12.2	43	7
Returns	2	6	Moore	66	763	11.6	80t	5

SCORE BY PERIODS	Q1	Q2	Q3	Q4	OT	PTS
Saints	112	93	74	105	0	384
Opponents	33	112	53	106	3	307

Opponents	33	112	53	106	3	307

Opponents	33	112	53	106	3	307

Opponents	33	112	53	106	3	307

Opponents	33	112	53	106	3	307

Opponents	33	112	53	106	3	307

Opponents	33	112	53	106	3	307

Opponents	33	112	53	106	3	307

Opponents	33	112	53	106	3	307

Opponents	33	112	53	106	3	307

Opponents	33	112	53	106	3	307

Opponents	33	112	53	106	3	307

Opponents	33	112	53	106	3	307

Opponents	33	112	53	106	3	307

Opponents	33	112	53	106	3	307

HISTORY

SAINTS STATISTICS

2011

RECORD: 13-3

FINISH: 1ST-NFC SOUTH

Date	W/L	Score	Opponent	Attendance	SCORING	TD	Ru	Pa	Rt	PAT	FG	S	TP	INTERCEPTIONS	NO	YDS	AVG	LONG	TD		
9/8	L	34-42	at Green Bay	70,555	Kasay 0 0 0 0	63/63	28/34	0	147	0	0	0	147	P. Robinson	4	31	7.8	25	0		
9/18	W	30-13	Chicago	73,019	Graham 11 0 11 0	0	0	0	66	0	0	0	66	Torrence	1	42	42.0	42	1		
9/25	W	40-33	Houston	73,002	Sproles 10 2 7 1	0	0	0	60	0	0	0	60	Shanle	1	12	12.0	12	0		
10/2	W	23-10	at Jacksonville	62,471	Moore 8 0 8 0	0	0	0	52	0	0	0	52	Greer	1	2	2.0	2	0		
10/9	W	30-27	at Carolina	72,679	Colston 8 0 8 0	0	0	0	48	0	0	0	48	Herring	1	0	0.0	0	0		
10/16	L	20-26	at Tampa Bay	55,990	Meachem 6 0 6 0	0	0	0	36	0	0	0	36	Porter	1	-7	-7.0	-7	0		
10/23	W	62-7	Indianapolis	73,012	P. Thomas 6 5 1 0	0	0	0	36	0	0	0	36	Saints	9	80	8.9	42	1		
10/30	L	21-31	at St. Louis	57,179	Ingram 5 0 1 0	0	0	0	30	0	0	0	30	Opponents	14	162	11.6	53	1		
11/6	W	27-16	Tampa Bay	73,043	Collins 4 2 2 0	0	0	0	24	0	0	0	24								
11/13	Wot	26-23	at Atlanta	70,359	Henderson 2 0 2 0	0	0	0	12	0	0	0	12	PUNTING	No	Yds	Avg	Net	TB	In	Lg
11/28	W	49-24	New York Giants	73,068	Brees 1 1 0 0	0	0	0	6	0	0	0	6	Morstead	46	2224	48.3	43.1	4	13	64
12/4	W	31-17	Detroit	73,042	Gilmore 1 0 1 0	0	0	0	6	0	0	0	6	Saints	47	2224	47.3	43.1	4	13	64
12/11	W	22-17	at Tennessee	69,143	Ivory 1 0 1 0	0	0	0	6	0	0	0	6	Opponents	71	3146	44.3	38.5	6	24	59
12/18	W	42-20	at Minnesota	62,623	Jenkins 1 0 0 1	0	0	0	6	0	0	0	6								
12/26	W	45-16	Atlanta	73,085	Torrence 1 0 0 1	0	0	0	6	0	0	0	6	PUNT RETURNS	Ret	FC	Yds	Avg	Long	TD	
1/1	W	45-17	Carolina	73,065	Wilma 1 0 0 1	0	0	0	6	0	0	0	6	Sproles	29	19	294	10.1	72	1	

TEAM STATISTICS	N.O.	OPP	SCORING	TD	Ru	Pa	Rt	PAT	FG	S	TP	INTERCEPTIONS	NO	YDS	AVG	LONG	TD	
Total First Downs	416	326	Saints	66	16	46	4	63/63	28/34	0	547	Saints	29	19	294	10.1	72	1
Rushing	116	92	Opponents	37	11	24	2	36/37	27/32	0	339	Opponents	19	10	118	6.2	14	0
Passing	280	196	2-Pt. Conversions:	Moore 2, Saints 2-3, Opp. 0-0														
Penalty	20	38	KICKOFF RET.	No	Yds	Avg	Long	TD										
3rd Down: Made/Att	118/208	67/202	SACKS:	Harper 7.5, Smith 6.5, Galette 4.5, Casillas 3, McBride 2, Charleston 1, Dunbar 1, Humber 1, Collins 1, Jenkins 1, Tom Johnson 1, Jordan 1, Shanle 1, Graham 0														
3rd Down Pct.	56.7	33.2	FUMILOST:	Brees 1/1, Colston 1/1, Graham 1/1, Henderson 1/0, Ingram 1/1, P. Thomas 1/1														
4th Down: Made/Att	3/10	6/22	FIELD GOALS	1-19	20-29	30-39	40-49	50+										
4th Down Pct.	30.0	27.3	Kasay	0/0	11/11	10/10	5/8	2/5										
POSSESSION AVG.	31:46	28:14	Saints	0/0	11/11	10/10	5/8	2/5										
TOTAL NET YARDS	7474	5895	Opponents	0/0	6/6	9/9	11/13	1/4										
Avg. Per Game	467.1	368.4	RUSHING	No	Yds	Avg	LG	TD										
Total Plays	1117	1010	Sproles	87	603	6.9	36	2										
Avg. Per Play	6.7	5.8	P. Thomas	110	562	5.1	33	5										
NET YARDS RUSHING	2127	1738	Ingram	122	474	3.9	35	5										
Avg. Per Game	132.9	108.6	Ivory	79	374	4.7	35	1										
Total Rushes	431	351	Brees	21	86	4.1	20	1										
NET YARDS PASSING	5347	4157	Meachem	4	18	4.5	8	0										
Avg. Per Game	334.2	259.8	Henderson	1	9	9.0	9	0										
Sacked/Yards Lost	24/158	33/256	Collins	4	4	1.0	2	2										
Gross Yards	5505	4413	Daniel	3	-3	-1.0	-1	0										
Att./Completions	662/472	626/362	Saints	431	2127	4.9	36	16										
Completion Pct.	71.3	57.8	Opponents	351	1738	5.0	69	11										
Had Intercepted	14	9																

PUNTS/AVERAGE	7:14.3	7:14.4	RECEIVING	No	Yds	Avg	Long	TD
NET PUNTING AVG.	47/143.1	41/138.5	Graham	99	1310	13.2	59	11
PENALTIES/YARDS	99/851	109/912	Sproles	86	710	8.3	39	7
FUMBLES/BALL LOST	6/5	20/7	Colston	80	1143	14.3	50	8
TOUCHDOWNS	66	37	Moore	52	627	12.1	47	8
Rushing	16	11	P. Thomas	50	425	8.5	57	1
Passing	46	24	Meachem	40	620	15.5	67	6
Returns	4	2	Henderson	32	503	15.7	79	2
			Collins	11	50	4.5	14	2
			Ingram	11	46	4.2	9	0
			D. Thomas	5	16	3.2	8	0
			Gilmore	3	20	6.7	9	1
			Arrington	2	31	15.5	17	0
			Higgins	1	4	4.0	4	0
			Saints	472	5505	11.7	79	46
			Opponents	362	4413	12.2	72	24

2011 NFC SOUTH STANDINGS	W	L	T	Pct.
Saints Finish: 1st Place				
New Orleans	13	3	0	813
Atlanta	10	6	0	625
Carolina	6	10	0	375
Tampa Bay	4	12	0	250

PASSING	Att	Cmp	Yds	Cmp%	Yds/Att	TD	TD%	Int	Int%	Long	Sack/Lost	Rating
Brees	657	468	5476	71.2	8.33	46	7.0	14	2.1	79	24/158	110.6
Daniel	5	4	29	80.0	5.80	0	0.0	0	0.0	14	0/0	90.8
Saints	662	472	5505	71.3	8.32	46	6.9	14	2.1	79	24/158	110.5
Opponents	626	362	4413	57.8	7.05	24	3.8	9	1.4	72	33/256	86.4



SAINTS STATISTICS

2012

RECORD: 9-7-9

FINISH: 3RD-NFC SOUTH

Date	W/L	Score	Opponent	Attendance	SCORING	TD	Ru	Pa	Rt	PAT	FG	S	TP	INTERCEPTIONS	NO.	YDS	AVG	LONG	TD	
9/9	L	32-35	Washington	72,180	Hartley 0 0 0 0	0	0	0	0	57/57	18/22	0	111	P. Robinson	3	99	33.0	99t	1	
9/16	L	27-35	at Carolina	72,879	Colston 10 0 0 0	0	0	0	0	0	0	60	Greer	3	31	10.3	28	0		
9/23	Lot	24-27	Kansas City	72,226	J. Graham 9 0 9 0	0	0	0	0	0	0	54	Hierpe	2	41	20.5	41	0		
9/30	L	27-28	at Green Bay	70,571	J. Graham 8 1 7 0	0	0	0	0	0	0	50	Abdul-Quddus	2	12	6.0	12	0		
10/7	W	31-24	San Diego	73,109	Moore 6 0 6 0	0	0	0	0	0	0	36	Mack	1	73	73.0	73t	1		
10/21	W	35-28	at Tampa Bay	58,906	Ingram 5 5 0 0	0	0	0	0	0	0	30	Jenkins	1	55	55.0	55t	1		
10/28	L	14-34	at Denver	76,632	D. Thomas 4 0 4 0	0	0	0	0	0	0	24	Bush	1	40	40.0	40	0		
11/5	W	28-13	Philadelphia	73,099	Morgan 3 0 3 0	0	0	0	0	0	0	18	Vilma	1	18	18.0	18t	1		
11/11	W	31-27	Atlanta	73,126	Collins 2 2 2 0	0	0	0	0	0	0	12	White	1	0	0.0	0	0		
11/18	W	38-17	at Oakland	56,880	Ivory 2 2 2 0	0	0	0	0	0	0	12	Saints	15	369	24.6	99t	4		
11/25	L	21-31	San Francisco	73,147	P. Thomas 2 1 1 0	0	0	0	0	0	0	12	Opponents	19	356	18.7	70	3		
11/29	L	13-23	at Atlanta	70,514	Brees 1 1 0 0	0	0	0	0	0	0	6								
12/9	L	27-52	at New York Giants	81,437	Henderson 1 0 1 0	0	0	0	0	0	0	6	PUNTING	No.	Yds	Avg	Net	TB	In	Lg
12/16	W	40-0	Tampa Bay	73,096	Jenkins 1 0 1 0	0	0	0	0	0	0	6	Morstead	74	3707	50.1	43.2	6	20	
12/23	Wot	34-31	at Dallas	92,570	Mack 1 0 1 0	0	0	0	0	0	0	6	Saints	74	3707	50.1	43.2	6	20	
12/30	L	38-44	Carolina	73,124	P. Robinson 1 0 0 1	0	0	0	0	0	0	6	Opponents	63	2876	45.7	40.1	8	23	
					Roby 1 0 0 1	0	0	0	0	0	0	6								

TEAM STATISTICS	N.O.	OPP	Vilma	1	0	0	1	0	0	0	6	PUNT RETURNS	Ret	FC	Yds	Avg	Long	TD
Total First Downs	352	380	Saints	58	10	43	5	57/57	18/22	0	461	Sproles	23	14	183	8.0	37	0
Rushing	64	116	Opponents	53	18	31	4	53/53	27/33	1	454	Cadet	1	2	2.0	2	0	
Passing	267	236	2-P. Conversions:	Sproles 1, Saints 1-1, Opp. 0-0								Moore	1	3	5.0	5	0	
Penalty	21	28										P. Robinson	0	1	0	---	---	0
3rd Down: Made/Att	91/207	80/208	SACKS:	Jordan 8, Smith 6, Galette 5, Wilson 3, Bunkley 2.5, Johnson 2, Lofton 1, P. Robinson 1, Vilma 1, Shanle 0.5, Saints 30, Opp. 26								Saints	25	20	19.0	7.6	37	0
3rd Down Pct.	44.0	38.5										Opponents	31	12	39.1	12.6	69	0
4th Down: Made/Att	8/14	10/19																
4th Down Pct.	57.1	52.6																

POSSESSION AVG.	28:36	31:24	FUM/LOST:	Brees 5/1, Colston 4/2, Cadet 1/1, Collins 1/1, J. Graham 1/0, Henderson 1/0
Total Plays	1067	1089	RUSHING	No. Yds Avg LG TD
Avg. Per Game	410.9	440.1		
NET YARDS RUSHING	1577	2361		
Avg. Per Game	98.6	147.6		
Total Rushes	370	457		
NET YARDS PASSING	4997	4681		
Avg. Per Game	312.3	292.6		
Sacked/Yards Lost	26/190	30/194		
Gross Yards	5187	4875		
Att./Completions	671/423	602/370		
Completion Pct.	63.0	61.5		
Had Intercepted	19	15		

PUNTS/AVERAGE	74/50.1	63/45.7	FIELD GOALS	1-19 20-29 30-39 40-49 50+
NET PUNTING AVG.	74/43.2	63/40.1		
PENALTIES/YARDS	104/911	102/835		
TUMBLES/BALL LOST	13/5	19/11		
TOUCHDOWNS	58	53		
Rushing	10	18		
Passing	43	31		
Returns	5	4		

SCORE BY PERIODS	Q1	Q2	Q3	Q4	OT	PTS
Saints	101	154	110	93	3	461
Opponents	96	133	96	126	3	454

2012 NFC SOUTH STANDINGS			
Saints Finish: 3rd Place			
	W	L	T
Atlanta	13	3	0
Carolina	7	9	0
New Orleans	7	9	0
Tampa Bay	7	9	0

PASSING	Att	Cmp	Yds	Cmp%	Yds/Att	TD	TD%	Int	Int%	Long	Sack/Lost	Rating
Brees	670	422	5177	63.0	7.73	43	6.4	19	2.8	80t	26/190	96.3
Daniel	1	1	10	100.0	10.00	0	0.0	0	0.0	10	0/0	108.3
Saints	671	423	5187	63.0	7.73	43	6.4	19	2.8	80t	26/190	96.4
Opponents	602	370	4875	61.5	8.10	31	5.1	15	2.5	95	30/194	93.8

HISTORY

SAINTS STATISTICS

2014

RECORD: 9-7-9

FINISH: 2ND-NFC SOUTH

Date	WL	Score	Opponent	Attendance	SCORING	TD	Ru	Pa	Rt	PAT	FG	S	TP	INTERCEPTIONS	NO.	YDS	AVG	LONG	TD		
9/7	Lot	34-37	at Atlanta	70,706	:S.Graham	0	0	0	0	46/47	19/22	0	103	:Warren	2	53	26.5	32	0		
9/14	L	24-26	at Cleveland	67,407	:J.Graham	10	0	10	0	0/0	0/0	0	60	:Vaccaro	2	45	22.5	45	0		
9/21	W	20-9	Minnesota	73,005	:Ingram	9	9	0	0	0/0	0/0	0	54	:Lewis	2	2	1.0	2	0		
9/28	L	17-38	at Dallas	91,176	:Colston	5	0	5	0	0/0	0/0	0	30	:Robinson	2	2	1.0	2	0		
10/5	Wt	37-31	Tampa Bay	73,004	:Hill	5	0	5	0	0/0	0/0	0	30	:White	2	2	1.0	2	0		
10/19	L	23-24	at Detroit	63,271	:Cooks	4	1	3	0	0/0	0/0	0	24	:Hawthorne	1	10	10.0	10	0		
10/26	W	44-23	Green Bay	73,146	:K.Robinson	3	3	0	0	0/0	0/0	0	18	:Jordan	1	6	6.0	6	0		
10/30	W	28-10	at Carolina	73,663	:Stills	3	0	3	0	0/0	0/0	0	18	:Saints	12	120	10.0	45	0		
11/9	Lot	24-27	San Francisco	73,129	:Watson	3	2	1	0	0/0	0/0	0	18	:Opponents	17	240	14.1	62t	3		
11/16	L	10-27	Cincinnati	73,073	:Thomas	2	0	2	0	0/0	0/0	0	12	:	:	:	:	:	:		
11/24	L	27-34	Baltimore	73,373	:Lorig	1	0	1	0	0/0	0/0	0	6	:PUNTING	No.	Yds	Avg	Net	TB	Ln	Lg
11/30	W	35-32	at Pittsburgh	61,916	:Brees	1	1	0	0	0/0	0/0	0	6	:T.Morstead	58	2690	46.4	42.9	5	19	63
12/7	L	10-41	Carolina	73,006	:Cadet	1	0	1	0	0/0	0/0	0	6	:Saints	58	2690	46.4	42.9	5	19	63
12/15	W	31-15	at Chicago	60,996	:Toon	1	0	1	0	0/0	0/0	0	6	:Opponents	63	2763	44.2	41.4	2	33	73
12/21	L	14-30	Atlanta	73,164	:Johnson	1	0	1	0	0/0	0/0	0	6	:	:	:	:	:	:		
12/28	W	23-20	at Tampa Bay	59,952	:Galette	0	0	0	0	0/0	0/0	2	4	:PUNT RET.	Ret	Fc	Yds	Avg	Long	TD	

TEAM STATISTICS

Total First Downs	N.O.	OPP	Opponents	2-Pt. Conversions: Saints 0/1, Opp. 3/4				
Rushing	101	111						
Passing	258	205	SACKS: Galette 10.0, Jordan 7.5, Hawthorne 3.0, Haralson 3.0, Walker 2.5, Hicks 2.0, Edeballi 2.0, Humber 1.0, Vaccaro 1.0, Jenkins 1.0, White 1.0					
Penalty	36	29	Saints: 34.0, Opponents: 30.0					
3rd Down: Made/Att	98/203	99/215	KICKOFF RET. No. Yds Avg Long TD					
3rd Down Pct.	48.3%	46.0%	Cadet	15	364	24.3	34	0
4th Down: Made/Att	8/15	4/8	Cadet	3	139	46.3	99	0
4th Down Pct.	53.3%	50.0%	Saunders	1	28	28.0	28	0
POSSESSION AVG.	30:03	29:57	Cooks	1	12	12.0	12	0
TOTAL NET YARDS	6582	6144	Saints	21	543	25.9	99	0
Avg. Per Game	411.4	384.0	Opponents	39	1029	26.4	43	0
Total Plays	1095	1022	FUM/LOST: Brees 7/3, Cadet 2/2, J. Graham 2/2, K. Robinson 2/2, Colston 1/1, Ingram 3/1, Lorig 1/1, Toon 1/1, Cooks 1/0, Goodwin 1/0, Stills 1/1					
Avg. Per Play	6.0	6.0	Total: 22/13					
NET YARDS RUSHING	1818	2125	RUSHING No Yds Avg LG TD					
Avg. Per Game	113.6	132.8	Ingram	226	964	4.3	31	9
Total Rushes	406	442	K.Robinson	76	362	4.8	62	3
NET YARDS PASSING	4764	4019	Thomas	45	222	4.9	27	2
Avg. Per Game	297.8	251.2	Cooks	7	73	10.4	28	1
Sacked/Yards Lost	30/188	34/188	Brees	27	68	2.5	13	1
Gross Yards	4952	4207	Cadet	1	67	67.0	67	0
Attempts/Completions	659/456	546/341	Johnson	8	22	2.8	8	0
Completion Pct.	69.2%	62.5%	Lorig	3	4	1.3	4	0
Had Intercepted	17	12	Toon	1	4	4.0	4	0
PUNTS/AVERAGE	58/46.4	63/44.2	Baker	1	2	2.0	2	0
NET PUNTING AVG.	42.9	41.4	Stills	1	-2	-2.0	-2	0
PENALTIES/YARDS	80/670	105/889	Saints	406	1818	4.5	67	16
FUMBLES/BALL LOST	22/13	15/5	Opponents	442	2125	4.8	69t	17
TOUCHDOWNS	49	47	Receiving No. Yds Avg Long TD					
Rushing	16	17	J.Graham	85	889	10.5	29	10
Passing	33	26	Stills	63	931	14.8	69t	3
Returns	0	4	Colston	59	902	15.3	57	5

SCORE BY PERIODS

Q1	Q2	Q3	Q4	OT	PTS	
Saints	55	116	76	148	6	401
Opponents	81	115	104	118	6	424

2014 NFC SOUTH STANDINGS

Saints Finish: 2nd Place	W	L	T	Pct.
Carolina	7	8	1	.469
New Orleans	7	9	0	.438
Atlanta	6	10	0	.375
Tampa Bay	2	14	0	.125

PASSING	Att	Cmp	Yds	Cmp%	Yds/Att	TD	TD%	Int	Int%	Long	Sack/Lost	Rating
D.Brees	659	456	4952	69.2%	7.5	33	5.0%	17	2.6%	69t	29/186	97.0
T.Morstead	0	0	0	0.0%	0.0%	0	0.0%	0	0.0%	0	1/2	0.0
Saints	659	456	4952	69.2%	7.5	33	5.0%	17	2.6%	69t	30/188	97.0
Opponents	546	341	4207	62.5%	7.7	26	4.8%	12	2.2%	73t	34/188	93.0

HISTORY

SAINTS STATISTICS

2016

RECORD: 7-9

FINISH: 3RD-NFC SOUTH

Date	WL	Score	Opponent	Attendance	SCORING	TD	Ru	Pa	Rt	PAT	FG	\$	TP	INTERCEPTIONS	NO.	YDS	AVG	LONG	TD			
9/11	L	34-35	Oakland	73,028	Lutz	0	0	0	0	49/50	28/34	0	133	Byrd	2	35	17.5	24	0			
9/18	L	13-16	at NY Giants	77,727	Ingram	10	6	4	0	0/0	0/0	0	64	Vaccaro	2	30	15.0	30	0			
9/26	L	32-45	Atlanta	73,003	Thomas	9	0	0	0	0/0	0/0	0	54	Moore	2	8	4.0	8	0			
10/2	W	35-34	at San Diego	60,641	Cooks	8	0	8	0	0/0	0/0	0	48	Robertson	1	29	29.0	29	0			
10/16	W	41-38	Carolina	73,138	Hightower	5	4	1	0	0/0	0/0	0	30	Webb	1	7	7.0	7	0			
10/23	L	21-27	at Kansas City	76,282	Kuhn	5	4	1	0	0/0	0/0	0	30	Stupar	1	0	0.0	0	0			
10/30	W	25-20	Seattle	73,188	Cadet	4	0	4	0	0/0	0/0	0	24	Saints	9	109	12.1	30	2			
11/6	W	41-23	at San Francisco	70,178	Fleener	4	1	3	0	0/0	0/0	0	24	Opponents	15	240	16.0	90t	2			
11/13	L	23-25	Denver	73,138	Snead IV	4	0	4	0	0/0	0/0	0	24									
11/17	L	20-23	at Carolina	73,288	Coleman	3	0	3	0	0/0	0/0	0	18	PUNTING	No.	Yds	Avg	Net	TB	In	Lg	B
11/27	W	49-21	Los Angeles	73,067	Brees	2	2	0	0	0/0	0/0	0	12	Morstead	57	2751	48.3	42.4	5	22	66	0
12/4	L	13-28	Detroit	73,137	Hill	1	0	1	0	0/0	0/0	0	6	Saints	57	2751	48.3	42.4	5	22	66	0
12/11	L	11-16	at Tampa Bay	62,140	Kruger	0	0	0	0	0/0	0/0	1	2	Opponents	56	2619	46.8	40.7	6	22	68	0
12/18	W	48-41	at Arizona	65,072	Saints	55	17	38	0	49/50	28/34	1	469									
12/24	W	31-24	Tampa Bay	73,177	Opponents	51	19	27	5	44/46	32/35	0	454	PUNT RET.	Ret	FC	Yds	Avg	Long	TD		
1/1	L	32-38	at Atlanta	70,835																		

TEAM STATISTICS

	N.O.	OPP
Total First Downs	395	353
Rushing	105	91
Passing	265	230
Penalty	25	32
3rd Down: Made/Att	107/220	84/194
3rd Down Pct.	48.6%	43.3%
4th Down: Made/Att	13/15	4/10
4th Down Pct.	86.7%	40.0%
POSSESSION AVG.	30:57	29:03
TOTAL NET YARDS	6816	6006
Avg. Per Game	426.0	375.4
Total Plays	1105	1008
Avg. Per Play	6.2	6.0
NET YARDS RUSHING	1742	1626
Avg. Per Game	108.9	101.6
Total Rushes	404	396
NET YARDS PASSING	5074	4380
Avg. Per Game	317.1	273.8
Sacked/Yards Lost	27/184	30/213
Gross Yards	5258	4593
Attempts/Completions	674/472	582/378
Completion Pct.	70.0%	64.9%
Had Intercepted	15	9
PUNTS/AVERAGE	57/48.3	56/46.8
NET PUNTING AVG.	42.4	40.7
PENALTIES/YARDS	107/969	104/881
FUMBLES/BALL LOST	17/9	17/12
TOUCHDOWNS	55	51
Rushing	17	19
Passing	38	27
Returns	0	5

SCORE BY PERIODS

	Q1	Q2	Q3	Q4	OT	PTS
Saints	89	135	88	157	0	469
Opponents	92	181	65	116	0	454

2-Pt. Conversions: Ingram 2, Saints: 2/5,
Opponents: 3/5
SACKS: Jordan 7.5, Fairley 6.5, Ellerbe 4.0,
Rankins 4.0, Kruger 1.5, Bell 1.0, Edeballi 1.0, Mauli
1.0, Robertson 1.0, Stupar 1.0, Vaccaro 1.0, Tapp
0.5, Saints: 30.0, Opponents: 27.0

FUM/LOST: Brees 5/4, Fleener 2/0, Ingram 2/2,
Lewis 2/0, Snead 2/0, Thomas 2/2, Cooks 1/0, D.
Harris 1/1 Saints: 17/9

RUSHING No Yds Avg LG TD
Ingram 205 1043 5.1 75t 6
Hightower 133 548 4.1 30 4
Kuhn 18 37 2.1 4 4

FIELD GOALS 1-19 20-29 30-39 40-49 50+
Lutz 1/1 7/7 9/11 8/8 3/7
Saints 1/1 7/7 9/11 8/8 3/7
Opponents 1/1 9/9 8/8 12/13 2/4

RECEIVING No. Yds Avg Long TD
Thomas 92 1137 12.4 46 9
Cooks 78 1173 15.0 98t 8
Snead IV 72 895 12.4 49 4
Fleener 50 631 12.6 50t 3
Ingram 46 319 6.9 22 4
Cadet 40 281 7.0 25 4
Coleman 26 281 10.8 38 3
Hightower 22 200 9.1 50t 1
Kuhn 16 70 4.4 11 1
Hill 15 149 9.9 35 1
Phillips 5 32 6.4 10 0
Lewis 7 76 10.9 26 0
Lasco 2 11 5.5 7 0
Murphy 1 3 3.0 3 0
Saints 472 5258 11.1 98t 38
Opponents 378 4593 12.2 66t 27

OPPONENTS (47G, 31G) (53N, 48G, 19G, 23G)
(21G) (30G, 47G) (42G) (39G, 41G) (44G, 21G)
(49G, 48G, 46G) (50G, 42N, 28G, 37G) (32G, 49G,
42G) (J) (27G, 29G, 32G, 27G, 52G) (41G, 39G,
3 26G) (55N) (35G) (22G)

2016 NFC SOUTH STANDINGS

Saints Finish: 3rd Place				
	W	L	T	Pct.
Atlanta	11	5	0	.688
Tampa Bay	9	7	0	.563
New Orleans	7	9	0	.438
Carolina	6	10	0	.375

PASSING	Att	Cmp	Yds	Cmp%	Yds/Att	TD	TD%	Int	Int%	Long	Sack/Lost	Rating
Brees	673	471	5208	70.0%	7.7	37	5.5%	15	2.2%	98t	27/184	101.7
Snead IV	1	1	50	100.0%	50.0%	1	100.0%	0	0.0%	50t	0/0	158.3
Saints	674	472	5258	70.0%	7.8	38	5.6%	15	2.2%	98t	27/184	102.5
Opponents	582	378	4593	64.9%	7.9	27	4.6%	9	1.5%	66t	30/213	98.1

HISTORY

SAINTS STATISTICS

2018

RECORD: 13-3

FINISH: 1ST-NFC SOUTH

Date	WL Score	Opponent	Attendance	SCORING	TD	Ru	Pa	Rt	PAT	FG	\$	TP	INTERCEPTIONS	NO.	YDS	AVG	LONG	TD		
9/9	L 40-48	Tampa Bay	73,038	Lutz	0	0	0	0	52/53	28/30	0	136	M. Williams	2	100	50.0	78	0		
9/16	W 21-18	Cleveland	73,086	Kamara	18	14	4	0	0/0	0/0	3	114	Apple	2	29	14.5	29	0		
9/23	W 43-37ot	at Atlanta	74,457	Thomas	9	0	0	0/0	0/0	0/0	0	54	Barjo	2	0	0.0	0	0		
9/30	W 33-18	at N.Y. Giants	78,213	Ingram	7	6	1	0	0/0	0/0	0	42	Lattimore	2	0	0.0	0	0		
10/8	W 43-19	Washington	73,028	T. Smith	5	0	5	0	0/0	0/0	0	30	Hardee	1	77	77.0	77	0		
10/21	W 24-23	at Baltimore	70,639	Brees	4	4	0	0	0/0	0/0	0	24	P. Williams	1	45	45.0	45t	1		
10/28	W 30-20	at Minnesota	66,801	Ginn	2	0	2	0	0/0	0/0	1	14	Klein	1	6	6.0	6	0		
11/4	W 45-35	L.A. Rams	73,086	Kirkwood	2	0	2	0	0/0	0/0	0	12	Anzalone	1	2	2.0	2	0		
11/11	W 51-14	at Cincinnati	52,492	T. Hill	2	2	0	0	0/0	0/0	0	12	Saints	12	259	21.6	78	1		
11/18	W 48-7	Philadelphia	73,042	Carr	2	0	2	0	0/0	0/0	0	12	Opponents	7	75	10.7	29	0		
11/22	W 31-17	Atlanta	73,017	Watson	2	0	2	0	0/0	0/0	0	12								
11/29	L 10-13	at Dallas	93,004	Line	2	0	2	0	0/0	0/0	0	12	PUNTING	No.	Yds	Avg	Net	TB	In	Lg
12/9	W 28-14	at Tampa Bay	53,495	J. Hill	1	0	1	0	0/0	0/0	0	6	Morstead	43	1996	46.4	43.2	4	15	60
12/17	W 12-9	at Carolina	74,188	Meredith	1	0	1	0	0/0	0/0	0	6	Saints	43	1996	46.4	43.2	4	15	60
12/23	W 31-28	Pittsburgh	73,086	P. Williams	1	0	0	1	0/0	0/0	0	6	Opponents	53	2246	42.4	38.7	2	12	62
12/30	L 14-33	Carolina	73,028	Lewis	1	0	1	0	0/0	0/0	0	6								

TEAM STATISTICS	N.O.	OPP	Saints	60	26	33	1	52/53	28/30	4	504	Kickoff	Ret	FC	Yds	Avg	Long	TD
Total First Downs	377	333	Opponents	43	12	30	1	32/37	17/23	5	353	Lewis	8	6	60	7.5	17	0
Rushing	134	72										Tate	3	0	15	5.0	8	0
Passing	210	224	2-Pt. Conversions:	Kamara 3, Ginn 1; Saints: 4/6,								T. Hill	1	0	0	0.0	0	0
Penalty	33	37	Opponents: 5/6									Carr	0	1	0	0.0	0	0
3rd Down: Made/Att	82/184	78/189										Ginn	0	2	0	0.0	0	0
3rd Down Pct.	44.6%	41.3%	SACKS:	Jordan 12, Rankins 8, Davis 5, Onyemata 4, 5, Davenport 4.5, Okafor 4.0, Klein 2, Davison 2, Anzalone 2, P. Williams 1, Bell 1, M. Williams 1.								Saints	24	18	157	6.5	17	0
4th Down: Made/Att	13/16	14/29										Opponents	12	15	60	5.0	16	0
4th Down Pct.	81.3%	48.3%																

POSSESSIVE AVG.	6:39	28:21	Robertson 1, Stallworth 1	KICKOFF RET.	No.	Yds	Avg	Long	TD
TOTAL NET YARDS	6067	5585	Saints: 49.0, Opponents: 20.0						
Avg. Per Game	379.2	349.1							
Total Plays	1010	978	FUM LOST:	M. Thomas 2, Lewis 1, T. Hill 1, Brees 1, Ginn 1, Ingram 1, Gillislee 1, Meredith 1					
Avg. Per Play	6.0	5.7							

NET YARDS RUSHING	2025	1283	Saints: 9	Saints	23	560	24.3	50	0
Avg. Per Game	126.6	80.2							
Total Rushes	471	356	RUSHING						
NET YARDS PASSING	4042	4302	Kamara	194	883	4.6	49t	14	
Avg. Per Game	252.6	268.9	Ingram	138	645	4.7	38	6	FIELD GOALS
Sacked/Yards Lost	20/132	49/321	T. Hill	37	196	5.3	35	2	1-19
Gross Yards	4174	4623	Washington	27	154	5.7	28	0	20-29
Attempts/Completions	519/381	573/384	Gillislee	16	43	2.7	5	0	30-39
Completion Pct.	73.4%	67.0%	Line	9	41	4.6	9	0	40-49
Had Intercepted	7	12	Ginn	3	26	8.7	20	0	50+

PUNTS/AVERAGE	43/46.4	53/42.4	Brees	31	22	0.7	11	4	34G, 37G, 26G (44G) (39G) (52G, 42G, 42G) (42G)			
NET PUNTING AVG.	43.2	38.7	Lewis	2	10	5.0	6	0	29G, 42G, 41G (38G, 19G) (22G) (33G) (30G), (36G) (46G, 24G) (43G, 50G) ()			
PENALTIES/YARDS	94/939	85/814	Bridgewater	11	5	0.5	9	0	Opponents: (33G, 36G, 44N) (39G, 39G, 44N, 52N) () (33G) (37G, 53G) (31G) () (51N, 56G, 34G) () (32G) (26G, 46G) (46N, 40N) () (49G, 30G) (22G, 51G)			
FUMBLES/BALL LOST	18/9	22/12	J. Williams	3	0	0.0	1	0	2018 NFC SOUTH STANDINGS			
TOUCHDOWNS	60	43	Saints	471	2025	4.3	49t	26	Saints Finish: 1st Place			
Rushing	26	12	Opponents	356	1283	3.6	28t	12	W	L	T	Pct.
Passing	33	30							13	3	0	.813
Returns	1	1	Receiving						7	9	0	.438
			Thomas	125	1405	11.2	72t	9	9	9	0	.438
			Kamara	81	709	8.8	42	4	5	11	0	.313
			Watson	35	400	11.4	32	2	5	11	0	.313
			T. Smith	28	427	15.3	62t	5	5	11	0	.313
			Ingram	21	170	8.1	28t	1	5	11	0	.313
			Ginn	17	209	12.3	42	2	5	11	0	.313
			J. Hill	16	185	11.6	23	1	5	11	0	.313
			Kirkwood	13	209	16.1	42	2	5	11	0	.313
			Arnold	12	150	12.5	25t	1	5	11	0	.313
			Meredith	9	114	12.7	46	1	5	11	0	.313
			Carr	9	97	10.8	25	2	5	11	0	.313
			Line	5	14	2.8	5	2	5	11	0	.313
			Lewis	3	60	20.0	28t	1	5	11	0	.313
			T. Hill	3	4	1.3	5	0	5	11	0	.313
			Hardee	1	10	10.0	10	0	5	11	0	.313
			Gillislee	1	9	9.0	9	0	5	11	0	.313
			Brees	1	1	1.0	1	0	5	11	0	.313
			J. Williams	1	1	1.0	1	0	5	11	0	.313
			Saints	381	4174	11.0	72t	33	5	11	0	.313
			Opponents	384	4623	12.0	75t	30	5	11	0	.313

PASSING	Att	Cmp	Yds	Cmp%	Yds/Att	TD	TD%	Int	Int%	Long	Sack/Lost	Rating
Brees	489	364	3992	74.4%	8.2	32	6.5%	5	1.0%	72t	11/12	115.7
Bridgewater	23	14	118	60.9%	5.1	1	4.3%	1	4.3%	18	2/8	70.6
T. Hill	7	3	64	42.9%	9.1	0	0.0%	1	14.3%	44	1/3	36.3
Team	519	381	4174	73.4%	8.0	33	6.4%	7	1.3%	72t	20/132	112.4
Opponents	573	384	4623	67.0%	8.1	30	5.2%	12	2.1%	75t	49/321	100.3

SAINTS STATISTICS

2019

RECORD: 13-3

FINISH: 1ST-NFC SOUTH

Date	W/L	Score	Opponent	Attendance	4-5, Davis 4, Edwards 3, Onyemata 3, Klein 2.5, Brown 2, Rankins 2, Tuttle 2, Bell 1.5, Anzalone 1, Granderson 1, Robertson 1, P. Williams 1, TEAM 1	KICKOFF RET.	No.	Yds	Avg	Long	TD
09/09	W	30-28	Houston	73,039		Harris	24	644	26.8	51	0
09/15	L	9-27	at L.A.Rams	71,460		Ginn	1	0	0.0	0	0
09/22	W	33-27	at Seattle	69,005	Saints: 51.0, Opponents: 25.0	T. Hill	1	12	12.0	12	0
09/29	W	12-10	Dallas	73,086		Vander Laan	1	8	8.0	8	0
10/06	W	31-24	Tampa Bay	73,029	FUM/LOST: Kamara 4/1, Harris 3/1, Bridgewater	Washington	1	12	12.0	12	0
10/13	W	13-6	at Jacksonville	64,341	1/0, Thomas 1/0 Saints: 9/2	Saints	28	676	24.1	51	0
10/20	W	36-25	at Chicago	62,306		Opponents	21	566	27.0	102t	1
10/27	W	31-9	Arizona	73,064	RUSHING	No	Yds	Avg	LG	TD	
11/10	L	9-26	Atlanta	73,283	Kamara	171	797	4.7	40t	5	FIELD GOALS
11/17	W	34-17	at Tampa Bay	54,333	Murray	146	637	4.4	30t	5	Lutz
11/24	W	34-31	Carolina	73,068	T. Hill	27	156	5.8	30t	1	Saints
11/28	W	26-18	at Atlanta	71,993	Washington	8	60	7.5	31	0	Opponents
12/08	L	46-48	San Francisco	73,038	Bridgewater	28	31	1.1	11	0	Lutz: (32G,56N,47G,52G)(34G,52G,42G)
12/16	W	34-7	Indianapolis	73,053	Harris	4	31	7.8	10	0	(1)40G,42G,19G,26G(29G)(47G,21G)
12/22	W	38-28	at Tennessee	66,756	Line	7	20	2.9	5	0	(39G,42N,5N,30G)(47N,26G)(29G,47G,28G)
12/29	W	42-10	at Carolina	72,203	Ginn	3	18	6.0	12	0	(44G,26G)(41G,33G)(22G,47G,42G,45G)(55G,48G)
					Zenner	1	1	1.0	1	0	(33G,26G)(47G)(1)

TEAM STATISTICS

	N.O.	OPP	RECEIVING	No.	Yds	Avg	Long	TD	2019 NFC SOUTH STANDINGS
Total First Downs	347	311	Thomason	149	1725	11.6	49	9	Saints Finish: 1st Place
Rushing	97	71	Saints	405	1738	4.3	40t	12	W
Passing	230	197	Opponents	345	1461	4.2	49t	12	L
Penalty	20	43							T
3rd Down: Made/Att	81/192	73/210							Pct.
3rd Down Pct.	42.2	34.8							13
4th Down: Made/Att	5/13	11/25	Kamara	81	533	6.6	41	1	3
4th Down Pct.	38.5	44.0	Cook	43	705	16.4	61t	9	0
POSESSION AVG.	32.19	27.41	Murray	34	235	6.9	30	1	0
TOTAL NET YARDS	5982	5329	Ginn	30	421	14.0	45	2	813
Total Plays	1011	999	J. Hill	25	226	9.0	29	3	0
Avg. Per Play	5.9	5.3	T. Hill	19	234	12.3	45t	6	438
NET YARDS RUSHING	1738	1461	T. Smith	18	234	13.0	32	5	0
Avg. Per Game	108.6	91.3	Line	6	36	6.0	12	0	338
Total Rushes	405	345	Harris	6	24	4.0	13	0	0
NET YARDS PASSING	4244	3868	Arnold	2	25	12.5	19	0	0
Avg. Per Game	265.3	241.8	Carr	1	9	9.0	9	0	0
Sacked/Yards Lost	25/187	51/333	Ortiz	1	8	8.0	8	0	0
Gross Yards	4431	4201	Washington	1	6	6.0	6	0	0
Att./Completions	581/418	603/371	Zenner	1	6	6.0	6	0	0
Completion Pct.	71.9	61.5	Hogan	1	4	4.0	4	0	0
Had Intercepted	6	13	Saints	418	4431	10.6	61t	36	0
PUNTS/AVERAGE	60/46.2	73/43.1	Opponents	371	4201	11.3	75t	27	0
NET PUNTING AVG.	60/43.1	73/37.5							
PENALTIES/YARDS	120/1036	92/713	INTERCEPTIONS	NO.	YDS	AVG	LONG	TD	
FUMBLES/BALL LOST	9/2	15/10	Jenkins	1	0	0.0	0	0	
TOUCHDOWNS	52	40	M. Williams	4	56	14.0	55t	1	
Rushing	12	12	Gardner-Johnson	1	28	28.0	28	0	
Passing	36	27	Bell	1	19	19.0	19	0	
Returns	4	1	Tuttle	1	19	19.0	19	0	
			Klein	1	14	14.0	14t	1	
			Robertson	1	3	3.0	3	0	
			Davis	1	1	1.0	1	0	
			Lattimore	1	0	0.0	0	0	
			P. Williams	1	0	0.0	0	0	
			Saints	13	140	10.8	55t	2	
			Opponents	6	16	2.7	14	0	

SCORE BY PERIODS

	Q1	Q2	Q3	Q4	OT	PTS
Saints	89	140	130	99	0	458
OPPONENTS	60	88	81	112	0	341

SCORING


	TD	Ru	Pa	RT	PAT	FG	S	TP	PUNTING	No.	Yds	Avg	Net	TB	In	Lg	B
Lutz	0	0	0	0	48/49	32/36	0	144									
Cook	0	0	0	0	0	0	0	54									
Thomas	0	0	0	0	0	0	0	54									
T. Hill	7	1	6	0	0	0	0	42									
Kamara	6	5	1	0	0	0	0	36									
Murray	6	5	1	0	0	0	0	36									
T. Smith	5	0	5	0	0	0	0	30									
J. Hill	3	0	3	0	0	0	0	18									
Ginn	2	0	2	0	0	0	0	12									
Bell	1	0	0	1	0	0	0	6									
Brees	1	1	0	0	0	0	0	6									
Harris	1	0	0	1	0	0	0	6									
Klein	1	0	0	1	0	0	0	6									
M. Williams	1	0	0	1	0	0	0	6									
Saints	52	12	36	4	48/49	32/36	1	458									
Opponents	40	12	27	1	33/36	22/24	0	341									

2-Pt. Conversions: Saints: 0/3, Opponents: 1/3

SACKS:

Jordan 15.5, Davenport 6, Hendrickson

	PASSING	Att	Cmp	Yds	Cmp%	Yds/Att	TD	TD%	Int	Int%	Long	Sack/Lost	Rating
Brees	378	281	2979	74.3	7.88	27	7.1	4	1.1	61t	12/89	116.3	
Bridgewater	196	133	1384	67.9	7.06	9	4.6	2	1.0	45	12/89	99.1	
T. Hill	6	3	55	50.0	9.17	0	0.0	0	0.0	20	1/9	81.9	
Kamara	1	1	13	100.0	13.00	0	0.0	0	0.0	13	0/0	118.8	
Saints	581	418	4431	71.9	7.63	36	6.2	6	1.0	61t	25/187	110.2	
Opponents	603	371	4201	61.5	6.97	27	4.5	13	2.2	75t	51/333	88.3	



SAINTS STATISTICS

2020

RECORD: 12-4

FINISH: 1ST-NFC SOUTH

Date	WL	Score	Opponent	Attendance	SACKS: Hendrickson 13.5, Jordan 7.5, Onyemata 6.5, Granderson 5, Davis 4, M. Jenkins 2.5, Davenport 1.5, Rankins 1.5, Brown 1, Gardner-Johnson 1, TEAM 1	PUNT RET.	Ret	Fc	Yds	Avg	Long	TD	
09/13	W	34-23	Tampa Bay			Harris	17	5	207	12.2	42	0	
09/21	L	24-34	at Las Vegas			Callaway	11	5	122	11.1	19	0	
09/27	L	30-37	at Green Bay	748		Lewis	9	7	69	7.7	17	0	
10/4	W	35-29	at Detroit		Saints: 45.0, Opponents: 29.0	Carr	1	1	1	1.0	1	0	
10/12	W	30-27 OT	L.A. Chargers	749		Kamara	1	0	0	0.0	0	0	
10/25	W	27-24	Carolina	3,000	FUM/LOST: T. Hill 10/5, Brees 6/2, Harris 3/1, Cook 1/1, Crawley 1/0, J. Hill 1/0, Kamara 1/0, McCoy 1/0, Murray 1/0, Sanders 1/0, Smith 1/0	Saints	39	18	399	10.2	42	0	
11/1	W	26-23 OT	at Chicago		Saints: 27/9	Opponents	20	29	46	2.3	12	0	
11/8	W	38-3	at Tampa Bay	15,740									
11/15	W	27-3	San Francisco	5,979									
11/22	W	24-9	Atlanta	6,000									
11/29	W	31-3	at Denver		RUSHING								
12/6	W	21-16	at Atlanta	8,713	No	Yds	Avg	LG	TD				
12/13	L	21-24	at Philadelphia		Kamara	187	932	5.0	49	16			
12/30	L	29-32	Kansas City	3,000	Murray	146	656	4.5	36	4			
12/25	W	52-33	Minnesota	3,000	T. Hill	87	457	5.3	43	8			
1/3	W	33-7	at Carolina	1,500	Montgomery	19	101	5.3	36	0			
					Harris	6	51	8.5	23	0			
					Burton	7	18	2.6	7	0			
					D. Washington	8	15	1.9	5	0			
					Lewis	2	14	7.0	16	0			
					Jones	3	13	4.3	6	0			
					Sanders	1	12	12.0	12	0			
					Smith	1	3	3.0	3	0			
					Thomas	1	1	1.0	1	0			
					Brees	18	-2	-1.1	3	2			
					Winston	8	-6	-8	3	0			
					Saints	494	2265	4.6	49	30			
					Opponents	390	1502	3.9	82	11			
					RECEIVING	No.	Yds	Avg	Long	TD			
					Kamara	83	756	9.1	52	5			
					Sanders	61	726	11.9	51	5			
					Thomas	40	438	11.0	24	0			
					Cook	37	504	13.6	46	4			
					Smith	34	448	13.2	31	7			
					Murray	23	176	7.7	25	1			
					Callaway	21	213	10.1	27	0			
					Harris	20	186	9.3	40	1			
					Trautman	15	171	11.4	41	1			
					T. Hill	8	98	12.3	21	1			
					J. Hill	8	46	5.8	16	1			
					Johnson	4	39	9.8	19	0			
					Burton	4	28	7.0	12	0			
					Humphrey	3	46	15.3	17	1			
					Carr	3	27	9.0	11	1			
					Montgomery	3	2	0.6	7	0			
					Fowler	2	11	5.5	7	0			
					Lewis	1	5	5.0	5	0			
					Saints	370	3945	10.7	52	28			
					Opponents	390	3759	11.3	74	28			
					INTERCEPTIONS	No.	Yds	Avg	Long	TD			
					M. Jenkins	3	58	19.3	48	0			
					J. Jenkins	3	53	17.7	36	1			
					M. Williams	3	37	12.3	13	0			
					Lattimore	2	13	6.5	13	0			
					Robinson	2	0	0.0	0	0			
					P. Williams	1	30	30.0	30	0			
					Gardner-Johnson	1	3	3.0	3	0			
					Onyemata	1	3	3.0	3	0			
					Haley	1	0	0.0	0	0			
					Crawley	1	-1	-1.0	-1	0			
					Saints	18	196	10.9	48	1			
					Opponents	8	96	12.0	39	0			
					PUNTING	No.	Yds	Avg	Net	TB	In	Lg	B
					Morstead	62	2674	43.1	41.7	2	23	58	0
					Saints	62	2674	43.1	41.7	2	23	58	0
					Opponents	66	3068	46.5	39.5	3	13	61	0

TEAM STATISTICS				N.O.	OPP	KICKOFF RET.							
Total First Downs	367		320	Lewis	2	14	7.0	16	0				
Rushing	147		85	Jones	3	13	4.3	6	0				
Passing	199		185	Sanders	1	12	12.0	12	0				
Penalty	21		50	Smith	1	3	3.0	3	0				
3rd Down: Made/Att	93/208		79/207	Thomas	1	1	1.0	1	0				
3rd Down Pct.	44.7		38.2	Brees	18	-2	-1.1	3	2				
4th Down: Made/Att	11/16		16/30	Winston	8	-6	-8	3	0				
4th Down Pct.	68.8		53.3	Saints	494	2265	4.6	49	30				
POSSESSION AVG.	31:43		28:17	Opponents	390	1502	3.9	82	11				
TOTAL NET YARDS	6023		4974										
Avg. Per Game	376.4		310.9	RECEIVING	No.	Yds	Avg	Long	TD				
Total Plays	1045		992	Kamara	83	756	9.1	52	5				
Avg. Per Play	5.8		5.0	Sanders	61	726	11.9	51	5				
NET YARDS RUSHING	2265		1502	Thomas	40	438	11.0	24	0				
Avg. Per Game	141.6		93.9	Cook	37	504	13.6	46	4				
Total Rushes	494		390	Smith	34	448	13.2	31	7				
NET YARDS PASSING	3758		3472	Murray	23	176	7.7	25	1				
Avg. Per Game	234.9		217.0	Callaway	21	213	10.1	27	0				
Sacked/Yards Lost	29/187		45/287	Harris	20	186	9.3	40	1				
Gross Yards	3945		4759	Trautman	15	171	11.4	41	1				
Att./Completions	522/370		557/333	T. Hill	8	98	12.3	21	1				
Completion Pct.	70.9		59.8	J. Hill	8	46	5.8	16	1				
Had Intercepted	8		16	Johnson	4	39	9.8	19	0				
PUNTS/AVERAGE	62/43.1		66/46.5	Burton	4	28	7.0	12	0				
NET PUNTING AVG.	62/41.7		66/39.5	Humphrey	3	46	15.3	17	1				
PENALTIES/YARDS	98/1005		64/517	Carr	3	27	9.0	11	1				
FUMBLE/BALL LOST	27/9		17/8	Montgomery	3	2	0.6	7	0				
TOUCHDOWNS	59		39	Fowler	2	11	5.5	7	0				
Rushing	30		11	Lewis	1	5	5.0	5	0				
Passing	28		28	Saints	370	3945	10.7	52	28				
Returns	1		0	Opponents	390	3759	11.3	74	28				

FIELD GOALS				1-19	20-29	30-39	40-49	50+
Lutz	0/0	5/6	10/10	7/9	1/3			
Saints	0/0	5/6	10/10	7/9	1/3			
Opponents	0/0	5/6	4/4	6/6	7/10			

2020 NFC SOUTH STANDINGS												
Saints Finish: 1st Place												
	W	L	T	Pct.								
New Orleans	12	4	0	750								
Tampa Bay	11	5	0	688								
Carolina	5	11	0	313								
Atlanta	4	12	0	250								

SCORE BY PERIODS	Q1	Q2	Q3	Q4	OT	PTS
Saints	82	176	94	124	6	482
OPPONENTS	70	111	68	88	0	337

SCORING	TD	Ru	Pa	Rt	PAT	FG	S	TP
Kamara	21	16	5	0	0	126	0	126
Lutz	0	0	0	0	57/58	23/28	0	126
T. Hill	9	8	1	0	0	54	0	54
Cook	7	0	7	0	0	42	0	42
Murray	5	4	1	0	0	30	0	30
Sanders	5	0	5	0	0	30	0	30
T. Smith	4	0	4	0	0	24	0	24
Brees	2	2	0	0	0	12	0	12
Carr	1	0	1	0	0	6	0	6
Harris	1	0	1	0	0	6	0	6
J. Hill	1	0	1	0	0	6	0	6
Humphrey	1	0	1	0	0	6	0	6
J. Jenkins	1	0	0	1	0	6		

POSTSEASON GAME SUMMARIES

MINNESOTA VIKINGS - 44 SAINTS - 10

NFC Wild Card Playoff (Jan. 3, 1988) - Louisiana Superdome (68,127)

The Vikings spoiled the Saints' playoff debut by racing out to a 21-point lead at halftime and never looking back in a NFC Wild Card Playoff game at the Superdome. New Orleans struck first when QB **Bobby Hebert** found WR **Eric Martin** for a ten-yard TD pass early in the first quarter, but the Vikings answered with 24 consecutive points. The Saints scored their final points on a 40-yard FG by K **Morten Andersen** late in the first half. A "Hail Mary" TD pass from QB **Wade Wilson** to WR **Hassan Jones** as the second quarter ended pushed the Vikings lead to 31-10. The Saints were held without a rushing first down in the contest while only moving the chains nine times. Minnesota controlled the ball for over 41 minutes, posting 28 first downs and rushing for 210 yards in the victory.

Minnesota Vikings		10	21	3	10	44
New Orleans Saints		7	3	0	0	10
Team	Q	Time	Play Description (Extra Point) (Drive Info)			V-H
NO	1	13:37	Martin 10 pass from Hebert (Andersen kick) (2-11, 0:44)			0-7
MIN	1	8:01	Nelson 42 FG (4-2, 2:05)			3-7
MIN	1	3:07	Carter 84 punt return (Nelson kick)			10-7
MIN	2	11:41	Jordan 5 pass from Wilson (Nelson kick) (10-65, 4:21)			17-7
MIN	2	6:10	Carter 10 pass from Rice (Nelson kick) (7-54, 3:08)			24-7
NO	2	3:06	Andersen 40 FG (8-40, 3:04)			24-10
MIN	2	0:00	Jones 44 pass from Wilson (Nelson kick) (3-35, 0:35)			31-10
MIN	3	1:15	Nelson 32 FG (11-68, 3:10)			34-10
MIN	4	7:14	Nelson 19 FG (13-54, 8:27)			37-10
MIN	4	1:46	Dozier 8 run (Nelson kick) (10-60, 4:20)			44-10

	MIN	NO
Total First Downs	28	9
Total Net Yards	417	149
Rushes-Yards	50-210	14-53
Net Yards Passing	207	96
Passing (A-C-I)	30-17-0	31-11-4
Sacked-Yards	6-42	2-8
Punts-Average	3-32	6-44.2
Fumbles-Lost	4-2	0-0
Penalties-Yards Lost	6-64	3-2
Time of Possession	41:18	18:42

RUSHING

MIN: D. Nelson 17-73; Anderson 7-49; Dozier 8-45, 1 TD; Fenney 7-20; Rice 4-10; Kramer 2-5; W. Wilson 2-5; Gannon 3-3
 NO: Hilliard 8-39; Mayes 3-11; Hebert 2-2; Jordan 1-1

PASSING

MIN: Wilson 20-11-0, 189 yards, 2 TDs; Kramer 9-5-0, 50 yards; Rice 1-1-0, 10 yards, 1 TD
 NO: Hebert 19-9-2, 84 yards, 1 TD; Wilson 12-2-2, 20 yards

RECEIVING

MIN: Carter 6-79, 1 TD; D. Nelson 2-56; Lewis 2-27; Jordan 2-17, 1 TD; Rice 2-17; Jones 1-44, 1 TD; Gustafson 1-12; Anderson 1-(1-3)
 NO: Brenner 2-33; Hill 2-15; Hilliard 2-15; Pattison 2-18; Tice 2-13; Martin 1-10, 1 TD

CHICAGO BEARS - 16 SAINTS - 6

NFC Wild Card Playoff (Jan. 6, 1991) - Soldier Field (60,767)

In a clash between two of the NFL's top defenses, the Bears jumped ahead 10-0 and held off the Saints in a NFC Wild Card Playoff game at Soldier Field. The Bears went up 3-0 on a K **Kevin Butler** 33-yard FG after an interception. Chicago surged ahead by 10 points when QB **Mike Tomczak** connected with TE **James Thornton** on an 18-yard scoring pass. K **Morten Andersen** got the Saints on the scoreboard with a 47-yard FG with 1:38 remaining in the half. An offsides call on New Orleans nullified a 61-yard return of a blocked Bears FG attempt in the third quarter. Chicago took advantage on the reprieve, driving to set up a 22-yard field goal to give the Bears a 13-3 advantage midway through the third quarter. The teams traded FGs in the final quarter, with Andersen drilling a 38-yard kick and Butler connecting from 21 yards out to produce the winning margin. Chicago RB **Neal Anderson** rushed 27 times for 102 yards and hauled in four passes for 42 yards as the Bears rolled up 365 total yards to the Saints' 193 yards of offense.

New Orleans Saints		0	3	0	3	6
Chicago Bears		3	7	3	3	16
Team	Q	Time	Play Description (Extra Point) (Drive Info)			V-H
CHI	1	10:06	Butler 19 FG (6-32, 3:22)			0-3
CHI	2	13:08	Thornton 18 pass from Tomczak (Butler kick) (6-62, 4:07)			0-10
NO	2	1:38	Andersen 47 FG (6-18, 2:09)			3-10
CHI	3	7:29	Butler 22 FG (16-60, 8:31)			3-13
NO	4	5:52	Andersen 38 FG (14-59, 4:39)			6-13
CHI	4	2:47	Butler 21 FG (9-76, 3:05)			6-16

	NO	CHI
Total First Downs	11	18
Total Net Yards	193	365
Rushes-Yards	18-65	43-189
Net Yards Passing	128	176
Passing (A-C-I)	34-11-3	26-13-0
Sacked-Yards Lost	2-25	2-12
Punts-Average	3-30	2-27.5
Fumbles-Lost	1-0	2-1
Penalties-Yards Lost	2-10	7-57
Time of Possession	22:25	37:35

RUSHING

NO: Fenerty 8-29; Fourcade 2-13; Hilliard 4-13; Heyward 4-10
 CHI: Anderson 27-102; Muster 12-71; Green 2-8; Tomczak 2-8

PASSING

NO: Walsh 16-6-1, 74 yards; Fourcade 18-5-2, 79 yards
 CHI: Tomczak 25-12-0, 166 yards, 1 TD; Anderson 1-1-0, 22 yards

RECEIVING

NO: Fenerty 4-22; Martin 2-47; Scales 1-31; Tice 1-19; Brenner 1-17; Perriman 1-11; Turner 1-6
 CHI: Anderson 4-42; Thornton 2-43, 1 TD; Gentry 2-41; Morris 2-28; Muster 2-21; Davis 1-13

POSTSEASON GAME SUMMARIES

ATLANTA FALCONS - 27 SAINTS - 20

NFC Wild Card Playoff (Dec. 28, 1991) - Louisiana Superdome (68,794)

Atlanta posted 10 unanswered points in the last 7:43 of the final quarter – including a 61-yard TD grab by WR **Michael Haynes** – to defeat the Saints, 27-20, in a Wild Card clash between division rivals. A TD pass from QB **Bobby Hebert** to WR **Floyd Turner** gave New Orleans a 7-0 advantage and K **Morten Andersen** increased the lead with a 45-yard FG. The Falcons got on the board when QB **Chris Miller** found WR **Andre Rison** for a 24-yard TD pass in the second quarter. K **Norm Johnson's** 44-yard FG with 0:37 left in the first half tied the score, but the Saints responded with a 35-yard FG by Andersen for a 13-10 advantage at halftime. Atlanta surged ahead with a TD early in the third quarter, but the Saints came back with RB **Dalton Hilliard's** one-yard TD plunge. A 36-yard FG by Johnson tied it up, and Haynes' long TD with 2:41 left provided the winning margin. Hebert was intercepted with 1:10 left at the Atlanta 35.

Atlanta Falcons		0	10	7	10	27
New Orleans Saints		7	6	0	7	20
Team	Q	Time	Play Description (Extra Point) (Drive Info)			V-H
NO	1	8:57	Turner 26 pass from Hebert (Andersen kick) (11-78, 6:03)			0-7
NO	2	11:37	Andersen 45 FG (6-24, 3:19)			0-10
ATL	2	5:28	Rison 24 pass from Miller (Johnson kick) (11-80, 6:11)			7-10
ATL	2	0:37	Johnson 44 FG (10-37, 2:13)			10-10
NO	2	0:00	Andersen 35 FG (4-41, 0:37)			10-13
ATL	3	9:59	Haynes 20 pass from Miller (Johnson kick) (9-84, 5:01)			17-13
NO	4	14:10	Hilliard 1 run (Andersen kick) (19-80, 10:49)			17-20
ATL	4	7:43	Johnson 36 FG (11-45, 6:27)			20-20
ATL	4	2:41	Haynes 61 pass from Miller (Johnson kick) (5-80, 1:53)			27-20

	ATL	NO
Total First Downs	20	23
Total Net Yards	334	330
Rushes-Yards	22-79	22-65
Net Yards Passing	255	265
Passing (A-C-I)	30-18-1	44-26-2
Sacked-Yards	5-36	1-8
Punts-Average	1-42	3-54
Fumbles-Lost	3-1	2-1
Penalties-Yards Lost	6-48	5-49
Time of Possession	26:52	33:08

RUSHING		PASSING		RECEIVING	
ATL:	Rozier 7-35; Pegram 11-26; Miller 4-18	ATL:	Miller 30-18-1, 291 yards, 3 TDs	ATL:	Haynes 6-144, 2 TDs; Pritchard 5-63; Rison 4-56, 1 TD; Thomas 1-19;
NO:	McAfee 14-49; Hebert 1-9; Hilliard 4-5, 1 TD; Jordan 3-2	NO:	Hebert 44-26-2, 273 yards, 1 TD	NO:	Pegram 1-5; Dixon 1-4; Martin 7-83; Turner 5-75, 1 TD; Early 5-41; Hilliard 5-33; Carroll 2-23; Tice 1-13; Jordan 1-5

PHILADELPHIA EAGLES - 36 SAINTS - 20

NFC Wild Card Playoff (Jan. 3, 1993) - Louisiana Superdome (68,893)

The Philadelphia Eagles rallied from a 20-7 deficit to defeat the Saints, 36-20, in an NFC Wild Card Playoff game at the Superdome. The Saints took a 7-0 lead in the first quarter when **Craig Heyward** scored on a one-yard run. The Eagles tied the game on a 57-yard TD pass but the Saints got a 17-7 halftime lead on a **Bobby Hebert** scoring pass and a 35-yard FG by K **Morten Andersen**. Andersen drilled another FG in the third quarter, but Philadelphia pulled to 20-10 on a **Roger Ruzek** 40-yard FG. The Eagles grabbed a 24-20 lead with TDs on their first two possessions of the fourth quarter and Hebert was sacked for a safety by DE **Reggie White**. Ruzek booted a 39-yard FG and CB **Eric Allen** returned an INT for another score in the final minutes.

Philadelphia Eagles		7	0	3	26	36
New Orleans Saints		7	10	3	0	20
Team	Q	Time	Play Description (Extra Point) (Drive Info)			V-H
NO	1	9:20	Heyward 1 run (Andersen kick) (8-73, 5:40)			0-7
PHI	1	3:22	Barnett 57 pass from Cunningham (Ruzek kick) (4-80, 2:15)			7-7
NO	2	8:18	Andersen 35 FG (13-71, 7:07)			7-10
NO	2	4:14	Early 7 pass from Hebert (Andersen kick) (4-53, 2:25)			7-17
NO	3	6:28	Andersen 42 FG (5-44, 3:25)			7-20
PHI	3	1:01	Ruzek 40 FG (9-39, 4:05)			10-20
PHI	4	10:37	Barnett 35 pass from Cunningham (Ruzek kick) (9-64, 4:08)			17-20
PHI	4	6:48	Sherman 6 run (Ruzek kick) (5-26, 3:27)			24-20
PHI	4	5:36	Hebert sacked by White for a safety			26-20
PHI	4	2:36	Ruzek 39 FG (7-40, 3:00)			29-20
PHI	4	2:17	Allen 18 interception return (Ruzek kick)			36-20

	PHI	NO
Total First Downs	19	20
Total Net Yards	249	360
Rushes-Yards	28-136	20-76
Net Yards Passing	213	284
Passing (A-C-I)	35-19-0	39-23-3
Sacked-Yards	1-6	1-7
Punts-Average	5-51.2	3-45.3
Fumbles-Lost	1-1	1-1
Penalties-Yards Lost	4-37	4-35
Time of Possession	31:25	28:35

RUSHING		PASSING		RECEIVING	
PHI:	Sherman 21-105, 1 TD; Cunningham 2-19; Walker 5-12	PHI:	Cunningham 35-19-0, 219 yards, 2 TDs	PHI:	Byars 6-37; Barnett 4-102, 2 TDs; Williams 4-36; Sherman 3-29; Green 1-14; Walker 1-1
NO:	Dunbar 4-28; Heyward 10-23, 1 TD; Hebert 3-18; Hilliard 3-7	NO:	Hebert 39-23-3, 291 yards, 1 TD	NO:	Early 7-93, 1 TD; Martin 5-64; Dunbar 4-49; Heyward 3-45; Brenner 2-24; Hilliard 1-10; Small 1-6

POSTSEASON GAME SUMMARIES



SAINTS - 31 ST. LOUIS RAMS - 28

NFC Wild Card Playoff (Dec. 30, 2000) - Louisiana Superdome (64,900)

The Saints earned the first playoff win in franchise history by jumping ahead to an early commanding lead by scoring 31 unanswered points and weathering a late St. Louis rally at the Superdome. After a St. Louis TD in the first quarter, the Saints scored on five of their next nine possessions. QB **Aaron Brooks** found WR **Robert Wilson** for a 12-yard TD pass and K **Doug Brien** hit a 33-yard FG for a 10-7 lead. Brooks then connected with WR **Willie Jackson** on TD passes of 10, 49 and 16 yards for a 31-7 lead with 11:57 left. The Rams mounted a comeback as QB **Kurt Warner** threw two TD passes and ran for another TD to pull St. Louis within three points. The Saints were forced to punt with 1:51 remaining, but the return was muffed by WR **Az-Zahir Hakim**. FB **Brian Milne** recovered the loose ball to seal the win. Jackson tied an NFL Playoff record with three TD catches as part of a six-catch, 142-yard day.

St. Louis Rams		7	0	0	21	28
New Orleans Saints		0	10	7	14	31
Team	Q	Time	Play Description (Extra Point) (Drive Info)			V-H
STL	1	5:58	Bruce 17 pass from Warner (Wilkins kick) (11-68, 6:55)			7-0
NO	2	14:56	Wilson 12 pass from Brooks (Brien kick) (11-70, 6:02)			7-7
NO	2	1:30	Brien 33 FG (4-5, 0:51)			7-10
NO	3	8:40	Jackson 10 pass from Brooks (Brien kick) (7-45, 3:23)			7-17
NO	4	13:22	Jackson 49 pass from Brooks (Brien kick) (5-74, 2:55)			7-24
NO	4	11:57	Jackson 16 pass from Brooks (Brien kick) (1-16, 0:05)			7-31
STL	4	9:36	Proehl 17 pass from Warner (run failed) (4-80, 2:21)			13-31
STL	4	3:52	Faulk 25 pass from Warner (Wilkins kick) (3-62, 0:48)			20-31
STL	4	2:36	Warner 5 run (Faulk pass from Warner) (5-47, 1:07)			28-31

	STL	NO
Total First Downs	17	17
Total Net Yards	384	301
Rushes-Yards	16-34	32-50
Net Yards Passing	350	251
Passing (A-C-I)	40-24-3	29-16-1
Sacked-Yards	2-7	6-12
Punts-Average	5-43.0	6-41.0
Fumbles-Lost	3-2	4-1
Penalties-Yards Lost	9-60	5-40
Time of Possession	28:29	31:31

RUSHING		PASSING		RECEIVING	
STL: Faulk 14-24; Warner 1-5, 1 TD; Watson 1-5		STL: Warner 40-24-3, 365 yards, 3 TDs		STL: Bruce 7-127, 1 TD; Faulk 7-99, 1 TD; Proehl 3-46, 1 TD; Williams 3-25; Hakim 2-42; Holt 2-26	
NO: Brooks 10-26; Allen 16-21; Morton 2-5; Moore 3-1; Jackson 1-(-3)		NO: Brooks 29-16-1, 266 yards, 4 TDs		NO: Jackson 6-142, 3 TDs; Wilson 3-41, 1 TD; Reed 3-27; Morton 2-34; A. Glover 1-16; Allen 1-6	

MINNESOTA VIKINGS - 34 SAINTS - 16

NFC Divisional Playoff (Jan. 6, 2001) - Metrodome (63,881)

The Vikings raced out to a 21-point lead on the way to a 34-16 victory in the NFC Divisional Playoff game at the Metrodome. Minnesota QB **Daunte Culpepper** found WR **Randy Moss** for a 53-yard TD pass on the Vikings' opening series. The Saints pulled to 7-3, but Vikings K **Gary Anderson** hit a 24-yard FG and Culpepper connected with WR **Cris Carter** for a 17-yard TD to give Minnesota a 17-3 lead at halftime. The Vikings opened the second half with a 68-yard TD pass from Culpepper to Moss. The Saints added a TD pass from QB **Aaron Brooks** to TE **Dave Stachelski** to pull to 24-10, but the Vikings' Anderson hit a 44-yard FG and RB **Robert Smith** scored on a two-yard run for a 34-10 margin. New Orleans scored the game's final points as Brooks found WR **Willie Jackson** for a 48-yard TD pass with 2:19 left. Saints RB **Chad Morton** caught a then-NFL postseason record-tying 13 passes for 106 yards and Jackson added nine grabs for 125 yards.

New Orleans Saints		3	0	7	6	16
Minnesota Vikings		10	7	10	7	34
Team	Q	Time	Play Description (Extra Point) (Drive Info)			V-H
MIN	1	11:57	Moss 53 pass from Culpepper (Anderson kick) (3-64, 1:20)			0-7
NO	1	7:46	Brien 33 FG (10-65, 4:11)			3-7
MIN	1	1:36	Anderson 24 FG (12-67, 6:10)			3-10
MIN	2	1:29	Carter 17 pass from Culpepper (Anderson kick) (7-73, 3:40)			3-17
MIN	3	13:33	Moss 68 pass from Culpepper (Anderson kick) (3-77, 1:27)			3-24
NO	3	9:33	Stachelski 2 pass from Brooks (Brien kick) (8-83, 4:00)			10-24
MIN	3	4:31	Anderson 44 FG (10-50, 5:02)			10-27
MIN	4	10:46	Smith 2 run (Anderson kick) (8-29, 4:32)			10-34
NO	4	2:19	Jackson 48 pass from Brooks (pass failed) (3-66, 0:58)			16-34

	NO	MIN
Total First Downs	19	18
Total Net Yards	355	429
Rushes-Yards	17-69	32-127
Net Yards Passing	286	302
Passing (A-C-I)	48-30-2	31-17-0
Sacked-Yards	2-9	0-0
Punts-Average	5-39.0	5-45.0
Fumbles-Lost	0-0	1-0
Penalties-Yards Lost	7-40	5-60
Time of Possession	27:49	32:11

RUSHING		PASSING		RECEIVING	
NO: Brooks 5-29; Morton 5-25; Williams 6-14; Allen 1-1		NO: Brooks 48-30-2, 295 yards, 2 TDs		NO: Morton 13-106; Jackson 9-125, 1 TD; Reed 2-29; Poole 2-12; Wilson 1-14; A. Glover 1-5; Stachelski 1-2, 1 TD	
MIN: Smith 25-74, 1 TD; Culpepper 4-51; Morrow 3-2		MIN: Culpepper 31-17-0, 302 yards, 3 TDs		MIN: Carter 8-120, 1 TD; Moss 2-121, 2 TDs; Smith 2-25; Kleinsasser 2-18; Walters 1-7; Jordan 1-6; McWilliams 1-5	

HISTORY



POSTSEASON GAME SUMMARIES

SAINTS - 27 PHILADELPHIA EAGLES - 24

NFC Divisional Playoff (Jan. 13, 2007) - Louisiana Superdome (70,001)

RB **Deuce McAllister** set a team playoff record with 143 rushing yards, leading the Saints to a come-from-behind victory over Philadelphia in the NFC Divisional Playoffs. McAllister, making his first NFL postseason appearance, rushed for one touchdown and caught another. New Orleans took the early lead after a pair of field goals, but Philadelphia struck on a 75-yard touchdown pass in the second quarter. The Saints responded with a lengthy drive capped by a four-yard TD burst by RB **Reggie Bush**, but the Eagles took a lead into halftime after an 80-yard touchdown drive. Philadelphia RB **Brian Westbrook** shook loose for a 65-yard touchdown run to open the second half, giving the Eagles a 21-13 advantage. But McAllister put the Saints ahead by capping the next two drives with a five-yard scoring run and an 11-yard touchdown reception. Philadelphia added a field goal in the final quarter, but the Saints forced a punt on the Eagles' final possession, and the offense picked up a key first down to run out the clock and preserve the victory.

Philadelphia Eagles		0	14	7	3	24
New Orleans Saints		3	10	14	0	27
Team	Q	Time	Play Description (Extra Point) (Drive Info)			V-H
NO	1	9:24	Carney 33 FG (5-35, 2:05)			0-3
NO	2	14:46	Carney 23 FG (6-59, 1:33)			0-6
PHI	2	13:38	Stallworth 75 pass from Garcia (Akers kick) (3-76, 1:08)			7-6
NO	2	5:19	Bush 4 run (Carney kick) (14-78, 8:19)			7-13
PHI	2	0:50	Westbrook 1 run (Akers kick) (11-80, 4:29)			14-13
PHI	3	13:25	Westbrook 62 run (Akers kick) (3-80, 1:35)			21-13
NO	3	9:36	McAllister 5 run (Carney kick) (7-63, 3:49)			21-20
NO	3	1:05	McAllister 11 pass from Brees (Carney kick) (9-84, 6:21)			21-27
PHI	4	11:08	Akers 24 FG (9-64, 4:57)			24-27

	PHI	NO
Total First Downs	14	27
Total Net Yards	365	435
Rushes-Yards	20-123	37-208
Net Yards Passing	232	227
Passing (A-C-I)	30-15-0	32-20-0
Sacked-Yards	1-8	3-16
Punts-Average	6-38.5	3-40.3
Fumbles-Lost	1-0	2-1
Penalties-Yards Lost	6-39	3-35
Time of Possession	24:36	35:24

RUSHING

PHI: Westbrook 13-116, 2 TDs; Garcia 4-9; Buckhalter 3(-2)
 NO: McAllister 21-143, 1 TD; Bush 12-52, 1 TD; Weatherford 1-15; Brees 3(-2)

PASSING

PHI: Garcia 30-15-0, 240 yards, 1 TD
 NO: Brees 32-20-0, 243 yards, 1 TD

RECEIVING

PHI: Stallworth 3-100, 1 TD; Brown 3-76; Westbrook 3-5; Smith 2-23; Baskett 1-25; Buckhalter 1-8; Schobel 1-5; Tapeh 1(-2)
 NO: Colston 5-55; Miller 4-64; McAllister 4-20, 1 TD; Bush 3-22; Henderson 1-35; Campbell 1-23; Owens 1-21; Copper 1-3

CHICAGO BEARS - 39 SAINTS - 14

NFC Conference Championship (Jan. 21, 2007) - Soldier Field (61,817)

In the club's first appearance in the NFC Championship Game, after trailing 16-0 the Saints sliced the Bears' lead to two points and were behind by only four early in the fourth quarter, but four turnovers proved too difficult to overcome. A fumble led to Chicago's first field goal late in the first quarter, and another fumble on the ensuing kickoff added another three-pointer for the Bears a few minutes later. Chicago would drive for a field goal in the second quarter to go ahead 9-0 and march for a TD on its next drive to take a 16-0 lead. The Saints would get on the scoreboard when WR **Marques Colston** hauled in a 13-yard touchdown with 51 seconds remaining in the first half. Chicago's lead shrunk to 16-14 when RB **Reggie Bush** scored on an 88-yard TD early in the second half. But QB **Drew Brees** was flagged for intentional grounding in the end zone for a safety later in the third quarter, and the Bears wore down the Saints in the fourth quarter following a pair of New Orleans turnovers and after the Saints failed to convert on two fourth-down attempts.

New Orleans Saints		0	7	7	0	14
Chicago Bears		3	13	2	21	39
Team	Q	Time	Play Description (Extra Point) (Drive Info)			V-H
CHI	1	0:41	Gould 19 FG (11-35, 4:44)			0-3
CHI	2	13:40	Gould 43 FG (4-5, 1:53)			0-6
CHI	2	8:52	Gould 24 FG (8-43, 3:25)			0-9
CHI	2	1:56	Jones 2 run (Gould kick) (8-69, 3:55)			0-16
NO	2	0:46	Colston 13 pass from Brees (Carney kick) (8-73, 1:10)			7-16
NO	3	12:20	Bush 88 pass from Brees (Carney kick) (2-93, 0:53)			14-16
CHI	3	5:27	Penalty on Brees enforced in end zone for a Safety			14-18
CHI	4	14:23	Berrian 33 pass from Grossman (Gould kick) (5-85, 2:24)			14-25
CHI	4	11:37	Benson 12 run (Gould kick) (4-26, 2:04)			14-32
CHI	4	4:19	Jones 15 run (Gould kick) (5-30, 3:02)			14-39

	NO	CHI
Total First Downs	15	18
Total Net Yards	375	340
Rushes-Yards	12-56	46-196
Net Yards Passing	319	144
Passing (A-C-I)	49-27-1	26-11-0
Sacked-Yards	3-35	0-0
Punts-Average	5-38.8	7-47.4
Fumbles-Lost	4-3	1-0
Penalties-Yards Lost	7-47	1-5
Time of Possession	24:45	35:15

RUSHING

NO: Bush 4-19; McAllister 6-18; Karney 1-11; Brees 1-8
 CHI: Jones 19-123, 2 TDs; Benson 24-60, 1 TD; Davis 1-16, Grossman 2(-3)

PASSING

NO: Brees 49-27-1, 354 yards, 2 TDs
 CHI: Grossman 26-11-0, 144 yards, 1 TD

RECEIVING

NO: Bush 7-132, 1 TD; Colston 5-63, 1 TD; Miller 4-31; Copper 3-29; McAllister 3-27; Henderson 2-57; Campbell 2-6; Karney 1-9
 CHI: Berrian 5-85, 1 TD; McKie 3-6; Clark 1-30; Muhammad 1-20; Gilmore 1-3

POSTSEASON GAME SUMMARIES

SAINTS - 45 ARIZONA CARDINALS - 14

NFC Divisional Playoff (Jan. 16, 2010) - Louisiana Superdome (70,149)

The Saints punched a ticket to their second NFC Championship appearance in four years by throttling the Cardinals. New Orleans survived a 70-yard rushing score by Arizona on the first play of the game to score three straight first quarter touchdowns, including runs by RBs **Lynell Hamilton** and **Reggie Bush** and a 17-yard TD pass from QB **Drew Brees** to TE **Jeremy Shockey**. After Arizona RB **Beanie Wells** closed the score to 21-14 with a second quarter four-yard TD run, the Saints ran up 24 more unanswered points, punctuated by an 83-yard punt return for a score by Bush. After giving up the initial touchdown run, the Saints defense only allowed 31 more yards on the ground and forced two turnovers. The Saints controlled the ball for over 36 minutes and rolled up 27 first downs and 418 yards in the win.

Arizona Cardinals		7	7	0	0	14
New Orleans Saints		21	14	10	0	45
Team	Q	Time	Play Description (Extra Point) (Drive Info)			V-H
ARZ	1	14:41	Hightower 70 run (Rackers kick) (1-70, 0:19)			7-0
NO	1	9:17	Hamilton 1 run (Hartley kick) (10-72, 5:24)			7-7
NO	1	7:02	Shockey 17 pass from Brees (Hartley kick) (4-37, 1:58)			7-14
NO	1	2:31	Bush 46 run (Hartley kick) (5-77, 2:54)			7-21
ARZ	2	9:40	Wells 4 run (Rackers kick) (9-80, 5:07)			14-21
NO	2	6:48	Henderson 44 pass from Brees (Hartley kick) (6-83, 2:52)			14-28
NO	2	1:10	Colston 2 pass from Brees (Hartley kick) (8-27, 4:38)			14-35
NO	3	8:26	Hartley 43 FG (6-39, 2:10)			14-38
NO	3	6:42	Bush 83 punt return (Hartley kick)			14-45

	ARZ	NO
Total First Downs	15	27
Total Net Yards	359	418
Rushes-Yards	15-101	34-171
Net Yards Passing	258	247
Passing (A-C-I)	36-24-1	32-23-0
Sacked-Yards	1-8	0-0
Punts-Average	6-43.5	4-42.8
Fumbles-Lost	3-1	0-0
Penalties-Yards Lost	3-22	6-44
Time of Possession	23:33	36:27

RUSHING

ARZ: Hightower 6-87, 1 TD; Wells 5-7, 1 TD; Stephens-Howling 2-4; Wright 1-3; Warner 1-0
 NO: Bush 5-84, 1 TD; P.Thomas 13-52; Hamilton 5-23, 1 TD; Bell 6-11; Meachem 1-4; D.Thomas 1-0; Brees 3(-3)

PASSING

ARZ: Warner 26-17-1, 205 yards; Leinart 10-7-0, 61 yards
 NO: Brees 32-23-0, 247 yards, 3 TDs

RECEIVING

ARZ: Doucet 8-68; Fitzgerald 6-77; Breaston 4-52; Hightower 3-27; Urban 2-34; Becht 1-8
 NO: Colston 6-83, 1 TD; Henderson 4-80, 1 TD; Bush 4-24; P.Thomas 4-18; Shockey 3-36, 1 TD; Moore 2-6

SAINTS - 31 MINNESOTA VIKINGS - 28 [OT]

NFC Conference Championship (Jan. 24, 2010) - Louisiana Superdome (71,276)

K **Garrett Hartley** hit a 40-yard field goal straight through the uprights in overtime to give the Saints a 31-28 victory and the club's first trip to the Super Bowl. The Vikings took an early 7-0 lead on a 19-yard TD run by RB **Adrian Peterson**. The Saints tied the score when QB **Drew Brees** threw a screen to RB **Pierre Thomas**, which he took 38 yards for a TD. The Vikings took the lead back at the end of the first quarter on a five-yard scoring pass from QB **Brett Favre** to WR **Sidney Rice**. New Orleans took their first lead in the third quarter following a nine-yard TD pass from Brees to WR **Devery Henderson** and a nine-yard scoring run by Thomas. Peterson ran for two more touchdowns and CB **Tracy Porter** picked off Favre at the end of the fourth quarter to force overtime. The Saints opened up overtime with possession and scored on the drive.

Minnesota Vikings		14	0	7	7	0	28
New Orleans Saints		7	7	7	7	3	31
Team	Q	Time	Play Description (Extra Point) (Drive Info)			V-H	
MIN	1	9:35	Peterson 19 run (Longwell kick) (10-80, 5:25)			7-0	
NO	1	6:30	P. Thomas 38 pass from Brees (Hartley kick) (7-76, 3:05)			7-7	
MIN	1	2:11	Rice 5 pass from Favre (Longwell kick) (10-73, 4:19)			14-7	
NO	2	10:30	Henderson 9 pass from Brees (Hartley kick) (7-64, 2:51)			14-14	
NO	3	12:56	P. Thomas 9 run (Hartley kick) (4-37, 2:04)			14-21	
MIN	3	7:35	Peterson 1 run (Longwell kick) (9-80, 5:21)			21-21	
NO	4	12:39	Bush 5 pass from Brees (Hartley kick) (3-7, 1:31)			21-28	
MIN	4	4:58	Peterson 2 run (Longwell kick) (7-57, 2:59)			28-28	
NO	OT	10:15	Hartley 40 FG (10-39, 4:45)			28-31	

	MIN	NO
Total First Downs	31	15
Total Net Yards	475	257
Rushes-Yards	36-165	23-68
Net Yards Passing	310	189
Passing (A-C-I)	46-28-2	31-17-0
Sacked-Yards	0-0	1-8
Punts-Average	4-39.0	7-51.3
Fumbles-Lost	6-3	1-1
Penalties-Yards Lost	5-32	9-88
Time of Possession	36:49	27:56

RUSHING

MIN: Peterson 25-122, 3 TDs; Taylor 6-28; Harvin 4-15; Favre 1-0
 NO: P. Thomas 14-61, 1 TD; Bush 7-8; Brees 1-0; Hamilton 1(-1)

PASSING

MIN: Favre 46-28-2, 310 yards, 1 TD
 NO: Brees 31-17-0, 197 yards, 3 TDs

RECEIVING

MIN: Berrian 9-102; Harvin 5-38; Shiancoe 4-83; Rice 4-43, 1 TD; Taylor 3-18; Peterson 2-14; Kleinsasser 1-12
 NO: Henderson 4-39, 1 TD; D. Thomas 3-32; P. Thomas 2-38, 1 TD; Bush 2-33, 1 TD; Colston 2-22; Meachem 2-19; Shockey 1-9; Moore 1-5

HISTORY

POSTSEASON GAME SUMMARIES

SAINTS - 31 INDIANAPOLIS COLTS - 17

Super Bowl XLIV (Feb. 7, 2010) - Sun Life Stadium (74,059)

Leading 24-17 and trying to stop the Colts offense, CB **Tracy Porter** intercepted a QB **Peyton Manning** pass and raced 74 yards for a touchdown that gave the Saints their first Super Bowl title. The Saints staved off two consecutive Colts drives that gave them an early 10-0 lead and responded with two long field goals by K **Garrett Hartley**. The Saints started the second half with a surprise onside kick, which was recovered by S **Chris Reis** and would lead to a 16-yard pass play on a screen from QB **Drew Brees** to RB **Pierre Thomas** to take a 13-10 lead. The Colts took the lead back midway through the third quarter on a four-yard run by RB **Joseph Addai**. New Orleans struck back with their first of 18 unanswered points when Hartley kicked his third field goal, a 47-yarder to put the Saints within one point near the end of the third quarter. The Saints took the lead for good late in the fourth quarter when Brees found TE **Jeremy Shockey** for a two-yard TD, followed by a two-point conversion on a pass play to WR **Lance Moore**.

New Orleans Saints		0	6	10	15	31
Indianapolis Colts		10	0	7	0	17
Team	Q	Time	Play Description (Extra Point) (Drive Info)			V-H
IND	1	7:29	Stover 38 FG (11-53, 5:53)			0-3
IND	1	0:36	Garcon 19 pass from Manning (Stover kick) (11-96, 4:36)			0-10
NO	2	9:34	Hartley 46 FG (11-60, 6:02)			3-10
NO	2	0:00	Hartley 44 FG (5-26, 0:35)			6-10
NO	3	11:41	P. Thomas 16 pass from Brees (Hartley kick) (6-58, 3:19)			13-10
IND	3	6:15	Addai 4 run (Stover kick) (10-76, 5:26)			13-17
NO	3	2:01	Hartley 47 FG (8-37, 4:14)			16-17
NO	4	5:42	Shockey 2 pass from Brees (Brees-Moore pass) (9-59, 4:57)			24-17
NO	4	3:12	Porter 74 interception return (Hartley kick)			31-17

	NO	IND
Total First Downs	20	23
Total Net Yards	332	432
Rushes-Yards	18-51	19-99
Net Yards Passing	281	333
Passing (A-C-I)	39-32-0	45-31-1
Sacked-Yards	1-7	0-0
Punts-Average	2-44.0	2-45.0
Fumbles-Lost	0-0	0-0
Penalties-Yards Lost	3-19	5-45
Time of Possession	30:11	29:49

RUSHING

NO: P. Thomas 9-30; Bush 5-25; Bell 2-4; Brees 1-(-1); Henderson 1-(-7)
IND: Addai 13-77, 1 TD; Brown 4-18; Hart 2-4

PASSING

NO: Brees 39-32-0, 288 yards, 2 TDs
IND: Manning 45-31-1, 333 yards, 1 TD

RECEIVING

NO: Colston 7-83; Henderson 7-63; P. Thomas 6-55, 1 TD; Bush 4-38; Shockey 3-13, 1 TD; Moore 2-21; Meachem 2-6; D. Thomas 1-9
IND: Clark 7-86; Addai 7-58; Collie 6-66; Garcon 5-66, 1 TD; Wayne 5-46; Brown 1-11

SEATTLE SEAHAWKS - 41 SAINTS - 36

NFC Wild Card Playoff (Jan. 8, 2011) - Qwest Field (66,336)

Seattle rebounded from 10-0 and 17-7 first half deficits to eventually stake out a 24-20 halftime lead and defeat the Saints 41-36 to end their season. The Saints got off to a quick 10-0 start on a 26-yard field goal by K **Garrett Hartley** and a one-yard touchdown pass from QB **Drew Brees** to FB **Heath Evans**. The Seahawks would outscore the Saints 24-10 in the rest of the first half, powered by three TD passes by QB **Matt Hasselbeck**. The Saints got within four points with 9:13 left on a 21-yard field goal by Hartley, but a 67-yard touchdown run by RB **Marshawn Lynch** gave Seattle an 11-point lead with 3:22 left.

New Orleans Saints		10	10	0	16	36
Seattle Seahawks		7	17	10	7	41
Team	Q	Time	Play Description (Extra Point) (Drive Info)			V-H
NO	1	11:43	Hartley 26 FG (8-52, 3:17)			3-0
NO	1	6:21	Evans 1 pass from Brees (Hartley kick) (8-35, 4:11)			10-0
SEA	1	3:38	Carlson 11 pass from Hasselbeck (Mare kick) (6-57, 2:43)			10-7
NO	2	13:38	Jones 5 run (Hartley kick) (10-83, 5:00)			17-7
SEA	2	11:00	Carlson 7 pass from Hasselbeck (Mare kick) (5-70, 2:38)			17-14
SEA	2	7:03	Mare 29 FG (4-8, 1:47)			17-17
SEA	2	1:15	Stokley 45 pass from Hasselbeck (Mare kick) (9-76, 3:48)			17-24
NO	2	0:00	Hartley 22 FG (11-77, 1:15)			20-24
SEA	3	11:48	Williams 38 pass from Hasselbeck (Mare kick) (7-79, 3:12)			20-31
SEA	3	5:27	Mare 39 FG (9-33, 4:12)			20-34
NO	4	13:11	Jones 4 run (Hartley kick) (12-87, 4:42)			27-34
NO	4	9:13	Hartley 21 FG (8-53, 3:27)			30-34
SEA	4	3:22	Lynch 67 run (Mare kick) (2-67, 0:58)			30-41
NO	4	1:30	Henderson 6 pass from Brees (run failed) (9-70, 1:52)			36-41

	NO	SEA
Total First Downs	32	19
Total Net Yards	474	415
Rushes-Yards	22-77	24-150
Net Yards Passing	397	265
Passing (A-C-I)	60-39-0	35-22-1
Sacked-Yards	1-7	2-7
Punts-Average	4-47.8	4-38.8
Fumbles-Lost	2-1	0-0
Penalties-Yards Lost	7-39	6-39
Time of Possession	32:01	27:59

RUSHING

NO: Jones 15-59, 2 TDs; Bush 5-12; Brees 2-6
SEA: Lynch 19-131, 1 TD; Forsett 4-20; Hasselbeck 1-(-1)

PASSING

NO: Brees 60-39-0, 404 yards, 2 TDs
SEA: Hasselbeck 35-22-1, 272 yards, 4 TDs

RECEIVING

NO: Henderson 7-77, 1 TD; Jones 6-61; Bush 5-37; Colston 4-66; Moore 4-49; Thomas 4-38; Evans 4-23, 1 TD; Meachem 3-29; Shockey 2-24
SEA: Williams 5-68, 1 TD; Obamanu 5-43; Stokley 4-73, 1 TD; Carlson 3-17, 2 TDs; Forsett 2-12; Morrah 1-39; Martin 1-15; Tate 1-5

POSTSEASON GAME SUMMARIES



SAINTS - 45 DETROIT LIONS - 28

NFC Wild Card Playoff (Jan. 7, 2012) - Mercedes-Benz Superdome (73,038)

The Saints rebounded from a 14-10 halftime deficit and set an NFL postseason single-game record with 626 total net yards to defeat Detroit 45-28 in the NFC Wild Card playoff and advance to the divisional round. After the Lions struck first on a 10-yard TD pass from QB **Matthew Stafford** to TE **Will Heller**, the Saints evened the score on a two-yard TD run by RB **Darren Sproles**. Stafford found WR **Calvin Johnson** for a 13-yard TD midway through the second quarter, but the Saints would score 17 unanswered points through the third quarter to take the lead for good. Overall, the Saints would outscore the Lions 35-14 in the second half, powered by three TD passes by QB **Drew Brees**, Sproles' second rushing score and a one-yard rush for a TD by RB **Pierre Thomas**. Two fourth quarter interceptions by CB **Jabari Greer** stifled Stafford, Johnson and the potent Detroit offense, ending their season.

Detroit Lions		7	7	7	7	28
New Orleans Saints		0	10	14	21	45
Team	Q	Time	Play Description (Extra Point) (Drive Info)			V-H
DET	1	10:58	Heller 10 pass from Stafford (Hanson kick) (8-80, 4:02)			7-0
NO	2	14:01	Sproles 2 run (Kasay kick) (11-89, 5:19)			7-7
DET	2	9:11	Johnson 13 pass from Stafford (Hanson kick) (9-87, 4:50)			14-7
NO	2	0:00	Kasay 24 FG (14-78, 5:03)			14-10
NO	3	13:09	Henderson 41 pass from Brees (Kasay kick) (4-78, 1:51)			14-17
NO	3	4:03	Graham 3 pass from Brees (Kasay kick) (13-92, 6:27)			14-24
DET	3	1:08	Stafford 1 run (Hanson kick) (8-80, 2:55)			21-24
NO	4	9:53	Sproles 17 run (Kasay kick) (14-80, 6:15)			21-31
NO	4	7:29	Meachem 56 pass from Brees (Kasay kick) (4-61, 2:14)			21-38
DET	4	4:40	Johnson 12 pass from Stafford (Hanson kick) (9-79, 2:49)			28-38
NO	4	3:36	Thomas 1 run (4-44, 1:04)			28-45

	DET	NO
Total First Downs	22	34
Total Net Yards	412	626
Rushes-Yards	10-32	36-167
Net Yards Passing	380	459
Passing (A-C-I)	43-28-2	43-33-0
Sacked-Yards	0-0	2-7
Punts-Average	3-42.3	0-0-0
Fumbles-Lost	0-0	2-2
Penalties-Yards Lost	7-64	3-18
Time of Possession	22:24	37:36

RUSHING

DET: Smith 6-21; Young 1-8; Burleson 1-2; Stafford 2-1, 1 TD
 NO: Thomas 8-66, 1 TD; Sproles 10-51, 2 TDs; Ivory 13-47; Henderson 1-4; Brees 4-(-1)

PASSING

DET: Stafford 43-28-2, 380 yards, 3 TDs
 NO: Brees 43-33-0, 466 yards, 3 TDs

RECEIVING

DET: Johnson 12-211, 2 TDs; Burleson 4-5; Pettigrew 4-49; Young 4-33; Smith 2-10; Heller 1-10, 1 TD; Scheffler 1-7;
 NO: Colston 7-120; Graham 7-55, 1 TD; P. Thomas 6-55; Meachem 4-111, 1 TD; Sproles 4-34; Henderson 2-64, 1 TD; Collins 2-20; Arrington 1-7

SAN FRANCISCO 49ERS - 36 SAINTS - 32

NFC Divisional Playoff (Jan. 14, 2012) - Candlestick Park (69,732)

After trailing by as many as 17 points, New Orleans rebounded to take a 32-29 fourth quarter lead, but a 14-yard TD pass from QB **Alex Smith** to TE **Vernon Davis** with nine seconds left ended the Saints' season at the hands of San Francisco. The 49ers got off to a 17-0 start but a pair of QB **Drew Brees** TD passes dropped the halftime deficit to 17-14. A 49ers field goal was the only scoring of the third quarter and following a 37-yard field goal by San Francisco **K David Akers** midway through the final period, the two clubs would score two touchdowns apiece. RB **Darren Sproles** set a postseason single-game NFL receiving record with 15 grabs for 118 yards with a fourth quarter 44-yard touchdown.

New Orleans Saints		0	14	0	18	32
San Francisco 49ers		14	3	3	16	36
Team	Q	Time	Play Description (Extra Point) (Drive Info)			V-H
SF	1	2:08	V. Davis 49 pass from Alex Smith (Akers kick) (2-54, 0:46)			0-7
SF	1	0:41	Crabtree 4 pass from Alex Smith (Akers kick) (3-4, 0:15)			0-14
SF	2	14:12	Akers 25 FG (4-6, 1:23)			0-17
NO	2	9:32	Graham 14 pass from Brees (Kasay kick) (9-80, 4:40)			7-17
NO	2	4:09	Colston 25 pass from Brees (Kasay kick) (7-66, 3:04)			14-17
SF	3	10:36	Akers 41 FG (4-3, 0:59)			14-20
NO	4	13:08	Kasay 48 FG (9-37, 3:26)			17-20
SF	4	7:36	Akers 37 FG (5-45, 3:02)			17-23
NO	4	4:02	Sproles 44 pass from Brees (Kasay kick) (9-79, 3:34)			24-23
SF	4	2:11	Alex Smith 28 run (run failed) (6-80, 1:51)			24-29
NO	4	1:37	Graham 66 pass from Brees (Brees-Sproles pass) (4-88, 0:34)			32-29
SF	4	0:09	V. Davis 14 pass from Alex Smith (Akers kick) (7-85, 1:28)			32-36

	NO	SF
Total First Downs	26	17
Total Net Yards	472	407
Rushes-Yards	14-37	22-143
Net Yards Passing	435	264
Passing (A-C-I)	63-40-2	42-24-0
Sacked-Yards	3-27	4-35
Punts-Average	5-45.4	8-49.5
Fumbles-Lost	3-3	3-1
Penalties-Yards Lost	0-0	3-33
Time of Possession	31:20	28:40

RUSHING

NO: Ivory 9-23; Thomas 1-6; Brees 1-5; Sproles 3-3
 SF: Gore 13-89; Alex Smith 1-28, 1 TD; Hunter 6-23; Ginn, 1-3; Dixon 1-0

PASSING

NO: Brees 63-40-2, 462 yards, 4 TDs
 SF: Alex Smith 42-24-0, 299 yards, 3 TDs

RECEIVING

NO: Sproles 15-118, 1 TD; Colston 9-136, 1 TD; Graham 5-103, 1 TD; Henderson 4-49; Meachem 3-19; Arrington 1-14; Higgins 1-10; Collins 1-8, Thomas 1-4
 SF: V. Davis 7-180, 2 TDs; Gore 7-38; Crabtree 4-25, 1 TD; K. Williams 2-12; Miller 1-16; Hunter 1-13; Ginn 1-11; Peelle 1-4

HISTORY



POSTSEASON GAME SUMMARIES

SAINTS - 26 PHILADELPHIA EAGLES - 24

NFC Wild Card Playoff (Jan. 4, 2014) - Lincoln Financial Field (69,144)

The Saints walked away with the franchise's first postseason road victory following a 32-yard field goal by K **Shayne Graham** as time expired at Lincoln Financial Field. The Saints took a 3-0 lead in the second quarter when Graham drilled a 36-yard kick. The Eagles took the lead on a 10-yard TD pass but the Saints got within one at the end of the half with a 46-yard Graham kick. In the third quarter, the Saints took a 20-7 lead on a QB **Drew Brees** 24-yard scoring pass to WR **Lance Moore** and a four-yard TD run by RB **Mark Ingram II**. Philadelphia pulled to 20-17 on a one-yard TD run by RB **LeSean McCoy** and a K **Alex Henery** 31-yard FG. The Eagles grabbed a 24-23 lead with a three-yard TD pass from QB **Nick Foles** to TE **Zach Ertz**. Brees led the Saints on a 10-play, 34-yard drive for the game-winning field goal.

New Orleans Saints		0	6	14	6	26
Philadelphia Eagles		0	7	7	10	24
Team	Q	Time	Play Description (Extra Point) (Drive Info)			V-H
NO	2	8:37	S. Graham 36 FG (11-43, 5:45)			3-0
PHI	2	1:48	Cooper 10 pass from Foles (Henery kick) (6-44, 2:24)			3-7
NO	2	0:00	S. Graham 46 FG (8-47, 1:48)			6-7
NO	3	10:08	Moore 24 pass from Brees (S. Graham kick) (6-53, 3:34)			13-7
NO	3	3:54	Ingram 4 run (S. Graham kick) (8-66, 4:52)			20-7
PHI	3	0:32	McCoy 1 run (Henery kick) (7-65, 3:22)			20-14
PHI	4	11:14	Henery 31 FG (7-28, 2:59)			20-17
NO	4	8:04	S. Graham 35 FG (7-58, 3:10)			23-17
PHI	4	4:54	Ertz 3 pass from Foles (Henery kick) (8-77, 3:10)			23-24
NO	4	0:00	S. Graham 32 FG (10-34, 4:54)			26-24

	NO	PHI
Total First Downs	26	17
Total Net Yards	434	256
Rushes-Yards	36-185	22-80
Net Yards Passing	249	176
Passing (A-C-I)	30-20-2	33-23-0
Sacked-Yards	2-1	2-19
Punts-Average	3-35.0	5-48.8
Fumbles-Lost	0-0	0-0
Penalties-Yards Lost	7-85	4-38
Time of Possession	34:53	25:07

RUSHING

NO: Ingram 18-97, 1 TD; Robinson 8-45; Sproles 4-29; Brees 1-13; Stills 1-1
PHI: McCoy 21-77, 1 TD

PASSING

NO: Brees 30-20-2, 250 yards, 1 TD
PHI: Foles 33-23-0, 195 yards, 2 TDs

RECEIVING

NO: Sproles 4-31; J. Graham 3-44; Stills 3-35; Ingram 3-17; Moore 2-31, 1 TD; Colston 2-16; Meachem 1-40; Watson 1-27; Hill 1-9
PHI: Cooper 6-68, 1 TD; Avant 5-21; McCoy 4-15; Jackson 3-53; Ertz 3-22, 1 TD; Celek 2-16

SEATTLE SEAHAWKS - 23 SAINTS - 15

NFC Divisional Playoff (Jan. 11, 2014) - CenturyLink Field (63,388)

Held scoreless until a fourth quarter rally, New Orleans was unable to overcome a 16-0 halftime deficit to the Seahawks, who put an end to their playoff run. After New Orleans was forced into a three-and-out on the game's opening drive, Seattle took advantage of a 16-yard punt by P **Thomas Morstead** in windy conditions to set up a 38-yard field goal by K **Steve Hauschka**. Hauschka drilled another FG in the first quarter and Seattle increased their lead to 16-0 in the second quarter on a 15-yard TD run by RB **Marshawn Lynch** and a 26-yard FG. Following a scoreless third quarter, The Saints trimmed the deficit to 16-8 at the start of the fourth quarter on a one-yard TD run by RB **Khiry Robinson** followed by a two-point conversion by RB **Mark Ingram**. Late in the fourth quarter, a missed field goal attempt by New Orleans gave Seattle favorable field position and Lynch ran in a 31-yard TD. QB **Drew Brees** connected on a nine-yard TD with WR **Marques Colston** with 26 seconds left, but time ran out on the rally after the Saints recovered the onside kick.

New Orleans Saints		0	0	0	15	15
Seattle Seahawks		6	10	0	7	23
Team	Q	Time	Play Description (Extra Point) (Drive Info)			V-H
SEA	1	10:19	Hauschka 38 FG (6-20, 3:20)			0-3
SEA	1	0:37	Hauschka 49 FG (9-34, 4:26)			0-6
SEA	2	14:17	Lynch 15 run (Hauschka kick) (2-24, 0:34)			0-13
SEA	2	1:18	Hauschka 26 FG (12-63, 4:44)			0-16
NO	4	13:11	Robinson 1 run (Ingram run) (9-74, 4:27)			8-16
SEA	4	2:40	Lynch 31 run (Hauschka kick) (4-62, 1:11)			8-23
NO	4	0:26	Colston 9 pass from Brees (S. Graham kick) (9-80, 2:14)			15-23

	NO	SEA
Total First Downs	25	13
Total Net Yards	404	277
Rushes-Yards	26-108	35-174
Net Yards Passing	296	103
Passing (A-C-I)	43-24-0	18-9-0
Sacked-Yards	1-8	3-0
Punts-Average	4-38.8	6-36.7
Fumbles-Lost	2-1	0-0
Penalties-Yards Lost	8-69	6-52
Time of Possession	30:30	29:30

RUSHING

NO: Robinson 13-57, 1 TD; Ingram 10-49; Sproles 3-2
SEA: Lynch 28-140, 2 TDs; Wilson 3-16; Turbin 3-9; Harvin 1-9

PASSING

NO: Brees 43-24-0, 304 yards, 1 TD
SEA: Wilson 18-9-0, 103 yards

RECEIVING

NO: Colston 11-139, 1 TD; Sproles 5-32; Meachem 2-69; Moore 2-20; Hill 1-23; Robinson 1-13; J. Graham 1-8; Watson 1-0
SEA: Harvin 3-21; Baldwin 2-30; Kearse 1-25; Tate 1-13; Miller 1-11; Lynch 1-3

POSTSEASON GAME SUMMARIES

SAINTS - 31 CAROLINA PANTHERS - 26

NFC Wild Card Playoff (Jan. 7, 2018) - Mercedes-Benz Superdome (73,186)

In the team's first playoff game in New Orleans since the 2011 season, the Saints jumped out to a 21-6 second quarter lead before holding on for the 31-26 Wild Card victory. After both teams failed to score on their first two possessions, QB **Drew Brees** completed an 80-yard pass to WR **Ted Ginn Jr.** In between two Panthers field goals, the Saints extended the lead to 21-6 on a nine-yard TD pass to TE **Josh Hill** and a one-yard TD run by FB **Zach Line**, but the Panthers got within 12 at the end of the half with a 58-yard K **Graham Gano** field goal. In the third quarter, the clubs traded field goals. Carolina pulled to 24-19 on a 14-yard TD pass from QB **Cam Newton** to TE **Greg Olsen**. But Brees led the Saints on a five-play, 62-yard drive with a two-yard TD run by RB **Alvin Kamara**. Behind 31-26, Panthers S **Mike Adams** picked off Brees with 1:51 left, but a sack by S **Vonn Bell** on fourth and 23 sealed the win.

Carolina Panthers		0	9	3	14	26
New Orleans Saints		7	14	3	7	31
Team	Q	Time	Play Description (Extra Point) (Drive Info)			V-H
NO	1	1:46	Ginn 80 pass from Brees (Lutz kick) (2-80, 0:18)			0-7
CAR	2	14:12	Gano 27 FG (6-66, 2:34)			3-7
NO	2	9:04	J. Hill 9 pass from Brees (Lutz kick) (9-75, 5:08)			3-14
CAR	2	2:47	Gano 39 FG (12-54, 6:17)			6-14
NO	2	0:43	Line 1 run (Lutz kick) (8-75, 2:04)			6-21
CAR	2	0:00	Gano 58 FG (5-35, 0:43)			9-21
NO	3	10:58	Gano 29 FG (9-64, 4:02)			12-21
CAR	3	6:05	Lutz 57 FG (10-36, 4:53)			12-24
CAR	4	12:47	Olsen 14 pass from Newton (Gano kick) (8-68, 3:45)			19-24
NO	4	5:08	Kamara 2 run (Lutz kick) (5-62, 3:02)			19-31
CAR	4	4:09	McCaffrey 56 pass from Newton (Gano kick) (3-75, 0:59)			26-31

	CAR	NO
Total First Downs	24	21
Total Net Yards	413	410
Rushes-Yards	26-107	22-41
Net Yards Passing	306	369
Passing (A-C-I)	41-24-0	33-23-1
Sacked-Yards	4-43	1-7
Punts-Average	3-48.3	4-45.8
Fumbles-Lost	1-0	1-0
Penalties-Yards Lost	2-18	7-96
Time of Possession	33:49	26:11

RUSHING

CAR: Stewart 11-51; Newton 8-37; McCaffrey 6-16; Whittaker 1-3
 NO: Kamara 10-23, 1 TD; Ingram 9-22; Line 1-1, 1 TD; Brees 1(-1); Lewis 1(-4)

PASSING

CAR: Newton 40-24-0, 349 yards, 2 TDs; Anderson 1-0-0, 0 yards
 NO: Brees 33-23-1, 376 yards, 2 TDs

RECEIVING

CAR: Olsen 8-107, 1 TD; McCaffrey 6-101, 1 TD; Funchess 4-79; Clay 3-32; Bersin 2-27; Dickson 1-3
 NO: Thomas 8-131; Ginn 4-115, 1 TD; Coleman 4-44; J. Hill 3-49, 1 TD; Ingram 1-13; Kamara 1-10; Snead 1-7; Line 1-7

MINNESOTA VIKINGS - 29 SAINTS - 24

NFC Divisional Playoff (Jan. 14, 2018) - U.S. Bank Stadium (66,612)

The Saints' resurgent season ended at U.S. Bank Stadium, as Vikings WR **Stefon Diggs** scored on a 61-yard reception from QB **Case Keenum** as time expired. The play ended an inspired effort by New Orleans who rebounded from a 17-0 halftime deficit to take a 24-23 lead on a 43-yard field goal by K **Wil Lutz**. Minnesota increased their lead to 17-0 in the second quarter on a one-yard rushing TD by RB **Latavius Murray**. The Saints charged back on two touchdown receptions by WR **Michael Thomas**. A 49-yard field goal by Vikings K **Kai Forbath** was answered by a 14-yard touchdown pass from QB **Drew Brees** to QB **Alvin Kamara** to give New Orleans a 21-20 lead with 3:01 left. The clubs traded field goals, but the late catch-and-run extinguished New Orleans' hopes.

New Orleans Saints		0	0	7	17	24
Minnesota Vikings		10	7	0	7	29
Team	Q	Time	Play Description (Extra Point) (Drive Info)			V-H
MIN	1	9:45	McKinnon 14 run (Forbath kick) (8-55, 4:15)			0-7
MIN	1	4:42	Forbath 20 FG (7-79, 2:27)			0-10
MIN	2	9:58	Murray 1 run (Forbath kick) (12-58, 6:08)			0-17
NO	3	1:18	Thomas 14 pass from Brees (Lutz kick) (12-80, 6:40)			7-17
NO	4	13:09	Thomas 3 pass from Brees (Lutz kick) (6-30, 3:00)			14-17
NO	4	10:12	Forbath 49 FG (7-44, 2:57)			14-20
NO	4	3:01	Kamara 14 pass from Brees (Lutz kick) (4-40, 2:20)			21-20
MIN	4	1:29	Forbath 53 FG (9-40, 1:32)			21-23
NO	4	0:25	Lutz 43 FG (11-50, 1:04)			24-23
MIN	4	0:00	Diggs 61 pass from Keenum (run failed) (4-75, 0:25)			24-29

	NO	MIN
Total First Downs	23	24
Total Net Yards	358	403
Rushes-Yards	24-80	29-95
Net Yards Passing	278	308
Passing (A-C-I)	41-25-2	40-25-1
Sacked-Yards	2-16	2-10
Punts-Average	4-48.0	4-31.8
Fumbles-Lost	1-0	0-0
Penalties-Yards Lost	7-97	4-30
Time of Possession	26:43	33:17

RUSHING

NO: Kamara 11-43; Ingram 10-25; Ginn 1-11; Brees 2-1
 MIN: Murray 19-50, 1 TD; McKinnon 8-34, 1 TD; Ham 1-7; Keenum 1-4

PASSING

NO: Brees 40-25-2, 294 yards, 3 TD; Snead 1-0-0, 0 yards
 MIN: Keenum 40-25-1, 318 yards, 1 TD

RECEIVING

NO: Ginn 8-72; Thomas 7-85, 2 TDs; Kamara 4-62, 1 TD; J. Hill 3-54; Snead 2-18; Ingram 1-3
 MIN: Diggs 6-137, 1 TD; Thielen 6-74; Rudolph 5-28; Wright 3-56; McKinnon 3-6; Murray 2-17

POSTSEASON GAME SUMMARIES

SAINTS - 20 PHILADELPHIA EAGLES - 14

NFC Divisional Playoff (Jan. 13, 2019) - Mercedes-Benz Superdome (73,027)

Facing a defending Super Bowl champion in the postseason for the first time since 2000, the Saints knocked off the early rust of a 14-0 first quarter deficit to score 20 unanswered points for the remaining scoring in the contest. On the first play from scrimmage, a long pass attempt by QB **Drew Brees** intended for WR **Ted Ginn Jr.** was intercepted by Eagles CB **Cre'Veon LeBlanc**. Philadelphia QB **Nick Foles** then engineered a seven-play, 76-yard drive that ended with a 37-yard TD pass to WR **Jordan Matthews**. Philadelphia and New Orleans then traded touchdowns and K **Wil Lutz** drilled a 45-yard field goal with six seconds left in the first half to put the Saints within four points. In the third quarter, New Orleans pulled to a 17-14 lead on a two-yard TD pass from Brees to WR **Michael Thomas** on an 18-play, 92-yard drive. Behind 20-14, Foles brought the Eagles close to scoring territory late in the fourth quarter, but CB **Marshall Lattimore's** second interception sealed the win.

Philadelphia Eagles	14	0	0	0	14
New Orleans Saints	0	10	7	3	20
Team	Q	Time	Play Description (Extra Point) (Drive Info)		V-H
PHI	1	10:41	Matthews 37 pass from Brees (Elliott kick) (10-75, 5:14)		7-0
PHI	1	4:37	Foles 1 run (Elliott kick) (10-75, 5:14)		14-0
NO	2	7:23	Kirkwood 2 pass from Brees (Lutz kick) (12-79, 6:12)		14-7
NO	2	0:06	Lutz 45 FG (7-67, 1:12)		14-10
NO	3	1:40	Thomas 2 pass from Brees (Lutz kick) (18-92, 11:29)		14-17
NO	4	10:28	Lutz 39 FG (8-62, 3:31)		14-20

	PHI	NO
Total First Downs	15	25
Total Net Yards	250	420
Rushes-Yards	16-49	31-137
Net Yards Passing	201	283
Passing(A-C)	31-182	33-281
Sacked-Yards	0-0	2-18
Punts-Average	5-48.2	3-44.7
Fumbles-Lost	0-0	2-0
Penalties-Yards Lost	4-30	11-84
Time of Possession	22:10	37:50

RUSHING

PHI: Smallwood 10-33; Agholor 1-12; Sproles 3-4; Foles 2-0, 1 TD
 NO: Kamara 16-71; Ingram 9-53; T. Hill 2-8; Smith 1-5; Washington 3-0

PASSING

PHI: Foles 31-18-2, 201 yards, 1 TD
 NO: Brees 38-28-1, 301 yards, 2 TDs

RECEIVING

PHI: Jeffery 5-63; Ertz 5-50; Sproles 3-21; Tate 2-18; Matthews 1-37, 1 TD; Agholor 1-6; Smallwood 1-6;
 NO: Thomas 12-171, 1 TD; Kamara 4-35; Ginn 3-44; J. Hill 3-7; Ingram 2-9; Kirkwood 2-8, 1 TD; Smith 1-15; Watson 1-12

LOS ANGELES RAMS - 26 SAINTS - 23 (OT)

NFC Conference Championship (Jan. 20, 2019) - Mercedes-Benz Superdome (73,028)

The Saints' season ended in overtime, as Rams K **Greg Zuerlein** booted a 57-yard field goal. The Saints led most of the game, including a 13-0 second quarter lead, but New Orleans was only able to come away with field goals on two red zone trips, including one spurred by a **Demario Davis** interception. The Rams inched back to a three-point deficit late in the second quarter on a 36-yard field goal and a six-yard rushing TD by RB **Todd Gurley**. The Saints charged back on a two-yard TD reception by QB **Taysom Hill** midway through the third quarter and a 20-10 lead. This was answered by a one-yard TD connection from Rams QB **Jared Goff** to TE **Tyler Higbee** and a 24-yard Rams field goal to tie. After a controversial play with no penalty assessed, New Orleans settled for a field goal with 1:41 on the clock, where the Rams tied the score to send the contest to overtime.

Los Angeles Rams	0	10	7	6	3	26
New Orleans Saints	13	0	7	3	0	23
Team	Q	Time	Play Description (Extra Point) (Drive Info)		V-H	
NO	1	10:04	Lutz 37 FG (11-56, 4:56)		0-3	
NO	1	7:06	Lutz 29 FG (4-6, 1:29)		0-6	
NO	1	1:35	Griffin 5 pass from Brees (Lutz kick) (8-68, 3:51)		0-13	
LAR	2	9:45	Zuerlein 36 FG (7-81, 1:29)		3-13	
LAR	2	0:23	Gurley 6 run (Zuerlein kick) (10-75, 5:18)		10-13	
NO	3	8:34	T. Hill 2 pass from Brees (Lutz kick) (12-71, 5:31)		10-20	
LAR	3	3:06	Higbee 1 pass from Goff (Zuerlein kick) (10-75, 5:28)		17-20	
LAR	4	5:03	Zuerlein 24 FG (9-85, 5:52)		20-20	
NO	4	1:41	Lutz 31 FG (9-57, 3:22)		20-23	
LAR	4	0:15	Zuerlein 48 FG (9-45, 1:26)		23-23	
LAR	5	11:43	Zuerlein 57 FG (5-15, 2:12)		26-23	

	LAR	NO
Total First Downs	19	19
Total Net Yards	378	290
Rushes-Yards	26-77	21-48
Net Yards Passing	301	242
Passing (A-C)	41-261	41-261
Sacked-Yards	1-8	2-7
Punts-Average	4-45.8	4-42.8
Fumbles-Lost	1-0	2-0
Penalties-Yards Lost	7-64	3-20
Time of Possession	32:36	30:41

RUSHING

LAR: Anderson 16-44; Reynolds 1-16; Gurley 4-10, 1 TD; Goff 3-10; Woods 2(-3)
 NO: Ingram 9-31; Kamara 8-15; Line 1-4; T. Hill 1-0; Brees 2(-2)

PASSING

LAR: Goff 40-25-1, 297 yards, 1 TD; Hekker 1-1-0, 12 yards
 NO: Brees 40-26-1, 249 yards, 2 TDs; T. Hill 1-0-0, 0 yards

RECEIVING

LAR: Cooks 7-107; Woods 6-33; Reynolds 4-74; Higbee 4-25, 1 TD; Everett 2-50; Shields 1-12; Anderson 1-5; Gurley 1-3
 NO: Kamara 11-96; Thomas 4-36; Ginn 3-58; Griffin 2-12; J. Hill 1-24; Smith 1-10; Carr 1-5; T. Hill 1-2, 1 TD

POSTSEASON GAME SUMMARIES

MINNESOTA VIKINGS - 26 SAINTS - 20 (OT)

NFC Wild Card Playoff (Jan. 5, 2020) - Mercedes-Benz Superdome (73,038)

In a game that came down to the final play, the Saints fell short to the Minnesota Vikings, 26-20 in overtime. On the third play from scrimmage, CB **Janoris Jenkins** forced a fumble recovered by S **Vonn Bell** to set up a 29-yard K **Wil Lutz** field goal. Later in the first quarter, Vikings K **Dan Bailey** booted a 43-yard FG. However on New Orleans' second drive of the second quarter, QB **Taysom Hill** completed a pass to WR **Deonte Harris** for a 50-yard gain, setting up a four-yard rushing TD by RB **Alvin Kamara**. Vikings RB **Dalvin Cook** put the Vikings up 20-10 with rushing TDs in the second and third quarter, but Hill caught a 20-yard TD from QB Drew Brees early in the fourth quarter and Lutz drilled a 49-yard field goal near the end of regulation. But Minnesota took the playoff win in overtime on a four-yard TD connection between QB **Kirk Cousins** and TE **Kyle Rudolph**.

Minnesota Vikings		3	10	7	0	6	26
New Orleans Saints		3	7	0	10	0	20
Team	Q	Time	Play Description (Extra Point) (Drive Info)				V-H
NO	1	9:52	Lutz 29 FG (8-26, 4:18)				0-3
MIN	1	4:05	Bailey 43 FG (11-50, 5:47)				3-3
NO	2	9:18	Kamara 4 run (Lutz kick) (4-70, 2:12)				3-10
MIN	2	2:54	Bailey 21 FG (13-72, 6:24)				6-10
MIN	2	0:23	Cook 5 run (Bailey kick) (7-45, 1:40)				13-10
MIN	3	3:23	Cook 1 run (Bailey kick) (8-64, 3:37)				20-10
NO	4	10:31	T. Hill 20 pass from Brees (Lutz kick) (8-85, 4:22)				20-17
NO	4	0:02	Lutz 49 FG (7-39, 1:53)				20-20
MIN	OT	10:40	Rudolph 4 pass from Cousins (9-75, 4:20)				26-20

	MIN	NO
Total First Downs	22	19
Total Net Yards	362	324
Rushes-Yards	40-136	17-97
Net Yards Passing	226	227
Passing (A-C)	31-190	34-271
Sacked-Yards	3-16	3-31
Punts-Average	6-49.7	5-45.8
Fumbles-Lost	1-1	1-1
Penalties-Yards Lost	4-26	6-52
Time of Possession	36:56	27:24

RUSHING

MIN: Cook 28-94, 2 TDs; Mattison 5-20; Abdullah 1-9; Diggs 2-8; Thielen 1-3; Ham 1-3; Cousins 2-(-1)

NO: T. Hill 4-50; Kamara 7-21, 1 TD; Murray 5-21; Brees 1-5

PASSING

MIN: Cousins 31-19-0, 201 yards, 1 TD
NO: Brees 33-26-1, 208 yards, 1 TD

RECEIVING

MIN: Thielen 7-129; Rudolph 4-31, 1 TD; Cook 3-36; Diggs 2-19; Johnson 2-17; Mattison 1-10

NO: Kamara 8-34; Thomas 7-70; Cook 5-54; T. Hill 2-25, 1 TD; J. Hill 2-3; Harris 1-50; Ginn 1-18; Murray 1-4

SAINTS - 21 CHICAGO BEARS - 9

NFC Wild Card Playoff (Jan. 10, 2021) - Mercedes-Benz Superdome (3,000)

Drew Brees threw a pair of touchdown passes to WR **Michael Thomas** and RB **Latavius Murray** and the Saints defense held the Bears to only nine points and 239 total net yards, the lowest opponent totals in the team's playoff history. The Saints led 7-3 entering the third quarter, when after forcing a punt and consumed 7:29, while driving to the Bears eight-yard line. After Murray rushed for two yards, Brees then found the running back on a six-yard touchdown to give New Orleans a 14-3 lead. After forcing a three-and-out, Brees engineered a 15-play, 64-yard drive that took 8:51 and ended with a three-yard rushing TD by RB **Alvin Kamara**. The Saints then forced another three-and-out and drove to the one-yard line on the next drive, where a fourth-and-one Brees dive did not reach the end zone with 2:19 left in the fourth quarter. Although Bears QB **Mitchell Trubisky** connected on an 19-yard touchdown to TE **Jimmy Graham** as time expired, the gritty effort would be enough for New Orleans to advance to the divisional round.

Chicago Bears		0	3	0	6	9	
New Orleans Saints		7	0	7	7	21	
Team	Q	Time	Play Description (Extra Point) (Drive Info)				V-H
NO	1	5:09	Thomas 11 pass from Brees (Lutz kick) (8-55, 4:17)				0-7
CHI	2	8:06	Santos 36 FG (6-6, 3:24)				3-7
NO	3	4:08	Murray 6 pass from Brees (Lutz kick) (12-85, 7:29)				3-14
NO	4	8:50	Kamara 3 run (Lutz kick) (15-64, 8:51)				3-21
CHI	4	0:00	Graham 19 pass from Trubisky (11-99, 2:19)				9-21

	CHI	NO
Total First Downs	11	27
Total Net Yards	239	385
Rushes-Yards	19-48	35-123
Net Yards Passing	191	262
Passing (A-C)	23-190	33-280
Sacked-Yards	1-8	1-3
Punts-Average	7-40.1	3-35.3
Fumbles-Lost	0-0	2-1
Penalties-Yards Lost	9-50	4-20
Time of Possession	21:02	38:58

RUSHING

CHI: Montgomery 12-31; Trubisky 3-10; Carter 1-3; Miller 1-2; Patterson 1-2; Nall 1-0

NO: Kamara 24-99, 1 TD; T. Hill 4-15; Murray 4-9; Brees 3-2; Harris 1-(-2)

PASSING

CHI: Trubisky 29-19-0, 199 yards, 1 TD
NO: Brees 39-28-0, 265 yards, 2 TDs

RECEIVING

CHI: Robinson 6-55; Carter 3-17; Kmet 3-16; Ridley 2-36; Graham 2-25, 1 TD; Miller 1-22; Wims 1-28

NO: Harris 7-83; Thomas 5-73, 1 TD; Cook 4-40; Kamara 2-17; Burton 2-15; Murray 2-11, 1 TD; T. Hill 2-5; Sanders 2-3; Humphrey 1-14; Trautman 1-4

HISTORY

POSTSEASON GAME SUMMARIES

TAMPA BAY BUCCANEERS - 30 SAINTS - 20

NFC Divisional Playoff (Jan. 17, 2021) - Mercedes-Benz Superdome (3,750)

The Tampa Bay Buccaneers used big plays on defense to advance to the NFC Championship game with a 30-20 victory at the New Orleans Saints. With 4:30 left in the third quarter, Buccaneers S **Antoine Winfield Jr.** stripped the ball from Saints TE **Jared Cook** and it was recovered by LB **Devin White** at the New Orleans 40-yard line. Five plays later, Buccaneers RB **Leonard Fournette** tied the score 20-20 on a six-yard touchdown pass from Tampa Bay QB **Tom Brady**. The Buccaneers then took control of the game forcing a New Orleans punt and Tampa Bay K **Ryan Succop** booting a 36-yard field goal for a 23-20 lead. On the next series, White picked off Brees at the New Orleans 48-yard line and returned it 28 yards to the Saints 20. Brady then capped off a four-play, 20-yard drive that ended with a one-yard rushing touchdown to put Tampa Bay up 30-20 with 4:57 remaining.

Tampa Bay Buccaneers		0	13	7	10	30
New Orleans Saints		6	7	7	0	20
Team	Q	Time	Play Description (Extra Point) (Drive Info)			V-H
NO	1	11:30	Lutz 23 FG (6-16, 1:48)			0-3
NO	1	4:39	Lutz 42 FG (12-46, 5:07)			0-6
TB	2	12:57	Succop 26 FG (15-67, 6:42)			3-6
TB	2	11:16	Evans 3 pass from Brady (Succop kick) (1-3, 0:04)			10-6
NO	2	8:08	Smith 56 pass from Winston (Lutz kick) (6-75, 3:08)			10-13
TB	2	0:00	Succop 37 FG (13-63, 2:28)			13-13
NO	3	9:43	Smith 16 pass from Brees (Lutz kick) (10-75, 5:17)			13-20
TB	3	2:22	Fournette 6 pass from Brady (Succop kick) (5-40, 2:08)			20-20
TB	4	9:52	Succop 36 FG (11-61, 5:52)			23-20
TB	4	4:57	Brady 1 run (Succop kick) (4-20, 2:11)			30-20

	TB	NO
Total First Downs	20	20
Total Net Yards	316	294
Rushes-Yards	35-127	25-104
Net Yards Passing	189	190
Passing (A-C)	33-180	35-203
Sacked-Yards	1-10	0-0
Punts-Average	4-45.8	2-47.0
Fumbles-Lost	1-0	1-1
Penalties-Yards Lost	7-62	5-34
Time of Possession	31:31	28:29

RUSHING

TB: Fournette 17-63; Jones 13-62; Brady 5-2, 1 TD
 NO: Kamara 18-85; Montgomery 4-14; Brees 2-3; Washington 1-2

PASSING

TB: Brady 33-18-0, 199 yards, 2 TDs
 NO: Brees 34-19-3, 134 yards, 1 TD; Winston 1-1-0, 56 yards, 1 TD

RECEIVING

TB: Fournette 5-44, 1 TD; Brate 4-50; Godwin 4-34; Miller 1-29; Johnson 1-15; Gronkowski 1-14; Brown 1-10, Evans 1-3, 1 TD.
 NO: Sanders 6-48; Cook 5-28; Smith 3-85, 2 TDs; Kamara 3-20; Montgomery 1-13; Harris 1-(-1); J. Hill 1-(-3)

ALL-TIME ROSTER

COACHES

Abramowicz, Danny — Xavier (Ohio).....	1997-99	Johnson, Bill — Northwestern (La.) State	2009-16
Alexander, Hubbard — Tennessee State.....	2000-03	Johnson, Curtis — Idaho.....	2006-11, 16-21
Allen, Dennis — Texas A&M.....	2006-10, 15-	Jones, Travis — Georgia.....	2008-12
Amadee, Lynn — Louisiana State.....	1973	Kennan, Larry — LaVerne.....	1995
Apri, Bobby — Nicholls State.....	1996-99	Khayat, Ed — Tulane.....	1967-70
Arians, Bruce — Virginia Tech.....	1996	Kiffin, Monte — Nebraska.....	1995
Atkins, Dave — Texas El-Paso.....	1996, 2000-04	Knott, Ty — Oregon Tech.....	2003-05
Bailey, Adam — Louisville.....	2005-09	Kotite, Rich — Wagner.....	1977
Baker, Joe — Princeton.....	2000-04	Kromer, Aaron — Miami (Ohio).....	2008-12
Banta, Bradford — Southern California.....	2017-18	Kuharich, Lary — Boston College.....	1998-99
Barnes, Billy Ray — Wake Forest.....	1969-70, 75	Kwan, Stan — San Diego State.....	2013-16
Beake, Chip — South Carolina.....	2001-05	Langsdorf, Danny — Linfield College.....	2002-04
Beake, John — Trenton State.....	1976-77	Lebetter, Bob — Mississippi Industrial.....	1974-75
Beard, Ed — Tennessee.....	1978-80	Levra, John — Pittsburg State (Kan.).....	1981-85
Bicknell, Bob — Boston College.....	2022-	Lewis, Greg — Illinois.....	2015
Biles, Ed — Miami (Ohio).....	1969-70	Lombardi, Joe — Air Force.....	2007-13, 16-20
Bonamego, John — Central Michigan.....	2006-07, 2011	Mainord, Carlos — McMurray J.C.....	1999
Boudreau, Paul — Boston College.....	1987-93	Mallory, Mike — Michigan.....	2008-12
Brady, Joe — William & Mary.....	2017-18	Malone, Terry — Holy Cross.....	2006-14
Brown, Greg — Texas El-Paso.....	2002-05	Marciano, Joe — Temple.....	1986-95
Buchanan, Buck — Grambling State.....	1976-77	Marcus, Evan — Ithaca.....	2000-02
Bunting, John — North Carolina.....	2000	Marrone, Doug — Syracuse.....	2006-08, 2022-
Burns, Kodi — Auburn.....	2022-	Matsko, John — Kent State.....	1994-96
Campbell, Dan — Texas A&M.....	2016-20	Matuszak, Marv — Tulsa.....	1971-73
Campbell, Whitey — Miami (Fla.).....	1976-80	Mauck, Carl — Southern Illinois.....	1982-85
Capers, Dom — Mount Union.....	1986-91	Mayeaux, Glenn — New Orleans.....	1996
Carmichael, Pete — Boston College.....	2006-	McCarthy, Mike — Baker (Kan.).....	2000-04
Champion, Jim — Mississippi State.....	1971-72	McGriff, Wesley — Savannah State.....	2013-15
Cignetti, Frank Jr. — Indiana (Pa.).....	2000-01	McHan, Lamar — Arkansas.....	1974-75, 78-84
Clancy, Sam — Pittsburgh.....	2000-03	McMahon, Greg — Eastern Illinois.....	2006-16
Clements, Tom — Notre Dame.....	1997-99	Meyers, Bill — Stanford.....	1999
Corey, Walt — Miami.....	1997-99	Misciagna, John — Dickinson College.....	2003
Cummings, Bob — Vanderbilt.....	1973-75	Mitchell, Jason — Rutgers.....	2014-16
Curry, Ronald — North Carolina.....	2016-	Moore, Sterling — Southern Methodist.....	2021-
Curtis, Andre — VMI.....	2012-14	Moore, Tom — Iowa.....	1997
Dalrymple, Dan — Miami (Ohio).....	2006-21	Mora, Jim E. — Occidental.....	1986-96
Davidson, Jeff — Ohio State.....	1996	Mora, Jim L. — Washington.....	1992-96
Del Rio, Jack — Southern California.....	1997-98	Morton, John — Western Michigan.....	2006, 2015-16
DeVan, Kyle — Oregon State.....	2015	Moss, Winston — Miami (Fla.).....	2000-05
Dickson, George — Notre Dame.....	1967-68	Myers, Chip — Northwestern Oklahoma State.....	1994
Ditka, Mike — Pittsburgh.....	1997-99	Neal, Dan — Kentucky.....	1997-99
Doyle, Declan — Iowa.....	2019-	Neu, Mike — Ball State.....	2014-15
Ecklund, Brad — Oregon.....	1968-70	Nicolau, Nick — Southern Connecticut.....	1980
Ellard, Henry — Fresno State.....	2012-14	Nielsen, Ryan — Southern California.....	2017-
Erkenbeck, Jim — San Diego State.....	1986	Nolan, Dick — Maryland.....	1977-80
Everest, Al — Southern Methodist.....	2000-05	Nolan, Mike — Oregon.....	2017-19
Everest, Andy — Texas-El Paso.....	1981-85	North, John — Vanderbilt.....	1973-75
Fangio, Vic — East Stroudsburg.....	1986-94	Nugent, Brendan — Catholic University of America.....	2015-21
Faulkner, Jack — Miami (Ohio).....	1967-69	Nunnely, Wayne — Nevada-Las Vegas.....	1995-96
Fears, Tom — UCLA.....	1967-70	O'Dea, Kevin — Lock Haven.....	2016-18
Flajole, Ken — Pacific Lutheran.....	2012	Oden, Tony — Baldwin-Wallace.....	2006-11
Franklin, Chet — Utah.....	1978-79	Orgeron, Ed — Northwestern (La.) State.....	2008
Galiano, Phil — Shippensburg University.....	2019-	Pagano, John — Mesa State (Colo.).....	1996-97
Garrett, Jim — Utah State.....	1976-77	Palmeri, Jerry — Montclair State.....	2003
Garrett, Judd — Princeton.....	1997-99	Palcio, Bob — Dayton.....	2000-05
Gibbs, Gary — Oklahoma.....	2006-08	Patemostro, Russell — San Diego State.....	1981-96
Giunta, Peter — Northeastern.....	2016-	Paul, Markus — Syracuse.....	1998-99
Glenn, Aaron — Texas A&M.....	2016-20	Payton, Sean — Eastern Illinois.....	2006-21
Glick, Fred — Colorado State.....	1980	Pease, John — Utah.....	1986-95, 2004-05
Gullickson, Rock — Moorhead (Minn.) State.....	2000-05	Petry, Kevin — Louisiana State.....	2017-
Hasselt, Jim — Indiana (Pa.).....	1995-96, 2000-05	Petty, Phil — Missouri.....	2000
Hatley, Mark — Oklahoma State.....	1985	Phillips, Jim (Red) — Auburn.....	1973-75
Hayes, Tom — Iowa.....	2006-07	Phillips, O.A. (Bum) — Stephen F. Austin.....	1981-85
Hefferle, Ernie — Duquesne.....	1975	Phillips, Wade — Houston.....	1981-85
Heinrich, Don — Washington.....	1969-70	Pratt, Tom — Miami.....	1978-80
Henry, Jack — Indiana (Pa.).....	2000-05	Pyne, Jim — Virginia Tech.....	2005
Henshaw, George — West Virginia.....	2006-07	Riecke, Lou — Louisiana State.....	1980
Hewley, Wimp — Wyoming.....	1974-75	Richard, Kris — Southern California.....	2021-
Hill, Bob — Jackson State.....	1978-79	Richardson, Harold — Southern Methodist.....	1981-85
Hill, King — Rice.....	1981-85	Riley, Mike — Alabama.....	2002
Hobby, Marion — Clemson.....	2006-07	Rizzi, Darren — Rhode Island.....	2019-
Hodges, Michael — Texas A&M.....	2017-	Roberts, J.D. — Oklahoma.....	1967-68, 71-73
Holman, Rodney — Tulane.....	1998-99	Robinson, Cory — Central Connecticut.....	2020
Hostler, Jim — Indiana (Pa.).....	2001-02	Robinson, Jimmy — Georgia Tech.....	2004-05
Hughes, Ed — Tulsa.....	1978-80	Robinson, Willy — Fresno State.....	2005
Ingalls, Bret — Wichita State.....	2009-15	Roland, Johnny — Missouri.....	2005
Jackson, Harold — Jackson State.....	1997-99	Roushar, Dan — Northern Illinois.....	2013-
Jackson, Rickey — Pittsburgh.....	1998-99	Roy, Alvin — Louisiana State.....	1976-77
James, Ned — New Mexico State.....	1998-99	Royer, Jim — Navy.....	1970-72



ALL-TIME ROSTER

Rutigiano, Sam — Tulsa.....	1976-77
Ryan, Rob — Southwestern Oklahoma State.....	2013-15
Schonert, Turk — Stanford.....	2005
Schwartz, Deuce — Union.....	2017-18
Shaw, Bob — Ohio State.....	1967-68
Shaw, Willie — New Mexico.....	1997
Sheppard, Mike — California Lutheran.....	2002-05
Sheridan, Carter — Florida A&M.....	2009-14
Shipp, Ken — Middle Tennessee State.....	1971-72
Shively, Doug — Kentucky.....	1974-76
Shiwell, Steve — Colorado.....	1986-94
Skipper, Jim — Whittier.....	1986-95
Smith, Carl — Cal Poly-San Luis Obispo.....	1986-96
Smith, Jerry — Wisconsin.....	1969-70
Smith, Frank — Miami (Ohio).....	2010-14
Smith, Mark — North Carolina State.....	2004
Spagnuolo, Steve — Springfield.....	2012
Spencer, Joe — Oklahoma State.....	1981-85
Stanfel, Dick — San Francisco.....	1976-80, 97-98
Stram, Hank — Purdue.....	1976-77
Tate, Charlie — Florida.....	1971
Thomas, Joel — Idaho.....	2015
Torrence, Leigh — Stanford.....	2016-19
Trimble, Steve — Maryland.....	1995
Ungaro, Marcus — Washington State.....	2012-16
Van Zandt, Lance — Lamar.....	1981-84

Venturi, Rick — Northwestern.....	1996-2005
Vitt, Joe — Towson State.....	2006-16
Walters, Steve — Arkansas.....	1986-96
Warren, Frank — Auburn.....	1995
Westhoff, Mike — Wichita State.....	2017-18
White, Dixie — Texas Tech.....	1973
Whitehead, Bud — Florida State.....	1971-75
Wiggin, Paul — Stanford.....	1978-79
Wilhoite, Michael — Washburn.....	2019-20
Willis, James — Auburn.....	2015-16
Williams, D.J. — Grambling State.....	2019-
Williams, Gregg — Northeast Missouri State.....	2009-11
Withers, Everett — Appalachian South.....	1994
Woick, Mike — Boston College.....	1997-99
Wood, Dick — Auburn.....	1976-77
Woodford, Mike — Arizona.....	2001
Yaralian, Zaven — Nebraska.....	1997-99
Young, Brian — Texas El-Paso.....	2009-
Young, John Paul — Texas-El Paso.....	1981-85
Yowarsky, Walt — Kentucky.....	1967-68
Zapalac, Willie — Texas A&M.....	1981-85
Zook, Ron — Miami (Ohio).....	2000-01

PLAYERS

Players who have spent at least one regular season or postseason game on the active roster.

A		
42	Abdul-Quddus, Isa (S) — Fordham.....	2011-13
46	Abramowicz, Danny (WR) — Xavier (Ohio).....	1967-73
53	Absher, Dick (LB) — Maryland.....	1969-71
69	Ackerman, Tom (C/G) — Eastern Washington.....	1996-2001
40	Adams, Michael (DB) — Arkansas State.....	1987-88
52	Adams, Montravius (DT) — Auburn.....	2021
61	Adams, Sam (G) — Prairie View A&M.....	1981
64	Adams, Scott (G) — Georgia.....	1994
27	Adams, Vashone (S) — Eastern Michigan.....	1997
24	Adkins, Margene (WR) — Wichita State.....	1972
29	Adebo, Paulson (CB) — Stanford.....	2021-
59,54	Aleaga, Ink (LB) — Washington.....	1997-99
5, 58	Alexander, Kwon — Louisiana State.....	2020-21
69	Alexander, P.J. (T) — Syracuse.....	2003
30	Alexander, Vincent (FB) — Southern Mississippi.....	1987
65	Alleman, Andy (G) — Akron.....	2007
21	Allen, Eric (CB) — Arizona State.....	1995-97
66	Allen, Jack (OL) — Michigan State.....	2016
50	Allen, James (LB) — Oregon State.....	2002-05
99	Allen, Kenderick (DT) — Louisiana State.....	2003
88	Allen, RaShaun (TE) — Southern.....	2015
20	Allen, Terry (RB) — Clemson.....	2000
54	Alonso, Kiko (LB) — Oregon.....	2019
86	Alphin, Gerald (WR) — Kansas State.....	1990-91
43,33	Ambrose, Ashley (CB) — Mississippi Valley State.....	1999, 2003-04
40	Amaya, Jonathon (S) — Nevada.....	2011
7	Andersen, Morten (K) — Michigan State.....	1982-94
71	Anderson, Dick (T) — Ohio State.....	1967
77	Anderson, Cary (G) — Stanford.....	1978
42	Anderson, James (LB) — Virginia Tech.....	2015
81	Anderson, Jesse (TE) — Mississippi State.....	1993
96	Andrus, Sheldon (DT) — Nicholls State.....	1986-87
50, 58	Anthony, Stephone (LB) — Clemson.....	2015-17, 2019
22	Anthony, Tyrone (RB) — North Carolina.....	1984-85
47	Anzalone, Alex (LB) — Florida.....	2017-20
25	Apple, Eli (CB) — Ohio State.....	2018-19
40	Armah, Alex (FB) — West Georgia.....	2021
60	Archibald, Ben (T) — Brigham Young.....	2005
72	Armstead, Terron (T) — Arkansas-Pine Bluff.....	2013-21
50	Armstrong, Ray-Ray (LB) — Miami (Fla.).....	2019
85	Arnold, Dan (TE) — Wisconsin-Platteville.....	2018-19
53	Arnoux, Stanley (LB) — Wake Forest.....	2010
87	Arrington, Adrian (WR) — Michigan.....	2009-11
49	Asiodu, K.C. (LB) — Central Oklahoma.....	2010
89	Askson, Bert (TE) — Texas Southern.....	1973
45	Athas, Pete (S) — Tennessee.....	1976
81	Atkins, Doug (DE) — Tennessee.....	1967-69
28	Atkins, Gene (S) — Florida A&M.....	1987-93
47	Austin, Cliff (RB) — Clemson.....	1983







92	Ayodele, Remi (DT) — Oklahoma.....	2008-10
B		
78	Baekes, Tom (G) — Oklahoma.....	1993
29	Bademosi, Johnson (CB) — Stanford.....	2019
27	Baker, Edwin (RB) — Michigan State.....	2014
80	Baker, Kavaan (WR) — South Alabama.....	2021-
86	Baker, Melvin (WR) — Michigan.....	1975
38	Baker, Tony (RB) — Iowa State.....	1968-71
36	Ball, Marcus (S) — Memphis.....	2014
37, 31	Banjo, Chris (S) — Southern Methodist.....	2016-18
80	Banks, Gordon (WR) — Stanford.....	1980-81
24	Barclay, Chris (RB) — Wake Forest.....	2007
36	Barnes, Darian (FB) — Hampton.....	2008
51	Barnes, Derrick (LB) — Virginia.....	1997
69	Barnes, Khalif (OL) — Washington.....	2016
90	Barnes, Tavaris (DE) — Clemson.....	2015
10,6	Barnhardt, Tommy (P) — North Carolina.....	1987,89-94,99
80	Barnwell, Malcolm (WR) — Virginia Union.....	1985
97	Barrington, Sam (LB) — South Florida.....	2016
32	Barrington, Tom (RB) — Ohio State.....	1967-70
88	Bass, Don (TE) — Houston.....	1982
24	Bates, Mario (RB) — Arizona State.....	1994-97
63	Baumgartner, Steve (DE) — Purdue.....	1973-77
53	Baun, Zack (LB) — Wisconsin.....	2020-
85	Beasley, John (TE) — California.....	1973-74
19,89	Bech, Brett (WR) — Louisiana State.....	1996-99
67	Bection, Nick (T) — Virginia Tech.....	2014
34	Bell, Carlos (TE) — Houston.....	1971
20	Bell, Joiqee (RB) — Wayne State.....	2011
40,21	Bell, Mike (RB) — Arizona.....	2008-09
48, 24	Bell, Vonn (S) — Ohio State.....	2016-19
20	Bellamy, Jay (S) — Rutgers.....	2001-07
40	Bender, Wes (FB) — Southern California.....	1997
65	Benech, Caleb (GT) — UCLA.....	2021
7	Benjamin, Guy (DB) — Stanford.....	1980
63	Bennett, Barry (DE) — Concordia (Minn.).....	1978-81
91	Bennett, Monte (DT) — Kansas State.....	1981
83,86	Benson, Cliff (TE) — Purdue.....	1987-88
65	Bentley, LeCharles (G/C) — Ohio State.....	2002-05
17	Berger, Mitch (P) — Colorado.....	2003-05
46	Betts, Ladell (RB) — Iowa.....	2010
47	Beverly, Dwight (RB) — Illinois.....	1987
59	Biegel, Vince (LB) — Wisconsin.....	2018
99	Bigbill, Adam (LB) — Central Washington.....	2017
18	Blake, Jeff (QB) — East Carolina.....	2000-01
10	Blanchard, Cary (K) — Oklahoma State.....	1992
16	Blanchard, Tom (P) — Oregon.....	1974-78
76	Board, Dwaine (DE) — North Carolina A&T.....	1988
57	Bockwoldt, Colby (LB) — Brigham Young.....	2004-05
77	Boeke, Jim (T) — Heidelberg.....	1968

ALL-TIME ROSTER

16	Book, Ian (QB) — Notre Dame.....	2021-	41	Carter, Tim (CB) — Tulane.....	2001
23	Booker, Fred (CB) — Louisiana State.....	2005	37	Carter, Tony (CB) — Florida State.....	2015
56	Bordano, Chris (LB) — Southern Methodist.....	1998-99	52	Casillas, Jonathan (LB) — Wisconsin.....	2009, 2011-12
50	Bordelon, Ken (LB) — Louisiana State.....	1976-77, 79-82	23	Cassady, Craig (DB) — Ohio State.....	1977
25	Borsage, Wade (DB) — Tulsa.....	1977	86	Caster, Rich (TE) — Jackson State.....	1981
6	Bortles, Blake (QB) — Central Florida.....	2021	51	Chambers, Rusty (LB) — Tulane.....	1975-76
86	Botkin, Kirk (TE) — Arkansas.....	1994-95	89	Chandler, Wes (WR) — Florida.....	1978-81
4	Botman, Todd (QB) — St. Cloud State.....	2003-05	24	Chapman, Clarence (CB) — Eastern Michigan.....	1976-80
77	Boyarsky, Jerry (DT) — Pittsburgh.....	1981	89	Chapman, Gil (WR) — Michigan.....	1975
21	Boyd, Greg (S) — Arizona.....	1974	97	Charleston, Jeff (DE) — Idaho State.....	2008-11
36	Boykin, Greg (RB) — Northwestern.....	1977	92	Chase, Martin (DT) — Oklahoma.....	2000-02
69	Boyin, McKinley (DT) — Mississippi.....	2007	33	Chatman, Jesse (RB) — Eastern Washington.....	2005
35	Branch, Jamaal (RB) — Colgate.....	2006-07	37, 30	Cherry, Je'Rod (DB) — California.....	1996-99
95	Brannon, Robert (DE) — Arkansas.....	1987	85	Childs, Henry (TE) — Kansas State.....	1974-80
40	Breaux, Delvin (CB) — None.....	2015-16	51	Childs, Ron (LB) — Washington State.....	1995
9	Brees, Drew (QB) — Purdue.....	2006-2020	13	Cipa, Larry (QB) — Michigan.....	1974-75
85	Brenner, Hoby (TE) — Southern California.....	1981-93	71	Clancy, Kendrick (DT) — Mississippi.....	2007-09
82	Brewer, Johnny (LB) — Mississippi.....	1968-70	64	Clapp, Will (G/C) — Louisiana State.....	2018-21
5	Bridgewater, Teddy (QB) — Louisville.....	2018-19	75	Clark, Bruce (DE) — Penn State.....	1982-88
10	Brien, Doug (K) — California.....	1995-2000	54	Clark, Danny (LB) — Illinois.....	2006, 10
67	Brock, Stan (T) — Colorado.....	1980-92	78	Clark, Kelvin (G) — Nebraska.....	1982-85
90	Bromley, Jay (DT) — Syracuse.....	2018	89	Clark, Robert (WR) — North Carolina Central.....	1987-88
91	Bronson, Josiah (DT) — Washington.....	2021	29	Clark, Vinnie (CB) — Ohio State.....	1994
2	Brooks, Aaron (QB) — Virginia.....	2000-05	51, 50	Clarke, Phil (LB) — Pittsburgh.....	1999-2001
9	Broughton, Willie (DT) — Miami (Fla.).....	1995-96	42	Clay, Willie (S) — Georgia Tech.....	1999
96	Brown, Alex (DE) — Florida.....	2010	85	Clealand, Cameron (TE) — Washington.....	1998-99, 2001
36	Brown, Bob (TE) — Alcorn State.....	1972-73	56	Clemons, Charlie (LB) — Georgia.....	2000-02
71	Brown, Charles (T) — Southern California.....	2010-13	15	Cobbs Jr., Simmie (WR) — Indiana.....	2018
22	Brown, Charlie (RB) — Missouri.....	1967-68	66	Cody, Bill (LB) — Auburn.....	1967-70
24, 21, 20	Brown, Derek (RB) — Nebraska.....	1993-96	4	Cofer, Mike (K) — North Carolina State.....	1987
35	Brown, Fakhir (CB) — Grambling State.....	2002-05	86	Colchico, Dan (DE) — San Jose State.....	1969
70	Brown, Jammal (T) — Oklahoma.....	2005-09	16	Coleman, Brandon (WR) — Rutgers.....	2014-17
90	Brown, Malcolm (DT) — Texas.....	2019-20	55	Coleman, Don (LB) — Michigan.....	1974-75
27	Brown, Ray (S) — West Texas A&M.....	1978-80	29	Coleman, Kurt (S) — Ohio State.....	2018
39	Browner, Brandon (CB) — Oregon State.....	2015	45	Collins, Jed (FB) — Washington State.....	2011-13
11	Brunell, Mark (QB) — Washington.....	2008-09	13	Collins, Kerry (QB) — Penn State.....	1998
92	Bryant, Tony (DE) — Florida State.....	2003-05	43	Collins, Larry (RB) — Texas A&M-Kingsville.....	1980
16	Buck, Mike (QB) — Maine.....	1990-93	59	Colman, Wayne (LB) — Temple.....	1969-74, 76
26	Buck, Vince (DB) — Central State (Ohio).....	1990-95	12	Colston, Marques (WR) — Hofstra.....	2006-15
29	Bullock, Josh (S) — Nebraska.....	2005-08	66	Commisskey, Chuck (G) — Mississippi.....	1986-88
77	Bunkeley, Brodrick (DT/NT) — Florida State.....	2012-14	83	Connell, Albert (WR) — Texas A&M.....	2001
36	Burchfield, Don (TE) — Ball State.....	1971	58	Conner, Darion (LB) — Jackson State.....	1994
83	Burke, Vern (TE) — Oregon State.....	1967	70	Contz, Bill (T) — Penn State.....	1986-88
55	Burkett, Jackie (LB) — Auburn.....	1967-70	85	Conwell, Ernie (TE) — Washington.....	2003-06
11	Burns, Ed (QB) — Nebraska.....	1978-80	87	Cook, Jared (TE) — South Carolina.....	2019-20
16	Burns, Bo (S) — Houston.....	1967-69	41	Cook, Toi (CB) — Stanford.....	1987-93
0	Burrough, Ken (WR) — Texas Southern.....	1970	10	Cooks, Brandon (WR) — Oregon State.....	2014-16
80	Burton, Larry (WR) — Purdue.....	1975-77	57	Coombs, Larry (C) — Idaho.....	1980
32	Burton, Michael (FB) — Rutgers.....	2020	97	Cooper, Josh (DE) — Mississippi.....	2006-07
25	Bush, Rafael (S) — South Carolina State.....	2012-15, 2017	71	Cooper, Richard (T) — Tennessee.....	1990-95
25	Bush, Reggie (RB) — Southern California.....	2006-10	18	Copper, Terrance (WR) — East Carolina.....	2006-08
74	Bushrod, Jermon (T) — Towson.....	2007-12, 2018	79	Cordileone, Lou (DT) — Clemson.....	1967-68
59	Bussey, Nate (LB) — Illinois.....	2011	44	Cordill, Olie (P) — Memphis.....	1969
38	Butler, Bill (RB) — Kansas State.....	1972-74	47	Cortez, Bruce (CB) — Parsons.....	1967
3	Butler, Skip (K) — Texas-Arlington.....	1971	37	Cota, Chad (S) — Oregon.....	1998
45	Byrd, Israel (CB) — Utah State.....	1993-95	39	Covington, John (S) — Notre Dame.....	1995
31	Byrd, Jairus (S) — Oregon.....	2014-16	51	Cox, Bryan (LB) — Western Illinois.....	2002
			21	Craft, Jason (CB) — Colorado State.....	2004-08
			75	Crangle, Mike (DE) — Tennessee-Martin.....	1972
			32	Crazer, Aaron (RB) — San Diego State.....	1998-99
			43	Crazer, Kayuo (CB) — Nebraska.....	2002-03
39, 38	Cadet, Travis (RB) — Appalachian State.....	2012-16	46, 20, 25	Crawley, Ken (CB) — Colorado.....	2016-21
39	Calhoun, Taveze (CB) — Mississippi State.....	2016	55	Creech, Bob (LB) — Texas Christian.....	1973
5	Callahan, Joe (QB) — Wesley.....	2016	44	Crist, Chuck (S) — Penn State.....	1975-77
12, 1	Callaway, Marquez (WR) — Tennessee.....	2020-	51	Croom, Sylvester (C) — Alabama.....	1975
17	Camarillo, Greg (WR) — Stanford.....	2012	51	Crosby, Ron (LB) — Penn State.....	1978
35	Campbell, Earl (RB) — Texas.....	1984-85	6	Cundiff, Billy (K) — Drake.....	2006
73	Campbell, Joe (DE) — Maryland.....	1977-80	40	Cunningham, Carl (LB) — Houston.....	1971
80	Campbell, Mark (TE) — Michigan.....	2006-08	15	Cuzzo, Gary (QB) — Virginia.....	1967
8	Campen, James (C/G) — Tulane.....	1987-88			
4	Canfield, Sean (DB) — Oregon State.....	2010-11			
35	Canty, Chris (CB) — Kansas State.....	2000			
51	Capone, Warren (LB) — Louisiana State.....	1976			
3	Carney, John (K) — Notre Dame.....	2001-06, 2009-10	69	Dalton, Oakley (DT) — Jackson State.....	1977
77	Carpenter, James (G) — Alabama.....	2021	10	Daniel, Chase (QB) — Missouri.....	2009-12, 2017
80	Carr, Austin (WR) — Northwestern.....	2017-20	92	Davenport, Marcus (DE) — Texas-San Antonio.....	2018-
40	Carr, Chris (CB) — Boise State.....	2013	42	David, Jason (CB) — Washington State.....	2007-08
65	Carr, Tom (DE) — Morgan State.....	1968	76	Davidson, Jeff (T) — Ohio State.....	1994
74	Carroll, Herman (DE) — Mississippi State.....	1994	20	Davis, A. J. (CB) — Jacksonville State.....	2012
55	Carroll, Travis (LB) — Florida.....	2002-03	30	Davis, Akeem (S) — Memphis.....	2015
80	Carroll, Wesley (WR) — Miami (Fla.).....	1991-92	15	Davis, Bob (QB) — Virginia.....	1973
21	Carter, Dale (CB) — Tennessee.....	2002-03	86	Davis, Dave (WR) — Tennessee State.....	1974
65	Carter, David (C) — Western Kentucky.....	1984-85	56	Davis, Demario (LB) — Arkansas State.....	2018-
32	Carter, Ki-Jana (RB) — Penn State.....	2003-04	36	Davis, Dick (RB) — Nebraska.....	1970

C

D



ALL-TIME ROSTER

53	Davis, Don (LB) — Kansas.....	1996-98	87	Farquhar, John (TE) — Duke.....	1997-98
73	Davis, Isaac (G) — Arkansas.....	1997	38	Fassitt, Greg (CB) — Grambling State.....	2009
63	Davis, Norman (G) — Grambling State.....	1969	96	Faulkner, Jeff (DE) — Southern.....	1993
53	Davis, Ted (LB) — Georgia Tech.....	1967-69	58	Federspiel Joe (LB) — Kentucky.....	1972-80
52	Davis, Todd (LB) — Sacramento State.....	2014	42	Feeney, Travis (LB) — Washington.....	2016
55	Davis, Travis (DT) — Michigan State.....	1990	9	Feller, Happy (K) — Texas.....	1972-73
47	Davis, Travis (S) — Notre Dame.....	1995	20	Felton, Eric (CB) — Texas Tech.....	1978-80
28	Davis, Troy (RB) — Iowa State.....	1997-99	27, 48	Fenderson, James (RB) — Hawaii.....	2001-03
50	Davison, Tyler (DT) — Fresno State.....	2015-18	22	Fenerty, Gill (RB) — Holy Cross.....	1990-91
86	Dawkins, Sean (WR) — California.....	1998	56	Ferguson, Jim (LB) — Southern California.....	1968
81	Dawsey, Lawrence (WR) — Florida State.....	1999	71	Fersen, Paul (T) — Georgia.....	1973-74
26, 80	Dawsey, Stacey (WR) — Indiana.....	1987	28	Fichtner, Ross (S) — Purdue.....	1968
55	Dawson, Keyunta (OLB) — Texas Tech.....	2013	4	Fields, Brandon (P) — Michigan State.....	2015
59	Deaderick, Brandon (NT/DE) — Alabama.....	2014	26	Fields, Jitter (PR) — Texas.....	1984
55	DeForest, Joe (LB) — Louisiana-Lafayette.....	1987	55	Fields, Mark (LB) — Washington State.....	1995-2000
47	DeGrenier, Jack (RB) — Texas-Arlington.....	1974	11	Fife, Jason (QB) — Oregon.....	2006
60	de la Puente, Brian (C) — California.....	2011-13	69	Fifer, Bill (G) — West Texas A&M.....	1978
50	Del Rio, Jack (LB) — Southern California.....	1985-86	59	Finch, Sharief (LB) — Temple.....	2021
9, 12	Delhomme, Jake (QB) — Louisiana-Lafayette.....	1998-2002	56	Fincher, Alfred (LB) — Connecticut.....	2005-07
39	Deloatch, Curtis (CB) — North Carolina A&T.....	2006	44	Fink, Mike (CB) — Missouri.....	1973
19	Dempsey, Tom (K) — Palomar (Calif.) College.....	1969-70	63	Finnie, Roger (T) — Florida A&M.....	1979
37	DeRamus, Lee (WR) — Wisconsin.....	1995-96	55	Flanigan, Jim (LB) — Pittsburgh.....	1971
82	DeRatt, Jim (DB) — North Carolina.....	1975	82	Fleener, Coby (TE) — Stanford.....	2016-17
79	Derby, Glenn (T) — Wisconsin.....	1989-90	3	Flynn, Matt (QB) — Louisiana State.....	2015
51	Didion, John (LB/C) — Oregon State.....	1971-74	52	Fokou, Moise (LB) — Maryland.....	2014
80	Dinkins, Darnell (TE) — Pittsburgh.....	2009	71	Folau, Spencer (T/G) — Idaho.....	2002-04
20	Dixon, Brian (CB) — Northwest Missouri State.....	2014-16	62	Fontenot, Jerry (C) — Texas A&M.....	1997-2003
56	Dixon, Ernest (LB) — South Carolina.....	1994-97	5	Forbath, Kai (K) — UCLA.....	2015
95	Dixon, Ronnie (DT) — Cincinnati.....	1993	2	Ford, Henry (DT) — Arkansas.....	2003
66	Dobler, Conrad (G) — Wyoming.....	1978-79	28	Ford, James (RB) — Texas Southern.....	1971-72
25	Dodd, Al (WR) — Northwestern State.....	1969-71	52	Forde, Brian (LB) — Washington State.....	1988-91
72	Dombrowski, Jim (G/T) — Virginia.....	1986-96	97	Foster, Glenn (DE) — Illinois.....	2013-14
86	Donovan, Tom (WR) — Penn State.....	1980	11	Fourcade, John (QB) — Mississippi.....	1987-90
88	Dorris, Andy (DE) — New Mexico State.....	1973-76	53	Fourcade, Keith (LB) — Mississippi.....	1987
21	Douglas, John (CB) — Texas Southern.....	1967-68	16	Fowler III, Bennie (WR) — Michigan State.....	2020
95	Douglas, Marques (DE) — Howard.....	2000	43	Fowler, Bobby (FB) — Louisiana Tech.....	1984-85
10	Douglass, Bobby (QB) — Kansas.....	1976-77	37	Frampton, Eric (S) — Washington State.....	2013
86, 80	Dowdell, Marcus (WR) — Tennessee State.....	1992-93	99	Franklin, Aubrayo (DT) — Tennessee.....	2011
50	Dowell, Andrew (LB) — Michigan State.....	2020-	59	Franklin, Jerry (LB) — Arkansas.....	2014
22	Drakeford, Tyronne (CB) — Virginia Tech.....	1998-99	80	Franklin, P.J. (WR) — Tulane.....	1999
47	Drescher, Justin (LS) — Colorado.....	2010-16	37	Franz, Todd (S) — Tulsa.....	2000
83	Duckett, Kenny (WR) — Wake Forest.....	1982-85	51	Fraser, Jim (P) — Wisconsin.....	1968
86	Dumbauld, Jonathan (DE) — Kentucky.....	1986-88	32	Frazier, Paul (RB) — Northwestern State.....	1989
56, 54	Dunbar, Jo-Lonn (LB) — Boston College.....	2008-11, 15	31, 37	Frederick, Terrence (CB) — Texas A&M.....	2013-14
86	Dunbar, Jubilee (WR) — Southern.....	1973	55	Freeman, Reggie (LB) — Florida State.....	1993
63	Dunbar, Karl (DE) — Louisiana State.....	1993	55	Freeny, Jonathan (LB) — Rutgers.....	2017
32	Dunbar, Vaughn (RB) — Indiana.....	1992, 94-95	15	Fritsch, Toni (K) — None.....	1982
10, 15	Durkee, Charlie (K) — Oklahoma State.....	1967-68, 71-72	55	Fujita, Scott (LB) — California.....	2006-09
47	Dusenberry, Bill (RB) — Johnson C. Smith.....	1970	11	Fuller, Corey (WR) — Virginia Tech.....	2016
			24	Fuller, Johnny (S) — Lamar.....	1973-75
			77	Fullington, John (OL) — Washington State.....	2017
			72	Fultz, Mike (DT) — Nebraska.....	1977-80

E

89	Early, Quinn (WR) — Iowa.....	1991-95
62	Easton, Nick (G/C) — Harvard.....	2019-20
91, 58	Edebali, Kasim (DE/LB) — Boston College.....	2014-17
36	Eckel, Kyle (FB) — Navy.....	2009
63	Edelman, Brad (G) — Missouri.....	1982-89
83	Edwards, Kelvin (WR) — Liberty.....	1986
97	Edwards Jr., Mario (DL) — Florida State.....	2019
33	Edmunds, Trey (RB) — Maryland.....	2017
59	Ellerbe, Dannel (LB) — Georgia.....	2015-16
64	Elliott, Ted (DT) — Minn. State-Mankato.....	1987
99	Elliott, Tony (DT) — North Texas.....	1982-88
98	Ellis, Sedrick (DT) — Southern California.....	2008-12
55	Ellis, Kaden (LB) — Idaho.....	2019-
52	Emanuel, Frank (LB) — Tennessee.....	1970
79	Epps, Tony (DT) — Memphis.....	1995
14	Erxleben, Russell (K/P) — Texas.....	1979-83
84	Estes, Lawrence (DE) — Alcorn State.....	1970-71
71	Eulls, Kaleb (DT) — Mississippi State.....	2015
59	Evans, Chuck (LB) — Stanford.....	1980-81
44	Evans, Heath (FB) — Auburn.....	2009-10
73	Evans, Jahri (G) — Bloomsburg.....	2006-16
54	Evans, Troy (LB) — Cincinnati.....	2007-09
17	Everett, Jim (QB) — Purdue.....	1994-96

F

10	Fagan, Julian (P) — Mississippi.....	1970-72
52	Faine, Jeff (C) — Notre Dame.....	2006-07
90	Fairley, Nick (DT) — Auburn.....	2016
44	Farasopoulos, Chris (S) — Brigham Young.....	1974
56	Farber, Hap (LB) — Mississippi.....	1970

G

46	Gajan, Hokie (FB) — Louisiana State.....	1982-85
34	Galbreath, Tony (RB) — Missouri.....	1976-80
93	Galette, Junior (DE/OLB) — Stillman.....	2010-14
62, 80, 46, 86	Gammon, Kendall (C) — Pittsburg State.....	1996-99
72	Gandy, Wayne (T) — Auburn.....	2003-05
80	Garcia, Jim (DE) — Purdue.....	1967
88	Gardner, Talman (WR) — Florida State.....	2003-04
23	Gardner-Johnson, C.J. (DB) — Florida.....	2019-
83	Garrett, Len (TE) — New Mexico Highlands.....	1973-75
20	Gary, Russell (S) — Nebraska.....	1981-86
20	Gay, Randall (CB) — Louisiana State.....	2008-10
97	Geathers, James (DE) — Wichita State.....	1984-89
60	George, Tearius (DE) — Kansas State.....	2008
85	Ghent, Ronnie (TE) — Louisville.....	2007
15	Gibbs, Donnie (P) — Texas Christian.....	1974
27	Gibson, Antonio (SS) — Cincinnati.....	1986-89, 92
77	Gilbert, Daren (T) — Cal State-Fullerton.....	1985-88
42, 41	Gilliam, John (WR) — South Carolina State.....	1967-68, 77
4	Gillkin, Blake (P) — Penn State.....	2021
25	Gillslee, Mike (RB) — Florida.....	2018
89	Gilmore, John (TE) — Penn State.....	2011
19	Ginn Jr., Ted (TE) — Ohio State.....	2017-19
37	Giordano, Matt (S) — California.....	2010
95	Glasgow, Ryan (DT) — Michigan.....	2020
37	Gleason, Steve (S) — Washington State.....	2000-06
31	Glenn, Aaron (CB) — Texas A&M.....	2008
29	Glenn, Vencie (S) — Indiana State.....	1991
82	Glover, Andrew (TE) — Grambling State.....	2000

ALL-TIME ROSTER

97	Glover, La Roi (DT) — San Diego State	1997-2001	30	Harris, Bill (RB) — Colorado	1971
91	Goff, Robert "Pig" (DT) — Auburn	1990-95	79, 76	Harris, Bryce (T) — Fresno State	2012-14, 2017
77	Goich, Dan (DT) — California	1971	36, 26	Harris, Corey (CB) — North Alabama	1999-2000
88	Goodlow, Eugene (WR) — Kansas State	1983-86	21	Harris, De'Vante (CB) — Texas A&M	2016-17
39	Goodson, Demetri (CB) — Baylor	2010, 2018	30	Harris, Erik (DB) — California (Pa.)	2016
76, 55	Goodwin, Jonathan (C) — Michigan	2006-10, 2014	80	Harris, Herbert (WR) — Lamar	1986-87
42	Gottschalk, Darren (TE) — Cal Lutheran	1987	82	Harris, Ike (WR) — Iowa State	1978-81
4	Gowin, Toby (P) — North Texas	2000-02	92	Harris, Orient (DT) — Miami (Fla.)	2007
7	Graham, Ben (P) — Deakin	2008	86	Harris, Rod (WR) — Texas A&M	1989
89	Graham, Daniel (TE) — Colorado	2012	86	Harrison, Victor (WR) — North Carolina	1987
80	Graham, Jimmy (TE) — Miami (Fla.)	2010-14	88	Hart, Ben (S) — Oklahoma	1967
3	Graham, Shayne (K) — Virginia Tech	2013-14	72	Hart, Jeff (T) — Oregon State	1976
17	Graham, T.J. (WR) — North Carolina State	2015	53	Hart, Tommy (DE) — Morris Brown	1980
1	Gramatica, Martin (K) — Kansas State	2007-08	11	Harty, Deonte (WR/RS) — Assumption	2019-
96	Granderson, Carl (DE) — Wyoming	2019-	5	Hartley, Garrett (K) — Oklahoma	2008-13
40	Granger, Hoyle (RB) — Mississippi State	1971	67	Harvey, George (G) — Kansas	1967
94	Grant, Charles (DE) — Georgia	2002-09	52	Harvey, Richard Jr. (LB) — Tulane	1995-97
58	Grant, Cie (LB) — Ohio State	2003-04	26	Harvey, Richard Sr. (DB) — Jackson State	1971
74	Gray, Cecil (T) — North Carolina	1993	88	Hastings, Andre (WR) — Georgia	1997-99
21	Gray, David (DB) — East Los Angeles JC	1979	70, 74	Haverdink, Kevin (T) — Western Michigan	1989-91
48	Gray, J.T. (DB) — Mississippi State	2018	80	Havlik, Sam (WR) — Bucknell	1974
33	Gray, Kevin (DB) — Eastern Illinois	1982	57	Hawthorne, David (LB) — TCU	2012-15
72	Gray, Leon (T) — Jackson State	1982-83	36	Hawthorne, Michael (CB) — Purdue	2000-03
37	Gray, Mel (RB) — Purdue	1986-88	29	Hayes, Billie (CB) — San Diego State	1972
18	Grayson, Garrett (CB) — Colorado State	2015	89	Hayes, Mercury (WR) — Michigan	1996-97
79	Greco, John (G) — Toledo	2017	92	Haynes, James (LB) — Mississippi Valley State	1984-89
45	Green, Arthur (RB) — Albany State	1972	81	Haynes, Michael (WR) — Northern Arizona	1994-96
77	Green, Chaz (G/T) — Florida	2018	97	Haynes, Michael (DE) — Penn State	2006
95	Green, Howard (DT) — Louisiana State	2003-04	49	Hazelton, Major (DB) — Florida A&M	1970
85	Green, Paul (TE) — Southern California	1996	38	Heath, Jeff (DB) — Saginaw Valley State	2021
53	Green, Sammy (LB) — Florida	1980	3	Hebert, Bobby (QB) — Northwestern State	1985-89, 91-92
10	Green, Skyler (WR) — Louisiana State	2008	59	Heeney, Ben (LB) — Kansas	2017
32	Green, T.J. (DB) — Clemson	2019	26	Heidel, Jimmy (S) — Mississippi	1967
23	Green, Victor (S) — Akron	2003	19	Henderson, Devery (WR) — Louisiana State	2004-12
73	Greenidge, Ethan (OL) — Villanova	2019-20	20	Henderson, Othello (S) — UCLA	1993-94
38	Greer, Donovan (CB) — Texas A&M	1997	91	Hendrickson, Trey (DE) — Florida Atlantic	2017-20
32, 33	Greer, Jabari (CB) — Tennessee	2009-13	65	Henry, Ricky (G) — Nebraska	2012
74	Gregory, Ted (DT) — Syracuse	1988	87	Hermann, Don (WR) — Waynesburg	1975-77
35	Gresham, Bob (RB) — West Virginia	1971-72	54	Herring, Will (LB) — Auburn	2011-13
45	Griffin, Garrett (TE) — Air Force	2017-18, 20-21	84	Hester, Jim (TE) — North Dakota	1967-69
4	Griffin, Ryan (QB) — Tulane	2013-14	64	Hester, Ray (LB) — Tulane	1971-73
28	Groce, DeJuan (CB) — Nebraska	2006	23	Hewitt, Chris (S) — Cincinnati	1997-99
78	Grooms, Elois (DE) — Tennessee Tech	1975-81	45, 34	Heyward, Craig (FB) — Pittsburgh	1988-92
40	Gros, Earl (RB) — Louisiana State	1970	76	Hicks, Akiem (DT/DE) — Regina (Sask)	2012-15
56	Gross, Lee (C) — Auburn	1975-77	81	Higgins, Michael (TE) — Nebraska-Omaha	2011-12
86	Groth, Jeff (WR) — Bowling Green	1981-85	64	Hightower, Tim (RB) — Richmond	2015-16
66	Grubbs, Ben (G) — Auburn	2012-14	62	Hilgenberg, Jay (C) — Iowa	1993
18	Guess, Terry (WR) — Gardner-Webb	1996	61	Hilgenberg, Joel (C/G) — Iowa	1984-93
84	Guliford, Eric (WR) — Arizona State	1997-98	62	Hill, John (C) — Lehigh	1975-84
96	Gunn, Mark (DE) — Pittsburgh	1994	89	Hill, Josh (TE) — Idaho State	2013-20
58	Gwacham, Obum (DE) — Oregon State	2015-16	87	Hill, Lonzell (WR) — Washington	1987-90
62	Gwin, Ross (G) — Northwestern State	1968	81	Hill, Randal (WR) — Miami (Fla.)	1997
			7	Hill, Taysom (QB) — Brigham Young	2017-
			40, 21	Hilliard, Dalton (RB) — Louisiana State	1986-93
			76	Hills, Ken (G/T) — Louisiana-Lafayette	1996-99
			76	Hills, Tony (T) — Texas	2015-16
			81, 86	Hilton, Zachary (TE) — North Carolina	2003-05
81	Hakim, Az-Zahir (WR) — San Diego State	2005	78	Hines, Glen Ray (T) — Arkansas	1971-72
18	Hakim, Saalim (WR) — Tarleton State	2012	24	Hoage, Terry (DB) — Georgia	1984-85
79	Halapin, Mike (G) — Pittsburgh	1999	53	Hobbs, Billy (LB) — Texas A&M	1974
30	Haley, Grant (CB) — Penn State	2020	80	Hobbs, Daryl (WR) — Pacific	1997
35	Hall, Korey (FB) — Boise State	2011	12	Hobert, Billy Joe (QB) — Washington	1997-99
81, 89	Hall, Lamont (TE) — Clemson	2000-02, 2004-05	2	Hocker, Zach (K) — Arkansas	2015
86	Hall, Tom (WR) — Minnesota	1967	98	Hodge, Milford (DE) — Washington State	1986
56	Hall, Willie (LB) — Southern California	1972-73	52	Hodge, Sedrick (LB) — North Carolina	2001-05
83	Hamilton, Andy (WR) — Louisiana State	1975	56, 50	Hodges, Gerald (LB) — Penn State	2017
30	Hamilton, Lynell (RB) — San Diego State	2008-09	14	Hodson, Tom (QB) — Louisiana State	1995-96
96	Hamilton IV, Woodrow (DT) — Mississippi	2017	80	Hogan, Chris (WR) — Monmouth	2021
70, 96	Hamiter, Uhuu (DL) — Delaware State	1998-99	81	Hogan, Krishawn (WR) — Marian	2019
99	Hand, Norman (DT) — Mississippi	2000-02	57	Holden, Curtis (LB) — Washington State	2001
33	Hampton, Saquan (DB) — Rutgers	2019	87	Holden, Sam (T) — Grambling State	1971
98	Hanna, Jim (DT) — Louisville	1994	61	Holland, Montrae (G) — Florida State	2003-06
10	Hansen, Brian (P) — Sioux Falls	1984-88	18	Hollas, Hugo (S) — Rice	1970-72
42	Hansen, Chase (LB) — Utah	2020-21	51	Holloway, Stan (LB) — California	1980
98	Hanson, Parys (OLB) — Tennessee	2013-14	45	Holmes, Jack (RB) — Texas Southern	1978-82
34	Hardee Sr., Justin (DB) — Illinois	2017-20	57	Holmes, Jalyn (DE) — Ohio State	2021
28	Harding, Greg (DB) — Nicholls State	1984	21	Holt, Terrence (S) — North Carolina State	2008
87	Hardy, Larry (TE) — Jackson State	1978-85	87	Hom, Joe (WR) — Hawamba (Miss.) JC	2000-06
14	Hargett, Edd (QB) — Texas A&M	1969-72	84	Hoomanawanui, Michael (TE) — Illinois	2015, 2017
69	Hargrove, Anthony (DL) — Georgia Tech	2009-10	28	Hoskins, Derrick (S) — Southern Mississippi	1996
80	Harper, Alvin (WR) — Tennessee	1997	47	Houser, Kevin (LS) — Ohio State	2000-08
28	Harper, Deveron (S) — Notre Dame	2003-04	68	Housman, Walter (T/G) — Upsala	1987
13	Harper, Rod (WR) — Murray State	2009	93	Howard, Darren (DE) — Kansas State	2000-05
41	Harper, Roman (S) — Alabama	2006-13, 2016			
3	Harrington, Joey (QB) — Oregon	2008			

H



HISTORY



ALL-TIME ROSTER

29	Howard, Gene (CB) — Langston	1968-70	30	Jones, Don (S) — Arkansas State	2015
35	Howard, Reggie (CB) — Memphis	2000	53	Jones, Donta (LB) — Nebraska	2000
20	Howell, Delles (CB) — Grambling State	1970-72	95, 92	Jones, Ernest (DE) — Oregon	1995-98
52	Hoyett, Braxton (DT) — Mississippi State	2021	29	Jones, Herana-Daze (S) — Indiana	2009
52	Huard, John (LB) — Maine	1971	89	Jones, Jamal (WR) — North Carolina A&T	2006
70	Hubbard, Dave (T) — Brigham Young	1977	59	Jones, J.J. (LB) — Arkansas	2002
69	Hudson, Nat (G) — Georgia	1981	78	Jones, Jerry (T) — Bowling Green	1967-69
92	Hughes III, John (DT) — Cincinnati	2017	21	Jones, Julius (RB) — Notre Dame	2010
95	Huggins Jr., Albert (DT) — Clemson	2021-	32	Jones, Kim (FB) — Colorado State	1976-79
54	Hughes, Pat (LB) — Boston	1977-79	86, 89	Jones, Mike (WR) — Tennessee State	1986-87, 89
33	Hughes, Tyrone (CB) — Nebraska	1993-96	20	Jones, Ray (DB) — Southern	1973
45, 53	Humber, Ramon (LB) — North Dakota State	2010-15	27	Jones, Reginald (CB) — Memphis	1991-94
84	Humphrey, Lil Jordan (WR) — Texas	2019-21	15	Jones, Seantavius (WR) — Valdosta State	2014-15
84	Humphrey, Tory (TE) — Central Michigan	2009-11	27	Jones, Selwyn (CB) — Colorado State	1994
76	Hunt, Kevin (T) — Doane	1978	34	Jones, Tebucky (S) — Syracuse	2003-04
95	Hunt, Margus (DL) — Southern Methodist	2020	37, 34	Jones Jr., Tony (RB) — Notre Dame	2020-
97	Hunt, Phillip (DE) — Houston	2015	23	Jordan, Buford (FB) — McNeese State	1986-92
60	Hunt, Robert (G) — Virginia	1999	94	Jordan, Cameron (DE) — California	2011-
32	Hunter, Earnest (RB) — Southeast Oklahoma	1996	45	Jordan, Jimmy (RB) — Florida	1967-
48	Hunter, Kendall (RB) — Oklahoma State	2015	45	Joseph, Keith (RB) — Texas A&M	2006
28	Hurley, Bill (DB) — Syracuse	1982-83			
74	Hurst, James (G/T) — North Carolina	2020-			
88	Hyatt, Fred (WR) — Auburn	1973			
			K		
			43	Kaesviham, Kevin (S) — Augustana (S.D.)	2007-08
			41	Kamara, Alvin (RB) — Tennessee	2017
			71	Kaplan, Ken (T) — New Hampshire	1987
			4	Karney, Mike (FB) — Arizona State	2004-08
			2	Kasay, John (K) — Georgia	2011
			46	Kearney, Jim (S) — Prairie View A&M	1976
			28	Keaton, Curtis (RB) — James Madison	2002
			78	Keim, Mike (T) — Brigham Young	1991
			65	Kelemete, Senio (C/G) — Washington	2014-17
			30	Kelley, Les (RB) — Alabama	1967-69
			68	Kelly II, Derrick (TE) — Davidson	2020-
			87	Kelly, Mike (TE) — Davidson	1973
			33, 24, 4, 27	Kelly, Rob (S) — Ohio State	1997-2000
			5	Kempf, Florian (K) — Pennsylvania	1987
			60	Kennard, Derek (G) — Nevada	1991-93
			82	Kennison, Eddie (WR) — Louisiana State	1999
			49	Keo, Shiloh (S) — Idaho	2016
			44	Kikaha, Hau'oli (LB/DE) — Washington	2015, 2017
			17	Kilmer, Billy (QB) — UCLA	1967-70
			45	Kimbrough, Elbert (S) — Northwestern	1968
			61	King, Ed (G) — Auburn	1995-97
			75	King, Mitch (DT) — Iowa	2011
			53	Kingree, Rick (LB) — Tulane	1973-78
			18	Kirkwood, Keith (WR) — Temple	2018-19
			53	Klein, A.J. (LB) — Iowa State	2017-19
			68	Kline, Alan (T) — Ohio State	1994-95
			40	Knafec, Greg (TE) — Notre Dame	1983
			53	Knight, Roger (LB) — Wisconsin	2001-04
			29	Knight, Sammy (S) — Southern California	1997-2002
			78	Knight, Shawn (DE) — Brigham Young	1987
			58	Knox, Kyle (LB) — Fresno State	2013-14
			66	Knowles, David (T) — Indiana	1977
			55	Kohlbbrand, Joe (LB) — Miami (Fla.)	1985-89
			43	Kopy, Dave (LB) — Washington	1971
			60	Korte, Steve (C) — Arkansas	1983-90
			62	Kovach, Jim (LB) — Kentucky	1979-85
			89	Kramer, Kent (TE) — Minnesota	1967
			9	Krassagnon, Tanoh (DE) — Villanova	2021-
			9	Kramer, Tommy (QB) — Rice	1990
			9	Kreutz, Olin (C) — Washington	2011
			21	Krimm, John (S) — Notre Dame	1982
			99	Kruger, Paul (DE) — Utah	2016
			29	Kuhn, John (FB) — Shippensburg	2016-17
			18	Kumerow, Jake (WR) — Wisconsin-Whitewater	2020
			50	Kupp, Jake (G) — Washington	1967-75
			67	Kuziel, Bob (C) — Pittsburgh	1972
			57	Kyle, Jason (LS) — Arizona State	2009-10
			L		
			64	Lafay, Dave (T) — Purdue	1977-85
			39	LaGrand, Morris (RB) — Tampa	1975
			96	Lake, Antwan (DT) — West Virginia	2006-08
			66	Lamp, Forrest (G) — Western Kentucky	2021-
			19	Lampman, Jake (WR) — Ferris State	2016
			96	Langford, Kendall (DL) — Hampton	2017
			19	LaPorta, Phil (T) — Penn State	2016-75
			67	Lasco, Daniel (RB) — California	2016-17
			23	Lattimore, Marston (CB) — Ohio State	2017-
			12, 24	Laufenberg, Babe (QB) — Indiana	1986
47	Ingram, Jake (LS) — Hawaii	2010			
28, 22, 14	Ingram II, Mark (RB) — Alabama	2011-18, 21-			
12	Ingram, Kevin (QB) — East Carolina	1987			
27	Irvin, Ken (CB) — Memphis	2002			
82	Ismail, Qadry (WR) — Syracuse	1998			
21	Israel, Steve (CB) — Pittsburgh	2001			
29	Ivory, Chris (RB) — Triffin	2010-12			
			J		
30	Jackson, Ernie (CB) — Duke	1972-77			
91	Jackson, Grady (DT) — Knoxville	2002-03			
47	Jackson, Greg (S) — Louisiana State	1996			
58	Jackson, Jonathan (LB) — Oregon State	2001			
57	Jackson, Rickey (LB) — Pittsburgh	1981-93			
88	Jackson, Willie (WR) — Florida	2000-01			
52	Jacobs, Harry (LB) — Bradley	1970			
64	Jacob, Kendyl (G/C) — Kansas State	2002-05			
22	Jakes, Van (CB) — Kent State	1986-88			
50	James, Philip (C) — Southern	1987			
33	Jean-Baptiste, Stanley (CB) — Nebraska	2014			
43	Jean-Baptiste, Garland (FB) — Louisiana State	1987			
80	Jeffries, Haywood (WR) — North Carolina State	1996			
96	Jeffries, Dameian (DE) — Alabama	1995			
20	Jenkins, Janoris (CB) — North Alabama	2019-20			
92	Jenkins, John (NT/DT) — Georgia	2013-16			
27	Jenkins, Malcolm (CB/S) — Ohio State	2009-13, 2020-21			
72	Jenkins, Trezelle (T) — Michigan	1997			
36	Jennings, Stanford (RB) — Furman	1991			
68	Jetton, Paul (G) — Texas	1992-93			
19	Johnson, Alonzo (WR) — Central State (Ohio)	1998			
35	Johnson, Austin (FB) — Tennessee	2014-15			
22	Johnson, Benny (CB) — Johnson C. Smith	1976			
34	Johnson, Bobby (DB) — Texas	1983-84, 86			
6	Johnson, Brian (K) — Virginia Tech	2021			
77	Johnson, Carl (G) — Nebraska	1972-73			
6	Johnson, Dirk (P) — Northern Colorado	2002			
21	Johnson, Earl (CB) — South Carolina	1985			
82	Johnson, Eric (TE) — Yale	2007			
90	Johnson, George (DE) — Rutgers	2017			
98	Johnson, J.R. (LB) — Syracuse	2002			
54	Johnson, Joe (DE) — Louisville	1994-98, 2000-01			
50	Johnson, John (LB) — Clemson	1995			
83	Johnson, Juwan (WR/TE) — Oregon	2020-			
45	Johnson, Nate (RB) — Texas Southern	1987			
59	Johnson, Rufus (OLB) — Tarleton State	2013			
96	Johnson, Tom (DE/DT) — Southern Mississippi	2011-13			
86	Johnson, Tony (TE) — Alabama	1996-98			
95	Johnson, Trevor (DE) — Nebraska	2006			
80	Johnson, Tyrone (WR) — Western State (Colo.)	1994			
29	Johnson, Udra (RB) — West Virginia	1989			
53	Johnson, Vaughan (LB) — North Carolina State	1986-93			
90	Johnson, Walter (LB) — Louisiana Tech	1989			
36	Jones, Andrew (RB) — Washington State	1975-76			
58	Jones, Brian (LB) — Texas	1995-96, 98			
19	Jones, Charlie (WR) — Fresno State	2000			
74	Jones, Clarence (T) — Maryland	1996-98			

ALL-TIME ROSTER

53	Laurinaitis, James (LB) — Ohio State.....	2016
82	Lawrie, Nate (TE) — Yale.....	2005-06
39	Lawson, Odell (RB) — Langston.....	1973-74
58	Leach, Scott (LB) — Ohio State.....	1987
74	Leach, William (G/T) — North Carolina State.....	1987
48	Leach, Vonta (RB) — East Carolina.....	2006
60	Leckey, Nick (C) — Kansas State.....	2009
11	Lee, Bivian (CB) — Prairie View.....	1971-75
39	Lee, Carl (DB) — Marshall.....	1994
32	Lee, Mark (CB) — Washington.....	1991
43	Leggett, Tyrone (CB) — Nebraska.....	1992-95
62	Leggett, Brad (C) — Southern California.....	1990-91
72	Leggett, Earl (DT) — Louisiana State.....	1967-68
35	Lehan, Michael (CB) — Minnesota.....	2008
68	Lehr, Matt (C/G) — Virginia Tech.....	2008
75, 95	Leisle, Rodney (DT) — UCLA.....	2004-06, 09
68	Lelito, Tim (G/C) — Grand Valley State.....	2013-16
52	Lemon, Mike (LB) — Kansas.....	1975
40	Leonard, Brian (RB) — Rutgers.....	2014
61	LeRibeux, Josh (G) — Southern Methodist.....	2017-18
89	Lewis, Derrick (WR) — San Diego State.....	2002-03
93	Lewis, Gary (DT) — Oklahoma State.....	1983
22	Lewis, Gary (RB) — Arizona State.....	1970
28, 21	Lewis, Keenan (CB) — Oregon State.....	2013-15
24	Lewis, Marvin (RB) — Tulane.....	1982
84	Lewis, Michael (WR) — None.....	2001-06
98	Lewis, Reggie (DE) — San Diego State.....	1982-84
29	Lewis, Rodney (CB) — Nebraska.....	1982-84
87, 11, 14	Lewis, TommyLee (WR) — Northern Illinois.....	2016-18, 2020
3	Leypoldt, John (K) — None.....	1978
78	Linden, Errol (T) — Houston.....	1969-70
54	Lindsay, Dale (LB) — Western Kentucky.....	1973
7	Linhart, Toni (K) — Austria Tech.....	1972
42	Line, Zach (FB) — Southern Methodist.....	2017-19
86	Lippe, Louis (WR) — Southern Mississippi.....	1992
20, 21	Little, Earl (DB) — Miami (Fla.).....	1998-99
48	Livingston, Andy (RB) — Phoenix (Ariz.) College.....	1969-70
61	Loberg, Greg (G/T) — California.....	1987
70	Loewen, Mitchell (DL) — Arkansas.....	2017-19
50	Lofton, Curtis (LB) — Oklahoma.....	2012-14
0	Logan, Obert (S) — Trinity.....	1967
2	Lohmiller, Chip (K) — Minnesota.....	1995
89	Long, Dave (DE) — Iowa.....	1969-72
26	Looney, Joe Don (RB) — Oklahoma.....	1969
34	Lorick, Tony (RB) — Arizona State.....	1968-69
41	Long, Erik (FB) — Stanford.....	2014
78	Lucas, Cornelius (T) — Kansas State.....	2018
46	Lumpkin, Sean (S) — Minnesota.....	1992-96
88	Lusk, Hendrick (TE) — Utah.....	1996
3	Lutz, Wil (K) — Georgia State.....	2016-20
43	Lyns, Dicky (S) — Kentucky.....	1970

Mc

25, 26, 30	McAfee, Fred (RB) — Mississippi College.....	1991-93, 2000-06
29	McAlister, Chris (CB) — Arizona.....	2009
26	McAlister, Deuce (RB) — Mississippi.....	2001-09
90	McBride, Turk (DE) — Tennessee.....	2011-12
57	McCain, Chris (LB) — California.....	2016
36	McCall, Don (RB) — Southern California.....	1967-68, 70
29	McCauley, Marcus (CB) — Fresno State.....	2009
19	McClard, Bill (K) — Arkansas.....	1973-75
13, 44	McCleskey, J.J. (WR/S) — Tennessee.....	1993-96
67	McCollum, Andy (G) — Toledo.....	1994-98
71, 75	McCormick, Dave (T) — Louisiana State.....	1967-68
7	McCown, Luke (QB) — Louisiana Tech.....	2013-16
78	McCoy, Erik (C/G) — Texas A&M.....	2019
51	McCoy, Larry (LB) — Lamar.....	1987
59	McCoy, Matt (LB) — San Diego State.....	2007
44	McCrary, Fred (FB) — Mississippi State.....	1997
93	McCrary, Bobby (DE) — Florida.....	2008-09
80	McCullouch, Earl (WR) — Southern California.....	1974
76	McDaniel, Tony (DT) — Tennessee.....	2017
30	McDougle, Dexter (DB) — Maryland.....	2017
36	McIntyre, Cory (RB) — West Virginia.....	2006
89	McGarity, Wayne (WR) — Texas.....	2001
18	McGeoghan, Phil (WR) — Maine.....	2003
49	McGill, Ralph (S) — Tulsa.....	1978-79
77	McGlynn, Mike (G) — Pittsburgh.....	2015
76	McGuire, Gene (C) — Notre Dame.....	1992
92	McIntosh, Toddrick (DE) — Florida State.....	1995
43, 34	McKenzie, Mike (CB) — Memphis.....	2004-09
97	McKinley, Alvin (DT) — Mississippi State.....	2008

59	McKinnon, Ronald (LB) — North Alabama.....	2005
54	McLain, Wynton (LB) — Memphis.....	2021
42	McLemore, Dana (DB) — Hawaii.....	1986
29	McMillian, Mark (CB) — Alabama.....	1996
27	McNeill, Rod (RB) — Southern California.....	1974-75
12	McNeill, Tom (P) — Stephen F. Austin.....	1967-69
5	McPherson, Adrian (CB) — Florida State.....	2005
25	McQuay, Leon (RB) — Tampa.....	1976
76	McQuistan, Pat (T) — Weber State.....	2011

M

47	Mack, Cedric (CB) — Baylor.....	1992-93
44	Mack, Elbert (CB) — Troy.....	2012
24	Mack, Milton (CB) — Alcorn State.....	1987-91
19	Maier, Brett (K) — Nebraska.....	2021
36	Mallei, Marcus (FB) — Weber State.....	2009
86	Manhertz, Chris (TE) — Canisius.....	2016
6	Manning, Archie (QB) — Mississippi.....	1971-75, 77-82
91	Marchiol, Ken (LB) — Mesa State.....	1987
2	Mare, Olindo (K) — Syracuse.....	2007
54	March, Justin (LB) — Akron.....	2021
75	Marrone, Doug (G) — Syracuse.....	1989
40	Marsalis, Jim (S) — Tennessee State.....	1977
15	Marshall, Brandon (WR) — Central Florida.....	2018
23	Marshall, James (DB) — Jackson State.....	1980
59	Martin, Chris (LB) — Auburn.....	1983
22	Martin, D Artagan (CB) — Kentucky State.....	1971
84	Martin, Eric (WR) — Louisiana State.....	1985-93
10	Martin, Jamie (QB) — Weber State.....	2006-07
93	Martin, Wayne (DE/DT) — Arkansas.....	1989-99
86	Martini, Rich (WR) — Cal-Davis.....	1981
60	Massey, Robert (CB) — North Carolina Central.....	1989-90
23	Mathis, Kevin (CB) — Texas A&M-Commerce.....	2000-01
86	Mathis, Reggie (LB) — Oklahoma.....	1979-80
35	Mathews, Henry (RB) — Michigan State.....	1973
37	Maulet, Arthur (CB) — Memphis.....	2017-18
64	Maurer, Andy (G) — Oregon.....	1974
56	Mauti, Michael (LB) — Penn State.....	2015-17
84	Mauti, Rich (WR) — Penn State.....	1977-80, 82-83
39	Maxie, Brett (S) — Texas Southern.....	1985-93
28	Maxson, Alvin (RB) — Southern Methodist.....	1974-76
75	Mayberry, Jermame (G) — Texas A&M Kingsville.....	2005
22	Mayes, Michael (CB) — Louisiana State.....	1989
36	Mayes, Rueben (RB) — Washington State.....	1986-88, 90
17	Meachem, Robert (WR) — Tennessee.....	2007-11, 13-14
5	Mehlhoff, Taylor (K) — Wisconsin.....	2008
80	Meier, Shad (TE) — Kansas State.....	2005
51, 53	Melton, Terrence (LB) — Rice.....	2004-06
81	Meredith, Cameron (WR) — Illinois State.....	2018
19	Merkens, Guido (QBWR/DB) — Sam Houston State.....	1980-85
57	Merlo, Jim (LB) — Stanford.....	1973-74, 76-79
71	Merrill, Casey (DT) — Cal-Davis.....	1986
70	Messeroll, Mark (T) — Florida State.....	1977-78
92, 99	Mickell, Darren (DE) — Florida.....	1996-97, 99
54	Middleton, Rick (LB) — Ohio State.....	1974-75
10	Mike-Mayer, Steve (K) — Maryland.....	1978
83	Miller, Billy (TE) — Southern California.....	2006-08
67	Miller, Bubba (C/G) — Tennessee.....	2002
36	Miller, Jordan (DB) — Washington.....	2021
84	Miller, Junior (TE) — Nebraska.....	1984
6	Miller, Les (DT) — Fort Hays State.....	1991-94
80	Miller, Mike (WR) — Tennessee.....	1985
79	Mills, Jordan (T) — Louisiana Tech.....	2021
51	Mills, Sam (LB) — Montclair State.....	1986-94
50	Milne, Brian (FB) — Penn State.....	2000
32	Minor, Lincoln (RB) — New Mexico State.....	1973
88	Mitchell, Derrell (WR) — Texas Tech.....	1994
83	Mitchell, Johnny (TE) — Nebraska.....	2001
94	Mitchell, Kawika (LB) — South Florida.....	2010
59	Mitchell, Keith (LB) — Texas A&M.....	1997-01
50	Mitchell, Kevin (LB) — Syracuse.....	1998-1999
50	Mitchell, Marvin (LB) — Tennessee.....	2007-10
40	Mitchell, Mel (S) — Western Kentucky.....	2002, 04-05
98	Mohamed, Mike (LB) — California.....	2015
25	Molden, Alex (CB) — Oregon.....	1996-2000
97	Monroe, Dermius (DE) — Virginia Tech.....	2002
77	Montgomery, Marv (T) — Southern California.....	1976-77
24	Montgomery, Monty (S) — Houston.....	2004
88	Montgomery II, Ty (WR/RB) — Stanford.....	2020-21
74	Moore, Doug (DE) — Whittier.....	1971-72
74	Moore, Derland (DT) — Oklahoma.....	1973-85
95	Moore, Eric (DE) — Florida State.....	2006

ALL-TIME ROSTER

32	Moore, Jerald (RB) — Oklahoma.....	2000	96	Parker, Steve (DE) — Idaho	1980
25	Moore, Jerry (S) — Arkansas.....	1973-74	6	Parkey, Cody (K) — Auburn	2021
16	Moore, Lance (WR) — Toledo.....	2005-13	83	Parks, Dave (TE) — Texas Tech.....	1968-72
21	Moore, Reynaud (CB) — UCLA.....	1971	58	Parry, David (DT) — Stanford.....	2017
24	Moore, Sterling (CB) — Southern Methodist.....	2016-17	17	Partridge, Rick (P) — Utah.....	1979
73	Mooring, John (T) — Tampa.....	1974	80	Pathon, Jerome (WR) — Washington.....	2002-04
13	Morgan, Joseph (WR) — Walsh	2012, 2014-15	32	Patrick, Johnny (CB) — Louisville.....	2011-12
57	Morgan, Mike (LB) — Louisiana State.....	1969-70	81	Patten, David (WR) — Western Carolina.....	2007-08
77	Morris, Chris (T) — Indiana.....	1975	88	Pattison, Mark (WR) — Washington.....	1987-88
76	Morrison, Don (T) — Texas-Arlington.....	1971-77	51	Paul, Whitney (LB) — Colorado.....	1982-85
35	Morse, Bobby (FB) — Michigan State.....	1989-91	75	Peat, Andrus (T/G) — Stanford.....	2015
6	Morstead, Thomas (P) — Southern Methodist.....	2009-20	53	Pelluer, Scott (LB) — Washington State.....	1981-85
30	Morton, Chad (RB) — Southern California.....	2000	71	Perot, Peley (G) — Northwestern State.....	1985
99	Muhammad, Abdul-Quadin (DE) — Miami (Fla.).....	2017	80	Perrinan, Brett (WR) — Miami (Fla.).....	1988-90
42	Muncie, Chuck (RB) — California.....	1976-80	39	Perry, Darren (S) — Penn State.....	2000
31	Murphy, Jerome (CB) — South Florida.....	2012	32	Perry, Vernon (S) — Jackson State.....	1983
69	Murphy, Kyle (T) — Stanford.....	2021	33	Perry, Wilmont (RB) — Livingstone.....	1998-99
23	Murphy, Marcus (RB/RS) — Missouri.....	2015-16	28	Peterson, Adrian (RB) — Oklahoma.....	2017
28	Murray, Latavius (RB) — Central Florida.....	2019-20	79	Petitti, Rob (T) — Pittsburgh.....	2006
22	Muster, Brad (FB) — Stanford.....	1993-94	45	Petry, Stan (CB) — Texas Christian.....	1991
37	Myers, Tommy (S) — Syracuse.....	1972-81	34	Phillips, Jess (RB) — Michigan State.....	1973-74
55	Myles, DeShone (LB) — Nevada.....	2001	86	Phillips, John (TE) — Virginia.....	2016-17

N

65	Naeole, Chris (G) — Colorado.....	1997-01	76	Pietrzak, Jim (C) — Eastern Michigan.....	1979-84
55	Naime, Rob (LB) — Oregon.....	1981-83	35	Pittman, David (CB) — Northwestern State.....	2008
23, 22	Neal, Lorenzo (FB) — Fresno State.....	1993-96	75	Pittman, Julian (DT) — Florida State.....	1998
87, 68	Neal, Richard (DE) — Southern.....	1969-72, 78	22	Pitts, Elijah (RB) — Philander Smith.....	1970
36	Ned, Derrick (FB) — Grambling State.....	1993-95	85	Poage, Ray (TE) — Texas.....	1967-70
37	Nelson, Jerico (S) — Arkansas.....	2012	25	Poe, Johnmie (CB) — Missouri.....	1981-87
67	Nesbit, Jamar (G/T) — South Carolina.....	2004-09	82	Pollard, Bob (DE) — Weber State.....	1971-77
24	Nevett, Elijah (CB) — Clark Atlanta.....	1967-70	83	Poole, Keith (WR) — Arizona State.....	1997-2000
64	Newkirk, Robert (DE) — Michigan State.....	1999	88	Poole, Nate (WR) — Marshall.....	2005
41	Newland, Bob (WR) — Oregon.....	1971-74	70	Port, Chris (G/T) — Duke.....	1991-95
30	Newman, Anthony (S) — Oregon.....	1995-97	59	Porter, Rufus (LB) — Southern.....	1995-96
78	Newman, Patrick (WR) — Utah State.....	1991-93	22	Porter, Tracy (CB) — Indiana.....	2008-11
86	Newsome, Billy (DE) — Grambling State.....	1973-74	40	Powell, Marvin (FB) — Southern California.....	1999
31	Newsome, Richard (S) — Michigan State.....	2001	56	Powell, Ronald (OLB) — Florida.....	2014
77	Newton, Derek (T) — Arkansas State.....	2018	33	Preece, Steve (DB) — Oregon State.....	1969
38	Nicholson, Calvin (CB) — Oregon State.....	1989-91	46	Prentice, Adam (RB) — North Carolina.....	2021-
77	Nicks, Carl (G) — Nebraska.....	2008-11	90	Pressley, DeMario (DT) — South Carolina State.....	2009
93, 79	Ninkovich, Rob (DE) — Purdue.....	2006, 2008	75	Price, Elex (DT) — Alcorn State.....	1973-80
11	Ninowski, Jim (QB) — Michigan State.....	1969	70	Price, Marcus (T) — Louisiana State.....	2000-01
33	Norris, Moran (FB) — Kansas.....	2001-02	31	Prisleau, Pierson (S) — Virginia Tech.....	2009-10
60	Novitsky, Craig (C/T) — UCLA.....	1994-96	23	Proff, Joe (RB) — Louisiana-Monroe.....	1973
13	Nussmeier, Doug (QB) — Idaho.....	1994-97	65	Prudhomme, Remi (G/C) — Louisiana State.....	1971-72
36	Nyvall, Vic (RB) — Northwestern State.....	1970	37	Pugh, Jordan (S) — Texas A&M.....	2013

O

2	O'Neal, Ken (TE) — Oklahoma State.....	1987
10	O'Neal, Steve (P) — Texas A&M.....	1973
14	O'Sullivan, J.T. (QB) — Cal-Davis.....	2002-04
29	Ogden, Ray (WR) — Alabama.....	1967
86	Ojo, Onome (WR) — Cal-Davis.....	2001
57	Okafor, Alex (DE) — Texas.....	2017-18
65	Ola, Michael (T) — Hampton.....	2018-19
28	Oldham, Chris (S) — Oregon.....	2000-01
70, 69	Olsen, Eric (G/C) — Notre Dame.....	2011-12, 2014
60	Orameh, Patrick (G/T) — Michigan.....	2019
93	Onyemata, David (DT) — Manitoba (Canada).....	2016-5
45	Oporun, Toben (FB) — Kansas.....	2015
86	Ortega, Buck (TE) — Miami (Fla.).....	2008-09
30	Ortiz, Ricky (FB) — Oregon State.....	2019
35	Otis, Jim (RB) — Ohio State.....	1970
66	Oubre, Louis (G) — Oklahoma.....	1982-84
49	Owens, Artie (WR) — West Virginia.....	1980
30	Owens, Chris (CB) — San Jose State.....	2015
72	Owens, Joe (DE) — Alcorn State.....	1971-75
86	Owens, John (TE) — Notre Dame.....	2006-07
83	Owens, Tinker (WR) — Oklahoma.....	1976, 78-80
28	Ozigo, Devine (RB) — Nebraska.....	2021

P

35	Pahukoa, Shane (S) — Washington.....	1995
4	Pakulak, Glenn (P) — Kentucky.....	2008
3	Palko, Tyler (QB) — Pittsburgh.....	2007
52	Palmer, Dick (LB) — Kentucky.....	1972-73
75	Palmer, Emile (DT) — Syracuse.....	1996
42, 88	Parker, Joel (WR) — Florida.....	1974-75, 77

R

47	Rackley, David (DB) — Texas Southern.....	1985
71	Ramczyk, Ryan (T) — Wisconsin.....	2017-
21	Ramsley, Nate (S) — Indiana.....	1973
16	Ramsey, Steve (QB) — North Texas.....	1970
98	Rankins, Sheldon (DT) — Louisville.....	2016-20
86	Rasby, Walter (TE) — Wake Forest.....	2003
66	Rasley, Rocky (G) — Oregon State.....	1974
22	Ray, Ricky (CB) — Norfolk State.....	1979-80
21	Reaves, Ken (CB) — Norfolk State.....	1974
56	Rebowe, Rusty (LB) — Nicholls State.....	1978
58	Reddick, Kevin (LB) — North Carolina.....	2013
56	Redd, Glen (LB) — Brigham Young.....	1981, 83-86
82	Reed, Jake (WR) — Grambling State.....	2000, 02
60	Reese, Don (DE) — Jackson State.....	1978-80
39	Reis, Chris (S) — Georgia Tech.....	2007-10
62	Reiter, Austin (C) — South Florida.....	2021
75	Rengel, Mike (DT) — Hawaii.....	1969
76	Reyes, Tutan (T) — Mississippi.....	2000-02
84	Rhem, Steve (WR) — Minnesota.....	1994-95
1	Ricardo, Benny (K) — San Diego State.....	1980-81
55	Rice, Floyd (LB) — Alcorn State.....	1978
78	Richardson, Bobby (DE) — Indiana.....	2015
56	Richardson, Jay (OLB) — Ohio State.....	2013
75	Richey, Mike (T) — North Carolina.....	1970
84	Riley, Preston (WR) — Memphis.....	1973
66, 68	Riley, Victor (T) — Auburn.....	2002-04
70	Ringo, Christian (DT) — Louisiana.....	2021
14	Riordan, Tim (QB) — Temple.....	1987
17	Rissmiller, Ray (T) — Georgia.....	1967
82	Rivers, Marcellus (TE) — Oklahoma State.....	2006
97	Roach, Malcolm (DL) — Texas.....	2020-
83	Roaches, Carl (KR) — Texas A&M.....	1985

ALL-TIME ROSTER

31	Taylor, Jim (RB) — Louisiana State.....	1967	83	Walker, Dwight (WR) — Nicholls State.....	1987
29	Taylor, Keith (S) — Illinois.....	1992-93	78	Walker, Jeff (G) — Memphis.....	1988-89
77	Taylor, Mike (T) — Southern California.....	1969-70	80	Walker, Mike (DE) — Tulane.....	1971
65	Tennant, Matt (C/G) — Boston College.....	2010-11	75, 97	Walker, Tyrann (DT/DE) — Tulsa.....	2012-14, 2018
51	Te'o, Manti (LB) — Notre Dame.....	2017-19	85	Walls, Wesley (TE) — Mississippi.....	1994-95
78	Terrell, Daryl (T) — Southern Mississippi.....	1999-2001	4	Walsh, Steve (QB) — Miami (Fla.).....	1990-93
50	Terry, Corey (LB) — Tennessee.....	2000	21	Ward, Carl (S) — Michigan.....	1969
86	Thaxton, James (TE) — Tennessee State.....	1976-77	72	Ward, Chris (T) — Ohio State.....	1984
35	Thezezie, Robenson (S) — Auburn.....	2016	58	Ward, Phillip (LB) — UCLA.....	2000
28	Thomas, Anthony (RB) — Michigan.....	2005	67	Warford, Larry (G) — Kentucky.....	2017-19
23	Thomas, Charlie (KR) — Tennessee State.....	1975	98	Warner, Ron (LB) — Kansas.....	1998
85	Thomas, Curtland (WR) — Missouri.....	1987	73	Warren, Frank (DE) — Auburn.....	1981-89, 91-94
85	Thomas, David (TE) — Texas.....	2009-12	42	Warren, Pierre (S) — Jacksonville State.....	2014
22	Thomas, Fred (CB) — Tennessee-Martin.....	2000-07	55	Washington, Dave (LB) — Alcorn State.....	1980
79	Thomas, Henry (G) — Texas State.....	1987	27, 24	Washington, Dwayne (TE) — Washington.....	2018
99	Thomas, Hollis (DT) — Northern Illinois.....	2006-08	26	Washington, Mickey (CB) — Texas A&M.....	1997
89	Thomas, Joe (WR) — Mississippi Valley State.....	1987	59	Waters, Anthony (LB) — Clemson.....	2009-10
33	Thomas, Joey (CB) — Montana State.....	2005	88	Waters, Mike (TE) — San Diego State.....	1987
14	Thomas, Levon (WR) — Georgia Tech.....	2005	82	Watson, Benjamin (TE) — Georgia.....	2013-15, 2018
13	Thomas, Michael (WR) — Ohio State.....	2016-20	55	Watson, Courtney (LB) — Notre Dame.....	2004-05
23	Thomas, Pierre (RB) — Illinois.....	2007-14	67	Watson, John (T) — Oklahoma.....	1977-79
17	Thomas, Speedy (WR) — Utah.....	1973-74	61	Watson, Mike (T) — Miami (Ohio).....	1977
89	Thompson, Aundra (WR) — Texas A&M-Commerce.....	1981-82	49	Wattelet, Frank (S) — Kansas State.....	1981-87
37	Thompson, Bennie (S) — Grambling.....	1989-91	44	Waymer, Dave (DB) — Notre Dame.....	1980-89
27	Thompson, Bobby (S) — Arizona.....	1969	42, 24	Weary, Fred (CB) — Florida.....	1998-2001
32	Thompson, Bryce (DB) — Tennessee.....	2021	7	Weatherford, Steve (P) — Illinois.....	2006-08
65	Thompson, Dave (T) — Clemson.....	1974-75	85	Weatherspoon, Cephus (WR) — Fort Lewis College.....	1972
96	Thorp, Don (DT) — Illinois.....	1984	28	Webb, B. W. (CB) — William & Mary.....	2016
76	Throckmorton, Calvin (OL) — Oregon.....	2021-	56	Weissenhofer, Ron (LB) — Notre Dame.....	1987
33	Thurman, Junior (DB) — Southern California.....	1987	42	Welch, Claxton (RB) — Oregon.....	1970
82	Tice, John (TE) — Maryland.....	1983-92	54	Wendryhoski, Joe (C) — Illinois.....	1967-68
74	Tilleman, Mike (DT) — Montana.....	1967-70	20	Werner, Pete (LB) — Ohio State.....	2021-
71	Tillman, Faddie (DB) — Boise State.....	1972	91	Westbrooks, Ethan (DT) — West Texas A&M.....	2021
11, 14	Todd, Richard (QB) — Alabama.....	1984-85	60	Westbrooks, Greg (LB) — Colorado.....	1975-77
54	Toles, Alvin (LB) — Tennessee.....	1985-88	84	Wheatley, Austin (TE) — Iowa.....	2000
11	Tolliver, Billy Joe (QB) — Texas Tech.....	1998-2000	39	Wheelwright, Ernie (RB) — Southern Illinois.....	1967-70
63	Tom, Cameron (C) — Southern Mississippi.....	2017-18, 2020	86	Whitaker, Creston (WR) — North Texas.....	1972
90	Tomich, Jared (DE) — Nebraska.....	1997-2000	24	White, Corey (CB/S) — Samford.....	2012-14
88	Toon, Nick (WR) — Wisconsin.....	2013-14	17	White, Kevin (WR) — West Virginia.....	2021-
24	Torrence, Leigh (CB) — Stanford.....	2008-11	79	White, Mitch (T) — Oregon State.....	2001
32	Toussaint, Darrell (DB) — Northwestern State.....	1987	98	Whitehead, Willie (DE/DT) — Auburn.....	1999-2006
71	Townes, Willie (DE) — Tulsa.....	1970	23	Whitsett, Dave (CB) — Indiana.....	1967-69
65	Traplo, Steve (G) — Boston College.....	1987-90, 92	59	Whittingham, Fred (LB) — Cal Poly San Luis Obispo.....	1967-68
82	Traulman, Adam (TE) — Dayton.....	2020	23	Whittle, Ricky (RB) — Oregon.....	1996
31	Trufant, Desmond (CB) — Washington.....	2021	66	Wickert, Tom (G) — Washington State.....	1975-76
57	Trusnik, Jason (LB) — Ohio Northern.....	2016	49	Wicks, Bob (WR) — Utah State.....	1974
54	Tubbs, Winfred (LB) — Texas.....	1994-97	47	Wilcox, Josh (TE) — Oregon.....	1998-99
58	Tuipala, Joe (LB) — San Diego State.....	1999	99	Wilkinson, Jimmy (DL) — Oklahoma.....	2010
26	Tullis, Willie (CB) — Troy State.....	1985-86	94	Wilks, Jim (DE/DT) — San Diego State.....	1981-93
68	Turley, Kyle (G/T) — San Diego State.....	1998-2002	82	Williams, Boo (TE) — Arkansas.....	2001-04
97	Turnbull, Renaldo (DE/LB) — West Virginia.....	1990-96	51	Williams, Brian (LB) — Southern California.....	2001
88	Turner, Floyd (WR) — Northwestern State.....	1989-93	88	Williams, Brooks (TE) — North Carolina.....	1978-81
78	Turner, Landon (OL) — North Carolina.....	2016	61	Williams, Del (G) — Florida State.....	1967-73
78	Turner, Landon (OL) — North Carolina.....	2016	90	Williams, James (LB) — Mississippi State.....	1990-94
98	Turner, Payton (DE) — Houston.....	2021-	24	Williams, Joe (RB) — Wyoming.....	1972
96	Tuttle, Sky (DT) — Tennessee.....	2019-	45	Williams, John (FB) — Wisconsin.....	1986
89	Twynner, Gunnard (WR) — Western Illinois.....	1997	27	Williams, Jonathan (RB) — Arkansas.....	2017-18
42	Tyler, Toussaint (RB) — Washington.....	1981-82	93	Williams, Kevin (DT) — Oklahoma State.....	2015

U

62	Uhlenhake, Jeff (C) — Ohio State.....	1994-95
60	Unger, Max (C) — Oregon.....	2015-18

V

32	Vaccaro, Kenny (S) — Texas.....	2013-17
35	Van Wagner, Jim (FB) — Michigan Tech.....	1978
52	Vanderbunt, Skip (LB) — Oregon State.....	1978
86	Vander Laan, Jason (TE) — Ferris State.....	2019
38	Vandersee, Phil (LB) — Massachusetts.....	1967
81	Vannett, Nick (TE) — Ohio State.....	2021-
79	Verdon, Jimmy (DE) — Arizona State.....	2005
66	Verstegen, Mike (G) — Wisconsin.....	1995-97
51	Velma, Jonathan (LB) — Miami (Fla.).....	2008-13
62	Virgil, Lawrence (NT) — Valdosta State.....	2014

W

30	Wade, Trevin (CB) — Arizona.....	2013
70	Wagner, Terrence (C) — Sacramento State.....	2003
87	Wainright, Frank (TE) — Northern Colorado.....	1991-93

83	Walker, Dwight (WR) — Nicholls State.....	1987
78	Walker, Jeff (G) — Memphis.....	1988-89
80	Walker, Mike (DE) — Tulane.....	1971
75, 97	Walker, Tyrann (DT/DE) — Tulsa.....	2012-14, 2018
85	Walls, Wesley (TE) — Mississippi.....	1994-95
4	Walsh, Steve (QB) — Miami (Fla.).....	1990-93
21	Ward, Carl (S) — Michigan.....	1969
72	Ward, Chris (T) — Ohio State.....	1984
58	Ward, Phillip (LB) — UCLA.....	2000
67	Warford, Larry (G) — Kentucky.....	2017-19
98	Warner, Ron (LB) — Kansas.....	1998
73	Warren, Frank (DE) — Auburn.....	1981-89, 91-94
42	Warren, Pierre (S) — Jacksonville State.....	2014
55	Washington, Dave (LB) — Alcorn State.....	1980
27, 24	Washington, Dwayne (TE) — Washington.....	2018
26	Washington, Mickey (CB) — Texas A&M.....	1997
59	Waters, Anthony (LB) — Clemson.....	2009-10
88	Waters, Mike (TE) — San Diego State.....	1987
82	Watson, Benjamin (TE) — Georgia.....	2013-15, 2018
55	Watson, Courtney (LB) — Notre Dame.....	2004-05
67	Watson, John (T) — Oklahoma.....	1977-79
61	Watson, Mike (T) — Miami (Ohio).....	1977
49	Wattelet, Frank (S) — Kansas State.....	1981-87
44	Waymer, Dave (DB) — Notre Dame.....	1980-89
42, 24	Weary, Fred (CB) — Florida.....	1998-2001
7	Weatherford, Steve (P) — Illinois.....	2006-08
85	Weatherspoon, Cephus (WR) — Fort Lewis College.....	1972
28	Webb, B. W. (CB) — William & Mary.....	2016
56	Weissenhofer, Ron (LB) — Notre Dame.....	1987
42	Welch, Claxton (RB) — Oregon.....	1970
54	Wendryhoski, Joe (C) — Illinois.....	1967-68
20	Werner, Pete (LB) — Ohio State.....	2021-
91	Westbrooks, Ethan (DT) — West Texas A&M.....	2021
60	Westbrooks, Greg (LB) — Colorado.....	1975-77
84	Wheatley, Austin (TE) — Iowa.....	2000
39	Wheelwright, Ernie (RB) — Southern Illinois.....	1967-70
86	Whitaker, Creston (WR) — North Texas.....	1972
24	White, Corey (CB/S) — Samford.....	2012-14
17	White, Kevin (WR) — West Virginia.....	2021-
79	White, Mitch (T) — Oregon State.....	2001
98	Whitehead, Willie (DE/DT) — Auburn.....	1999-2006
23	Whitsett, Dave (CB) — Indiana.....	1967-69
59	Whittingham, Fred (LB) — Cal Poly San Luis Obispo.....	1967-68
23	Whittle, Ricky (RB) — Oregon.....	1996
66	Wickert, Tom (G) — Washington State.....	1975-76
49	Wicks, Bob (WR) — Utah State.....	1974
47	Wilcox, Josh (TE) — Oregon.....	1998-99
99	Wilkinson, Jimmy (DL) — Oklahoma.....	2010
94	Wilks, Jim (DE/DT) — San Diego State.....	1981-93
82	Williams, Boo (TE) — Arkansas.....	2001-04
51	Williams, Brian (LB) — Southern California.....	2001
88	Williams, Brooks (TE) — North Carolina.....	1978-81
61	Williams, Del (G) — Florida State.....	1967-73
90	Williams, James (LB) — Mississippi State.....	1990-94
24	Williams, Joe (RB) — Wyoming.....	1972
45	Williams, John (FB) — Wisconsin.....	1986
27	Williams, Jonathan (RB) — Arkansas.....	2017-18
93	Williams, Kevin (DT) — Oklahoma State.....	2015
66	Williams, Larry (G) — Notre Dame.....	1991
96	Williams, Melvin (DE) — Kansas State.....	2003-04
43	Williams, Marcus (S) — Utah.....	2017-21
25, 26	Williams, P. J. (CB) — Florida State.....	2016-
69	Williams, Ralph (G) — Southern.....	1985-86
86	Williams, Richard (WR) — Abilene Christian.....	1974
34	Williams, Ricky (RB) — Texas.....	1999-2001
21	Williams, Robert (CB) — North Carolina.....	1999
63	Williams, Wally (G) — Florida A&M.....	1999-2002
65	Williams, Willie (T) — Louisiana State.....	1994
63	Willis, Donald (G) — North Carolina A&T.....	1995-97
89	Willis, Len (WR) — Ohio State.....	1977
67	Willis, Ray (T) — Florida State.....	2011
4	Wilmsmeyer, Klaus (P) — Louisville.....	1995-96
18	Wilson, Dave (QB) — Illinois.....	1981, 83-89
24	Wilson, Kyle (CB) — Boise State.....	2015
95	Wilson, Martez (LB/DE) — Illinois.....	2011-13
42, 24	Wilson, Jerry (CB) — Southern.....	2001-02
42	Wilson, Ray (S) — New Mexico.....	1994
80	Wilson, Robert (WR) — Florida A&M.....	2000-01
45	Wilson, Tim (FB) — Maryland.....	1983-84
79, 92	Wilson, Troy (DE) — Pittsburg State.....	1998-99
18	Wilson, Wade (QB) — Texas A&M-Commerce.....	1993-94
30	Wilson, Wayne (FB) — Shepherd.....	1979-86
71	Winans, Jeff (DT) — Southern California.....	1976

ALL-TIME ROSTER

80	Winslow, Doug (WR) — Drake.....	1973
9	Winslow, George (P) — Villanova.....	1989
92	Winston, DeMond (LB) — Vanderbilt.....	1990, 92-94
18	Winston Jr., Easop (WR) — Washington State.....	2021-
2	Winston, Jameis (QB) — Florida State.....	2020-
86	Wolf, Ethan (TE) — Tennessee.....	2021
65	Woods, Robert (T) — Tennessee State.....	1977-80
47	Woodson, Marv (S) — Indiana.....	1969
34	Word, Barry (RB) — Virginia.....	1987-88
7	Wuerffel, Danny (QB) — Florida.....	1997-99
23	Wyatt, Doug (S) — Tulsa.....	1970-72
43, 35	Wynn, DeShawn (RB) — Florida.....	2010
98	Wynn, Renaldo (DT/DE) — Notre Dame.....	2007

Y

1	Yepremian, Garo (K) — None.....	1979
65	Young, Bob (G) — Howard Payne.....	1981
66	Young, Brian (DT) — UTEP.....	2004-08
93	Young, Kevin (DE) — Utah State.....	1987

89	Young, Tyrone (WR) — Florida.....	1983-84
67	Young, Landon (T) — Kentucky.....	2021-
38, 28	Young, Usama (CB/S) — Kent State.....	2007-10
20	Youngblood, George (S) — Los Angeles State.....	1967-68

Z

79	Zanders, Emanuel (G) — Jackson State.....	1974-80
34	Zellers, Ray (FB) — Notre Dame.....	1995-98
35	Zenner, Zach (RB) — South Dakota State.....	2019
69	Zettel, Anthony (DE) — Penn State.....	2020



ALL-TIME NUMERICAL ROSTER

0

Obert Logan (S)..... 1967

00

Ken Burrough (WR)..... 1970

1

Gary Yepremian (K)..... 1979
 Benny Ricardo (K)..... 1980-81
 Martin Gramatica (K)..... 2007-08
 Marquez Callaway (WR)..... 2021-

2

Chip Lohmiller (K)..... 1995
 Aaron Brooks (QB)..... 2000-05
 Olindo Mare (K)..... 2007
 John Kasay (K)..... 2011
 Zach Hocker (K)..... 2015
 Jameis Winston (QB)..... 2020-

3

Skip Butler (K)..... 1971
 John Leyboldt (K)..... 1978
 Bobby Hebert (QB)..... 1985-89, 91-92
 Mark Royals (P)..... 1997-98
 John Carney (K)..... 2001-06, 09-10
 Tyler Palko (QB)..... 2007
 Joey Harrington (QB)..... 2008
 Shayne Graham (K)..... 2013-14
 Matt Flynn (QB)..... 2015
 Wil Lutz (K)..... 2016-20

4

Mike Cofer (K)..... 1987
 SteveWalsh (QB)..... 1990-93
 Klaus Wilmsmeyer (P)..... 1995-96
 Toby Gowin (P)..... 2000-02
 Todd Bouman (QB)..... 2003-05
 Billy Cundiff (K)..... 2006
 Glenn Pakulak (P)..... 2008
 Sean Canfield (QB)..... 2010-11
 Ryan Griffin (QB)..... 2013-14
 Brandon Fields (P)..... 2015
 Blake Gillikin (P)..... 2021-

5

Florian Kempf (K)..... 1987
 Heath Shuler (QB)..... 1997-98
 Adrian McPherson (QB)..... 2005
 Taylor Mehlhaff (K)..... 2008
 Garrett Hartley (K)..... 2008-13
 Kai Forbath (K)..... 2015
 Joe Callahan (QB)..... 2016
 Teddy Bridgewater (QB)..... 2018-19
 Kwon Alexander (LB)..... 2021

6

Tommy Barnhardt (P)..... 1987, 89-94, 99
 Dirk Johnson (P)..... 2002
 Thomas Morstead (P)..... 2009-20
 Aldrick Rosas (K)..... 2021
 Cody Parkey (K)..... 2021
 Brian Johnson (K)..... 2021
 Blake Bortles (QB)..... 2021

7

Toni Linhart (K)..... 1972
 Guy Benjamin (QB)..... 1980
 Morten Andersen (K)..... 1982-94
 Danny Wuerffel (QB)..... 1997-99
 Steve Weatherford (P)..... 2006-08
 Ben Graham (P)..... 2008
 Luke McCown (QB)..... 2013-16
 Taysom Hill (QB)..... 2017-

8

Archie Manning (QB)..... 1971-75, 77-82

9

Happy Feller (K)..... 1972-73
 George Winslow (P)..... 1989
 Tommy Kramer (QB)..... 1990
 Jake Delhomme (QB)..... 1998-99
 Drew Brees (QB)..... 2006-20

10

Charlie Durkee (K)..... 1967-68, 71-72
 Julian Fagan (P)..... 1970-72
 Steve O'Neal (P)..... 1973
 Bobby Douglass (QB)..... 1976-77
 Tom Jurich (K)..... 1978
 Steve Mike-Mayer (K)..... 1978
 Brian Hansen (P)..... 1984-88
 Tommy Barnhardt (P)..... 1987, 89-94
 Cary Blanchard (K)..... 1992
 Doug Brien (K)..... 1995-2000
 Jamie Martin (QB)..... 2006-07
 Skyler Green (WR)..... 2008
 Chase Daniel (QB)..... 2009-12
 Brandin Cooks (WR)..... 2014-16
 Chase Daniel (QB)..... 2017
 TreQuan Smith (WR)..... 2018-

11

Ronnie South (QB)..... 1968
 Jim Ninowski (QB)..... 1969
 Bivian Lee (CB)..... 1971-75
 Ed Burns (QB)..... 1978-80
 Richard Todd (QB)..... 1984
 John Fourcade (QB)..... 1987-90
 Billy Joe Tolliver (QB)..... 1988-2000
 Jason Fife (QB)..... 2006
 Mark Brunell (QB)..... 2008-09
 Corey Fuller (WR)..... 2016
 Tommylee Lewis (WR)..... 2017-18
 Deonte Harty (WR/RS)..... 2019-

12

Tom McNeill (P)..... 1967-69
 Bobby Scott (QB)..... 1973-82
 Babe Laufenberg (QB)..... 1986
 Kevin Ingram (QB)..... 1987
 Billy Joe Hobert (QB)..... 1997-99
 Jake Delhomme (QB)..... 2000-02
 Marques Colston (WR)..... 2006-15
 Marquez Callaway (WR)..... 2020
 Kenny Stills (WR)..... 2021

13

Larry Cipa (QB)..... 1974-75
 McCleskey, J.J. (WR/S)..... 1993
 Doug Nussmeier (QB)..... 1994-97
 Kerry Collins (QB)..... 1998
 Rod Harper (WR)..... 2009
 Joseph Morgan (WR)..... 2012, 2014-15
 Michael Thomas (WR)..... 2016-20

14

Karl Sweetan (QB)..... 1968
 Edd Hargett (QB)..... 1969-72
 Russell Erxleben (K/P)..... 1979-83
 Richard Todd (QB)..... 1985
 Tim Riordan (QB)..... 1987
 Tom Hodson (QB)..... 1995-96
 J.T. O'Sullivan (QB)..... 2002-04
 Levon Thomas (WR)..... 2005
 Andy Tanner (WR)..... 2013
 Tommylee Lewis (WR)..... 2020
 Mark Ingram II (QB)..... 2021-

15

Gary Cuzzo (QB)..... 1967

Charlie Durkee (K)..... 1967-68, 71-72
 Bob Davis (QB)..... 1973
 Donnie Gibbs (P)..... 1974
 Rich Szaro (K)..... 1975-78
 Toni Fritsch (K)..... 1982
 Courtney Roby (WR)..... 2008-12
 Seantavius Jones (WR)..... 2014-15
 Brandon Tate (WR)..... 2018
 Brandon Marshall (WR)..... 2018
 Simmie Cobbs Jr. (WR)..... 2018
 Trevor Siemian (QB)..... 2020-21

16

Bo Burrell (S)..... 1967-69
 Steve Ramsey (QB)..... 1970
 Ken Stabler (QB)..... 1982-84
 Tom Blanchard (P)..... 1974-78
 Mike Buck (QB)..... 1990-93
 Lance Moore (WR)..... 2005-13
 Brandon Coleman (WR)..... 2014-17
 Bennie Fowler III (WR)..... 2020-20
 Ian Book (QB)..... 2021-

17

Billy Kilmer (QB)..... 1967-70
 Rick Partridge (P)..... 1979
 Speedy Thomas (WR)..... 1973-74
 Jim Everett (QB)..... 1994-96
 Mitch Berger (P)..... 2003-05
 Greg Camanillo (WR)..... 2012
 Robert Meachem (WR)..... 2007-11, 13-14
 T.J. Graham (WR)..... 2015
 Emmanuel Sanders (WR)..... 2020
 Kevin White (WR)..... 2021-

18

Hugo Hollas (S)..... 1970-72
 Dave Wilson (QB)..... 1981, 83-89
 Wade Wilson (QB)..... 1993-94
 Terry Gueess (WR)..... 1996
 Jeff Blake (QB)..... 2000-01
 Phil McGeoghan (WR)..... 2003
 Terrance Copper (WR)..... 2006-08
 Seaimin Hakim (WR)..... 2012
 Jalen Saunders (WR)..... 2014
 Garrett Grayson (QB)..... 2015
 Keith Kirkwood (WR)..... 2018-19
 Jake Kumerow (WR)..... 2020
 Eason Winston Jr. (WR)..... 2021-

19

Gary Wood (QB)..... 1967
 Tom Dempsey (K)..... 1969-70
 Bill McClair (K)..... 1973-75
 Guido Merkens (QB/WR/DB)..... 1980-85
 Brett Bech (WR)..... 1996
 Alonzo Johnson (WR)..... 1998
 Charlie Jones (WR)..... 2000
 Devery Henderson (WR)..... 2004-12
 Jake Lampanan (WR)..... 2016
 Ted Ginn Jr. (WR)..... 2017-19
 Brett Maher (K)..... 2021

20

George Youngblood (S)..... 1967-68
 Delles Howell (CB)..... 1970-72
 John Wood (DE)..... 1973
 Eric Felton (CB)..... 1978-80
 Russell Gary (S)..... 1981-86
 John Sutton (CB)..... 1987
 Othello Henderson (S)..... 1993-94
 Derek Brown (RB)..... 1995-96
 Earl Little (CB)..... 1998
 Terry Allen (WR)..... 2000
 Jay Bellamy (S)..... 2001-07
 Randall Gay (CB)..... 2008-10
 Joique Bell (RB)..... 2011
 A.J. Davis (CB)..... 2012
 Brian Dixon (CB)..... 2014-16
 Ken Crawley (CB)..... 2017-19
 Janoris Jenkins (CB)..... 2019-20
 Pete Werner (LB)..... 2021-

ALL-TIME NUMERICAL ROSTER



21

John Douglas (CB)	1967-68
Carl Ward (S)	1969
Joe Scarpatti (DB)	1970
Reynaud Moore (CB)	1971
Nate Ramsey (S)	1973
Ken Reeves (CB)	1974
Greg Boyd (S)	1974
David Gray (DB)	1979
John Krimm (S)	1982
Earl Johnson (CB)	1985
Dalton Hilliard (RB)	1987-93
Derek Brown (RB)	1993-94
Eric Allen (CB)	1995-97
Earl Little (CB)	1999
Robert Williams (CB)	1999
Steve Israel (CB)	2001
Dale Carter (CB)	2002-03
Jason Craft (CB)	2004-08
Terrence Holt (S)	2008
Mike Bell (RB)	2009
Julius Jones (RB)	2010
Keenan Lewis (CB)	2015
De'vante Harris (CB)	2016-17
Patrick Robinson (CB)	2011-14, 2018-20
Bradley Roby (CB)	2021-

22

Charlie Brown (RB)	1967-68
Gary Lewis (RB)	1970
Elijah Pitts (RB)	1970
D'Artagnan Martin (CB)	1971
Howard Stevens (RB)	1973-74
Benny Johnson (CB)	1976
Ricky Ray (CB)	1979-80
Tyrone Anthony (RB)	1984-85
Van James (CB)	1986-88
Derrick Taylor (S)	1987
Michael Mayes (CB)	1989
Gill Fenerty (RB)	1990-91
Brad Muster (FB)	1993-94
Lorenzo Neal (FB)	1995-96
Tyrone Drakeford (CB)	1998-99
Fred Thomas (CB)	2000-07
Tracy Porter (CB)	2008-11
Mark Ingram II (RB)	2013-18
C.J. Gardner-Johnson (DB)	2019-

23

Dave Whitsell (CB)	1967-69
Doug Wyatt (S)	1970-72
Joe Profit (RB)	1973
Charlie Thomas (KR)	1975
Craig Cassady (DB)	1977
James Marshall (DB)	1980
Buford Jordan (FB)	1986-92
Lorenzo Neal (FB)	1993-94
Ricky Whittle (RB)	1996
Chris Hewitt (S)	1997-99
Kevin Mathis (CB)	2000-01
Victor Green (S)	2003
Fred Booker (CB)	2005
Omar Stoutmire (S)	2006
Pierre Thomas (RB)	2007-14
Marcus Murphy (RB/RS)	2015-16
Marshall Lattimore (CB)	2017-

24

Elijah Nevett (CB)	1967-70
Margene Adkins (WR)	1972
Joe Williams (RB)	1972
Johnny Fuller (S)	1973-75
Clarence Chapman (CB)	1976-80
Marvin Lewis (RB)	1982
Terry Hoage (DB)	1984-85
Scott Woerner (DB)	1987
Milton Mack (CB)	1987-91
Derek Brown (RB)	1993
Mario Bates (RB)	1994-97
Rob Kelly (S)	1998
Fred Weary (CB)	1999-2001
Monty Montgomery (S)	2004
Dwight Smith (S)	2005

Bryan Scott (S)	2006
Chris Barclay (RB)	2007
Leigh Torrence (CB)	2008-11
Corey White (CB/S)	2012-14
Kyle Wilson (CB)	2015
Sterling Moore (CB)	2016-17
Vonn Bell (S)	2018-19
Dwayne Washington (RB)	2020-

25

Jerry Simmons (WR)	1967
Al Dodd (WR)	1969-71
Jerry Moore (S)	1973-74
Leon McQuay (RB)	1976
Wade Bosarge (DB)	1977
Johnnie Poe (CB)	1981-87
Fred McAfee (RB)	1991-93, 2001-05
Alex Molden (CB)	1996-2000
Reggie Bush (RB)	2006-10
Rafael Bush (S)	2012-15, 17
P.J. Williams (CB)	2016
Mike Gillislee (RB)	2018
Eli Apple (CB)	2018-19
Ken Crawley (CB)	2020-21

26

Jimmy Heidel (S)	1967
Joe Don Looney (RB)	1969
Richard Harvey, Sr. (DB)	1971
Steve Rogers (RB)	1975
Jimmy Stewart (S)	1977
Jitter Fields (PR)	1984
Willie Tullis (CB)	1985-86
Stacey Dawsey (WR)	1987
Vince Buck (DB)	1990-95
Mickey Washington (CB)	1997
Lamar Smith (RB)	1999
Corey Harris (CB)	2000
Fred McAfee (RB)	2000
Deuce McAllister (RB)	2001-09
P.J. Williams (CB)	2017-

27

Walt Roberts (WR)	1967
Bobby Thompson (S)	1969
Rod McNeill (RB)	1974-75
Ray Brown (S)	1978-80
Greg Sternick (CB)	1983
Antonio Gibson (S)	1986-99, 92
Reginald Jones (CB)	1991-94
Selwyn Jones (CB)	1994
Vashone Adams (S)	1997
Rob Kelly (S)	2002
Ken Irvin (CB)	2002
James Fenderson (RB)	2002-03
Aaron Stecker (RB)	2004-08
Edwin Baker (RB)	2014
Damian Swann (CB)	2015
Jonathan Williams (RB)	2017-18
Dwayne Washington (RB)	2018-19
Malcolm Jenkins (CB/S)	2009-13, 20-21

28

Ross Fichtner (S)	1968
Don Shy (RB)	1969
James Ford (RB)	1971-72
Alvin Maxson (RB)	1974-76
Bill Hurley (DB)	1982-83
Greg Harding (DB)	1984
Gene Atkins (S)	1987-93
Derrick Hoskins (S)	1996
Troy Davis (RB)	1997-99
Chris Oldham (S)	2000-01
Curtis Keaton (RB)	2002
Deveron Harper (DB)	2003-04
Sideeq Shabazz (S)	2005
Anthony Thomas (RB)	2005
DeJuan Groce (CB)	2006
Usama Young (CB/S)	2008-10
Mark Ingram II (RB)	2011-12
Keenan Lewis (CB)	2013-14
C.J. Spiller (RB)	2015-16
B.W. Webb (CB)	2016

Adrian Peterson (RB)	2017
Latavius Murray (RB)	2019-20
Devine Ozigbo (RB)	2021-

29

Ray Ogden (WR)	1967
Gene Howard (CB)	1968-70
Billie Hayes (CB)	1972
Maurice Spencer (CB)	1974-76, 78
Rodney Lewis (CB)	1982-84
Reggie Sutton (CB)	1987-88
Undra Johnson (RB)	1989
Vencie Glenn (S)	1991
Keith Taylor (S)	1992-93
Vinnie Clark (CB)	1994
Mark McMillian (CB)	1996
Sammy Knight (S)	1997-2002
Keyuo Craver (CB)	2003
Josh Bullocks (S)	2005-08
Chris McAlister (CB)	2009
Marcus McCauley (CB)	2009
Herana-Daze Jones (S)	2009
Chris Ivory (RB)	2010-12
Khiry Robinson (RB)	2013-15
John Kuhn (FB)	2016-17
Kurt Coleman (S)	2018
Johnson Bademosi (CB)	2019
Paulson Adebode (CB)	2021-

30

Les Kelley (RB)	1967-69
Bob Shaw (WR)	1970
Bill Harris (RB)	1971
Ernie Jackson (CB)	1972-77
Wayne Wilson (FB)	1979-86
Vincent Alexander (FB)	1987
Cedric Smith (FB)	1991
Anthony Newman (S)	1995-97
Je'Rod Cherry (DB)	1998-99
Chad Morton (RB)	2000
Fred McAfee (RB)	2006
Lynell Hamilton (RB)	2008-09
Trevin Wade (CB)	2013
Don Jones (S)	2015
Akeem Davis (S)	2015
Chris Owens (CB)	2015
Erik Harris (DB)	2016
Dexter McDougle (DB)	2017
Ricky Ortiz (FB)	2019
Grant Haley (CB)	2020

31

Jim Taylor (RB)	1967
Richard Newsome (S)	2001
Aaron Glenn (CB)	2008
Pierson Prieleau (S)	2009-10
Jerome Murphy (CB)	2012
Chris Carr (CB)	2013
Terrence Frederick (CB)	2013
Jarius Byrd (S)	2014-16
Chris Branjo (S)	2017-18
Desmond Trufant (CB)	2021

32

Tom Barrington (RB)	1967-70
Lincoln Minor (RB)	1973
Jim DeRatt (DB)	1975
Kim Jones (FB)	1976-79
Scott Stauch (RB)	1981
Vernon Perry (S)	1983
Darrell Toussaint (DB)	1987
Paul Frazier (RB)	1989
Mark Lee (CB)	1991
Vaughn Dunbar (RB)	1992, 94-95
Earnest Hunter (RB)	1996
Aaron Craver (RB)	1998-99
Jerald Moore (RB)	2000
Ki-Jana Carter (RB)	2003-04
Antowain Smith (RB)	2005
Jabari Greer (CB)	2009
Johnny Patrick (CB)	2011-12
Kenny Vaccaro (S)	2013-17
T.J. Green (S)	2019



ALL-TIME NUMERICAL ROSTER

Michael Burton (FB) 2020
 Bryce Thompson (DB) 2021

33

Randy Schultz (RB) 1967-68
 Steve Preece (DB) 1969
 Mike Strachan (RB) 1975-80
 Kevin Gray (DB) 1982
 Junior Thurman (DB) 1987
 Ernest Spears (S) 1990
 Tyrone Hughes (CB) 1993-96
 Rob Kelly (S) 1997
 Wilmont Perry (RB) 1998-99
 Moran Norris (FB) 2001-02
 Ashley Ambrose (CB) 2003-04
 Jesse Chatman (RB) 2005
 Joey Thomas (CB) 2005
 Keith Joseph (RB) 2006
 Olaniyi Sobomehin (FB) 2008
 Jabari Greer (CB) 2010-13
 Stanley Jean-Baptiste (CB) 2014
 Jamarca Sanford (S) 2015
 Trey Edmunds (RB) 2017
 Saquan Hampton (DB) 2019

34

Tony Lorick (RB) 1968-69
 Carlos Bell (TE) 1971
 Jess Phillips (RB) 1973-74
 Tony Galbreath (RB) 1976-80
 Bobby Johnson (DB) 1983-84, 86
 Jeff Rodenberger (FB) 1987
 Barry Word (RB) 1987-88
 Craig Hayward (RB) 1989-92
 Ray Zellars (FB) 1995-98
 Ricky Williams (RB) 1999-2001
 Tebucky Jones (S) 2003-04
 Mike McKenzie (CB) 2005-09
 Patrick Robinson (CB) 2010
 Tim Hightower (RB) 2015-16
 Justin Hardee (DB) 2017-20
 Tony Jones Jr. (RB) 2021-

35

Ted Davis (LB) 1967-69
 Jim Otis (RB) 1970
 Bob Gresham (RB) 1971-72
 Henry Matthews (RB) 1973
 Jim Van Wagner (FB) 1978
 Earl Campbell (RB) 1984-85
 Bobby Morse (FB) 1989-91
 Shane Pehukoa (S) 1995
 Reggie Howard (CB) 2000
 Chris Canty (CB) 2000
 Fakhir Brown (CB) 2002-05
 Jamaal Branch (RB) 2006-07
 David Pittman (CB) 2008
 Michael Lehan (CB) 2008
 DeShawn Wynn (RB) 2010
 Korey Hall (FB) 2011
 Austin Johnson (FB) 2014-15
 Robenson Therazie (S) 2016
 Zach Zenner (RB) 2019
 Keivarae Russell (DB) 2021

36

Don McCall (RB) 1967-68, 70
 Dick Davis (RB) 1970
 Vic Nyval (RB) 1970
 Don Burchfield (TE) 1971
 Bob Brown (TE) 1972-73
 Andrew Jones (RB) 1975-76
 Greg Boykin (RB) 1977
 Ruben Mayes (RB) 1986-88, 90
 Stanford Jennings (RB) 1991
 Derrick Ned (FB) 1993-95
 Lamar Smith (RB) 1998, 2003
 Corey Harris (CB) 1999
 Michael Hawthorne (CB) 2000-02
 Cory McIntyre (RB) 2006
 Darian Barnes (FB) 2008
 Kyle Eckel (FB) 2009

Marcus Maille (FB) 2009
 Marcus Ball (S) 2014
 Daniel Lasco (RB) 2016-17
 D. J. Swearinger Sr. (DB) 2019-20
 Jordan Miller (DB) 2021-

37

Steve Stonebreaker (LB) 1967-68
 Tommy Myers (S) 1972-81
 Mel Gray (RB) 1986-88
 Bennie Thompson (S) 1989-91
 Jimmy Spencer (CB) 1992-95
 Je Rod Cherry (S) 1996-97
 Chad Cota (S) 1998
 Dino Philyaw (RB) 1999
 Todd Franz (S) 2000
 Steve Gleason (S) 2000-06
 Matt Giordano (S) 2010
 Jerico Nelson (S) 2012
 Eric Frampton (S) 2013
 Jordan Pugh (S) 2013
 Terrence Frederick (CB) 2014
 Sammy Seamster (CB) 2015
 Tony Carter (CB) 2015
 Chris Banjo (S) 2016
 Arthur Maulet (CB) 2017-18
 Tony Jones Jr. (RB) 2020

38

Phil Vandersea (LB) 1967
 Tony Baker (RB) 1968-71
 Bill Butler (RB) 1972-74
 George Rogers (HB) 1981-84
 Calvin Nicholson (CB) 1989-91
 Donovan Greer (CB) 1997
 Usama Young (CB) 2007
 Greg Fassitt (CB) 2009
 Rod Sweeting (CB) 2013
 Jamarca Sanford (S) 2014
 Kenny Phillips (S) 2015
 Travis Cadet (RB) 2015-16
 Jeff Heath (DB) 2021

39

Ernie Wheelwright (RB) 1967-70
 Odell Lawson (RB) 1973-74
 Morris LaGrand (RB) 1975
 Brett Maxie (S) 1985-93
 Carl Lee (DB) 1994
 John Covington (S) 1995
 Darren Perry (S) 2000
 Curtis Deloatch (CB) 2006
 Chris Reis (S) 2007-10
 Travis Cadet (RB) 2012-14
 Brandon Browner (CB) 2015
 Taveze Calhoun (CB) 2016
 Demetri Goodson (CB) 2018

40

Earl Gros (RB) 1970
 Hoyle Granger (RB) 1971
 Terry Schmidt (CB) 1974-75
 Jim Marsalis (S) 1977
 Greg Knaflc (TE) 1983
 Dalton Hilliard (RB) 1986
 Michael Adams (DB) 1987-88
 Robert Massey (CB) 1989-90
 Wes Bender (FB) 1997
 Marvin Powell (FB) 1999
 Brian Milne (FB) 2000
 Mel Mitchell (S) 2002, 04-05
 Mike Bell (RB) 2008
 Jonathan Amaya (S) 2011
 Chris Carr (CB) 2013
 Brian Leonard (RB) 2014
 Delvin Breaux (CB) 2015-16

41

John Gilliam (WR) 1967-68, 77
 Bob Newland (WR) 1971-74
 Jimmy Rogers (RB) 1980-84

Toi Cook (CB) 1987-93
 William Strong (CB) 1995-96
 Tim Carter (CB) 2001
 Erik Long (FB) 2004
 Roman Harper (S) 2006-13, 16
 Alvin Kamara (RB) 2017-

42

John Gilliam (WR) 1967-68, 1977
 Claxton Welch (RB) 1970
 Jim Strong (RB) 1971-72
 Joel Parker (WR) 1974-75
 Chuck Muncie (RB) 1976-80
 Toussaint Tyler (RB) 1981-82
 Dana McLemore (DB) 1986
 Ray Wilson (S) 1994
 Fred Weary (CB) 1998
 Willie Clay (S) 1999
 Jerry Wilson (CB) 2001-02
 Jason David (CB) 2007-08
 Darren Sharper (S) 2009-10
 Isa Abdul Quddus (S) 2011-13
 Pierre Warren (S) 2014
 James Anderson (LB) 2015
 Travis Feeney (LB) 2016
 Zach Line (FB) 2017-19
 Chase Hansen (LB) 2020-21

43

Dicky Lyons (S) 1970
 Dave Copay (LB) 1971
 Larry Butler (RB) 1980
 Bobby Fowler (FB) 1984-85
 Garland Jean Batiste (FB) 1987
 Kim Phillips (CB) 1989
 Tyrone Legette (CB) 1992-95
 Ashley Ambrose (CB) 1999
 Keyuo Craver (CB) 2002-03
 Mike McKenzie (CB) 2004
 Kevin Kaesviharn (S) 2007-08
 DeShawn Wynn (RB) 2010
 Darren Sproles (RB) 2011-13
 Vinnie Sunseri (S) 2014
 Marcus Williams (S) 2017-21

44

George Rose (CB) 1967
 Olie Cordill (P) 1969
 Mike Fink (CB) 1973
 Chris Farasopoulos (S) 1974
 Chuck Crist (S) 1975-77
 Dave Waymer (DB) 1980-89
 J.J. McCleskey (WR/S) 1984-86
 Fred McCrary (FB) 1987
 Rob Kelly (S) 1999
 Terrelle Smith (FB) 2000-03
 Mike Kamey (FB) 2004-08
 Heath Evans (FB) 2009
 Elbert Mack (CB) 2012
 Hau'oli Kikaha (LB/DE) 2015, 2017

45

Jimmy Jordan (RB) 1967
 Elbert Kimbrough (S) 1968
 Arthur Green (RB) 1972
 Pete Athas (S) 1976
 Jack Holmes (RB) 1978-82
 Time Wilson (FB) 1983-84
 John Williams (FB) 1986
 Nate Johnson (RB) 1987
 Craig Hayward (RB) 1988
 Stan Petry (CB) 1991
 Israel Byrd (CB) 1993-95
 Jed Collins (FB) 2011-13
 Toben Opurum (FB) 2015
 Garrett Griffin (TE) 2017-18, 2020-21

46

Danny Abramowicz (WR) 1967-73
 Jim Keamey (S) 1976
 Hokie Gajan (FB) 1982-85

ALL-TIME NUMERICAL ROSTER

Sean Lumpkin (S)..... 1992-96
 Kendall Gammon (LS)..... 1998
 Ladell Betts (RB)..... 2010
 Ken Crawley (CB)..... 2016
 Adam Prentice (RB)..... 2021-

47

Bruce Cortez (CB)..... 1967
 Marv Woodson (S)..... 1969
 Bill Dusenbery (RB)..... 1970
 Virgil Robinson (RB)..... 1971-72
 Jack DeGrenier (RB)..... 1974
 Mike Spivey (CB)..... 1980-81
 Cliff Austin (RB)..... 1983
 David Rackley (DB)..... 1985
 Dwight Beverly (RB)..... 1987
 Cedric Mack (CB)..... 1992-93
 Travis Davis (S)..... 1995
 Greg Jackson (S)..... 1996
 Josh Wilcox (TE)..... 1998-99
 Kevin Houser (LB)..... 2000-08
 Jake Ingram (LS)..... 2010
 Justin Drescher (LS)..... 2010-16
 Alex Anzalone (LB)..... 2017-20

48

Andy Livingston (RB)..... 1969-70
 Don Schwartz (S)..... 1978-80
 James Fenderson (RB)..... 2002
 David Sloan (TE)..... 2003
 Vonta Leach (FB)..... 2006
 Kendall Hunter (RB)..... 2015
 Yonn Bell (S)..... 2016-17
 J.T. Gray (DB)..... 2018-

49

Major Hazelton (DB)..... 1970
 Bob Wicks (WR)..... 1974
 Ralph McGill (S)..... 1978-79
 Artie Owens (WR)..... 1980
 Frank Wattietel (S)..... 1981-87
 Tommie Stowers (TE)..... 1992-93
 K.C. Asioduo (LB)..... 2010
 Shloh Keo (S)..... 2016
 Zach Wood (LS)..... 2017-

50

Jake Kupp (G)..... 1967-75
 Ken Bordonel (LB)..... 1976-77, 79-82
 Jack Del Rio (LB)..... 1985-86
 Philip James (C)..... 1987
 John Johnson (LB)..... 1995
 Ink Aleaga (LB)..... 1997
 Kevin Mitchell (LB)..... 1998-99
 Corey Terry (LB)..... 2000
 Phil Clarke (LB)..... 2001
 James Allen (LB)..... 2002-05
 Marvin Mitchell (LB)..... 2007-10
 Olin Kreutz (C)..... 2011
 Curtis Lofton (LB)..... 2012-14
 Stephone Anthony (LB)..... 2015-17
 Gerald Hodges (LB)..... 2017
 Ray Ray Armstrong (LB)..... 2019
 Andrew Dowell (LB)..... 2020-

51

Jim Fraser (P)..... 1968
 Bill Saul (LB)..... 1969
 John Didion (LB/C)..... 1971-74
 Sylvester Croom (C)..... 1975
 Rusty Chambers (LB)..... 1975-76
 Warren Capone (LB)..... 1976
 Ron Crosby (LB)..... 1978
 Stan Holloway (LB)..... 1980
 Whitney Paul (LB)..... 1982-85
 Sam Mills (LB)..... 1986-94
 Larry McCoy (LB)..... 1987
 Ron Childs (LB)..... 1995
 Derrick Barnes (LB)..... 1997
 Phil Clarke (LB)..... 1999-2000
 Brian Williams (LB)..... 2001
 Bryan Cox (LB)..... 2002

Terrence Melton (LB)..... 2004-06
 Brian Simmons (LB)..... 2007
 Jonathan Vilma (LB)..... 2008-13
 Manti Te'o (LB)..... 2017-19
 Cesar Ruiz (G/G)..... 2020-

52

Frank Emanuel (LB)..... 1970
 Harry Jacobs (LB)..... 1970
 John Huard (LB)..... 1971
 Dick Palmer (LB)..... 1972-73
 Mike Lemon (LB)..... 1975
 Skip Vanderbunt (LB)..... 1978
 Jim Kovach (LB)..... 1979-85
 Brian Forde (LB)..... 1988-91
 Mike Stonebreaker (LB)..... 1994
 Richard Harvey, Jr. (LB)..... 1995-97
 Vinson Smith (LB)..... 1998-99
 Sedrick Hodge (LB)..... 2001-05
 Jeff Faine (C)..... 2006-07
 Jonathan Casillas (LB)..... 2009, 11-12
 Kevin Reddick (ILB)..... 2013
 Todd Davis (LB)..... 2014
 Moise Fokou (ILB)..... 2014
 Craig Robertson (LB)..... 2016-20
 Montravious Adams (DT)..... 2021
 Braxton Hoyett (DT)..... 2021

53

Dave Simmons (LB)..... 1967
 Dick Absher (LB)..... 1969-71
 Billy Hobbs (LB)..... 1972
 Rick Kingree (LB)..... 1973-77
 Tommy Hart (DE)..... 1980
 Sammy Green (LB)..... 1980
 Scott Pelluer (LB)..... 1981-85
 Vaughan Johnson (LB)..... 1986-93
 Keith Fourcade (LB)..... 1987
 Don Davis (LB)..... 1996-98
 Dontia Jones (LB)..... 2000
 Roger Knight (LB)..... 2001-04
 T.J. Slaughter (LB)..... 2005
 Mark Simoneau (LB)..... 2006-08
 Stanley Amoux (LB)..... 2010
 Ramon Humber (LB)..... 2011-15
 James Laurinaitis (LB)..... 2016
 A.J. Klein (LB)..... 2017-19
 Zack Baun (LB)..... 2020-

54

Joe Wendryhoski (C)..... 1967-68
 Tom Rousel (LB)..... 1971-72
 Dale Lindsey (LB)..... 1973
 Dick Middleton (LB)..... 1974-75
 Pat Hughes (LB)..... 1977-79
 Paul Ryzczak (C)..... 1981
 Ed Simonini (LB)..... 1982
 Alvin Toles (LB)..... 1985-88
 Bill Rose (LB)..... 1987
 Winfred Tubbs (LB)..... 1994-97
 Ink Aleaga (LB)..... 1998-99
 Darin Smith (LB)..... 2000-04
 Danny Clark (LB)..... 2006
 Troy Evans (LB)..... 2007-09
 Ramon Humber (LB)..... 2010
 Will Herring (LB)..... 2011-13
 Jo-Lonn Dunbar (LB)..... 2015
 Nate Stupar (LB)..... 2016-17
 Kyo Alonso (LB)..... 2019
 Winton McManis (LB)..... 2021
 Justin March (LB)..... 2021

55

Jackie Burkett (LB)..... 1967-70
 Jim Flanigan (LB)..... 1971
 Tom Stincio (LB)..... 1972
 Bob Crech (LB)..... 1973
 Don Coleman (LB)..... 1974-75
 Floyd Rice (LB)..... 1978
 Dave Washington (LB)..... 1980
 Rob Nairne (LB)..... 1981-83
 Joe Kohlbrand (LB)..... 1985-89

Joe DeForest (LB)..... 1987
 Scott Ross (LB)..... 1991
 Reggie Freeman (LB)..... 1993
 Mark Fields (LB)..... 1995-2000
 DeShone Myles (LB)..... 2001
 Travis Carroll (LB)..... 2002
 Courtney Watson (LB)..... 2004-05
 Donn Fujita (LB)..... 2006-09
 Danny Clark (LB)..... 2010
 Barrett Ruud (LB)..... 2012
 Keyunta Dawson (OLB)..... 2013
 Jonathan Goodwin (C)..... 2014
 Darryl Tapp (DE)..... 2016
 Jonathan Freemy (LB)..... 2017
 Kaden Elliss (LB)..... 2019-

56

Jim Ferguson (LB)..... 1968
 Hap Farber (LB)..... 1970
 Willie Hall (LB)..... 1972-73
 Lee Gross (C)..... 1975-77
 Rusty Rebowe (LB)..... 1978
 Reggie Mathis (LB)..... 1979-80
 Dennis Winston (LB)..... 1982-85
 Pat Swilling (LB)..... 1986-92
 Ron Weissenhofer (LB)..... 1987
 Ernest Dixon (LB)..... 1994-97
 Chris Bordano (LB)..... 1998-99
 Charlie Clemons (LB)..... 2000-02
 Orlando Ruff (LB)..... 2003-04
 Alfred Fincher (LB)..... 2005-07
 Jo-Lonn Dunbar (LB)..... 2008-11
 Jay Richardson (OLB)..... 2013
 Ronald Powell (OLB)..... 2014
 Gerald Hodges (LB)..... 2017
 Michael Mauti (LB)..... 2015-17
 Demario Davis (LB)..... 2018-

57

Mike Morgan (LB)..... 1969-70
 Jim Merlo (LB)..... 1973-74, 76-79
 Larry Coombs (C)..... 1980
 Rickey Jackson (LB)..... 1981-93
 Curtis Holden (LB)..... 2001
 Colby Bowkowitz (LB)..... 2004-05
 Jason Kyle (LS)..... 2009-10
 David Hawthorne (LB)..... 2012-15
 Chris McCain (LB)..... 2016
 Jason Trusnik (LB)..... 2016-18
 Alex Okator (DE)..... 2017-18
 Noah Spence (DE)..... 2019
 Jaylyn Holmes (DE)..... 2021

58

Eli Strand (G)..... 1967
 Joe Federspiel (LB)..... 1972-80
 Glen Redd (LB)..... 1981, 83-86
 Scott Leach (LB)..... 1987
 Darion Conner (LB)..... 1994
 Brian Jones (LB)..... 1995-96, 98
 Joe Tuipala (LB)..... 1999
 Phillip Ward (LB)..... 2000
 Jonathan Jackson (LB)..... 2001
 J.R. Johnson (LB)..... 2002
 Cie Grant (LB)..... 2003-04
 Scott Shanle (LB)..... 2006-12
 Kyle Knox (LB)..... 2013-14
 Obum Gwacham (DE)..... 2015-16
 David Parry (DT)..... 2017
 Kasim Edebali (DE)..... 2017
 Stephone Anthony (LB)..... 2019
 Kwon Alexander (LB)..... 2020

59

Fred Whittingham (LB)..... 1967-68
 Wayne Colman (LB)..... 1969-74, 76
 Chuck Evans (LB)..... 1980-81
 Chris Martin (LB)..... 1983
 James Campen (C/G)..... 1987-88
 Rufus Porter (LB)..... 1995-96
 Keith Mitchell (LB)..... 1997-2001
 J.J. Jones (LB)..... 2002
 Derrick Rodgers (LB)..... 2003-04



HISTORY



ALL-TIME NUMERICAL ROSTER

Ronald McKinnon (LB) 2005
 Matt McCoy (LB) 2007
 Anthony Waters (LB) 2009-10
 Nate Bussey (LB) 2011
 Rufus Johnson (OLB) 2013
 Jerry Franklin (ILB) 2014
 Dannel Eilerbe (LB) 2015-16
 Ben Heeney (LB) 2017
 Sharief Finch (LB) 2021

60

Brian Schweda (DE) 1967-68
 Doug Sutherland (G) 1970
 Carl Cunningham (LB) 1971
 Greg Westbrook (LB) 1975-77
 Don Reese (DE) 1978-80
 Steve Kortie (C) 1983-90
 Derek Kennard (G) 1991-93
 Craig Novitsky (C/T) 1994-96
 Kendall Gammon (C) 1997
 Robert Hunt (G) 1999
 Ben Archibald (T) 2005
 Tearius George (DE) 2008
 Nick Leckey (C) 2009
 Brian de la Puente (C) 2011-13
 Max Unger (C) 2015-18
 Patrick Omahne (G/T) 2019

61

Del Williams (G) 1967-73
 Mike Watson (T) 1977
 Sam Adams (G) 1981
 Joel Hilgenberg (C/G) 1984-93
 Greg Loberg (G/T) 1987
 Ed King (G) 1995-97
 Montreae Holland (G) 2003-06
 Josh LeRibeus (G) 2017-18

62

Ross Gwinn (G) 1968
 John Hill (C) 1975-84
 Brad Leggett (C) 1990-91
 Jay Hilgenberg (C) 1993
 Jeff Uhlenhake (C) 1994-95
 Kendall Gammon (C) 1996
 Jerry Fontenot (C) 1997-2003
 Lawrence Virgil (NT) 2014
 Nick Easton (G/C) 2019-20
 Austin Reiter (C) 2021

63

Roy Schmidt (G) 1967-68
 Norman Davis (G) 1969
 Steve Baumgartner (DE) 1973-77
 Barry Bennett (DE) 1978-81
 Roger Finnie (T) 1979
 Brad Edelman (G) 1982-89
 Karl Dunbar (DE) 1993
 Donald Willis (G) 1995-97
 Wally Williams (G/C) 1999-2002
 Chad Setterstrom (G) 2004-05
 Cameron Tom (C) 2017-18, 20

64

Ray Hester (LB) 1971-73
 Andy Maurer (G) 1974
 Dave Lafary (T) 1977-85
 Ted Elliott (DT) 1987
 Scott Adams (G) 1994
 Robert Newkirk (DE) 1999
 Kendyl Jaox (G/C) 2002-05
 Zach Strief (T) 2006-17
 Will Clapp (G/G) 2018-21

65

Tom Carr (DE) 1968
 Remi Prudhomme (G/C) 1971-72
 Dave Thompson (T) 1974-75
 Robert Woods (T) 1977-80
 Bob Young (G) 1981

David Carter (C) 1984-85
 Adam Schreiber (G) 1985
 Steve Trapilo (G) 1987-90-92
 Willie Williams (T) 1994
 Chris Naeole (G) 1997-2001
 LeCharles Bentley (G/C) 2002-05
 Andy Alleman (G) 2007
 Matt Tennant (G/C) 2010-11
 Ricky Henry (G) 2012
 Senio Kelemete (C/G) 2014-17
 Michael Ola (T/G) 2018
 Caleb Benenoch (T/G) 2021

66

Bill Cody (LB) 1967-70
 Royce Smith (G) 1972-73
 Rocky Rasley (G) 1974
 Tom Wickert (G) 1975-76
 David Knowles (T) 1977
 Conrad Dobler (G) 1978-79
 Louis Oubre (G) 1982-84
 Chuck Commiskey (G) 1986-88
 Larry Williams (G) 1991
 Mike Versteeg (G) 1995-97
 Victor Riley (T) 2002
 Brian Young (DT) 2004-08
 Ben Grubbs (G) 2012-14
 Ryan Seymour (G) 2015
 Jack Allen (OL) 2016
 Forrest Lamp (OL) 2021-

67

George Harvey (G) 1967
 John Shinner (G) 1969-71
 Bob Kuziel (C) 1972
 Phil LaPorta (T) 1974-75
 John Watson (T) 1977-79
 Stan Brock (T) 1980-92
 Andy McCollum (G) 1994-98
 Bubba Miller (C) 2002
 Jamar Nesbit (G/T) 2004-09
 Ray Willis (T) 2011
 Nick Becton (T) 2014
 Larry Warford (G) 2017-19
 Landon Young (T) 2021-

68

Richard Neal (DE) 1969-72, 1978
 Wimpy Winther (C) 1972
 Terry Stieve (G) 1976-77
 Fred Sturt (G) 1978-81
 Pat Sandson (G) 1986
 Walter Housman (T/G) 1987
 Paul Jetton (G) 1992-93
 Alan Kline (T) 1994-95
 Kyle Turley (G/T) 1998-2002
 Victor Riley (T) 2003-04
 Mott Lehr (C/G) 2008
 William Robinson (T) 2012
 Tim Letto (G/C) 2013-16
 Derrick Kelly II (G/T) 2020

69

Oakley Dalton (DT) 1977
 Bill Filer (G) 1978
 Nat Hudson (G) 1981
 Ralph Williams (G) 1985-86
 Pat Swoopes (DT) 1987-89
 Les Miller (DT) 1991-94
 Tom Ackerman (C/G) 1996-2001
 P. J. Alexander (T) 2003
 McKinley Boykin (DT) 2007
 Anthony Hargrove (DL) 2009-10
 Eric Olsen (G/C) 2012, 2014
 Khalif Barnes (OL) 2016
 Anthony Zettel (DL) 2020
 Kyle Murphy (T) 2021

70

Sam Holden (T) 1971
 Craig Robinson (T) 1972-73

Dave Hubbard (T) 1977
 Mark Meseroll (T) 1978
 Jim Rourke (T) 1985
 Bill Contz (T) 1986-88
 Kevin Haverdink (T) 1989-91
 Chris Port (G/T) 1991-95
 Marcus Hamler (DE) 1998
 Marcus Price (T) 2000-01
 Jammal Brown (T) 2005-09
 William Robinson (T) 2011
 Eric Olsen (G) 2011
 Mitchell Loewen (DL) 2017-19
 Michael Ola (T/G) 2019
 Christian Ringo (DT) 2021

71

Dick Anderson (T) 1967
 Dave McCormick (T) 1967-68
 Willie Townes (DE) 1970
 Faddie Tillman (DT) 1972
 Paul Fersen (T) 1973-74
 Kurt Schumacher (G) 1975-77
 Jeff Winans (DT) 1976
 James Taylor (T) 1978-81
 Peley Perot (G) 1985
 Casey Merrill (DT) 1986
 Ken Kaplan (T) 1987
 Richard Cooper (T) 1990-95
 Fred Stokes (DE) 1996
 Ricky Siglar (T) 1997-98
 Spencer Folau (T) 2002-04
 Kendrick Clancy (DT) 2007-09
 Charles Brown (T) 2010-13
 Caleb Eulls (DT) 2015
 Ryan Ramczyk (T) 2017-

72

Earl Leggett (DT) 1967-68
 Don Talbert (T) 1969-70
 Joe Owens (DE) 1971-75
 Jeff Hart (T) 1976
 Mike Fultz (DT) 1977-80
 Leon Gray (T) 1982-83
 Chris Ward (T) 1984
 Jim Dombrowski (G/T) 1986-96
 Trezelle Jenkins (T) 1997
 Wayne Gandy (T) 2003-05
 Montaigne Stanley (DT) 2008
 Terron Armstead (T) 2013-21

73

Bill Sandeman (T) 1967
 Jerry Sturm (T/C) 1967-70
 Ray Jones (DB) 1973
 John Mooring (T) 1974
 Joe Campbell (DE) 1977-80
 Frank Warren (DE) 1981-89, 91-94
 Isaac Davis (G) 1997
 Jahri Evans (G) 2006-16
 Ethan Greenidge (T) 2019-20

74


Mike Tileman (DT) 1967-70
 Doug Mooers (DE) 1971-72
 Derland Moore (DT) 1973-85
 William Leach (G/T) 1987
 Ted Gregory (DT) 1988
 Kevin Haverdink (T) 1989-91
 Cecil Gray (T) 1993
 Herman Carroll (DE) 1994
 Clarence Jones (T) 1996-98
 Steve Sofres (T) 1999
 Scott Sanderson (G/T) 2001-02
 James Bushrod (T) 2007-12, 18
 Jermon Hurst (G/T) 2020-

75

Dave McCormick (T) 1967-68
 Mike Rengel (DT) 1969
 Mike Richey (T) 1970
 Mike Pringle (DE) 1972
 Elex Price (DT) 1973-80



ALL-TIME NUMERICAL ROSTER



Bruce Clark (DE) 1982-88
 Doug Marrone (G) 1989
 Baron Rollins (G) 1994
 Emile Palmer (DT) 1996
 Julian Pittman (DT) 1998
 Jermame Mayberry (G) 2005
 Mitch King (DT) 2011
 Tyrunn Walker (DT/DE) 2012-14
 Andrus Peat (T/G) 2015-

76

Dave Rowe (DT) 1967-70
 Don Morrison (T) 1971-77
 Kevin Hunt (T) 1978
 Jim Pietrzak (C) 1979-84
 Dwaine Board (DE) 1988
 Gene McGuire (C) 1992
 Rickie Shaw (T) 1993
 Jeff Davidson (T) 1994
 Keno Hills (T) 1996-99
 Tami Reyes (T) 2000-01
 Jonathan Goodwin (C) 2006-10
 Pat McQuistan (T) 2011
 Akiem Hicks (DT/DE) 2012-15
 Tony Hills (T) 2015-16
 Bryce Harris (T) 2017
 Tony McDaniel (DT) 2017
 Taylor Stallworth (DT) 2018
 Calvin Throckmorton (OL) 2021-

77

Ray Rissmiller (T) 1967
 Jim Boeke (T) 1968
 Mike Taylor (T) 1969-70
 Dan Goich (DT) 1971
 Carl Johnson (G) 1972-73
 Chris Morris (T) 1975
 Marv Montgomery (T) 1976-77
 Gary Anderson (G) 1978
 Jerry Boyarsky (DT) 1981
 Daren Gilbert (T) 1985-88
 William Roaf (T) 1993-2001
 Rodney Leisle (DT) 2004-06
 Carl Nicks (G) 2008-11
 Brodrick Bunkley (DT/NT) 2012-14
 Mike McGlynn (G) 2015
 John Fullington (OL) 2017
 Chaz Green (G/T) 2018
 Derek Newton (T) 2018
 James Carpenter (G) 2021

78

Jerry Jones (T) 1967-69
 Errol Linden (T) 1969-70
 Glen Ray Hines (T) 1971-72
 Billy Newsome (DE) 1973-74
 Elics Grooms (DE) 1975-81
 Kelvin Clark (G) 1982-85
 Shawn Knight (DE) 1987
 Jeff Walker (G) 1988-89
 Mike Keim (T) 1991
 Tom Backes (G) 1991
 Tom Roth (C/G) 1994
 Daryl Terrell (T) 1999-2001
 Jon Stinchcomb (T) 2003-04, 2006-10
 Bobby Richardson (DE) 2015
 Landon Turner (OL) 2016
 Bryce Harris (T) 2017
 Cornelius Lucas (T) 2018
 Erik McCoy (G/C) 2019-

79

Lou Cordleone (DT) 1967-68
 Clovis Swinney (DT) 1970
 Emanuel Zanders (G) 1974-80
 Chuck Slaughter (T) 1982
 Henry Thomas (G) 1987
 Glenn Derby (T) 1989-90
 Tony Epps (DT) 1995
 Troy Wilson (DE) 1998
 Mike Halapin (T) 1999
 Mitch White (T) 2001
 Jimmy Verdon (DE) 2005

Rob Pettiti (T) 2006
 Rob Ninkovich (DE) 2008
 Bryce Harris (T) 2012-14, 17
 John Greco (G) 2017
 Jordan Mills (T) 2021

80

Jim Garcia (DE) 1967
 Mike Walker (DE) 1971
 Doug Winslow (WR) 1973
 Sam Havrilak (WR) 1974
 Earl McCullough (WR) 1974
 Larry Burton (WR) 1975-77
 Gordon Banks (WR) 1980-81
 Lindsay Scott (WR) 1982-85
 Mike Miller (WR) 1985
 Malcolm Barnwell (WR) 1985
 Herbert Harris (WR) 1986-87
 Stacey Dawsey (WR) 1987
 Brett Perriman (WR) 1988-90
 Tynni Reyes (WR) 1991-92
 Marcus Dowdell (WR) 1992-93
 Tyrone Johnson (WR) 1994
 Haywood Jeffries (WR) 1996
 Daryl Hobbs (WR) 1997
 Alvin Harper (WR) 1997
 Tony Johnson (TE) 1998
 P.J. Franklin (WR) 1999
 Robert Wilson (WR) 2000-01
 Jerome Pathon (WR) 2002-04
 Shad Meier (TE) 2005
 Mark Campbell (TE) 2006-08
 Darnell Dinkins (TE) 2009
 Jimmy Graham (TE) 2010-14
 Austin Carr (WR) 2017-20
 Chris Hogan (WR) 2021
 Kawaan Baker (WR) 2021-

81

Doug Atkins (DE) 1967-69
 Jesse Anderson (TE) 1993
 Michael Haynes (WR) 1994-96
 Randall Hill (WR) 1997
 Scott Stutzker (TE) 1998
 Lawrence Dawsey (WR) 1999
 Lamont Hall (TE) 2000-02
 Zach Hilton (TE) 2003-04
 Az-Zahir Hakim (WR) 2005
 David Patten (WR) 2007-08
 Michael Higgins (TE) 2011-12
 Cameron Meredith (WR) 2018
 Krishawn Hogan (WR) 2019
 Nick Vannett (TE) 2021-

82

Johnny Brewer (LB) 1968-70
 Bob Pollard (DE) 1971-77
 Ike Harris (WR) 1978-81
 John Tice (TE) 1983-92
 Darren Gottschalk (TE) 1987
 Ken O'Neal (TE) 1987
 Irv Smith (TE) 1993-97
 Gadyr Ismail (WR) 1998
 Eddie Kennison (WR) 1999
 Andrew Glover (TE) 2000
 Boo Williams (TE) 2001-04
 Nate Lawrie (TE) 2005-06
 Marcellus Rivers (TE) 2006
 Eric Johnson (TE) 2007
 Coby Fleener (TE) 2016-17
 Benjamin Watson (TE) 2013-15, 18
 Adam Trautman (TE) 2020-

83

Vern Burke (TE) 1967
 Dave Parks (TE) 1968-72
 Len Garrett (TE) 1973-75
 Andy Hamilton (WR) 1975
 Tinker Owens (WR) 1976, 78-80
 Kenny Duckett (WR) 1982-85
 Carl Roaches (KR) 1985
 Kelvin Edwards (WR) 1986
 Dwight Walker (WR) 1987
 Cliff Benson (TE) 1987-88

Greg Scales (TE) 1988-91
 Torrance Small (WR) 1992-96
 Keith Poole (WR) 1997-2000
 Albert Connell (WR) 2001
 Johnny Mitchell (TE) 2001
 Donté Stallworth (WR) 2002-05
 Billy Miller (TE) 2006-08
 Willie Snead IV (WR) 2015-17
 Jwan Johnson (WR/TE) 2020-

84

Jim Hester (TE) 1967-69
 Lawrence Estes (DE) 1970-71
 Preston Riley (WR) 1973
 Paul Seall (TE) 1974-76
 Rich Mauti (WR) 1977-80, 82-83
 Junior Miller (TE) 1984
 Eric Martin (WR) 1985-93
 Steve Rhem (WR) 1994-95
 Eric Guilford (WR) 1997-98
 Scott Stutzker (TE) 1999
 Austin Wheatley (TE) 2000
 Michael Lewis (WR) 2001-06
 Tory Humphrey (TE) 2009-11
 Kenny Stills (WR) 2013-14
 Michael Hoomanawanui (TE) 2015, 17
 Lil'Jordan Humphrey (TE) 2019-21

85

Ray Poage (TE) 1967-70
 Cephus Weatherspoon (WR) 1972
 John Beasley (TE) 1973-74
 Henry Childs (TE) 1974-80
 Hoby Brenner (TE) 1981-93
 Curtland Thomas (WR) 1987
 Wesley Walls (TE) 1994-95
 Paul Green (TE) 1996
 Nicky Savoie (TE) 1997
 Cameron Cleeland (TE) 1998-99, 2001
 Ernie Conell (TE) 2003-06
 Ronnie Ghent (TE) 2007
 David Thomas (TE) 2009-12
 Dan Arnold (TE) 2018

86

Tom Hall (WR) 1967
 Dan Colchico (DE) 1969
 Creston Whitaker (WR) 1972
 Jubilee Dunbar (WR) 1973
 Dave Davis (WR) 1974
 Richard Williams (WR) 1974
 Melvin Baker (WR) 1975
 James Thaxton (WR) 1976-77
 Tom Donovon (TE) 1980
 Rich Caster (TE) 1981
 Rich Martini (WR) 1981
 Jeff Groth (WR) 1981-85
 Mike Jones (WR) 1986-87
 Cliff Benson (TE) 1987-88
 Victor Harrison (WR) 1987
 Rod Harris (WR) 1989
 Gerald Alphin (WR) 1990-91
 Patrick Newman (WR) 1991-93
 Louis Lips (WR) 1992
 Marcus Dowdell (WR) 1992-93
 Kirk Botkin (WR) 1994-95
 Tony Johnson (TE) 1996
 Gunnard Twynier (WR) 1997
 Sean Dawkins (WR) 1998
 Kendall Gammon (TE) 1999
 Jake Reed (WR) 2000, 02
 Onome Ojo (WR) 2001, 02
 Walter Rasby (TE) 2003
 Zach Hilton (TE) 2005
 John Owens (TE) 2006-07
 Buck Ortega (TE) 2008-09
 Chris Manherzt (TE) 2016
 John Phillips (TE) 2016-17
 Jason Vander Laan (TE) 2019
 Ethan Wolf (TE) 2021

87

Richard Neal (DE) 1969-72, 78

ALL-TIME NUMERICAL ROSTER

Monty Stickers (TE).....	1968
Mike Kelly (TE).....	1973
Don Hermann (WR).....	1975-77
Larry Hardy (TE).....	1978-85
Lonzell Hill (WR).....	1987-90
Malcolm Scott (TE).....	1987
Frank Wainright (TE).....	1991-93
Lee DeRamus (WR).....	1995-96
John Farquhar (TE).....	1997-98
Joe Horn (WR).....	2000-06
Adrian Arrington (WR).....	2009-11
Tommylee Lewis (WR).....	2016
Jared Cook (TE).....	2019-20

88

Ben Hart (S).....	1967
Dave Szymakowski (WR).....	1968
Fred Hyatt (WR).....	1973
Andy Dorris (DE).....	1973-76
Joel Parker (WR).....	1977
Brooks Williams (TE).....	1978-81
Don Bass (TE).....	1982
Eugene Goodlow (WR).....	1983-86
Mike Waters (TE).....	1987
Mark Pattison (WR).....	1987-88
Floyd Turner (WR).....	1989-93
Derrrell Mitchell (WR).....	1994
Hendrick Lusk (TE).....	1996
Andrew Hastings (WR).....	1997-99
Willie Jackson (WR).....	2000-01
David Sloan (TE).....	2002
Talman Gardner (WR).....	2003-04
Nate Poole (WR).....	2005
Jeremy Shockey (TE).....	2008-10
Nick Toon (WR).....	2013-14
RaShaun Allen (TE).....	2015
Ty Montgomery II (WR/RB).....	2020-21

89

Kent Kramer (TE).....	1967
Dave Long (DE).....	1968-72
Bert Askson (TE).....	1973
Gil Chapman (WR).....	1975
Len Willis (WR).....	1977
Wes Chandler (WR).....	1978-81
Aundra Thompson (WR).....	1981-82
Tyrone Young (WR).....	1983-84
Joe Thomas (WR).....	1987
Robert Clark (WR).....	1987-88
Mike Jones (WR).....	1989
Derrick Shepard (WR).....	1989
Quinn Early (WR).....	1991-95
Mercury Hayes (WR).....	1996-97
Brett Bech (WR).....	1997-99
Dave Stachelski (TE).....	2000-01
Wane McGarity (WR).....	2001
Derrick Lewis (WR).....	2002-03
Lamont Hall (TE).....	2004-05
Jamal Jones (WR).....	2006
Sean Ryan (TE).....	2008
John Gilmore (TE).....	2011
Daniel Graham (TE).....	2012
Josh Hill (TE).....	2013-20

90

Walter Johnson (LB).....	1989
James Williams (LB).....	1990-94
Israel Stanley (DE).....	1995
Jared Tomich (DE).....	1997-2000
Kenny Smith (DT).....	2001-04
DeMario Pressley (DT).....	2009
Turk McBride (DE).....	2011-12
Tavaris Barnes (DE).....	2015
Nick Fairley (DT).....	2016
George Johnson (DE).....	2017

Jay Bromley (DT).....	2018
Malcom Brown (DT).....	2019-20
Tanoh Kpassagnon (DE).....	2021-

91

Monte Bennett (DT).....	1981
Ken Marchiol (LB).....	1987
Robert "Pig" Goff (DT).....	1990-95
Brady Smith (DE).....	1996-99
Grady Jackson (DT).....	2002-03
Will Smith (DE).....	2004-12
Kasim Edeball (LB/DE).....	2014-16
Trey Hendrickson (DE).....	2017-20
Josiah Bronson (DT).....	2021
Ethan Westbrook (DT).....	2021

92

James Haynes (LB).....	1984-89
DeMond Winston (LB).....	1990, 92-94
Toddrick McIntosh (DE).....	1995
Darren Mickell (DE).....	1996-97
Ernest Jones (DE).....	1998
Troy Wilson (DE).....	1999
Marlin Chase (DT).....	2000-02
Henry Ford (DT).....	2003
Tony Bryant (DE).....	2003-05
Orien Harris (DT).....	2007
Remi Ayodele (DE).....	2008-10
Shaun Rogers (DT).....	2011
John Jenkins (DT).....	2013-16
John Hughes III (DT).....	2017
Marcus Davenport (DE).....	2018-

93

Gary Lewis (DT).....	1983
Kevin Young (DE).....	1987
Wayne Martin (DE/DT).....	1989-99
Darren Howard (DE).....	2000-05
Rob Ninkovich (DE).....	2006
Josh Savage (DE).....	2007
Bobby McCray (DE).....	2008-09
Junior Galette (DE/O LB).....	2010-14
Kevin Williams (DT).....	2015
David Onyemata (DT).....	2016-

94

Jim Wilks (DE/DT).....	1981-93
Joe Johnson (DE).....	1994-98, 2000-01
Charles Grant (DE).....	2002-09
Kawika Mitchell (DE).....	2010
Cameron Jordan (DE).....	2011-

95

Jonathan Dumbauld (DE).....	1986-88
Robert Brannon (DE).....	1987
Travis Davis (DT).....	1990
Ronnie Dixon (DT).....	1993
Ernest Jones (DE).....	1995
Austin Robbins (DT).....	1996-99
Marques Douglas (DE).....	2000
Howard Green (DT).....	2003-04
Cedric Woodard (DT).....	2005
Eric Moore (DE).....	2006
Trevor Johnson (DE).....	2006
Josh Savage (DE).....	2008
Rodney Lesile (DT).....	2009
Martez Wilson (LB/DE).....	2011-13
Brandon Deaderick (NT/DE).....	2014
Tyler Davison (DT).....	2015-18
Taylor Stallworth (DT).....	2019
Margus Hunt (DT).....	2020
Ryan Glasgow (DT).....	2020

Albert Huggins Jr. (DT).....	2021-
------------------------------	-------

96

Steve Parker (DE).....	1980
Don Thorp (DT).....	1984
Sheldon Andrus (DT).....	1986-87
Michael Simmons (DE).....	1989-90
Jeff Faulkner (DE).....	1993
Mark Gunn (DE).....	1994
Dameain Jeffries (DE).....	1995
Uhuru Hamiter (DT).....	1999
Melvin Williams (DE).....	2003-04
Antwan Lake (DE).....	2006-08
Paul Spicer (DE).....	2009
Alex Brown (DE).....	2010
Tom Johnson (DT/DE).....	2011-13
Kendall Langford (DL).....	2017
Woodrow Hamilton IV (DT).....	2017
Carl Granderson (DE).....	2019-

97

James Geathers (DE).....	1984-89
Renaldo Turnbull (DE/LB).....	1990-96
La'Roi Glover (DT).....	1997-2001
Dennis Monroe (DE).....	2002
Johnathan Sullivan (DT).....	2003-05
Michael Haynes (DE).....	2006
Josh Cooper (DE).....	2006-07
Alvin McKinley (DT).....	2008
Jeff Charleston (DE).....	2008-11
Glenn Foster (DE).....	2013-14
Phillip Hunt (DE).....	2015
Sam Barrington (LB).....	2016
Al-Quadin Muhammad (DE).....	2017
Tyrunn Walker (DT).....	2018
Mario Edwards Jr. (DL).....	2019
Malcolm Roach (DL).....	2020-

98

Reggie Lewis (DE).....	1982-84
Milford Hodge (DE).....	1986
Jim Hamner (LB).....	1994
Ron Warner (LB).....	1998
Willie Whitehead (DE/DT).....	1999-2006
Renaldo Wynn (DE/DT).....	2007
Sedrick Ellis (DT).....	2008-12
Parys Haralson (OLB).....	2013-14
Mike Mohamed (LB).....	2015
Sheldon Rankins (DT).....	2016-20
Payton Turner (DT).....	2021-

99

Tony Elliott (DT).....	1982-88
Joel Smeenge (DE/LB).....	1990-94
Pio Sagapolutele (DT).....	1995-96
Darren Mickell (DT).....	1997
Darren Mickell (DT).....	1999
Norman Hand (DT).....	2000-02
Kenderick Allen (DT).....	2003
Shaun Smith (DT).....	2004
Hollis Thomas (DT).....	2006-08
Jimmy Wilkerson (DL).....	2010
Aubrayo Franklin (DT).....	2011
Paul Kruger (DE).....	2016
Adam Bighill (LB).....	2017
Shy Tuttle (DT).....	2019-



JIM FINKS
PRESIDENT/GENERAL MANAGER

BORN: 8/31/27
COLLEGE: TULSA '49
PLAYER: 1949-55
GENERAL MANAGER: 1964-93
SAINTS PRESIDENT/GENERAL MANAGER: 1986-93
YEAR INDUCTED: 1995

On July 29, 1995, an illustrious career as a football administrator was capped when Jim Finks was inducted into the Pro Football Hall of Fame in Canton, Ohio. Finks' posthumous election to the Hall was the ultimate honor in a career full of significant accomplishments.

Finks was named president/general manager of the Saints on January 14, 1986 by Owner Tom Benson. As Benson's first major hire since purchasing the team in 1985, Finks brought with him a portfolio of success as a player, coach, scout and administrator that had spanned 37 years in sports.


Much like his prior stints as general manager with the Minnesota Vikings and Chicago Bears, Finks' final stop would also be a success. Hiring head coach Jim Mora and picking impact players in guard/tackle Jim Dombrowski, running backs Dalton Hilliard and Rueben Mayes and linebacker Pat Swilling in his first draft, a franchise that had not achieved a winning season in 20 years logged a 12-3 mark in 1987, second-best in the NFL and go on to their first-ever playoff game. Finks' presence was apparent and recognized as he was named *The Sporting News* NFL Executive of the Year.

Under Finks' leadership, the Saints would continue to have success, winning their first division title in 1991 as the NFC West championship flag flew in New Orleans for the first time. However, shortly after his final draft in 1993, where he mined a future Pro Football Hall of Fame selection in tackle William Roaf, Finks would be forced to resign due to a valiant fight with lung cancer that would claim his life on May 8, 1994. Overall from 1986-92, the Saints would win 60 percent of their regular season games and enjoy a streak of six consecutive non-losing years. Over that period, only two other NFL teams had the same accomplishment.

Prior to coming to New Orleans, Finks served as general manager of the Chicago Bears from 1974-83, where he constructed one of the NFL's most dominating teams. Before his departure, Finks would acquire 19 of the 22 starters for a Bears team that compiled a 15-1 record in 1985 and crushed New England in Super Bowl XX. During his 10-year tenure in Minnesota, Finks hired then-unknown Bud Grant as head coach and the Vikings followed with a string of five NFC Central crowns and two Super Bowl appearances.

The Salem, Ill. native played quarterback at Tulsa University and was a 12th round selection of the Pittsburgh Steelers in 1949. Finks played defensive back until 1952, when he became the Steelers' starting quarterback and went to the Pro Bowl. After retiring as an NFL player following the 1955 season, he served as an assistant coach for two seasons before beginning his career as an administrator as the general manager of Calgary of the Canadian Football League in 1958.





RICKEY JACKSON
LINEBACKER

BORN: 3/20/58
COLLEGE: PITTSBURGH
NFL: 1981-95
SAINTS: 1981-93
YEAR INDUCTED: 2010

57

One of the most productive linebackers in National Football League history, Rickey Jackson served as the linchpin of one of the most dominant linebacker corps the league has ever seen. He became the first player to have spent the majority of his career with New Orleans to have been selected to the Pro Football Hall of Fame.


The Pahokee, Fla. native had an outstanding college career at Pittsburgh and was picked in the second round (51st overall) by the Saints in the 1981 NFL Draft. Jackson appeared in 227 regular season games, starting 225 during 15 NFL seasons, 13 of which were spent with the Saints. With 115 sacks as a Saint, he is the club's all-time leader. Jackson led the club in takedowns six times. He missed only two games out of a possible 229 regular season games in his career.

Jackson finished his career with 128 sacks, (his eight sacks in his rookie season of 1981 are not included since sacks did not become an official statistic until 1982) ranked tenth all-time in NFL history. He is also the franchise's all-time leader in fumble recoveries with 26.

As a show of respect by opposing coaches and players for his dominating pass rush abilities and sideline to sideline play, Jackson was named to the Pro Bowl six times (1983-86, 1992-93) in his career, tied for the third-most by a Saint. He was an All-Pro selection six times (1984-87, 1992-93). After failing to post a winning campaign in the franchise's first 18 seasons, Jackson's Saints did not have a losing season in his final seven campaigns with the club from 1987-93, qualifying for the playoffs four times during this period.

Jackson would close out his NFL career with San Francisco from 1994-95, earning a championship ring as part of the Super Bowl XXIX winners. Jackson retired as a Saint in 1996 and his number 57 jersey was raised to the rafters of the Superdome. He was inducted into the New Orleans Saints Hall of Fame in 1997 and to the Louisiana Sports Hall of Fame in 1999. In 2013, he was inducted into the New Orleans Saints Ring of Honor and in 2016 was named to the franchise's All-50th team.





WILLIAM ROAF
TACKLE

BORN: 4/18/70
COLLEGE: LOUISIANA TECH
NFL: 1993-2005
SAINTS: 1993-2001
YEAR INDUCTED: 2012

77

One of the most accomplished tackles in National Football League history, William Roaf was the anchor of the Saints offensive line for nine seasons. Coming out of Louisiana Tech in 1993, Roaf was picked by the Saints with the eighth overall choice in the 1993 NFL Draft.

The Pine Bluff, Ark. native was immediately inserted by head coach Jim Mora into the starting lineup at right tackle, where he would start every contest and was selected to several All-Rookie teams. The 6-5, 312-pounder moved to the left side in his second season where he was named a Pro Bowl starter and *Associated Press* first-team All-Pro, which would begin a 12-year stretch as one of the most dominant left tackles in NFL history.

During his nine seasons with the Saints, Roaf was named to the Pro Bowl seven consecutive times (1994-2000), the second-most appearances ever by a Saint. Following a trade to the Kansas City Chiefs in 2002, he would be selected four more times, totaling 11 total selections, tied for the most nominations by a tackle in league history with Anthony Munoz and Jonathan Ogden. He also was an eight-time AP All-Pro selection, with four selections from each club. Overall, Roaf started all 189 regular season games and three postseason contests he appeared in for the Saints and Chiefs.

Roaf received one of football's highest honors as he was named to the NFL's All-Decade teams of the 1990's and 2000's, voted on by the Pro Football Hall of Fame selection committee. He was a first-team selection for the 1990's squad and a second-team choice on the 2000's roster, making him one of only 16 players since the AFL-NFL merger to be named to two All-Decade rosters. Additionally, Roaf was named to the Saints Hall of Fame in 2008 and is a member of the Louisiana and Arkansas Sports Hall of Fames. In 2013, he was inducted into the New Orleans Saints Ring of Honor. In 2014 he was elected to the College Football Hall of Fame and in 2016 was named to the franchise's All-50th team.





MORTEN ANDERSON

KICKER

BORN: 8/19/60
COLLEGE: MICHIGAN STATE
NFL: 1982-2004, 2006-07
SAINTS: 1982-1994
YEAR INDUCTED: 2017

7

One of the most decorated kickers in NFL history, Andersen became only the second exclusive placekicker to be inducted into the Pro Football Hall of Fame. The NFL's all-time scoring leader until the 2018 season played in an NFL record 382 games during his 25-year career with five teams.

The Copenhagen, Denmark native was a Saints scoring weapon for 13 seasons after being selected by New Orleans in the 1982 NFL Draft in the fourth round (86th overall) out of Michigan State. During his Saints career, Andersen was named to the Pro Bowl four consecutive times and six-times overall (1985-88, 1990,1992) and was named a first team AP All-Pro selection five times (1985-88,1992). He finished his Saints career as the club's all-time leader in scoring with 1,318 points, in field goals made with 302 and 25 consecutive field goals made. Andersen went on to play eight seasons for the Falcons (1995-2000, 2006-07) and became Atlanta's all-time scoring leader, earning Pro Bowl and AP All-Pro selections in 1995. In the 1999 NFC Championship game, he made a game-winning kick in overtime to beat Minnesota 30-27. Andersen spent the 2001 season with the Giants, the 2002-03 campaigns with the Chiefs and the 2004 season with the Vikings.

Andersen's illustrious career would break almost every NFL kicking and scoring record. In his 25 seasons, he became the NFL's all-time leader in scoring with 2,544 points, in games played with 382 appearances, in field goals made with 565, achieved NFL records with 22 seasons with 90+ points and scored in an NFL record 360 straight games. The seven-time Pro Bowler and six-time All-Pro hit 22 game winning kicks in the final two-minutes or less, with seven of them taking place in overtime.

Andersen received one of the greatest honors in football as he was named to the NFL's All Decade teams of the 1980's and 1990's, voted on by the Pro Football Hall of Fame selection committee. The "Great Dane" was named a first-team selection for both the 1980's team and 1990's roster, making him one of only 16 players since the AFL-NFL merger to be named to two All Decade teams. Andersen is a member of the Saints Hall of Fame (2009), the Louisiana Sports Hall of Fame (2011), the Saints Ring of Honor (2015) and the club's All-50th team (2016).





SAM MILLS
LINEBACKER

BORN: 6/3/59
COLLEGE: MONTCLAIR STATE
NFL: 1986-97
SAINTS: 1986-94
YEAR INDUCTED: 2022

51

Mills becomes the fourth player that spent the majority of his career with the New Orleans Saints to be elected into the Pro Football Hall of Fame.

Mills, 5-9, 232, who passed away in 2005 after a valiant battle with cancer, joined the Saints in 1986, signing with the team after starting his pro football career in the USFL with the Philadelphia/Baltimore Stars (1983-85). The former Montclair State (N.Y.) standout spent nine seasons (1986-94) with New Orleans, a time when he was one of the sparkplugs of one of the NFL's most dominant defenses during the majority of his tenure with the Saints.

The New Jersey native played in 133 games with 125 starts during his Saints tenure and recorded 934 career tackles (723 solo), ranked second in club history to Rickey Jackson, 10.5 sacks, four interceptions, 27 passes defended, 16 forced fumbles and 17 fumble recoveries, two recovered for a touchdown. Mills led New Orleans in tackles in five of his nine (1989-92 and 1994) seasons and reached the century mark five times (1988, 1990-92 and 1994), tied with Jackson for the most in club history. During his tenure, the Saints were ranked in the top four in the NFL in opponent net yards per game three times (1987, 1991-92) and in scoring defense three times (1988, 1991-92), including ranking first in both 1991 and 1992. In four postseason contests, he also added 35 tackles (27 solo) and one sack.

Mills earned accolade after accolade during his playing years with the Saints, being selected to the Pro Bowl four times (1987-88 and 1991-92) and as a consensus All-Pro twice (1991-92). Mills was selected to the New Orleans Saints Hall of Fame in 1998, the Louisiana Sports Hall of Fame in 2001, the club's All-50th Team in 2016 and the team's Ring of Honor in 2021.

Following the conclusion of his Saints career in 1994, Mills played three more seasons for the Carolina Panthers from 1995-97, producing 331 tackles, ten sacks and seven interceptions, summing up his career totals to 1,265 stops, 20.5 quarterback takedowns and 11 interceptions. He was selected to his fifth Pro Bowl in 1996 and also as an *Associated Press* All-Pro for the third time.

Mills was one of the club's most active players in the community throughout his tenure, having been selected as the Saints recipient of the Byron "Whizzer" White Humanitarian Award in 1992 and 1993.



RING OF HONOR



LB
RICKEY JACKSON
Saints Career: 1981-93
Inducted: 2013



OWNER
TOM BENSON
Ownership Tenure:
1985-2018
Inducted: 2018



QB
ARCHIE MANNING
Saints Career: 1971-82
Inducted: 2013



DE
WILL SMITH
Saints Career: 2004-12
Inducted: 2019



T
WILLIAM ROAF
Saints Career: 1993-2001
Inducted: 2013



LB
SAM MILLS
Saints Career: 1986-94
Inducted: 2021



K
MORTEN ANDERSEN
Saints Career: 1982-94
Inducted: 2015

NFL HONORS

PRO FOOTBALL HALL OF FAME

1976

RB **Jim Taylor** (Saints career: 1967)

1982

DE **Doug Atkins** (Saints career: 1967-69)

1991

RB **Earl Campbell** (Saints career: 1984-85)

1995

President/GM **Jim Finks** (Saints career: 1986-93)

2003

Coach **Hank Stram** (Saints career: 1976-77)

MAJOR AWARDS

1971

K **Tom Dempsey**: PFWA George Halas Award

1977

QB **Archie Manning**: Byron "Whizzer" White NFL Man of the Year (NFLPA)

1978

QB **Archie Manning**: NFC Most Valuable Player (UPI, Sporting News); NFC Player of the Year (UPI, Sporting News); UPI NFC Offensive MVP
RB **Chuck Muncie**: Pro Bowl MVP

1981

RB **George Rogers**: NFL Rookie of the Year (Pro Football Weekly/PFWA, Sporting News); NFL Offensive Rookie of the Year (AP, Pro Football Weekly/PFWA); UPI NFC Rookie of the Year

1983

QB **Archie Manning**: PFWA Jack Horrigan Award

1986

K **Morten Andersen**: Pro Football Weekly/PFWA Golden Toe
RB **Rueben Mayes**: NFL Rookie of the Year (Pro Football Weekly/PFWA, Sporting News, Newspaper Enterprise Assoc.); NFL Offensive Rookie of the Year (AP, Pro Football Weekly/PFWA)

1987

General Manager **Jim Finks**: Sporting News NFL Executive of the Year
Head Coach **Jim Mora**: NFL Coach of the Year (AP, Pro Football Weekly/PFWA, Sporting News); NFC Coach of the Year (UPI, Pro Football Weekly/PFWA, Committee of 101 - Kansas City)

1991

LB **Pat Swilling**: NFL Defensive Player of the Year (AP, Newspaper Enterprise Assoc., Football Digest). NFC Defensive Player of the Year (Committee of 101 - Kansas City)

2010

LB **Rickey Jackson** (Saints career: 1981-93)

2012

T **William Roaf** (Saints career: 1993-2001)

2016

QB **Ken Stabler** (Saints career: 1982-84)

2017

K **Morten Andersen** (Saints career: 1982-94)

2022

LB **Sam Mills** (Saints career: 1986-94)

2000

DT **La'Roi Glover**: NFL Alumni Defensive Lineman of the Year, Committee of 101 - Kansas City NFC Defensive Player of the Year
Head Coach **Jim Haslett**: NFL Coach of the Year (AP, Pro Football Weekly/PFWA, Sports Illustrated, Football News, College & Pro Football Weekly, NFL Alumni, The Sports Network); Football Digest Rookie Coach of the Year; NFC Coach of the Year (USA Today, Committee of 101 - Kansas City)
DE **Joe Johnson**: NFL Comeback Player of the Year (AP, Pro Football Weekly/PFWA)
Offensive Coordinator **Mike McCarthy**: USA Today NFC Assistant Coach of the Year
General Manager **Randy Mueller**: NFL Executive of the Year (Sporting News, Pro Football Weekly/PFWA, Football Digest, The Sports Network)

2002

G **LeCharles Bentley**: Sports Illustrated NFL Offensive Rookie of the Year
RS **Michael Lewis**: NFL Alumni Special Teams Player of the Year

2006

Executive Vice President/General Manager **Mickey Loomis**: NFL Executive of the Year (Sporting News, Pro Football Weekly/Pro Football Writers of America)
Head Coach **Sean Payton**: NFL Coach of the Year (AP, Sporting News, Pro Football Weekly, Sports Illustrated, Maxwell Club, NFL Alumni), Committee of 101 - Kansas City NFC Coach of the Year
QB **Drew Brees**: Co-NFL Walter Payton Man of the Year, Sports Illustrated (Dr. Z) NFL Most Valuable Player, FedEx Air Player of the Year, Committee of 101 - Kansas City NFC Offensive Player of the Year, NFL Alumni QB of the Year

2007

QB **Drew Brees**: Pro Football Weekly/PFWA George Halas Award



NFL HONORS

MAJOR AWARDS, CONT.

2008

QB **Drew Brees**: *NFL Offensive Player of the Year (AP, Sporting News), FedEx Air Player of the Year, Committee of 101 - Kansas City NFC Offensive Player of the Year*

2009

Head Coach **Sean Payton**: *NFL Coach of the Year (Maxwell Club, NFL Alumni), Committee of 101 - Kansas City NFC Coach of the Year*

QB **Drew Brees**: *NFL Player of the Year (Maxwell Club), NFL Alumni QB of the Year, FedEx Air Player of the Year, Sporting News Offensive Player of the Year, Committee of 101 - Kansas City NFC Offensive Player of the Year*

2010

QB **Drew Brees**: *Sports Illustrated Sportsman of the Year, AP 2010 Athlete of the Year; Pro Football Writers Association Good Guy Award*

2011

QB **Drew Brees**: *NFL Offensive Player of the Year (AP, Sports Illustrated), FedEx Air Player of the Year, Byron "Whizzer" White NFL Man of the Year (NFLPA), Bart Starr Award*

2015

S **Steve Gleason**: *PFWA George Halas Award*

2017

RB **Alvin Kamara**: *The Sporting News NFL Rookie of the Year; NFL Offensive Rookie of the Year (AP and Sports Illustrated); PFWA NFL Offensive Rookie of the Year (co-winner)*

CB **Marshon Lattimore**: *NFL Defensive Rookie of the Year (AP, PFWA and Sports Illustrated)*

2018

QB **Drew Brees**: *Committee of 101 - Kansas City NFC Offensive Player of the Year*

Special Teams **Mike Westhoff**: *PFWA Paul "Dr. Z" Zimmerman Award (co-winner)*

2019

WR **Michael Thomas**: *Associated Press NFL Offensive Player of the Year, Committee of 101 - Kansas City NFC Offensive Player of the Year*

2020

LB **Demario Davis**: *Bart Starr Award*

ALL-PRO/ALL-ROOKIE TEAM

AP - Associated Press, CN - College & Pro Football Weekly, FD - Football Digest, FN - Football News, FW - Professional Football Writers of America, NE - Newspaper Enterprise Association, NY - New York Daily News, PFWA - Pro Football Writers of America, PW - Pro Football Weekly (1992-2012, choices combined with Pro Football Writers of America), SI - Sports Illustrated, SN - Sporting News, UP - United Press International, UW - USA Today/Sports Weekly

1967

CB **Dave Whitsell**: *SN All-Pro; All-NFL 2nd Team (AP, UP)*

1968

DE **Doug Atkins**: *SN All-Pro; All-Pro 2nd Team (AP, NE)*

1969

WR **Danny Abramowicz**: *All-Pro (SN, AP-tied); All-Pro 2nd Team (NY, UPI)*

K **Tom Dempsey**: *SN All-Pro*

1970

P **Julian Fagan**: *All-NFC (AP, SN)*

1972

LB **Joe Federspiel**: *UP All-Rookie*

1978

TE **Henry Childs**: *UP All-NFC 2nd Team*

QB **Archie Manning**: *All-NFC (UP, SN)*

1979

WR **Wes Chandler**: *NE All-Pro 2nd team, UP All-NFC 2nd team*

TE **Henry Childs**: *PW All-NFC; UP All-NFC 2nd Team*

G **Conrad Dobler**: *UP All-NFC 2nd Team*

RB **Chuck Muncie**: *UP All-NFC 2nd Team*

S **Tommy Myers**: *PW All-Pro; All-NFC 1st Team (UP, PW)*

1980

T **Stan Brock**: *All-Rookie (UP, PW)*

KR **Rich Mauti**: *All-NFC (PW - specialist)*

1981

RB **George Rogers**: *All-Pro 1st Team (AP, SN); NE All-Pro 2nd Team; UP All-NFC*

1982

RB **George Rogers**: *UP All-NFC 2nd Team*

1983

S **Russell Gary**: *UP All-NFC*

LB **Rickey Jackson**: *PW All-NFC*

LB **Jim Kovach**: *UP All-NFC 2nd Team*

CB **Johnnie Poe**: *NE All-Pro 2nd Team; UP All-NFC*

1984

P **Brian Hansen**: *UP All-NFC 2nd Team*

LB **Rickey Jackson**: *All-Pro 2nd Team (AP, NE); All-NFC (UP, PW)*

1985

ALL-PRO/ALL-ROOKIE TEAM, CONT.

K Morten Andersen: *SN All-Pro; AP All-Pro 2nd Team; UP All-NFC*

LB Rickey Jackson: *AP All-Pro 2nd Team; UP All-NFC 2nd Team*

1986

K Morten Andersen: *All-Pro (AP, NE, FW, SN, PFW); All-NFC (UP, PW)*

KR Mel Gray: *All-Pro (SN - specialist)*

LB Rickey Jackson: *AP All-Pro 2nd Team; UP All-NFC 2nd Team*

RB Rueben Mayes: *UP All-NFC 2nd Team; All-Rookie (UP, PW)*

1987

K Morten Andersen: *All-Pro (AP, FW, NE, SN, PW); All-NFC (UPI, PW)*

S Gene Atkins: *FW All-Rookie*

DE Bruce Clark: *NE All-Pro 2nd Team*

G Brad Edelman: *UPI All-NFC 2nd Team*

RS Mel Gray: *All-Pro (FW, SN, PW - PR); All-NFC (PW - specialist)*

LB Rickey Jackson: *All-Pro (NE, SN)*

LB Vaughan Johnson: *All-NFC (UP, PW)*

DE Shawn Knight: *FW All-Rookie*

RB Rueben Mayes: *UP All-NFC*

LB Pat Swilling: *UP All-NFC*

G Steve Trapilo: *All-Rookie (FW, UP)*

CB Dave Waymer: *All-Pro 2nd Team (AP); UP All-NFC*

1988

K Morten Andersen: *NE All-Pro 2nd Team; AP All-NFC*

LB Vaughan Johnson: *NE All-Pro; All-NFC (UP, PW)*

1989

RB Dalton Hilliard: *All-Pro 2nd Team (AP, NE); All-NFC 2nd Team (UP)*

LB Vaughan Johnson: *NE All-Pro; AP All-Pro 2nd Team; All-NFC (UP, PW)*

CB Robert Massey: *All-Rookie (FW, CN, PW, FD)*

LB Pat Swilling: *All-Pro 2nd Team (AP, NE); All-NFC 2nd Team (UP)*

1990

LB Vaughan Johnson: *NE All-Pro 2nd Team; UP All-NFC 2nd Team*

LB Pat Swilling: *AP All-Pro 2nd Team; UP All-NFC 2nd Team*

LB Renaldo Turnbull: *All-Rookie (FW, UP, CN, FD)*

1991

LB Vaughan Johnson: *UP All-NFC*

LB Sam Mills: *All-Pro (FW, SN, PW); All-Pro 2nd Team (AP, NE); PW All-NFC PW*

LB Pat Swilling: *All-Pro (AP, NE, FW, SN, PW); All-NFC (UP, PW)*

ST Bennie Thompson: *PW - specialist All-NFC*

1992

K Morten Andersen: *All-Pro (FW, NE, PW); AP All-Pro 2nd Team; All-NFC (UP, PW)*

LB Rickey Jackson: *All-Pro (FW, PW); All-Pro 2nd Team (AP, NE); All-NFC (UP, PW)*

LB Vaughan Johnson: *UP All-NFC*

G Derek Kennard: *NE All-Pro 2nd Team*

DT Wayne Martin: *NE All-Pro 2nd Team*

LB Sam Mills: *All-Pro (PW/FW, SN); AP All-Pro 2nd Team; All-NFC (UP, PW)*

LB Pat Swilling: *All-Pro (AP, SN)*

1993

KR Tyrone Hughes: *All-Pro (PW/FW - specialist; AP All-Pro 2nd Team; All-NFC (UP, PW); All-Rookie (PW/FW, UP, CN, FD)*

LB Rickey Jackson: *SN All-Pro; AP All-Pro 2nd Team; All-NFC (UP, PW)*

T William Roaf: *All-Rookie (PW/FW, UP, CN, FD)*

TE Irv Smith: *All-Rookie (CN, FN)*

LB Renaldo Turnbull: *AP All-Pro; UP All-NFC*

1994

DE Joe Johnson: *All-Rookie (FN, PW/FW, CN, UP)*

T William Roaf: *All-Pro (AP, PW/FW, SN, SI); All-NFC (UP, PW)*

LB Winfred Tubbs: *FN All-Rookie*

1995

CB Eric Allen: *UP All-NFC 2nd Team*

LB Mark Fields: *All-Rookie (PW/FW, CN)*

T William Roaf: *All-Pro (AP, PW/FW, SN); All-NFC (UP, PW)*

1996

T William Roaf: *All-Pro (PW/FW, SN); AP All-Pro 2nd Team; PW All-NFC*

1997

S Sammy Knight: *All-Rookie (PW)*

T William Roaf: *AP All-Pro 2nd Team; PW/FW All-NFC*

LB Winfred Tubbs: *AP All-Pro 2nd Team*

1998

DT La'Roi Glover: *CN All-Pro; All-Pro 2nd Team (AP; UW); FN All-NFC*

TE Cameron Cleeland: *All-Rookie (PW/FW, CN, FN, FD)*

G/T Kyle Turley: *All-Rookie (PW/FW, FN, FD)*

T William Roaf: *CN All-Pro 2nd team; FN All-NFC (Football News)*

1999

T William Roaf: *PW All-NFC*

2000

DT La'Roi Glover: *Unanimous All-Pro (PW/FW, AP, UW, SI, SN, CN, FD); All-NFC 1st Team (PW, FW, FN)*



ALL-PRO/ALL-ROOKIE TEAM, CONT.

DT **Norman Hand**: *FD All-Pro 2nd Team*
 DE **Darren Howard**: *All-Rookie (PW/FW, FN)*
 DE **Joe Johnson**: *All-Pro 2nd Team (CN, FD); All-NFC (PW/FW, FN)*
 LB **Keith Mitchell**: *SI All-Pro, PW/FW All-NFC 1st Team*
 T **William Roaf**: *All-Pro (PW/FW, UW, SI, FD); All-Pro 2nd Team (AP, CN); PW/FW All-NFC 1st Team*
 T **Kyle Turley**: *AP All-Pro; All-Pro 2nd Team (CN, FD); FN 1st Team All-NFC*

2001

S **Sammy Knight**: *FD All-Pro; All-Pro 2nd Team (AP, CN)*

2002

G **LeCharles Bentley**: *All-Rookie (PW)*
 KR **Michael Lewis**: *All-Pro (AP, CN, FD, PW/FW, SI, SN); All-NFC KR/PR (PW)*
 ST **Fred McAfee**: *PW/FW All-Pro; FW All-Pro 2nd Team; PW All-NFC*
 RB **Deuce McAllister**: *PW All-NFC*
 CB **Fred Thomas**: *SI All-Pro*
 WR **Donté Stallworth**: *PW All-Rookie*

2003

RB **Deuce McAllister**: *PW All-NFC*
 DT **Johnathan Sullivan**: *PW All-Rookie*

2004

DE **Will Smith**: *PW All-Rookie*

2005

OT **Jammal Brown**: *PW All-Rookie*

2006

QB **Drew Brees**: *All-Pro (AP, PW/FW, SI, SN, UW); PW/NW All-NFC*
 T **Jammal Brown**: *All-Pro (AP, PW/FW, SI, UW); PW/FW All-NFL & All-NFC*
 RB **Reggie Bush**: *PW/FW All-Rookie*
 FB **Mike Karney**: *AP All-Pro 2nd Team*

2008

QB **Drew Brees**: *All-Pro (SI, SN); AP All-Pro 2nd Team; PW/FW All-NFC*
 PR **Reggie Bush**: *SN All-Pro*
 DT **Sedrick Ellis**: *PW/FW All-Rookie*
 G **Carl Nicks**: *PW/FW All-Rookie*

2009

QB **Drew Brees**: *SN All-Pro; AP All-Pro 2nd Team; PW/FW All-NFC*
 G **Jahri Evans**: *All-Pro (AP, PW/FW, SI, SN, UW); PW/FW All-NFC*
 S **Darren Sharper**: *All-Pro (AP, PW/FW, SI, SN, UW); PW/FW All-NFC*

2010

G **Jahri Evans**: *All-Pro (AP, PW/FW, SN); PW/FW All-NFC*
 RB **Chris Ivory**: *All-Rookie (PW/FW, SN)*

S **Malcolm Jenkins**: *AP All-Pro 2nd Team*
 G **Carl Nicks**: *AP All-Pro 2nd Team*
 S **Darren Sharper**: *AP All-Pro 2nd Team*

2011

QB **Drew Brees**: *AP All-Pro 2nd Team*
 G **Jahri Evans**: *All-Pro (AP, PW/FW, ESPN.com, SN); PW/FW All-NFC*
 TE **Jimmy Graham**: *AP All-Pro 2nd Team; PW/FW All-NFC*
 G **Carl Nicks**: *All-Pro (AP, ESPN.com, PW/FW, SI, SN); PW/FW All-NFC*

2012

G **Jahri Evans**: *All-Pro (AP, SN); PW/FW All-NFC*
 P **Thomas Morstead**: *All-Pro (SI, SN); AP All-Pro 2nd Team*

2013

QB **Drew Brees**: *PFWA ALL-NFC*
 G **Jahri Evans**: *AP All-Pro 2nd Team*
 TE **Jimmy Graham**: *All-Pro (AP 1st team, SN, SI); PFWA All-NFL and All-NFC*
 S **Kenny Vaccaro**: *PFWA All-Rookie*

2015

LB **Stephone Anthony**: *PFWA All-Rookie*
 T **Zach Strief**: *SI All-Pro*

2016

K **Wil Lutz**: *PFWA All-Rookie*
 WR **Michael Thomas**: *PFWA All-Rookie*

2017

DE **Cameron Jordan**: *All-Pro (AP, SN); PW All-NFL and All-NFC*
 RB **Alvin Kamara**: *AP All-Pro (2nd team flex position); PW All-NFC and All-Rookie*
 CB **Marshon Lattimore**: *PW All-NFC and All-Rookie*
 T **Ryan Ramczyk**: *PW All-Rookie*
 WR **Michael Thomas**: *PW All-NFC*
 S **Marcus Williams**: *PW All-Rookie*

2018

T **Terron Armstead**: *AP All-Pro 2nd Team; SN All-Pro; PFWA All-NFC*
 QB **Drew Brees**: *AP All-Pro 2nd Team; SN All-Pro; PFWA All-NFC*
 DE **Marcus Davenport**: *PFWA All-Rookie*
 DE **Cameron Jordan**: *AP All-Pro 2nd Team; PFWA All-NFC*
 T **Ryan Ramczyk**: *AP All-Pro 2nd Team*
 WR **Michael Thomas**: *AP first-team All-Pro; SN All-Pro; PFWA All-NFL and All-NFC*

2019

LB **Demario Davis**: *AP All-Pro 1st Team*
 DB **C.J. Gardner-Johnson**: *PFWA All-Rookie*
 ST **J.T. Gray**: *AP All-Pro 2nd Team; PFWA All-NFC*
 PR **Deonte Harris**: *AP All-Pro 1st Team; PFWA All-NFL, All-NFC and All-Rookie; SN All-Pro*

NFL HONORS

ALL-PRO/ALL-ROOKIE TEAM, CONT.

DE **Cameron Jordan**: AP All-Pro 2nd Team; PFWA All-NFL and All-NFC; SN All-Pro
CB **Marshon Lattimore**: PFWA All-NFC
K **Wil Lutz**: PFWA All-NFC
C **Erik McCoy**: PFWA All-Rookie
T **Ryan Ramczyk**: AP All-Pro 1st Team; PFWA All-NFL and All-NFC
WR **Michael Thomas**: AP All-Pro 1st Team; PFWA All-NFL and All-NFC; SN All-Pro

2021

LB **Demario Davis**: AP All-Pro 2nd Team
DE **Cameron Jordan**: PFWA All-NFC
ST **J.T. Gray**: AP All-Pro 1st Team; PFWA All-NFL and All-NFC

2020

LB **Demario Davis**: AP All-Pro 2nd Team
DE **Trey Hendrickson**: PFWA All-NFL
DE **Cameron Jordan**: PFWA All-NFC; SN All-Pro
RB **Alvin Kamara**: AP All-Pro 2nd Team
T **Ryan Ramczyk**: AP All-Pro 2nd Team; PFWA All-NFC

PRO BOWL SELECTIONS

1967

CB **Dave Whitsell**

1968

DT **Dave Rowe**

1969

RB **Tony Baker**, K **Tom Dempsey**,
G **Jake Kupp**, RB **Andy Livingston**

1978

QB **Archie Manning**

1979

WR **Wes Chandler**, TE **Henry Childs**, QB **Archie Manning** (2),
RB **Chuck Muncie**, S **Tommy Myers**

1981

RB **George Rogers**

1982

RB **George Rogers** (2)

1983

LB **Rickey Jackson**

1984

DE **Bruce Clark**, P **Brian Hansen**, LB **Rickey Jackson** (2)

1985

K **Morten Andersen**, LB **Rickey Jackson** (3)

1986

K **Morten Andersen** (2), LB **Rickey Jackson** (4), RB **Rueben Mayes***

1987

K **Morten Andersen** (3), TE **Hoby Brenner**, G **Brad Edelman**, RB **Rueben Mayes** (2)*, LB **Sam Mills**, CB **Dave Waymer**

1988

K **Morten Andersen** (4), WR **Eric Martin**, LB **Sam Mills** (2)

1989

RB **Dalton Hilliard**, LB **Vaughan Johnson**, LB **Pat Swilling**

1990

K **Morten Andersen** (5), LB **Vaughan Johnson** (2), LB **Pat Swilling** (2)

1991

LB **Vaughan Johnson** (3), LB **Sam Mills** (3), LB **Pat Swilling** (3), ST **Bennie Thompson**

1992

K **Morten Andersen** (6), C **Joel Hilgenberg**, LB **Rickey Jackson** (5), LB **Vaughan Johnson** (4), LB **Sam Mills** (4), LB **Pat Swilling** (4)

1993

ST **Tyrone Hughes**, LB **Rickey Jackson** (6), LB **Renaldo Turnbull**

1994

DE **Wayne Martin**, T **William Roaf**

1995

CB **Eric Allen**, T **William Roaf** (2)

1996

T **William Roaf** (3)

1997

T **William Roaf** (4)

1998

T **William Roaf** (5)*, DE **Joe Johnson**

1999

T **William Roaf** (6)

2000

LB **Mark Fields**, DT **La'Roi Glover**, WR **Joe Horn**, DE **Joe Johnson** (2), LB **Keith Mitchell**, T **William Roaf** (7)

2001

WR **Joe Horn** (2), DT **La'Roi Glover** (2), S **Sammy Knight**

2002

WR **Joe Horn** (3), KR **Michael Lewis**, ST **Fred McAfee**, RB **Deuce McAllister**

2003

RB **Deuce McAllister*** (2), G **LeCharles Bentley***

2004

P **Mitch Berger**, WR **Joe Horn** (4)

2005

C **LeCharles Bentley** (2)



NFL HONORS

PRO BOWL SELECTIONS, CONT.

2006

QB Drew Brees, T Jammal Brown*, DE Will Smith

2008

QB Drew Brees (2), T Jammal Brown (2)

2009**

QB Drew Brees (3), G Jahri Evans, C Jonathan Goodwin, S Roman Harper, S Darren Sharper, T Jon Stinchcomb, LB Jonathan Vilma

2010

QB Drew Brees (4), G Jahri Evans (2), S Roman Harper (2), G Carl Nicks, LB Jonathan Vilma (2)

2011

QB Drew Brees (5), T Jermon Bushrod, G Jahri Evans (3), TE Jimmy Graham, G Carl Nicks (2)

2012

QB Drew Brees (6), T Jermon Bushrod (2), G Jahri Evans (4), P Thomas Morstead

2013

QB Drew Brees (7), G Jahri Evans (5), TE Jimmy Graham (3), G Ben Grubbs, DE Cameron Jordan

2014

QB Drew Brees (8), G Jahri Evans* (6), TE Jimmy Graham (2), RB Mark Ingram

2015

DE Cameron Jordan (2)

2016

QB Drew Brees (9)

2017

QB Drew Brees (10), RB Mark Ingram II (2), DE Cameron Jordan (3), RB Alvin Kamara, CB Marshon Lattimore, WR Michael Thomas, G Larry Warford

2018

T Terron Armstead*, QB Drew Brees* (11), DE Cameron Jordan (4), RB Alvin Kamara (2), G Andrus Peat, WR Michael Thomas* (2), G Larry Warford (2), C Max Unger*

2019

T Terron Armstead (2), QB Drew Brees (12), TE Jared Cook, WR/RS Deonte Harris, DE Cameron Jordan (5), RB Alvin Kamara (3), CB Marshon Lattimore (2)*, K Wil Lutz, G Andrus Peat (2), WR Michael Thomas (3), G Larry Warford (3)

2020

T Terron Armstead (3)*, DE Cameron Jordan (6)*, RB Alvin Kamara (4)*, CB Marshon Lattimore (3)* and G Andrus Peat (3)*

2021

S J.T. Gray (1-special teams), DE Cameron Jordan (7), RB Alvin Kamara (5) and CB Marshon Lattimore (4)

* - did not play

** - Super Bowl participant, players did not play

() - number of multiple selections to squad as a Saint

NFC PLAYERS OF THE MONTH [AWARDED SINCE 1986]

1988

Sept.: LB Rickey Jackson (Defense)

1989

Oct.: QB Bobby Hebert (Offense)

1990

Dec.: LB Rickey Jackson (Defense, 2)

1991

Sept.: LB Sam Mills (Defense)

1993

Sept.: LB Renaldo Turnbull (Defense)

1994

Oct.: KR-PR Tyrone Hughes (Special Teams)

1997

Nov.: K Doug Brien (Special Teams)

2000

Oct.: DT La'Roi Glover (Defense)

2001

Oct.: RB Ricky Williams (Offense); Oct.: K John Carney (Special Teams)

2002

Oct.: RB Deuce McAllister (Offense)

2006

Sept.: K John Carney (Special Teams, 2)

2008

Sept.: QB Drew Brees (Offense)

2009

Sept.: QB Drew Brees (Offense, 2); Oct.: S Darren Sharper (Defense)

2010

Sept.: KR-ST Courtney Roby (Special Teams)

2011

Dec./Jan.: QB Drew Brees (Offense, 3)

2013

Sept.: TE Jimmy Graham (Offense)

2014

Oct.: K Shayne Green (Special Teams)

2017

Oct.: DE Cameron Jordan (Defense)

2018

Sept.: K Wil Lutz (Special Teams)
Nov.: QB Drew Brees (Offense, 4)

NFL HONORS

NFC PLAYERS OF THE MONTH, CONT. [AWARDED SINCE 1986]

2019

Sept.: P Thomas Morstead (Special Teams)

Nov.: WR Michael Thomas (Offense)

Dec.: QB Drew Brees (Offense, 5)

2020

Nov.: DE Cameron Jordan (Defense, 2)

2021

Oct.: P Blake Gillikin (Special Teams)

(-) - number of multiple selections to honor as a Saint

NFC ROOKIE OF THE MONTH

2000

Sept.: DE Darren Howard (Defense); Dec.: DE Darren Howard (Defense, 2)

2006

Oct.: WR Marques Colston (Offense); Dec.: RB Reggie Bush (Offense)

(-) - number of multiple selections to honor as a Saint

NFL ROOKIE OF THE MONTH

2017

Oct.: CB Marshon Lattimore (Defense); Nov.: RB Alvin Kamara (Offense); Dec.: CB Marshon Lattimore (Defense, 2)

(-) - number of multiple selections to honor as a Saint

NFC PLAYERS OF THE WEEK [AWARDED SINCE 1984]

1984

Week 11: DE Jim Wilks (Defense); Week 12: DT Bruce Clark (Defense)

QB Bobby Hebert (Offense, 3); Week 17: S Gene Atkins (Defense)

1985

Week 3: QB Dave Wilson (Offense)

1992

Week 6: LB Rickey Jackson (Defense, 5); Week 14: DE Wayne Martin (Defense)

1986

Week 7: RB Rueben Mayes (Offense); Week 9: LB Rickey Jackson (Defense); Week 10: DE Bruce Clark (Defense, 2)

1993

Week 2: QB Wade Wilson (Offense); Week 3: P Tommy Barnhardt (Special Teams); Week 3: LB Renaldo Turnbull (Defense); Week 4: K Morten Andersen (Special Teams); Week 4: LB Vaughan Johnson (Defense); Week 13: KR Tyrone Hughes (Special Teams)

1987

Week 9: RB Dalton Hilliard (Offense); Week 11: DE Jim Wilks (Defense, 2); Week 14: QB Bobby Hebert (Offense); Week 15: LB Rickey Jackson (Defense, 2)

1994

Week 3: LB Darion Conner (Defense); Week 5: LB James Williams (Defense); Week 8: KR/PR Tyrone Hughes (Special Teams, 2); Week 15: K Morten Andersen (Special Teams, 2); Week 17: P Tommy Barnhardt (Special Teams, 2)

1988

Week 8: LB Rickey Jackson (Defense, 3); Week 12: QB Bobby Hebert (Offense, 2)

1995

Week 9: KR/PR Tyrone Hughes (Special Teams, 3); Week 10: K Doug Brien (Special Teams)

1989

Week 7: RB Dalton Hilliard (Offense, 2); Week 8: LB Pat Swilling (Defense); Week 11: LB Pat Swilling (Defense, 2)

1996

Week 16: DT Wayne Martin (Defense, 2)

1990

Week 10: RB Craig Heyward (Offense)

1997

Week 4: DT Wayne Martin (Defense, 3); Week 12: S Chris Hewitt (Special Teams); Week 14: K Doug Brien (Special Teams, 2); Week 16: P Mark Royals (Special Teams)

1991

Week 5: LB Rickey Jackson (Defense, 4); Week 10: LB Pat Swilling (Defense, 3); Week 16:



NFL HONORS

NFC PLAYERS OF THE WEEK, CONT. [AWARDED SINCE 1984]

1998

Week 4: LB Mark Fields (Defense); **Week 8:** P Mark Royals (Special Teams, 2); **Week 14:** DT La'Roi Glover (Defense)

1999

Week 16: CB Fred Weary (Defense)

2000

Week 6: DT La'Roi Glover (Defense, 2); **Week 7:** DT La'Roi Glover (Defense, 3); **Week 9:** LB Keith Mitchell (Defense); **Week 10:** QB Jeff Blake (Offense); **Week 11:** LB Keith Mitchell (Defense, 2); **Week 13:** DT La'Roi Glover (Defense, 4)

2001

Week 1: S Sammy Knight (Defense); **Week 4:** RB Ricky Williams (Offense); **Week 4:** K John Carney (Special Teams); **Week 7:** S Sammy Knight (Defense, 2); **Week 7:** K John Carney (Special Teams, 2)

2002

Week 1: RB Fred McAfee (Special Teams); **Week 6:** WR Michael Lewis (Special Teams), DE Darren Howard (Defense); **Week 7:** QB Aaron Brooks (Offense); **Week 10:** S Steve Gleason (Special Teams)

2003

Week 7: QB Aaron Brooks (Offense, 2); **Week 9:** DE Willie Whitehead (Defense); **Week 13:** RB Deuce McAllister (Offense); **Week 15:** QB Aaron Brooks (Offense, 3)

2004

Week 3: K John Carney (Special Teams, 3); **Week 14:** P Mitch Berger (Special Teams); **Week 15:** RB Aaron Stecker (Special Teams); **Week 16:** WR Michael Lewis (Special Teams, 2); **Week 17:** DE Tony Bryant (Special Teams)

2005

Week 1: K John Carney (Special Teams, 4); **Week 4:** DE Darren Howard (Defense, 2)

2006

Week 3: LB Scott Fujita (Defense); **Week 5:** RB Reggie Bush (Special Teams); **Week 9:** QB Drew Brees (Offense); **Week 13:** RB Reggie Bush (Offense); **Week 14:** QB Drew Brees (Offense, 2)

2007

Week 8: QB Drew Brees (Offense, 3); **Week 15:** QB Drew Brees (Offense, 4)

2008

Week 5: RB Reggie Bush (Special Teams, 2); **Week 6:** QB Drew Brees (Offense, 5); **Week 8:** QB Drew Brees (Offense, 6); **Week 12:** QB Drew Brees (Offense, 7)

2009

Week 1: QB Drew Brees (Offense, 8); **Week 4:** S Darren Sharper (Defense); **Week 6:** QB Drew Brees (Offense, 9); **Week 9:** DL Anthony Hargrove (Defense); **Week 11:** P Thomas Morstead (Special Teams); **Week 12:** QB Drew Brees (Offense, 10); **Week 17:** P Thomas Morstead (Special Teams, 2)

2010

Week 2: K Garrett Hartley (Special Teams); **Week 12:** S Malcolm Jenkins (Defense); **Week 14:** S Malcolm Jenkins (Defense, 2)

2011

Week 2: S Roman Harper (Defense); **Week 7:** QB Drew Brees (Offense, 11); **Week 10:** S Roman Harper (Defense, 2); **Week 12:** QB Drew Brees (Offense, 12); **Week 16:** QB Drew Brees (Offense, 13)

2012

Week 5: QB Drew Brees (Offense, 14); **Week 10:** TE Jimmy Graham (Offense)

2013

Week 3: TE Jimmy Graham (Offense, 2); **Week 4:** QB Drew Brees (Offense, 15); **Week 10:** QB Drew Brees (Offense, 16); **Week 17:** QB Drew Brees (Offense, 17)

2014

Week 9: OLB Junior Galette (Defense); **Week 13:** QB Drew Brees (Offense, 18)

2015

Week 4: QB Drew Brees (Offense, 19); **Week 6:** LB Michael Mauti (Special Teams); **Week 8:** QB Drew Brees (Offense, 20)

2016

Week 6: K Wil Lutz (Special Teams); **Week 8:** K Wil Lutz (Special Teams, 2); **Week 12:** RB Mark Ingram II (Offense)

2017

Week 6: DE Cameron Jordan (Defense); **Week 9:** DB Justin Hardee (Special Teams); **Week 11:** RB Mark Ingram II (Offense, 2)

2018

Week 3: QB Drew Brees (Offense, 21); **Week 4:** LB Demario Davis (Defense); **Week 5:** QB Drew Brees (Offense, 22); **Week 8:** CB P.J. Williams (Defense); **Week 9:** WR Michael Thomas (Offense); **Week 14:** QB Taysom Hill (Special Teams)

NFL HONORS

NFC PLAYERS OF THE WEEK, CONT. [AWARDED SINCE 1984]

2019

Week 3: P **Thomas Morstead** (Special Teams, 3);

Week 7: P **Thomas Morstead** (Special Teams, 4);

Week 15: QB **Drew Brees** (Offense, 23)

2020

Week 1: P **Thomas Morstead** (Special Teams, 5);

Week 5: K **Wil Lutz** (Special Teams, 2); **Week 16:**

RB **Alvin Kamara** (Offense)

2021

Week 5: CB **Marshon Lattimore** (Defense); **Week**

7: RB **Alvin Kamara** (Offense, 2); **Week 15:** DE

Cameron Jordan (Defense, 2); **Week 17:** DE

Cameron Jordan (Defense, 3)

() - number of multiple selections to honor as a Saint



NFL DRAFT HISTORY

1967 EXPANSION DRAFT

Held Feb. 10, 1967

In what became the foundation of New Orleans' first team, the Saints selected 42 players in an expansion draft, using the same procedures as in the formation of the Atlanta Falcons in 1966. The Falcons were exempted from the expansion draft in 1967, thus leaving 14 teams from whom the Saints selected players. The procedures that were in place for the Saints were as follows: Each of the other 14 NFL teams froze 29 players from its 40-man roster, leaving 11 players available to be selected. The Saints chose one player from those 11 remaining on each team. Then, each team froze two additional players, leaving eight on each list, from which the Saints chose two more.

Tom Barrington, fb	Ohio State (from Washington)
Jim Battle, t	Southern (from Cleveland)
Charlie Bradshaw, t	Baylor (from Pittsburgh)
Jackie Burkett, lb	Auburn (from Baltimore Colts)
Dave Cahill, dt	Arizona State (from Philadelphia)
Bill Cody, lb	Auburn (from Detroit)
Don Croftcheck, g	Indiana (from Washington)
Bill Curry, c	Georgia Tech (from Green Bay)
Ted Davis, lb	Georgia Tech (from Baltimore Colts)
Jim Garcia, de	Cal State-Chico (from N.Y. Giants)
Tom Hall, wr	Minnesota (from Minnesota)
Steve Heckard, wr	Davidson (from L.A. Rams)
Jimmy Heidel, db	Mississippi (from St. Louis Cardinals)
Paul Hornung, rb	Notre Dame (from Green Bay)
Billy Kilmer, qb	UCLA (from San Francisco)
Elbert Kimbrough, db	Northwestern (from San Francisco)
Kate Kramer, te	Minnesota (from San Francisco)
Jake Kupp, g	Washington (from Washington)
Earl Leggett, dt	Louisiana State (from L.A. Rams)
Obert Logan, db	Trinity (Texas) (from Dallas)
Riley Mattson, t	Oregon (from Chicago)
John Morrow, c	Michigan (from Cleveland)
Ray Ogden, te	Alabama (from St. Louis Cardinals)
Ray Rissmiller, t	Georgia (from Philadelphia)
Walt Roberts, wr	San Jose State (from Cleveland)
George Rose, db	Auburn (from Minnesota)
Bill Sandeman, t	Pacific (from Dallas)
Bob Scholtz, t	Notre Dame (from N.Y. Giants)
Brian Schweda, de	Kansas (from Chicago)
Dave Simmons, lb	Georgia Tech (from St. Louis Cardinals)
Jerry Simmons, wr	Bethune-Cookman (from Pittsburgh)
Bob Smith, rb	North Texas State (from Pittsburgh)
Bobby Lee Smith, db	UCLA (from Detroit)
Larry Stephens, dt	Texas (from Dallas)
Steve Stonebreaker, lb	Detroit (from Baltimore Colts)
Mike Tilleman, dt	Montana (from Minnesota)
Phil Vandersea, lb	Massachusetts (from Green Bay)
Willie Walker, wr	Tennessee State (from Detroit)
Joe Wendyhoski, g	Illinois (from L.A. Rams)
Dave Whitsell, db	Indiana (from Chicago)
Fred Whittingham, lb	Cal Poly-San Luis Obispo (from Philadelphia)
Gary Wood, qb	Cornell (from N.Y. Giants)


1967 DRAFT

Held March 14, 1967

The first combined AFL-NFL draft was held in 1967. A player's overall order of selection is designated by a number after his position. In 1967, the expansion New Orleans Saints received the first and last choices in each round and an additional choice at the end of the 2nd, 3rd and 4th rounds.

1a.	traded to Baltimore	
1b.	Leslie Kelley, fb (26)	Alabama
2a.	James (Bo) Burns, s (27)	Houston
2b.	John Gilliam, rb (52)	South Carolina State
2c.	David Rowe, de (53)	Penn State
3a.	traded to Baltimore	
3b.	Del Williams, g (79)	Florida State
3c.	Ben Hart, wr (80)	Oklahoma
4a.	Ron Widby, p (81)	Tennessee
4b.	Bill Carr, c (106)	Florida
4c.	Tom Stangle, t (107)	Dayton
5a.	Don McCall, rb (108)	Southern California
5b.	John Douglas, cb (133)	Texas Southern
6a.	George Harvey, g (134)	Kansas
6b.	Charles (Bo) Wood, lb (159)	North Carolina

7a.	Gary Hertzog, g (160)	Williamette
7b.	Bob McKelvey, lb (185)	Northwestern
8a.	Sam Harris, te (186)	Colorado
8b.	Barry Siler, lb (211)	Albion
9a.	Tim Lavens, te (212)	Idaho
9b.	Eugene Ross, cb (237)	Oklahoma
10a.	Charles Brown, rb (238)	Missouri
10b.	Roosevelt Robertson, te (263)	North Carolina College
11a.	Jim Benson, g (264)	Florida
11b.	Bernard Corbin, cb (288)	Alabama A&M
12a.	Ronnie Pack, g (289)	Texas Tech
12b.	John Robinson, wr (315)	Tennessee A&I
13a.	Bill Stetz, lb (316)	Boston College
13b.	Gary Grossnickle, s (341)	Missouri
14a.	Jim Hester, te (342)	North Carolina
14b.	George Stetter, cb (367)	Virginia
15a.	John Snow, dt (368)	Wake Forest
15b.	Darrell Johnson, rb (393)	Lamar
16a.	Marcus Rhoden, wr (394)	Mississippi State
16b.	Bruce Cortez, cb (419)	Parsons College
17a.	Dan Abramowicz, wr (420)	Xavier (Ohio)
17b.	Billy Bob Stewart, lb (438)	Southern Methodist (choice acquired from Baltimore)
17c.	Jimmy Walker, s (445)	Providence



WR Danny Abramowicz

1968 DRAFT

Held January 30-31, 1968

1a.	traded to Green Bay	
1b.	Kevin Hardy, dt (7)	Notre Dame (choice acquired from Minnesota)
2.	choice to Los Angeles for joining scouting combine	
3.	Dave Szmakowski, wr (59)	West Texas State
4a.	Willie Crittendon, dt (85)	Tulsa
4b.	Dan Sartin, g (103)	Mississippi
5.	Ronnie Lee South, qb (115)	Arkansas
6.	traded to San Francisco	
7a.	Ray Phillips, g (169)	Michigan (choice acquired from Detroit)
7b.	Eugene Howard, cb (175)	Langston
8.	Dick Swatland, g (195)	Notre Dame
9.	Joe Blake, g (223)	Tulsa
10.	Doug Robinson, s (254)	Iowa State
11.	Bennie Blocker, rb (276)	South Carolina State
12.	John Beck, cb (303)	San Diego State
13.	Kayo Trepanier, t (331)	Montana State
14.	Herbert Covington, rb (359)	Memphis State
15.	Wilmer Cooks, rb (384)	Colorado
16.	Elie Ghattas, g (411)	Ball State
17.	Jim Ferguson, lb (439)	Southern California

1969 DRAFT

Held January 28-29, 1969

1a.	traded to San Francisco	
1b.	John Shinner, g (17)	Xavier (Ohio) (choice acquired from Minnesota)
2a.	traded to Baltimore	
2b.	Richard Neal, de (45)	Southern (choice acquired from St. Louis)
3.	traded to Detroit	
4a.	Dennis Hale, s (85)	Minnesota
4b.	Bob Hudspeth, t (102)	Southern Illinois (choice acquired from Dallas)
5a.	Tony Kyasky, s (111)	Syracuse
5b.	Keith Christensen, t (117)	Kansas

NFL DRAFT HISTORY

- (choice acquired from N.Y. Giants)
6. Bob Miller, te (138) Southern California
 7. traded to Baltimore
 8. Jim Lawrence, wr (189) Southern California
 9. Joe Owens, lb (215) Alcorn State
 10. McKinley Reynolds, rb (241) Hawaii
 11. Tommy Morel, wr (267) Louisiana State
 12. Tom Broadhead, rb (293) Santa Barbara State
 13. Joe Robillard, cb (319) Linfield (Oregon)
 14. Gary Loyd, p (345) California Lutheran
 15. Bill Waller, wr (371) Xavier (Ohio)
 16. Edd Hargett, qb (397) Texas A&M
 17. Chico Kurzwski, s (423) Northwestern

- (choice acquired from Washington)
- 8c. Bob Gresham, rb (201) West Virginia
 - (choice acquired from Oakland)
 9. Tom Williams, s (210) Williamette
 10. Rocky Pampin, rb (239) Hawaii
 - (choice acquired from Philadelphia)
 11. Bob Pollard, de (262) Weber State
 12. Ron Gathright, cb (288) Morehead State
 13. Don Burchfield, te (314) Ball State
 14. Bobby Scott, qb (340) Tennessee
 15. Bart Graves, de (366) Tulane
 16. Craig Robinson, t (392) Houston
 17. Hermann Eban, wr (428) Oklahoma State
 - (choice acquired from Washington)

1970 DRAFT


Held January 27-28, 1970

1. Ken Burrough, wr (10) Texas Southern
2. traded to Cleveland
3. Clovis Swinney, de (62) Arkansas State
4. Delles Howell, cb (88) Grambling
- 5a. Glenn Cannon, s (106) Mississippi
- (choice acquired from Chicago)
- 5b. traded to Washington
- 5c. Steve Ramsey, qb (126) North Texas State
- (choice acquired from Los Angeles)
6. Mel Easley, cb (140) Oregon State
7. Lon Woodard, de (166) San Diego State
8. Lawrence Estes, de (192) Alcorn State
9. Jim Otis, rb (218) Ohio State
10. Jim Brumfield, rb (244) Indiana State
11. Gary Klahr, lb (270) Arizona
12. Willie Davenport, cb (296) Southern
13. Ralph Miller, te (322) Alabama State
- (selection was declared ineligible by NFL)
14. Doug Sutherland, de (348) Wisconsin-Superior
15. Jim Vest, de (374) Washington State
16. Cliff Gasper, dt (400) Grambling
17. Doug Wyatt, s (426) Tulsa

1971 DRAFT

Held January 28-29, 1971

1. Archie Manning, qb (2) Mississippi
- 2a. traded to Chicago



QB Archie Manning

- 2b. Sam Holden, t (31) Grambling
- (choice acquired from Houston)
3. Bivian Lee, cb (54) Prairie View A&M
- 4a. traded to Dallas
- 4b. Carlos Bell, te (82) Houston
- 4c. Wimpy Winther, c (88) Mississippi
- (choice acquired from Washington)
- 4d. D'artagan Martin, cb (91) Kentucky State
- 4e. Don Morrison, t (98) Texas-Arlington
5. traded to Pittsburgh
6. Don Morehead, rb (132) Michigan
- 7a. Larry DiNardo, g (158) Notre Dame
- 7b. Bob Newland, wr (172) Oregon
- (choice acquired from Kansas City)
- 8a. traded to Pittsburgh
- 8b. James Elder, rb (194) Southern

1972 DRAFT



Held February 1-2, 1972

1. Royce Smith, g (8) Georgia
- 2a. Willie Hall, lb (31) Southern California
- (choice acquired from Houston)
- 2b. traded to Oakland
- 3a. Bob Kuziel, c (60) Pittsburgh
- 3b. Tom Myers, s (74) Syracuse
- (choice from Baltimore through Oakland)
- 4a. Mike Crangle, de (85) Tennessee-Martin
- 4b. Joe Federspiel, lb (99) Kentucky
- (choice acquired from Washington through L.A. Rams & Philadelphia)
- 4c. Mike Coleman, de (101) Knoxville College
- (choice acquired from Kansas City)
- 5a. Bill Butler, rb (111) Kansas State
- (choice acquired from Green Bay)
- 5b. Carl Johnson, t (112) Nebraska
- 5c. Bob Davies, s (126) South Carolina
- (choice acquired from Baltimore)
- 6a. Wayne Dorton, g (137) Arkansas State
- 6b. Curt Watson, rb (150) Tennessee
- (choice acquired from Oakland)
7. Ernie Jackson, cb (164) Duke
8. Ron Vinson, wr (189) Abilene Christian
9. Kent Bransletter, dt (216) Houston
10. Andy Kupp, g (241) Idaho
11. Paul Dongieux, lb (267) Mississippi
12. Steve Lockhart, te (293) Arkansas State
13. Cephus Weatherspoon, wr (320) Fort Lewis
14. Steve Barrios, wr (345) Tulane
15. Rusty Lachaussee, qb (372) Tulane
16. Joe Balthrop, g (397) Tennessee
17. Dick Graham, wr (424) Oklahoma State

1973 DRAFT

Held January 30-31, 1973

1. traded to Baltimore
- 2a. Derland Moore, de (29) Oklahoma
- 2b. Steve Baumgartner, de (51) Purdue
- (choice acquired from Washington through N.Y. Jets)
- 3a. traded to Washington
- 3b. Pete Van Valkenburg, rb (66) Brigham Young
- (choice acquired from N.Y. Jets)
- 4a. traded to Detroit
- 4b. Jim Merlo, lb (86) Stanford
- (choice acquired from Baltimore)
5. traded to Denver
- 6a. traded to Washington
- 6b. Marty Shuford, rb (134) Arizona
- (choice from New England)
7. Billy Cahill, s (158) Washington
- 8a. Bob Peterson, g (185) Utah
- 8b. Doug Winslow, wr (207) Drake
- (choice acquired from Washington)
9. Mike Fink, cb (210) Missouri
10. Jeff Horsley, rb (237) North Carolina Central
11. James Owens, rb (262) Auburn
12. Paul Omdorff, te (289) Tampa
13. Richard Watkins, dt (314) Weber State
14. Paul Fersen, t (341) Georgia
15. Mike Evenson, c (366) North Dakota State
16. Howard Stevens, rb (392) Louisville
17. Bobby Garner, te (418) Winston-Salem State



NFL DRAFT HISTORY

1974 DRAFT

Held January 29-30, 1974

- Rick Middleton, lb (13) Ohio State (swapped #1 choices from Detroit)
- Paul Seal, te (36) Michigan
- traded to Cincinnati
- traded to Minnesota
- Rod McNeil, rb (88) Southern California (choice acquired from San Francisco)
- Joel Parker, wr (113) Florida (choice acquired from San Francisco)
- traded to Cincinnati
- Terry Schmidt, cb (121) Ball State (choice acquired from Atlanta)
- traded to Detroit
- traded to Miami
- traded to N.Y. Jets
- Alvin Maxson, rb (201) Southern Methodist (choice acquired from Oakland)
- Phil LaPorta, t (217) Penn State
- Frosty Anderson, wr (235) Nebraska (choice acquired from Houston)
- Tommy Thibodeaux, g (242) Tulane
- Kent Merritt, rb (270) Virginia
- James Buckmon, de (295) Pittsburgh
- Mike Truax, lb (320) Tulane
- Kent Marshall, s (348) Texas Christian
- Larry Cipa, qb (373) Michigan
- Don Coleman, lb (398) Michigan
- Marvin Williams, wr (426) Western Illinois

1975 DRAFT

Held January 28-29, 1975

- Larry Burton, wr (7) Purdue
- Kurt Schumacher, g (12) Ohio State (choice acquired from N.Y. Jets for Billy Newsome)
- Lee Gross, c (32) Auburn
- Andrew Jones, rb (60) Washington State
- Elois Grooms, de (63) Tennessee Tech (choice acquired from Detroit through Minnesota)
- traded to San Francisco
- John Starkebaum, s (92) Nebraska (choice acquired from Philadelphia)
- Charles Hall, de (99) Tulane (choice acquired from St. Louis)
- traded to Chicago
- traded to Detroit
- Mike Lemon, lb (149) Kansas (choice acquired from Buffalo)
- Steve Rogers, rb (163) Louisiana State
- traded to St. Louis
- Mike Strachan, rb (216) Iowa State
- Chuck Heater, rb (241) Michigan
- Danny Lee, p (266) NE Louisiana
- Ron Gustafson, wr (294) North Dakota State
- Jim Upchurch, rb (319) Arizona
- Harlan Huckleby, rb (120) Georgia Tech
- Grant Burget, rb (372) Oklahoma
- Mike McDonald, lb (397) Catawba
- Greg Westbrook, lb (422) Colorado

1976 DRAFT

Held April 8-9, 1976

- Chuck Muncie, rb (3) California
- Tony Galbreath, rb (32) Missouri
- traded to San Francisco
- Bob Simmons, t (77) Texas (choice acquired from Washington through San Diego)
- Tinker Owens, wr (95) Oklahoma
- Scott Parrish, t (127) Utah State
- Terry Stieve, g (160) Wisconsin
- traded to Miami
- Ed Bauer, g (201) Notre Dame (choice acquired from Baltimore through Chicago & Oakland)

- Craig Cassady, s (213) Ohio State
- Warren Peiffer, dt (240) Iowa
- Junior Hardin, lb (269) Eastern Kentucky
- Greg Kokal, qb (294) Kent State
- Milton Butts, t (323) North Carolina State
- Kenny Downing, s (350) Missouri
- Rich Hucke, de (379) Western Montana
- Steve Seminoff, dt (406) Wichita State
- Gene Jones, t (435) Bowling Green
- Scott MacDonald, te (462) West Virginia

1977 DRAFT

Held May 3-4, 1977

- Joe Campbell, de (7) Maryland
- Mike Fultz, dt (34) Nebraska
- Robert Watts, lb (64) Boston College
- traded to L.A. Rams for lb Ken Bordelon
- Dave Lafary, t (118) Purdue
- Dave Hubbard, t (136) Brigham Young (choice acquired from Baltimore)
- Cliff Parsley, p (147) Oklahoma State
- Tom Schick, g (162) Maryland (choice acquired from L.A. Rams)
- Greg Boykin, rb (174) Northwestern
- Jimmy Stewart, s (201) Tulsa
- Dave Knowles, t (231) Indiana
- Rafael Septien, c (258) SW Louisiana
- John Blain, t (285) San Jose State
- Oakley Dalton, dt (315) Jackson State

1978 DRAFT

Held May 2-3, 1978

- Wes Chandler, wr (3) Florida
- James Taylor, t (33) Missouri
- Barry Bennett, dt (60) Concordia (Minn.)
- Don Schwartz, s (87) Washington State
- Eric Felton, cb (115) Texas Tech
- Mike Rieker, qb (141) Lehigh
- Francis Chesley, lb (157) Wyoming (choice acquired from Washington through Houston)
- traded to N.Y. Jets for de Richard Neal
- Brooks Williams, te (199) North Carolina
- Richard Carter, cb (226) North Carolina State
- traded to N.Y. Giants for lb Pat Hughes
- Nathan Besaint, dt (283) Southern
- David Riley, rb (285) West Virginia (choice acquired from Seattle)
- Larry Hardy, te (309) Jackson State

1979 DRAFT

Held May 3-4, 1979


- Russell Erxleben, k-p (11) Texas
- Reggie Mathis, lb (38) Oklahoma
- traded to Miami as compensation for signing de Don Reese
- Jim Kovach, lb (93) Kentucky
- Harlan Huckleby, rb (120) Michigan
- Ricky Ray, cb (146) Norfolk State
- Stan Sysma, lb (176) Minnesota
- Doug Panfil, g (202) Tulsa
- traded to Kansas City for dt Keith Simons
- traded to Oakland for lb Floyd Rice
- David Hall, wr (285) Missouri-Rolla
- Kelsey Finch, rb (311) Tennessee

1980 DRAFT

Held April 29-30, 1980

- Stan Brock, t (12) Colorado
- David Waymer, cb (41) Notre Dame
- traded to Minnesota for T Steve Riley
- Mike Jolly, cb (96) Michigan
- traded to Minnesota for T Steve Riley
- Lester Boyd, lb (150) Kentucky
- Mike Morucci, rb (177) Bloomsburg State

NFL DRAFT HISTORY



T Stan Brock

8. Chuck Evans, lb (206) Stanford
9. Frank Mordica, rb (233) Vanderbilt
10. Tanya Webb, de (262) Michigan State
11. George Woodard, rb (289) Texas A&M
12. Kiser Lewis, lb (318) Florida A&M

1981 DRAFT

Held April 28-29, 1981

1. George Rogers, rb (1) South Carolina
1. Dave Wilson, qb, (Supplemental '81 draft choice) Illinois
- 2a. Russell Gary, s (29) Nebraska
- 2b. Rickey Jackson, lb (51) Pittsburgh (choice acquired from San Diego)
- 3a. Frank Warren, de (57) Auburn
- 3b. Hoby Brenner, te (71) Southern California (choice acquired from Minnesota)
4. traded to Miami for qb Guy Benjamin
- 5a. Louis Oubre, g (112) Oklahoma
- 5b. Jerry Boyarsky, nt (128) Pittsburgh (choice acquired from Minnesota)
- 6a. Nat Hudson, g (139) Georgia
- 6b. Johnnie Poe, cb (144) Missouri (choice acquired from Tampa Bay)
- 6c. Glen Redd, lb (166) Brigham Young (choice acquired from Oakland)
7. Kevin Williams, wr (167) Southern California (traded to New England for g Sam Adams)
- 8a. Gene Gladys, lb (214) Penn State (choice acquired from Buffalo)
- 8c. Kevin Evans, s (215) Arkansas (choice acquired from San Diego)
9. Toussaint Tyler, rb (222) Washington
10. Hokie Gajan, rb (249) Louisiana State
11. Lester Mickens, wr (277) Kansas
12. Jim Wilks, dt (305) San Diego State

1982 DRAFT

Held April 27-28, 1982

- 1a. choice exercised in 1981 supplemental draft for qb Dave Wilson
- 1b. Lindsay Scott, wr (13) Georgia (choice acquired from Green Bay through San Diego)
2. Brad Edelman, c (30) Missouri
- 3a. Rodney Lewis, cb (58) Nebraska
- 3b. Eugene Goodlow, wr (66) Kansas State (choice acquired from Minnesota)
- 3c. Kenny Duckett, jr (68) Wake Forest (choice acquired from Washington)
- 3d. John Krimm, s (76) Notre Dame (choice acquired from San Diego)
4. Morten Andersen, k (86) Michigan State
5. Tony Elliott, nt (114) North Texas State
6. Marvin Lewis, rb (142) Tulane (traded to Miami for qb Guy Benjamin)
7. Chuck Slaughter, t (198) South Carolina
- 8a. traded to Washington
9. traded to Washington
10. traded to Washington
11. traded to Washington

12. traded to Washington

1983 DRAFT

Held April 26-27, 1983

1. traded to Green Bay for de Bruce Clark
2. Steve Korte, g (38) Arkansas
- 3a. John Tice, te (65) Maryland
- 3b. Cliff Austin, rb (66) Clemson (choice acquired from Buffalo through St. Louis)
4. Gary Lewis, dt (98) Oklahoma State (traded to Denver)
5. traded to Cincinnati for te Don Bass
6. traded to Kansas City for lb Whitney Paul
8. David Greenwood, s (206) Wisconsin
9. traded to New England
10. traded to New England
11. traded to New England
12. traded to New England

1984 DRAFT

Held May 1-2, 1984

1. traded to N.Y. Jets for qb Richard Todd
2. James Geathers, dt (42) Wichita State
- 3a. Terry Hoage, s (68) Georgia (choice acquired from Buffalo)
- 3b. Tyrone Anthony, rb (69) North Carolina
- 4a. traded to Denver for g Kelvin Clark
- 4b. Joel Hilgenberg, g (97) Iowa (choice acquired from New England)
5. Jitter Fields, cb (123) Texas
5. Don Thorp, nt (156) Illinois (traded to L.A. Raiders for past consideration)
7. Clemon Terrell, rb (210) Southern Mississippi
9. Brian Hansen, p (237) Sioux Falls College
10. Paul David Gray, lb (264) Western Kentucky
11. Michel Bourgeois, de (291) Boise State
12. Byron Nelson, t (324) Arizona

1984 USFL SUPPLEMENTAL DRAFT

Held June 5, 1984







A supplemental draft was held for those players who had been eligible to be drafted by NFL teams, but who hadn't been drafted due to contracts with other professional leagues (USFL or CFL). The draft gave NFL teams the league rights to the players if they ever became free agents (through May 1, 1988).

1. Vaughan Johnson, lb (15) North Carolina State (Jacksonville Bulls)
2. Mel Gray, rb (42) Purdue (Los Angeles Express)
3. Steve Bearden, lb (69) Vanderbilt (Memphis Showboats)

1985 DRAFT

Held April 30-May 1, 1985

- 1a. traded to Houston for rb Earl Campbell
- 1b. Alvin Toles, lb (24) Tennessee (choice acquired from Washington)
2. Daren Gilbert, t (38) Cal State-Fullerton
3. Jack Del Rio, lb (68) Southern California
4. Billy Allen, s (95) Florida State
5. traded to Washington
6. traded to Atlanta for te Junior Miller
7. Eric Martin, wr (179) Louisiana State
8. Joe Kohlbrand, lb (206) Miami (Fla.)
9. Earl Johnson, cb (236) South Carolina
10. traded to Washington
11. traded to Washington
12. Treg Songy, s (320) Tulane



NFL DRAFT HISTORY

1986 DRAFT

Held April 29-30, 1986

- 1a. traded to Indianapolis
- 1b. Jim Dombrowski, t (6) Virginia
(choice acquired from Indianapolis)
(swapped 1st-round picks with Indianapolis)
2. Dalton Hilliard, rb (31) Louisiana State
- 3a. Rueben Mayes, rb (57) Washington State
(choice acquired from Tampa Bay)
- 3b. Pat Swilling, lb (60) Georgia Tech
(choice acquired from Indianapolis)
- 3c. Barry Word, rb (62) Virginia
4. Kelvin Edwards, wr (88) Liberty Baptist
5. Reggie Sutton, cb (115) Miami (Fla.)
6. Robert Thompson, wr (142) Youngstown State
7. Gill Fenerty, rb (173) Holy Cross
8. Filipo Mokofofi, lb (200) Utah
9. Merlon Jones, lb (226) Florida A&M
10. Jonathan Dumbauld, d (253) Kentucky
11. Patrick Swoopes, nt (284) Mississippi State
12. Sebastian Brown, wr (311) Bethune-Cookman

1987 DRAFT

Held April 28-29, 1987

1. Shawn Knight, de (11) Brigham Young
1. Lonzell Hill, wr (40) Washington
3. Michael Adams, cb (67) Arkansas State
4. Steve Trapilo, g (96) Boston College
5. Milton Mack, cb (123) Alcorn State
6. Thomas Henley, wr (152) Stanford
7. Gene Atkins, s (179) Florida A&M
8. Toi Cook, cb (207) Stanford
9. Scott Leach, lb (234) Ohio State
10. Robert Clark, wr (263) North Carolina Central
11. Arthur Wells, te (290) Grambling State
12. Tyrone Sorrells, g (319) Georgia Tech

1988 DRAFT

Held April 24-25, 1988

1. Craig Heyward, fb (24) Pittsburgh
2. Brett Perriman, wr (52) Miami (Fla.)
- 3a. traded to Denver
- 3b. Tony Stephens, nt (81) Clemson
(choice acquired from Denver)
4. Lydell Carr, fb (106) Oklahoma
- 5a. Greg Scales, te (112) Wake Forest
(from Kansas City for lb Jack Del Rio)
- 5b. Keith Taylor, cb (134) Illinois
6. Bob Sims, g (162) Florida
7. Brian Forde, lb (190) Washington State
8. Glenn Derby, t (218) Wisconsin
9. Clarence Nunn, cb (246) San Diego State
- 10a. Todd Santos, qb (274) San Diego State
- 10b. Vincent Fizer, lb (276) Southern
(choice acquired from Denver)
11. Gary Couch, wr (302) Minnesota
12. Paul Jurgensen, lb (330) Georgia Tech

1989 DRAFT

Held April 23-24, 1989

1. Wayne Martin, de (19) Arkansas
2. Robert Massey, cb (46) North Carolina Central
3. Kim Phillips, cb (79) North Texas State
4. Michael Mayes, cb (106) Louisiana State
5. Kevin Haverdink, t (133) Western Michigan
6. Floyd Turner, wr (159) Northwestern State (La.)
7. David Griggs, fb (186) Virginia
8. Fred Hadley, wr (213) Mississippi State
9. Jerry Leggett, lb (246) Cal State-Fullerton
10. Joe Henderson, rb (273) Iowa State
11. Calvin Nicholson, cb (300) Oregon State
12. Michael Cadore, wr (327) Eastern Kentucky

1990 DRAFT

Held April 22-23, 1990

1. Renaldo Turnbull, de (14) West Virginia
2. Vince Buck, cb (44) Central State (Ohio)
3. Joel Smeenge, de (71) Western Michigan
4. DeMond Winston, lb (98) Vanderbilt
5. Charles Arbuckle, te (125) UCLA
- 6a. Mike Buck, qb (156) Maine
- 6b. James Williams, lb (158) Mississippi State
(choice acquired from Minnesota through Dallas and . . . L.A. Raiders)
7. Scott Hough, g/t (183) Maine
- 8a. Gerry Gdowski, qb (207) Nebraska
(choice acquired from L.A. Raiders)
- 8b. Derrick Carr, de (210) Bowling Green
- 9a. Broderick Graves, rb (233) Winston-Salem State
(choice acquired from L.A. Raiders)
- 9b. Lonnie Brockman, lb (236) West Virginia
- 10a. Gary Cooper, wr (260) Clemson
(choice acquired from L.A. Raiders)
- 10b. Ernest Spears, s (267) Southern California
- 11a. Webbie Burnett, nt (287) Western Kentucky
(choice acquired from L.A. Raiders)
- 11b. traded to Philadelphia for rb Bobby Morse
12. Chris Port, t (320) Duke

1991 DRAFT

Held April 21-22, 1991

1. traded to Dallas for qb Steve Walsh
2. Wesley Carroll, wr (42) Miami (Fla.)
3. traded to Dallas for qb Steve Walsh
4. traded to L.A. Raiders for #6, 8, 9, 10, 11 in 1990
5. Reggie Jones, cb (126) Memphis State
6. Fred McAfee, rb (154) Mississippi College
7. Hayward Haynes, g (182) Florida State
8. Frank Wainright, te (210) Northern Colorado
9. Anthony Wallace, rb (237) California
10. traded to Tampa Bay for dt Robert Goff
11. Scott Ross, lb (293) Southern California
12. Mark Drabczak, g (321) Minnesota

1992 DRAFT

Held April 26-27, 1992

1. Vaughn Dunbar, rb (21) Indiana
2. traded to Dallas for qb Steve Walsh
- 3a. Tyrone Legette, cb (72) Nebraska
(choice acquired from L.A. Raiders through Tampa Bay)
- 3b. traded to Tampa Bay
- 4a. Gene McGuire, c (95) Notre Dame
(choice acquired from Seattle for rb Rueben Mayes)
- 4b. Sean Lumpkin, s (106) Minnesota
- 5a. traded to Houston for rb Allen Pinkett
- 5b. Torrance Small, wr (138) Alcorn State
(choice acquired from Detroit for wr Brett Perriman)
6. Kary Vincent, cb (164) Texas A&M
7. traded to L.A. Raiders for s Vencie Glenn
8. Robert Stewart, nt (218) Alabama
9. Donald Jones, lb (245) Washington
10. Marcus Dowdell, wr (276) Tennessee State
11. Mike Gisler, g (303) Houston
12. Scott Adell, t (330) North Carolina State

1993 DRAFT

Held April 25-26, 1993

- 1a. William Roof, t (8) Louisiana Tech
(choice acquired from Detroit for lb Pat Swilling)
- 1b. Irv Smith, te (20) Notre Dame
(choice acquired from Phoenix through San Francisco in exchange of 1st round picks)
2. Reggie Freeman, lb (53) Florida State
(choice acquired from San Francisco as part of exchange of 1st round picks)
- 4a. Lorenzo Neal, fb (89) Fresno State
(choice acquired from Detroit for lb Pat Swilling)
- 4b. Derek Brown, rb (109) Nebraska
5. Tyrone Hughes, cb (137) Nebraska

NFL DRAFT HISTORY



T William Roaf

- 6. Ronnie Dixon, nt (165) Cincinnati
- 7. Othello Henderson, s (193) UCLA
- 8. Jon Kirksey, nt (221) Cal State- Sacramento

1994 DRAFT

Held April 24-25, 1994

- 1a. traded to N.Y. Jets (12)
(swapped 1st-round picks with N.Y. Jets)
- 1b. Joe Johnson, de (13) Louisville
(choice acquired from N.Y. Jets)
- 2. Mario Bates, rb (44) Arizona State
- 3. Winfred Tubbs, lb (79) Texas
- 4. Doug Nussmeier, qb (116) Idaho
- 5a. Herman Carroll, de (142) Mississippi State
- 5b. Craig Novitsky, g (143) UCLA
(choice acquired from N.Y. Jets in above trade)
- 6. Derrell Mitchell, wr (176) Texas Tech
- 7. Lance Lundberg, t (213) Nebraska

1995 DRAFT

Held April 22-23, 1995

- 1. Mark Fields, lb (13) Washington St.
- 2. Ray Zellars, fb (44) Notre Dame
- 3. Mike Verstegen, t (75) Wisconsin
- 4. Dameian Jeffries, de (108) Alabama
- 5. William Strong, cb (148) North Carolina St.
- 6. Lee DeRamus, wr (184) Wisconsin
- 7a. traded to Rams for qb Jim Everett
- 7b. Travis Davis, s (242) Notre Dame
(Compensatory)

1996 DRAFT

Held April 20-21, 1996

- 1. Alex Molden, cb (11) Oregon
- 2. Je'Rod Cherry, cb (40) California
- 3. Brady Smith, de (70) Colorado St.
- 4. Ricky Whittle, rb (103) Oregon
- 5a. Mercury Hayes, wr (136) Michigan
(from Baltimore for cb Reginald Jones)
- 5b. Tom Ackerman, g (145) Eastern Washington
- 5c. Terry Guess, wr (165) Gardner-Webb
(Compensatory)
- 6a. Keno Hills, t (179) Southwestern Louisiana
- 6b. Toderick Malone, wr (204) Alabama
(Compensatory)
- 7a. traded to Oakland for dt Willie Broughton
- 7b. Henry Lusk, te (246) Utah
(Compensatory)

1997 DRAFT

Held April 19-20, 1997

- 1a. traded to Oakland for #10, #39, #107, wr Daryl Hobbs (2)
- 1b. Chris Naeole, g (10) Colorado
(choice acquired from Oakland for #2, #166)
- 2a. Rob Kelly, s (33) Ohio St.
- 2b. Jared Tomich, de (39) Nebraska
(choice acquired from Oakland for #2, #166)
- 3. Troy Davis, rb (62) Iowa St.

- 4a. Danny Wuerffel, qb (99) Florida
traded to Houston for #116, #165 (from Oakland for #2, #166)
- 4b. Keith Poole, wr (116) Arizona St.
(choice acquired from Kansas City through Houston)
- 4c. traded to Washington for qb Heath Shuler (132)
- 5. Nicky Savoie, te (165) Louisiana State
(from Atlanta through Houston)
- 6b. Traded to Oakland for #10, #39, #107, wr Daryl Hobbs (166)
- 7. Traded to Oakland for dt Austin Robbins (203)

1998 DRAFT

Held April 18-19, 1998

- 1. Kyle Turley, t (7) San Diego St.
- 2. Cameron Cleeland, te (40) Washington
traded to Washington for qb Heath Shuler (69)
- 3. Fred Weary, cb (97) Florida
(choice acquired from Oakland for cb Eric Allen)
- 4a. Julian Pittman, de (99) Florida St.
- 4b. Wilmont Perry, rb (132) Livingstone
- 5. Chris Bordano, lb (161) SMU
traded to Carolina for s Chad Cota (196)
- 6. Andy McCullough, wr (204) Tennessee
(choice acquired from Seattle for wr Daryl Hobbs)
- 7c. Ron Warner, lb (239) Kansas
(Compensatory)

1999 DRAFT

Held April 17-18, 1999

- 1a. Ricky Williams, rb (5) Texas
(choice acquired from Washington for 1st (12), 3rd (71), 4th (107), 5th (144), 6th (179) & 7th (218) round draft choices and 1st & 3rd in 2000 NFL Draft)
- 1b. traded to Washington (12)
- 2. traded to St. Louis Rams for wr Eddie Kennison (41)
- 3. traded to Washington (71)
- 4. traded to Washington (107)
- 5. traded to Washington (144)
- 6. traded to Washington (179)
- 7. traded to Washington (218)

2000 DRAFT

Held April 15-16, 2000

- 1. Traded to Washington for #5 in 1999 (2)
- 2. Darren Howard, de (33) Kansas State
- 3. Traded to Washington for #5 in 1999 (64)
- 4. Terrelle Smith, fb (96) Arizona State
- 5a. Tutan Reyes, t (131) Mississippi
- 5b. From Chicago for wr Eddie Kennison to Indianapolis for #158 & #195
- 5c. Austin Wheatley, te (158) Iowa
(choice acquired from Indianapolis with #195 for #138)
- 5d. Chad Morton, rb (166) Southern California
(Compensatory)
- 6a. Marc Bulger, qb (168) West Virginia
- 6b. Michael Hawthorne, cb (195) Purdue
(choice acquired from Indianapolis with #158 for #138)
- 6c. Sherrod Gideon, wr (200) Southern Mississippi
(Compensatory)
- 7a. traded to Kansas City in exchange for defensive coordinator Ron Zook (208)
- 7b. Kevin Houser, fb (228) Ohio State
(choice acquired from Kansas City along with defensive coordinator Ron Zook for #208)

2001 DRAFT

Held April 21-22, 2001

- 1. Deuce McAllister, rb (23) Mississippi
- 2. traded to Dallas for #70 & #81
- 3. traded to Green Bay for qb Aaron Brooks and te Lamont Hall
- 3a. Sedrick Hodge, lb (70) North Carolina
(choice acquired from Dallas)
- 3b. Kenny Smith, dt (81) Alabama
(choice acquired from Indianapolis through Dallas)
- 4. Moran Norris, fb (115) Kansas



HISTORY



NFL DRAFT HISTORY

5. Onome Ojo, wr (153) Cal-Davis
6. Mitch White, t (185) Oregon State
7. Ennis Davis, dt (221) Southern California

2002 DRAFT

Held April 20-21, 2002

- 1a. Donté Stallworth, wr (13) Tennessee
- 1b. Charles Grant, de (25) Georgia (choice acquired from Miami with #125 for rb Ricky Williams & #114)
2. LeCharles Bentley, c (44) Ohio State
3. James Allen, lb (82) Oregon State
4. Keyuo Craver, cb (125) Nebraska (choice acquired from Miami)
5. Mel Mitchell, s (150) Western Kentucky
- 6a. J.T. O'Sullivan, qb (186) Cal-Davis
- 6b. John Gilmore, te (196) Penn State (choice acquired from N.Y. Jets for rb Chad Morton)
7. Derrius Monroe, de (224) Virginia Tech

2003 DRAFT

Held April 26-27, 2003

1. Johnathan Sullivan, dt (6) Georgia (choice acquired from Arizona for the Saints' two 1st round picks (#17 and #18). As part of the trade, the two clubs swapped 2nd round picks and the Saints received Arizona's 4th round selection.)
2. Jon Stinchcomb, t (37) Georgia (choice acquired from Arizona in exchange of 2nd round picks; Arizona received #54)
- 3a. (#78, from Kansas City for t William Roaf) choice traded to New England for s Tebucky Jones, along with a 7th round choice (239) and a 4th round pick in 2004.
- 3b. Cie Grant, lb (86) Ohio State
- 4a. Montrae Holland, g (102) (choice acquired from Arizona as part of trade of 1st round picks)
- 4b. Choice traded to Cincinnati for rb Curtis Keaton (118)
5. Melvin Williams, de (155) Kansas State (#190), choice traded to Minnesota for qb Todd Bouman
- 6a. Kareem Kelly, wr (203) Southern California (choice acquired from Seattle Seahawks, through Green Bay, for dt Norman Hand)
- 7a. Talman Gardner, wr (231) Florida State
- 7b. (#239, from Indianapolis for rb Ricky Williams), choice traded to New England for s Tebucky Jones.

2004 DRAFT

Held April 24-25, 2004

1. Will Smith, de (18) Ohio State



DE Will Smith

- 2a. (#48), choice traded to Minnesota in exchange for the Vikings' 2nd round pick (#50) and fifth-round pick (#151)
- 2b. Devery Henderson (50) Louisiana State (choice acquired from Minnesota as part of swap of 2nd round picks)
- 2c. Courtney Watson (60) Notre Dame (choice acquired from St. Louis for t Kyle Turley)
3. (#81), choice traded to Washington. The two clubs swapped

2004 5th round picks (the Saints' #151 for Washington's #139) and New Orleans received Washington's 2nd round pick in 2005.

4. (#113), choice traded to New England for s Tebucky Jones
- 5a. Rodney Leisle, dt (139) UCLA (choice acquired from Washington. The two clubs swapped 2004 5th round picks (the Saints' #151... for Washington's #139) and New Orleans received Washington's 2nd round pick in 2005.)
- 5b. (#150), choice traded to Jacksonville for cb Jason Craft
- 5c. (#151) choice traded to Washington. The two clubs swapped 2004 5th round picks (the Saints' #151 for Washington's #139) and New Orleans received Washington's 2nd round pick in 2005.
- 5d. Mike Karney (156) Arizona State (choice acquired from Dallas. The Saints sent their sixth- (#182) and 7th round (#206) choices to the Cowboys for the 5th round pick.)
6. (#182), choice traded to Dallas for 5th round pick (#156)
- 7a. (#206), choice traded to Dallas Cowboys for 5th round pick (#156). Pick originally acquired from Washington in 2003 trade of dt Martin Chase.
- 7b. (#206), choice traded to Miami in 2003 trade for lb Derrick Rodgers.
- 7c. Colby Bockwoldt (240) Brigham Young

2005 DRAFT

Held April 23-24, 2005

1. Jammal Brown, t (13) Oklahoma (choice acquired from Houston. The Saints sent their 1st-round pick (18th overall) to Houston in exchange for the Texans' 1st-round choice (13th overall) and a 3rd-round pick in 2006.
- 2a. Josh Bullocks, s (40) Nebraska (choice acquired from Washington in 2004 draft day trade. New Orleans sent its 3rd-round pick in 2004 to Washington for this 2nd-round choice. The two clubs also swapped 2004 5th-round choices in the trade.)
- 2b. (#51) (choice traded to Green Bay along with qb J.T. O'Sullivan in 10/4/04 trade for cb Mike McKenzie)
3. Alfred Fincher, lb (82) Connecticut
4. Chase Lyman, wr (118) California
5. Adrian McPherson, qb (152) Florida State
6. Jason Jefferson, dt (193) Wisconsin
7. Jimmy Verdon, de (232) Arizona State

2006 DRAFT

Held April 29-30, 2006

1. Reggie Bush, rb (2) Southern California
- 2a. (#34), choice traded to Cleveland for c Jeff Faine and the Browns' 2nd-round pick (#43)
- 2b. Roman Harper, s (43) Alabama
3. (#66) (choice traded to Houston in 4/23/05 trade with Texans to move up from 18th to 13th overall and select t Jammal Brown)
- 4a. (#99) (choice traded to Philadelphia for Eagles' 4th-round pick (#108) and dt Hollis Thomas)
- 4b. Jahri Evans, g (108) Bloomington
5. Rob Ninkovich, de (135) Purdue
- 6a. Mike Hass, wr (171) Oregon State
- 6b. Josh Lay, cb (174) Pittsburgh (choice acquired from Green Bay in 2005 trade for cb Mike McKenzie)
- 7a. Zach Strief, t (210) Northwestern
- 7b. Marques Colston, wr (252) Hofstra (Compensatory Selection)

2007 DRAFT

Held April 28-29, 2007

1. Robert Meachem, wr (27) Tennessee
- 2a. (#58), Choice traded to Detroit for 3rd-round pick (#66) and 5th-round pick (145th)
- 2b. Usama Young, cb (66) Kent State
- 3b. Andy Alleman, g (88) Akron
- 4a. Antonio Pittman, rb (107), from Houston Ohio State
- 4b. (#123) Traded to Houston with 5th round pick (#163) for 4th-round pick (#107)

NFL DRAFT HISTORY

- 4b. Jermon Bushrod, t (125) Towson (#126) To Indianapolis as compensation for signing Restricted Free Agent cb Jason David
5. David Jones, cb (145) Wingate (#163) Traded to Houston with 4th-round pick (#123) for 4th-round pick (#107)
6. (#199) Traded to the Miami Dolphins for k Olindo Mare
7. Marvin Mitchell, lb (220) Tennessee

6. (#189) Traded to New England in exchange for te David Thomas
- 7a. Greg Romeus, dt (226) Pittsburgh
- 7b. Nate Bussey, lb (243) Illinois

2012 DRAFT

Held April 26-28, 2012

1. (#27) Traded to New England
3. Akiem Hicks, dt (89) Regina
- Nick Toon, wr (122) Wisconsin
5. Corey White, cb (162) Samford
6. Andrew Tiller, g (179) Syracuse choice from Miami
7. Marcel Jones, t (234) Nebraska

2013 DRAFT

Held April 25-27, 2013

1. Kenny Vaccaro, s (14) Texas
- 3a. Terron Armstead, t (75) Arkansas-Pine Bluff
- 3b. John Jenkins, dt (82) Georgia (choice acquired from Miami in exchange for #106 from N.Y. Jets for rb Chris Ivory and #109)
4. (#109) Traded to Miami
5. Kenny Stills, wr (144) Oklahoma
6. Rufus Johnson, lb (183) Tarleton State
7. (#220) Traded to Seattle in exchange for lb Barrett Ruud

2014 DRAFT

Held May 8-10, 2014

1. Brandin Cooks, wr (20) Oregon State (choice acquired from Arizona in exchange for #27 and #91)
2. Stanley Jean-Baptiste, cb (58) Nebraska
3. (#91) Traded to Arizona
4. Khairi Ford, lb (126) California
- 5a. Vinnie Sunseri, s (167) Alabama
- 5b. Ronald Powell, olb (169) Florida (choice acquired from Philadelphia in exchange for rb Darren Sproles)
6. Tavon Rooks, t (202) Kansas State
7. (#243) Traded to San Francisco in exchange for olb Parys Haralson

2015 DRAFT

Held April 30-May 2, 2015

- 1a. Andrus Peat, t (13) Stanford
- 1b. Stephone Anthony, lb (31) Clemson (choice acquired from Seattle with c Max Unger in exchange for te Jimmy Graham and #130)
2. Hau'oli Kikaha, lb (44) Washington
- 3a. Garrett Grayson, qb (75) Colorado State
- 3b. P.J. Williams, cb (78) Florida State (choice acquired from Miami with lb Dannelle Ellerle in exchange for wr Kenny Stills)
4. (#130) Traded to Seattle
- 5a. Davis Tull, lb (148) Chattanooga
- 5b. Tyeler Davison, dt (154) Fresno State (choice acquired from Kansas City in exchange for g Ben Grubbs)
- 5c. Damian Swann, cb (167) Georgia (choice acquired from Washington in exchange for #187 and New Orleans' 2016 6th-round draft pick)
6. (#187) Traded to Washington
7. Marcus Murphy, rb/rs (230) Missouri

2016 DRAFT

Held April 28-30, 2016

1. Sheldon Rankins, dt (12) Louisville
- 2a. Michael Thomas, wr (47) Ohio State
- 2b. Vonn Bell, s (61) Ohio State (choice acquired from New England in exchange for #78 and #112)
3. (#78) Traded to New England
- 4a. (#112) Traded to New England

2008 DRAFT

Held April 26-27, 2008

1. Sedrick Ellis, dt (7) Southern California choice from New England
2. Tracy Porter, cb (40) Indiana
3. (#78) Traded to New England along with 1st-round pick (#10) for 1st-round pick (#7) and 5th-round pick (#164) (#113) Traded to N.Y. Jets for lb Jonathan Vilma
- 5a. DeMario Pressley, dt (144) North Carolina State choice from Detroit
5. (#146) Traded to Detroit along with 7th-round pick (#218) for 5th-round pick (#144)
- 5b. Carl Nicks, lg (164) Nebraska choice from New England
6. Taylor Mehlhaff, k (178) Wisconsin
7. Adrian Arrington, wr (237) Michigan (choice acquired from Green Bay in exchange for 6th-round pick in 2009 draft)

2009 DRAFT

Held April 25-26, 2009

1. Malcolm Jenkins, cb (14) Ohio State
2. (#45) Traded to N.Y. Giants along with 5th-round pick (#152) in exchange for te Jeremy Shockey
3. (#76) Traded to N.Y. Jets along with 2008 4th-round pick in exchange for lb Jonathan Vilma and 2009 4th-round pick (#118)
- 4a. Chip Vaughn, s (116) Wake Forest
- 4b. Stanley Amoux, lb (118) Wake Forest choice from N.Y. Jets
5. (#151) Traded to N.Y. Giants
5. Thomas Morstead, p (164) Southern Methodist choice from Philadelphia
6. (#184) Traded to Green Bay in exchange for 2008 7th-round pick
7. (#222) Traded to Philadelphia along with 5th-round pick in 2010 draft in exchange for 5th-round pick (#164)

2010 DRAFT


Held April 22-24, 2010

1. Patrick Robinson, cb (32) Florida State
2. Charles Brown, t (64) Southern California
3. Jimmy Graham, te (95) Miami (Fla.)
4. Al Woods, dt (123) Louisiana State choice from Arizona
5. Matt Tennant, c (158) Boston College choice from Jacksonville (acquired in exchange for 2011 4th-round pick)
5. (#163) Traded to Philadelphia
6. (#201) Traded to Arizona with #130 in exchange for #123
7. Sean Canfield, qb (239) Oregon State

2011 DRAFT

Held April 28-30, 2011

- 1a. Cameron Jordan, de (24) California
- 1b. Mark Ingram, rb (28) Alabama choice from New England
2. (#56) Traded to New England
- 3a. Martez Wilson, lb (72) Illinois choice from Washington
- 3b. Johnny Patrick, cb (88) Louisville
4. (#121) Traded to Jacksonville for 2010 5th-round pick (#158)
5. (#155) Traded to Washington with t Jammal Brown for 3rd-round pick (#72)



NFL DRAFT HISTORY

- David Onyemata, dt (120) Manitoba
(choice acquired from Washington in exchange for #152 and a 5th-round pick in 2017)
- (#152) Traded to Washington
- (#187) Traded to Washington
- Daniel Lasco, rb (237) California

- (#130) Traded to Minnesota
- (#169) Traded to Minnesota
- (#203) Traded to Minnesota
- (#238) Traded to Minnesota
- Tommy Stevens, qb (240) Mississippi State
(choice acquired from Houston)

2017 DRAFT

Held April 27-29, 2017

- Marshon Lattimore, cb (11) Ohio State
Ryan Ramczyk, t (32) Wisconsin
(choice acquired from New England along with #103 in exchange for wr Brandin Cooks and #118)
- Marcus Williams, s (42) Utah
- Alvin Kamara, rb (67) Tennessee
(choice acquired from San Francisco in exchange for #229 and a 2018 second round pick)
- Alex Anzalone, lb (76) Florida
- Trey Hendrickson, de (103) Florida Atlantic
(choice acquired from New England along with #32 in exchange for wr Brandin Cooks and #118)
- (#118) Traded to New England
- (#154) Traded to Washington along with #152 in 2016 for the right to select dt David Onyemata
- Al-Quadin Muhammad, de (196) Miami (Fla.)
(#229) Traded to San Francisco

2018 DRAFT

Held April 26-28, 2018

- Marcus Davenport, de (14) Texas-San Antonio
(choice acquired from Green Bay for #27 and #147 in 2018 and 2019 first round pick)
- (#59) Traded to San Francisco
- Tre Quan Smith, wr (91) Central Florida
- Rick Leonard, t (127) Florida State
- (#147) Traded to Green Bay
- Natrell Jamerson, db (164) Wisconsin
- Kamrin Moore, db (189) Boston College
(choice acquired from Arizona in 2017 in exchange for rb Adrian Peterson)
- Boston Scott, rb (201) Louisiana Tech
- Will Clapp, c/g (245) Louisiana State

2019 DRAFT

Held April 25-27, 2019

- (#30) Traded to Green Bay
- Erik McCoy, c (48) Texas A&M
(choice acquired from Miami along with #116 in 2019 for #63, #202 and 2020 second round pick)
- (#93) Traded to New York Jets
- C.J. Gardner-Johnson, s (105) Florida
(choice acquired from New York Jets in exchange for #116 acquired from Miami and #168)
- (#132) Traded to New York Giants
- (#168) Traded to New York Jets
- Saquan Hampton, s (177) Rutgers
(choice acquired from New York Jets along with qb Teddy Bridgewater in exchange for #93)
- (#202) Traded to Miami
- TE Alize Mack, te (231) Notre Dame
(choice acquired from Cleveland in exchange for dt Devaroe Lawrence)
- LB Kaden Elliss, lb (244) Idaho

2020 DRAFT

Held April 23-25, 2020

- Cesar Ruiz, c (24) Michigan
- (#56) Traded to Miami
- Zack Baun, lb (74) Wisconsin
(choice acquired from Cleveland)
- (#88) Traded to Cleveland
- Adam Trautman, te (105) Dayton
(choice acquired from Minnesota)

2021 DRAFT

Held April 29 - May 1, 2021

- Payton Turner, de (28) Houston
- Pete Werner, lb (60) Ohio State
- Paulson Adebbo, cb (76) Stanford
(choice acquired from Denver in exchange for #98 and #105)
- (#91) (choice traded to Cleveland along with #88 in 2020 in exchange for Browns' 2020 4th-round pick (#74))
- (#98) Traded to Denver (Compensatory Selection)
- (#105) Traded to Denver (Special Compensatory Selection)
- Ian Book, qb (133) Notre Dame
- (#172) Traded to San Francisco along with lb Kiko Alonso in exchange for lb Kwon Alexander
- Landon Young, t (206) Kentucky
(choice acquired from Indianapolis in exchange for #218 and #229)
- (#212) Traded to Houston in exchange for #240 in 2020
- (#218) Traded to Indianapolis (Compensatory Selection)
- (#229) Traded to Indianapolis (Originally acquired from Jacksonville in exchange for dt Malcolm Brown)
- Kawaan Baker, wr (255) South Alabama
(Compensatory Selection)

2022 DRAFT

Held April 28-30, 2022

- Chris Olave, wr (11) Ohio State
(choice acquired from Washington in exchange for #16, #98 and #120)
- Trevor Penning, t (19) Northern Iowa
(choice acquired from Philadelphia along with #16 and #194 in exchange for #18, #101, #237, New Orleans's 2023 first round pick and their 2024 second round pick)
- Alontae Taylor, cb (49) Tennessee
- (#80) Traded to Houston in exchange for cb Bradley Roby
- (#98) Traded to Washington
- (#120) Traded to Washington
- D'Marco Jackson, lb (161) Appalachian State
- Jordan Jackson, dt (194) Air Force
(choice acquired from Philadelphia)
- (#237) Traded to Philadelphia

DRAFT SUMMARY

In 56 college drafts, the Saints have selected 577 players.

(Player totals include QB Dave Wilson, selected in the 1981 Supplemental Draft; does not include players taken in 1984 USFL Supplemental Draft.)

BY POSITION: 73 RB; 73 LB; 71 WR; 62 CB; 51 DE; 44 G; 44 S; 44 T; 34 DT; 30 TE; 21 QB; 13 C; 6 P; 5 FB and 4 K.

MOST BY COLLEGE: 17 – Nebraska, Southern California, Ohio State; 13 – Notre Dame; 12 – Tennessee; 11 – Florida State, Michigan, Wisconsin; 10 – Florida, Georgia, Louisiana State, Oklahoma; 9 – Missouri; 8 – Alabama, Tulane; 7 – California, Mississippi, Oregon State, Pittsburgh, Washington State; 6 – Colorado, Houston, Kansas, Miami (Fla.), Mississippi State, San Diego State, Stanford, Texas, West Virginia; 5 – Arizona State, Brigham Young, Kansas State, Kentucky, Minnesota, North Carolina State, Purdue, Southern, Tulsa, Virginia, Wake Forest, Washington; 4 – Alcorn State, Arizona, Arkansas, Arkansas State, Boston College, Clemson, Georgia Tech, Grambling State, Illinois, Iowa State, Kentucky, Louisville, North Carolina, Northwestern, Oklahoma State, Penn State, South Carolina, Southern Methodist, UCLA, Utah.

SAINTS IN PRIME TIME

SAINTS ON MONDAY NIGHT OVERALL: 24-23 HOME: 18-16 AWAY: 6-7

Date	Opponent	Score	Date	Opponent	Score
9-25-72	vs. Kansas City	17-20 (L)	11-24-08	vs. Green Bay	51-29 (W)
9-24-73	at Dallas	3-40 (L)	11-2-09	vs. Atlanta	35-27 (W)
11-25-74	vs. Pittsburgh	7-28 (L)	11-30-09	vs. New England	38-17 (W)
12-3-79	vs. Oakland	35-42 (L)	9-20-10	at San Francisco	25-22 (W)
11-24-80	vs. L.A. Rams	7-27 (L)	12-27-10	at Atlanta	17-14 (W)
11-21-83	vs. N.Y. Jets	28-31 (L)	11-28-11	vs. N.Y. Giants	49-24 (W)
11-19-84	vs. Pittsburgh	27-24 (W)	12-26-11	vs. Atlanta	45-16 (W)
10-3-88	vs. Dallas	20-17 (W)	11-5-12	vs. Philadelphia	28-13 (W)
11-6-89	at San Francisco	13-31 (L)	9-30-13	vs. Miami	38-17 (W)
12-16-89	vs. Philadelphia	30-20 (W)	12-2-13	at Seattle	7-34 (L)
9-10-90	vs. San Francisco	12-13 (L)	11-24-14	vs. Baltimore	27-34 (L)
12-31-90	vs. L.A. Rams	20-17 (W)	12-15-14	at Chicago	31-15 (W)
12-16-91	vs. L.A. Raiders	27-0 (W)	12-21-15	vs. Detroit	27-35 (L)
11-23-92	vs. Washington	20-3 (W)	9-26-16	vs. Atlanta	32-45 (L)
11-22-93	at San Francisco	7-42 (L)	9-11-17	at Minnesota	19-29 (L)
12-20-93	vs. N.Y. Giants	14-24 (L)	10-8-18	vs. Washington	43-19 (W)
11-28-94	vs. San Francisco	14-35 (L)	12-9-18	at Carolina	12-9 (W)
12-19-94	vs. Dallas	16-24 (L)	9-9-19	vs. Houston	30-28 (W)
12-17-01	vs. St. Louis	21-34 (L)	12-6-19	vs. Indianapolis	34-7 (W)
9-19-05	vs. N.Y. Giants*	10-27 (L)	9-21-20	at Las Vegas	24-34 (L)
12-12-05	at Atlanta	17-36 (L)	10-12-20	vs. L.A. Chargers	30-27 OT (W)
9-25-06	vs. Atlanta	23-3 (W)	10-25-21	at Seattle	13-10 (W)
9-24-07	vs. Tennessee	14-31 (L)	12-27-21	vs. Miami	3-20 (L)
12-10-07	at Atlanta	34-14 (W)			
10-6-08	vs. Minnesota	27-30 (L)			

* Played in Giants Stadium, game originally scheduled for Sept. 18

SAINTS ON SUNDAY NIGHT OVERALL: 22-15 HOME: 15-9 AWAY: 7-6

Date	Opponent	Score	Date	Opponent	Score
10-21-84	at Dallas	27-30 OT (L)	10-17-04	vs. Minnesota	31-38 (L)
11-27-88	vs. N.Y. Giants	12-13 (L)	11-27-05	at N.Y. Jets	21-19 (W)
11-26-89	vs. L.A. Rams	17-20 OT (L)	10-10-06	at Dallas	42-17 (W)
9-15-91	vs. L.A. Rams	24-7 (W)	10-14-07	at Seattle	28-17 (W)
11-24-91	vs. Atlanta	20-23 OT (L)	10-31-10	vs. Pittsburgh	20-10 (W)
9-27-92	vs. San Francisco	10-16 (L)	10-23-11	vs. Indianapolis	62-7 (W)
10-11-92	vs. L.A. Rams	13-10 (W)	12-4-11	vs. Detroit	31-17 (W)
9-5-93	vs. Houston	33-21 (W)	10-7-12	vs. San Diego	31-24 (W)
12-11-94	at Atlanta	29-20 (W)	10-28-12	at Denver	14-34 (L)
11-26-95	vs. Carolina	34-26 (W)	11-10-13	vs. Dallas	49-17 (W)
11-3-96	vs. San Francisco	17-24 (L)	12-8-13	vs. Carolina	31-13 (W)
10-5-97	at Chicago	20-17 (W)	9-28-14	at Dallas	17-38 (L)
11-22-98	at San Francisco	20-31 (L)	10-26-14	vs. Green Bay	44-23 (W)
11-21-99	at Jacksonville	23-41 (L)	10-4-15	vs. Dallas	26-20 OT (W)
11-4-01	vs. N.Y. Jets	9-16 (L)	10-28-18	at Minnesota	30-20 (W)
12-30-01	vs. Washington	10-40 (L)	9-29-19	vs. Dallas	12-10 (W)
12-1-02	vs. Tampa Bay	23-20 (W)	11-8-20	at Tampa Bay	38-3 (W)
9-28-03	vs. Indianapolis	21-55 (L)	12-19-21	at Tampa Bay	9-0 (W)
12-14-03	vs. N.Y. Giants	45-7 (W)			

SAINTS ON THURSDAY NIGHT OVERALL: 7-9 HOME: 4-2 AWAY: 3-7

Date	Opponent	Score	Date	Opponent	Score
12-3-92	vs. Atlanta	22-14 (W)	10-15-15	vs. Atlanta	31-21 (W)
9-14-07	at Indianapolis	10-41 (L)	11-17-16	at Carolina	20-23 (L)
11-11-08	at Chicago	24-27 OT (L)	12-7-17	at Atlanta	17-20 (L)
9-9-10	vs. Minnesota	14-9 (W)	11-22-18	vs. Atlanta	31-17 (W)
9-8-11	at Green Bay	34-42 (L)	11-29-18	at Dallas	10-13 (L)
11-29-12	at Atlanta	13-23 (L)	11-28-19	at Atlanta	26-18 (W)
11-21-13	at Atlanta	17-13 (W)	11-25-21	vs. Buffalo	6-31 (L)
10-30-14	at Carolina	28-10 (W)	12-2-21	vs. Dallas	17-27 (L)

SAINTS ON SATURDAY NIGHT OVERALL: 0-1 HOME: 0-1

Date	Opponent	Score
12-9-09	vs. Dallas	17-24 (L)



CAESARS
SPORTSBOOK

AN OFFICIAL SPORTS BETTING PARTNER



YOU BET, YOU GET

Every wager earns toward
Caesars Rewards® perks,
including bonuses,
dining, and
hotel stays.



DOWNLOAD
THE APP



Must be 21 or older to gamble (18 or older for pari-mutuel wagering). Not available in prohibited parishes. Know When To Stop Before You Start.®

GAMBLING PROBLEM? CALL 1-877-770-STOP





Coca-Cola

Real Magic™

Coca-Cola®

Real Magic™





Your **Super Bowl Experience**
of a Lifetime Awaits

[ONLOCATIONEXP.COM/SUPERBOWL](https://onlocationexp.com/superbowl)



ON LOCATION



Louisiana Dental Center

FAMILY DENTISTRY AND SPECIALTY PRACTICE

Over 42 Years of Quality Gentle Care

Your Dental Home Team

“We’ll See You... **TODAY!**”



*Locally Owned
and
Operated*



- Emergencies and Walk-Ins Welcome
- Friday and Saturday Appointments
- Specialists on Staff for Convenience
- Sedation Available to Ease Anxiety
- In-Network With Most Dental Insurance
- Interest-Free Financing Available
- Denture Fabrication, Repairs & Relines

Addis • Baton Rouge • Bogalusa • Boutte • Chalmette • Covington
 Denham Springs • Gonzales • Hammond • Harvey • Houma • Kenner • LaPlace
 Metairie New Orleans-Magazine St • New Orleans-St. Claude Ave
 New Orleans-Washington Ave • Raceland • Slidell • Zachary

For a complete list of locations, doctors and services visit

www.LaDentalCenter.com

Proud Dental Office of the New Orleans Saints



GAMES ON!



Play the Field



Every day is game day with the Louisiana Lottery with so many to choose from!
So play the field and kick off some fun today!



louisianalottery.com

Scan to
Download
Your FREE
Lottery App.



Play Responsibly Must Be 21 To Purchase. Gambling Problem? Call 877-770-7867.





You are invited to join...



Premium Wine Brand & Club
of the New Orleans Saints!

Join Parasol Club
parasolnapa.com



ROUSES
MARKETS



**OFFICIAL SUPERMARKET
OF THE NEW ORLEANS SAINTS**



**FEELS LIKE
FOOTBALL**



MAKE IT CAJUN. MAKE IT CREOLE. MAKE IT 'WHO DAT!?'



CAJUN SPICED ROASTED CHICKEN WITH POTATOES & CORN

- 1 Sanderson Farms® Whole Frying Chicken, giblets removed
- 4 quarts cold water
- 1/3 cup salt
- 1/3 cup sugar
- 3/4 cup soy sauce
- 1/2 cup sliced onions
- 8 garlic cloves, peeled
- 2 tablespoons unsalted butter, melted
- 2 teaspoons Tabasco® sauce
- 1 tablespoon Creole seasoning
- 6 small russet potatoes, quartered
- 2 cups reduced sodium chicken broth
- 8 mini ears of corn on the cob
- 1 (24-inch) piece of kitchen twine



Official Patron
SAINTS
Partner



GOOD, HONEST CHICKEN

Get great recipes at SandersonFarms.com
or find us on social media.



READY-TO-DRINK MOONSHINE COCKTAILS



STIR UP THAT
BLACK & GOLD
MAGIC



ALSO AVAILABLE -
VOODOO PUNCH MOONSHINE



Official Moonshine of the New Orleans Saints

SUGARLANDS.COM