



**PHILADELPHIA EAGLES**  
**2022 MEDIA GUIDE**

**PRESENTED BY**





PRESEASON 1	PRESEASON 2	PRESEASON 3	WEEK 1	WEEK 2
 <b>FRI • AUG 12</b> 7:30 PM LINCOLN FINANCIAL FIELD 	 <b>SUN • AUG 21</b> 1:00 PM FIRSTENERGY STADIUM 	 <b>SAT • AUG 27</b> 7:00 PM HARD ROCK STADIUM 	 <b>SUN • SEP 11</b> 1:00 PM FORD FIELD <b>FOX</b>	 <b>MON • SEP 19</b> 8:30 PM LINCOLN FINANCIAL FIELD 
WEEK 3	WEEK 4	WEEK 5	WEEK 6	WEEK 8
 <b>SUN • SEP 25</b> 1:00 PM FEDEXFIELD <b>FOX</b>	 <b>SUN • OCT 2</b> 1:00 PM LINCOLN FINANCIAL FIELD <b>CBS</b>	 <b>SUN • OCT 9</b> 4:25 PM STATE FARM STADIUM <b>FOX</b>	 <b>SUN • OCT 16</b> 8:20 PM LINCOLN FINANCIAL FIELD 	 <b>SUN • OCT 30</b> 1:00 PM LINCOLN FINANCIAL FIELD <b>CBS</b>
WEEK 9	WEEK 10	WEEK 11	WEEK 12	WEEK 13
 <b>THU • NOV 3</b> 8:15 PM NRG STADIUM 	 <b>MON • NOV 14</b> 8:15 PM LINCOLN FINANCIAL FIELD <b>ESPN</b>	 <b>SUN • NOV 20</b> 1:00 PM LUCAS OIL STADIUM <b>CBS</b>	 <b>SUN • NOV 27</b> 8:20 PM LINCOLN FINANCIAL FIELD 	 <b>SUN • DEC 4</b> 1:00 PM LINCOLN FINANCIAL FIELD <b>FOX</b>
WEEK 14	WEEK 15	WEEK 16	WEEK 17	WEEK 18
 <b>SUN • DEC 11</b> 1:00 PM METLIFE STADIUM <b>FOX</b>	 <b>SUN • DEC 18</b> 1:00 PM SOLDIER FIELD <b>FOX</b>	 <b>SAT • DEC 24</b> 4:25 PM AT&T STADIUM <b>FOX</b>	 <b>SUN • JAN 1</b> 1:00 PM LINCOLN FINANCIAL FIELD <b>FOX</b>	 <b>JAN 7 / JAN 8</b> TBD LINCOLN FINANCIAL FIELD TBD
HOME	AWAY	WILD CARD JAN 14-16 DIVISIONAL JAN 21-22 CHAMPIONSHIP JAN 29 SUPER BOWL LVII FEB 12		



**PHILADELPHIA EAGLES COMMUNICATIONS DEPARTMENT**

**Bob Lange**, Senior Vice President, Communications (blange@eagles.nfl.com) • **Brett Strohsacker**, Vice President of Football Communications (bstrohsacker@eagles.nfl.com) • **Anthony Bonagura**, Director of Corporate Communications (abonagura@eagles.nfl.com) • **John Gonoude**, Senior Manager, Football Communications (jgonoude@eagles.nfl.com) • **Alli Waddington**, Communications Manager (awaddington@eagles.nfl.com)



#	NAME	POS	HT	WT	DOB	AGE	EXP	COLLEGE	HOMETOWN	HOW ACQ
39o	Allen, Devon	WR	6-1	190	12/12/94	27	R	Oregon	Phoenix, AZ	FA-22
76	Anderson, Jack	C/G	6-4	314	10/12/98	23	2	Texas Tech	Frisco, TX	PS-Buf-21
19	Arcega-Whiteside, J.J.	TE	6-2	237	12/31/96	25	4	Stanford	Roebuck, SC	D2b-19
72	Awosika, Kayode	G/T	6-3	312	10/27/98	23	1	Buffalo	Maple Grove, MN	UDFA-21
96	Barnett, Derek	DE	6-3	259	6/25/96	26	6	Tennessee	Brentwood, TN	D1-17
39d	Blackwell, Josh	CB	5-11	180	4/5/99	23	R	Duke	Buford, GA	UDFA-22
46d	Blankenship, Reed	S	6-1	203	3/2/99	23	R	Middle Tennessee State	Lester, AL	UDFA-22
24	Bradberry, James	CB	6-1	212	8/4/93	28	7	Samford	Pleasant Grove, AL	FA-22
54	Bradley, Shaun	LB	6-1	240	4/8/97	25	3	Temple	Mount Holly, NJ	D6a-20
49	Brooks, Kennedy	RB	5-11	213	10/8/98	23	R	Oklahoma	Mansfield, TX	UDFA-22
11	Brown, A.J.	WR	6-1	226	6/30/97	25	4	Mississippi	Starkville, MS	T-Ten-22
85	Cain, Deon	WR	6-2	202	8/9/96	25	3	Clemson	Tampa, FL	FA-21
47o	Calcaterra, Grant	TE	6-4	240	12/4/98	23	R	Southern Methodist	Rancho Santa Margarita, CA	D6b-22
21	Chachere, Andre	S	6-0	197	2/10/96	26	2	San Jose State	Fresno, CA	W-Ind-21
74	Clark, Le'Raven	T	6-5	311	4/22/93	29	7	Texas Tech	Rockdale, TX	FA-Ind-21
41o	Covey, Britain	WR	5-8	173	3/18/97	25	R	Utah	Provo, UT	UDFA-22
91	Cox, Fletcher	DT	6-4	310	12/13/90	31	11	Mississippi State	Yazoo City, MS	D1-12
90	Davis, Jordan	DT	6-6	336	1/12/00	22	R	Georgia	Charlotte, NC	D1-22
17	Dean, Nakobe	LB	5-11	231	12/13/00	21	R	Georgia	Horn Lake, MS	D3-22
69	Dickerson, Landon	G	6-6	332	9/30/98	23	2	Alabama	Hudson, NC	D2-21
77	Dillard, Andre	T	6-5	315	10/3/95	26	4	Washington State	Woodinville, WA	D1-19
63	Driscoll, Jack	T/G	6-5	312	4/1/97	25	3	Auburn	Madison, CT	D4b-20
73o	Dunkle, William	G	6-5	319	12/30/99	22	R	San Diego State	Chula Vista, CA	UDFA-22
57	Edwards, T.J.	LB	6-1	242	8/12/96	25	4	Wisconsin	Lake Villa, IL	UDFA-19
4	Elliott, Jake	K	5-9	167	1/21/95	27	6	Memphis	La Grange, IL	PS-Cin-17
53	Elliss, Christian	LB	6-3	231	1/2/99	23	1	Idaho	Highlands Ranch, CO	FA-21
61d	Elliss, Noah	DT	6-4	346	3/31/99	23	R	Idaho	Highlands Ranch, CO	UDFA-22
22	Epps, Marcus	S	6-0	191	1/27/96	26	4	Wyoming	Huntington Beach, CA	W-Min-19
59	Fayad, Ali	LB	6-2	250	5/12/99	23	R	Western Michigan	Dearborn, MI	UDFA-22
14	Gainwell, Kenneth	RB	5-9	200	3/14/99	23	2	Memphis	Yazoo City, MS	D5-21
88	Goedert, Dallas	TE	6-5	256	1/3/95	27	5	South Dakota State	Britton, SD	D2-18
32d	Goodrich, Mario	CB	6-0	186	1/12/00	22	R	Clemson	Lee's Summit, MO	UDFA-22
36	Gowan, Tay	CB	6-1	186	1/7/98	24	2	Central Florida	Covington, GA	T-Ari-21
55	Graham, Brandon	DE	6-2	265	4/3/88	34	13	Michigan	Detroit, MI	D1-10
46o	Hammond, Josh	WR	6-0	194	7/24/98	24	1	Florida	Hallandale Beach, FL	W-Jax-22
97	Hargrave, Javon	DT	6-2	305	2/7/93	29	7	South Carolina State	Salisbury, NC	FA-Pit-20
28	Harris, Anthony	S	6-1	202	10/9/91	30	8	Virginia	Chesterfield, VA	FA-Min-21
82	Hightower, John	WR	6-2	190	5/31/96	26	2	Boise State	Upper Marlboro, MD	D5-20
32o	Huntley, Jason	RB	5-9	195	4/20/98	24	2	New Mexico State	Arlington, TX	W-Det-20
1	Hurts, Jalen	QB	6-1	223	8/7/98	23	3	Oklahoma	Chanelview, TX	D2-20
75	Jackson, Tarron	DE	6-2	254	6/22/98	24	2	Coastal Carolina	Aiken, SC	D6b-21
80	Jackson, Tyree	TE	6-7	249	11/7/97	24	2	Buffalo	Norton Shores, MI	FA-21
38d	Jobe, Josh	CB	5-11	190	4/9/98	24	R	Alabama	Miami, FL	UDFA-22
58	Johnson, Kyron	LB	6-0	235	7/24/98	24	R	Kansas	Arlington, TX	D6a-22
65	Johnson, Lane	T	6-6	325	5/8/90	32	10	Oklahoma	Groveton, TX	D1-13
48	Johnson, Patrick	LB	6-2	248	1/10/98	24	2	Tulane	Chattanooga, TN	D7-21
51	Jurgens, Cam	C/G	6-3	303	8/21/99	22	R	Nebraska	Beatrice, NE	D2-22
62	Kelce, Jason	C	6-3	295	11/5/87	34	12	Cincinnati	Cleveland, OH	D6a-11
66	Leo, Matt	DE	6-7	280	5/8/92	30	1	Iowa State	Adelaide, Australia	FA-20
45	Lovato, Rick	LS	6-2	249	9/9/92	29	6	Old Dominion	Middletown, NJ	FA-16
29	Maddox, Avonte	CB	5-9	184	3/31/96	26	5	Pittsburgh	Detroit, MI	D4a-18
68	Mailata, Jordan	T	6-8	365	3/31/97	25	5	---	Sydney, Australia	D7-18
41d	Mayden, Jared	S	6-0	205	6/24/98	24	1	Alabama	Sachse, TX	FA-21
37	McCain, Mac	CB	6-0	185	2/6/98	24	2	North Carolina A&T	Greensboro, NC	W-Den-21
27	McPhearson, Zech	CB	5-11	191	3/21/98	24	2	Texas Tech	Upper Marlboro, MD	D4-21
10	Minshev, Gardner	QB	6-1	225	5/16/96	26	4	Washington State	Brandon, MS	T-Jax-21
47d	Moreland, Jimmy	CB	5-11	182	8/26/95	26	4	James Madison	Royal Palm Beach, FL	W-Hou-22
78	Opet, Sua	G	6-4	305	8/15/96	25	3	Weber State	Stansbury Park, UT	UDFA-19
3	Pascal, Zach	WR	6-2	215	12/18/94	27	5	Old Dominion	Upper Marlboro, MD	FA-Ind-22
18	Reagor, Jalen	WR	5-11	197	1/2/99	23	3	TCU	Waxahachie, TX	D1-20
7	Reddick, Haason	LB	6-1	240	9/22/94	27	6	Temple	Camden, NJ	FA-Car-22
81	Rodgers, Richard	TE	6-4	257	1/22/92	30	7	California	Shrewsbury, MA	FA-21
26	Sanders, Miles	RB	5-11	211	5/1/97	25	4	Penn State	Pittsburgh, PA	D2a-19
35	Scott, Boston	RB	5-6	203	4/27/95	27	4	Louisiana Tech	Zachary, LA	PS-NO-18
33	Scott, Josiah	CB	5-9	185	4/5/99	23	3	Michigan State	Hamilton, OH	T-Jax-21
56	Seumalo, Isaac	G	6-4	303	10/29/93	28	7	Oregon State	Corvallis, OR	D3-16
61o	Sills, Josh	G	6-6	325	1/26/98	24	R	Oklahoma State	Byesville, OH	UDFA-22
13	Sinnett, Reid	QB	6-4	220	2/5/97	25	2	San Diego	Johnston, IA	W-Mia-21
8s	Siposs, Arryn	P	6-2	212	11/25/92	29	2	Auburn	Melbourne, Australia	FA-21
2	Slay, Darius	CB	6-0	190	1/1/91	31	10	Mississippi State	Brunswick, GA	T-Det-20
6	Smith, DeVonta	WR	6-0	170	11/14/98	23	2	Alabama	Amite, LA	D1-21
30	Stevens, JaCoby	LB	6-1	222	7/19/98	24	1	LSU	Murfreesboro, TN	D6c-21
89	Stoll, Jack	TE	6-4	247	1/28/98	24	2	Nebraska	Aurora, CO	UDFA-21
8o	Strong, Carson	QB	6-3	226	9/14/99	22	R	Nevada	Vacaville, CA	UDFA-22
94	Sweat, Josh	DE	6-5	265	3/29/97	25	5	Florida State	Chesapeake, VA	D4b-18
23	Tartt, Jaquiski	S	6-1	215	2/18/92	30	8	Samford	Mobile, AL	FA-SF-22
52	Taylor, Davion	LB	6-1	230	8/5/98	23	3	Colorado	Magnolia, MS	D3-20
83	Togia, Noah	TE	6-4	244	7/6/97	25	2	Oregon State	West Valley City, UT	FA-21
64	Toth, Brett	T/G	6-6	304	9/1/96	25	4	Army	Charleston, SC	W-Ari-20
95	Tuipulotu, Marlon	DT	6-2	307	5/31/99	23	2	USC	Independence, OR	D6a-21
34	Vincent, Kary	CB	5-10	189	2/27/99	23	2	LSU	Port Arthur, TX	T-Den-21
42	Wallace, K'Von	S	5-11	205	7/25/97	24	3	Clemson	Highland Springs, VA	D4a-20
84	Ward, Greg	WR	5-11	190	7/12/95	27	4	Houston	Tyler, TX	FA-19
16	Watkins, Quez	WR	6-0	193	6/9/98	24	3	Southern Mississippi	Athens, AL	D6b-20
38o	Wheatfall, Keric	WR	6-1	194	4/20/99	23	R	Fresno State	Cypress, TX	UDFA-22
43	White, Kyzir	LB	6-2	234	3/24/96	26	5	West Virginia	Emmaus, PA	FA-LAC-22
67	Williams, Jarrid	T	6-6	325	7/2/97	25	R	Miami (FL)	Cedar Hill, TX	UDFA-22
93	Williams, Milton	DT	6-3	290	4/6/99	23	2	Louisiana Tech	Crowley, TX	D3-21
73d	Wilson, Marvin	DT	6-4	303	9/5/98	23	1	Florida State	Bellaire, TX	FA-21
98	Wren, Renell	DT	6-5	320	10/23/95	26	3	Arizona State	St. Louis, MO	FA-22





#	NAME	POS	HT	WT	DOB	AGE	EXP	COLLEGE	HOMETOWN	HOW ACQ
1	Jalen Hurts	QB	6-1	223	8/7/98	23	3	Oklahoma	Channelview, TX	D2-20
2	Darius Slay	CB	6-0	190	1/1/91	31	10	Mississippi State	Brunswick, GA	T-Det-20
3	Zach Pascal	WR	6-2	215	12/18/94	27	5	Old Dominion	Upper Marlboro, MD	FA-Ind-22
4	Jake Elliott	K	5-9	167	1/21/95	27	6	Memphis	La Grange, IL	PS-Cin-17
6	DeVonta Smith	WR	6-0	170	11/14/98	23	2	Alabama	Amite, LA	D1-21
7	Haason Reddick	LB	6-1	240	9/22/94	27	6	Temple	Camden, NJ	FA-Car-22
8s	Arryn Siposs	P	6-2	212	11/25/92	29	2	Auburn	Melbourne, Australia	FA-21
8o	Carson Strong	QB	6-3	226	9/14/99	22	R	Nevada	Vacaville, CA	UDFA-22
10	Gardner Minshew	QB	6-1	225	5/16/96	26	4	Washington State	Brandon, MS	T-Jax-21
11	A.J. Brown	WR	6-1	226	6/30/97	25	4	Mississippi	Starkville, MS	T-Ten-22
13	Reid Sinnett	QB	6-4	220	2/5/97	25	2	San Diego	Johnston, IA	W-Mia-21
14	Kenneth Gainwell	RB	5-9	200	3/14/99	23	2	Memphis	Yazoo City, MS	D5-21
16	Quez Watkins	WR	6-0	193	6/9/98	24	3	Southern Mississippi	Athens, AL	D6b-20
17	Nakobe Dean	LB	5-11	231	12/13/00	21	R	Georgia	Horn Lake, MS	D3-22
18	Jalen Reagor	WR	5-11	197	1/2/99	23	3	TCU	Waxahachie, TX	D1-20
19	J.J. Arcega-Whiteside	TE	6-2	237	12/31/96	25	4	Stanford	Roebuck, SC	D2b-19
21	Andre Chachere	S	6-0	197	2/10/96	26	2	San Jose State	Fresno, CA	W-Ind-21
22	Marcus Epps	S	6-0	191	1/27/96	26	4	Wyoming	Huntington Beach, CA	W-Min-19
23	Jaquiski Tartt	S	6-1	215	2/18/92	30	8	Samford	Mobile, AL	FA-SF-22
24	James Bradberry	CB	6-1	212	8/4/93	28	7	Samford	Pleasant Grove, AL	FA-22
26	Miles Sanders	RB	5-11	211	5/1/97	25	4	Penn State	Pittsburgh, PA	D2a-19
27	Zech McPhearson	CB	5-11	191	3/21/98	24	2	Texas Tech	Upper Marlboro, MD	D4-21
28	Anthony Harris	S	6-1	202	10/9/91	30	8	Virginia	Chesterfield, VA	FA-Min-21
29	Avonte Maddox	CB	5-9	184	3/31/96	26	5	Pittsburgh	Detroit, MI	D4a-18
30	JaCoby Stevens	LB	6-1	222	7/19/98	24	1	LSU	Murfreesboro, TN	D6c-21
32d	Mario Goodrich	CB	6-0	186	1/12/00	22	R	Clemson	Lee's Summit, MO	UDFA-22
32o	Jason Huntley	RB	5-9	195	4/20/98	24	2	New Mexico State	Arlington, TX	W-Det-20
33	Josiah Scott	CB	5-9	185	4/5/99	23	3	Michigan State	Hamilton, OH	T-Jax-21
34	Kary Vincent	CB	5-10	189	2/27/99	23	2	LSU	Port Arthur, TX	T-Den-21
35	Boston Scott	RB	5-6	203	4/27/95	27	4	Louisiana Tech	Zachary, LA	PS-NO-18
36	Tay Gowan	CB	6-1	186	1/7/98	24	2	Central Florida	Covington, GA	T-Ari-21
37	Mac McCain	CB	6-0	185	2/6/98	24	2	North Carolina A&T	Greensboro, NC	W-Den-21
38d	Josh Jobe	CB	5-11	190	4/9/98	24	R	Alabama	Miami, FL	UDFA-22
38o	Keric Wheatfall	WR	6-1	194	4/20/99	23	R	Fresno State	Cypress, TX	UDFA-22
39o	Devon Allen	WR	6-1	190	12/12/94	27	R	Oregon	Phoenix, AZ	FA-22
39d	Josh Blackwell	CB	5-11	180	4/5/99	23	R	Duke	Buford, GA	UDFA-22
41o	Britain Covey	WR	5-8	173	3/18/97	25	R	Utah	Provo, UT	UDFA-22
41d	Jared Mayden	S	6-0	205	6/24/98	24	1	Alabama	Sachse, TX	FA-21
42	K'Von Wallace	S	5-11	205	7/25/97	24	3	Clemson	Highland Springs, VA	D4a-20
43	Kyzir White	LB	6-2	234	3/24/96	26	5	West Virginia	Emmaus, PA	FA-LAC-22
45	Rick Lovato	LS	6-2	249	9/9/92	29	6	Old Dominion	Middletown, NJ	FA-16
46d	Reed Blankenship	S	6-1	203	3/2/99	23	R	Middle Tennessee State	Lester, AL	UDFA-22
46o	Josh Hammond	WR	6-0	194	7/24/98	24	1	Florida	Hallandale Beach, FL	W-Jax-22
47o	Grant Calcaterra	TE	6-4	240	12/4/98	23	R	Southern Methodist	Rancho Santa Margarita, CA	D6b-22
47d	Jimmy Moreland	CB	5-11	182	8/26/95	26	4	James Madison	Royal Palm Beach, FL	W-Hou-22
48	Patrick Johnson	LB	6-2	248	1/10/98	24	2	Tulane	Chattanooga, TN	D7-21
49	Kennedy Brooks	RB	5-11	213	10/8/98	23	R	Oklahoma	Mansfield, TX	UDFA-22
51	Cam Jurgens	C/G	6-3	303	8/21/99	22	R	Nebraska	Beatrice, NE	D2-22
52	Davion Taylor	LB	6-1	230	8/5/98	23	3	Colorado	Magnolia, MS	D3-20
53	Christian Elliss	LB	6-3	231	1/2/99	23	1	Idaho	Highlands Ranch, CO	FA-21
54	Shaun Bradley	LB	6-1	240	4/8/97	25	3	Temple	Mount Holly, NJ	D6a-20
55	Brandon Graham	DE	6-2	265	4/3/88	34	13	Michigan	Detroit, MI	D1-10
56	Isaac Seumalo	G	6-4	303	10/29/93	28	7	Oregon State	Corvallis, OR	D3-16
57	T.J. Edwards	LB	6-1	242	8/12/96	25	4	Wisconsin	Lake Villa, IL	UDFA-19
58	Kyron Johnson	LB	6-0	235	7/24/98	24	R	Kansas	Arlington, TX	D6a-22
59	Ali Fayad	LB	6-2	250	5/12/99	23	R	Western Michigan	Dearborn, MI	UDFA-22
61d	Noah Elliss	DT	6-4	346	3/31/99	23	R	Idaho	Highlands Ranch, CO	UDFA-22
61o	Josh Sills	G	6-6	325	1/26/98	24	R	Oklahoma State	Byesville, OH	UDFA-22
62	Jason Kelce	C	6-3	295	11/5/87	34	12	Cincinnati	Cleveland, OH	D6a-11
63	Jack Driscoll	T/G	6-5	312	4/1/97	25	3	Auburn	Madison, CT	D4b-20
64	Brett Toth	T/G	6-6	304	9/1/96	25	4	Army	Charleston, SC	W-Ari-20
65	Lane Johnson	T	6-6	325	5/8/90	32	10	Oklahoma	Groveton, TX	D1-13
66	Matt Leo	DE	6-7	280	5/8/92	30	1	Iowa State	Adelaide, Australia	FA-20
67	Jarrid Williams	T	6-6	325	7/2/97	25	R	Miami (FL)	Cedar Hill, TX	UDFA-22
68	Jordan Mailata	T	6-8	365	3/31/97	25	5	---	Sydney, Australia	D7-18
69	Landon Dickerson	G	6-6	332	9/30/98	23	2	Alabama	Hudson, NC	D2-21
72	Kayode Awosika	G/T	6-3	312	10/27/98	23	1	Buffalo	Maple Grove, MN	UDFA-21
73o	William Dunkle	G	6-5	319	12/30/99	22	R	San Diego State	Chula Vista, CA	UDFA-22
73d	Marvin Wilson	DT	6-4	303	9/5/98	23	1	Florida State	Bellaire, TX	FA-21
74	Le'Raven Clark	T	6-5	311	4/22/93	29	7	Texas Tech	Rockdale, TX	FA-Ind-21
75	Tarron Jackson	DE	6-2	254	6/22/98	24	2	Coastal Carolina	Aiken, SC	D6b-21
76	Jack Anderson	C/G	6-4	314	10/12/98	23	2	Texas Tech	Frisco, TX	PS-Buf-21
77	Andre Dillard	T	6-5	315	10/3/95	26	4	Washington State	Woodinville, WA	D1-19
78	Sua Opet	G	6-4	305	8/15/96	25	3	Weber State	Stansbury Park, UT	UDFA-19
80	Tyree Jackson	TE	6-7	249	11/7/97	24	2	Buffalo	Norton Shores, MI	FA-21
81	Richard Rodgers	TE	6-4	257	1/22/92	30	7	California	Shrewsbury, MA	FA-21
82	John Hightower	WR	6-2	190	5/31/96	26	2	Boise State	Upper Marlboro, MD	D5-20
83	Noah Togiai	TE	6-4	244	7/6/97	25	2	Oregon State	West Valley City, UT	FA-21
84	Greg Ward	WR	5-11	190	7/12/95	27	4	Houston	Tyler, TX	FA-19
85	Deon Cain	WR	6-2	202	8/9/96	25	3	Clemson	Tampa, FL	FA-21
88	Dallas Goedert	TE	6-5	256	1/3/95	27	5	South Dakota State	Britton, SD	D2-18
89	Jack Stoll	TE	6-4	247	1/28/98	24	2	Nebraska	Aurora, CO	UDFA-21
90	Jordan Davis	DT	6-6	336	1/12/00	22	R	Georgia	Charlotte, NC	D1-22
91	Fletcher Cox	DT	6-4	310	12/13/90	31	11	Mississippi State	Yazoo City, MS	D1-12
93	Milton Williams	DT	6-3	290	4/6/99	23	2	Louisiana Tech	Crowley, TX	D3-21
94	Josh Sweat	DE	6-5	265	3/29/97	25	5	Florida State	Chesapeake, VA	D4b-18
95	Marlon Tuipulotu	DT	6-2	307	5/31/99	23	2	USC	Independence, OR	D6a-21
96	Derek Barnett	DE	6-3	259	6/25/96	26	6	Tennessee	Brentwood, TN	D1-17
97	Javon Hargrave	DT	6-2	305	2/7/93	29	7	South Carolina State	Salisbury, NC	FA-Pit-20
98	Renell Wren	DT	6-5	320	10/23/95	26	3	Arizona State	St. Louis, MO	FA-22



	#	NAME	POS	HT	WT	DOB	AGE	EXP	COLLEGE	HOMETOWN	HOW ACQ
QB	1	Jalen Hurts	QB	6-1	223	8/7/98	23	3	Oklahoma	Channerview, TX	D2-20
	8	Carson Strong	QB	6-3	226	9/14/99	22	R	Nevada	Vacaville, CA	UDFA-22
	10	Gardner Minshew	QB	6-1	225	5/16/96	26	4	Washington State	Brandon, MS	T-Jax-21
	13	Reid Sinnett	QB	6-4	220	2/5/97	25	2	San Diego	Johnston, IA	W-Mia-21
RB	14	Kenneth Gainwell	RB	5-8	201	3/14/99	23	2	Memphis	Yazoo City, MS	D5-21
	26	Miles Sanders	RB	5-11	211	5/1/97	25	4	Penn State	Pittsburgh, PA	D2a-19
	32	Jason Huntley	RB	5-9	195	4/20/98	24	2	New Mexico State	Arlington, TX	W-Det-20
	35	Boston Scott	RB	5-6	203	4/27/95	27	4	Louisiana Tech	Zachary, LA	PS-NO-18
WR	49	Kennedy Brooks	RB	5-11	213	10/8/98	23	R	Oklahoma	Mansfield, TX	UDFA-22
	3	Zach Pascal	WR	6-2	215	12/18/94	27	5	Old Dominion	Upper Marlboro, MD	FA-Ind-22
	6	DeVonta Smith	WR	6-0	170	11/14/98	23	2	Alabama	Amite, LA	D1-21
	11	A.J. Brown	WR	6-1	226	6/30/97	25	4	Mississippi	Starkville, MS	T-Ten-22
	16	Quez Watkins	WR	6-0	193	6/9/98	24	3	Southern Mississippi	Athens, AL	D6b-20
	18	Jalen Reagar	WR	5-11	197	1/2/99	23	3	TCU	Waxahachie, TX	D1-20
	38	Keric Wheatfall	WR	6-1	194	4/20/99	23	R	Fresno State	Cypress, TX	UDFA-22
	39	Devon Allen	WR	6-1	190	12/12/94	27	R	Oregon	Phoenix, AZ	FA-22
	41	Britain Covey	WR	5-8	173	3/18/97	25	R	Utah	Provo, UT	UDFA-22
	46	Josh Hammond	WR	6-0	194	7/24/98	24	1	Florida	Hallandale Beach, FL	W-Jax-22
TE	82	John Hightower	WR	6-2	190	5/31/96	26	2	Boise State	Upper Marlboro, MD	D5-20
	84	Greg Ward	WR	5-11	190	7/12/95	27	4	Houston	Tyler, TX	FA-19
	85	Deon Cain	WR	6-2	202	8/9/96	25	3	Clemson	Tampa, FL	FA-21
	19	J.J. Arcega-Whiteside	TE	6-2	237	12/31/96	25	4	Stanford	Roebuck, SC	D2b-19
	47	Grant Calcaterra	TE	6-4	240	12/4/98	23	R	Southern Methodist	Rancho Santa Margarita, CA	D6b-22
	80	Tyree Jackson	TE	6-7	249	11/7/97	24	2	Buffalo	Norton Shores, MI	FA-21
	81	Richard Rodgers	TE	6-4	257	1/22/92	30	7	California	Shrewsbury, MA	FA-21
	83	Noah Togiai	TE	6-4	244	7/6/97	25	2	Oregon State	West Valley City, UT	FA-21
	88	Dallas Goedert	TE	6-5	256	1/3/95	27	5	South Dakota State	Britton, SD	D2-18
	89	Jack Stoll	TE	6-4	247	1/28/98	24	2	Nebraska	Aurora, CO	UDFA-21
OFFENSIVE LINE	51	Cam Jurgens	C/G	6-3	303	8/21/99	22	R	Nebraska	Beatrice, NE	D2-22
	56	Isaac Seumalo	G	6-4	303	10/29/93	28	7	Oregon State	Corvallis, OR	D3-16
	61	Josh Sills	G	6-6	325	1/26/98	24	R	Oklahoma State	Byesville, OH	UDFA-22
	62	Jason Kelce	C	6-3	295	11/5/87	34	12	Cincinnati	Cleveland, OH	D6a-11
	63	Jack Driscoll	T/G	6-5	312	4/1/97	25	3	Auburn	Madison, CT	D4b-20
	64	Brett Toth	T/G	6-6	304	9/1/96	25	4	Army	Charleston, SC	W-Ari-20
	65	Lane Johnson	T	6-6	325	5/8/90	32	10	Oklahoma	Groveton, TX	D1-13
	67	Jarrid Williams	T	6-6	325	7/2/97	25	R	Miami (FL)	Cedar Hill, TX	UDFA-22
	68	Jordan Mailata	T	6-8	365	3/31/97	25	5	---	Sydney, Australia	D7-18
	69	Landon Dickerson	G	6-6	332	9/30/98	23	2	Alabama	Hudson, NC	D2-21
DEFENSIVE LINE	72	Kayode Awosika	G/T	6-3	312	10/27/98	23	1	Buffalo	Maple Grove, MN	UDFA-21
	73	William Dunkle	G	6-5	319	12/30/99	22	R	San Diego State	Chula Vista, CA	UDFA-22
	74	Le'Raven Clark	T	6-5	311	4/22/93	29	7	Texas Tech	Rockdale, TX	FA-Ind-21
	76	Jack Anderson	C/G	6-4	314	10/12/98	23	2	Texas Tech	Frisco, TX	PS-Buf-21
	77	Andre Dillard	T	6-5	315	10/3/95	26	4	Washington State	Woodinville, WA	D1-19
	78	Sua Opetia	G	6-4	305	8/15/96	25	3	Weber State	Stansbury Park, UT	UDFA-19
	55	Brandon Graham	DE	6-2	265	4/3/88	34	13	Michigan	Detroit, MI	D1-10
	61	Noah Elliss	DT	6-4	346	3/31/99	23	R	Idaho	Highlands Ranch, CO	UDFA-22
	66	Matt Leo	DE	6-7	280	5/8/92	30	1	Iowa State	Adelaide, Australia	FA-20
	73	Marvin Wilson	DE	6-4	303	9/5/98	23	1	Florida State	Bellaire, TX	FA-21
LB	75	Tarron Jackson	DE	6-2	254	6/22/98	24	2	Coastal Carolina	Aiken, SC	D6b-21
	90	Jordan Davis	DT	6-6	336	1/12/00	22	R	Georgia	Charlotte, NC	D1-22
	91	Fletcher Cox	DT	6-4	310	12/13/90	31	11	Mississippi State	Yazoo City, MS	D1-12
	93	Milton Williams	DT	6-3	290	4/6/99	23	2	Louisiana Tech	Crowley, TX	D3-21
	94	Josh Sweat	DE	6-5	265	3/29/97	25	5	Florida State	Chesapeake, VA	D4b-18
	95	Marlon Tuipulotu	DT	6-2	307	5/31/99	23	2	USC	Independence, OR	D6a-21
	96	Derek Barnett	DE	6-3	259	6/25/96	26	6	Tennessee	Brentwood, TN	D1-17
	97	Javon Hargrave	DT	6-2	305	2/7/93	29	7	South Carolina State	Salisbury, NC	FA-Pit-20
	98	Renell Wren	DT	6-5	320	10/23/95	26	3	Arizona State	St. Louis, MO	FA-22
	7	Haason Reddick	LB	6-1	240	9/22/94	27	6	Temple	Camden, NJ	FA-Car-22
DEFENSIVE BACKS	17	Nakobe Dean	LB	5-11	231	12/13/00	21	R	Georgia	Horn Lake, MS	D3-22
	30	JaCoby Stevens	LB	6-1	222	7/19/98	24	1	LSU	Murfreesboro, TN	D6c-21
	43	Kyzir White	LB	6-2	234	3/24/96	26	5	West Virginia	Emmaus, PA	FA-LAC-22
	48	Patrick Johnson	LB	6-2	248	1/10/98	24	2	Tulane	Chattanooga, TN	D7-21
	52	Davion Taylor	LB	6-1	230	8/5/98	23	3	Colorado	Magnolia, MS	D3-20
	53	Christian Elliss	LB	6-3	231	1/2/99	23	1	Idaho	Highlands Ranch, CO	FA-21
	54	Shaun Bradley	LB	6-1	240	4/8/97	25	3	Temple	Mount Holly, NJ	D6a-20
	57	T.J. Edwards	LB	6-1	242	8/12/96	25	4	Wisconsin	Lake Villa, IL	UDFA-19
	58	Kyron Johnson	LB	6-0	235	7/24/98	24	R	Kansas	Arlington, TX	D6a-22
	59	Ali Fayad	LB	6-2	250	5/12/99	23	R	Western Michigan	Dearborn, MI	UDFA-22
ST	2	Darius Slay	CB	6-0	190	1/1/91	31	10	Mississippi State	Brunswick, GA	T-Det-20
	21	Andre Chachere	S	6-0	197	2/10/96	26	2	San Jose State	Fresno, CA	W-Ind-21
	22	Marcus Epps	S	6-0	191	1/27/96	26	4	Wyoming	Huntington Beach, CA	W-Min-19
	23	Jaquiski Tarta	S	6-1	215	2/18/92	30	8	Samford	Mobile, AL	FA-SF-22
	24	James Bradberry	CB	6-1	212	8/4/93	28	7	Samford	Pleasant Grove, AL	FA-22
	27	Zech McPhearson	CB	5-11	191	3/21/98	24	2	Texas Tech	Upper Marlboro, MD	D4-21
	28	Anthony Harris	S	6-1	202	10/9/91	30	8	Virginia	Chesterfield, VA	FA-Min-21
	29	Avonte Maddox	CB	5-9	184	3/31/96	26	5	Pittsburgh	Detroit, MI	D4a-18
	32	Mario Goodrich	CB	6-0	186	1/12/00	22	R	Clemson	Lee's Summit, MO	UDFA-22
	33	Josiah Scott	CB	5-9	185	4/5/99	23	3	Michigan State	Hamilton, OH	T-Jax-21
	34	Kary Vincent	CB	5-10	189	2/27/99	23	2	LSU	Port Arthur, TX	T-Den-21
	36	Tay Gowan	CB	6-1	186	1/7/98	24	2	Central Florida	Covington, GA	T-Ari-21
	37	Mac McCain	CB	6-0	185	2/6/98	24	2	North Carolina A&T	Greensboro, NC	W-Den-21
	38	Josh Jobe	CB	5-11	190	4/9/98	24	R	Alabama	Miami, FL	UDFA-22
	39	Josh Blackwell	CB	5-11	180	4/5/99	23	R	Duke	Buford, GA	UDFA-22
	41	Jared Maiden	S	6-0	205	6/24/98	24	1	Alabama	Sachse, TX	FA-21
	42	K'Von Wallace	S	5-11	205	7/25/97	24	3	Clemson	Highland Springs, VA	D4a-20
	46	Reed Blankenship	S	6-1	203	3/2/99	23	R	Middle Tennessee State	Lester, AL	UDFA-22
	47	Jimmy Moreland	CB	5-11	182	8/26/95	26	4	James Madison	Royal Palm Beach, FL	W-Hou-22
	4	Jake Elliott	K	5-9	167	1/21/95	27	6	Memphis	La Grange, IL	PS-Cin-17
8	Aryn Sippox	P	6-2	212	11/25/92	29	2	Auburn	Melbourne, Australia	FA-21	
45	Rick Lovato	LS	6-2	249	9/9/92	29	6	Old Dominion	Middletown, NJ	FA-16	



HOW ACQUIRED		
Year	Player	Acq
2010	Brandon Graham	D1
2011	Jason Kelce	D6a
2012	Fletcher Cox	D1
2013	Lane Johnson	D1
2016	Isaac Seumalo	D3
	Rick Lovato	FA
2017	Derek Barnett	D1
	Jake Elliott	PS-Cin
2018	Dallas Goedert	D2
	Avonte Maddox	D4a
	Josh Sweat	D4b
	Jordan Mailata	D7
	Boston Scott	PS-NO
2019	Andre Dillard	D1
	Miles Sanders	D2a
	J.J. Arcega-Whiteside	D2b
	Greg Ward	FA
	T.J. Edwards	UDFA
	Sua Opetu	UDFA
	Marcus Epps	W-Min
2020	Jalen Reagor	D1
	Jalen Hurts	D2
	Davion Taylor	D3
	K'Von Wallace	D4a
	Jack Driscoll	D4b
	John Hightower	D5
	Shaun Bradley	D6a
	Quez Watkins	D6b
	Javon Hargrave	FA-Pit
	Matt Leo	FA
	Darius Slay	T-Det
	Jason Huntley	W-Det
	Brett Toth	W-Ari
2021	DeVonta Smith	D1
	Landon Dickerson	D2
	Milton Williams	D3
	Zech McPhearson	D4
	Kenneth Gainwell	D5
	Marlon Tuipulotu	D6a
	Tarron Jackson	D6b
	JaCoby Stevens	D6c
	Patrick Johnson	D7
	Le'Raven Clark	FA-Ind
	Anthony Harris	FA-Min
	Deon Cain	FA
	Christian Elliss	FA
	Tyree Jackson	FA
	Jared Mayden	FA
	Richard Rodgers	FA
	Arryn Siposs	FA
	Noah Togiai	FA
	Marvin Wilson	FA
	Kayode Awosika	UDFA
	Jack Stoll	UDFA
	Tay Gowan	T-Ari
	Gardner Minshew	T-Jax
	Josiah Scott	T-Jax
	Kary Vincent	T-Den
	Andre Chachere	W-Ind
	Mac McCain	W-Den
	Reid Sinnett	W-Mia
	Jack Anderson	PS-Buf
2022	Jordan Davis	D1
	Cam Jurgens	D2
	Nakobe Dean	D3
	Kyron Johnson	D6a
	Grant Calcaterra	D6b
	Zach Pascal	FA-Ind
	Haason Reddick	FA-Car
	Jaquiski Tartt	FA-SF
	Kyzir White	FA-LAC
	Devon Allen	FA
	James Bradberry	FA
	Renell Wren	FA
	Josh Blackwell	UDFA
	Reed Blankenship	UDFA
	Kennedy Brooks	UDFA
	Britain Covey	UDFA
	William Dunkle	UDFA
	Noah Elliss	UDFA
	Ali Fayad	UDFA
	Mario Goodrich	UDFA
	Josh Jobe	UDFA
	Josh Sills	UDFA
	Carson Strong	UDFA
	Keric Wheatfall	UDFA
	Jarrid Williams	UDFA
	A.J. Brown	T-Ten
	Josh Hammond	W-Jax
	Jimmy Moreland	W-Hou

BY DRAFT ROUND			
Rd	Player	Team	Year
1st	Brandon Graham	Phi	2010
	Fletcher Cox	Phi	2012
	Lane Johnson	Phi	2013
	Derek Barnett	Phi	2017
	Haason Reddick	Car	2017
	Andre Dillard	Phi	2019
	Jalen Reagor	Phi	2020
	DeVonta Smith	Phi	2021
	Jordan Davis	Phi	2022
2nd	Darius Slay	Det	2013
	Jaquiski Tartt	SF	2015
	James Bradberry	Car	2016
	Dallas Goedert	Phi	2018
	J.J. Arcega-Whiteside	Phi	2019
	A.J. Brown	Ten	2019
	Miles Sanders	Phi	2019
	Jalen Hurts	Phi	2020
	Landon Dickerson	Phi	2021
	Cam Jurgens	Phi	2022
3rd	Richard Rodgers	GB	2014
	Le'Raven Clark	Ind	2016
	Javon Hargrave	Pit	2016
	Isaac Seumalo	Phi	2016
	Davion Taylor	Phi	2020
	Milton Williams	Phi	2021
	Nakobe Dean	Phi	2022
4th	Avonte Maddox	Phi	2018
	Josh Sweat	Phi	2018
	Kyzir White	LAC	2022
	Renell Wren	Cin	2019
	Jack Driscoll	Phi	2020
	Josiah Scott	Jax	2020
	K'Von Wallace	Phi	2020
	Zech McPhearson	Phi	2021
5th	Jake Elliott	Cin	2017
	John Hightower	Phi	2020
	Jason Huntley	Det	2020
	Kenneth Gainwell	Phi	2021
6th	Jason Kelce	Phi	2011
	Deon Cain	Ind	2018
	Boston Scott	NO	2018
	Marcus Epps	Min	2019
	Gardner Minshew	Jax	2019
	Shaun Bradley	Phi	2020
	Quez Watkins	Phi	2020
	Tay Gowan	Ari	2021
	Tarron Jackson	Phi	2021
	JaCoby Stevens	Phi	2021
	Marlon Tuipulotu	Phi	2021
	Grant Calcaterra	Phi	2022
	Kyron Johnson	Phi	2022
7th	Jordan Mailata	Phi	2018
	Jimmy Moreland	Was	2019
	Jack Anderson	Buf	2021
	Patrick Johnson	Phi	2021
	Kary Vincent	Den	2021
FA	Anthony Harris	Min	2015
	Rick Lovato	Chi	2015
	Zach Pascal	Was	2017
	Greg Ward	Phi	2017
	Andre Chachere	Hou	2018
	T.J. Edwards	Phi	2019
	Tyree Jackson	Buf	2019
	Sua Opetu	Phi	2019
	Brett Toth	Phi	2019
	Josh Hammond	Jax	2020
	Matt Leo	Phi	2020
	Jared Mayden	SF	2020
	Reid Sinnett	TB	2020
	Arryn Siposs	Det	2020
	Noah Togiai	Phi	2020
	Kayode Awosika	Phi	2021
	Christian Elliss	Min	2021
	Mac McCain	Den	2021
	Jack Stoll	Phi	2021
	Marvin Wilson	Cle	2021
	Devon Allen	Phi	2022
	Josh Blackwell	Phi	2022
	Reed Blankenship	Phi	2022
	Kennedy Brooks	Phi	2022
	Britain Covey	Phi	2022
	William Dunkle	Phi	2022
	Noah Elliss	Phi	2022
	Ali Fayad	Phi	2022
	Mario Goodrich	Phi	2022
	Josh Jobe	Phi	2022
	Josh Sills	Phi	2022
	Carson Strong	Phi	2022
	Keric Wheatfall	Phi	2022
	Jarrid Williams	Phi	2022

BY EXPERIENCE			
Player	Exp	G/S	w/Phi
Brandon Graham	13	161/104	
Jason Kelce	12	159/159	
Fletcher Cox	11	156/150	
Lane Johnson	10	112/112	
Darius Slay	10	134/124	31/30
Anthony Harris	8	95/61	14/14
Jaquiski Tartt	8	80/64	0/0
James Bradberry	7	92/91	0/0
Le'Raven Clark	7	51/16	4/1
Javon Hargrave	7	94/79	31/27
Richard Rodgers	7	88/28	25/4
Isaac Seumalo	7	64/43	
Derek Barnett	6	64/45	
Jake Elliott	6	80/0	
Rick Lovato	6	88/0	84/0
Haason Reddick	6	80/47	0/0
Dallas Goedert	5	57/40	
Avonte Maddox	5	51/28	
Jordan Mailata	5	29/24	
Zach Pascal	5	64/44	0/0
Josh Sweat	5	55/16	
Kyzir White	5	47/37	0/0
J.J. Arcega-Whiteside	4	40/7	
A.J. Brown	4	43/36	0/0
Andre Dillard	4	31/9	
T.J. Edwards	4	44/30	
Marcus Epps	4	45/8	37/8
Gardner Minshew	4	27/22	4/2
Jimmy Moreland	4	37/10	0/0
Miles Sanders	4	40/34	
Boston Scott	4	45/10	
Brett Toth	4	17/1	
Greg Ward	4	40/13	
Shaun Bradley	3	30/1	
Deon Cain	3	15/6	0/0
Jack Driscoll	3	20/13	
Jalen Hurts	3	30/19	
Sua Opetu	3	18/4	
Jalen Reagor	3	28/24	
Josiah Scott	3	19/0	13/0
Davion Taylor	3	21/7	
K'Von Wallace	3	28/6	
Quez Watkins	3	23/12	
Renell Wren	3	12/2	0/0
Jack Anderson	2	2/1	
Andre Chachere	2	16/1	
Landon Dickerson	2	14/13	
Kenneth Gainwell	2	16/1	
Tay Gowan	2	2/0	
John Hightower	2	14/4	
Jason Huntley	2	6/0	
Tarron Jackson	2	17/0	
Tyree Jackson	2	9/3	
Patrick Johnson	2	17/2	
Mac McCain	2	2/0	
Zech McPhearson	2	16/1	
Reid Sinnett	2	0/0	
Arryn Siposs	2	17/0	
DeVonta Smith	2	17/16	
Jack Stoll	2	16/5	
Noah Togiai	2	5/0	1/0
Marlon Tuipulotu	2	5/0	
Kary Vincent	2	2/1	
Milton Williams	2	17/2	
Kayode Awosika	1	1/0	
Christian Elliss	1	1/0	
Josh Hammond	1	2/0	0/0
Matt Leo	1	0/0	
Jared Mayden	1	6/0	4/0
JaCoby Stevens	1	2/1	
Marvin Wilson	1	1/0	
Devon Allen	R	0/0	
Josh Blackwell	R	0/0	
Reed Blankenship	R	0/0	
Kennedy Brooks	R	0/0	
Grant Calcaterra	R	0/0	
Britain Covey	R	0/0	
Jordan Davis	R	0/0	
Nakobe Dean	R	0/0	
William Dunkle	R	0/0	
Noah Elliss	R	0/0	
Ali Fayad	R	0/0	
Mario Goodrich	R	0/0	
Josh Jobe	R	0/0	
Josh Sills	R	0/0	
Carson Strong	R	0/0	
Keric Wheatfall	R	0/0	
Jarrid Williams	R	0/0	



## JANUARY

- ▶ **01/18/22** - Signed the following players to reserve/future contracts: G/T **Kayode Awosika**, WR **Deon Cain**, LB **Christian Elliss**, CB **Craig James**, DE **Matt Leo**, DE **Cameron Malveaux**, S **Jared Mayden**, CB **Mac McCain**, LB **JaCoby Stevens**, TE **Noah Togiai** and DT **Marvin Wilson**

## FEBRUARY

- ▶ **02/03/22** - Signed WR **John Hightower** to reserve/future contract
- ▶ **02/25/22** - Signed DT **Renell Wren**

## MARCH

- ▶ **03/15/22** - Agreed to terms with S **Andre Chachere** on 1-year contract ... Agreed to terms with WR **Greg Ward** on 1-year contract ... Tendered restricted free agent C/G **Nate Herbig**
- ▶ **03/16/22** - Agreed to terms with LB **Haason Reddick** on 3-year contract
- ▶ **03/17/22** - Released DT **Fletcher Cox**
- ▶ **03/18/22** - Agreed to terms with S **Anthony Harris** on 1-year contract
- ▶ **03/19/22** - Agreed to terms with DT **Fletcher Cox** on 1-year contract ... Agreed to terms with RB **Boston Scott** on 1-year contract
- ▶ **03/21/22** - Agreed to terms with WR **Zach Pascal** on 1-year contract
- ▶ **03/24/22** - Signed DE **Derek Barnett** to 2-year contract
- ▶ **03/26/22** - Agreed to terms with LB **Kyzir White** on 1-year contract

## APRIL

- ▶ **04/04/22** - Agreed to trade 2022 picks No. 16, 19, and 194 to New Orleans in exchange for 2022 picks No. 18, 101, 237, a 2023 1st-round pick, and a 2024 2nd-round pick
- ▶ **04/08/22** - Signed WR **Devon Allen** to 3-year contract
- ▶ **04/25/22** - C/G **Nate Herbig** signed his restricted free agent tender
- ▶ **04/28/22** - Traded 2022 1st-round pick (No. 15 overall), 2022 4th-round pick (No. 124 overall) and two 2022 5th-round picks (No. 162 and 166 overall) to Houston in exchange for 2022 1st-round pick (No. 13 overall) ... Selected DT **Jordan Davis** with 13th overall pick in 2022 NFL Draft ... Traded 2022 1st-round pick (No. 18 overall) and 2022 3rd-round pick (No. 101 overall) to Tennessee for WR **A.J. Brown**
- ▶ **04/29/22** - Selected C/G **Cam Jurgens** with 51st overall pick in 2022 NFL Draft ... Selected LB **Nakobe Dean** with 83rd overall pick in 2022 NFL Draft
- ▶ **04/30/22** - Traded 2022 5th-round pick (No. 154 overall) to Jacksonville for two 2022 6th-round picks (No. 188 and 198 overall) ... Traded 2022 6th-round pick (No. 188 overall) and 2022 7th-round pick (No. 237 overall) to Detroit for 2022 6th-round pick (No. 181 overall) ... Selected LB **Kyron Johnson** with 181st overall pick in 2022 NFL Draft ... Selected TE **Grant Calcaterra** with 198th overall pick in 2022 NFL Draft

## MAY

- ▶ **05/02/22** - Signed WR **A.J. Brown** to 4-year contract extension
- ▶ **05/04/22** - Waived C/G **Nate Herbig**
- ▶ **05/05/22** - Signed the following draft picks: DT **Jordan Davis**, LB **Kyron Johnson** and TE **Grant Calcaterra**
- ▶ **05/06/22** - Signed the following 12 undrafted free agents: CB **Josh Blackwell**, S **Reed Blankenship**, RB **Kennedy Brooks**, WR **Britain Covey**, G **William Dunkle**, DT **Noah Elliss**, LB **Ali Fayad**, CB **Mario Goodrich**, CB **Josh Jobe**, G **Josh Sills**, QB **Carson Strong** and T **Jarrid Williams**
- ▶ **05/16/22** - Signed LB **Nakobe Dean** and WR **Keric Wheatfall**
- ▶ **05/17/22** - Claimed WR **Josh Hammond** off waivers
- ▶ **05/18/22** - Agreed to terms with CB **James Bradberry** on 1-year contract
- ▶ **05/23/22** - Claimed CB **Jimmy Moreland** off waivers ... Released LB **Joe Ostman**

## JUNE

- ▶ **06/17/22** - Agreed to terms with S **Jaquiski Tartt** on 1-year contract

## JULY

- ▶ **07/01/22** - Signed C/G **Cam Jurgens**

- ▶ **07/18/22** - Released CB **Craig James**



# FRONT OFFICE & COACHING STAFF



**FRONT OFFICE & COACHING STAFF**

**PLAYER BIOS**

**2021 EAGLES STATISTICS**

**RECORD BOOK**

**ALL-TIME RESULTS**

**ALL-TIME ROSTERS**

**HONORS & HISTORY**

**YEAR-BY-YEAR STATISTICS**

**OFF THE FIELD**





# JEFFREY LURIE

## CHAIRMAN AND CHIEF EXECUTIVE OFFICER



NFC East Championships (9): '01 • '02 • '03 • '04 • '06 • '10 • '13 • '17 • '19

NFC Championship Games (6): '01 • '02 • '03 • '04 • '08 • '17 Super Bowl Appearances (2): '04 • '17

**SUPER BOWL CHAMPION: 2017 (LII)**

Jeffrey Lurie embarks on his 29th season as Chairman and Chief Executive Officer of the Philadelphia Eagles. Lurie purchased the franchise on May 6, 1994, and instituted an organizational infrastructure that reflects the pride and passion of the region, where tireless work ethic and innovation deeply coincides with consistent results. His commitment to excellence has launched an unprecedented era of success, including the first Super Bowl Championship in team history, when the Philadelphia Eagles defeated the New England Patriots, 41-33, in **Super Bowl LII** on February 4, 2018.

Today regarded among the most prominent franchises in professional sports, the Eagles began their ascent during the first full year of Lurie's ownership in 1995 and have since grown into a customary presence in the NFL's postseason. The Eagles are one of nine teams with multiple Super Bowl appearances (XXXIX and LII) since 2004 and lead the NFC (tied for second overall) in conference title games (six) dating back to 2001. In addition, the Eagles have earned nine of their 11 all-time NFC East Championships since 2001, which leads the division in that span.

Overall, the Philadelphia Eagles have made the playoffs 16 times under Lurie's direction and are tied for the fourth-most postseason bids in the NFL since the turn of the century (14), including trips in four of the last five seasons (2017-19, 2021). During that stretch, the Eagles became the fourth franchise to win a Super Bowl and then follow it with back-to-back playoff appearances since 1994, when the salary cap was introduced. Moreover, including the postseason, the Eagles are tied for the seventh-highest winning percentage (.574, 217-161-2) in the NFL since 2000.

Lurie's blueprint for success has had a profound impact on the field, leading to a greater overall winning percentage (.544, 259-217-3), more playoff games (29), and more playoff victories (15) than all previous ownership

groups combined. That model, however, is not just limited to football, as the Philadelphia Eagles organization has wholly embraced a championship mentality in all aspects of its operations, especially in the community.

### EAGLES AUTISM FOUNDATION

A thoughtful and compassionate philanthropist who has family ties to autism, Lurie is dedicated to raising critical research funds for the developmental disorder and has leveraged his resources as a professional sports owner to turn autism awareness into action.

In 2019, Lurie expanded on this commitment by launching the team's signature charitable initiative, the Eagles Autism Foundation, which has since raised over \$16 million to help drive scientific breakthroughs and establish Philadelphia as a major center for autism research and care.

Through the Eagles Autism Foundation, the organization is viewed nationally as a progressive leader in the autism community. Most notably, the Eagles Autism Challenge presented by Lincoln Financial Group, which is the foundation's annual cycling and 5K run/walk event, contributes 100 percent of the participant-raised funds toward groundbreaking and exploratory work in the field of autism, including a record \$4.1 million in 2022.

To ensure the most transformational projects are funded, Lurie organizes a nationally recognized independent peer review panel each year that is tasked with evaluating and approving submitted proposals. A total of 63 research projects and community grants that specialize in treating and caring for individuals and families affected by autism have been funded.

In addition, the Eagles became one of the first sports franchises in the country to build a state-of-the-art sensory room, presented by the Children's Hospital of Philadelphia, and received Sensory Inclusive Certification for Lin-





coln Financial Field in partnership with Kulture City. The Eagles also became the first professional sports team to partner with Popcorn for the People, a non-profit organization that is devoted to creating meaningful employment for those with autism and developmental disabilities.

On May 8, 2019, Lurie was presented the Commitment to Cures Award by the American Brain Foundation for his ongoing work to find cures for neurodevelopmental diseases and disorders.

Lurie is a director of the NLM Family Foundation, which commits significant resources to autism research and education. He also established the Lurie Family Foundation to strengthen efforts toward autism research.

**CHAMPIONS IN THE COMMUNITY**

Under Lurie’s ownership, the Philadelphia Eagles’ dedication to serving the community has manifested in a variety of ways, as the organization continues to set a powerful example within professional sports.

In response to the COVID-19 pandemic, the Eagles contributed \$1 million in donations to help relief efforts in Philadelphia, focusing on providing critical assistance to the well-being of essential healthcare workers and their families, as well as supporting local businesses. The Eagles also hosted numerous community blood drives and vaccination clinics at Lincoln Financial Field. Additionally, Lurie personally donated \$1 million to Penn Medicine to establish the COVID-19 Immunology Defense Fund.

Over the past four years, the Eagles Social Justice Council, which is a committee of select players and Eagles staff, has awarded \$1.6 million to local organizations working to improve education, mentoring, health services, criminal justice reform, reentry programs, and workplace development.

In 2018, Lurie was recognized by the Fritz Pollard Alliance with the Paul “Tank” Younger Award, which is annually granted to an NFL executive, coach, or owner who promotes gender and racial diversity. As a result of his efforts to foster civic responsibility throughout the organization, Lurie was the recipient of the Torch of Liberty Award conferred by the Anti-Defamation League of Philadelphia and was honored by Philadelphia’s Operation Understanding, an acclaimed group that advances interracial harmony among future leaders of the African American and Jewish communities.

Go Green, a groundbreaking initiative launched by the Eagles in 2003, aims to reduce the organization’s footprint on the environment and creates programs that improve quality of life in the Philadelphia area. In December 2018, Lincoln Financial Field was awarded LEED Gold certification by the U.S. Green Building Council. On top of that, the Eagles became the first professional sports team in the world to receive the prestigious ISO 20121 Event Sustainability Management System certification.

One of Lurie’s first philanthropic endeavors was the creation of the Eagles Youth Partnership in 1995. For 20 years, the organization’s charitable wing served over 50,000 at-risk children in the Philadelphia region, focusing on health and education programming. In 2015, Lurie oversaw the Eagles Youth Partnership’s transition to the Eagles Charitable Foundation. Its signature program, the Eagles Eye Mobile, today provides children with greater access to vision care in partnership with Vision to Learn.

The Eagles have conducted community-changing playground builds in Philadelphia for the past 24 years, maintaining a belief that every child deserves a safe place to play and learn. The entire organization – including players, coaches, and staff – contributes to the installation of a large play structure, a mini-turf field, colorful murals, and mosaic tables.

In 2011, in acknowledgment of their community efforts as well as their Tackling Breast Cancer and Go Green campaigns, the Eagles were presented with the coveted Sports Team of the Year Award by Beyond Sport.

**PROGRESSIVE LEADERSHIP**

Widely considered one of the most progressive owners in professional sports, Lurie embraces innovative thought. His commitment to enhancing every element of the organization through forward-thinking decisions has been a hallmark of his tenure as Chairman and Chief Executive Officer.

Lurie invests in both people and ideas. Throughout his ownership, he has gone beyond traditional football practices by focusing on infusing talented individuals from other industries into the Eagles’ business operations. As a

**EAGLES SUPER BOWL NOTES**

The Philadelphia Eagles are one of nine NFL teams with multiple Super Bowl appearances (XXXIX and LII) since the 2004 season, joining the New England Patriots (seven), Pittsburgh Steelers (three), Seattle Seahawks (three), Denver Broncos (two), Indianapolis Colts (two), Kansas City Chiefs (two), New York Giants (two) and San Francisco 49ers (two).

The Eagles are one of four teams to win a Super Bowl and then follow it with back-to-back playoff appearances since 1994, when the NFL’s salary cap was introduced (also New England, San Francisco and Seattle).

**MOST CONFERENCE TITLE GAMES SINCE 2001**

Rk	Team	Total
1.	New England Patriots.....	13
2t.	<b>Philadelphia Eagles</b> .....	<b>6</b>
	Green Bay Packers .....	6
	Pittsburgh Steelers.....	6
5.	San Francisco 49ers .....	5

**MOST NFC EAST CHAMPIONSHIPS SINCE 2001**

Rk	Team	Total
1.	<b>Philadelphia Eagles</b> .....	<b>9</b>
2.	Dallas Cowboys.....	6
3t.	New York Giants .....	3
	Washington.....	3

**MOST PLAYOFF APPEARANCES SINCE 2000**

Rk	Team	Total
1.	New England Patriots.....	18
2.	Green Bay Packers .....	16
3.	Indianapolis Colts.....	15
4t.	<b>Philadelphia Eagles</b> .....	<b>14</b>
	Pittsburgh Steelers.....	14
	Seattle Seahawks .....	14



result, the Philadelphia Eagles have become a leader in professional sports with regards to gender diversity in the workplace.

The Eagles’ organic effort toward staying ahead of the curve and mining for value where others may not see it has also been fundamental to the football team’s success over the years.

During the 2021 offseason, Lurie hired a 39-year-old first-time head coach in **Nick Sirianni** – the second-youngest head coach in Eagles history – following a highly productive, three-year stint as the Indianapolis Colts’ offensive coordinator. In his first season, Sirianni guided the Eagles to a 9-8 record and playoff berth, becoming the third head coach in franchise history to reach the postseason in their debut campaign.

**Doug Pederson** was hired by the Eagles as a first-time head coach in 2016. In his second season at the helm, Pederson led the team to its first Super Bowl Championship in franchise history when the Philadelphia Eagles outdueled the New England Patriots in **Super Bowl LII**.

In 1999, Lurie found a match with former Green Bay Packers quarterbacks coach **Andy Reid**, who at 40 years old took on a lead role for the first time in his career and was the second-youngest head coach in the NFL at the time of his hiring. Reid enjoyed a 14-year stay with Philadelphia (franchise record) and became the winningest head coach (140-102-1, .578 – including playoffs) in Eagles history. Named the 2002 NFL Coach of the Year by the *Associated Press*, Reid led the team to nine postseasons, which included five conference title games and an appearance in Super Bowl XXXIX.

Lurie’s first head coaching hire, **Ray Rhodes**, came to Philadelphia in 1995 as just the third African American head coach in modern NFL history. In his first season with the Eagles, Rhodes guided the team to a 10-6 record and playoff berth and earned *AP* NFL Coach of the Year honors.

Each of Lurie’s first five head coaching hires have earned postseason appearances within their first two seasons.

Lurie, who was named NFL Owner of the Year by *Sporting News* in 1995 and by *Pro Football Insider* in 2000, currently serves on numerous NFL committees, including the Finance Committee, Media Committee, International Committee, and the Major Events Advisory Committee.

**BUILDING A NEW HOME**

After purchasing the Eagles, Lurie recognized that the organization’s facilities needed a total reconstruction, which required the design and relocation of its office headquarters, practice facility, and stadium. He immediately committed to providing the franchise with everything it needed to succeed and constructed two state-of-the-art facilities in South Philadelphia – the NovaCare Complex (2001) and Lincoln Financial Field (2003).

Although Lincoln Financial Field was erected to house its main tenant, the Philadelphia Eagles, Lurie also created a destination that could hold a wide variety of events. Fittingly, the first ticketed event at the new stadium was a soccer match between Manchester United and FC Barcelona in August 2003, followed by a Bruce Springsteen concert soon after.

Since then, Lincoln Financial Field has evolved with an ever-changing entertainment landscape and underwent a two-year, \$125 million revitalization in 2013. Over the years, the venue has hosted high-profile events including sold-out concerts, national and international soccer matches, the NCAA Lacrosse Championships, the Army-Navy game, Monster Jam, Temple University football games, and will host the FIFA World Cup matches in 2026.

**FILM CAREER**

Prior to purchasing the Philadelphia Eagles, Lurie joined General Cinema Corporation, a major movie theater company founded by his grandfather, Philip Smith. Two years later, he started Chestnut Hill Productions and produced a variety of films. In 2008, Lurie established Screen Pass Pictures and served as an executive producer of *Inside Job*, the 2010 documentary film, which earned the Academy Award for Best Documentary Feature, and *Inocente*, which earned an Academy Award for Best Short Documentary in 2013. Most recently, Lurie formed Play/Action Pictures to produce socially impactful documentary films, including *Totally Under Control* (2020), *Summer of Soul (Or, When the Revolution Could Not Be Televised)* (2021), *MLK/FBI* (2020), and *The Meaning of Hitler* (2020). Most recently, *Summer of Soul*

MOST PLAYOFF VICTORIES SINCE 2000		
Rk	Team	Total
1.	New England Patriots.....	30
2.	Baltimore Ravens.....	16
3.	Pittsburgh Steelers.....	15
4t.	<b>Philadelphia Eagles</b> .....	<b>14</b>
	Green Bay Packers .....	14
	Seattle Seahawks .....	14

MOST WINNING SEASONS SINCE 1995		
Rk	Team	Total
1.	New England Patriots.....	23
2.	Green Bay Packers.....	21
3.	Pittsburgh Steelers.....	20
4.	Indianapolis Colts.....	19
5t.	<b>Philadelphia Eagles</b> .....	<b>17</b>
	Kansas City Chiefs .....	17

HIGHEST WINNING PERCENTAGE SINCE 2000			
Rk	Team	W-L	Pct
1.	New England Patriots.....	284-111.....	.719
2.	Pittsburgh Steelers.....	241-136-3.....	.638
3.	Green Bay Packers.....	237-143-2.....	.623
4.	Indianapolis Colts.....	230-150.....	.605
5.	Baltimore Ravens.....	225-155.....	.592
6.	New Orleans Saints.....	214-158.....	.575
7.	<b>Philadelphia Eagles</b> .....	<b>217-161-2.....</b>	<b>.574</b>

(including playoffs)



earned the Academy Award for Best Documentary Feature in 2022, along with a Peabody Award and Grammy award for Best Music Film.

**PERSONAL**

Lurie’s passion and love of sports began when he was a young boy growing up outside of Boston. Lurie became an avid fan of the NFL and all the major leagues after watching the first ever sudden-death overtime NFL Championship between the Baltimore Colts and the New York Giants in 1958.

Prior to entering business, Lurie served as an adjunct assistant professor of social policy at Boston University. He earned a B.A. from Clark University, a master’s in psychology from Boston University, and a Ph.D. in social policy from Brandeis University. Lurie served as Clark University’s commencement speaker to the graduating class in May 2019.

Born on September 8, 1951, Lurie has two children. He resides in the Philadelphia area with his wife, Tina. In his free time, he enjoys traveling, golfing, tennis, movies, music, and discovering great restaurants.



# DON SMOLENSKI

## PRESIDENT

**NFL Experience:** 25th Year (25th with Eagles)  
**College:** Amherst College **Hometown:** Pittsford, NY



**SUPER BOWL CHAMPION: 2017 (LII)**

**Don Smolenski**, now in his 25th season with the organization, was named team president in 2012 after originally joining the team in 1998 as chief financial officer. Prior to being promoted to his current post, he was named senior vice president/chief financial officer in 2001 and later the team's chief operating officer in 2010.

As president, Smolenski directs the club's business and strategic efforts, including sales, marketing, communications, and operations. He has played a key role in significant projects from the construction of Lincoln Financial Field to the club's internationally recognized environmental and philanthropic programs. Smolenski has infused energy and creativity throughout the organization with his engaging leadership style. In 2015, he was named to the Most Admired CEOs list by the *Philadelphia Business Journal* and under his leadership, the Eagles were named to Philly.com's Top Workplaces list in 2012, 2014, 2016, 2018, 2020, and 2022.

During his time as the team's president, Smolenski and the Eagles celebrated their first Super Bowl victory in franchise history after defeating the New England Patriots, 41-33, in **Super Bowl LII**.

In his first year as president, Smolenski spearheaded a two-year, \$125 million Lincoln Financial Field revitalization project that added 1,600 seats, HD video boards, and graphics paying tribute to the team's history. In 2019, Smolenski's leadership was instrumental to the Lincoln Financial Group naming-rights extension, which ensured that the Eagles would play at Lincoln Financial Field through 2032. Over the years, Lincoln Financial Field has hosted high-profile events, including sold-out concerts, national and international soccer matches, the NCAA Lacrosse Championships, the Army-Navy Game, the NHL Stadium Series, Monster Jam, Temple University football, and more. In June 2022, Lincoln Financial Field was selected as a FIFA World Cup 2026 host venue, becoming one of 16 stadiums across the United States, Canada, and Mexico to earn the prestigious honor.

As part of Smolenski's commitment to offering guests a safe, clean, and friendly experience at Lincoln Financial Field, the Eagles were credited with a SAFETY Act designation, one of the highest levels of accreditation offered by the United States Department of Homeland Security, in August 2020. One month later, in September 2020, Lincoln Financial Field achieved the distinguished Global Biorisk Advisory Council (GBAC) STAR accreditation for implementing stringent protocols for cleaning, disinfection, and infectious disease prevention.

Smolenski plays an important role in the team's environmental initiatives. As a result of their Go Green program, which features the NFL's largest solar array with 10,456 panels, the Eagles have emerged as a leader in environmental stewardship in the sports industry. Areas of focus include conservation efforts, recycling programs, and the use of renewable energy. Under his leadership, Lincoln Financial Field has achieved LEED Gold status, and the organization became the first professional sports team to receive ISO 20121 certification, an international standard designed to help organizations integrate sustainability into its management operations. In June 2021, the Eagles entered into a landmark, first-of-its-kind partnership with Ocean Conservancy and The Ocean Foundation to offset all team travel through seagrass and mangrove restoration efforts in Puerto Rico.

In 2018, Smolenski helped launch the Eagles Autism Challenge, a one-day bike ride and family-friendly 5K run/walk dedicated to raising funds

for cutting-edge autism research and care programs. In 2019, the team's signature fundraising event expanded and led to the formation of the Eagles Autism Foundation, a new charitable endeavor that unified the team's various autism activities into one organization. Through its mission to turn autism awareness into action, the Eagles became one of the first sports franchises to build a state-of-the-art sensory room in its home stadium, have partnered with organizations to help combat the unemployment rate in the autism community, and have even leveraged home games and open practices to drive critical funds. The Eagles Autism Challenge celebrated a record-setting year in 2022, raising more than \$4.1 million for the cause and bringing the total raised to \$16 million since 2018.

In 2013, Smolenski helped launch the Eagles Care initiative, which forges annual, strategic partnerships with local nonprofits in an effort to deepen the team's community impact. Since the program's inception, the team has welcomed 30 charitable organizations to the Eagles Care family.

In addition to his leadership roles within the Eagles organization, Smolenski is the co-chair of Children's Hospital of Philadelphia (CHOP) Corporate Council, which is comprised of top executives from the region who believe in the hospital's mission, are committed to advancing its research and clinical priorities, and are dedicated to the health and economic growth of Greater Philadelphia. He is also a member of the Greater Philadelphia Chamber of Commerce Board, the FM Global Advisory Board, and is involved with Leadership Philadelphia, a nonprofit organization that promotes leadership and community involvement.

In 2019, Smolenski was appointed chair of the PHL Sports Advisory Board. PHL Sports is a business development division of the Philadelphia Convention and Visitors Bureau (PHLCVB), which brings together the area sports community to attract major events to Philadelphia. In 2017, in partnership with PHL Sports, Smolenski assisted in bringing the NFL Draft back to Philadelphia for the first time since 1961.

Smolenski serves as the vice president and treasurer of the Eagles Autism Foundation, as well as treasurer of the Eagles Charitable Foundation, which provides area-based children with greater access to vision care.

Before joining the Eagles, Smolenski served as chief financial officer for the International Hockey League, where he oversaw all league financial matters and played an integral role in the expansion of the league. Through the development of expansion models and the analysis of league performance models, Smolenski saw the league grow from 12 to 19 teams.

Smolenski began his career as a public accountant with Arthur Andersen.

An outdoor enthusiast, Smolenski has completed the Detroit, Pittsburgh, and Boston Marathons. He earned his Bachelor of Arts degree in biology from Amherst College and holds a Master of Science degree in accounting. Don and his wife, Karen, have two sons, Jake and Shane.





# HOWIE ROSEMAN

## EXECUTIVE VICE PRESIDENT/GENERAL MANAGER



**NFL Experience:** 23rd Year (23rd with Eagles)

**College:** Florida, Fordham **Hometown:** Brooklyn, NY

**SUPER BOWL CHAMPION: 2017 (LII) NFL EXECUTIVE OF THE YEAR: 2017 (SPORTING NEWS, PFWA)**

**Howie Roseman**, Executive Vice President/General Manager, enters his 23rd season with the Philadelphia Eagles. After working his way up through the Eagles' football operations and scouting departments, Roseman has cemented himself as one of the most accomplished and respected front office executives in the NFL.

The architect of the first Super Bowl championship in franchise history, Roseman has greatly impacted decades of sustained success in Philadelphia. Since he was hired in 2000, the Eagles have the league's fourth-most playoff victories (14) and fourth-most postseason berths (14), including a division-leading nine NFC East crowns. Philadelphia also ranks first in the NFC (tied for second in the NFL) with six conference title games since 2001.

Roseman, who was named the 2017 NFL Executive of the Year (*Sporting News*; Pro Football Writers of America), has revitalized the Eagles' football operations with a collaborative and progressive approach to roster building and player development. As a result, Philadelphia has earned playoff appearances in four of the last five seasons, including two NFC East championships (2017 and 2019) and a 41-33 victory over the New England Patriots in **Super Bowl LII**. The Eagles became just the fourth franchise to capture a Super Bowl and then follow it with back-to-back postseason trips in the NFL's salary cap era (since 1994). In addition, Philadelphia's recent track record of excellence has created opportunities for numerous former personnel executives to earn senior roles with other clubs, including two general managers – **Andrew Berry** (Cleveland Browns) and **Joe Douglas** (New York Jets).

In 2017, Roseman played a pivotal role in ensuring the success of the Eagles' **Super Bowl LII**-winning team. Faced with season-ending injuries to key players, Roseman's focused leadership and in-season roster management helped Philadelphia produce a 13-3 regular-season campaign while also securing the top seed in the NFC playoffs ahead of its championship run.

Roseman, who served as the Eagles' Executive Vice President of Football Operations from 2016-18 before adding the title of General Manager in 2019, is responsible for managing the organization's personnel and scouting staffs. He also oversees the executives who specialize in all areas of football operations, including but not limited to sports medicine and performance, analytics, football administration, football technology, and player development. Under Roseman's guidance, and in concert with the vision created by Chairman and Chief Executive Officer **Jeffrey Lurie**, Philadelphia has become one of the NFL's most admired and innovative operations.

Before he was elevated to Executive Vice President of Football Operations, Roseman served as the general manager from 2010-14. At the time of his promotion, the 34-year-old Roseman became the youngest NFL executive to be named to the post in three decades. He directed a major overhaul of the roster in his first year, making it one of the youngest in the league. The revamped Eagles delivered NFC East titles in 2010 and 2013 and sent a conference-high nine players to the Pro Bowl following the 2014 season.

From 2008-09, Roseman managed the college scouting staff, organized, and ran draft meetings, and scouted the top college prospects around the country as the vice president of player personnel.

Roseman was named Philadelphia's vice president of football administration (2006-07) after spending three years as the team's director of football administration (2003-05). In that role, he evaluated players around the NFL and for the draft while representing the team on contract, salary cap, and

player personnel matters. In 2007, Roseman was invited to participate in the NFL-Stanford Program for managers at the Stanford Graduate School of Business, an NFL program created to develop leaders within the league.

After relentlessly pursuing jobs in NFL front offices, Roseman finally got his foot in the door as an intern with the Eagles, when the team was headquartered at Veterans Stadium. From 2000-02, Roseman served as a salary cap staff counsel with Philadelphia.

Roseman serves on the Future of Football Advisory Committee, which is a panel of executives organized through the NFL's Football Operations Innovation Forum that showcases and discusses various initiatives.

Roseman, the club's nominee for the 2018 NFL Salute to Service Award, is very active in the Philadelphia community and contributes to a variety of initiatives that involve the military and children. He was named Honorary Commander for the Joint Base McGuire-Dix-Lakehurst for his continued efforts with the military. His charitable endeavors have also benefited the Alex's Lemonade Stand Foundation, the Boys & Girls Clubs of America, USA Football, Pop Warner, and Cop Wheels. In 2018, the Maxwell Football Club presented Roseman with the Steinberg-DeNicola Humanitarian Award, an annual honor that recognizes an NFL representative who is committed to doing good in their community. In addition, Roseman is a member of the Governing Body of the Global Sports Management Summit and YPO.

Born in Brooklyn, NY, Roseman earned his bachelor's degree from Florida before earning a J.D. degree from Fordham Law School. He and his wife, Mindy, reside in suburban Philadelphia with their four children.





# NICK SIRIANNI

## HEAD COACH

**NFL Experience:** 14th Year (2nd with Eagles)  
**College:** Mount Union **Hometown:** Jamestown, NY



Nick Sirianni was named head coach of the Philadelphia Eagles on January 24, 2021. In his debut campaign, he led the Eagles to a 9-8 record and playoff appearance, becoming the third head coach in franchise history to reach the postseason in their first year at the helm.

The product of a family of football coaches and educators, Sirianni developed a curriculum for building a winning culture that is grounded in five core values – *connect, compete, accountability, football IQ and fundamentals*. Through these principles, he directed one of the largest year-over-year win total improvements in team history in 2021, with Philadelphia capturing seven of its last 10 regular-season games to make the playoffs.

Under Sirianni’s leadership, the Eagles totaled the most explosive plays (163) in the league and ranked first with franchise records in rushing yards (2,715) and rushing touchdowns (25). Moreover, they finished fourth in third-down conversion rate (team-record 45.7 pct.) and allowed only 16 giveaways (fifth in the NFL), marking the club’s fewest in a season in over 30 years. Philadelphia also registered the second-most defensive touchdowns (five) in the NFL and ranked 10th in opponent yards per game (328.8 ypg).

Sirianni, who pairs his teaching skills with a contagious energy and passion for the game, helped many players enjoy successful showings in 2021, including quarterback **Jalen Hurts**. As a first-time starter, Hurts became just the eighth player in NFL history to produce 3,000 passing yards (3,144) and 750 rushing yards (784) in a season and established himself as the youngest signal caller (23 years old) to ever lead the Eagles to a playoff berth.

In addition, Sirianni guided five players – kicker **Jake Elliott**, defensive tackle **Javon Hargrave**, center **Jason Kelce**, cornerback **Darius Slay** and defensive end **Josh Sweat** – to Pro Bowl nods, including three first-time selections (Elliott, Hargrave and Sweat). Kelce and tackle **Lane Johnson** were also honored as All-Pros by the *Associated Press*, while wide receiver **DeVonta Smith** set a franchise rookie record for receiving yards (916).


Prior to arriving in Philadelphia, Sirianni spent three years (2018-20) as the Indianapolis Colts’ offensive coordinator. In that span, the Colts ranked sixth in third-down conversion rate (43.4 pct.), seventh in red zone touchdown efficiency (63.9 pct.) and eighth in points per game (25.9), while surrendering the second-fewest sacks (71) in the league.

During Sirianni’s time with the Colts, five offensive players earned Pro Bowl honors, including guard **Quenton Nelson** (2019-21), center **Ryan Kelly** (2020-21), tight ends **Jack Doyle** (2019) and **Eric Ebron** (2018) and quarterback **Andrew Luck** (2018), who was named AP NFL Comeback Player of the Year after finishing second overall in passing touchdowns (39) in 2018. Furthermore, Nelson was voted first-team All-Pro all three seasons, while Kelly was tabbed a second-team All-Pro selection in 2020.

Before he joined Indianapolis, Sirianni was a member of the Los Angeles/San Diego Chargers’ staff for five years (2013-17), including two seasons as the wide receivers coach (2016-17). In 2017, he assisted the top-ranked passing offense (276.9 ypg), which featured a career year from **Keenan Allen**, who was selected as the AP NFL Comeback Player of the Year after ranking third in receiving yards (career-high 1,393) that season.

From 2014-15, Sirianni coached the Chargers’ quarterbacks and helped **Philip Rivers** earn consecutive Pro Bowls while averaging 30 passing touchdowns per season. In 2015, Rivers led the NFL with a team-record 437 completions for a career-high 4,792 yards (second in the NFL and 10 yards shy of

COACHING TIMELINE		
Years	Team	Position
2021-	Philadelphia Eagles	Head Coach
2018-20	Indianapolis Colts	Offensive Coordinator
2016-17	L.A./S.D. Chargers	Wide Receivers
2014-15	San Diego Chargers	Quarterbacks
2013	San Diego Chargers	Offensive Quality Control
2012	Kansas City Chiefs	Wide Receivers
2009-11	Kansas City Chiefs	Offensive Quality Control
2006-08	Indiana (PA)	Wide Receivers
2004-05	Mount Union	Defensive Backs



the club record). In 2013, when Sirianni originally joined the Chargers as an offensive quality control coach, Rivers threw for 4,478 yards and 32 touchdowns and recorded a career-high 69.5 completion percentage (378-of-544) en route to AP NFL Comeback Player of the Year honors.

Sirianni began his NFL coaching career with the Kansas City Chiefs, serving as the wide receivers coach (2012) and offensive quality control coach (2009-11). He also worked with the Chiefs’ quarterbacks in 2010 and helped **Matt Cassel** earn his first career Pro Bowl after totaling 3,116 passing yards, 27 touchdowns and a career-high 93.0 passer rating.

Before the NFL, Sirianni spent five years at the collegiate level as the wide receivers coach at Indiana University of Pennsylvania (2006-08) and defensive backs coach at Mount Union (2004-05), his alma mater, helping the Purple Raiders capture a national title during the 2005 season.

A native of Jamestown, NY, Sirianni was a three-year starter at wide receiver at Mount Union, winning three NCAA Division III National Championships (2000-02) and earning All-Ohio Athletic Conference honors as a senior after catching a career-high 13 touchdowns. He also played one year in the Atlantic Indoor Football League with the Canton Legends in 2005.

Sirianni’s brother, Mike, is the head coach at Washington & Jefferson College, where he is the winningest coach in school history (156-36, .813 winning percentage) and a seven-time PAC Coach of the Year who led the Presidents to their 26th league title in 2018. His brother, Jay, is a former head coach at their alma mater, Southwestern Central High School (Jamestown, NY), where their father, Fran, also spent nine years in the same position. Under Jay, Southwestern Central won New York state titles in 2008 and 2009.

Sirianni and his wife, Brett, have two sons, Jacob and Miles, and one daughter, Taylor.




**MICHAEL CLAY**  
SPECIAL TEAMS COORDINATOR



NFL Experience: 9th Year (4th with Eagles)  
College: Oregon Hometown: San Jose, CA

- ▶ Enters his second season as the Eagles' special teams coordinator ... Re-joined the club in 2021 after a five-year stint with the 49ers (2016-20), including four seasons as a special teams assistant ... Originally began his coaching career with Philadelphia (2014-15)
- ▶ Oversaw a career year by **Jake Elliott** in 2021 ... Elliott was selected to his first career Pro Bowl after producing a franchise-record 90.9% FG percentage (30-of-33) and a career-high 134 points (6th-most in team history) ... Finished as one of just three NFL kickers who converted at least 90% of their FGs and all of their XP attempts (44-of-44)
- ▶ During his time with the 49ers, guided **Mitch Wishnowsky** to the 9th-most punts inside the 20 (25) in 2020 ... Assisted a group that ranked 2nd in average starting field position (32.1-yard line) as well as opponent average starting field position (24.7-yard line) in 2019 ... Helped **Robbie Gould** set the 49ers' record for FG percentage (97.1%) and led **Richie James** to PFWA All-NFC honors as a rookie in 2018
- ▶ Served as Philadelphia's assistant special teams coach in 2015, when **Darren Sproles** collected Pro Bowl accolades after leading the league in both punt return yards (446) and punt return TDs (2, tied)
- ▶ Started as the Eagles' defensive quality control coach in 2014
- ▶ Played LB at Oregon from 2009-12 and was an All-Pac-12 selection ... Signed by the Dolphins as a UDFA in 2013



**JONATHAN GANNON**  
DEFENSIVE COORDINATOR



NFL Experience: 15th Year (2nd with Eagles)  
College: Louisville Hometown: Cleveland, OH

- ▶ Named the Eagles' defensive coordinator during the 2021 offseason
- ▶ In his first season with Philadelphia, directed the 10th-ranked defense (328.8 ypg) in the NFL ... The Eagles, who registered the 2nd-most defensive TDs (5) and surrendered the 5th-fewest explosive plays (117) in the league, also finished 9th in opponent rushing yards per game (107.9) and opponent three-and-out percentage (33.1%)
- ▶ Guided three defensive players to Pro Bowl honors following the 2021 campaign ... **Dariusz Slay** paced the Eagles with 5 takeaways and produced an NFL-best 3 defensive TDs, while **Javon Hargrave** and **Josh Sweat** each tied for the most sacks (7.5) on the team
- ▶ Coached Indianapolis' secondary from 2018-20 ... During that stretch, the Colts were 6th in INTs (45), 9th in scoring defense (22.5 ppg) and 10th in total defense (339.5 ypg) and red zone defense (55.9%)
- ▶ Served as the Vikings' assistant DBs/quality control coach from 2014-17 ... In that span, Minnesota ranked 2nd in red zone defense (48.6%) as well as 3rd in scoring defense (18.8 ppg), total defense (319.9 ypg), passing defense (214.6 ypg) and third-down defense (35.1%)
- ▶ Worked as the Titans' defensive assistant/quality control coach during the 2012-13 seasons ... Held the same position with the Falcons when he originally began his NFL career in 2007 ... Also spent time in several scouting positions with the Rams from 2009-11



**SHANE STEICHEN**  
OFFENSIVE COORDINATOR



NFL Experience: 12th Year (2nd with Eagles)  
College: UNLV Hometown: Sacramento, CA

- ▶ Hired as the Eagles' offensive coordinator in 2021 after serving in the same capacity with the Chargers during the 2019-20 seasons
- ▶ In his first year with the Eagles, coordinated the NFL's most productive rushing offense, as Philadelphia ranked 1st in the NFL with franchise records in rushing yards (2,715) and rushing TDs (25) ... The Eagles led the league in explosive plays (163) and also ranked 4th in third-down percentage (team-record 45.7%) and 5th in giveaways (16)
- ▶ Played a key role in the development of first-time starter **Jalen Hurts**, who became the eighth QB in NFL history to record 3,000+ passing yards (3,144) and 750+ rushing yards (784) in 2021
- ▶ Tutored **Justin Herbert** to PFWA Rookie of the Year honors in 2020 ... Completed 396-of-595 (66.6%) attempts for 4,336 yards, 31 TDs, 10 INTs and a 93.8 rating ... Finished among the league's Top 10 QBs in completions (4th), passing yards (6th) and passing TDs (10th)
- ▶ Coached the Chargers' QBs from 2016-19 ... In that span, **Philip Rivers** earned three consecutive Pro Bowl nods (2016-18) ... In 2017, Los Angeles led the NFL with 276.9 passing yards per game
- ▶ Spent two years as the Chargers' offensive quality control/WRs coach from 2014-15 ... Also was the Browns' offensive quality control/QBs coach in 2013 ... First began his NFL coaching career as a defensive assistant with the Chargers from 2011-12 ... Played QB at UNLV



**JEMAL SINGLETON**  
RUNNING BACKS/ASSISTANT HEAD COACH



NFL Experience: 7th Year (2nd with Eagles)  
College: Air Force Hometown: Incirlik, Turkey

- ▶ Joined Philadelphia's coaching staff during the 2021 offseason
- ▶ Helped the Eagles lead the NFL with team records in rushing yards (2,715), rushing TDs (25) and rushing first downs (163) in 2021 ... **Miles Sanders** ranked 3rd in the NFL with a career-high 5.5 yards per carry and **Boston Scott** registered a career-best 7 rushing TDs
- ▶ In 2020, helped Cincinnati's RBs register a combined 1,891 scrimmage yards ... Also guided **Joe Mixon** to 1,137 rushing yards in 2019
- ▶ Spent the 2018 season as the RBs coach for the Raiders
- ▶ Served as the Colts' RBs coach from 2016-17 ... Worked closely with **Frank Gore**, who became just the fourth RB in NFL history to surpass 1,000 rushing yards (1,025) at age 33-or-older in 2016
- ▶ Was the special teams coordinator/RBs coach at Arkansas in 2015
- ▶ Tutored the RBs at Oklahoma State (2011-14) ... In 2014, Cowboys RBs combined for more than 500 touches without committing a turnover ... Oklahoma State's RBs also totaled 35 rushing TDs in 2013
- ▶ Spent nine seasons coaching at Air Force (2000, '03-10) ... Worked as the Falcons' RBs coach from 2006-10, producing a conference rushing title and Top 10 national ranking in rushing offense each year
- ▶ Played RB at Air Force and became just the sixth player in program history to be elected a two-time captain




**KEVIN PATULLO**  
PASSING GAME COORDINATOR



**NFL Experience:** 13th Year (2nd with Eagles)  
**College:** South Florida **Hometown:** Hillsborough, NJ

- ▶ Hired as the Eagles' passing game coordinator in 2021 after spending three years with **Nick Sirianni** in Indianapolis (2018-20)
- ▶ In his first season with Philadelphia, assisted a passing attack that finished 6th in both receiving average (11.7) and YAC per reception (5.7) ... Helped grow **Jalen Hurts**, who became the eighth QB in NFL history to have 3,000+ passing yards (3,144) and 750+ rushing yards (784) in a season ... **DeVonta Smith** set an Eagles rookie record for receiving yards (916), while **Dallas Goedert** ranked 1st among TEs in receiving first-down percentage (75.0%) and 5th in yards (830)
- ▶ Served as the Colts' pass game specialist in 2020 ... Indianapolis gave up the 2nd-fewest sacks (21) and 3rd-fewest giveaways (15) ... In addition, worked with the Colts' WRs during the 2018-19 seasons
- ▶ Coached the Jets' QBs from 2015-16 ... In 2015, **Ryan Fitzpatrick** had a career-high 3,905 yards and a franchise-record 31 TDs
- ▶ In 2014, helped **Kendall Wright** register a career-high 6 TDs with 57 catches and 715 yards as the Titans' assistant WRs coach
- ▶ Was an offensive quality control coach with the Bills from 2010-12 ... Saw **Stevie Johnson** post three straight 1,000+ yard seasons
- ▶ Started his NFL coaching career with the Chiefs (2007-08)
- ▶ Played QB and WR at South Florida (1999-2002)



**DENNARD WILSON**  
DEF. PASSING GAME COORDINATOR/DBs



**NFL Experience:** 15th Year (2nd with Eagles)  
**College:** Maryland **Hometown:** Upper Marlboro, MD

- ▶ Added the title and responsibilities of defensive passing game coordinator in 2022 ... Joined the Eagles' staff as the DBs coach in 2021
- ▶ In his first season with Philadelphia, supported a defense that allowed the 5th-fewest explosive plays (117), 8th-fewest passing yards per attempt (6.8) and 10th-fewest total yards per game (328.8) in the NFL
- ▶ The Eagles' 2021 secondary was highlighted by **Darius Slay**, who was named to the Pro Bowl after pacing the team with 9 PDs, 5 takeaways, including 3 INTs, and an NFL-best 3 defensive TDs ... **Avonte Maddox** was the only NFL CB with 5+ TFLs and multiple FFs (career-high 2)
- ▶ Spent four years with the Jets as the passing game coordinator/DBs coach (2019-20) and DBs coach (2017-18) ... Mentored **Marcus Maye** to a career year in 2020 ... Also played an important role in the development of **Jamal Adams**, guiding him to 2018-19 Pro Bowl honors
- ▶ From 2015-16, coached the Rams' DBs ... Originally entered the NFL as a defensive quality control coach (2012-14) with St. Louis following a four-year stint as a pro scout with the Bears (2008-11)
- ▶ Prior to working in the NFL, served as a graduate assistant at Maryland from 2007-08 and worked as the DBs/passing game coordinator at DeMatha Catholic (MD) High School from 2004-06
- ▶ Signed by Washington as a UDFA in 2004



**JEFF STOUTLAND**  
RUN GAME COORDINATOR/OFFENSIVE LINE



**NFL Experience:** 10th Year (10th with Eagles)  
**College:** Southern Conn. St. **Hometown:** New York, NY

**SUPER BOWL CHAMPION: 2017 (LII)**

- ▶ Is one of the most respected OL coaches in the country ... Boasts 39 years of coaching experience ... Is the longest-tenured member of the Eagles' coaching staff (named run game coordinator in 2018)
- ▶ Has tutored Pro Bowl players in each of his first nine seasons in Philadelphia ... Is one of only five OL coaches since the 1970 merger to produce Pro Bowl players in at least nine consecutive years with the same team, joining **Jim McNally** (1981-91, Bengals), **Mike Solari** (1997-2005, Chiefs), **Hudson Houck** (1993-2001, Cowboys) and **Oliver Spence** (1970-78, Raiders) ... In total, has led five players to 17 Pro Bowls
- ▶ Has coached three of the six OLs with multiple All-Pro players in team history (2013, 2017, 2021) ... Has also directed two of the four Eagles OLs with three Pro Bowlers (2014, 2019) ... Under his guidance, **Jason Kelce** (five) and **Brandon Brooks** (three) have received the most Pro Bowl nods at their position in team history, while **Jason Peters** is the only Eagles tackle to ever earn four straight Pro Bowl selections
- ▶ Mentored one of the most dominant OLs in the NFL during Philadelphia's **Super Bowl LII**-winning campaign in 2017 ... The Eagles OL has blocked for numerous record-breaking offenses under Stoutland
- ▶ Coached one of the best OLs in college football history at Alabama in 2012 ... Featured two first-team All-Americans and helped the Crimson Tide win their second straight BCS National Championship



**BRIAN JOHNSON**  
QUARTERBACKS



**NFL Experience:** 2nd Year (2nd with Eagles)  
**College:** Utah **Hometown:** Crosby, TX

- ▶ Named the Eagles' QBs coach during the 2021 offseason
- ▶ Helped first-time starter **Jalen Hurts** become just the eighth QB in NFL history to post 3,000+ passing yards (3,144) and 750+ rushing yards (784) in a season ... At 23 years old, Hurts became the youngest QB in Eagles history to start in a playoff game ... Combined for 26 TDs and tied for the 4th-most explosive plays (106) in the NFL
- ▶ Enjoyed a highly successful three-year stint at Florida (2018-20) ... Led the top passing attack (378.6 ypg) in the FBS as the Gators' offensive coordinator/QBs coach in 2020 ... Mentored three All-America selections that year – **Kyle Trask**, **Kyle Pitts** and **Kadarius Toney** ... Trask, a Heisman Trophy finalist, led the FBS in passing TDs (43)
- ▶ From 2014-16, coached the QBs at Mississippi State ... Helped the Bulldogs produce the two-highest passing totals in program history ... Played a crucial role in developing **Dak Prescott** into one of the best QBs in SEC history ... A two-time first-team All-SEC honoree, Prescott shattered 38 records during his time at Mississippi State
- ▶ Began his coaching career at Utah (2010-13) ... In 2012, became the youngest FBS offensive coordinator in the nation at just 24 years old after spending two seasons working with the Utes' QBs
- ▶ A three-year starting QB and two-time bowl MVP at Utah ... Was on the cover of *EA Sports'* 2010 NCAA Football video game






**JASON MICHAEL**  
TIGHT ENDS



NFL Experience: 17th Year (2nd with Eagles)  
College: Western Kentucky Hometown: Louisa, KY

- ▶ Joined the Eagles as the TEs coach during the 2021 offseason
- ▶ Facilitated a breakout campaign by **Dallas Goedert** in 2021 ... Goedert totaled the 5th-most receiving yards (career-high 830) among NFL TEs ... Also led his position in receiving first-down percentage (75.0%) and ranked 2nd in yards per reception (career-high 14.8)
- ▶ Served as the Colts' TEs coach from 2019-20, where he coached with **Nick Sirianni** ... During his time in Indianapolis, Colts TEs combined to rank 5th in the AFC at their position in receptions (168) and receiving yards (1,862) ... In 2020, guided **Jack Doyle** to his second Pro Bowl honor after he totaled 43 receptions for 448 yards and 4 TDs
- ▶ Spent four years with the Titans as the QBs coach (2016-17) and offensive coordinator (2014-15) ... Played a key role developing **Marcus Mariota** ... In 2015, **Delanie Walker** made the Pro Bowl after leading all TEs in catches (94) and posting a career-high in yards (1,088)
- ▶ Coached the Chargers' TEs from 2011-13 on a staff that also included Sirianni and **Shane Steichen** ... During that span, **Antonio Gates** registered the 4th-most receptions (190) among NFL TEs
- ▶ Worked as a QBs/quality control coach with the Jets in 2006
- ▶ Held a quality control role with the Raiders during the 2005 season
- ▶ Played QB at Army before transferring to Western Kentucky



**AARON MOOREHEAD**  
WIDE RECEIVERS



NFL Experience: 3rd Year (3rd with Eagles)  
College: Illinois Hometown: Deerfield, IL

**SUPER BOWL CHAMPION: 2006 (XLI)**

- ▶ Enters his third overall season as the Eagles' WRs coach
- ▶ In 2021, guided **DeVonta Smith** to an Eagles rookie record in receiving yards (916), in addition to team highs in receptions (64) and receiving TDs (5) ... **Quez Watkins** also had a team-high 15.0 receiving average, which was 8th among NFL WRs (min. 40 catches) ... Overall, Philadelphia's offense led the league in explosive plays (163) and was 6th in both yards per reception (11.7) and YAC per reception (5.7)
- ▶ Served in the same capacity at Vanderbilt from 2018-19
- ▶ Mentored the WRs at Texas A&M from 2015-17, where he led a group that featured **Christian Kirk** and **Josh Reynolds**, who combined for 144 catches, nearly 2,000 yards and over 20 TDs in 2016 ... Kirk, Reynolds, **Damion Ratley** and **Ricky Seals-Jones** went on to the NFL
- ▶ From 2013-14, worked as the WRs coach at Virginia Tech
- ▶ Spent the 2010-12 seasons as an offensive assistant at Stanford and helped the Cardinal reach three straight BCS games ... Tutored future NFL players, including **Doug Baldwin** and **Ty Montgomery**
- ▶ Played five seasons (2003-07) in the NFL with the Indianapolis Colts, including a **Super Bowl XLI** championship after the 2006 campaign
- ▶ Moorehead and his father, Emery (played in NFL from 1977-88), were the first father-son duo to play in and win a Super Bowl



**NICK RALLIS**  
LINEBACKERS



NFL Experience: 5th Year (2nd with Eagles)  
College: Minnesota Hometown: Edina, MN

- ▶ Named the Eagles' LBs coach during the 2021 offseason
- ▶ In his first year with Philadelphia, assisted a defense that allowed the 5th-fewest explosive plays (117), 9th-fewest rushing yards per game (107.9) and 10th-fewest total yards per game (328.8) in the NFL
- ▶ Under his tutelage in 2021, **Alex Singleton** (team-high 130) and **T.J. Edwards** (125) registered the 4th- and 6th-most tackles by an Eagle since at least 1991, respectively ... The duo finished as two of five players to record 125+ tackles, 1 INT and 1 FR in the regular season
- ▶ Prior to the Eagles, spent three seasons working as the Vikings' defensive quality control/assistant LBs coach from 2018-20
- ▶ During the 2020 campaign, helped a Vikings defense that featured the only pair of NFL LB teammates with 100+ tackles and 3 INTs – **Eric Wilson** (121 tackles) and **Eric Kendricks** (107 tackles)
- ▶ Helped guide Kendricks to a career year in 2019, when he collected first-team All-Pro honors from the *Associated Press* and earned his first career Pro Bowl nod ... Finished as the Vikings' leading tackler (career-high 110) for the fifth consecutive season
- ▶ Prior to joining the Vikings' coaching staff, spent the 2017 season working as a quality control coach at Wake Forest
- ▶ Played LB at the University of Minnesota (2012-16)




**TRACY RUCKER**  
DEFENSIVE LINE




NFL Experience: 5th Year (2nd with Eagles)  
College: Auburn Hometown: Atlanta, GA

- ▶ A 30-year coaching veteran who was named the Eagles' DL coach in 2021 ... In his debut season with Philadelphia, helped **Javon Hargrave** and **Josh Sweat** earn their first career Pro Bowl honors after they each led the team with 7.5 sacks ... Overall, assisted a defense that surrendered the 10th-fewest total yards per game (328.8) in the NFL
- ▶ During his collegiate career, mentored numerous NFL Draft picks, including six All-Americans and two national award winners ... Also was a member of Auburn's national championship team in 2010
- ▶ Coached the Titans' DL from 2011-13 (worked with **Jonathan Gannon** in Tennessee) ... In 2012, the Titans registered the 10th-most sacks (39.0) in the NFL, while **Derrick Morgan** turned in a breakout year
- ▶ Developed **Nick Fairley** and **Dee Ford** at Auburn (2009-10) ... Led **Peria Jerry** and **Greg Hardy** to All-America honors at Mississippi (2008) ... In 2006, coached **Jamaal Anderson** to a 14.0-sack season at Arkansas ... Additionally mentored future NFL stars **DeMarcus Ware** and **Osi Umenyiora** during his time at Troy State (1997-2001)
- ▶ Spent two summers with the Buccaneers (2006) and Colts (2001) as part of the NFL's Bill Walsh Diversity Coaching Fellowship Program
- ▶ Considered one of the greatest college DL ever and was inducted into the College Football Hall of Fame in 2004 ... Drafted by Washington in the 3rd round in 1989 and played two NFL seasons due to injury

**JEREMIAH WASHBURN**  
DEFENSIVE ENDS/OUTSIDE LINEBACKERS



**NFL Experience:** 21st Year (4th with Eagles)  
**College:** Arkansas **Hometown:** Shelby, NC

- ▶ Begins his fourth season with the Eagles and first as the team's DEs/OLBs coach ... Served as Philadelphia's senior defensive assistant from 2020-21 after joining as an advanced projects coordinator in 2019
- ▶ In 2021, helped an Eagles defense that allowed the 9th-fewest rushing yards per game (107.9) and 10th-fewest total yards per game (328.8) ... Worked with two first-time Pro Bowlers in **Javon Hargrave** and **Josh Sweat**, who produced career highs in sacks (team-high 7.5 each)
- ▶ Assisted a unit that produced the 3rd-most sacks (49.0) in the league while ranking 4th in opponent three-and-out percentage (21.4%) and 7th in third-down defense (37.9%) in 2020 ... Also contributed to Pro Bowl campaigns by **Fletcher Cox** and **Brandon Graham**
- ▶ Served as the OL coach for the Dolphins in 2018 ... Spent the 2017 season coaching the Bears' OL after working as the assistant OL coach with the Dolphins in 2016 ... Began his NFL coaching career with the Lions as an OL coach (2013-15) and assistant OL coach (2009-12)
- ▶ Spent six years with the Ravens working as an area scout (2005-08) and player personnel assistant (2003-04) ... Also served as a football operations assistant for the Panthers in 2002
- ▶ Played guard at Arkansas and worked at his alma mater as a graduate assistant during the 2000-01 seasons



**ROY ISTVAN**  
ASSISTANT OFFENSIVE LINE



**NFL Experience:** 4th Year (4th with Eagles)  
**College:** Southern Conn. St. **Hometown:** Wallingford, PA

- ▶ A coaching veteran with 33 years of experience, enters his fourth overall season as the Eagles' assistant offensive line coach ... Since 2019, has helped the OL earn a combined five Pro Bowl appearances and three All-Pro honors while working under **Jeff Stoutland**
- ▶ In 2021, assisted an OL that paved the way for the top rushing offense in the league, as Philadelphia ranked 1st with team records in rushing yards (2,715) and rushing TDs (25) ... The Eagles also paced the NFL in rushing first downs (163) and yards before contact per rush (2.3)
- ▶ Prior to joining Philadelphia's staff, served as the assistant head coach, offensive coordinator and OL coach at Keiser University (Fort Lauderdale, FL) during the school's inaugural football season in 2018
- ▶ Was the offensive coordinator and OL coach at Cornell (2014-16)
- ▶ From 2008-13, coached the OL at Rhode Island and took on the responsibilities as the offensive coordinator in his final three seasons
- ▶ Spent five seasons with the University of Buffalo (2001-05) ... In his first three years, served as the run game coordinator/OL coach prior to being named the offensive coordinator for the 2004-05 seasons
- ▶ Began his coaching career in 1990 as a graduate assistant at Southern Connecticut State, where he worked alongside Stoutland, who was the Owls' offensive coordinator ... Also played under Stoutland in college



**D.K. McDONALD**  
ASSISTANT DEFENSIVE BACKS



**NFL Experience:** 2nd Year (2nd with Eagles)  
**College:** Edinboro **Hometown:** Orrville, OH

- ▶ Joined the Eagles as the assistant DBs coach in 2021 after spending 18 seasons (2003-20) coaching in the collegiate ranks
- ▶ In his first season with Philadelphia, helped a defense that allowed the 5th-fewest explosive plays (117) and 8th-fewest passing yards per attempt (6.8) in the NFL ... **Darius Slay** earned a trip to the Pro Bowl after producing 9 PDs, 5 takeaways and an NFL-best 3 defensive TDs
- ▶ Spent five years at Iowa State, serving as the safeties coach (2019-20) and CBs coach (2016-18) ... Helped Iowa State finish 2nd in the Big 12 in scoring defense (21.4 ppg) and total defense (340.4 ypg) in 2020 ... Mentored three safeties to all-conference accolades as well as three CBs to a combined five All-Big 12 honors at Iowa State
- ▶ Worked with Toledo's CBs from 2012-15 ... Helped the Rockets finish 1st in the MAC in scoring defense (21.1 ppg) in 2015
- ▶ Served as the DBs coach at William & Mary in 2011 after five years as the secondary coach/recruiting coordinator at Indiana University of Pennsylvania (2006-10), where he worked with **Nick Sirianni**
- ▶ Coached the secondary at his alma mater, Edinboro, from 2003-05 ... In 2005, the Fighting Scots led the nation in scoring, rushing and total defense and ranked 3rd in passing efficiency defense
- ▶ Played CB at Edinboro from 1997-2000



**JOE PANNUNZIO**  
ASSISTANT SPECIAL TEAMS COORDINATOR



**NFL Experience:** 6th Year (6th with Eagles)  
**College:** Southern Colorado **Hometown:** Pueblo, CO

- ▶ Named the Eagles' assistant special teams coordinator in 2021
- ▶ Supported a special teams operation that featured Pro Bowler **Jake Elliott**, who posted a team-record 90.9% FG percentage along with a career-best 134 points (6th-most in franchise history)
- ▶ Re-joined Philadelphia's coaching staff in 2019 as the director of team development and held that role for two years
- ▶ Served as the special teams coordinator/TEs coach (2017) and RBs coach (2018) at Alabama after previously working as the Eagles' director of personnel operations (2015-16) ... Spent four years as Alabama's director of football operations (2011-14)
- ▶ Worked as the TEs coach/special teams coordinator at Miami (FL) from 2006-10 ... Tutored players such as **Greg Olsen** and **Jimmy Graham**
- ▶ Was the head coach at Murray State from 2000-05 and led the Racers to the 2002 Ohio Valley title and NCAA Subdivision playoff trip
- ▶ Coached under **Tommy Tuberville** at both Auburn (1999) and Mississippi (1995-98), working with the TEs and special teams ... Also had the same position with **Jim Wacker** at Minnesota (1992-94) ... Was the OL/TEs/special teams coach under Wacker at TCU (1990-91)
- ▶ Held two stints at Mesa (CO) College (1982-84, 1987-90)
- ▶ Began his career as the WRs coach at Southern Colorado in 1981




**ALEX TANNEY**  
ASST. QUARTERBACKS/OFFENSIVE ASSISTANT



**NFL Experience:** 2nd Year (2nd with Eagles)  
**College:** Monmouth College (IL) **Hometown:** Lexington, IL

- ▶ Enters his second season with the Eagles ... Elevated to assistant quarterbacks coach/offensive assistant in 2022 after originally joining the staff as an offensive quality control coach in 2021
- ▶ In his first year with Philadelphia, supported an offense that led the league with team records in rushing yards (2,715) and rushing TDs (25) ... The Eagles also ranked 4th in third-down percentage (franchise-record 45.7%) and allowed the 5th-fewest giveaways (16)
- ▶ Played nine years in the NFL as a backup QB with the Chiefs (2012), Cowboys (2013), Browns (2013), Buccaneers (2014), Titans (2014-15, 2015-17), Bills (2015), Colts (2015) and Giants (2018-20) ... Originally signed by the Chiefs as a UDFA in 2012 ... Crossed paths with **Nick Sirianni** in Kansas City and **Shane Steichen** in Cleveland
- ▶ Attended Monmouth College (IL) from 2007-11 ... Established NCAA Division III career records in passing yards (14,249) and passing TDs (157) and was selected a three-time Midwest Conference Offensive Player of the Year (2008-09, '11) ... In 2009, threw for 3,856 yards and 44 TDs and was named the Melberger Award winner as Division III's best player ... Set a school record with 50 TD passes in 2008



**TYLER SCUDDER**  
DEFENSIVE ASSISTANT



**NFL Experience:** 2nd Year (2nd with Eagles)  
**College:** West Virginia **Hometown:** Gettysburg, PA

- ▶ Named a defensive assistant during the 2022 offseason ... Started his NFL career as a coaches assistant with Philadelphia in 2021
- ▶ In his debut season with the Eagles, supported a staff that guided the team to a 9-8 record and playoff berth, producing numerous franchise records and Top 10 NFL rankings in all three phases
- ▶ Prior to Philadelphia, enjoyed a three-year stint as a senior defensive quality control coach at Iowa State (2018-20) ... With the Cyclones, helped Iowa State reach Top 3 Big 12 rankings in scoring defense in 2018 (22.9 ppg, 1st), 2019 (25.9 ppg, 3rd) and 2020 (21.4 ppg, 2nd)
- ▶ Spent four seasons at Duquesne as the co-defensive coordinator/LBs coach (2015-17) and LBs coach (2014) ... One of his standout players, **Christian Kuntz**, became the NEC's all-time sack leader (30.5) and was also a three-time FCS All-America selection
- ▶ Was the director of player personnel at Western Michigan in 2013 ... Helped assemble the No. 1 recruiting class in MAC history
- ▶ Mentored the CBs and LBs and served as a recruiting assistant at Indiana University of Pennsylvania (2010-12) ... The Crimson Hawks ranked 1st among all NCAA Division II programs in scoring defense (12.5 ppg) and total defense (257.9 ypg) during the 2012 campaign
- ▶ Coached WRs/special teams at Plymouth State (NH) in 2009



**TYLER BROWN**  
SPECIAL TEAMS QUALITY CONTROL



**NFL Experience:** 2nd Year (2nd with Eagles)  
**College:** Rowan **Hometown:** Marlton, NJ

- ▶ Hired as a special teams quality control coach in 2021
- ▶ In his first season with the Eagles, aided a special teams unit led by Pro Bowl K **Jake Elliott**, who registered a franchise-record 90.9% FG percentage (30-of-33) and a career-high 134 points (6th-most in team history) ... Finished as one of three kickers who connected on at least 90% of their FGs and all of their XP attempts (44-of-44)
- ▶ Spent five seasons at Michigan as a special teams graduate assistant (2019-20) and special teams analyst (2016-18) under **Jim Harbaugh** ... Helped guide the Wolverines to Top 12 special teams rankings during the 2016 (3rd), 2018 (12th) and 2019 (4th) seasons
- ▶ Was a special teams consultant under **Matt Rhule** at Temple (2014-15)
- ▶ Mentored by his father, Randy, who has been a kicking consultant for over 30 years at the NFL and collegiate levels ... Randy is currently a special teams coach with the Ravens and previously worked with the Eagles during the 2004-05 seasons
- ▶ While attending Rowan University, trained specialists and established a track record of working with some of the top high school kickers in New Jersey ... In that capacity, coached many specialists to all-conference and all-state honors



**ERIC DICKERSON**  
OFFENSIVE QUALITY CONTROL



**NFL Experience:** 2nd Year (2nd with Eagles)  
**College:** South Carolina State **Hometown:** Goose Creek, SC

- ▶ Named an offensive quality control coach in 2022 after working as a defensive assistant in 2021 ... First joined the Eagles' staff through the NFL's Bill Walsh Diversity Coaching Fellowship Program
- ▶ During the 2021 season, contributed to an Eagles defensive unit that allowed the 5th-fewest explosive plays (117) in the NFL, while ranking 10th in opponent yards per game (328.8) ... Philadelphia also tied for the 2nd-most defensive TDs (5) in the league
- ▶ Before the Eagles, spent three years at Duke as a football analyst from 2018-20, working on special teams and with the WRs/TEs on offense ... In that span, the Blue Devils produced Top 3 ACC finishes in kickoff return yards and punt return yards in 2019 and 2020 ... Helped guide **Noah Gray** to second-team All-America accolades after he totaled the 2nd-most receptions (51) by a TE in program history in 2019
- ▶ Started his coaching career working with the TEs and FBs at his alma mater, South Carolina, during the 2017 campaign
- ▶ A four-year starter and two-year captain on the OL at South Carolina State ... Led the Bulldogs to conference titles in 2013 and 2014




**JOE KASPER**  
DEFENSIVE QUALITY CONTROL



**NFL Experience:** 4th Year (2nd with Eagles)  
**College:** Baldwin Wallace **Hometown:** Mentor, OH

- ▶ Joined the Eagles as a defensive quality control coach during the 2021 offseason following a three-year tenure at Duke (2018-20)
- ▶ In his first year with Philadelphia's coaching staff, contributed to a defense that allowed the 5th-fewest explosive plays (117) in the league, while ranking 10th in opponent yards per game (328.8) ... The Eagles also tied for the 2nd-most defensive TDs (5) in the NFL
- ▶ With the Blue Devils, worked with the QBs (2020) and DBs (2019) as a graduate assistant ... During the 2019 season, Duke's defense ranked 3rd in the ACC and 24th nationally in passing yards allowed per game ... Helped the Blue Devils rank 4th in the conference in passing yards allowed per game and 5th in pass efficiency defense in 2018
- ▶ Coached the WRs at John Carroll in 2017 ... Also coached the DBs at Mentor (OH) High School during the 2015-16 seasons
- ▶ In his first stint in the NFL, served as a player personnel and development assistant with the Cleveland Browns from 2013-14
- ▶ Played safety in college at Baldwin Wallace (Berea, OH)



**T.J. PAGANETTI**  
OFFENSIVE QUALITY CONTROL



**NFL Experience:** 8th Year (8th with Eagles)  
**College:** Oregon **Hometown:** Bedford, MA

**SUPER BOWL CHAMPION: 2017 (LII)**

- ▶ As an offensive quality control coach in 2021, helped the Eagles rank 1st in the NFL with team records in rushing yards (2,715) and rushing TDs (25) ... The Eagles also produced the 4th-highest third-down percentage (franchise-record 45.7%) and ranked 5th in turnovers (16)
- ▶ Served as the Eagles' assistant RBs coach for two seasons (2019-20) and was also the assistant run game coordinator in 2020
- ▶ Assisted **Miles Sanders'** PFWA All-Rookie season in 2019 ... Sanders paced his rookie class in scrimmage yards (1,327) and also finished 3rd among NFL RBs in scrimmage yards per touch (5.8)
- ▶ Helped coach one of the NFL's most dominant OLs during the Eagles' **Super Bowl LII**-winning campaign in 2017 ... That season, Philadelphia ranked 3rd in the NFL in rushing yards per game (132.2)
- ▶ Returned to the Eagles' coaching staff as an offensive quality control/assistant OL coach in 2017 and served in that role for two seasons ... Previously worked as an analyst (offense and QBs) from 2013-14
- ▶ During his time as an analyst, the Eagles established team records in points (474), TDs (54), passing yards (4,581) and first downs (356) in 2014 and total yards (6,676) and fewest turnovers (19) in 2013
- ▶ Held various coaching roles at Oregon (2007-12, 2015-16)



**SCOTT KANIECKI**  
ADMINISTRATIVE ASST. TO THE HEAD COACH



**NFL Experience:** 8th Year (1st with Eagles)  
**College:** SUNY Brockport **Hometown:** Grand Island, NY

- ▶ Hired as the Eagles' administrative assistant to the head coach during the 2022 offseason ... Enters his eighth overall season in the NFL
- ▶ Spent the previous seven years with the Cleveland Browns (2015-21) ... During his time in Cleveland, worked in the personnel department in remote roles (2015, '19-21) and as a scouting assistant (2016-17)
- ▶ Additionally contributed to the Browns' coaching staff as a defensive quality control coach in 2018 ... Worked primarily with the LBs
- ▶ Prior to his tenure with Cleveland, mentored the LBs and DBs at the Colorado School of Mines during the 2012-14 seasons
- ▶ Served as a quality control coach at Indiana University of Pennsylvania from 2008-11 ... During the 2008 campaign, crossed paths with **Nick Sirianni**, who then coached the Crimson Hawks' WRs
- ▶ From 2004-07, played WR collegiately at SUNY Brockport



**EXECUTIVE ADMINISTRATION**

**Jeffrey Lurie**..... Chairman and Chief Executive Officer  
**Don Smolenski**..... President  
**Aileen Dargosa**..... Senior Vice President, General Counsel  
**Tina D'Orazio**..... Senior Vice President & Chief of Staff,  
 Office of the Chairman/CEO  
**Frank Gumieny**..... Senior Vice President, Chief Financial Officer  
**Jen Kavanagh**..... Senior Vice President, Media and Marketing  
**Bob Lange**..... Senior Vice President, Communications  
**Jason Miller**..... Senior Vice President, Operations

**EXECUTIVE ADMINISTRATION SUPPORT**

**Lee Ann Hartley**..... Director, Office of the Chairman/CEO  
**Phillip Boyle**..... Executive Driver  
**Daniel Goldsmith**..... Business Manager  
**Katy Moroz**..... Executive Assistant  
**Liz Reed**..... Executive Assistant to President  
**Alexandra Rosetti**..... Administrative Assistant,  
 Office of the Chairman/CEO  
**Tara Sutphen**..... Operations and Event Manager,  
 Office of the Chairman/CEO  
**Jessica Teson**..... Executive Assistant

**FOOTBALL OPERATIONS**

**Howie Roseman**..... Executive Vice President/General Manager  
**Jon Ferrari**..... Assistant General Manager  
**Alec Halaby**..... Assistant General Manager  
**Dom DiSandro**..... Senior Advisor to the General Manager/  
 Chief Security Officer  
**Anthony Cozzi**..... Vice President of Software Innovation  
**Greg Delimitros**..... Vice President of Equipment Operations  
**Patrick Dolan**..... Vice President of Football Technology  
**Bryce Johnston**..... Vice President of Football Transactions  
 and Strategic Planning  
**Jake Rosenberg**..... Vice President of Football Administration  
**Paul Lancaster**..... Senior Director of Player Engagement  
**Connor Barwin**..... Director of Player Development  
**Kevin Dougherty**..... Director of Video Operations  
**James Gilman**..... Director of Football Analytics  
**Dan Ryan**..... Director of Team Travel and Football Logistics  
**Jeff Scott**..... Director of Football Operations  
**Katie David**..... Football Operations Director  
**Jon Liu**..... Assistant Director of Football Analytics  
**Kathy Mair**..... Player Resource Coordinator/  
 Assistant Director of Player Engagement  
**Tom Rossi**..... Assistant Director of Football Technology  
**Craig Blake**..... Assistant Equipment Manager  
**Nick Church**..... Lead Software Innovator  
**Zach Drapkin**..... Quantitative Analyst  
**Peter Gould**..... Assistant Equipment Manager  
**Ryan Maddocks**..... Manager of Video Operations  
**Kevin Mahon**..... Video Projects Coordinator  
**Patrick McDowell**..... Player Development Assistant/Scout  
**Edward Miller**..... Assistant Equipment Manager  
**Meghan O'Donnell**..... Analyst  
**Zachary Steever**..... Quantitative Analyst  
**Nick Still**..... Assistant Equipment Manager  
**Elsie Reyes**..... Administrative Assistant, Football Operations

**SCOUTING**

**Dave Caldwell**..... Senior Personnel Director/  
 Advisor to the General Manager  
**Matt Russell**..... Senior Personnel Director/  
 Advisor to the General Manager  
**Anthony Patch**..... Senior Director of College Scouting

**Brandon Hunt**..... Director of Scouting  
**Charles Walls**..... Director of Player Personnel  
**Alan Wolking**..... Director of Player Personnel  
**Phil Bhaya**..... Director of Draft Management  
**Max Gruder**..... Director of Pro Scouting  
**Ameena Soliman**..... Director of Personnel Operations/Pro Scout  
**Jeremy Gray**..... Assistant Director of Pro Personnel  
**Ryan Myers**..... Assistant Director of College Scouting  
**Matt Holland**..... Senior College/Pro Scout  
**Jordon Dizon**..... National Scout  
**Jarrold Kilburn**..... College/Pro Scout  
**Brad Obee**..... Southwest Area Scout  
**Rod Streater**..... Northeast Area Scout  
**Jim Ward**..... Midwest Area Scout  
**Lee DiValerio**..... NFS Scout  
**Ben Ijalana**..... Scouting Assistant

**SPORTS MEDICINE AND PERFORMANCE**

**Tom Hunkele**..... Vice President of Sports Medicine/  
 Head Athletic Trainer  
**Ted Rath**..... Vice President of Player Performance  
**Fernando Noriega**..... Head Strength and Conditioning Coach  
**Jerome Reid**..... Senior Athletic Trainer  
**Joseph O'Pella**..... Associate Athletic Trainer  
**Edward Grayer**..... Associate Strength and Conditioning Coach  
**Dustin Woods**..... Associate Strength and Conditioning Coach  
**Mike Minnis**..... Director of Performance Nutrition/  
 Assistant Strength and Conditioning Coach  
**Ben Wagner**..... Assistant Strength and Conditioning Coach  
**Stephanie Coppola**..... Associate Performance Nutrition Coordinator  
**Steven Feldman**..... Physical Therapist / Assistant Athletic Trainer  
**Trey Kunz**..... Performance Physical Therapist  
**Monte Wong**..... Physical Therapist / Assistant Athletic Trainer  
**Shaniece Jackson**..... Assistant Athletic Trainer

**ACCOUNTING**

**Greg McDonald**..... Vice President of Financial Operations  
**Tony Orazi**..... Vice President of Financial Reporting  
**Emily Cosner**..... Payroll Manager  
**Sasha Jones**..... Accounting Coordinator  
**Alison Neville**..... Senior Accounting Coordinator  
**Kathleen Rosi**..... Accounts Payable Manager  
**Andrea Sorli**..... Controller

**HUMAN RESOURCES**

**Kristie Pappal**..... Vice President of Human Resources  
**Erik Rausch**..... Director of Human Resources  
**Michele Braughton**..... Front Office Receptionist  
**Lynita Hines**..... Human Resources Engagement Specialist  
**Colleen Scoles**..... Talent Acquisition Manager  
**Kelly Whitt**..... HRIS Specialist

**STRATEGY**

**Julian Lurie**..... Business and Football Operations Strategy

**LEGAL**

**Marla Axelrod**..... Vice President, Deputy General Counsel

**EAGLES ENTERTAINMENT**

**Eric Long**..... Vice President of Content & Production  
**Stacy Kelleher**..... Director of Production  
**Sarah Zangrilli**..... Director of Digital Strategy  
**Julie Bacanskas**..... Senior Manager, Social Media  
**Chris Barletto**..... Senior Producer  
**Jamal Cooley**..... Social Media Coordinator



Ray Doyle..... Senior Manager, Production  
 Fran Duffy..... Production Manager & On-Air Talent  
 Dana Heberling..... Senior Editor  
 Melissa Kelly..... Studio Producer  
 Peter Kelly..... Audio Engineer  
 Alessandra Lane..... Live Events Production Manager  
 Wes Lauria..... Digital Asset Coordinator  
 Joshua Lee..... Social Media Coordinator  
 Kiel Leggere..... Photographer & Motion Graphics Designer  
 Chris McPherson..... Senior Manager, Digital Media  
 Nahom Nega..... Content Producer  
 Mike O'Connor..... Senior Editor  
 Nick Rotondi..... Senior Producer  
 Chris Rutledge..... UI/UX Developer  
 Dave Spadaro..... Eagles Insider  
 Jennifer White..... Senior Manager, Digital Assets

**BUSINESS DATA AND ANALYTICS**

Tanmay Patel..... Vice President of Business Data and Analytics  
 Andrew Kromer..... Data Engineer  
 Julia Nowels..... CRM Manager

**COMMUNICATIONS**

Brett Strohsacker..... Vice President of Football Communications  
 Anthony Bonagura..... Director of Corporate Communications  
 John Gonoude..... Senior Manager, Football Communications  
 Allison Waddington..... Communications Manager

**COMMUNITY RELATIONS**

Julie Hirshey..... Vice President of Community Relations  
 Daniel Levy..... Youth Football and Community Relations Manager  
 Carly Pennacchia..... Community Relations Manager  
 Taylor Wilson..... Community Relations Coordinator

**INFORMATION TECHNOLOGY**

John Pawling..... Vice President of Information Technology  
 Bill Mizell..... Director of Information Security  
 and Network Infrastructure  
 Christian Coslett..... Assistant Network Administrator  
 Mike Gibboni..... Systems Administrator  
 Terrance Hopkins..... Technical Support Specialist  
 Scott Jaudas..... Telecommunications Administrator  
 Steve Jones..... Technical Support Specialist

**MARKETING**

Brian Papson..... Vice President of Marketing  
 Sean Flanagan..... Creative Director  
 Poorya Nayerahmadi..... Director of Marketing  
 Barbara Zaun..... Director of Entertainment Groups  
 Jessica Cashin..... Marketing Manager  
 Kevin di Girolamo..... Assistant to SWOOP  
 Christine Dorn..... Senior Designer  
 Andrew Gerdes..... Marketing Coordinator  
 Loraine Griffiths..... Senior Designer  
 Denise Kozul..... Marketing and Executive Assistant  
 Matthew Schwenk..... Senior Designer

**SALES AND SERVICES**

Greg DeLuca..... Vice President of Premium Development  
 and Services  
 Tracy Foster..... Vice President of Corporate Partner Activation  
 Brian Napoli..... Vice President of Corporate Partnerships  
 Mat Warner..... Vice President of Premium Sales  
 Maura Strohsacker..... Director of Corporate Partner Activation  
 Christian Molnar..... Team Relationships Director

Ernie Burrell..... Corporate Partnerships Director  
 Shane Campbell..... Corporate Partner Activation Manager  
 Ryan Cullen..... Partnerships Activation Account Executive  
 Mark DiFrancesco..... Corporate Partnership Activation Coordinator  
 Pat Jeffries..... Premium Sales Director  
 Nikki Jost..... Senior Manager, Corporate Partner Activation  
 Donnie Lewis..... Account Executive, Premium Sales  
 Joe Malatesta..... Premium Sales Director  
 Drew Masciangelo..... Premium Sales and Services Manager  
 Matt McKenna..... Account Executive, Corporate Partnerships  
 Nick Michaels..... Corporate Partnerships Director  
 Clark Minken..... Premium Sales Director  
 Brandy Pickett..... Premium Services Coordinator  
 Jessica Philippou..... Premium Services Account Executive  
 Emma Rutherford..... Premium Services Account Executive  
 Ryan Sheehan..... Corporate Partnerships Director  
 Emily Shields..... Partnership Activation Account Executive  
 Jamie Solomon..... Premium Services Suite Manager  
 Brandon Sochovka..... Premium Services Account Executive  
 Erica Sorrels..... Activation and Partner Solutions Manager

**FACILITIES AND STADIUM OPERATIONS**

Ryan Hummel..... Vice President of Facilities Operations  
 Tom Brennan..... Director of Facilities  
 JP Hayslip..... Director of Facilities Security  
 Koran Bae..... Facility Operations Coordinator  
 Otha Bledsoe..... Electrician  
 John Candelori..... Carpenter  
 Tom Caracciolo..... Conversion Manager  
 James Carter..... A/V Systems Engineer  
 Edward Dean..... Facilities  
 Chris DeBellis..... NovaCare Facility Manager  
 Fred DeVice..... Controls Technician  
 William Dunfee..... Plumber  
 Robert Ferrara..... Carpenter  
 Chris Fink..... Project Manager  
 Colleen Iskenian..... Facility Security Manager  
 Chris Golderer..... Steamfitter  
 Lou Giorla..... Carpenter/Foreman  
 Tajmir Harris..... Shipping and Receiving Coordinator  
 Michael Hartman..... Carpenter  
 Bob Hellmuth..... Steamfitter  
 Shawn James..... Carpenter  
 Herbert Keyser..... Electrician/Foreman  
 Jim McGurk..... Building Maintenance Manager  
 Ray Murphy..... Plumber/Foreman  
 Jennifer Mastrangelo..... Operations Administration Manager  
 Darien Moore..... Conversion Coordinator  
 Greg Poda..... Operations Services Director  
 Rich Prutzman..... Warehouse Supervisor  
 Tom Riley..... Steamfitter/Foreman  
 David Sullivan..... Senior Broadcast and Media Engineer  
 Bridget Waldron..... Facilities Security Coordinator  
 Stephen Weingarten..... Lincoln Financial Field Facility Manager  
 Wayne Zarnowski..... Electrician

**TICKET AND FAN SERVICES**

Laini DeLawter..... Vice President of Ticket & Fan Services  
 Kevin Sorli..... Director of Ticketing  
 Norman Vosschulte..... Director of Fan Experience and Sustainability  
 Brian Dea..... Senior Manager, Event Staff Operations  
 Paige Davenport..... Season Ticket Member Services Coordinator  
 Megan Knarr..... Fan Experience Coordinator  
 Doug Lesser..... Ticket Operations Finance Manager  
 Nicole Luff..... Assistant Manager



**Jim McCafferty** .....Senior Manager, Special Event Ticketing  
**Laura McQuiston** .....Event Staff Experience Assistant Manager  
**Catherine Whitmore** ..... Senior Manager, Fan Services

**MERCHANDISE**

**Emily McNichol** ..... Director of Merchandise  
**Isaac Brubaker** .....Rockvale Pro Shop Manager,  
 Inventory Control Specialist  
**Timothy Crouch** ..... Senior Manager, Merchandise  
**Brittany Mecca** .....Pro Shop Manager, Cherry Hill  
**Vince Seaton** .....Pro Shop Manager, Lincoln Financial Field

**GROUNDS**

**Tony Leonard** ..... Vice President of Grounds  
**Eddie Harbaugh** ..... Sports Field Manager  
**Shawn Mackin** ..... Field Maintenance Coordinator  
**Josh Riley** ..... Mechanic  
**Chris Weaver** ..... Landscape Manager

**EVENT OPERATIONS**

**Chris Sharkoski** ..... Director of Event Operations  
**Lauren Gress** ..... Senior Manager, Event Operations  
**Colette Brandt** ..... Events Coordinator  
**Lauren Hayes** ..... Events Coordinator

**EAGLES AUTISM FOUNDATION**

**Ryan Hammond** .....Executive Director  
**Neva Graham-Kelly** .....Director of Development  
**Meghan O'Donnell** .....Communications Coordinator  
**Kirsten Saraceni** ..... Administrator of Scientific Programs  
 and Inclusion Initiatives



# PLAYER BIOS



[FRONT OFFICE & COACHING STAFF](#)

[PLAYER BIOS](#)

[2021 EAGLES STATISTICS](#)

[RECORD BOOK](#)

[ALL-TIME RESULTS](#)

[ALL-TIME ROSTERS](#)

[HONORS & HISTORY](#)

[YEAR-BY-YEAR STATISTICS](#)

[OFF THE FIELD](#)





# DEVON ALLEN

WIDE RECEIVER | 39

**Height:** 6-1 **Weight:** 190 **DOB:** Dec. 12, 1994 (Age 27)  
**NFL Experience:** Rookie (1st with Eagles) **Acquired:** FA-22  
**College:** Oregon **Hometown (HS):** Phoenix, AZ (Brophy Prep)



## COLLEGE STATISTICS

Year	College	GP	RECEIVING					OFF SNAPS	
			Rec	Yds	Avg	Lg	TD	No	Pct
2014	Oregon	14	41	684	16.7	80	7	---	---
2015	Oregon	12	9	94	10.4	23	0	---	---
2016	Oregon	3	4	141	35.3	77	1	---	---
<b>Totals</b>		<b>29</b>	<b>54</b>	<b>919</b>	<b>17.0</b>	<b>80</b>	<b>8</b>	---	---

## ADDITIONAL STATISTICS

**Rushing:** 4-34 - 2014 (1-21), 2016 (3-13) **Kickoff Returns:** 8-209 - 2014 (8-209)  
**Special Teams Tackles:** 3 - 2014 (2), 2015 (1)

**Nickname:** D.A. ... **Hobbies:** Hanging out with his dog, Barry; playing video games, such as *Call of Duty* and *Halo*; mixing music ... **Favorite music:** Drake, Kendrick Lamar, Sheff G, Dave, Digga D, Skepta, and Stormzy ... **Bucket list:** Become a classically-trained chef ... **Favorite food:** Sushi, ramen, dumplings, and banh mi ... **Biggest inspiration:** His father ... **Favorite athlete growing up:** Hines Ward ... **If he could play another sport:** Golf ... **Favorite TV show:** *Peaky Blinders*



## BIRDSEED

- ▶ A two-time U.S. Olympian (2016, '20) in the 110m hurdles event ... Returned to playing football during the 2022 offseason after a six-year hiatus competing as an Olympic track and field athlete
- ▶ Finished 4th in the Tokyo 2020 Olympic Games with a time of 13.14 after placing 2nd at the U.S. Olympic Trials ... A finalist in the Rio 2016 Olympic Games, placed 5th with a time of 13.31 after winning the U.S. Olympic Trials ... A three-time U.S. National Champion (2014, '16, '18) ... In 2021, became just the 13th American hurdler to eclipse the 13-second barrier after setting a personal best of 12.99
- ▶ Competed in the USATF NYC Grand Prix in June 2022, where he registered the 3rd-fastest 110m hurdles time (12.84) in history ... His mark finished just .04 seconds shy of the world record set in 2012
- ▶ Captured the Penn Relays' Olympic Development 110m hurdles competition with a time of 13.11 at Franklin Field in Philadelphia in April 2022 ... Broke a meet record that had lasted since 1998 and also set the best time in the world for the year at that point ... Many of his Eagles teammates were in attendance watching him compete
- ▶ Named an All-American after winning the NCAA Outdoor Championships in the 110m hurdles in 2014 and 2016 ... At the time, his 13.16 mark in 2014 was the 2nd-fastest in NCAA history ... Also won the USATF Outdoor Championships in the 110m hurdles in 2014
- ▶ He and his fraternal twin sister, Carissa, were born seven hours apart and two months premature at Group Health Cooperative in Seattle, WA ... The two remained in the hospital for a month due to breathing issues ... Both became collegiate athletes, as Carissa played volleyball at Northwest Christian University (Eugene, OR)

## COLLEGE HIGHLIGHTS

- ▶ Saw action in 29 games at Oregon, recording 919 yards and 8 TDs on 54 receptions (17.0 avg.) ... A member of the Ducks team that reached the 2015 College Football Playoff National Championship
- ▶ Logged 41 receptions for 684 yards (16.7 avg.) and a team-best 7 TDs during the 2014 campaign (all career highs)

## PERSONAL

- ▶ Went to Brophy Prep (AZ) High School, where he was a four-star football recruit and track and field standout ... Posted 43 catches for 749 yards (17.4 avg.) and 9 TDs to go along with 251 yards and 5 TDs on the ground as a senior ... Earned Division I South All-Section first-team honors as a WR and was named to the all-state specialist team as a punt returner ... Claimed the 2012 state titles in the 110m and 300m hurdles, setting state records in both events
- ▶ Is the son of Louis and Joey Allen ... Has a fraternal twin sister, Carissa, along with one other sister, Rikki, and a brother, William

## TRANSACTIONS

- ▶ **4/8/22** - Signed by PHI to 3-year contract



# JACK ANDERSON

CENTER/GUARD | 76



**Height:** 6-4 **Weight:** 314 **DOB:** Oct. 12, 1998 (Age 23)  
**NFL Experience:** 2nd Year (2nd with Eagles) **Draft:** D7-21 (236th overall) by BUF **Acquired:** PS-Buf-21  
**College:** Texas Tech **Hometown (HS):** Frisco, TX (Frisco)

### CAREER STATISTICS

Year	Team	GP/S	STARTS			OFF SNAPS	
			LG	C	RG	No	Pct
2021	Philadelphia	2/1	0	0	1	81	7%
<b>Totals</b>		<b>2/1</b>	<b>0</b>	<b>0</b>	<b>1</b>	---	---

PLAYOFFS							
Year	Team	GP/S	LG	C	RG	No	Pct
2021	Philadelphia	0/0	0	0	0	0	0%
<b>Totals</b>		<b>0/0</b>	<b>0</b>	<b>0</b>	<b>0</b>	---	---

### 2021 SEASON - EAGLES

- ▶ Saw action in 81 offensive snaps (50 at C, 31 at RG) ... Made his first career NFL start in the regular-season finale vs. Dal. (1/8/22)

### COLLEGE HIGHLIGHTS

- ▶ A four-year starter at Texas Tech who twice earned All-Big 12 honors and was a Freshman All-American ... Started 38 career games at RG
- ▶ Named first-team All-Big 12 as a senior in 2020 ... A member of an OL that ranked 3rd in the conference in sacks allowed per game (1.6) ... Voted a team captain by his teammates at the start of the season
- ▶ Received second-team All-Big 12 honors in 2018 ... Played with a unit that was 4th in the conference in sacks allowed per game (2.1)

### PERSONAL

- ▶ Attended Frisco (TX) High School, where he was a two-time first-team all-district selection as a junior and senior ... Earned second-team All-America honors and was named *Dallas Morning News* First-Team All-Area as a senior, blocking for a group that rushed for 333.0 yards per game ... Also participated in the Under Armour All-America game and was nationally ranked as the No. 4 guard in the 2017 class
- ▶ Majored in public relations during his time at Texas Tech

### TRANSACTIONS

- ▶ **2021** - Drafted by BUF in 7th round (236th overall) ... **8/31/21** - Waived by BUF ... **9/1/21** - Signed by BUF to practice squad ... **9/21/21** - Signed by PHI from BUF practice squad ... **11/20/21** - Placed on Reserve/Injured ... **12/21/21** - Activated from Reserve/Injured



**Nickname:** Big Jack ... **Hobbies:** Playing video games, such as *Call of Duty*, and is big into fashion and cars ... **Bucket list:** Travel to Fiji and take a month or two to travel around the world ... **Desired talents:** Ability to play piano ... **Biggest influence:** "My mom. That's my role model for sure and who I look up to." ... **If he could play another sport, what position/team he would play for:** Shooting guard, Dallas Mavericks ... **Favorite TV show:** *Breaking Bad* ... **Favorite music/artists:** Hip-hop; Drake, Gunna, and Future ... **Favorite athlete growing up:** Brian Urlacher ... **Favorite quote:** "You reap what you sow."



# J.J. ARCEGA-WHITESIDE

TIGHT END | 19

(pronounced are-THAY-guh)

Height: 6-2 Weight: 237 DOB: Dec. 31, 1996 (Age 25)

NFL Experience: 4th Year (4th with Eagles) Draft: D2b-19 (57th overall) by PHI

College: Stanford Hometown (HS): Roebuck, SC (Dorman)



## CAREER STATISTICS

			RECEIVING					OFF SNAPS	
Year	Team	GP/S	Rec	Yds	Avg	Lg	TD	No	Pct
2019	Philadelphia	16/5	10	169	16.9	30	1	492	42%
2020	Philadelphia	8/0	4	85	21.3	37	0	141	13%
2021	Philadelphia	16/2	2	36	18.0	23	0	170	15%
<b>Totals</b>		<b>40/7</b>	<b>16</b>	<b>290</b>	<b>18.1</b>	<b>37</b>	<b>1</b>	---	---

PLAYOFFS									
Year	Team	GP/S	Rec	Yds	Avg	Lg	TD	No	Pct
2019	Philadelphia	1/0	0	0	---	---	0	12	17%
<b>Totals</b>		<b>1/0</b>	<b>0</b>	<b>0</b>	---	---	<b>0</b>	---	---

ADDITIONAL STATISTICS	
<b>Fumble Recoveries:</b> 3 - 2019 (1), 2020 (1), 2021 (1)	<b>Fumble Recovery TDs:</b> 1 - 2020 (1)
<b>Special Teams Tackles:</b> 5 - 2021 (5)	<b>Special Teams FFs:</b> 1 - 2021 (1)

## CAREER HIGHS

Receptions	2	4x, last: 1/3/21 vs. Was.
Receiving Yards	43	11/24/19 vs. Sea.
Receiving Long	37	10/11/20 at Pit.
Receiving TDs	1	12/1/19 at Mia.

**First job:** Interned for former Secretary of State Condoleezza Rice while at Stanford ... **Bucket list:** Sitting front row at a Real Madrid vs. Barcelona soccer match ... **Surprisingly good at:** "I'm good at eating fast. All my friends think it's impressive how I'm always the first one to finish their food." ... **If he could play another sport, what team:** Basketball, Philadelphia 76ers ... **Favorite athlete growing up:** Cristiano Ronaldo ... **Favorite meal:** Spaghetti fettuccine with either chicken or shrimp ... **Favorite music:** Hip-hop ... **Moment left starstruck:** "When I was in high school, we had a 7-on-7 tournament and Steve Smith was there. He came up, spoke to me, and handed me his game gloves."



## BIRDSEED

- ▶ Converted from WR to TE during the 2022 offseason
- ▶ Has supported Susan G. Komen, a breast cancer foundation, through the NFL's *My Cause My Cleats* initiative to honor his mother, Valorie Whiteside, who is a stage 3B survivor ... Susan G. Komen directs funds toward breakthrough research aimed at preventing and curing breast cancer and addresses critical needs in our communities
- ▶ Originally born in Zaragoza, Spain ... Has lived in several countries, including the United States, Italy, Portugal and Spain ... Moved to South Carolina at age 6 ... Learned English as a third language
- ▶ His father, Joaquin Arcega, and mother each played basketball professionally overseas ... His uncles, Fernando and Jose Arcega, also played basketball for Spain in the 1984 Summer Olympics ... His grandfather, Walter Means, who passed away during the 2021 season, played baseball in the Negro Leagues with the New York Black Yankees
- ▶ Majored in international studies while at Stanford ... Completed an internship at the office of Condoleezza Rice ... Delivered mail, screened calls and responded to emails on behalf of Rice

## 2021 SEASON - EAGLES

- ▶ Produced a career-high 5 special teams tackles with 1 FF and 1 FR in 229 special teams snaps, which ranked 6th on the Eagles ... Also recorded 2 receptions for 36 yards in 170 offensive snaps

## 2020 SEASON - EAGLES

- ▶ Logged 4 receptions for 85 yards (21.3 avg.)
- ▶ Recovered a **Miles Sanders** fumble in the end zone for a TD following Sanders' 74-yard run vs. Bal. (10/18/20)

## 2019 SEASON - EAGLES

- ▶ Finished his rookie campaign with 10 catches for 169 yards (16.9 avg.) and 1 TD, including 4 receptions of 20+ yards
- ▶ Hauled in a 15-yard pass from **Carson Wentz** for his 1st career TD in the second quarter at Mia. (12/1/19)

## COLLEGE HIGHLIGHTS

- ▶ Registered 135 receptions for 2,219 yards (16.4 avg.) and 28 TDs in 33 career games ... Totaled the 2nd-most receiving TDs in school history, trailing only **Ken Margerum** (30, 1977-80) in that category
- ▶ Garnered All-Pac-12 honors after tying for the 3rd-most receiving TDs (14) among NCAA FBS players and producing the 3rd-most receiving yards (1,059) in the conference as a senior
- ▶ Earned All-Pac-12 honorable mention accolades following his sophomore season in 2017, when he posted a team-high 48 receptions for 781 yards (16.3 avg.) and 9 TDs

## PERSONAL

- ▶ Prepped at Dorman (SC) High School, where he finished as the career leader in receptions (207), receiving yards (3,779) and TDs (38), while averaging 18.2 yards per catch as a three-year varsity starter ... Also lettered in basketball and track and field



2021 GAME-BY-GAME STATISTICS (PHI)										
Date	Opp		GP/S	Rec	Yds	Avg	Lg	TD	Snaps	Pct
Sep 12	at Atl	W	1/1	0	0	---	--	0	16	23%
Sep 19	SF	L	1/0	0	0	---	--	0	8	14%
Sep 27	at Dal	L	1/0	0	0	---	--	0	4	7%
Oct 3	KC	L	1/0	0	0	---	--	0	11	15%
Oct 10	at Car	W	1/0	0	0	---	--	0	3	4%
Oct 14	TB	L	1/0	0	0	---	--	0	4	8%
Oct 24	at LV	L	1/0	0	0	---	--	0	8	12%
Oct 31	at Det	W	1/0	0	0	---	--	0	4	6%
Nov 7	LAC	L	0/0	INACTIVE						
Nov 14	at Den	W	1/0	0	0	---	--	0	1	2%
Nov 21	NO	W	1/0	1	23	23.0	23	0	12	15%
Nov 28	at NYG	L	1/1	1	13	13.0	13	0	15	22%
Dec 5	at NYJ	W	1/0	0	0	---	--	0	14	20%
Dec 21	Was	W	1/0	0	0	---	--	0	11	15%
Dec 26	NYG	W	1/0	0	0	---	--	0	13	21%
Jan 2	at Was	W	1/0	0	0	---	--	0	4	7%
Jan 8	Dal	L	1/0	0	0	---	--	0	42	57%
<b>Totals</b>			<b>16/2</b>	<b>2</b>	<b>36</b>	<b>18.0</b>	<b>23</b>	<b>0</b>	<b>170</b>	<b>15%</b>
PLAYOFFS										
Jan 16	at TB	L	0/0	RESERVE/INJURED						
<b>Totals</b>			<b>0/0</b>	<b>0</b>	<b>0</b>	<b>---</b>	<b>--</b>	<b>0</b>	<b>0</b>	<b>0%</b>

2019 GAME-BY-GAME STATISTICS (PHI)										
Date	Opp		GP/S	Rec	Yds	Avg	Lg	TD	Snaps	Pct
Sep 8	Was	W	1/0	0	0	---	--	0	5	7%
Sep 15	at Atl	L	1/0	1	4	4.0	4	0	75	93%
Sep 22	Det	L	1/1	1	10	10.0	10	0	55	72%
Sep 26	at GB	W	1/0	0	0	---	--	0	6	10%
Oct 6	NYJ	W	1/0	0	0	---	--	0	2	3%
Oct 13	at Min	L	1/0	0	0	---	--	0	5	8%
Oct 20	at Dal	L	1/0	0	0	---	--	0	12	20%
Oct 27	at Buf	W	1/0	0	0	---	--	0	4	5%
Nov 3	Chi	W	1/0	0	0	---	--	0	15	17%
Nov 17	NE	L	1/0	1	29	29.0	29	0	19	25%
Nov 24	Sea	L	1/1	2	43	21.5	30	0	54	71%
Dec 1	at Mia	L	1/0	1	15	15.0	15	1	27	38%
Dec 9	NYG	W	1/1	2	29	14.5	22	0	80	90%
Dec 15	at Was	W	1/1	0	0	---	--	0	71	92%
Dec 22	Dal	W	1/1	2	39	19.5	27	0	45	62%
Dec 29	at NYG	W	1/0	0	0	---	--	0	17	23%
<b>Totals</b>			<b>16/5</b>	<b>10</b>	<b>169</b>	<b>16.9</b>	<b>30</b>	<b>1</b>	<b>492</b>	<b>42%</b>
PLAYOFFS										
Jan 5	Sea	L	1/0	0	0	---	--	0	12	17%
<b>Totals</b>			<b>1/0</b>	<b>0</b>	<b>0</b>	<b>---</b>	<b>--</b>	<b>0</b>	<b>12</b>	<b>17%</b>

2020 GAME-BY-GAME STATISTICS (PHI)										
Date	Opp		GP/S	Rec	Yds	Avg	Lg	TD	Snaps	Pct
Sep 13	at Was	L	1/0	0	0	---	--	0	28	41%
Sep 20	LAR	L	1/0	0	0	---	--	0	16	23%
Sep 27	Cin	T	1/0	0	0	---	--	0	18	20%
Oct 4	at SF	W	0/0	INACTIVE						
Oct 11	at Pit	L	1/0	1	37	37.0	37	0	8	14%
Oct 18	Bal	L	1/0	0	0	---	--	0	12	17%
Oct 22	NYG	W	1/0	1	8	8.0	8	0	13	16%
Nov 1	Dal	W	1/0	0	0	---	--	0	5	8%
Nov 15	at NYG	L	0/0	INACTIVE						
Nov 22	at Cle	L	0/0	RESERVE/COVID-19						
Nov 30	Sea	L	0/0	RESERVE/COVID-19						
Dec 6	at GB	L	0/0	INACTIVE						
Dec 13	NO	W	0/0	DID NOT PLAY						
Dec 20	at Ari	L	0/0	INACTIVE						
Dec 27	at Dal	L	0/0	INACTIVE						
Jan 3	Was	L	1/0	2	40	20.0	30	0	41	60%
<b>Totals</b>			<b>8/0</b>	<b>4</b>	<b>85</b>	<b>21.3</b>	<b>37</b>	<b>0</b>	<b>141</b>	<b>13%</b>



**TRANSACTIONS**

- ▶ **2019** - Drafted by PHI in 2nd round (57th overall) ... **11/19/20** - Placed on Reserve/COVID-19 ... **12/2/20** - Activated from Reserve/COVID-19 ... **1/10/22** - Placed on Reserve/Injured



# KAYODE AWOSIKA

GUARD/TACKLE | 72

(pronounced KY-o-dee ah-woh-SHE-kah)

**Height:** 6-3 **Weight:** 312 **DOB:** Oct. 27, 1998 (Age 23)  
**NFL Experience:** 1st Year (1st with Eagles) **Draft:** UDFA-21 by PHI  
**College:** Buffalo **Hometown (HS):** Maple Grove, MN (Maple Grove)



## CAREER STATISTICS

Year	Team	GP/S	STARTS				OFF SNAPS	
			LT	LG	RG	RT	No	Pct
2021	Philadelphia	1/0	0	0	0	0	43	4%
<b>Totals</b>		<b>1/0</b>	<b>0</b>	<b>0</b>	<b>0</b>	<b>0</b>	---	---

## PLAYOFFS

2021	Philadelphia	0/0	0	0	0	0	0	0%
<b>Totals</b>		<b>0/0</b>	<b>0</b>	<b>0</b>	<b>0</b>	<b>0</b>	---	---

**Nickname:** Yodie or Yode ... **Hobbies:** Playing 2K or Call of Duty ...  
**Desired talent:** Ability to play guitar ... **Biggest influence in his life:** "My parents. They both moved from Nigeria and gave me a better life." ...  
**Favorite movie:** Avengers: Endgame ... **Favorite athlete growing up:** LeBron James ... **Favorite music:** R&B, smooth rap ... **Favorite Quote:** "If you are going to do something, do it 100 percent."



## BIRDSEED

- ▶ Is the son of Nigerian immigrants ... His father, a former engineer and Grand Chief of Ondo City, Nigeria, and mother moved to the United States and started over completely ... Awosika's parents now run their own business managing long-term care facilities in Minnesota

## 2021 SEASON - EAGLES

- ▶ Made his NFL debut and saw action in 43 snaps at RG during the regular-season finale vs. Dal. (1/8/22) ... Also activated from the practice squad for the NFC Wild Card Playoff at TB (1/16/22)

## COLLEGE HIGHLIGHTS

- ▶ A three-year starter, two-time captain and All-MAC selection at Buffalo (2017-20) ... Appeared in 37 games (32 starts), including 25 starts at RT and seven starts at LT, during his career
- ▶ Started all seven games at LT as a senior in 2020, earning first-team all-conference and second-team All-America honors while helping RB **Jaret Patterson** break numerous records ... Blocked for an offense that ranked 2nd nationally in rushing (287.4 ypg) and allowed only 1 sack
- ▶ Voted a second-team All-MAC honoree after opening 11 games at RT in 2019 ... Part of a unit that was named honorable mention for the Joe Moore Award (nation's best OL) ... Paved the way for an offense that rushed for a school-record 3,256 yards and allowed 8 sacks

## PERSONAL

- ▶ Prepped at Maple Grove (MN) High School, where he was named *USA Today* first-team All-Minnesota and first-team All-Metro as a senior ... Anchored an OL that helped the Crimson finish 9-3 overall and 6-2 in conference play ... Also played basketball in high school
- ▶ Earned a bachelor's degree in business administration

## TRANSACTIONS

- ▶ **2021** - Signed by PHI as UDFA ... **8/31/21** - Waived by PHI ... **9/1/21** - Signed by PHI to practice squad ... **1/8/22** - Elevated by PHI from practice squad as COVID-19 replacement for Week 18 vs. Dallas ... **1/15/22** - Elevated by PHI from practice squad as COVID-19 replacement for NFC Wild Card Playoff at Tampa Bay ... **1/18/22** - Signed by PHI to reserve/future contract



# DEREK BARNETT

DEFENSIVE END | 96



**Height:** 6-3 **Weight:** 259 **DOB:** June 25, 1996 (Age 26)  
**NFL Experience:** 6th Year (6th with Eagles) **Draft:** D1-17 (14th overall) by PHI  
**College:** Tennessee **Hometown (HS):** Brentwood, TN (Brentwood Academy)

**SUPER BOWL CHAMPION:** 2017 (LII) **ALL-ROOKIE:** 2017

## CAREER STATISTICS

Year	Team	GP/S	TACKLES				PASS RUSH			INTERCEPTIONS					FUMBLES		DEF SNAPS	
			Total	Solo	Asst	TFL	Sacks	QBH	QBP	Int	Yds	Lg	TD	PD	FF	FR	No	Pct
2017	Philadelphia	15/0	21	18	3	8	5.0	16	36	0	0	--	0	0	1	2	424	41%
2018	Philadelphia	6/6	16	11	5	5	2.5	11	22	0	0	--	0	0	0	0	235	23%
2019	Philadelphia	14/14	30	25	5	10	6.5	22	47	0	0	--	0	0	2	0	712	69%
2020	Philadelphia	13/10	34	21	13	6	5.5	16	28	0	0	--	0	0	0	0	534	49%
2021	Philadelphia	16/15	46	20	26	7	2.0	11	46	0	0	--	0	0	0	0	720	64%
<b>Totals</b>		<b>64/45</b>	<b>147</b>	<b>95</b>	<b>52</b>	<b>36</b>	<b>21.5</b>	<b>76</b>	<b>179</b>	<b>0</b>	<b>0</b>	<b>--</b>	<b>0</b>	<b>0</b>	<b>3</b>	<b>2</b>	<b>---</b>	<b>---</b>

## PLAYOFFS

2017	Philadelphia	3/0	2	2	0	0	1.0	2	9	0	0	--	0	0	1	1	-3	40%
2019	Philadelphia	1/1	3	1	2	0	0.0	2	1	0	0	--	0	0	0	0	0	88%
2021	Philadelphia	1/1	4	1	3	0	0.5	1	5	0	0	--	0	0	0	0	0	79%
<b>Totals</b>		<b>5/2</b>	<b>9</b>	<b>4</b>	<b>5</b>	<b>0</b>	<b>1.5</b>	<b>5</b>	<b>15</b>	<b>0</b>	<b>0</b>	<b>--</b>	<b>0</b>	<b>0</b>	<b>1</b>	<b>1</b>	<b>-3</b>	<b>---</b>

## ADDITIONAL STATISTICS

**Fumble Recovery TDs:** 1 - 2017 (1) **Blocked FGs:** 2 - 2017 (1), 2020 (1), **Blocked FG Recoveries:** 1 - 2017 (1) **Blocked PATs:** 2 - 2017 (1), 2019 (1)

## CAREER HIGHS

<b>Tackles</b>	6	2x, last: 12/1/19 at Mia.
<b>Sacks</b>	2.0	4x, last: 9/27/20 vs. Cin.
<b>INTs</b>	--	---
<b>PDs</b>	--	---
<b>FFs</b>	1	4x, last: 10/27/19 at Buf.
<b>FRs</b>	1	3x, last: 2/4/18 at NE (SB)

**First job:** Worked on a farm cutting grass and weeding ... **Bucket list:** Travel to Africa ... **Prized possessions:** His old college and high school jerseys ... **Desired talent:** Ability to sing ... **Best player he ever lined up against:** Jason Peters in practice ... **Player he models his game after:** Michael Bennett ... **Favorite movie:** *Boyz n the Hood*



## CAREER HIGHLIGHTS

- Recovered the fumble on **Brandon Graham's** fourth-quarter strip-sack of Patriots QB **Tom Brady** in **Super Bowl LII** ... The takeaway set up a 46-yard FG by **Jake Elliott** that gave the Eagles a 41-33 lead with 1:05 remaining ... Considered the best defensive play in team history
- Named to the PFWA **All-Rookie** Team in 2017

## BIRDSEED

- Has organized multiple free youth football camps for boys and girls
- Considers his mother, Christine, his best friend and inspiration ... Christine, who works in a UPS warehouse and at times has held three jobs to support her children, instilled a humble attitude in him

## 2021 SEASON - EAGLES

- Posted a career-high 46 tackles (20 solo) as well as 11 QB hits, 7 TFLs and 2.0 sacks in 720 defensive snaps

## 2020 SEASON - EAGLES

- Registered 34 tackles (21 solo) along with 9 TFLs and 5.5 sacks
- Blocked a 47-yard FG by Browns K **Cody Parkey** at Cle. (11/22/20)
- Recorded a career-high-tying 2.0 sacks vs. Cin. (9/27/20)

## 2019 SEASON - EAGLES

- Produced 30 tackles (25 solo) along with career highs TFLs (10), sacks (6.5), QB pressures (47), hits (22) and FFs (2)
- Sacked Giants QB **Daniel Jones** twice in win at NYG (12/29/19)
- Combined with **Fletcher Cox** to sack and force a fumble against Bills QB **Josh Allen** in the 31-13 victory at Buf. (10/27/19) ... Also blocked a PAT attempt by Bills K **Stephen Hauschka**



2021 GAME-BY-GAME STATISTICS (PHI)												
Date	Opp		GP/S	Tot	Solo	Sk	Int	PD	FF	FR	Snaps	Pct
Sep 12	at Atl	W	1/1	3	2	0.0	0	0	0	0	33	46%
Sep 19	SF	L	1/1	3	1	0.0	0	0	0	0	45	64%
Sep 27	at Dal	L	1/1	3	1	0.0	0	0	0	0	55	71%
Oct 3	KC	L	1/1	4	1	0.0	0	0	0	0	38	57%
Oct 10	at Car	W	1/1	3	2	0.0	0	0	0	0	50	70%
Oct 14	TB	L	1/1	4	0	0.0	0	0	0	0	65	87%
Oct 24	at LV	L	1/1	5	2	0.0	0	0	0	0	56	85%
Oct 31	at Det	W	1/1	1	1	1.0	0	0	0	0	33	53%
Nov 7	LAC	L	1/1	2	0	0.0	0	0	0	0	55	80%
Nov 14	at Den	W	1/1	2	1	1.0	0	0	0	0	48	83%
Nov 21	NO	W	1/1	1	0	0.0	0	0	0	0	45	69%
Nov 28	at NYG	L	1/1	5	4	0.0	0	0	0	0	38	63%
Dec 5	at NYJ	W	1/1	1	0	0.0	0	0	0	0	40	68%
Dec 21	Was	W	1/1	3	2	0.0	0	0	0	0	38	69%
Dec 26	NYG	W	1/1	4	2	0.0	0	0	0	0	39	51%
Jan 2	at Was	W	1/0	2	1	0.0	0	0	0	0	42	67%
Jan 8	Dal	L	0/0	INACTIVE								
<b>Totals</b>			<b>16/15</b>	<b>46</b>	<b>20</b>	<b>2.0</b>	<b>0</b>	<b>0</b>	<b>0</b>	<b>0</b>	<b>720</b>	<b>64%</b>
PLAYOFFS												
Jan 16	at TB	L	1/1	4	1	0.5	0	0	0	0	58	79%
<b>Totals</b>			<b>1/1</b>	<b>4</b>	<b>1</b>	<b>0.5</b>	<b>0</b>	<b>0</b>	<b>0</b>	<b>0</b>	<b>58</b>	<b>79%</b>

MULTI-SACK GAMES (5)		
Date	Opponent	Sacks
9/27/20	vs. Cincinnati Bengals (T, 23-23)	2.0
12/29/19	at New York Giants (W, 34-17)	2.0
11/19/17	at Dallas Cowboys (W, 37-9)	2.0
10/23/17	vs. Washington (W, 34-24)	2.0
9/23/18	vs. Indianapolis Colts (W, 20-16)	1.5

DEFENSIVE TOUCHDOWNS (1)		
Date	Opponent	Type
12/25/17	vs. Oakland Raiders (W, 19-10)	Fumble



2020 GAME-BY-GAME STATISTICS (PHI)												
Date	Opp		GP/S	Tot	Solo	Sk	Int	PD	FF	FR	Snaps	Pct
Sep 13	at Was	L	0/0	INACTIVE								
Sep 20	LAR	L	1/0	3	1	0.0	0	0	0	0	33	48%
Sep 27	Cin	T	1/0	4	4	2.0	0	0	0	0	38	53%
Oct 4	at SF	W	1/0	4	2	0.5	0	0	0	0	43	59%
Oct 11	at Pit	L	1/1	2	1	0.0	0	0	0	0	49	65%
Oct 18	Bal	L	1/1	1	1	0.0	0	0	0	0	40	55%
Oct 22	NYG	W	1/1	2	1	1.0	0	0	0	0	38	63%
Nov 1	Dal	W	1/1	1	1	0.0	0	0	0	0	41	52%
Nov 15	at NYG	L	1/1	3	3	1.0	0	0	0	0	46	65%
Nov 22	at Cle	L	1/1	3	2	0.0	0	0	0	0	38	57%
Nov 30	Sea	L	1/1	3	2	1.0	0	0	0	0	40	60%
Dec 6	at GB	L	1/1	2	0	0.0	0	0	0	0	38	62%
Dec 13	NO	W	1/1	3	0	0.0	0	0	0	0	38	60%
Dec 20	at Ari	L	1/1	3	3	0.0	0	0	0	0	52	76%
Dec 27	at Dal	L	0/0	INACTIVE								
Jan 3	Was	L	0/0	INACTIVE								
<b>Totals</b>			<b>13/10</b>	<b>34</b>	<b>21</b>	<b>5.5</b>	<b>0</b>	<b>0</b>	<b>0</b>	<b>0</b>	<b>534</b>	<b>49%</b>

**2018 SEASON - EAGLES**

- ▶ Totaled 16 tackles (11 solo), 5 TFLs, 2.5 sacks and 22 QB pressures, 11 hits before being placed on Reserve/Injured

**2017 SEASON - EAGLES**

- ▶ Posted 21 tackles (18 solo), 8 TFLs, 5.0 sacks, 1 FF and 2 FRs (including 1 TD) in his debut season ... His 5.0 sacks were the most by an Eagles rookie since **Fletcher Cox** in 2012 (5.5)
- ▶ Recovered the fumble on **Brandon Graham**'s fourth-quarter strip-sack of Patriots QB **Tom Brady** in **Super Bowl LII** ... The takeaway set up a 46-yard FG by **Jake Elliott** that gave the Eagles a 41-33 lead with 1:05 remaining ... Considered the best defensive play in team history
- ▶ Strip-sacked QB **Case Keenum** in the NFC Championship win vs. Min. (1/21/18) ... Became the first Eagles rookie to record a strip-sack in a playoff game since **Derrick Burgess** on 1/27/02 at St. Louis
- ▶ Capped the Eagles' 19-10 victory vs. Oak. (12/25/17) with a 23-yard fumble recovery TD as time expired ... Became the first Eagles rookie to post a fumble recovery TD since **Brian Rolle** (11/7/11 vs. Chicago)
- ▶ Blocked a PAT attempt by Giants K **Aldrick Rosas** in the 34-29 win at NYG (12/17/17) ... According to Elias, the Eagles became the first NFL team to block a punt, FG and PAT in the same game since Buffalo on 11/24/91 at New England (blocked 2 FGs, 1 PAT and 1 punt)
- ▶ Led the Eagles with a career-high-tying 2.0 sacks in the 37-9 victory at Dal. (11/19/17), including his first career strip-sack that resulted in a 37-yard fumble recovery TD by **Nigel Bradham**
- ▶ Blocked and recovered a 49ers K **Robbie Gould** FG attempt in the third quarter of the 33-10 win vs. SF (10/29/17)
- ▶ Posted a career-high 2.0 sacks vs. Was. (10/23/17)

**COLLEGE HIGHLIGHTS**

- ▶ Played in 39 games (36 starts) during his three-year career at Tennessee, where he set a new school record with 33.0 sacks ... Surpassed the previous record of 32.0 set by Pro Football Hall of Famer and Eagles legend **Reggie White** (1980-83)
- ▶ Earned first-team All-America honors from the *Associated Press* as a junior in 2016 after registering a career-high 13.0 sacks with 56 total tackles, 19 TFLs, 16 hurries and 2 FFs



2019 GAME-BY-GAME STATISTICS (PHI)												
Date	Opp		GP/S	Tot	Solo	Sk	Int	PD	FF	FR	Snaps	Pct
Sep 8	Was	W	1/1	4	3	0.0	0	0	0	0	52	81%
Sep 15	at Atl	L	1/1	2	2	0.0	0	0	0	0	50	76%
Sep 22	Det	L	1/1	2	1	0.0	0	0	0	0	43	67%
Sep 26	at GB	W	1/1	4	3	1.0	0	0	1	0	61	75%
Oct 6	NYJ	W	1/1	2	2	1.0	0	0	0	0	43	73%
Oct 13	at Min	L	1/1	1	1	0.0	0	0	0	0	57	80%
Oct 20	at Dal	L	1/1	2	1	1.0	0	0	0	0	53	76%
Oct 27	at Buf	W	1/1	1	0	0.5	0	0	1	0	53	85%
Nov 3	Chi	W	1/1	1	1	0.0	0	0	0	0	36	80%
Nov 17	NE	L	1/1	2	2	0.0	0	0	0	0	65	88%
Nov 24	Sea	L	1/1	0	0	0.0	0	0	0	0	53	82%
Dec 1	at Mia	L	1/1	6	6	1.0	0	0	0	0	50	69%
Dec 9	NYG	W	0/0	INACTIVE								
Dec 15	at Was	W	0/0	INACTIVE								
Dec 22	Dal	W	1/1	1	1	0.0	0	0	0	0	45	73%
Dec 29	at NYG	W	1/1	2	2	2.0	0	0	0	0	51	69%
<b>Totals</b>			<b>14/14</b>	<b>30</b>	<b>25</b>	<b>6.5</b>	<b>0</b>	<b>0</b>	<b>2</b>	<b>0</b>	<b>712</b>	<b>69%</b>
PLAYOFFS												
Jan 5	Sea	L	1/1	3	1	0.0	0	0	0	0	56	88%
<b>Totals</b>			<b>1/1</b>	<b>3</b>	<b>1</b>	<b>0.0</b>	<b>0</b>	<b>0</b>	<b>0</b>	<b>0</b>	<b>56</b>	<b>88%</b>



- ▶ Named second-team All-SEC by the *Associated Press* after leading the team with 10.0 sacks as a sophomore in 2015 ... Also received second-team All-SEC and Freshman All-America honors after setting a true-freshman school record with 10.0 sacks

**PERSONAL**

- ▶ Majored in communication studies at Tennessee
- ▶ Prepped at Brentwood Academy (TN), where he earned all-state honors as a DE ... As a senior, recorded 60 tackles, 18 TFLs, 5.5 sacks and 1 FF and led his team to a state semifinal berth

**TRANSACTIONS**

- ▶ **2017** - Drafted by PHI in 1st round (14th overall) ... **10/25/18** - Placed on Reserve/Injured ... **4/28/20** - 5th-year option exercised by PHI ... **12/27/21** - Placed on Reserve/COVID-19 ... **1/1/22** - Activated from Reserve/COVID-19 ... **3/24/22** - Signed by PHI to 2-year contract

2018 GAME-BY-GAME STATISTICS (PHI)												
Date	Opp		GP/S	Tot	Solo	Sk	Int	PD	FF	FR	Snaps	Pct
Sep 6	Atl	W	1/1	2	1	0.0	0	0	0	0	40	57%
Sep 16	at TB	L	1/1	3	3	0.0	0	0	0	0	35	60%
Sep 23	Ind	W	1/1	5	3	1.5	0	0	0	0	38	64%
Sep 30	at Ten	L	1/1	3	2	1.0	0	0	0	0	54	76%
Oct 7	Min	L	0/0	INACTIVE								
Oct 11	at NYG	W	1/1	2	1	0.0	0	0	0	0	31	48%
Oct 21	Car	L	1/1	1	1	0.0	0	0	0	0	37	63%
Oct 28	at Jax	W	0/0	RESERVE/INJURED								
Nov 11	Dal	L	0/0	RESERVE/INJURED								
Nov 18	at NO	L	0/0	RESERVE/INJURED								
Nov 25	NYG	W	0/0	RESERVE/INJURED								
Dec 3	Was	W	0/0	RESERVE/INJURED								
Dec 9	at Dal	L	0/0	RESERVE/INJURED								
Dec 16	at LAR	W	0/0	RESERVE/INJURED								
Dec 23	Hou	W	0/0	RESERVE/INJURED								
Dec 30	at Was	W	0/0	RESERVE/INJURED								
<b>Totals</b>			<b>6/6</b>	<b>16</b>	<b>11</b>	<b>2.5</b>	<b>0</b>	<b>0</b>	<b>0</b>	<b>0</b>	<b>235</b>	<b>23%</b>
PLAYOFFS												
Jan 6	at Chi	W	0/0	RESERVE/INJURED								
Jan 13	at NO	L	0/0	RESERVE/INJURED								
<b>Totals</b>			<b>0/0</b>	<b>0</b>	<b>0</b>	<b>0.0</b>	<b>0</b>	<b>0</b>	<b>0</b>	<b>0</b>	<b>0</b>	<b>0%</b>

2017 GAME-BY-GAME STATISTICS (PHI)												
Date	Opp		GP/S	Tot	Solo	Sk	Int	PD	FF	FR	Snaps	Pct
Sep 10	at Was	W	1/0	2	2	0.0	0	0	0	0	26	41%
Sep 17	at KC	L	1/0	1	1	0.0	0	0	0	0	21	40%
Sep 24	NYG	W	1/0	0	0	0.0	0	0	0	0	26	38%
Oct 1	at LAC	W	1/0	2	2	0.0	0	0	0	1	24	42%
Oct 8	Ari	W	1/0	0	0	0.0	0	0	0	0	26	43%
Oct 12	at Car	W	1/0	2	0	0.5	0	0	0	0	39	48%
Oct 23	Was	W	1/0	3	3	2.0	0	0	0	0	36	56%
Oct 29	SF	W	1/0	2	2	0.0	0	0	0	0	34	52%
Nov 5	Den	W	1/0	2	2	0.0	0	0	0	0	29	45%
Nov 19	at Dal	W	1/0	3	3	2.0	0	0	1	0	32	51%
Nov 26	Chi	W	1/0	0	0	0.0	0	0	0	0	26	47%
Dec 3	at Sea	L	1/0	1	0	0.5	0	0	0	0	26	42%
Dec 10	at LAR	W	1/0	0	0	0.0	0	0	0	0	17	35%
Dec 17	at NYG	W	1/0	2	2	0.0	0	0	0	0	42	48%
Dec 25	Oak	W	1/0	1	1	0.0	0	0	0	1	20	29%
Dec 31	Dal	L	0/0	INACTIVE								
<b>Totals</b>			<b>15/0</b>	<b>21</b>	<b>18</b>	<b>5.0</b>	<b>0</b>	<b>0</b>	<b>1</b>	<b>2</b>	<b>424</b>	<b>41%</b>
PLAYOFFS												
Jan 13	Atl	W	1/0	0	0	0.0	0	0	0	0	16	25%
Jan 21	Min	W	1/0	2	2	1.0	0	0	1	0	33	49%
Feb 4	at NE	W	1/0	0	0	0.0	0	0	0	1	34	45%
<b>Totals</b>			<b>3/0</b>	<b>2</b>	<b>2</b>	<b>1.0</b>	<b>0</b>	<b>0</b>	<b>1</b>	<b>1</b>	<b>83</b>	<b>40%</b>





# JOSH BLACKWELL

CORNERBACK | 39



**Height:** 5-11 **Weight:** 180 **DOB:** April 5, 1999 (Age 23)  
**NFL Experience:** Rookie (1st with Eagles) **Draft:** UDFA-22 by PHI  
**College:** Duke **Hometown (HS):** Buford, GA (Buford)

### COLLEGE STATISTICS

Year	College	GP/S	TACKLES				PASS RUSH			INTERCEPTIONS					FUMBLES		DEF SNAPS	
			Total	Solo	Asst	TFL	Sacks	QBH	QBP	Int	Yds	Lg	TD	PD	FF	FR	No	Pct
2018	Duke	13/5	28	20	8	0	0.0	---	---	0	0	--	0	6	1	0	---	---
2019	Duke	10/10	29	22	7	0	0.0	---	---	0	0	--	0	7	0	0	---	---
2020	Duke	2/2	4	3	1	1	0.0	---	---	0	0	--	0	0	0	0	---	---
2021	Duke	12/11	35	23	12	1	0.0	---	---	0	0	--	0	7	0	0	---	---
<b>Totals</b>		<b>37/28</b>	<b>96</b>	<b>68</b>	<b>28</b>	<b>2</b>	<b>0.0</b>	<b>---</b>	<b>---</b>	<b>0</b>	<b>0</b>	<b>--</b>	<b>0</b>	<b>20</b>	<b>1</b>	<b>0</b>	<b>---</b>	<b>---</b>

### ADDITIONAL STATISTICS

**Punt Returns:** 25-231 - 2019 (13-142), 2020 (5-35), 2021 (7-54)



### COLLEGE HIGHLIGHTS

- ▶ Played collegiately at Duke (2017-21), where he totaled 96 tackles (68 solo), 20 PDs and 1 FF in 37 career games (28 starts)
- ▶ Saw action in all 12 games (11 starts) as a senior in 2021 ... Logged 35 tackles (23 solo) and a career-high-tying 7 PDs (tied team lead)
- ▶ Compiled 29 tackles (22 solo) and a career-high 7 PDs in 10 contests (all starts) during his sophomore campaign in 2019

### PERSONAL

- ▶ Prepped at Buford (GA) High School ... Following his senior season, received the Touchdown Club of Gwinnett's Cecil Morris Award, which is presented to an all-county caliber player whose season was cut short due to injury ... As a junior, earned first-team all-state recognition from the Georgia Sports Writers Association after helping his team to a 13-2 record and state title game appearance ... Contributed to a 15-0 campaign as a sophomore, which culminated with a 55-10 win against St. Pius X Catholic in the GHSA Class 4A state championship
- ▶ Also participated in track and field ... Helped the 4x100m relay team finish 4th (42.51) at the GHSA Class 4A state meet as a junior
- ▶ Graduated from Duke with a public policy degree, a psychology minor and a certificate in markets and management ... Also obtained a master's degree in management studies while at Duke
- ▶ Is the son of Joe and Janine Blackwell

### TRANSACTIONS

- ▶ **2022** - Signed by PHI as UDFA



# REED BLANKENSHIP

**SAFETY** | 46



**Height:** 6-1 **Weight:** 203 **DOB:** March 2, 1999 (Age 23)  
**NFL Experience:** Rookie (1st with Eagles) **Draft:** UDFA-22 by PHI  
**College:** Middle Tennessee State **Hometown (HS):** Lester, AL (West Limestone)

## COLLEGE STATISTICS

Year	College	GP/S	TACKLES				PASS RUSH			INTERCEPTIONS					FUMBLES		DEF SNAPS	
			Total	Solo	Asst	TFL	Sacks	QBH	QBP	Int	Yds	Lg	TD	PD	FF	FR	No	Pct
2017	Middle Tenn. St.	13/9	68	44	24	7	1.0	---	---	2	26	26	0	0	0	0	---	---
2018	Middle Tenn. St.	13/12	107	69	38	8	1.0	---	---	4	122	100t	1	7	0	0	---	---
2019	Middle Tenn. St.	7/7	58	40	18	0.5	0.0	---	---	2	0	0	0	3	1	1	---	---
2020	Middle Tenn. St.	9/9	76	37	39	1	0.0	---	---	0	0	--	0	1	0	0	---	---
2021	Middle Tenn. St.	13/13	110	75	35	10	1.0	---	---	1	0	0	0	8	2	3	---	---
<b>Totals</b>		<b>55/50</b>	<b>419</b>	<b>265</b>	<b>154</b>	<b>26.5</b>	<b>3.0</b>	---	---	<b>9</b>	<b>148</b>	<b>100t</b>	<b>1</b>	<b>19</b>	<b>3</b>	<b>4</b>	---	---

## ADDITIONAL STATISTICS

**Fumble Recovery TDs:** 1 - 2021 (1) **Blocked FGs:** 1 - 2019 (1) **Blocked PATs:** 1 - 2019 (1) **Punt Returns:** 11-106 - 2017 (6-69), 2018 (2-35), 2020 (3-2)



## BIRDSEED

- ▶ Is originally from Athens, AL, which is the hometown of **Quez Watkins** and former NFL QB **Philip Rivers** ... Attended high school in Lester, AL, which has a population of roughly 130 people

## COLLEGE HIGHLIGHTS

- ▶ Played collegiately at Middle Tennessee State (2017-21), where he was a five-year starter and three-year captain ... Is the Blue Raiders' all-time leader with 419 tackles (265 solo) ... Also registered 26.5 TFLs, 19 PDs, 9 INTs, 4 FRs, 3 FFs and 3.0 sacks in 55 career games (50 starts)
- ▶ Voted first-team All-Conference USA following the 2021 season, when he posted career highs with 110 tackles (75 solo), 10 TFLs and 8 PDs along with 3 FRs (1 TD), 2 FFs, 1 INT and 1.0 sack ... Logged a 90-yard fumble recovery TD in the win over Marshall (10/2/21)
- ▶ Totaled 58 tackles (40 solo), 3 PDs, 2 INTs, 1 FF and 1 FR en route to second-team All-C-USA honors in 2019 ... Recorded 2 blocked kicks (1 FG, 1 PAT), which tied for the most in the nation
- ▶ Garnered first-team All-C-USA accolades in 2018 after notching 107 tackles (69 solo), 8 TFLs, 7 PDs and 4 INTs (1 TD) ... Returned an INT for a 100-yard TD in the win at Old Dominion (10/27/18)

## PERSONAL

- ▶ A two-year captain at West Limestone (AL) High School, where he produced 3,192 rushing yards, 1,056 passing yards, 1,004 receiving yards, 46 total TDs, 295 tackles and 10 INTs throughout his career ... Earned all-state, all-region, all-area and all-county recognition and was named the Limestone County Player of the Year as a junior and senior
- ▶ Also received all-area and all-county honors in basketball and was a member of West Limestone's 2015 4A State Championship team
- ▶ Majored in exercise science at Middle Tennessee State
- ▶ Is the son of Troy and Sandra Blankenship

## TRANSACTIONS

- ▶ **2022** - Signed by PHI as UDFA



# JAMES BRADBERRY

CORNERBACK | 24



**Height:** 6-1 **Weight:** 212 **DOB:** Aug. 4, 1993 (Age 28)  
**NFL Experience:** 7th Year (1st with Eagles) **Draft:** D2-16 (62nd overall) by CAR **Acquired:** FA-22  
**College:** Samford **Hometown (HS):** Pleasant Grove, AL (Pleasant Grove)

PRO BOWL: 2021

### CAREER STATISTICS

Year	Team	GP/S	TACKLES				PASS RUSH			INTERCEPTIONS					FUMBLES		DEF SNAPS	
			Total	Solo	Asst	TFL	Sacks	QBH	QBP	Int	Yds	Lg	TD	PD	FF	FR	No	Pct
2016	Carolina	13/13	59	47	12	3	0.0	0	0	2	21	16	0	10	0	0	799	75%
2017	Carolina	16/16	85	66	19	2	1.0	1	2	2	3	3	0	10	1	0	986	99%
2018	Carolina	16/16	70	58	12	1	1.0	1	2	1	29	29	0	15	1	0	993	99%
2019	Carolina	15/15	65	51	14	1	1.0	1	1	3	0	0	0	12	0	0	1,020	92%
2020	N.Y. Giants	15/15	53	43	10	0	0.0	0	0	3	19	19	0	18	2	1	1,021	94%
2021	N.Y. Giants	17/16	47	37	10	0	0.0	0	0	4	19	14	0	17	0	2	1,159	99%
<b>Totals</b>		<b>92/91</b>	<b>379</b>	<b>302</b>	<b>77</b>	<b>7</b>	<b>3.0</b>	<b>3</b>	<b>5</b>	<b>15</b>	<b>91</b>	<b>29</b>	<b>0</b>	<b>82</b>	<b>4</b>	<b>3</b>	<b>---</b>	<b>---</b>

### PLAYOFFS

2017	Carolina	1/1	8	7	1	1	0.0	0	0	0	0	--	0	0	0	0	58	100%
<b>Totals</b>		<b>1/1</b>	<b>8</b>	<b>7</b>	<b>1</b>	<b>1</b>	<b>0.0</b>	<b>0</b>	<b>0</b>	<b>0</b>	<b>0</b>	<b>--</b>	<b>0</b>	<b>0</b>	<b>0</b>	<b>0</b>	<b>---</b>	<b>---</b>

### ADDITIONAL STATISTICS

Special Teams Tackles: 1 - 2020 (1)

### CAREER HIGHS

<b>Tackles</b>	11	10/13/19 at TB
<b>Sacks</b>	1.0	3x, last: 9/8/19 vs. LAR
<b>INTs</b>	2	10/13/19 at TB
<b>PDs</b>	4	3x, last: 9/20/20 at Chi.
<b>FFs</b>	1	4x, last: 12/6/20 at Sea.
<b>FRs</b>	1	3x, last: 11/1/21 at KC



### CAREER HIGHLIGHTS

- ▶ Selected to the **Pro Bowl** after tying for the 2nd-most PDs (career-high 18) in the NFL and leading the Giants with 3 INTs in 2020

### BIRDSEED

- ▶ Previously represented the Covenant House New Jersey through the NFL's *My Cause My Cleats* initiative ... CHNJ supports homeless youth via education, employment and financial literacy ... Also supported the Arthritis Foundation through MCMC to honor his grandmother
- ▶ Contributed to the Food Bank for New York City by providing meals and pantry bags at the Community Kitchen & Pantry in West Harlem for families facing hunger ... Distributed much needed supplies to the Birmingham, AL, community after it was hit by tornadoes
- ▶ Played with **Jaquiski Tartt** during his time at Samford

### NOTES TO KNOW

- ▶ Leads all NFL players with 62 PDs since the 2018 campaign
- ▶ Dating back to his rookie year in 2016, ranks 2nd in the league in PDs (82), trailing only **Darius Slay** (84) in that span ... Is one of four players to produce 35+ PDs over the last two seasons (2020-21), joining **J.C. Jackson** (37), **Xavien Howard** (36) and **Trevon Diggs** (35)
- ▶ Ranks 3rd in the NFL with 4,956 defensive snaps played since 2017, behind **Kevin Byard** (5,139) and **Bobby Wagner** (5,035)

### 2021 SEASON - GIANTS

- ▶ Registered 47 tackles (37 solo) and a career-high 4 INTs while leading the team with 17 PDs and 2 FRs over 1,159 defensive snaps
- ▶ Tallied PDs in 14 of 17 games, including each of the first nine



2021 GAME-BY-GAME STATISTICS (NYG)												
Date	Opp		GP/S	Tot	Solo	Sk	Int	PD	FF	FR	Snaps	Pct
Sep 12	Den	L	1/1	7	5	0.0	0	1	0	0	66	100%
Sep 16	at Was	L	1/1	7	6	0.0	1	1	0	0	71	100%
Sep 26	Atl	L	1/1	1	0	0.0	0	1	0	0	60	97%
Oct 3	at NO	W	1/1	2	2	0.0	1	1	0	0	68	100%
Oct 10	at Dal	L	1/1	2	2	0.0	0	1	0	0	77	99%
Oct 17	LAR	L	1/1	3	2	0.0	0	2	0	0	66	100%
Oct 24	Car	W	1/1	2	2	0.0	1	1	0	1	64	100%
Nov 1	at KC	L	1/1	4	3	0.0	0	1	0	1	80	99%
Nov 7	LV	W	1/1	2	1	0.0	0	1	0	0	68	99%
Nov 22	at TB	L	1/1	6	4	0.0	0	0	0	0	78	100%
Nov 28	Phi	W	1/1	3	3	0.0	0	1	0	0	67	100%
Dec 5	at Mia	L	1/1	2	2	0.0	0	0	0	0	69	100%
Dec 12	at LAC	L	1/1	1	1	0.0	0	1	0	0	69	97%
Dec 19	Dal	L	1/1	2	2	0.0	0	2	0	0	70	99%
Dec 26	at Phi	L	1/1	2	2	0.0	0	1	0	0	63	100%
Jan 2	at Chi	L	1/0	1	0	0.0	1	2	0	0	64	97%
Jan 9	Was	L	1/1	0	0	0.0	0	0	0	0	59	100%
<b>Totals</b>			<b>17/16</b>	<b>47</b>	<b>37</b>	<b>0.0</b>	<b>4</b>	<b>17</b>	<b>0</b>	<b>2</b>	<b>1,159</b>	<b>99%</b>

2020 GAME-BY-GAME STATISTICS (NYG)													
Date	Opp		GP/S	Tot	Solo	Sk	Int	PD	FF	FR	Snaps	Pct	
Sep 14	Pit	L	1/1	4	4	0.0	0	2	1	0	64	100%	
Sep 20	at Chi	L	1/1	3	3	0.0	1	4	0	0	65	100%	
Sep 27	SF	L	1/1	3	2	0.0	0	3	0	0	79	100%	
Oct 4	at LAR	L	1/1	4	3	0.0	0	0	0	1	57	100%	
Oct 11	at Dal	L	1/1	2	1	0.0	0	0	0	0	64	97%	
Oct 18	Was	W	1/1	3	1	0.0	1	1	0	0	73	100%	
Oct 22	at Phi	L	1/1	5	5	0.0	1	1	0	0	81	100%	
Nov 2	TB	L	1/1	3	2	0.0	0	1	0	0	70	100%	
Nov 8	at Was	W	1/1	0	0	0.0	0	0	0	0	54	100%	
Nov 15	Phi	W	1/1	4	4	0.0	0	2	0	0	67	100%	
Nov 29	at Cin	W	1/1	1	1	0.0	0	1	0	0	49	100%	
Dec 6	at Sea	W	1/1	7	5	0.0	0	1	1	0	72	100%	
Dec 13	Ari	L	1/1	7	7	0.0	0	1	0	0	79	100%	
Dec 20	Cle	L	0/0	RESERVE/COVID-19									
Dec 27	at Bal	L	1/1	3	1	0.0	0	0	0	0	65	96%	
Jan 3	Dal	W	1/1	4	4	0.0	0	1	0	0	82	99%	
<b>Totals</b>			<b>15/15</b>	<b>53</b>	<b>43</b>	<b>0.0</b>	<b>3</b>	<b>18</b>	<b>2</b>	<b>1</b>	<b>1,021</b>	<b>94%</b>	

**2020 SEASON - GIANTS**

- ▶ Earned his first career **Pro Bowl** after tying for the 2nd-most PDs (career-high 18) in the NFL, behind **Xavien Howard** (20) ... Led the Giants with 3 INTs while adding 53 tackles (43 solo), 2 FFs and 1 FR
- ▶ Picked off QB **Kyle Allen** and returned the ball 19 yards to set up a TD in the Giants' first victory of the season vs. Was. (10/18/20)
- ▶ Posted a career-high-tying 4 PDs with 1 INT and 3 solo tackles at Chi. (9/20/20) ... During the fourth quarter, with his back to Bears QB **Mitchell Trubisky** as he covered WR **Allen Robinson**, stole the ball from the receiver's hands to set the Giants up at the NYG 34

**2019 SEASON - PANTHERS**

- ▶ Recorded 65 tackles (51 solo), 12 PDs, 3 INTs and 1.0 sack
- ▶ Logged a career-high 11 tackles, career-high-tying 4 PDs and 2 INTs against Buccaneers QB **Jameis Winston** in the win at TB (10/13/19)
- ▶ Opened the season with 4 tackles, 2 PDs, 1.0 sack and 1 INT against Rams QB **Jared Goff** in the home opener vs. LAR (9/8/19)

**2018 SEASON - PANTHERS**

- ▶ Totaled 70 tackles (58 solo), 15 PDs, 1.0 sack and 1 FF
- ▶ Produced a career-long 29-yard INT return when he picked off Saints QB **Drew Brees** vs. NO (12/17/18) ... Added 3 tackles and 1 FF

**2017 SEASON - PANTHERS**

- ▶ Finished with a career-high 85 tackles (66 solo), which ranked 2nd on the Panthers' defense (most among DBs), behind **Luke Kuechly** (125) ... Also notched 10 PDs, 2 INTs, 1.0 sack and 1 FF

**2016 SEASON - PANTHERS**

- ▶ Registered 59 tackles (47 solo), 10 PDs and 2 INTs as a rookie
- ▶ Notched his 1st career INT against 49ers QB **Blaine Gabbert** in the win vs. SF (9/18/16) ... Tallied 2 solo tackles with 2 PDs as well

**COLLEGE HIGHLIGHTS**

- ▶ A three-time All-Southern Conference selection at Samford, where he earned first-team honors as a senior and second-team honors as a sophomore and junior ... Compiled 128 tackles, 27 PDs and 8 INTs in 46 career games (45 starts) after opening his career at Arkansas State (named to the Southern Conference All-Freshman Team in 2012)



**PERSONAL**

- ▶ Attended Pleasant Grove (AL) High School, earning All-Metro and first-team all-state accolades ... Recorded 45 tackles, 11 PDs and 9 INTs as a senior ... Also competed in basketball in high school
- ▶ Majored in sports administration at Samford
- ▶ Is the son of James and Rosie Bradberry

**TRANSACTIONS**

- ▶ **2016** - Drafted by CAR in 2nd round (62nd overall) ... **3/6/20** - Signed by NYG ... **12/17/20** - Placed on Reserve/COVID-19 ... **12/21/20** - Activated from Reserve/COVID-19 ... **5/9/22** - Released by NYG ... **5/18/22** - Agreed to terms with PHI on 1-year contract



2019 GAME-BY-GAME STATISTICS (CAR)														
Date	Opp		GP/S	Tot	Solo	Sk	Int	PD	FF	FR	Snaps	Pct		
Sep 8	LAR	L	1/1	4	2	1.0	1	2	0	0	76	100%		
Sep 12	TB	L	1/1	3	3	0.0	0	0	0	0	60	100%		
Sep 22	at Ari	W	1/1	2	2	0.0	0	1	0	0	75	100%		
Sep 29	at Hou	W	1/1	5	4	0.0	0	0	0	0	67	100%		
Oct 6	Jax	W	1/1	5	5	0.0	0	2	0	0	83	100%		
Oct 13	at TB	W	1/1	11	11	0.0	2	4	0	0	80	100%		
Oct 27	at SF	L	1/1	3	2	0.0	0	0	0	0	66	100%		
Nov 3	Ten	W	1/1	2	1	0.0	0	0	0	0	54	75%		
Nov 10	at GB	L	0/0	INACTIVE										
Nov 17	Atl	L	1/1	7	5	0.0	0	0	0	0	65	100%		
Nov 24	at NO	L	1/1	7	6	0.0	0	0	0	0	64	100%		
Dec 1	Was	L	1/1	3	1	0.0	0	0	0	0	64	100%		
Dec 8	at Atl	L	1/1	5	3	0.0	0	0	0	0	69	100%		
Dec 15	Sea	L	1/1	5	3	0.0	0	0	0	0	67	100%		
Dec 22	at Ind	L	1/1	3	3	0.0	0	1	0	0	64	100%		
Dec 29	NO	L	1/1	0	0	0.0	0	2	0	0	66	96%		
<b>Totals</b>			<b>15/15</b>	<b>65</b>	<b>51</b>	<b>1.0</b>	<b>3</b>	<b>12</b>	<b>0</b>	<b>0</b>	<b>1,020</b>	<b>92%</b>		

2018 GAME-BY-GAME STATISTICS (CAR)												
Date	Opp		GP/S	Tot	Solo	Sk	Int	PD	FF	FR	Snaps	Pct
Sep 9	Dal	W	1/1	1	1	0.0	0	0	0	0	64	100%
Sep 16	at Atl	L	1/1	7	5	0.0	0	0	0	0	63	100%
Sep 23	Cin	W	1/1	4	3	0.0	0	3	0	0	65	100%
Oct 7	NYG	W	1/1	8	7	0.0	0	2	0	0	56	100%
Oct 14	at Was	L	1/1	5	5	0.0	0	1	0	0	70	100%
Oct 21	at Phi	W	1/1	4	4	0.0	0	1	0	0	66	99%
Oct 28	Bal	W	1/1	6	5	0.0	0	0	0	0	68	100%
Nov 4	TB	W	1/1	4	2	0.0	0	2	0	0	67	100%
Nov 8	at Pit	L	1/1	6	5	0.0	0	0	0	0	58	100%
Nov 18	at Det	L	1/1	4	4	0.0	0	0	0	0	65	100%
Nov 25	Sea	L	1/1	3	2	1.0	0	1	0	0	62	100%
Dec 2	at TB	L	1/1	4	4	0.0	0	0	0	0	63	97%
Dec 9	at Cle	L	1/1	3	2	0.0	0	0	0	0	52	100%
Dec 17	NO	L	1/1	3	2	0.0	1	1	1	0	75	100%
Dec 23	Atl	L	1/1	1	1	0.0	0	4	0	0	48	100%
Dec 30	at NO	W	1/1	7	6	0.0	0	0	0	0	51	98%
<b>Totals</b>			<b>16/16</b>	<b>70</b>	<b>58</b>	<b>1.0</b>	<b>1</b>	<b>15</b>	<b>1</b>	<b>0</b>	<b>993</b>	<b>99%</b>

2017 GAME-BY-GAME STATISTICS (CAR)												
Date	Opp		GP/S	Tot	Solo	Sk	Int	PD	FF	FR	Snaps	Pct
Sep 10	at SF	W	1/1	6	5	0.0	0	0	0	0	56	98%
Sep 17	Buf	W	1/1	6	5	0.0	0	1	0	0	54	100%
Sep 24	NO	L	1/1	4	3	0.0	0	0	0	0	58	100%
Oct 1	at NE	W	1/1	6	6	0.0	0	1	0	0	70	100%
Oct 8	at Det	W	1/1	3	3	0.0	0	1	0	0	60	98%
Oct 12	Phi	L	1/1	6	4	1.0	0	1	0	0	62	100%
Oct 22	at Chi	L	1/1	3	2	0.0	0	0	0	0	38	100%
Oct 29	at TB	W	1/1	6	4	0.0	0	1	0	0	67	100%
Nov 5	Atl	W	1/1	6	5	0.0	0	0	0	0	56	93%
Nov 13	Mia	W	1/1	4	4	0.0	0	1	0	0	56	100%
Nov 26	at NYJ	W	1/1	4	4	0.0	0	0	0	0	68	97%
Dec 3	at NO	L	1/1	6	3	0.0	0	0	0	0	64	100%
Dec 10	Min	W	1/1	6	5	0.0	1	3	0	0	72	97%
Dec 17	GB	W	1/1	7	4	0.0	1	1	1	0	69	100%
Dec 24	TB	W	1/1	7	6	0.0	0	0	0	0	64	100%
Dec 31	at Atl	L	1/1	5	3	0.0	0	0	0	0	72	100%
<b>Totals</b>			<b>16/16</b>	<b>85</b>	<b>66</b>	<b>1.0</b>	<b>2</b>	<b>10</b>	<b>1</b>	<b>0</b>	<b>986</b>	<b>99%</b>
<b>PLAYOFFS</b>												
Jan 7	at NO	L	1/1	8	7	0.0	0	0	0	0	58	100%
<b>Totals</b>			<b>1/1</b>	<b>8</b>	<b>7</b>	<b>0.0</b>	<b>0</b>	<b>0</b>	<b>0</b>	<b>0</b>	<b>58</b>	<b>100%</b>

2016 GAME-BY-GAME STATISTICS (CAR)														
Date	Opp		GP/S	Tot	Solo	Sk	Int	PD	FF	FR	Snaps	Pct		
Sep 8	at Den	L	1/1	6	5	0.0	0	1	0	0	55	95%		
Sep 18	SF	W	1/1	2	2	0.0	1	2	0	0	65	100%		
Sep 25	Min	L	1/1	3	2	0.0	0	1	0	0	54	98%		
Oct 2	at Atl	L	1/1	2	0	0.0	0	0	0	0	17	25%		
Oct 10	TB	L	0/0	INACTIVE										
Oct 16	at NO	L	0/0	INACTIVE										
Oct 30	Ari	W	0/0	INACTIVE										
Nov 6	at LAR	W	1/1	1	1	0.0	0	2	0	0	68	100%		
Nov 13	KC	L	1/1	8	6	0.0	0	0	0	0	64	100%		
Nov 17	NO	W	1/1	7	3	0.0	0	0	0	0	76	100%		
Nov 27	at Oak	L	1/1	6	6	0.0	0	0	0	0	74	100%		
Dec 4	at Sea	L	1/1	8	7	0.0	0	1	0	0	71	100%		
Dec 11	SD	W	1/1	2	2	0.0	0	0	0	0	65	100%		
Dec 19	at Was	W	1/1	3	2	0.0	0	0	0	0	64	100%		
Dec 24	Atl	L	1/1	5	5	0.0	0	1	0	0	63	100%		
Jan 1	at TB	L	1/1	6	6	0.0	1	2	0	0	63	100%		
<b>Totals</b>			<b>13/13</b>	<b>59</b>	<b>47</b>	<b>0.0</b>	<b>2</b>	<b>10</b>	<b>0</b>	<b>0</b>	<b>799</b>	<b>75%</b>		



# SHAUN BRADLEY

LINEBACKER | 54



**Height:** 6-1 **Weight:** 240 **DOB:** April 8, 1997 (Age 25)  
**NFL Experience:** 3rd Year (3rd with Eagles) **Draft:** D6a-20 (196th overall) by PHI  
**College:** Temple **Hometown (HS):** Mount Holly, NJ (Rancocas Valley)

## CAREER STATISTICS

Year	Team	GP/S	TACKLES				PASS RUSH			INTERCEPTIONS					FUMBLES		DEF SNAPS	
			Total	Solo	Asst	TFL	Sacks	QBH	QBP	Int	Yds	Lg	TD	PD	FF	FR	No	Pct
2020	Philadelphia	15/0	7	4	3	1	0.0	0	0	0	0	--	0	0	0	0	76	7%
2021	Philadelphia	15/1	12	8	4	0	0.0	0	0	0	0	--	0	1	0	0	55	5%
<b>Totals</b>		<b>30/1</b>	<b>19</b>	<b>12</b>	<b>7</b>	<b>1</b>	<b>0.0</b>	<b>0</b>	<b>0</b>	<b>0</b>	<b>0</b>	<b>--</b>	<b>0</b>	<b>1</b>	<b>0</b>	<b>0</b>	<b>---</b>	<b>---</b>

## PLAYOFFS

2021	Philadelphia	1/0	3	3	0	0	0.0	0	0	0	0	--	0	0	0	0	18	25%
<b>Totals</b>		<b>1/0</b>	<b>3</b>	<b>3</b>	<b>0</b>	<b>0</b>	<b>0.0</b>	<b>0</b>	<b>0</b>	<b>0</b>	<b>0</b>	<b>--</b>	<b>0</b>	<b>0</b>	<b>0</b>	<b>0</b>	<b>---</b>	<b>---</b>

## ADDITIONAL STATISTICS

**Special Teams Tackles:** 19 - 2020 (8), 2021 (11)

## CAREER HIGHS

<b>Tackles</b>	5	1/8/22 vs. Dal.
<b>Sacks</b>	--	---
<b>INTs</b>	--	---
<b>PDs</b>	1	10/31/21 at Det.
<b>FFs</b>	--	---
<b>FRs</b>	--	---

**First job:** IHOP ... **Bucket list:** Travel to Bora Bora ... **If he could play another sport, what position/team:** Shooting guard, Los Angeles Lakers ... **Favorite athletes growing up:** LaDanian Tomlinson, Kobe Bryant ... **Favorite quote:** "You miss 100 percent of the shots you don't take." ... **Favorite movie:** Bad Boys ... **Favorite TV show:** Martin ... **Favorite music:** Shy Glizzy, Tsu Surf, Rod Wave, Lil Baby, G Herbo ... **Favorite throwback jersey:** Kobe Bryant, Lower Merion High School



## BIRDSEED

- ▶ Grew up an Eagles fan and dreamed of playing for the team
- ▶ During the 2022 offseason, hosted the second annual Shaun Bradley Community Football Camp for children between the ages of 7 and 18 years old at Rancocas Valley (Mount Holly, NJ) High School

## NOTES TO KNOW

- ▶ Leads the Eagles with 19 special teams tackles since 2020

## 2021 SEASON - EAGLES

- ▶ Produced a team-leading, career-high 11 special teams tackles ... Appeared in the 3rd-most special teams snaps (280) on the Eagles, behind **Zech McPhearson** (325) and **Andre Chachere** (322) ... Added a career-high 12 tackles (8 solo) with 1 PD in 55 defensive snaps
- ▶ Played a key role occupying multiple blockers on **K'Von Wallace's** FG block in the third quarter of the 30-13 win at Den. (11/14/21)
- ▶ Recorded a career-high 3 special teams tackles vs. TB (10/14/21)
- ▶ Paved the way for **T.J. Edwards'** punt block late in the fourth quarter of the 21-18 victory at Car. (10/10/21) ... Recovered the ball at the CAR 27 to set up the Eagles' game-winning TD drive

## 2020 SEASON - EAGLES

- ▶ Ranked 2nd on the Eagles in special teams snaps (282), trailing only **Alex Singleton** (296) ... Also posted the club's 4th-most special teams tackles (8), behind **Rudy Ford** (11), **Marcus Epps** (9) and **Duke Riley** (9) ... Logged 6 tackles (4 solo) with 1 TFL in 76 defensive snaps

## COLLEGE HIGHLIGHTS

- ▶ Totaled 256 tackles, 22 TFLs, 8 PDs, 3 INTs, 3 FFs, 1.0 sack and 1 FR in 50 career games at Temple ... Selected to the 2019 Chuck Bednarik Award and Bronko Nagurski Trophy watch lists and was an All-AAC honoree ... Led the Owls with a career-high 87 tackles as a senior

## PERSONAL

- ▶ Is the son of Ashley (biological mother) and Jamar Smith and Lydia and Marcus (biological father) Bradley ... Has two sisters (Gianna and Genesys Smith) and two brothers (Cameron and Alex Bradley)



2021 GAME-BY-GAME STATISTICS (PHI)												
Date	Opp		GP/S	Tot	Solo	Sk	Int	PD	FF	FR	Snaps	Pct
Sep 12	at Atl	W	1/0	4	1	0.0	0	0	0	0	9	12%
Sep 19	SF	L	1/0	0	0	0.0	0	0	0	0	0	0%
Sep 27	at Dal	L	1/0	0	0	0.0	0	0	0	0	0	0%
Oct 3	KC	L	1/0	0	0	0.0	0	0	0	0	3	4%
Oct 10	at Car	W	1/0	0	0	0.0	0	0	0	0	0	0%
Oct 14	TB	L	1/0	0	0	0.0	0	0	0	0	0	0%
Oct 24	at LV	L	1/0	0	0	0.0	0	0	0	0	0	0%
Oct 31	at Det	W	1/0	3	3	0.0	0	1	0	0	16	26%
Nov 7	LAC	L	1/0	0	0	0.0	0	0	0	0	0	0%
Nov 14	at Den	W	1/0	0	0	0.0	0	0	0	0	0	0%
Nov 21	NO	W	1/0	0	0	0.0	0	0	0	0	0	0%
Nov 28	at NYG	L	1/0	0	0	0.0	0	0	0	0	0	0%
Dec 5	at NYJ	W	1/0	0	0	0.0	0	0	0	0	0	0%
Dec 21	Was	W	1/0	0	0	0.0	0	0	0	0	0	0%
Dec 26	NYG	W	0/0	RESERVE/COVID-19								
Jan 2	at Was	W	0/0	INACTIVE								
Jan 8	Dal	L	1/1	5	4	0.0	0	0	0	0	27	44%
<b>Totals</b>			<b>15/1</b>	<b>12</b>	<b>8</b>	<b>0.0</b>	<b>0</b>	<b>1</b>	<b>0</b>	<b>0</b>	<b>55</b>	<b>5%</b>
PLAYOFFS												
Jan 16	at TB	L	1/0	3	3	0.0	0	0	0	0	18	25%
<b>Totals</b>			<b>1/0</b>	<b>3</b>	<b>3</b>	<b>0.0</b>	<b>0</b>	<b>0</b>	<b>0</b>	<b>0</b>	<b>18</b>	<b>25%</b>

2020 GAME-BY-GAME STATISTICS (PHI)												
Date	Opp		GP/S	Tot	Solo	Sk	Int	PD	FF	FR	Snaps	Pct
Sep 13	at Was	L	1/0	1	1	0.0	0	0	0	0	8	11%
Sep 20	LAR	L	1/0	0	0	0.0	0	0	0	0	0	0%
Sep 27	Cin	T	1/0	0	0	0.0	0	0	0	0	0	0%
Oct 4	at SF	W	1/0	0	0	0.0	0	0	0	0	2	3%
Oct 11	at Pit	L	1/0	2	2	0.0	0	0	0	0	4	5%
Oct 18	Bal	L	1/0	1	0	0.0	0	0	0	0	32	44%
Oct 22	NYG	W	1/0	0	0	0.0	0	0	0	0	1	2%
Nov 1	Dal	W	1/0	0	0	0.0	0	0	0	0	0	0%
Nov 15	at NYG	L	1/0	1	0	0.0	0	0	0	0	5	7%
Nov 22	at Cle	L	1/0	0	0	0.0	0	0	0	0	0	0%
Nov 30	Sea	L	1/0	0	0	0.0	0	0	0	0	0	0%
Dec 6	at GB	L	1/0	0	0	0.0	0	0	0	0	3	5%
Dec 13	NO	W	1/0	0	0	0.0	0	0	0	0	10	16%
Dec 20	at Ari	L	1/0	0	0	0.0	0	0	0	0	0	0%
Dec 27	at Dal	L	1/0	2	1	0.0	0	0	0	0	11	16%
Jan 3	Was	L	0/0	RESERVE/INJURED								
<b>Totals</b>			<b>15/0</b>	<b>7</b>	<b>4</b>	<b>0.0</b>	<b>0</b>	<b>0</b>	<b>0</b>	<b>0</b>	<b>76</b>	<b>7%</b>

- ▶ Played on both sides of the ball as a RB and DB at Rancocas Valley ... Named first-team all-county after rushing for 1,467 yards and 22 TDs as a senior ... Also lettered in basketball and track and field ... Earned Rancocas Valley Male Athlete of the Year honors in 2014-15
- ▶ Majored in adult and organizational development at Temple

**TRANSACTIONS**

- ▶ **2020** - Drafted by PHI in 6th round (196th overall) ... **1/1/21** - Placed on Reserve/Injured ... **12/25/21** - Placed on Reserve/COVID-19 ... **12/30/21** - Activated from Reserve/COVID-19





# KENNEDY BROOKS

RUNNING BACK | 49



**Height:** 5-11 **Weight:** 213 **DOB:** Oct. 8, 1998 (Age 23)  
**NFL Experience:** Rookie (1st with Eagles) **Draft:** UDFA-22 by PHI  
**College:** Oklahoma **Hometown (HS):** Mansfield, TX (Mansfield)

## COLLEGE STATISTICS

Year	College	GP/S	RUSHING					RECEIVING					OFF SNAPS		
			Att	Yds	Avg	Lg	TD	Rec	Yds	Avg	Lg	TD	TYS	No	Pct
2018	Oklahoma	12/0	119	1,056	8.9	86t	12	10	57	5.7	11	0	1,113	---	---
2019	Oklahoma	13/10	155	1,011	6.5	48	6	10	79	7.9	24	0	1,090	---	---
2021	Oklahoma	13/7	198	1,253	6.3	65	13	9	73	8.1	25	0	1,326	---	---
<b>Totals</b>		<b>38/17</b>	<b>472</b>	<b>3,320</b>	<b>7.0</b>	<b>86t</b>	<b>31</b>	<b>29</b>	<b>209</b>	<b>7.2</b>	<b>25</b>	<b>0</b>	<b>3,529</b>	<b>---</b>	<b>---</b>



## COLLEGE HIGHLIGHTS

- ▶ Combined for 3,320 yards and 31 TDs on 472 carries (7.0 avg.) in 38 career games (17 starts) at Oklahoma (2018-21) ... Became one of just four RBs in program history with three 1,000+ yard campaigns
- ▶ Produced career highs with 1,253 yards and 13 TDs on 198 attempts (6.3 avg.) as a senior in 2021 ... Opted out of the 2020 season due to the COVID-19 pandemic ... During the 2019 campaign, had 155 carries for 1,011 yards (6.5 avg.) and 6 TDs and earned second-team All-Big 12 honors ... Named a *USA Today* Freshman All-American and was an All-Big 12 honorable mention selection after logging 1,056 yards with 12 TDs on 119 carries (career-high 8.9 avg.) in 2018

## PERSONAL

- ▶ Prepped at Mansfield (TX) High School, finishing his career with 7,658 yards and 96 TDs on 885 carries (8.7 avg.) ... Selected the *Fort Worth Star-Telegram's* 2016 Super Team Offensive Player of the Year after posting 2,865 rushing yards and 40 TDs as a senior ... Also voted a *MaxPreps* second-team All-American, won the Landry Award (top high school player in North Texas), earned 4-6A MVP honors and was an *Associated Press* first-team Class 6A pick ... As a junior, totaled 3,522 rushing yards (8th-most in Texas state history at the time) en route to first-team Class 6A accolades from the *Associated Press*
- ▶ Graduated from Oklahoma with a degree in criminology and also pursued a master's degree in construction science

## TRANSACTIONS

- ▶ **2022** - Signed by PHI as UDFA





# A.J. BROWN

WIDE RECEIVER | 11



**Height:** 6-1 **Weight:** 226 **DOB:** June 30, 1997 (Age 25)  
**NFL Experience:** 4th Year (1st with Eagles) **Draft:** D2-19 (51st overall) by TEN **Acquired:** T-Ten-22  
**College:** Mississippi **Hometown (HS):** Starkville, MS (Starkville)

PRO BOWL: 2020 ALL-ROOKIE: 2019

### CAREER STATISTICS

Year	Team	GP/S	RECEIVING					OFF SNAPS	
			Rec	Yds	Avg	Lg	TD	No	Pct
2019	Tennessee	16/11	52	1,051	20.2	91t	8	678	69%
2020	Tennessee	14/12	70	1,075	15.4	73t	11	760	71%
2021	Tennessee	13/13	63	869	13.8	57t	5	604	51%
<b>Totals</b>		<b>43/36</b>	<b>185</b>	<b>2,995</b>	<b>16.2</b>	<b>91t</b>	<b>24</b>	---	---

### PLAYOFFS

Year	Team	GP/S	Rec	Yds	Avg	Lg	TD	No	Pct
2019	Tennessee	3/3	5	64	12.8	37	0	164	90%
2020	Tennessee	1/1	6	83	13.8	28	1	45	90%
2021	Tennessee	1/1	5	142	28.4	41	1	46	87%
<b>Totals</b>		<b>5/5</b>	<b>16</b>	<b>289</b>	<b>18.1</b>	<b>41</b>	<b>2</b>	---	---

### ADDITIONAL STATISTICS

**Fumbles/Lost:** 3/1 - 2019 (1/0), 2020 (2/1) **Fumble Recoveries:** 1 - 2021 (1)  
**Rushing:** 5-70-1 - 2019 (3-60-1), 2021 (2-10) **Kickoff Returns:** 1-42-1 - 2020 (1-42-1)

### CAREER HIGHS

<b>Receptions</b>	11	12/23/21 vs. SF
<b>Receiving Yards</b>	155	10/31/21 at Ind.
<b>Receiving Long</b>	91t	12/8/19 at Oak.
<b>Receiving TDs</b>	2	3x, last: 10/18/20 vs. Hou.



### CAREER HIGHLIGHTS

- ▶ Earned his first career **Pro Bowl** honor after setting career highs in receptions (70), yards (1,075) and TDs (11) in 2020 ... His 11 TDs tied for the most by a Titan since the club moved to Tennessee in 1997
- ▶ Selected to the 2019 PFWA **All-Rookie** Team after becoming the third rookie in Tennessee/Houston history to post 1,000+ receiving yards, joining **Ernest Givins** (1986) and **Bill Groman** (1960)

### BIRDSEED

- ▶ Considers **Jalen Hurts** one of his best friends ... Both members of the 2016 high school recruiting cycle, Hurts attempted to bring Brown to Alabama, but he opted to play at Mississippi instead ... The two stayed in contact ever since and have developed a strong bond
- ▶ Opened up about his battle with depression in a video he posted on social media during the 2021 season ... "I wanted to encourage others to seek help whenever they are down. I didn't take into consideration what depression really was. ... Us as men, our feelings aren't too much cared about. Get things off your chest. It's okay to talk to someone. Seek help. You have to take care of your brain just like you take care of your body." ... Credits Jets WR **Elijah Moore**, his roommate at Ole Miss, for helping him through some of his most difficult moments
- ▶ Has supported The Sentencing Project through the league's *My Cause My Cleats* campaign ... The organization advocates for responses to crime that minimize imprisonment and criminalization of youth and adults by promoting racial, ethnic, economic, and gender justice
- ▶ A standout high school baseball player who was selected by the San Diego Padres as an outfielder in the 19th round (564th overall) of the 2016 MLB Draft ... Participated in the Padres' extended spring training during the summers of 2016, '17 and '18 ... In 2015, became just the second athlete to ever play in the Under Armour All-America Football and Baseball Games, joining **Kyler Murray**

### NOTES TO KNOW

- ▶ Has registered the most 50+ yard receptions (10) and 50+ yard receiving TDs (7) among NFL players since the 2019 campaign
- ▶ Has posted the 2nd-highest receiving average (16.2) among NFL WRs since 2019, trailing only **Mike Williams** (16.8) (min. 150 receptions)
- ▶ Ranks T-8th among NFL WRs in receiving TDs (24) since 2019, behind **Mike Evans** (35), **Davante Adams** (34), **Tyreek Hill** (31), **Adam Thielen** (30), **Cooper Kupp** (29), **D.K. Metcalf** (29) and **Tyler Lockett** (26)

### 2021 SEASON - TITANS

- ▶ Led the team with 63 catches for 869 yards (13.8 avg.) and 5 TDs
- ▶ Established a Titans postseason record with 142 yards on 5 receptions (28.4 avg.) and 1 TD in the AFC Divisional game vs. Cin. (1/22/22)
- ▶ Logged a career-high 11 catches for 145 yards (13.2 avg.) and 1 TD in the win vs. SF (12/23/21) ... Became the third player in Titans history with 12+ games of 100+ receiving yards through three seasons
- ▶ Produced a career high in receiving yards (155) and tallied 10 catches (15.5 avg.) and 1 TD in the win at Ind. (10/31/21)



2021 GAME-BY-GAME STATISTICS (TEN)												
Date	Opp		GP/S	Rec	Yds	Avg	Lg	TD	Snaps	Pct		
Sep 12	Ari	L	1/1	4	49	12.3	19	1	52	81%		
Sep 19	at Sea	W	1/1	3	43	14.3	15	0	74	84%		
Sep 26	Ind	W	1/1	0	0	---	--	0	8	12%		
Oct 3	at NYJ	L	0/0	INACTIVE								
Oct 10	at Jax	W	1/1	3	38	12.7	22	0	41	64%		
Oct 18	Buf	W	1/1	7	91	13.0	22	0	42	79%		
Oct 24	KC	W	1/1	8	133	16.6	46	1	42	62%		
Oct 31	at Ind	W	1/1	10	155	15.5	57t	1	67	92%		
Nov 7	at LAR	W	1/1	5	42	8.4	16	0	45	78%		
Nov 14	NO	W	1/1	1	16	16.0	16	0	49	82%		
Nov 21	Hou	L	1/1	5	48	9.6	11	0	42	52%		
Nov 28	at NE	L	0/0	RESERVE/INJURED								
Dec 12	Jax	W	0/0	RESERVE/INJURED								
Dec 19	at Pit	L	0/0	RESERVE/INJURED								
Dec 23	SF	W	1/1	11	145	13.2	42	1	46	74%		
Jan 2	Mia	W	1/1	2	41	20.5	25	0	40	63%		
Jan 9	at Hou	W	1/1	4	68	17.0	24	1	56	82%		
<b>Totals</b>			<b>13/13</b>	<b>63</b>	<b>869</b>	<b>13.8</b>	<b>57t</b>	<b>5</b>	<b>604</b>	<b>51%</b>		
PLAYOFFS												
Jan 22	Cin	L	1/1	5	142	28.4	41	1	46	87%		
<b>Totals</b>			<b>1/1</b>	<b>5</b>	<b>142</b>	<b>28.4</b>	<b>41</b>	<b>1</b>	<b>46</b>	<b>87%</b>		

100+ YARD RECEIVING GAMES (13)		
Date	Opponent	Yds
10/31/21	at Indianapolis Colts (W, 34-31)	155
10/25/20	vs. Pittsburgh Steelers (L, 24-27)	153
12/8/19	at Oakland Raiders (W, 42-21)	153
1/3/21	at Houston Texans (W, 41-38)	151
12/23/21	vs. San Francisco 49ers (W, 20-17)	145
1/22/22	vs. Cincinnati Bengals (AFC Div.) (L, 16-19)	142
11/24/19	vs. Jacksonville Jaguars (W, 42-20)	135
10/24/21	vs. Kansas City Chiefs (W, 27-3)	133
12/29/19	at Houston Texans (W, 35-14)	124
12/15/19	vs. Houston Texans (L, 21-24)	114
12/13/20	at Jacksonville Jaguars (W, 31-10)	112
11/8/20	vs. Chicago Bears (W, 24-17)	101
9/8/19	at Cleveland Browns (W, 43-13)	100



2020 GAME-BY-GAME STATISTICS (TEN)												
Date	Opp		GP/S	Rec	Yds	Avg	Lg	TD	Snaps	Pct		
Sep 14	at Den	W	1/1	5	39	7.8	12	0	66	81%		
Sep 20	Jax	W	0/0	INACTIVE								
Sep 27	at Min	W	0/0	INACTIVE								
Oct 13	Buf	W	1/0	7	82	11.7	16t	1	47	71%		
Oct 18	Hou	W	1/1	5	58	11.6	18	2	63	84%		
Oct 25	Pit	L	1/1	6	153	25.5	73t	1	53	93%		
Nov 1	at Cin	L	1/1	4	24	6.0	9t	1	59	94%		
Nov 8	Chi	W	1/1	4	101	25.3	40t	1	45	82%		
Nov 12	Ind	L	1/0	1	21	21.0	21	0	49	75%		
Nov 22	at Bal	W	1/1	4	62	15.5	25	1	57	81%		
Nov 29	at Ind	W	1/1	4	98	24.5	69t	1	58	81%		
Dec 6	Cle	L	1/1	4	87	21.8	40	0	63	86%		
Dec 13	at Jax	W	1/1	7	112	16.0	37t	1	37	56%		
Dec 20	Det	W	1/1	5	44	8.8	14	1	57	84%		
Dec 27	at GB	L	1/1	4	43	10.8	12	0	42	76%		
Jan 3	at Hou	W	1/1	10	151	15.1	52	1	64	90%		
<b>Totals</b>			<b>14/12</b>	<b>70</b>	<b>1,075</b>	<b>15.4</b>	<b>73t</b>	<b>11</b>	<b>760</b>	<b>71%</b>		
PLAYOFFS												
Jan 10	Bal	L	1/1	6	83	13.8	28	1	45	90%		
<b>Totals</b>			<b>1/1</b>	<b>6</b>	<b>83</b>	<b>13.8</b>	<b>28</b>	<b>1</b>	<b>45</b>	<b>90%</b>		

2020 SEASON - TITANS

- ▶ Named to his first career **Pro Bowl** after setting career highs in receptions (70), yards (1,075) and TDs (11) ... His 11 TDs tied **Drew Bennett** (2004) for the most by a Titan since 1997 ... Ranked 5th among NFL players in receiving TDs, trailing only **Davante Adams** (18), **Tyreek Hill** (15), **Adam Thielen** (14) and **Mike Evans** (13) ... Became the 11th NFL player with 1,000+ receiving yards in each of their first two seasons
- ▶ Had a season-high 10 catches for 151 yards and 1 TD at Hou. (1/3/21)
- ▶ Produced a season-best 153 yards with 1 TD vs. Pit. (10/25/20)
- ▶ Tied a career high with 2 receiving TDs in the win vs. Hou. (10/18/20) ... Became the first franchise player since the 1970 merger to record at least 10 receiving TDs in their first 20 career contests

2019 SEASON - TITANS

- ▶ Led his rookie class in receiving yards (1,051), receiving TDs (8) as well as total TDs (9) en route to PFWA **All-Rookie** Team honors ... Became the third rookie in Tennessee/Houston history to log 1,000+ receiving yards, joining **Ernest Givins** (1986) and **Bill Groman** (1960) ... Also finished 2nd in receiving average (20.2), behind **Mike Williams** (20.4)
- ▶ Registered a season-high 153 yards and tied his career high with 2 TDs in the win at Oak. (12/8/19) ... His 91-yard TD marked the 4th-longest reception in franchise history at the time
- ▶ Tallied 135 receiving yards and 1 TD vs. Jax. (11/24/19)
- ▶ Hauled in a career-high 2 TDs at Atl. (9/29/19)

COLLEGE HIGHLIGHTS

- ▶ Played collegiately at Ole Miss, where he left as the program's all-time leading receiver with 2,984 yards ... Also ranked 3rd in school history in receptions (189) and 5th in receiving TDs (19)
- ▶ Earned All-America and first-team All-SEC honors as a junior in 2018, when he set Rebels single-season records in yards (1,320) and receptions (85) and combined for 6 TDs ... Led the conference and ranked in the Top 10 nationally in yards per game (110.0) and receptions



**2019 GAME-BY-GAME STATISTICS (TEN)**

Date	Opp	GP/S	Rec	Yds	Avg	Lg	TD	Snaps	Pct	
Sep 8	at Cle	W	1/1	3	100	33.3	51	0	25	42%
Sep 15	Ind	L	1/1	3	25	8.3	11	0	27	46%
Sep 19	at Jax	L	1/1	1	4	4.0	4	0	39	49%
Sep 29	at Atl	W	1/0	3	94	31.3	55t	2	26	42%
Oct 6	Buf	L	1/1	2	27	13.5	14	0	37	64%
Oct 13	at Den	L	1/1	2	23	11.5	13	0	38	58%
Oct 20	LAC	W	1/0	6	64	10.7	16	0	39	63%
Oct 27	TB	W	1/0	2	11	5.5	8t	1	36	61%
Nov 3	at Car	L	1/0	4	81	20.3	35	0	50	69%
Nov 10	KC	W	1/1	1	17	17.0	17	0	47	94%
Nov 24	Jax	W	1/0	4	135	33.8	65t	1	37	70%
Dec 1	at Ind	W	1/1	3	45	15.0	16	0	53	90%
Dec 8	at Oak	W	1/1	5	153	30.6	91t	2	51	84%
Dec 15	Hou	L	1/1	8	114	14.3	60	1	62	91%
Dec 22	NO	L	1/1	1	34	34.0	34	0	62	100%
Dec 29	at Hou	W	1/1	4	124	31.0	51t	1	49	79%
<b>Totals</b>			<b>16/11</b>	<b>52</b>	<b>1,051</b>	<b>20.2</b>	<b>91t</b>	<b>8</b>	<b>678</b>	<b>69%</b>

**PLAYOFFS**

Jan 4	at NE	W	1/1	1	4	4.0	4	0	59	97%
Jan 11	at Bal	W	1/1	1	9	9.0	9	0	44	83%
Jan 19	at KC	L	1/1	3	51	17.0	37	0	61	92%
<b>Totals</b>			<b>3/3</b>	<b>5</b>	<b>64</b>	<b>12.8</b>	<b>37</b>	<b>0</b>	<b>164</b>	<b>90%</b>

**MULTI-TOUCHDOWN GAMES (3)**

Date	Opponent	TD
10/18/20	vs. Houston Texans (W, 42-36)	2
12/8/19	at Oakland Raiders (W, 42-21)	2
9/29/19	at Atlanta Falcons (W, 24-10)	2



- ▶ Received All-America and All-SEC recognition as a sophomore in 2017 after tying the school's single-season record for TDs (11) while producing 1,252 yards on 75 catches ... Led the SEC and ranked 10th in the country in receiving yards ... Also led the conference and ranked 11th nationally in TDs ... Became just the third receiver in Ole Miss history to register more than 1,000 yards in a season

**PERSONAL**

- ▶ Prepped at Starkville (MS) High School ... Racked up 83 receptions for 1,371 yards and 13 TDs during his senior season to lead Starkville to a 6A state championship ... Named first-team all-state by *USA Today*, *The Clarion-Ledger* and the Mississippi Association of Coaches
- ▶ Majored in general studies with an emphasis in education, journalism and legal studies during his time at Ole Miss

**TRANSACTIONS**

- ▶ **2019** - Drafted by TEN in 2nd round (51st overall) ... **11/27/21** - Placed on Reserve/Injured ... **12/23/21** - Activated from Reserve/Injured ... **4/28/22** - Acquired by PHI from TEN in exchange for 2022 1st-round draft choice and 2022 3rd-round draft choice



# DEON CAIN

WIDE RECEIVER | 85



**Height:** 6-2 **Weight:** 202 **DOB:** Aug. 9, 1996 (Age 25)

**NFL Experience:** 3rd Year (1st with Eagles) **Draft:** D6-18 (185th overall) by IND **Acquired:** FA-21

**College:** Clemson **Hometown (HS):** Tampa, FL (Tampa Bay Tech)

## CAREER STATISTICS

Year	Team	GP/S	RECEIVING					OFF SNAPS	
			Rec	Yds	Avg	Lg	TD	No	Pct
2019	Indianapolis	7/3	4	52	13.0	25	0	228	21%
	Pittsburgh	6/3	5	72	14.4	35	0	70	7%
	<i>Totals</i>	<i>13/6</i>	<i>9</i>	<i>124</i>	<i>13.8</i>	<i>35</i>	<i>0</i>	---	---
2020	Pittsburgh	2/0	0	0	---	--	0	10	1%
<b>Totals</b>		<b>15/6</b>	<b>9</b>	<b>124</b>	<b>13.8</b>	<b>35</b>	<b>0</b>	---	---

## CAREER HIGHS

<b>Receptions</b>	2	2x, last: 12/22/19 at NYJ
<b>Receiving Yards</b>	35	2x, last: 11/24/19 at Cin
<b>Receiving Long</b>	35	11/24/19 at Cin.
<b>Receiving TDs</b>	--	---



## 2020 SEASON - STEELERS

- ▶ Saw action in 10 offensive snaps with the Steelers

## 2019 SEASON - COLTS & STEELERS

- ▶ Recorded 124 yards on 9 receptions (13.8 avg.) in 298 offensive snaps between stints with Indianapolis and Pittsburgh

## COLLEGE HIGHLIGHTS

- ▶ Produced 130 receptions for 2,040 yards (15.7 avg.) and 20 TDs over 42 games (14 starts) at Clemson ... Finished his collegiate career tied for the 4th-most receptions in program history
- ▶ Earned third-team All-ACC honors after registering 58 catches for 734 yards (12.7 avg.) and 6 TDs in 14 games (13 starts) in 2017
- ▶ Led the team in receiving average (19.1) in 2016 after tallying 38 receptions for 724 yards and 9 TDs ... Hauled in 34 passes for 582 yards (team-high 17.1 avg.) and 5 TDs in 2015

## PERSONAL

- ▶ Attended Tampa Bay Tech (FL) High School ... Played mostly QB during his high school career ... Recorded 1,892 rushing yards and 19 TDs with 5 passing TDs as a senior, earning *USA Today* second-team All-American honors ... Posted 1,900 rushing yards and 13 TDs as a junior and 1,627 rushing yards and 10 TDs as a sophomore
- ▶ Majored in sports communications at Clemson

## TRANSACTIONS

- ▶ **2018** - Drafted by IND in 6th round (185th overall) ... **8/12/18** - Placed on Reserve/Injured ... **11/9/19** - Waived by IND ... **11/10/19** - Signed by IND to practice squad ... **11/16/19** - Signed by PIT from IND practice squad ... **9/5/20** - Waived by PIT ... **9/6/20** - Signed by PIT to practice squad ... **10/17/20** - Elevated by PIT from practice squad for Week 6 vs. Cleveland ... **1/2//21** - Elevated by PIT from practice squad for Week 17 at Cleveland ... **1/22/21** - Signed by BAL to reserve/future contract ... **8/31/21** - Placed on Reserve/Injured ... **9/3/21** - Released by BAL ... **10/18/21** - Signed by PHI to practice squad ... **1/18/22** - Signed by PHI to reserve/future contract

**Hobbies:** Basketball and golf ... **Surprisingly good at:** Making statues out of rubberbands, including a statue of Spider-Man he made for his son ... **If he could play another sport:** NASCAR driver ... **Best players he has lined up against:** Jalen Ramsey in college and Joe Haden in the NFL ... **Favorite meal:** Chicken and rice



2020 GAME-BY-GAME STATISTICS (PIT)												
Date	Opp		GP/S	Rec	Yds	Avg	Lg	TD	Snaps	Pct		
Sep 14	at NYG	W	---	STEELERS PRACTICE SQUAD								
Sep 20	Den	W	---	STEELERS PRACTICE SQUAD								
Sep 27	Hou	W	---	STEELERS PRACTICE SQUAD								
Oct 11	Phi	W	---	STEELERS PRACTICE SQUAD								
Oct 18	Cle	W	1/0	0	0	---	--	0	4	6%		
Oct 25	at Ten	W	---	STEELERS PRACTICE SQUAD								
Nov 1	at Bal	W	---	STEELERS PRACTICE SQUAD								
Nov 8	at Dal	W	---	STEELERS PRACTICE SQUAD								
Nov 15	Cin	W	---	STEELERS PRACTICE SQUAD								
Nov 22	at Jax	W	---	STEELERS PRACTICE SQUAD								
Dec 2	Bal	W	---	STEELERS PRACTICE SQUAD								
Dec 7	Was	L	---	STEELERS PRACTICE SQUAD								
Dec 13	at Buf	L	---	STEELERS PRACTICE SQUAD								
Dec 21	at Cln	L	---	STEELERS PRACTICE SQUAD								
Dec 27	Ind	W	---	STEELERS PRACTICE SQUAD								
Jan 3	at Cle	L	1/0	0	0	---	--	0	6	9%		
<b>Totals</b>			<b>2/0</b>	<b>0</b>	<b>0</b>	<b>---</b>	<b>--</b>	<b>0</b>	<b>10</b>	<b>1%</b>		

2019 GAME-BY-GAME STATISTICS (IND & PIT)												
Date	Opp		GP/S	Rec	Yds	Avg	Lg	TD	Snaps	Pct		
Sep 8	at LAC	L	1/0	2	35	17.5	25	0	11	%		
Sep 15	at Ten	W	1/1	0	0	---	--	0	32	%		
Sep 22	Atl	W	1/0	1	10	10.0	10	0	37	%		
Sep 29	Oak	L	1/1	0	0	---	--	0	56	%		
Oct 6	at KC	W	1/0	1	7	7.0	7	0	42	%		
Oct 20	Hou	W	1/1	0	0	---	--	0	30	%		
Oct 27	Den	W	0/0	INACTIVE								
Nov 3	at Pit	L	1/0	0	0	---	--	0	20	14%		
Nov 10	Mia	L	---	COLTS PRACTICE SQUAD								
SIGNED BY STEELERS FROM COLTS PRACTICE SQUAD (11/16/19)												
Nov 24	at Cin	W	1/0	1	35	35.0	35	0	10	%		
Dec 1	Cle	W	1/1	1	5	5.0	5	0	14	%		
Dec 8	at Ari	W	1/1	1	22	22.0	22	0	15	%		
Dec 15	Buf	L	1/1	0	0	---	--	0	18	%		
Dec 22	at NYJ	L	1/0	2	10	5.0	6	0	12	%		
Dec 29	at Bal	L	1/0	0	0	---	--	0	1	%		
<b>Totals</b>			<b>13/6</b>	<b>9</b>	<b>124</b>	<b>13.8</b>	<b>35</b>	<b>0</b>	<b>---</b>	<b>---</b>		



# GRANT CALCATERRA

TIGHT END | 47

*(pronounced cal-cuh-TAIR-uh)*

**Height:** 6-4 **Weight:** 240 **DOB:** Dec. 4, 1998 (Age 23)

**NFL Experience:** Rookie (1st with Eagles) **Draft:** D6b-22 (198th overall) by PHI

**College:** Southern Methodist **Hometown (HS):** Rancho Santa Margarita, CA (Santa Margarita Catholic)



## COLLEGE STATISTICS

Year	College	GP/S	RECEIVING					OFF SNAPS	
			Rec	Yds	Avg	Lg	TD	No	Pct
2017	Oklahoma	14/0	10	162	16.2	21	3	---	---
2018	Oklahoma	14/11	26	396	15.2	35	6	---	---
2019	Oklahoma	5/3	5	79	15.8	24	0	---	---
2021	SMU	12/12	38	465	12.2	29	4	---	---
<b>Totals</b>		<b>45/26</b>	<b>79</b>	<b>1,102</b>	<b>13.9</b>	<b>35</b>	<b>13</b>	---	---

## BIRDSEED

- ▶ Briefly retired from football following the 2019 season after sustaining multiple concussions ... During his time away from the game, pursued a career as a firefighter while also working in construction ... Attended EMT classes as well as fire technology school and was then hired as an EMT ... However, one day before he was set to begin, he decided to return to football after receiving favorable feedback from doctors
- ▶ Played with **Jalen Hurts** at Oklahoma during the 2019 season
- ▶ Is a triplet ... Has a twin brother, Andrew, and sister, Claire, who played soccer at Kansas State ... Also has an older brother, Nick

## COLLEGE HIGHLIGHTS

- ▶ Played collegiately at Southern Methodist (2021) and Oklahoma (2017-19) ... Totaled 1,102 yards and 13 TDs on 79 catches (13.9 avg.)
- ▶ Earned second-team All-AAC honors after posting career highs in receiving yards (465) and receptions (38) at SMU in 2021
- ▶ Received first-team All-Big 12 accolades as a sophomore at Oklahoma after registering 26 catches for 396 yards and a career-high 6 TDs ... Produced 162 yards and 3 TDs on 10 receptions during his freshman campaign, collecting All-Big 12 honorable mention

## PERSONAL

- ▶ A four-star recruit at Santa Margarita Catholic (CA) High School ... Produced 958 yards and 8 TDs on 57 receptions as a senior and had 48 catches for 926 yards and 9 TDs during his junior season ... Also competed in basketball, volleyball and lacrosse in high school
- ▶ Majored in communications at Oklahoma

## TRANSACTIONS

- ▶ **2022** - Drafted by PHI in 6th round (198th overall)





# ANDRE CHACHERE

**SAFETY | 21**

*(pronounced SASH-er-ay)*

**Height:** 6-0 **Weight:** 197 **DOB:** Feb. 10, 1996 (Age 26)

**NFL Experience:** 2nd Year (2nd with Eagles) **Draft:** UDFA-18 by HOU **Acquired:** W-Ind-21

**College:** San Jose State **Hometown (HS):** San Fresno, CA (Clovis West)



## CAREER STATISTICS

Year	Team	GP/S	TACKLES				PASS RUSH			INTERCEPTIONS					FUMBLES		DEF SNAPS	
			Total	Solo	Asst	TFL	Sacks	QBH	QBP	Int	Yds	Lg	TD	PD	FF	FR	No	Pct
2018	Detroit	0/0	0	0	0	0	0.0	0	0	0	0	--	0	0	0	0	0	0%
2019	Arizona	0/0	0	0	0	0	0.0	0	0	0	0	--	0	0	0	0	0	0%
2021	Philadelphia	16/1	10	8	2	1	0.0	0	0	0	0	--	0	0	0	0	118	10%
<b>Totals</b>		<b>16/1</b>	<b>10</b>	<b>8</b>	<b>2</b>	<b>1</b>	<b>0.0</b>	<b>0</b>	<b>0</b>	<b>0</b>	<b>0</b>	<b>--</b>	<b>0</b>	<b>0</b>	<b>0</b>	<b>0</b>	<b>---</b>	<b>---</b>

## PLAYOFFS

2021	Philadelphia	0/0	0	0	0	0	0.0	0	0	0	0	--	0	0	0	0	0	0%
<b>Totals</b>		<b>0/0</b>	<b>0</b>	<b>0</b>	<b>0</b>	<b>0</b>	<b>0.0</b>	<b>0</b>	<b>0</b>	<b>0</b>	<b>0</b>	<b>--</b>	<b>0</b>	<b>0</b>	<b>0</b>	<b>0</b>	<b>---</b>	<b>---</b>

## ADDITIONAL STATISTICS

**Special Teams Tackles:** 5 - 2021 (5)

## CAREER HIGHS

<b>Tackles</b>	5	1/8/22 vs. Dal.
<b>Sacks</b>	--	---
<b>INTs</b>	--	---
<b>PDs</b>	--	---
<b>FFs</b>	--	---
<b>FRs</b>	--	---

## BIRDSEED

- ▶ Has represented the Marjaree Mason Center through the league's *My Cause My Cleats* initiative ... The center supports and empowers adults and their children affected by domestic violence and aims to prevent and end the cycle of abuse through education and advocacy

## 2021 SEASON - EAGLES

- ▶ Finished with the 2nd-most special teams snaps (322) on the Eagles, behind **Zech McPhearson** (325) ... Recorded 5 special teams tackles ... Also posted 10 tackles (8 solo) and 1 PD in 118 defensive snaps

## COLLEGE HIGHLIGHTS

- ▶ Saw action in 49 career games (32 starts) at San Jose State, producing 122 tackles (93 solo), 27 PDs, 14 TFLs, 7 INTs and 1.0 sacks
- ▶ Logged a career high in tackles (46) while adding 5 PDs, 1 INT and 1 FR in 2017 ... Named first-team All-Mountain West after ranking 4th in the NCAA FBS in PDs (14) and amassing a team-high 4 INTs in 2016

## PERSONAL

- ▶ Attended Clovis West (CA) High School ... A two-time first-team All-Tri River Athletic Conference selection ... Also lettered in basketball
- ▶ His father, Derrick, played seven years in the Arena Football League
- ▶ Majored in communications at San Jose State





2021 GAME-BY-GAME STATISTICS (PHI)												
Date	Opp		GP/S	Tot	Solo	Sk	Int	PD	FF	FR	Snaps	Pct
Sep 12	at Atl	W	1/0	0	0	0.0	0	0	0	0	0	0%
Sep 19	SF	L	1/0	0	0	0.0	0	0	0	0	0	0%
Sep 27	at Dal	L	1/0	0	0	0.0	0	0	0	0	0	0%
Oct 3	KC	L	1/0	0	0	0.0	0	0	0	0	0	0%
Oct 10	at Car	W	1/0	0	0	0.0	0	0	0	0	0	0%
Oct 14	TB	L	1/0	0	0	0.0	0	0	0	0	0	0%
Oct 24	at LV	L	1/0	0	0	0.0	0	0	0	0	1	2%
Oct 31	at Det	W	1/0	0	0	0.0	0	0	0	0	19	31%
Nov 7	LAC	L	1/0	4	3	0.0	0	0	0	0	11	16%
Nov 14	at Den	W	1/0	0	0	0.0	0	0	0	0	0	0%
Nov 21	NO	W	1/0	0	0	0.0	0	0	0	0	0	0%
Nov 28	at NYG	L	1/0	0	0	0.0	0	0	0	0	0	0%
Dec 5	at NYJ	W	1/0	0	0	0.0	0	0	0	0	0	0%
Dec 21	Was	W	1/0	0	0	0.0	0	0	0	0	0	0%
Dec 26	NYG	W	1/0	1	0	0.0	0	0	0	0	25	33%
Jan 2	at Was	W	0/0	RESERVE/COVID-19								
Jan 8	Dal	L	1/1	5	5	0.0	0	0	0	0	62	100%
<b>Totals</b>			<b>16/1</b>	<b>10</b>	<b>8</b>	<b>0.0</b>	<b>0</b>	<b>0</b>	<b>0</b>	<b>0</b>	<b>118</b>	<b>10%</b>
PLAYOFFS												
Jan 16	at TB	L	0/0	INACTIVE								
<b>Totals</b>			<b>0/0</b>	<b>0</b>	<b>0</b>	<b>0.0</b>	<b>0</b>	<b>0</b>	<b>0</b>	<b>0</b>	<b>0</b>	<b>0%</b>

2018 GAME-BY-GAME STATISTICS (HOU & DET)												
Date	Opp		GP/S	Tot	Solo	Sk	Int	PD	FF	FR	Snaps	Pct
Sep. 9	at NE	L	---	TEXANS PRACTICE SQUAD								
Sep. 16	at Ten	L	---	TEXANS PRACTICE SQUAD								
Sep 23	NYG	L	---	TEXANS PRACTICE SQUAD								
Sep 30	at Ind	w	---	TEXANS PRACTICE SQUAD								
Oct. 7	Dal	w	---	TEXANS PRACTICE SQUAD								
Oct. 14	Buf	w	---	TEXANS PRACTICE SQUAD								
Oct. 21	at Jax	w	---	TEXANS PRACTICE SQUAD								
Oct 25	Mia	w	---	TEXANS PRACTICE SQUAD								
Nov. 4	at Den	w	---	TEXANS PRACTICE SQUAD								
Nov. 18	at Was	w	---	TEXANS PRACTICE SQUAD								
RELEASED BY HOU (11/20/18); SIGNED BY DET TO PRACTICE SQUAD (11/21/18)												
Nov. 22	Chi	L	---	LIONS PRACTICE SQUAD								
Dec. 2	LAR	L	---	LIONS PRACTICE SQUAD								
Dec. 9	at Ari	W	---	LIONS PRACTICE SQUAD								
Dec. 16	at Buf	L	---	LIONS PRACTICE SQUAD								
Dec. 23	Min	L	---	LIONS PRACTICE SQUAD								
Dec. 30	at GB	W	0/0	DID NOT PLAY								
<b>Totals</b>			<b>0/0</b>	<b>0</b>	<b>0</b>	<b>0.0</b>	<b>0</b>	<b>0</b>	<b>0</b>	<b>0</b>	<b>0</b>	<b>0%</b>

2019 GAME-BY-GAME STATISTICS (ARI & CAR)												
Date	Opp		GP/S	Tot	Solo	Sk	Int	PD	FF	FR	Snaps	Pct
NOT ON NFL ROSTER												
SIGNED BY ARI TO PRACTICE SQUAD (9/11/19)												
Sep 15	at Bal	L	---	CARDINALS PRACTICE SQUAD								
Set. 22	Car	L	---	CARDINALS PRACTICE SQUAD								
Sep. 29	Sea	L	---	CARDINALS PRACTICE SQUAD								
Oct. 6	at Cin	W	---	CARDINALS PRACTICE SQUAD								
WAIVED BY ARI (10/11/19); SIGNED BY CAR TO PRACTICE SQUAD (9/21/19)												
Oct. 27	at SF	W	---	PANTHERS PRACTICE SQUAD								
Nov. 3	Ten	L	---	PANTHERS PRACTICE SQUAD								
Nov. 10	at GB	W	---	PANTHERS PRACTICE SQUAD								
Nov. 17	Atl	L	---	PANTHERS PRACTICE SQUAD								
Nov. 24	at NO	L	---	PANTHERS PRACTICE SQUAD								
Dec. 1	Was.	L	---	PANTHERS PRACTICE SQUAD								
Dec. 8	at Atl	L	---	PANTHERS PRACTICE SQUAD								
Dec. 15	Sea	L	---	PANTHERS PRACTICE SQUAD								
SIGNED BY ARI FROM CAR PRACTICE SQUAD (12/18/19)												
Dec. 22	at Sea	W	0/0	INACTIVE								
Dec. 29	at LAR	L	0/0	INACTIVE								
<b>Totals</b>			<b>0/0</b>	<b>0</b>	<b>0</b>	<b>0.0</b>	<b>0</b>	<b>0</b>	<b>0</b>	<b>0</b>	<b>0</b>	<b>0%</b>



**TRANSACTIONS**

► **2018** - Signed by HOU as UDFA ... **9/1/18** - Waived by HOU ... **9/2/18** - Signed by HOU to practice squad ... **11/20/18** - Released by HOU from practice squad ... **11/21/18** - Signed by DET to practice squad ... **12/29/18** - Signed by DET to active roster from practice squad ... **8/30/19** - Waived by DET ... **9/11/19** - Signed by ARI to practice squad ... **10/11/19** - Released by ARI from practice squad ... **10/21/19** - Signed by CAR to practice squad ... **12/18/19** - Signed by ARI from CAR practice squad ... **5/12/20** - Waived by ARI ... **8/23/20** - Signed by IND ... **9/5/20** - Waived by IND ... **9/6/20** - Signed by IND to practice squad ... **1/10/21** - Signed by IND to reserve/future contract ... **9/1/21** - Waived by IND ... **9/2/21** - Claimed off waivers by PHI ... **12/27/21** - Placed on Reserve/COVID-19 ... **1/3/22** - Activated from Reserve/COVID-19 ... **3/15/22** - Agreed to terms with PHI on 1-year contract





# LE'RAVEN CLARK

TACKLE | 74



**Height:** 6-5 **Weight:** 311 **DOB:** April 22, 1993 (Age 29)

**NFL Experience:** 7th Year (2nd with Eagles) **Draft:** D3-16 (82nd overall) by IND **Acquired:** FA-Ind-21

**College:** Texas Tech **Hometown (HS):** Rockdale, TX (Rockdale)

## CAREER STATISTICS

Year	Team	GP/S	STARTS			OFF SNAPS	
			LT	RG	RT	No	Pct
2016	Indianapolis	8/3	0	1	2	200	18%
2017	Indianapolis	15/5	0	5	0	323	31%
2018	Indianapolis	12/4	4	0	0	365	32%
2019	Indianapolis	0/0	0	0	0	0	0%
2020	Indianapolis	12/3	2	0	1	148	14%
2021	Philadelphia	4/1	0	0	1	74	7%
<b>Totals</b>		<b>51/16</b>	<b>6</b>	<b>6</b>	<b>4</b>	<b>---</b>	<b>---</b>

PLAYOFFS							
2018	Indianapolis	0/0	0	0	0	0	0%
2021	Philadelphia	1/0	0	0	0	23	35%
<b>Totals</b>		<b>1/0</b>	<b>0</b>	<b>0</b>	<b>0</b>	<b>---</b>	<b>---</b>

**Nicknames:** "Raven, Crow, Meathead, Nibbles. That's just a few." ... **Hobbies:** Fishing, hunting, furniture making ... **Favorite movie:** *Forrest Gump* ... **Favorite food:** Cornbread and milk ... **Strangest thing he's ever eaten:** "I wouldn't consider them strange. I'm from a small country town, so we hunt and fish a lot. Squirrels and rabbits are like common things." ... **If he could have dinner with three people, living or dead:** Bill Dance, Bernie Mac and Red Foxx



## BIRDSEED

- ▶ Enjoys woodworking during his free time ... Has built furniture for his own house and also gifts the items he makes to others ... Buys the materials himself or gets them donated from friends and doesn't sell any of the finished products ... Began "dumpster diving" in college for wood and other tools to make a coffee table for his apartment

## 2021 SEASON - EAGLES

- ▶ Played in four games, including a start in the regular-season finale vs. Dal (1/8/22) ... Also saw action in 23 snaps at RT in relief of an injured **Lane Johnson** in the NFC Wild Card Playoff at TB (1/16/22)

## 2020 SEASON - COLTS

- ▶ Appeared in 148 offensive snaps over 12 games ... Combined to make three starts, including two at LT and one at RT

## 2018 SEASON - COLTS

- ▶ Blocked in a career-high 365 snaps, including starting four games at LT ... Marked his most starts at either tackle position in a season

## 2017 SEASON - COLTS

- ▶ Saw action in 323 snaps over a career-high 15 games, with five starts at RG (his most single-season starts at any position in his career)

## 2016 SEASON - COLTS

- ▶ Totaled 200 snaps and started three contests as a rookie

## COLLEGE HIGHLIGHTS

- ▶ Started all 51 games of his collegiate career at Texas Tech ... Voted a team captain and earned second-team All-America honors following his senior season ... Also selected a three-time All-Big 12 first-team honoree in each of his first three years playing LT from 2013-15

## PERSONAL

- ▶ Attended Rockdale (TX) High School, where he was selected an Under Armour All-American ... Ranked as a four-star prospect by *Scout.com* and a three-star recruit by *Rivals.com* and *ESPN.com* ... Tabbed an all-state selection as a senior ... Earned District 23-3A honors on both the OL and DL following his junior and senior seasons

## TRANSACTIONS

- ▶ **2016** - Drafted by IND in 3rd round (82nd overall) ... **3/20/20** - Resigned by IND ... **12/9/20** - Placed on Reserve/Injured ... **5/19/21** - Signed by PHI ... **7/28/21** - Placed on Active/PUP ... **8/14/21** - Activated from Active/PUP ... **8/31/21** - Waived by PHI ... **9/1/21** - Signed by PHI to practice squad ... **9/14/21** - Placed on Practice Squad Reserve/Injured ... **10/6/21** - Activated from Practice Squad Reserve/Injured ... **10/9/21** - Elevated by PHI from practice squad as COVID-19 replacement for Week 5 at Carolina ... **10/14/21** - Elevated by PHI from practice squad as COVID-19 replacement for Week 6 vs. Tampa Bay ... **12/8/21** - Signed by PHI to 2-year contract ... **12/22/21** - Placed on Reserve/COVID-19 ... **12/29/21** - Activated from Reserve/COVID-19



# BRITAIN COVEY

WIDE RECEIVER | 41

*(pronounced kuhv-ee)*

**Height:** 5-8 **Weight:** 173 **DOB:** March 18, 1997 (Age 25)  
**NFL Experience:** Rookie (1st with Eagles) **Draft:** UDFA-22 by PHI  
**College:** Utah **Hometown (HS):** Provo, UT (Timpview)



## COLLEGE STATISTICS

Year	College	GP/S	RECEIVING					OFF SNAPS	
			Rec	Yds	Avg	Lg	TD	No	Pct
2015	Utah	12/8	43	519	12.1	66	4	---	---
2018	Utah	13/4	60	637	10.6	48	1	---	---
2019	Utah	4/3	10	77	7.7	21	0	---	---
2020	Utah	4/2	19	264	13.9	91t	3	---	---
2021	Utah	14/6	52	514	9.9	33	3	---	---
<b>Totals</b>		<b>47/23</b>	<b>184</b>	<b>2,011</b>	<b>10.9</b>	<b>91t</b>	<b>11</b>	---	---

## ADDITIONAL STATISTICS

**Rushing:** 49-300 - 2015 (6-4), 2018 (21-172), 2019 (3-22), 2020 (5-3), 2021 (14-99)  
**Kickoff Returns:** 33-838-1 - '15 (7-169), '18 (7-144), '19 (3-52), '20 (4-113), '21 (12-360-1)  
**Punt Ret.:** 92-1,092-4 - '15 (21-246-1), '18 (25-221), '19 (9-69), '20 (8-129-1), '21 (29-427-2)  
**Passing:** 3-3, 71-2 - 2018 (3-3, 71-2) **Misc. Tackles:** 4 - 2015 (2), 2020 (1), 2021 (1)



## BIRDSEED

- ▶ Uses his platform to raise awareness for Bridle Up Hope, a foundation that was established in memory of his cousin, Rachel, who tragically passed away after a battle with depression ... Also lost another cousin, Jenna, to suicide a few years after Rachel ... Bridle Up Hope combines equestrian training, a past-time loved by Rachel, with life skills development, services at the barn, as well as self-renewal activities to provide a transformational experience for young women to recognize their self-worth ... Dedicated NIL resources to support the organization
- ▶ His grandfather, Stephen R. Covey, wrote the best-selling book, "The 7 Habits of Highly Successful People," which sold more than 40 million copies worldwide ... Considers his grandfather one of his biggest influences and strives to exemplify the principles in his book
- ▶ His father, brother and uncle each played football at BYU ... Grew up only two miles from BYU's LaVell Edwards Stadium, where almost his entire family owned season tickets ... Generations of relatives attended BYU, but that trend changed with a scholarship offer from Utah ... BYU did offer, but it came late in the process, so his family then converted to the rivals of their once-beloved school ... Notably, his grandfather, Stephen R. Covey, earned degrees from BYU, Utah and Harvard
- ▶ A devout member of The Church of Jesus Christ of Latter-Day Saints, embarked on a mission trip in Chile after a promising start to his football career ... Reflects on the mission as the best two years of his life ... Returned two years later and continued to have success

## COLLEGE HIGHLIGHTS

- ▶ Played collegiately at Utah (2015, '18-21), where he received five All-Pac-12 honors, including four as a returner (first-team in 2018, '20, '21) and one as a WR (honorable mention in 2020) ... Also earned All-America accolades following the 2015, '20 and '21 seasons
- ▶ Amassed 2,011 receiving yards with 11 TDs, 1,092 punt return yards (school record) with 4 TDs, 838 kickoff return yards with 1 TD, 300 rushing yards and 71 passing yards with 2 TDs in 47 career games (23 starts) ... Ranked among the Top 10 in program history in punt returns (92, 2nd), receptions (184, 2nd), all-purpose yards (4,241, 3rd) and receiving yards (6th) ... Led Utah in receiving yards in 2015, '18 and '20

## PERSONAL

- ▶ Attended Timpview (UT) High School, where he compiled almost 7,400 yards of total offense ... Ranked 4th in Utah state history with 111 TDs responsible for in less than two years playing QB ... Led Timpview to back-to-back 4A state championships, winning 26 consecutive games at QB ... Voted a two-time Utah Valley Football Player of the Year
- ▶ Threw for 2,602 yards and 30 TDs and rushed for 1,640 yards and 26 TDs as a senior, earning 2014 Region 8 MVP, Utah 4A Mr. Football and first-team all-state honors ... During his junior campaign, totaled 1,890 passing yards with 26 TDs and 1,264 rushing yards with 18 TDs
- ▶ Also played basketball, soccer and ran track at Timpview

## TRANSACTIONS

- ▶ **2022** - Signed by PHI as UDFA



# FLETCHER COX

DEFENSIVE TACKLE | 91



**Height:** 6-4 **Weight:** 310 **DOB:** Dec. 13, 1990 (Age 31)  
**NFL Experience:** 11th Year (11th with Eagles) **Draft:** D1-12 (12th overall) by PHI  
**College:** Mississippi State **Hometown (HS):** Yazoo City, MS (Yazoo City)

**SUPER BOWL CHAMPION:** 2017 (LII) **ALL-DECADE:** 2010s **ALL-PRO:** 2014, '15, '17, '18 **PRO BOWL:** 2016, '17, '18, '19, '20, '21 **ALL-ROOKIE:** 2012

### CAREER STATISTICS

Year	Team	GP/S	TACKLES				PASS RUSH			INTERCEPTIONS					FUMBLES		DEF SNAPS	
			Total	Solo	Asst	TFL	Sacks	QBH	QBP	Int	Yds	Lg	TD	PD	FF	FR	No	Pct
2012	Philadelphia	15/9	39	32	7	8	5.5	10	N/A	0	0	--	0	3	1	0	509	49%
2013	Philadelphia	16/16	41	29	12	4	3.0	9	N/A	0	0	--	0	1	0	1	882	73%
2014	Philadelphia	16/16	61	48	13	8	4.0	7	N/A	0	0	--	0	0	1	3	921	80%
2015	Philadelphia	16/16	71	50	21	11	9.5	20	N/A	0	0	--	0	2	3	2	983	81%
2016	Philadelphia	16/16	43	27	16	9	6.5	14	41	0	0	--	0	2	1	1	773	76%
2017	Philadelphia	14/14	26	15	11	5	5.5	17	45	0	0	--	0	2	1	2	608	59%
2018	Philadelphia	16/16	46	33	13	12	10.5	34	61	0	0	--	0	1	1	1	830	80%
2019	Philadelphia	16/16	40	26	14	5	3.5	10	36	0	0	--	0	2	3	1	814	79%
2020	Philadelphia	15/15	41	28	13	9	6.5	9	20	0	0	--	0	1	1	0	746	68%
2021	Philadelphia	16/16	35	25	10	7	3.5	12	42	0	0	--	0	0	2	1	749	66%
<b>Totals</b>		<b>156/150</b>	<b>443</b>	<b>313</b>	<b>130</b>	<b>78</b>	<b>58.0</b>	<b>142</b>	<b>---</b>	<b>0</b>	<b>0</b>	<b>--</b>	<b>0</b>	<b>14</b>	<b>14</b>	<b>12</b>	<b>---</b>	<b>---</b>

### PLAYOFFS

2013	Philadelphia	1/1	3	3	0	0	0.0	0	N/A	0	0	--	0	0	0	0	61	85%
2017	Philadelphia	3/3	11	9	2	2	1.0	6	10	0	0	--	0	0	0	0	178	86%
2018	Philadelphia	2/2	5	3	2	1	0.0	1	3	0	0	--	0	0	0	0	96	68%
2019	Philadelphia	1/1	6	3	3	2	0.0	1	1	0	0	--	0	0	1	0	53	83%
2021	Philadelphia	1/1	3	1	2	1	0.0	0	3	0	0	--	0	0	0	0	58	79%
<b>Totals</b>		<b>8/8</b>	<b>28</b>	<b>19</b>	<b>9</b>	<b>6</b>	<b>1.0</b>	<b>8</b>	<b>---</b>	<b>0</b>	<b>0</b>	<b>--</b>	<b>0</b>	<b>0</b>	<b>1</b>	<b>0</b>	<b>---</b>	<b>---</b>

### ADDITIONAL STATISTICS

**Fumble Recovery TDs:** 3 - 2014 (1), 2017 (1), 2021 (1)

### CAREER HIGHS

<b>Tackles</b>	11	12/7/14 vs. Sea.
<b>Sacks</b>	3.0	2x, last: 12/30/18 at Was.
<b>INTs</b>	--	---
<b>PDs</b>	1	14x, last: 10/18/20 vs. Bal.
<b>FFs</b>	2	10/11/15 vs. NO
<b>FRs</b>	1	12x, last: 9/27/21 at Dal.

### CAREER HIGHLIGHTS

- ▶ An integral member of Philadelphia's 2017 **Super Bowl LII**-winning defense who was also named to the **NFL 2010s All-Decade Team**
- ▶ A four-time **All-Pro** selection (2014, '15, '17, '18), including first-team accolades in 2018 after registering a career-high 10.5 sacks
- ▶ Has earned six career **Pro Bowl** appearances (2016, '17, '18, '19, '20, '21), which are the most ever by an Eagles DT ... Only **Chuck Bednarik** (eight), **Brian Dawkins** (seven), **Jason Peters** (seven) and **Reggie White** (seven) have more Pro Bowls with the team ... His streak of six straight Pro Bowl honors (2016-21) is tied with **Pete Pihos** (1951-56) for the 2nd-longest streak in Eagles history, behind White (seven, 1987-93)
- ▶ Selected to the PFWA **All-Rookie** Team in 2012

### BIRDSEED

- ▶ Owns a drag racing team that competes in professional events around the country ... Fell in love with fixing up old cars at a young age
- ▶ His late brother, Shaddrick, owned an auto shop back in their hometown of Yazoo City, MS, and would often take him to speedways ... Shaddrick passed down a Golddust Mustang to Fletcher, who then installed a new power plant in the car and converted it into a successful racing vehicle ... Considers Shaddrick his biggest influence





2021 GAME-BY-GAME STATISTICS (PHI)													
Date	Opp		GP/S	Tot	Solo	Sk	Int	PD	FF	FR	Snaps	Pct	
Sep 12	at Atl	W	1/1	0	0	0.0	0	0	0	0	41	57%	
Sep 19	SF	L	1/1	4	3	0.0	0	0	0	0	51	73%	
Sep 27	at Dal	L	1/1	1	0	0.0	0	0	0	1	44	57%	
Oct 3	KC	L	1/1	0	0	0.0	0	0	0	0	46	69%	
Oct 10	at Car	W	1/1	2	1	1.0	0	0	0	0	51	72%	
Oct 14	TB	L	1/1	2	1	0.0	0	0	0	0	61	81%	
Oct 24	at LV	L	1/1	2	2	0.0	0	0	0	0	56	85%	
Oct 31	at Det	W	1/1	1	1	0.0	0	0	0	0	27	44%	
Nov 7	LAC	L	1/1	3	3	0.0	0	0	0	0	57	83%	
Nov 14	at Den	W	1/1	1	1	0.0	0	0	0	0	46	79%	
Nov 21	NO	W	1/1	3	2	0.0	0	0	1	0	50	77%	
Nov 28	at NYG	L	1/1	2	2	0.0	0	0	0	0	44	73%	
Dec 5	at NYJ	W	1/1	4	2	0.0	0	0	0	0	44	75%	
Dec 21	Was	W	1/1	3	2	2.0	0	0	1	0	39	71%	
Dec 26	NYG	W	1/1	3	3	0.0	0	0	0	0	40	53%	
Jan 2	at Was	W	1/1	4	2	0.5	0	0	0	0	52	83%	
Jan 8	Dal	L	0/0	RESERVE/COVID-19									
<b>Totals</b>			<b>16/16</b>	<b>35</b>	<b>25</b>	<b>3.5</b>	<b>0</b>	<b>0</b>	<b>2</b>	<b>1</b>	<b>749</b>	<b>66%</b>	
PLAYOFFS													
Jan 16	at TB	L	1/1	3	1	0.0	0	0	0	0	58	79%	
<b>Totals</b>			<b>1/1</b>	<b>3</b>	<b>1</b>	<b>0.0</b>	<b>0</b>	<b>0</b>	<b>0</b>	<b>0</b>	<b>58</b>	<b>79%</b>	

**Favorite meal:** His mom's baked beans, mac and cheese, grilled chicken and pork chops ... **Best player he has ever faced:** Cowboys T Tyron Smith ... **If he could play another sport, what position/team:** First baseman, New York Yankees ... **First jersey owned:** LaDanian Tomlinson, San Diego Chargers ... **Three favorite throwback jerseys:** Michael Jordan, Chicago Bulls; Ronnie Lott, San Francisco 49ers; Ken Griffey Jr., Cincinnati Reds



2020 GAME-BY-GAME STATISTICS (PHI)													
Date	Opp		GP/S	Tot	Solo	Sk	Int	PD	FF	FR	Snaps	Pct	
Sep 13	at Was	L	1/1	2	2	0.0	0	0	0	0	57	81%	
Sep 20	LAR	L	1/1	4	3	0.0	0	0	0	0	48	70%	
Sep 27	Cin	T	1/1	2	2	1.0	0	0	0	0	55	76%	
Oct 4	at SF	W	1/1	0	0	0.0	0	0	0	0	50	68%	
Oct 11	at Pit	L	1/1	1	0	0.5	0	0	0	0	54	72%	
Oct 18	Bal	L	1/1	3	2	0.0	0	1	0	0	57	78%	
Oct 22	NYG	W	1/1	4	3	0.0	0	0	0	0	52	87%	
Nov 1	Dal	W	1/1	3	2	1.0	0	0	0	0	74	94%	
Nov 15	at NYG	L	1/1	3	2	1.0	0	0	0	0	56	79%	
Nov 22	at Cle	L	1/1	2	2	1.0	0	0	1	0	45	67%	
Nov 30	Sea	L	1/1	5	4	1.0	0	0	0	0	47	70%	
Dec 6	at GB	L	1/1	4	1	0.0	0	0	0	0	38	62%	
Dec 13	NO	W	1/1	3	2	1.0	0	0	0	0	50	79%	
Dec 20	at Ari	L	1/1	4	2	0.0	0	0	0	0	56	82%	
Dec 27	at Dal	L	1/1	1	1	0.0	0	0	0	0	7	10%	
Jan 3	Was	L	0/0	INACTIVE									
<b>Totals</b>			<b>15/15</b>	<b>41</b>	<b>28</b>	<b>6.5</b>	<b>0</b>	<b>1</b>	<b>1</b>	<b>0</b>	<b>746</b>	<b>68%</b>	

**NOTES TO KNOW**

- ▶ Ranks 5th on the franchise's all-time sacks list (58.0, most by a DT), trailing only **Reggie White** (124.0, 1985-92), **Trent Cole** (85.5, 2005-14), **Clyde Simmons** (76.0, 1986-93) and **Brandon Graham** (59.0)
- ▶ Has played in 156 career regular-season games ... Marks the 5th-most ever by a defensive player in franchise history (most by a DT), behind **Brian Dawkins** (183, 1996-2008), **Chuck Bednarik** (169, 1949-62), **Brandon Graham** (161) and **Randy Logan** (159, 1973-83)
- ▶ Is tied with **Seth Joyner** (1986-93) for the most fumble recovery TDs (3) in Eagles history ... Also tied for the 3rd-most ever by an NFL DL, behind **Jason Taylor** (6, 1997-2011) and **Osi Umenyiora** (4, 2003-14)

**2021 SEASON - EAGLES**

- ▶ Produced 35 tackles (25 solo), including 7 TFLs, with 42 pressures, 12 QB hits, 3.5 sacks, 2 FFs and 1 FR ... Talled his most pressures and QB hits since recording career highs in each category in 2018
- ▶ Posted a season-high 2.0 sacks and 1 FF in the 27-17 victory vs. Was. (12/21/21) ... Strip-sacked QB **Garrett Gilbert** in the fourth quarter
- ▶ Recovered a fumble by Cowboys QB **Dak Prescott** (forced by **Javon Hargrave**) in the end zone for a TD at Dal. (9/27/21)

**2020 SEASON - EAGLES**

- ▶ Totaled 41 tackles (28 solo), 20 pressures, 9 TFLs, 9 QB hits, 6.5 sacks, 1 PD and 1 FF ... Tied for the 7th-most sacks among NFL interior DL, behind **Aaron Donald** (13.5), **Leonard Williams** (11.5), **DeForest Buckner** (9.5), **Kerry Hyder** (8.5), **Chris Jones** (7.5) and **Quinnen Williams** (7.0)
- ▶ Recorded a career-long streak of four consecutive games with a sack during Weeks 8-12 ... Became the first Eagle to accomplish the feat since **Jason Babin** during the 2011 campaign (also four)

**2019 SEASON - EAGLES**

- ▶ Produced 40 tackles (26 solo), 36 pressures, 10 QB hits, 5 TFLs, 3.5 sacks, 3 FFs (tied career high) and 1 FR ... Tied for the most FFs among NFL interior DL, joining **Sheldon Richardson** and **Vernon Butler**

**2018 SEASON - EAGLES**

- ▶ Led the Eagles defense with career highs in sacks (10.5), QB hits (34), pressures (61) and TFLs (12) ... Tied for the 4th-most sacks among NFL interior DL, trailing only **Aaron Donald** (20.5), **Chris Jones** (15.5) and **DeForest Buckner** (12.0) ... Added 46 tackles, 1 PD, 1 FF and 1 FR



2019 GAME-BY-GAME STATISTICS (PHI)												
Date	Opp		GP/S	Tot	Solo	Sk	Int	PD	FF	FR	Snaps	Pct
Sep 8	Was	W	1/1	2	2	0.0	0	1	0	0	42	66%
Sep 15	at Atl	L	1/1	1	1	0.0	0	1	0	0	49	74%
Sep 22	Det	L	1/1	0	0	0.0	0	0	0	0	46	72%
Sep 26	at GB	W	1/1	3	2	0.0	0	0	0	0	61	75%
Oct 6	NYJ	W	1/1	5	3	0.0	0	0	0	0	46	78%
Oct 13	at Min	L	1/1	5	3	0.0	0	0	0	0	52	73%
Oct 20	at Dal	L	1/1	1	1	1.0	0	0	1	0	51	73%
Oct 27	at Buf	W	1/1	6	4	1.5	0	0	1	0	49	79%
Nov 3	Chi	W	1/1	2	2	0.0	0	0	0	0	38	84%
Nov 17	NE	L	1/1	1	1	0.0	0	0	0	0	66	89%
Nov 24	Sea	L	1/1	4	1	0.5	0	0	0	0	49	75%
Dec 1	at Mia	L	1/1	2	1	0.5	0	0	0	0	57	79%
Dec 9	NYG	W	1/1	1	0	0.0	0	0	0	0	49	94%
Dec 15	at Was	W	1/1	4	2	0.0	0	0	0	0	50	94%
Dec 22	Dal	W	1/1	3	3	0.0	0	0	1	0	54	87%
Dec 29	at NYG	W	1/1	0	0	0.0	0	0	0	1	55	74%
<b>Totals</b>			<b>16/16</b>	<b>40</b>	<b>26</b>	<b>3.5</b>	<b>0</b>	<b>2</b>	<b>3</b>	<b>1</b>	<b>814</b>	<b>79%</b>
PLAYOFFS												
Jan 5	Sea	L	1/1	6	3	0.0	0	0	1	0	53	83%
<b>Totals</b>			<b>1/1</b>	<b>6</b>	<b>3</b>	<b>0.0</b>	<b>0</b>	<b>0</b>	<b>1</b>	<b>0</b>	<b>53</b>	<b>83%</b>

- ▶ Voted **NFC Defensive Player of the Week** after leading the team with a career-high-tying 3.0 sacks in the 24-0 win at Was. (12/30/18)

**2017 SEASON - EAGLES**

- ▶ Finished with 45 pressures, 26 tackles (15 solo), 17 QB hits, 5.5 sacks, 5 TFLs, 2 PDs, 2 FRs and 1 FF ... Logged 10 pressures, 6 QB hits and 1.0 sacks during the Eagles' **Super Bowl LII**-winning postseason run
- ▶ Sealed the victory for Philadelphia when he grabbed a fourth-quarter fumble (forced by **Brandon Graham**) and returned it 20 yards for a TD at Was. (9/10/17) ... Also strip-sacked QB **Kirk Cousins**

**2016 SEASON - EAGLES**

- ▶ Posted the 7th-most sacks (6.5, tied) by an NFL interior DL ... Also had 43 tackles (27 solo), 41 pressures, 14 QB hits, 9 TFLs, 1 FF and 1 FR
- ▶ Named **NFC Defensive Player of the Month** after producing 3.0 sacks along with 1 FF during the month of September
- ▶ Sacked Steelers QB **Ben Roethlisberger** twice and also forced him to fumble once during the 34-3 victory vs. Pit. (9/25/16)

**2015 SEASON - EAGLES**

- ▶ Saw action in a career-high 983 defensive snaps and produced a career-high 71 tackles (50 solo), including 11 TFLs ... Also totaled 20 QB hits, 9.5 sacks, 3 FFs (career high) and 2 FRs ... His 9.5 sacks were the most by an Eagles interior DL since **Corey Simon** in 2000 (9.5)
- ▶ Sacked QB **Kirk Cousins** twice at Was. (12/26/15)
- ▶ Earned his first career **NFC Defensive Player of the Week** award after recording a career-high 3.0 sacks, 2 FFs and 1 FR in the 39-17 win vs. NO (10/11/15) ... Became the first Eagle (as well as the first NFL player since 2007) to collect 3.0 sacks, 2 FFs and 1 FR in a game

**2014 SEASON - EAGLES**

- ▶ Totaled 61 tackles (48 solo), 8 TFLs, 4.0 sacks, 3 FRs and 1 FF
- ▶ Tallied a career-high 11 tackles (8 solo) vs. Sea. (12/7/14)
- ▶ Scored the 1st TD of his NFL career on a 17-yard fumble return, which sealed the 34-17 victory vs. Jax. (9/7/14)

2018 GAME-BY-GAME STATISTICS (PHI)												
Date	Opp		GP/S	Tot	Solo	Sk	Int	PD	FF	FR	Snaps	Pct
Sep 6	Atl	W	1/1	3	2	1.5	0	0	0	0	65	93%
Sep 16	at TB	L	1/1	5	4	1.0	0	0	0	0	46	79%
Sep 23	Ind	W	1/1	4	2	0.5	0	0	0	0	52	88%
Sep 30	at Ten	L	1/1	2	2	0.0	0	0	0	0	60	85%
Oct 7	Min	L	1/1	1	1	0.0	0	0	0	0	53	85%
Oct 11	at NYG	W	1/1	6	3	1.0	0	0	0	0	45	69%
Oct 21	Car	L	1/1	2	1	0.0	0	0	0	0	45	76%
Oct 28	at Jax	W	1/1	2	2	0.0	0	1	0	0	53	83%
Nov 11	Dal	L	1/1	3	2	0.0	0	0	0	0	56	81%
Nov 18	at NO	L	1/1	2	2	0.0	0	0	0	0	49	70%
Nov 25	NYG	W	1/1	2	2	0.0	0	0	0	0	49	79%
Dec 3	Was	W	1/1	3	3	1.0	0	0	0	0	40	89%
Dec 9	at Dal	L	1/1	3	1	1.5	0	0	0	0	79	80%
Dec 16	at LAR	W	1/1	3	2	1.0	0	0	0	0	57	75%
Dec 23	Hou	W	1/1	1	0	0.0	0	0	0	1	49	75%
Dec 30	at Was	W	1/1	4	4	3.0	0	0	1	0	32	71%
<b>Totals</b>			<b>16/16</b>	<b>46</b>	<b>33</b>	<b>10.5</b>	<b>0</b>	<b>1</b>	<b>1</b>	<b>1</b>	<b>830</b>	<b>80%</b>
PLAYOFFS												
Jan 6	at Chi	W	1/1	2	1	0.0	0	0	0	0	54	84%
Jan 13	at NO	L	1/1	3	2	0.0	0	0	0	0	42	55%
<b>Totals</b>			<b>2/2</b>	<b>5</b>	<b>3</b>	<b>0.0</b>	<b>0</b>	<b>0</b>	<b>0</b>	<b>0</b>	<b>96</b>	<b>68%</b>

MULTI-SACK GAMES (10)		
Date	Opponent	Sacks
12/30/18	at Washington (W, 24-0)	3.0
10/11/15	vs. New Orleans Saints (W, 39-17)	3.0
12/21/21	vs. Washington (W, 27-17)	2.0
9/25/16	vs. Pittsburgh Steelers (W, 34-3)	2.0
12/26/15	vs. Washington (L, 24-38)	2.0
10/27/19	at Buffalo Bills (W, 31-13)	1.5
12/9/18	at Dallas Cowboys (L, 23-29) (OT)	1.5
9/6/18	vs. Atlanta Falcons (W, 18-12)	1.5
12/11/16	vs. Washington (L, 22-27)	1.5
12/13/12	vs. Cincinnati Bengals (L, 13-34)	1.5

DEFENSIVE TOUCHDOWNS (3)		
Date	Opponent	Type (Yds)
9/27/21	at Dallas Cowboys (L, 21-41)	Fumble (0)
9/10/17	at Washington (W, 30-17)	Fumble (20)
9/7/14	vs. Jacksonville Jaguars (W, 34-17)	Fumble (17)





2017 GAME-BY-GAME STATISTICS (PHI)												
Date	Opp		GP/S	Tot	Solo	Sk	Int	PD	FF	FR	Snaps	Pct
Sep 10	at Was	W	1/1	1	1	1.0	0	0	1	1	43	68%
Sep 17	at KC	L	1/1	2	2	1.0	0	0	0	0	44	83%
Sep 24	NYG	W	1/1	1	1	0.0	0	0	0	0	17	25%
Oct 1	at LAC	W	0/0	INACTIVE								
Oct 8	Ari	W	0/0	INACTIVE								
Oct 12	at Car	W	1/1	2	0	0.5	0	1	0	0	65	79%
Oct 23	Was	W	1/1	1	1	1.0	0	0	0	0	51	80%
Oct 29	SF	W	1/1	2	1	1.0	0	1	0	0	45	68%
Nov 5	Den	W	1/1	2	2	0.0	0	0	0	0	39	61%
Nov 19	at Dal	W	1/1	3	1	0.0	0	0	0	0	46	73%
Nov 26	Chi	W	1/1	1	1	1.0	0	0	0	0	35	64%
Dec 3	at Sea	L	1/1	2	0	0.0	0	0	0	0	51	82%
Dec 10	at LAR	W	1/1	4	2	0.0	0	0	0	0	37	77%
Dec 17	at NYG	W	1/1	2	1	0.0	0	0	0	0	70	80%
Dec 25	Oak	W	1/1	3	2	0.0	0	0	0	1	62	90%
Dec 31	Dal	L	1/1	0	0	0.0	0	0	0	0	3	4%
<b>Totals</b>			<b>14/14</b>	<b>26</b>	<b>15</b>	<b>5.5</b>	<b>0</b>	<b>2</b>	<b>1</b>	<b>2</b>	<b>608</b>	<b>59%</b>
PLAYOFFS												
Jan 13	Atl	W	1/1	7	5	1.0	0	0	0	0	57	90%
Jan 21	Min	W	1/1	3	3	0.0	0	0	0	0	53	79%
Feb 4	at NE	W	1/1	1	1	0.0	0	0	0	0	68	90%
<b>Totals</b>			<b>3/3</b>	<b>11</b>	<b>9</b>	<b>1.0</b>	<b>0</b>	<b>0</b>	<b>0</b>	<b>0</b>	<b>178</b>	<b>86%</b>



2016 GAME-BY-GAME STATISTICS (PHI)												
Date	Opp		GP/S	Tot	Solo	Sk	Int	PD	FF	FR	Snaps	Pct
Sep 11	Cle	W	1/1	4	4	1.0	0	0	0	0	38	73%
Sep 19	at Chi	W	1/1	2	2	0.0	0	0	0	0	42	81%
Sep 25	Pit	W	1/1	5	3	2.0	0	0	1	0	41	68%
Oct 9	at Det	L	1/1	2	2	1.0	0	0	0	0	53	87%
Oct 16	at Was	L	1/1	0	0	0.0	0	0	0	0	55	74%
Oct 23	Min	W	1/1	2	2	0.0	0	0	0	0	54	71%
Oct 30	at Dal	L	1/1	4	2	0.0	0	0	0	0	64	82%
Nov 6	at NYG	L	1/1	5	2	0.0	0	1	0	0	50	78%
Nov 13	Atl	W	1/1	0	0	0.0	0	0	0	0	41	82%
Nov 20	at Sea	L	1/1	4	2	0.0	0	0	0	0	45	67%
Nov 28	GB	L	1/1	1	0	0.0	0	0	0	0	57	80%
Dec 4	at Cin	L	1/1	2	0	0.0	0	1	0	0	47	73%
Dec 11	Was	L	1/1	4	3	1.5	0	0	0	0	34	71%
Dec 18	at Bal	L	1/1	2	1	1.0	0	0	0	1	46	79%
Dec 22	NYG	W	1/1	3	1	0.0	0	0	0	0	66	74%
Jan 1	Dal	W	1/1	3	3	0.0	0	0	0	0	40	71%
<b>Totals</b>			<b>16/16</b>	<b>43</b>	<b>27</b>	<b>6.5</b>	<b>0</b>	<b>2</b>	<b>1</b>	<b>1</b>	<b>773</b>	<b>76%</b>

**2013 SEASON - EAGLES**

- ▶ Registered 41 tackles (29 solo), 9 QB hits, 3.0 sacks, 1 PD and 1 FR

**2012 SEASON - EAGLES**

- ▶ Named to the PFWA **All-Rookie** Team after producing a team-high-tying 5.5 sacks ... Tied for the 3rd-most sacks ever by an Eagles rookie, behind **Corey Simon** in 2000 (9.5) and **Derrick Burgess** in 2001 (6.0) ... Added 39 tackles (32 solo), 10 QB hits, 8 TFLs, 3 PDs and 1 FF

**COLLEGE HIGHLIGHTS**

- ▶ Played collegiately at Mississippi State, where he finished with 114 tackles (53 solo), 24.5 TFLs and 8.5 sacks in 36 career games (27 starts) ... Also blocked 5 FG attempts during his time with the Bulldogs
- ▶ Earned first-team All-SEC honors as a junior in 2011 ... Established career highs with 56 tackles (26 solo), 14.5 TFLs and 5.0 sacks
- ▶ Named to the Freshman All-SEC Team after registering 29 tackles (17 solo) and 3.5 TFLs in 12 games (four starts) in 2009

**PERSONAL**

- ▶ Is the son of Melissa Cox and has three siblings: two sisters, Fantasia and Nakeia, and one brother, Shaddrick, who passed away during the 2015 offseason ... Is cousins with Eagles RB **Kenneth Gainwell**
- ▶ Attended Yazoo City (MS) High School, where he posted 104 tackles, 10.0 sacks, 1 INT and 1 FR as a senior ... Finished with 103 tackles, 11.0 sacks and 2 INTs (1 TD) during his junior season ... Also played basketball and ran track in the second leg of the 4x100 meter team

**TRANSACTIONS**

- ▶ **2012** - Drafted by PHI in 1st round (12th overall) ... **6/16/16** - Signed by PHI to 6-year contract extension ... **1/3/22** - Placed on Reserve/COVID-19 ... **1/10/22** - Activated from Reserve/COVID-19 ... **3/17/22** - Released by PHI ... **3/19/22** - Agreed to terms with PHI on 1-year contract



2015 GAME-BY-GAME STATISTICS (PHI)												
Date	Opp		GP/S	Tot	Solo	Sk	Int	PD	FF	FR	Snaps	Pct
Sep 14	at Atl	L	1/1	2	1	1.0	0	0	0	0	69	90%
Sep 20	Dal	L	1/1	2	1	0.0	0	0	0	1	68	80%
Sep 27	at NYJ	W	1/1	3	0	0.0	0	0	0	0	62	78%
Oct 4	at Was	L	1/1	5	4	0.0	0	0	0	0	73	87%
Oct 11	NO	W	1/1	6	6	3.0	0	0	2	1	46	67%
Oct 19	NYG	W	1/1	4	4	1.0	0	1	1	0	56	82%
Oct 25	at Car	L	1/1	2	2	0.0	0	0	0	0	52	85%
Nov 8	at Dal	W	1/1	2	1	0.0	0	1	0	0	65	83%
Nov 15	Mia	L	1/1	5	2	0.5	0	0	0	0	59	88%
Nov 22	TB	L	1/1	7	4	0.0	0	0	0	0	59	76%
Nov 26	at Det	L	1/1	1	1	0.0	0	0	0	0	52	72%
Dec 6	at NE	W	1/1	3	1	0.0	0	0	0	0	66	74%
Dec 13	Buf	W	1/1	8	7	1.0	0	0	0	0	60	81%
Dec 20	Ari	L	1/1	6	5	1.0	0	0	0	0	59	78%
Dec 26	Was	L	1/1	7	5	2.0	0	0	0	0	64	85%
Jan 3	at NYG	W	1/1	8	6	0.0	0	0	0	0	73	87%
<b>Totals</b>			<b>16/16</b>	<b>71</b>	<b>50</b>	<b>9.5</b>	<b>0</b>	<b>2</b>	<b>3</b>	<b>2</b>	<b>983</b>	<b>81%</b>

2014 GAME-BY-GAME STATISTICS (PHI)												
Date	Opp		GP/S	Tot	Solo	Sk	Int	PD	FF	FR	Snaps	Pct
Sep 7	Jax	W	1/1	5	5	0.0	0	0	0	1	52	71%
Sep 15	at Ind	W	1/1	4	4	0.0	0	0	1	0	61	85%
Sep 21	Was	W	1/1	2	1	0.0	0	0	0	0	65	83%
Sep 28	at SF	L	1/1	4	3	0.0	0	0	0	0	64	77%
Oct 5	StL	W	1/1	1	1	0.0	0	0	0	1	58	78%
Oct 12	NYG	W	1/1	5	4	0.0	0	0	0	0	41	64%
Oct 26	at Ari	L	1/1	1	1	0.0	0	0	0	0	62	89%
Nov 2	at Hou	W	1/1	2	2	0.0	0	0	0	0	50	83%
Nov 10	Car	W	1/1	4	1	1.0	0	0	0	0	52	63%
Nov 16	at GB	L	1/1	4	3	0.0	0	0	0	0	55	81%
Nov 23	Ten	W	1/1	1	1	1.0	0	0	0	0	42	62%
Nov 27	at Dal	W	1/1	4	4	1.0	0	0	0	0	45	74%
Dec 7	Sea	L	1/1	11	8	0.0	0	0	0	0	73	85%
Dec 14	Dal	L	1/1	3	2	0.0	0	0	0	1	77	94%
Dec 20	at Was	L	1/1	3	3	1.0	0	0	0	0	53	93%
Dec 28	at NYG	W	1/1	7	5	0.0	0	0	0	0	71	89%
<b>Totals</b>			<b>16/16</b>	<b>61</b>	<b>48</b>	<b>4.0</b>	<b>0</b>	<b>0</b>	<b>1</b>	<b>3</b>	<b>921</b>	<b>80%</b>

2013 GAME-BY-GAME STATISTICS (PHI)												
Date	Opp		GP/S	Tot	Solo	Sk	Int	PD	FF	FR	Snaps	Pct
Sep 9	at Was	W	1/1	3	3	1.0	0	0	0	0	54	72%
Sep 15	SD	L	1/1	2	1	0.0	0	0	0	0	64	77%
Sep 19	KC	L	1/1	4	4	1.0	0	0	0	0	61	74%
Sep 29	at Den	L	1/1	1	0	0.0	0	0	0	0	46	63%
Oct 6	at NYG	W	1/1	2	2	0.0	0	0	0	0	52	71%
Oct 13	at TB	W	1/1	3	1	0.0	0	0	0	0	53	74%
Oct 20	Dal	L	1/1	1	1	0.0	0	0	0	0	59	77%
Oct 27	NYG	L	1/1	4	3	1.0	0	0	0	0	63	85%
Nov 3	at Oak	W	1/1	1	1	0.0	0	0	0	0	55	58%
Nov 10	at GB	W	1/1	2	1	0.0	0	0	0	0	62	78%
Nov 17	Was	W	1/1	5	4	0.0	0	0	0	1	61	74%
Dec 1	Ari	W	1/1	0	0	0.0	0	0	0	0	57	80%
Dec 8	Det	W	1/1	3	2	0.0	0	1	0	0	44	76%
Dec 15	at Min	L	1/1	8	4	0.0	0	0	0	0	63	84%
Dec 22	Chi	W	1/1	1	1	0.0	0	0	0	0	37	57%
Dec 29	at Dal	W	1/1	1	1	0.0	0	0	0	0	51	77%
<b>Totals</b>			<b>16/16</b>	<b>41</b>	<b>29</b>	<b>3.0</b>	<b>0</b>	<b>1</b>	<b>0</b>	<b>1</b>	<b>882</b>	<b>73%</b>
PLAYOFFS												
Jan 4	NO	L	1/1	3	3	0.0	0	0	0	0	61	85%
<b>Totals</b>			<b>1/1</b>	<b>3</b>	<b>3</b>	<b>0.0</b>	<b>0</b>	<b>0</b>	<b>0</b>	<b>0</b>	<b>61</b>	<b>85%</b>

2012 GAME-BY-GAME STATISTICS (PHI)													
Date	Opp		GP/S	Tot	Solo	Sk	Int	PD	FF	FR	Snaps	Pct	
Sep 9	at Cle	W	1/0	2	2	1.0	0	0	0	0	28	46%	
Sep 16	Bal	W	1/0	5	5	0.0	0	1	0	0	50	72%	
Sep 23	at Ari	L	1/0	1	0	0.0	0	0	0	0	31	50%	
Sep 30	NYG	W	1/0	2	2	0.0	0	0	0	0	43	63%	
Oct 7	at Pit	L	1/0	1	1	0.0	0	0	0	0	45	62%	
Oct 14	Det	L	1/0	0	0	0.0	0	1	0	0	31	40%	
Oct 28	Atl	L	1/1	5	5	0.0	0	1	0	0	44	59%	
Nov 5	at NO	L	1/1	3	1	0.0	0	0	0	0	25	45%	
Nov 11	Dal	L	1/1	1	1	1.0	0	0	0	0	33	61%	
Nov 18	at Was	L	1/1	8	7	1.0	0	0	1	0	30	57%	
Nov 26	Car	L	1/1	1	1	0.0	0	0	0	0	5	7%	
Dec 2	at Dal	L	1/1	0	0	0.0	0	0	0	0	20	31%	
Dec 9	at TB	W	1/1	4	4	1.0	0	0	0	0	50	69%	
Dec 13	Cin	L	1/1	4	3	1.5	0	0	0	0	49	63%	
Dec 23	Was	L	1/1	2	0	0.0	0	0	0	0	25	47%	
Dec 30	at NYG	L	0/0	INACTIVE									
<b>Totals</b>			<b>15/9</b>	<b>39</b>	<b>32</b>	<b>5.5</b>	<b>0</b>	<b>3</b>	<b>1</b>	<b>0</b>	<b>509</b>	<b>49%</b>	



# JORDAN DAVIS

DEFENSIVE TACKLE | 90



Height: 6-6 Weight: 336 DOB: Jan. 12, 2000 (Age 22)

NFL Experience: Rookie (1st with Eagles) Draft: D1-22 (13th overall) by PHI

College: Georgia Hometown (HS): Charlotte, NC (Mallard Creek)

## COLLEGE STATISTICS

Year	College	GP/S	TACKLES				PASS RUSH			INTERCEPTIONS					FUMBLES		DEF SNAPS	
			Total	Solo	Asst	TFL	Sacks	QBH	QBP	Int	Yds	Lg	TD	PD	FF	FR	No	Pct
2018	Georgia	11/4	25	6	19	1.5	1.5	---	---	0	0	--	0	0	0	0	---	---
2019	Georgia	14/8	18	7	11	4.5	2.5	---	---	0	0	--	0	0	0	0	---	---
2020	Georgia	7/7	16	7	9	1	1.0	---	---	0	0	--	0	0	0	0	---	---
2021	Georgia	15/14	32	17	15	5.5	2.0	---	---	0	0	--	0	1	0	0	---	---
<b>Totals</b>		<b>47/33</b>	<b>91</b>	<b>37</b>	<b>54</b>	<b>12.5</b>	<b>7.0</b>	<b>---</b>	<b>---</b>	<b>0</b>	<b>0</b>	<b>--</b>	<b>0</b>	<b>1</b>	<b>0</b>	<b>0</b>	<b>---</b>	<b>---</b>

## ADDITIONAL STATISTICS

Rushing TDs: 1 - 2021 (1)



## BIRDSEED

- ▶ Is very close with his mother, Shay Allen, and two younger brothers, Donovan and Yashua ... Even before he was drafted, Shay was a huge fan of the Eagles, due in large part to her love for **Donovan McNabb** when she was in college ... Shay is an elementary school teacher and tutor and also picked up work at the local YMCA ... Jordan sought her out in the stands before each Georgia game to embrace her and pray together – a tradition that gave him a boost of confidence
- ▶ Credits his mother for getting him into football ... When he hit a growth spurt before entering 10th grade, she struggled to keep pace with his increased appetite and would often come home from her second job to find the refrigerator and cabinets almost bare ... Shay was sold on Mallard Creek (NC) High School’s football team when she learned that summer practices included free breakfast and lunch
- ▶ Developed a passion for music as a teenager and would DJ at parties ... Went by the moniker of ‘DJ Oreo’ and called himself that because he used to think the turntables looked like Oreos spinning
- ▶ Is highly interested in mythology and often reads books about ancient Greece and the Egyptians ... Downloads TED Talks that cover a variety of related topics, such as ancient civilizations and modern religion
- ▶ At the 2022 NFL Combine, recorded a 4.78 time in the 40-yard dash, which was the fastest by any player over 330 pounds since 2006 and is believed to be one of the fastest times ever for a player his size ... In addition, his 10’3” standing broad jump is thought to be the record for a 300-pound player at the NFL Combine ... Earned a perfect 10 on the Relative Athletic Score due to his rare measurables

## COLLEGE HIGHLIGHTS

- ▶ Played collegiately at Georgia (2018-21), totaling 91 tackles (37 solo), 12.5 TFLs, 7.0 sacks and 1 PD in 47 career games (33 starts) ... A key member of the 2021 CFP National Championship-winning defense
- ▶ Honored with the Outland Trophy (nation’s best interior lineman) and Chuck Bednarik Award (best defensive player in college football) as a senior in 2021 ... Also voted first-team All-America by the *Associated Press* and earned first-team All-SEC honors (media and coaches) after recording 32 tackles (17 solo), 5.5 TFLs, 2.0 sacks and 1 PD





- ▶ Garnered second-team All-America recognition by the AFCA after his junior campaign in 2020 ... Received Freshman All-America and Freshman All-SEC accolades following the 2018 season

**PERSONAL**

- ▶ Attended Mallard Creek (NC) High School, where he was rated a four-star prospect by ESPN.com and *Rivals* ... Named an *Associated Press* and *USA Today* first-team all-state honoree after leading his team to a 14-1 record and appearance in the NCHSAA 4AA State Championship Game in 2017 ... Also played forward on the basketball team
- ▶ Majored in religion during his time at Georgia

**TRANSACTIONS**

- ▶ **2022** - Drafted by PHI in 1st round (13th overall)



# NAKOBE DEAN

LINEBACKER | 17



**Height:** 5-11 **Weight:** 231 **DOB:** Dec. 13, 2000 (Age 21)

**NFL Experience:** Rookie (1st with Eagles) **Draft:** D3-22 (83rd overall) by PHI

**College:** Georgia **Hometown (HS):** Horn Lake, MS (Horn Lake)

## COLLEGE STATISTICS

Year	College	GP/S	TACKLES				PASS RUSH			INTERCEPTIONS					FUMBLES		DEF SNAPS	
			Total	Solo	Asst	TFL	Sacks	QBH	QBP	Int	Yds	Lg	TD	PD	FF	FR	No	Pct
2019	Georgia	14/0	25	14	11	1.5	0.0	---	---	0	0	--	0	2	1	0	---	---
2020	Georgia	10/10	71	39	32	1.5	1.5	---	---	0	0	--	0	0	0	0	---	---
2021	Georgia	15/15	72	36	36	10.5	6.0	---	---	2	50	50t	1	8	2	0	---	---
<b>Totals</b>		<b>39/25</b>	<b>168</b>	<b>89</b>	<b>79</b>	<b>13.5</b>	<b>7.5</b>	---	---	<b>2</b>	<b>50</b>	<b>50t</b>	<b>1</b>	<b>10</b>	<b>3</b>	<b>0</b>	---	---



## BIRDSEED

- ▶ Studied mechanical engineering at Georgia and is interested in prosthetics ... His passion for the field stems from many visits to Veterans Affairs with his mother, Neketta Dean, who served in the military ... He decided at a young age that he wanted to aid veterans who lost their limbs by building prosthetics to improve their lives
- ▶ Maintained a 3.55 GPA in the mechanical engineering program during his time at Georgia ... Has a desire to complete his degree and would consider pursuing pre-med studies after his NFL career
- ▶ Raised by his mother, Neketta, in a single-parent household with his older brother, Nikolas, and younger sister, Brooklyn ... Neketta worked as the director of community affairs in Tunica County, MS, and prioritized community service in her family, bringing her children to various neighborhood events where they often volunteered
- ▶ With the help of his mother, used his NIL opportunities in college to make an impact in the community ... As a result, he was able to help local children get game tickets, provide canned foods to families in need, and sponsor a bed in an Athens homeless shelter
- ▶ Selected to the 2021 AFCA Good Works Team, which recognizes 22 college football players' community service and outstanding football play ... Also helped launch the "Dawgs for Pups" program at Georgia, raising money for students in Clarke County and the surrounding area to help donate WiFi hotspots for virtual schooling

## COLLEGE HIGHLIGHTS

- ▶ Played collegiately at Georgia (2019-21), where he totaled 168 tackles (89 solo), 13.5 TFLs, 10 PDs, 7.5 sacks, 3 FFs and 2 INTs in 39 career games (25 starts) ... A team captain who helped guide the Bulldogs to the CFP National Championship during the 2021 campaign
- ▶ Voted the recipient of the 2021 Butkus Award (nation's best LB) along with first-team All-SEC honors ... Selected as the SEC Defensive Player of the Year by *Pro Football Focus* and was a semifinalist for the 2021 Chuck Bednarik Award, which recognizes the best defensive player in college football ... Finished his junior campaign with 72 tackles (career high), 10.5 TFLs (team high), 8 PDs, 6.0 sacks, 2 INTs and 2 FFs
- ▶ Named a semifinalist for the Butkus Award as a sophomore in 2020, leading Georgia in tackles (71) and producing 1.5 sacks

**PERSONAL**

- ▶ A five-star prospect at Horn Lake (MS) High School who won the 2018 High School Butkus Award as the top LB in the country ... Posted 438 tackles, 61.5 TFLs, 18.0 sacks, 6 INTs and 12 total TDs in his career ... Also selected to the 2019 Under Armour All-America Game
- ▶ Chosen as the 2018-19 Gatorade High School Football Player of the Year in Mississippi and was honored as 2018 Mississippi Mr. Football for Class 6A ... Finished with 175 tackles, 26 TFLs, 7.0 sacks, 3 INTs and 2 FFs along with 9 TDs at RB as a senior ... Additionally competed in baseball, basketball, and track at different points in high school

**TRANSACTIONS**

- ▶ **2022** - Drafted by PHI in 3rd round (83rd overall)



# LANDON DICKERSON

GUARD | 69



**Height:** 6-6 **Weight:** 332 **DOB:** Sept. 30, 1998 (Age 23)  
**NFL Experience:** 2nd Year (2nd with Eagles) **Draft:** D2-21 (37th overall) by PHI  
**College:** Alabama **Hometown (HS):** Hudson, NC (South Caldwell)

## CAREER STATISTICS

Year	Team	GP/S	STARTS			OFF SNAPS	
			LG	C	RG	No	Pct
2021	Philadelphia	14/13	12	0	1	859	77%
<b>Totals</b>		<b>14/13</b>	<b>12</b>	<b>0</b>	<b>1</b>	---	---

PLAYOFFS							
2021	Philadelphia	1/1	1	0	0	66	100%
<b>Totals</b>		<b>1/1</b>	<b>1</b>	<b>0</b>	<b>0</b>	---	---

**Nickname:** Big Country ... **Hobbies:** Woodworking, hunting, fishing, working on cars, home improvement, landscaping, mowing grass and Legos ... **Bucket list:** Visit every continent ... **Guilty pleasures:** Rita's birthday cake custard ... **Memorable fan interactions:** "There was a woman at Alabama. Every single game, I mean at the team hotel, war-mups, bus ride, she was there for everything. It didn't matter if we were in Texas, Florida, Arkansas, it didn't matter." ... **Favorite movie:** *Forrest Gump* ... **Favorite meal:** Steak and sweet potato fries ... **Favorite athlete growing up:** Lawrence Taylor



## BIRDSEED

- ▶ Operating on a college budget, replaced his damaged front bumper with a wooden railroad tie and bolted a "BAMA" license plate on it ... The 'bumper' gained noteworthy attention on social media
- ▶ In 2021, upon learning the story of Captain Brian Wolnewitz, a firefighter who was diagnosed with Stage 4 lung cancer, organized the Landon Dickerson Bama Bumper Fundraiser ... Auctioned his famous 'bumper' with all proceeds benefiting Wolnewitz's family
- ▶ Is an Eagle Scout ... Announced on National Signing Day in 2016 that he would finish his Eagle Scout service project installing park benches to restore a recreation center instead of enrolling in college early
- ▶ Learned discipline through martial arts at a young age ... Earned a black belt in karate when he was 11 years old, becoming the youngest black belt in the history of the dojo he attended

## 2021 SEASON - EAGLES

- ▶ Saw action in 14 games with 13 starts (12 at LG, 1 at RG) as a rookie ... Blocked for an OL that helped the team rank 1st in the NFL in rushing offense (159.7 avg.), rushing TDs (25) and explosive plays (163) ... The Eagles established single-season franchise records in rushing yards (2,715), rushing TDs (tied) and third-down percentage (45.7%)

## COLLEGE HIGHLIGHTS

- ▶ Named the recipient of the Rimington Trophy (awarded to the nation's top center) and voted a unanimous first-team All-American and first-team All-SEC honoree as a fifth-year senior in 2020
- ▶ Helped lead Alabama to an undefeated 2020 season, which resulted in a CFP National Championship ... Anchored an OL that blocked for the Power 5's top-ranked scoring offense (48.5 ppg) ... The Crimson Tide also ranked 1st in pass efficiency rating (198.9) and 2nd in passing offense (358.2 ypg) and total offense (541.6 ypg)
- ▶ Received All-America honorable mention accolades from *Pro Football Focus* in 2019 ... Voted second-team All-SEC as a guard (*Associated Press*) and center (league's coaches) ... Paved the way for a unit that ranked 2nd in the nation in scoring offense (47.2 ppg), 3rd in passing offense (342.2 ypg) and 6th in total offense (510.8 ypg)
- ▶ Began his collegiate career at Florida State (2016-18)

## PERSONAL

- ▶ Prepped at South Caldwell (NC) High School ... Helped lead the team to the third round of the state 4A playoffs and collected *USA Today* All-USA North Carolina First-Team and All-Northwestern 3A-4A honors during his senior season ... A five-star prospect who was tabbed as the nation's No. 1 guard by *Rivals*

## TRANSACTIONS

- ▶ **2021** - Drafted by PHI in 2nd round (37th overall) ... **7/28/21** - Placed on Active/Non-Football Injury ... **8/30/21** - Activated from Active/Non-Football Injury ... **12/19/21** - Placed on Reserve/COVID-19 ... **12/24/21** - Activated from Reserve/COVID-19



# ANDRE DILLARD

TACKLE | 77



**Height:** 6-5 **Weight:** 315 **DOB:** Oct. 3, 1995 (Age 26)  
**NFL Experience:** 4th Year (4th with Eagles) **Draft:** D1-19 (22nd overall) by PHI  
**College:** Washington State **Hometown (HS):** Woodinville, WA (Woodinville)

### CAREER STATISTICS

Year	Team	GP/S	STARTS		OFF SNAPS	
			LT	RT	No	Pct
2019	Philadelphia	16/4	3	1	346	29%
2021	Philadelphia	15/5	5	0	340	30%
<b>Totals</b>		<b>31/9</b>	<b>8</b>	<b>1</b>	---	---
PLAYOFFS						
2019	Philadelphia	1/0	0	0	2	3%
2021	Philadelphia	1/0	0	0	0	0%
<b>Totals</b>		<b>2/0</b>	<b>0</b>	<b>0</b>	---	---



### 2021 SEASON - EAGLES

- ▶ Played in 340 offensive snaps and started a career-high five games at LT ... Blocked for a unit that helped the team lead the league in rushing offense (159.7 avg.), rushing TDs (25) and explosive plays (163) ... The Eagles established single-season franchise marks in rushing yards (2,715), rushing TDs (tied) and third-down percentage (45.7%)

### 2019 SEASON - EAGLES

- ▶ Saw action in 346 offensive snaps and appeared in all 16 games as a rookie ... Started three games at LT and one game at RT

### COLLEGE HIGHLIGHTS

- ▶ Appeared in 42 career games at Washington State, including starts at LT in each of his last 39 contests ... A two-time All-Pac-12 honoree
- ▶ Started all 13 games as a senior in 2018, when he allowed just 1 sack and 13 pressures in 722 pass-blocking snaps ... Received All-America honors as well as first-team All-Pac-12 recognition
- ▶ Named honorable mention All-Pac-12 as a junior in 2017 ... Also collected all-conference accolades from *Pro Football Focus* following his sophomore season in 2016


### PERSONAL

- ▶ Earned a degree in social science at Washington State
- ▶ Attended Woodinville (WA) High School, where he was named All-King County First Team in addition to being voted King County 4A Credit Division Offensive Lineman of the Year as a senior
- ▶ His father, Mitch, also played collegiately at Washington State ... Mitch is a former Cougars OL coach as well

### TRANSACTIONS

- ▶ **2019** - Drafted by PHI in 1st round (22nd overall) ... **9/3/20** - Placed on Reserve/Injured ... **12/20/21** - Placed on Reserve/COVID-19 ... **12/29/21** - Activated from Reserve/COVID-19

**Surprisingly good at:** Impressions ... **If he could play another sport:** Golf ... **Favorite meal:** Cheeseburger and fries ... **Favorite music:** Metal ... **Favorite athlete growing up:** Shaquille O'Neal



# JACK DRISCOLL

TACKLE/GUARD | 63



**Height:** 6-5 **Weight:** 312 **DOB:** April 1, 1997 (Age 25)  
**NFL Experience:** 3rd Year (3rd with Eagles) **Draft:** D4b-20 (145th overall) by PHI  
**College:** Auburn **Hometown (HS):** Madison, CT (Daniel Hand)

### CAREER STATISTICS

Year	Team	GP/S	STARTS				OFF SNAPS	
			LT	LG	RG	RT	No	Pct
2020	Philadelphia	11/4	0	0	0	4	300	27%
2021	Philadelphia	9/9	0	0	8	1	512	46%
<b>Totals</b>		<b>20/13</b>	<b>0</b>	<b>0</b>	<b>8</b>	<b>5</b>	---	---

**First job:** Worked at a Nike outlet while in high school ... **Prized possession:** "I have a very large baseball card collection." ... **Desired talent:** Sleight of hand magic tricks ... **Moments left starstruck:** Meeting Tim Cook and Yao Ming on separate occasions ... **Favorite quote:** "Success breeds complacency. Complacency breeds failure. Only the paranoid survive." - Andy Grove



### BIRDSEED

- ▶ Has supported Demand Zero through the NFL's *My Cause My Cleats* initiative ... The organization, which is based in his hometown, combats the ever-growing opioid epidemic by targeting the trade of illegal and lethal drugs through institutive action and collaborative efforts

### 2021 SEASON - EAGLES

- ▶ Appeared in a career-high 512 snaps over nine starts (eight at RG, one at RT) ... Blocked for an OL that helped the team lead the NFL in rushing offense (159.7 avg.), rushing TDs (25) and explosive plays (163) ... The Eagles established single-season franchise marks in rushing yards (2,715), rushing TDs (tied) and third-down percentage (45.7%)

### 2020 SEASON - EAGLES

- ▶ Played in 11 games (four starts) and earned a combined 300 snaps ... Contributed to a unit that ranked 3rd in rushing average (5.0) and 9th in rushing yards per game (126.7) ... Became the Eagles' first rookie OL to start in a season opener since **Lane Johnson** in 2013

### COLLEGE HIGHLIGHTS

- ▶ Saw action in 46 career games between Auburn (2018-19) and Massachusetts (2015-17) ... Started each of his last 45 contests, marking the 10th-longest active streak by an FBS OL
- ▶ Started all 13 games in 2019 and was named to the preseason All-SEC second-team by *Pro Football Focus* ... Also selected to the Reese's Senior Bowl watch list and was nominated for the William V. Campbell Trophy, which annually recognizes the top football scholar-athlete in the nation for his combined academic success, football performance and leadership ... Named to the SEC academic honor roll for the second consecutive season after transferring from Massachusetts in 2018
- ▶ In 2017, received *Phil Steele* All-Independent first-team and All-ECAC second-team honors after starting all 12 games at Massachusetts ... Part of an offense that averaged 30.6 points and 432.8 yards per game ... Spent time at LG and LT over nine games (eight starts) in 2016

### PERSONAL

- ▶ Earned his bachelor's degree in hospitality and tourism management from Massachusetts and a graduate degree from Auburn
- ▶ Prepped at Daniel Hand (CT) High School, where he was a three-star recruit and earned team MVP honors following his senior year
- ▶ Is the son of John and Cory Driscoll and has two siblings, Flynn and Grace ... His father played football at New Hampshire

### TRANSACTIONS

- ▶ **2020** - Drafted by PHI in 4th round (145th overall) ... **12/18/20** - Placed on Reserve/Injured ... **9/2/21** - Placed on Reserve/Injured ... **10/2/21** - Activated from Reserve/Injured ... **11/30/21** - Placed on Reserve/Injured



# WILLIAM DUNKLE

GUARD | 73



**Height:** 6-5 **Weight:** 319 **DOB:** Dec. 30, 1999 (Age 22)  
**NFL Experience:** Rookie (1st with Eagles) **Draft:** UDFA-22 by PHI  
**College:** San Diego State **Hometown (HS):** Chula Vista, CA (Eastlake)

## COLLEGE STATISTICS

			OFF SNAPS	
Year	College	GP/S	No	Pct
2019	San Diego State	13/12	---	---
2020	San Diego State	5/4	---	---
2021	San Diego State	14/14	---	---
<b>Totals</b>		<b>32/30</b>	---	---

## COLLEGE HIGHLIGHTS

- ▶ Played collegiately at San Diego State (2018-21) ... Started in 30 of his 32 career appearances at RG over three seasons with the Aztecs
- ▶ Opened all 14 games in 2021 ... Received All-America honors from the *Associated Press*, *Phil Steele*, *Pro Football Focus* and *Pro Football Network* ... Also selected first-team All-Mountain West by the league's coaches and media following his redshirt junior campaign
- ▶ Garnered All-Mountain West honorable mention accolades in 2019 ... Started 12 contests as a redshirt freshman



## PERSONAL

- ▶ Prepped at Eastlake (CA) High School ... A three-year letterwinner and two-time captain who earned three all-league selections and was an All-CIF honoree ... Led the Titans to a 10-3 record as a senior
- ▶ Majored in interdisciplinary studies at San Diego State

## TRANSACTIONS

- ▶ **2022** - Signed by PHI as UDFA



# T.J. EDWARDS

LINEBACKER | 57



**Height:** 6-1 **Weight:** 242 **DOB:** Aug. 12, 1996 (Age 25)  
**NFL Experience:** 4th Year (4th with Eagles) **Draft:** UDFA-19 by PHI  
**College:** Wisconsin **Hometown (HS):** Lake Villa, IL (Lakes Community)

### CAREER STATISTICS

Year	Team	GP/S	TACKLES				PASS RUSH			INTERCEPTIONS					FUMBLES		DEF SNAPS	
			Total	Solo	Asst	TFL	Sacks	QBH	QBP	Int	Yds	Lg	TD	PD	FF	FR	No	Pct
2019	Philadelphia	16/4	22	11	11	0	0.0	0	0	0	0	--	0	0	0	0	115	11%
2020	Philadelphia	12/12	64	34	30	5	2.0	2	5	1	13	13	0	1	2	0	490	45%
2021	Philadelphia	16/14	125	62	63	5	1.0	2	3	1	1	1	0	5	0	1	685	61%
<b>Totals</b>		<b>44/30</b>	<b>211</b>	<b>107</b>	<b>104</b>	<b>10</b>	<b>3.0</b>	<b>4</b>	<b>8</b>	<b>2</b>	<b>14</b>	<b>13</b>	<b>0</b>	<b>6</b>	<b>2</b>	<b>1</b>	---	---

### PLAYOFFS

2019	Philadelphia	1/0	1	1	0	0	0.0	0	0	0	0	--	0	0	0	0	10	16%
2021	Philadelphia	1/1	6	4	2	0	0.0	0	0	0	0	--	0	0	0	0	35	48%
<b>Totals</b>		<b>2/1</b>	<b>7</b>	<b>5</b>	<b>2</b>	<b>0</b>	<b>0.0</b>	<b>0</b>	<b>0</b>	<b>0</b>	<b>0</b>	<b>--</b>	<b>0</b>	<b>0</b>	<b>0</b>	<b>0</b>	---	---

### ADDITIONAL STATISTICS

**Special Teams Tackles:** 19 - 2019 (8), 2020 (6), 2021 (5) **Postseason Special Teams Tackles:** 1 - 2019 (1) **Blocked Punts:** 1 - 2021 (1)

### CAREER HIGHS

<b>Tackles</b>	16	12/26/21 vs. NYG
<b>Sacks</b>	1.0	3x, last: 9/27/21 at Dal.
<b>INTs</b>	1	2x, last: 11/21/21 vs. NO
<b>PDs</b>	2	11/21/21 vs. NO
<b>FFs</b>	1	2x, last: 11/1/20 vs. Dal.
<b>FRs</b>	1	11/21/21 vs. NO

**First job:** Golf course for two days ... **Surprisingly good at:** Golf and video games ... **Biggest pet peeve:** When people don't take off their shoes ... **If he could play another sport, what position/team:** Short-stop or center field, Chicago Cubs ... **Favorite TV show:** *The Fresh Prince of Bel-Air* ... **Favorite meal:** Italian food, fettuccine ... **Favorite athlete growing up:** Brian Urlacher ... **Moment left starstruck:** "Coming into the NFL and being around guys you played with in *Madden*."



### BIRDSEED

- ▶ Supported the Miracle League through the NFL's *My Cause My Cleats* initiative in 2021 ... The Miracle League provides opportunities for children with disabilities to play baseball, regardless of their abilities ... Has also represented the Greater Chicago Food Depository (2019-20) and Philadelphia Coalition Against Hunger (2019) through *MCMC*
- ▶ Trains with the Watt family — **J.J. Watt**, **T.J. Watt**, and **Derek Watt** — at NX Level Sports Performance in Waukesha, WI, during the offseason ... Describes the workouts as intense and highly competitive
- ▶ Prepped at Lakes Community (IL) High School, where he started at QB as a junior and senior ... Threw for 2,500+ yards in a pistol spread offense over those two seasons ... Additionally, sometimes played safety as a senior and was a member of the team's kickoff coverage unit
- ▶ Credits his college recruitment to his willingness to seek blocks downfield and on RB cutbacks as a QB ... Recruiters admired his toughness on film during his junior year and pursued him as a LB

### 2021 SEASON - EAGLES

- ▶ Registered a career-high 125 tackles (62 solo), which ranked 2nd on the team and tied for the 6th-most by an Eagle since 1991 ... Added a career-high 5 PDs, 1 INT, 1.0 sack and 1 FR ... Finished as one of five NFL players with 125+ tackles, 1+ INTs and 1+ FRs, joining **DeVondre Campbell**, **Cole Holcomb**, **Eric Kendricks** and **Alex Singleton**
- ▶ Produced a career-high 16 tackles with 1 PD in the 34-10 victory vs. NYG (12/26/21) ... Marked the most single-game tackles by an Eagle since **Jamar Chaney** on 12/19/10 at N.Y. Giants (also 16)
- ▶ Recorded a team-high 10 tackles, 2 PDs (career high), 1 INT and 1 FR in the 40-29 win vs. NO (11/21/21) ... Intercepted Saints QB **Trevor Siemian** in the first quarter to set up a go-ahead TD drive by the Eagles ... Also recovered a fumble by Saints RB **Mark Ingram** in the third quarter ... Became the first Eagles LB to register an INT and FR in the same contest since **DeMeco Ryans** on 10/19/15 vs. N.Y. Giants





2021 GAME-BY-GAME STATISTICS (PHI)												
Date	Opp		GP/S	Tot	Solo	Sk	Int	PD	FF	FR	Snaps	Pct
Sep 12	at Atl	W	1/1	4	0	0.0	0	0	0	0	29	40%
Sep 19	SF	L	1/1	6	3	0.0	0	0	0	0	21	30%
Sep 27	at Dal	L	1/1	3	2	1.0	0	0	0	0	31	40%
Oct 3	KC	L	1/0	2	1	0.0	0	0	0	0	17	25%
Oct 10	at Car	W	1/0	4	2	0.0	0	0	0	0	16	23%
Oct 14	TB	L	1/1	4	3	0.0	0	0	0	0	24	32%
Oct 24	at LV	L	1/1	5	1	0.0	0	0	0	0	27	41%
Oct 31	at Det	W	1/1	13	8	0.0	0	0	0	0	41	66%
Nov 7	LAC	L	1/1	14	5	0.0	0	0	0	0	66	96%
Nov 14	at Den	W	1/1	7	5	0.0	0	1	0	0	54	93%
Nov 21	NO	W	1/1	10	7	0.0	1	2	0	1	60	92%
Nov 28	at NYG	L	1/1	6	2	0.0	0	0	0	0	56	93%
Dec 5	at NYJ	W	1/1	11	6	0.0	0	0	0	0	57	97%
Dec 21	Was	W	1/1	6	4	0.0	0	1	0	0	52	95%
Dec 26	NYG	W	1/1	16	6	0.0	0	1	0	0	72	95%
Jan 2	at Was	W	1/1	14	7	0.0	0	0	0	0	62	98%
Jan 8	Dal	L	0/0	DID NOT PLAY								
<b>Totals</b>			<b>16/14</b>	<b>125</b>	<b>62</b>	<b>1.0</b>	<b>1</b>	<b>5</b>	<b>0</b>	<b>1</b>	<b>685</b>	<b>61%</b>

PLAYOFFS			
Date	Opponent	Type	
Jan 16	at TB	L	1/1
<b>Totals</b>			<b>1/1</b>

- ▶ Earned **NFC Special Teams Player of the Week** honors after blocking a punt by Panthers P **Joseph Charlton** late in the fourth quarter (recovered by **Shaun Bradley** at the CAR 27) to set up the game-winning TD drive in the 21-18 victory at Car. (10/10/21) ... Became the first Eagle to block a punt since **Kamu Grugier-Hill** on 12/17/17 at N.Y. Giants
- ▶ Sacked Cowboys QB **Dak Prescott** at Dal. (9/27/21)

**2020 SEASON - EAGLES**

- ▶ Posted 64 tackles (34 solo), 5 TFLs, 2.0 sacks, 2 FFs and 1 INT
- ▶ Registered his 1st career INT against Washington QB **Alex Smith** in the fourth quarter of the regular-season finale vs. Was. (1/3/21)
- ▶ Sacked Packers QB **Aaron Rodgers** at GB (12/6/20)
- ▶ Strip-sacked Cowboys QB **Ben DiNucci** for his 1st career sack in the fourth quarter of the 23-9 victory vs. Dal. (11/1/20) ... The fumble was recovered by **Rodney McLeod** and returned 53 yards for a score
- ▶ Forced a fumble on a punt return by Rams WR **Cooper Kupp** that was corralled by **K'Von Wallace** at the LAR 11 with 0:46 remaining in the first half vs. LAR (9/20/20) ... The takeaway set up an Eagles TD drive

**2019 SEASON - EAGLES**

- ▶ Totaled 22 tackles (11 solo) on defense while producing a career-high 8 special teams tackles ... Marked the most special teams tackles by an Eagles rookie since **Kurt Coleman** in 2010 (10) ... Ranked 2nd on the team in special teams snaps (334), behind **Nathan Gerry** (335)
- ▶ Began his debut season as one of two undrafted rookies to make the Eagles' opening day roster (also **Nate Herbig**)

2020 GAME-BY-GAME STATISTICS (PHI)												
Date	Opp		GP/S	Tot	Solo	Sk	Int	PD	FF	FR	Snaps	Pct
Sep 13	at Was	L	1/1	2	1	0.0	0	0	0	0	20	29%
Sep 20	LAR	L	1/1	5	3	0.0	0	0	1	0	29	42%
Sep 27	Cin	T	1/1	3	1	0.0	0	0	0	0	51	71%
Oct 4	at SF	W	1/1	3	3	0.0	0	0	0	0	18	25%
Oct 11	at Pit	L	0/0	RESERVE/INJURED								
Oct 18	Bal	L	0/0	RESERVE/INJURED								
Oct 22	NYG	W	0/0	RESERVE/INJURED								
Nov 1	Dal	W	1/1	12	6	1.0	0	0	1	0	62	78%
Nov 15	at NYG	L	1/1	12	4	0.0	0	0	0	0	53	75%
Nov 22	at Cle	L	1/1	5	4	0.0	0	0	0	0	47	70%
Nov 30	Sea	L	1/1	6	5	0.0	0	0	0	0	49	73%
Dec 6	at GB	L	1/1	2	1	1.0	0	0	0	0	21	34%
Dec 13	NO	W	0/0	INACTIVE								
Dec 20	at Ari	L	1/1	1	1	0.0	0	0	0	0	20	29%
Dec 27	at Dal	L	1/1	6	2	0.0	0	0	0	0	63	90%
Jan 3	Was	L	1/1	7	3	0.0	1	1	0	0	57	90%
<b>Totals</b>			<b>12/12</b>	<b>64</b>	<b>34</b>	<b>2.0</b>	<b>1</b>	<b>1</b>	<b>2</b>	<b>0</b>	<b>490</b>	<b>45%</b>



**COLLEGE HIGHLIGHTS**

- ▶ His 52 starts during his four-year career at Wisconsin were the 2nd-most in school history and 5th-most by a Big Ten player ... Made 367 tackles and led the Badgers in tackles three times (2015, '16, '18) ... Logged 37.5 TFLs, 10 INTs (most ever by a school LB) and 8.0 sacks ... A member of a Badgers senior class that went 42-12 (.778), including a 27-8 (.771) mark in Big Ten play and a 4-0 record in bowl games
- ▶ Garnered All-Big Ten accolades from 2016-18 ... Received All-America recognition and was selected a Butkus Award finalist in 2017 ... Voted the 2016 Goodyear Cotton Bowl Classic Defensive MVP ... Collected Freshman All-America and Big Ten All-Freshman honors in 2015

**PERSONAL**

- ▶ Earned a degree in life sciences communication at Wisconsin
- ▶ A three-sport athlete at Lakes Community High School ... Lettered four years in basketball as a point guard and shooting guard and two years in baseball as a shortstop and center fielder
- ▶ Is the son of Cathy and Vince Edwards ... His brother, Lee Chiakas, was a rugby player at Southern Illinois ... His sister, Mia Edwards, competed in basketball at Edgewood College (Madison, WI)

**TRANSACTIONS**

- ▶ **2019** - Signed by PHI as UDFA ... **10/8/20** - Placed on Reserve/Injured ... **10/31/20** - Activated from Reserve/Injured ... **11/22/21** - Signed by PHI to 1-year contract extension



2019 GAME-BY-GAME STATISTICS (PHI)												
Date	Opp		GP/S	Tot	Solo	Sk	Int	PD	FF	FR	Snaps	Pct
Sep 8	Was	W	1/0	0	0	0.0	0	0	0	0	0	0%
Sep 15	at Atl	L	1/0	0	0	0.0	0	0	0	0	0	0%
Sep 22	Det	L	1/0	0	0	0.0	0	0	0	0	0	0%
Sep 26	at GB	W	1/0	0	0	0.0	0	0	0	0	0	0%
Oct 6	NYJ	W	1/0	0	0	0.0	0	0	0	0	2	3%
Oct 13	at Min	L	1/0	4	4	0.0	0	0	0	0	10	14%
Oct 20	at Dal	L	1/0	3	2	0.0	0	0	0	0	22	31%
Oct 27	at Buf	W	1/1	4	1	0.0	0	0	0	0	15	24%
Nov 3	Chi	W	1/1	3	1	0.0	0	0	0	0	17	38%
Nov 17	NE	L	1/0	1	0	0.0	0	0	0	0	11	15%
Nov 24	Sea	L	1/0	1	0	0.0	0	0	0	0	2	3%
Dec 1	at Mia	L	1/0	0	0	0.0	0	0	0	0	4	6%
Dec 9	NYG	W	1/1	1	1	0.0	0	0	0	0	7	13%
Dec 15	at Was	W	1/0	2	2	0.0	0	0	0	0	8	15%
Dec 22	Dal	W	1/1	2	0	0.0	0	0	0	0	11	18%
Dec 29	at NYG	W	1/0	1	0	0.0	0	0	0	0	6	8%
<b>Totals</b>			<b>16/4</b>	<b>22</b>	<b>11</b>	<b>0.0</b>	<b>0</b>	<b>0</b>	<b>0</b>	<b>0</b>	<b>115</b>	<b>11%</b>
PLAYOFFS												
Jan 5	Sea	L	1/0	1	1	0.0	0	0	0	0	10	16%
<b>Totals</b>			<b>1/0</b>	<b>1</b>	<b>1</b>	<b>0.0</b>	<b>0</b>	<b>0</b>	<b>0</b>	<b>0</b>	<b>10</b>	<b>16%</b>





# JAKE ELLIOTT

KICKER | 4



Height: 5-9 Weight: 167 DOB: Jan. 21, 1995 (Age 27)

NFL Experience: 6th Year (6th with Eagles) Draft: D5a-17 (153rd overall) by CIN Acquired: PS-Cin-17

College: Memphis Hometown (HS): La Grange, IL (Lyons Township)

SUPER BOWL CHAMPION: 2017 (LII) PRO BOWL: 2022

### CAREER STATISTICS

Year	Team	GP	FG-FGA	Pct	0-19	20-29	30-39	40-49	50+	Lg	XP-XPA	Pct	Pts	KO	TB
2017	Philadelphia	15	26-31	83.9	0-0	5-5	4-7	12-13	5-6	61	39-42	92.9	117	83	42
2018	Philadelphia	16	26-31	83.9	0-0	7-7	10-11	7-8	2-5	56	33-35	94.3	111	81	57
2019	Philadelphia	16	22-26	84.6	0-0	7-7	8-8	5-7	2-4	53	35-37	94.6	101	79	52
2020	Philadelphia	16	14-19	73.7	0-0	1-3	6-6	5-5	2-5	54	24-26	92.3	66	70	46
2021	Philadelphia	17	30-33	90.9	0-0	7-7	10-10	10-13	3-3	58	44-44	100.0	134	94	61
<b>Totals</b>		<b>80</b>	<b>118-140</b>	<b>84.3</b>	<b>0-0</b>	<b>27-29</b>	<b>38-42</b>	<b>39-46</b>	<b>14-23</b>	<b>61</b>	<b>175-184</b>	<b>95.1</b>	<b>529</b>	<b>407</b>	<b>258</b>

### PLAYOFFS

2017	Philadelphia	3	7-7	100.0	0-0	2-2	2-2	2-2	1-1	53	7-9	77.8	28	19	13
2018	Philadelphia	2	1-1	100.0	0-0	0-0	0-0	1-1	0-0	43	3-3	100.0	6	7	2
2019	Philadelphia	1	3-3	100.0	0-0	1-1	1-1	1-1	0-0	46	0-0	---	9	4	1
2021	Philadelphia	1	0-0	---	0-0	0-0	0-0	0-0	0-0	--	1-1	100.0	1	2	1
<b>Totals</b>		<b>7</b>	<b>11-11</b>	<b>100.0</b>	<b>0-0</b>	<b>3-3</b>	<b>3-3</b>	<b>4-4</b>	<b>1-1</b>	<b>53</b>	<b>11-13</b>	<b>84.6</b>	<b>44</b>	<b>32</b>	<b>17</b>

### ADDITIONAL STATISTICS

Successful Onside Kicks: 1 - 2017 (1) Punting: 2-77 - 2020 (2-77) Pass Attempts: 1 - 2019 (1)

### CAREER HIGHS

Points	16	11/21/21 vs. NO
FGs	4	3x, last: 12/5/21 at NYJ
FG Attempts	4	5x, last: 12/5/21 at NYJ
Longest FG	61	9/24/17 vs. NYG
Longest Attempt	61	9/24/17 vs. NYG
PATs	6	11/5/17 vs. Den.

**Hobbies:** Golf ... **First job:** Tennis instructor ... **If he could play another sport:** Shortstop, Chicago Cubs ... **Player he models his game after:** Stephen Gostkowski ... **Favorite meal:** Deep dish pizza ... **Favorite quote:** "Success isn't owned. It's rented, and rent is due every day."



### CAREER HIGHLIGHTS

- ▶ Named to his first career **Pro Bowl** appearance following the 2021 season after producing a franchise-record 90.9% FG percentage
- ▶ Recorded the longest FGs (43 and 46 yards) by a rookie in Super Bowl history during the 41-33 win over New England in **Super Bowl LII**
- ▶ Connected on the longest postseason FG (53 yards) in Eagles history during the 2017 NFC Divisional Playoff victory vs. Atlanta (1/13/18)
- ▶ Kicked a game-winning, 61-yard FG (franchise record and NFL rookie record) as time expired in the 27-24 win vs. NYG (9/24/17) ... At the time, the 61-yarder was tied for the 7th-longest FG in NFL history (also tied for the 3rd-longest game-ending FG in league history)

### BIRDSEED

- ▶ Has supported Street Tails Animal Rescue (STAR) through the NFL's *My Cause My Cleats* initiative ... The organization, where Elliott adopted his dog, Willy, is dedicated to helping the homeless, unwanted and abandoned dogs in the Philadelphia area find their forever homes
- ▶ Has also campaigned for the Animal Care & Control Team of Philadelphia, which was where his rescue dog was first taken in as a stray
- ▶ Grew up playing multiple sports and had interest from colleges to play tennis ... Credits tennis with helping his mental toughness for kicking
- ▶ Is a very skilled golfer who qualified for The Philadelphia Open Championship during the summer of 2022 ... The local pro-am tournament is held annually at the Philadelphia Cricket Club-Wissahickon
- ▶ Originally joined the football team at Lyons Township (IL) High School when the head coach pulled him aside after winning a student kicking competition at the school's pep rally



2021 GAME-BY-GAME STATISTICS (PHILADELPHIA)

Date	Opp	FG-FGA	Pct	0-19	20-29	30-39	40-49	50+	Lg	XP-XPA	Pct	Pts	Kick by Kick	
Sep 12	at Atl	W	1-1	100.0	0-0	0-0	0-0	1-1	0-0	43	3-3	100.0	6	(43)
Sep 19	SF	L	1-2	50.0	0-0	0-0	0-0	1-2	0-0	45	0-0	---	3	(45), 47B
Sep 27	at Dal	L	0-0	---	0-0	0-0	0-0	0-0	0-0	--	3-3	100.0	3	---
Oct 3	KC	L	3-3	100.0	0-0	2-2	1-1	0-0	0-0	31	3-3	100.0	12	(29), (25), (31)
Oct 10	at Car	W	2-2	100.0	0-0	0-0	1-1	0-0	1-1	58	1-1	100.0	7	(30), (58)
Oct 14	TB	L	0-1	0.0	0-0	0-0	0-0	0-0	0-0	--	2-2	100.0	2	46WR
Oct 24	at LV	L	0-0	---	0-0	0-0	0-0	0-0	0-0	--	2-2	100.0	2	---
Oct 31	at Det	W	3-3	100.0	0-0	1-1	0-0	2-2	0-0	43	5-5	100.0	14	(43), (26), (41)
Nov 7	LAC	L	1-1	100.0	0-0	1-1	0-0	0-0	0-0	24	3-3	100.0	6	(24)
Nov 14	at Den	W	3-3	100.0	0-0	1-1	1-1	0-0	1-1	52	3-3	100.0	12	(30), (52), (23)
Nov 21	NO	W	4-4	100.0	0-0	0-0	2-2	1-1	1-1	50	4-4	100.0	16	(50), (37), (33), (47)
Nov 28	at NYG	L	0-0	---	0-0	0-0	0-0	0-0	0-0	--	1-1	100.0	1	---
Dec 5	at NYJ	W	4-4	100.0	0-0	0-0	2-2	2-2	0-0	46	3-3	100.0	15	(31), (32), (43), (46)
Dec 21	Was	W	2-2	100.0	0-0	1-1	1-1	0-0	0-0	0-0	3-3	100.0	9	(20), (37)
Dec 26	NYG	W	2-3	66.7	0-0	1-1	1-1	0-1	0-0	37	4-4	100.0	10	41WR, (22), (37)
Jan 2	at Was	W	2-2	100.0	0-0	0-0	0-0	2-2	0-0	42	2-2	100.0	8	(42), (41)
Jan 8	Dal	L	2-2	100.0	0-0	0-0	1-1	1-1	0-0	40	2-2	100.0	8	(38), (40)
<b>Totals</b>			<b>30-33</b>	<b>90.9</b>	<b>0-0</b>	<b>7-7</b>	<b>10-10</b>	<b>10-13</b>	<b>3-3</b>	<b>58</b>	<b>44-44</b>	<b>100.0</b>	<b>134</b>	<b>---</b>

PLAYOFFS

Jan 16	at TB	L	0-0	---	0-0	0-0	0-0	0-0	0-0	--	1-1	100.0	1	---
<b>Totals</b>			<b>0-0</b>	<b>---</b>	<b>0-0</b>	<b>0-0</b>	<b>0-0</b>	<b>0-0</b>	<b>0-0</b>	<b>--</b>	<b>1-1</b>	<b>100.0</b>	<b>1</b>	<b>---</b>

NOTES TO KNOW

- ▶ His 529 career points are the 3rd-most in team history, behind **David Akers** (1,323, 1999-2010) and **Bobby Walston** (881, 1951-62) ... Is the fastest player in Eagles history to reach 500 points (77 games)
- ▶ Owns the 2nd-most career FGs (118) in franchise history, trailing only **David Akers** (294, 1999-2010) ... Has also recorded the 2nd-most 50+ yard FGs (14) ever by an Eagle, behind Akers (15)

2021 SEASON - EAGLES

- ▶ Received his first ever **Pro Bowl** nod after posting a franchise-record 90.9% FG percentage (30-of-33) and connecting on 44-of-44 PATs for a career-high 134 points (6th-most in Eagles single-season history) ... Finished as one of just three NFL kickers to make 90% FGs and 100% PATs, joining **Justin Tucker** (94.6%) and **Younghoe Koo** (93.1%)
- ▶ Including playoffs, finished the year converting 54 of his final 55 kicks (FGs and PATs) for a 98.2% percentage ... Led the NFL with 99 kicking points over the final 11 weeks of the season (Weeks 8-18)
- ▶ Connected on the game-winning, 42-yard FG in the 20-16 win at Was. (1/2/22) ... Booted the 42-yarder with 11:42 remaining in the fourth quarter ... Added a 41-yard FG with 2:25 to go to extend the lead
- ▶ Voted **NFC Special Teams Player of the Month** for the month of November ... Led all NFC kickers with 35 points and 8 FGs, including two 50+ yard FGs ... Became the first Eagle to garner NFC Special Teams Player of the Month honors since **David Akers** in 2010 (November)
- ▶ Recognized as the **NFC Special Teams Player of the Week** for Week 11 after setting a career high with 16 points in the 40-29 win vs. NO (11/21/21) ... Converted 4-of-4 FGs from 50, 37, 33 and 47 yards ... Marked the most points by an Eagles kicker since **Cody Parkey's** franchise-record, 19-point performance on 11/23/14 vs. Tennessee
- ▶ Kicked a 58-yard FG during the 21-18 win at Car. (10/10/21) ... The 58-yarder was the 2nd-longest FG of his career (61 yards on 9/24/17 vs. N.Y. Giants) as well as the 3rd-longest in team history

LONGEST FIELD GOALS

Date	Opponent	Yds
9/24/17	vs. New York Giants (W, 27-24)	61
10/10/21	at Carolina Panthers (W, 21-18)	58
11/11/18	vs. Dallas Cowboys (L, 20-27)	56
9/27/20	vs. Cincinnati Bengals (T, 23-23)	54
10/13/19	at Minnesota Vikings (L, 20-38)	53
1/13/18	vs. Atlanta Falcons (Div.) (W, 15-10)	53
10/1/17	at Los Angeles Chargers (W, 26-24)	53
11/14/21	at Denver Broncos (W, 30-13)	52
12/6/20	at Green Bay Packers (L, 16-30)	52
12/16/18	at Los Angeles Rams (W, 30-23)	51
10/29/17	vs. San Francisco 49ers (W, 33-10)	51
11/21/21	vs. New Orleans Saints (W, 40-29)	50
12/29/19	at New York Giants (W, 34-17)	50
10/23/17	vs. Washington (W, 34-24)	50
10/12/17	at Carolina Panthers (W, 28-23)	50





2020 GAME-BY-GAME STATISTICS (PHILADELPHIA)														
Date	Opp		FG-FGA	Pct	0-19	20-29	30-39	40-49	50+	Lg	XP-XPA	Pct	Pts	Kick by Kick
Sep 13	at Was	L	1-2	50.0	0-0	0-0	1-1	0-0	0-1	38	2-2	100.0	5	(38), 53SH
Sep 20	LAR	L	2-2	100.0	0-0	0-0	2-2	0-0	0-0	38	1-1	100.0	7	(38), (33)
Sep 27	Cin	T	3-3	100.0	0-0	1-1	0-0	1-1	1-1	54	2-2	100.0	11	(27), (42), (54)
Oct 4	at SF	W	1-1	100.0	0-0	0-0	1-1	0-0	0-0	35	2-2	100.0	5	(35)
Oct 11	at Pit	L	0-1	0.0	0-0	0-0	0-0	0-0	0-1	--	3-3	100.0	3	57WR
Oct 18	Bal	L	0-1	0.0	0-0	0-0	0-0	0-0	0-1	--	0-0	---	0	52WR
Oct 22	NYG	W	1-2	50.0	0-0	0-1	1-1	0-0	0-0	31	1-1	100.0	4	(31), 29WL
Nov 1	Dal	W	0-0	---	0-0	0-0	0-0	0-0	0-0	--	1-1	100.0	1	---
Nov 15	at NYG	L	1-1	100.0	0-0	0-0	0-0	1-1	0-0	40	0-0	---	3	(40)
Nov 22	at Cle	L	1-1	100.0	0-0	0-0	0-0	1-1	0-0	43	2-2	100.0	5	(43)
Nov 30	Sea	L	1-1	100.0	0-0	0-0	0-0	1-1	0-0	42	0-1	0.0	3	(42)
Dec 6	at GB	L	1-1	100.0	0-0	0-0	0-0	0-0	1-1	52	1-2	50.0	4	(52)
Dec 13	NO	W	1-2	50.0	0-0	0-1	0-0	1-1	0-0	44	3-3	100.0	6	(44), 22LU
Dec 20	at Ari	L	0-0	---	0-0	0-0	0-0	0-0	0-0	--	2-2	100.0	2	---
Dec 27	at Dal	L	1-1	100.0	0-0	0-0	1-1	0-0	0-0	38	2-2	100.0	5	(38)
Jan 3	Was	L	0-0	---	0-0	0-0	0-0	0-0	0-0	--	2-2	100.0	2	---
<b>Totals</b>			<b>14-19</b>	<b>73.7</b>	<b>0-0</b>	<b>1-3</b>	<b>6-6</b>	<b>5-5</b>	<b>2-5</b>	<b>54</b>	<b>24-26</b>	<b>92.3</b>	<b>66</b>	<b>---</b>

**2020 SEASON - EAGLES**

- ▶ Connected on 14-of-19 FG attempts (73.7%) while also converting 24-of-26 PATs (92.3%) ... Combined for 66 total points

**2019 SEASON - EAGLES**

- ▶ Finished with an 84.6% FG percentage and 94.6% PAT percentage
- ▶ Registered postseason career-high-tying 3 FGs (46, 26 and 38 yards) during the NFC Wild Card Playoff vs. Sea. (1/5/19)
- ▶ Kicked the game-winning FG in the division-clinching victory at NYG (12/29/19) ... Posted a 50-yard FG to break a 17-17 tie in the fourth quarter of the eventual 34-17 win on the road
- ▶ Became the first kicker in Eagles history to start a season with 16 consecutive FGs ... Kicked a career-best 20 straight FGs from 12/23/18-12/1/19, which marked the 2nd-longest streak in franchise history, trailing only **Alex Henery** in 2012 (22)

**2018 SEASON - EAGLES**

- ▶ Totaled 111 points on 26 FGs (83.9%) and 33 PATs (94.3%)
- ▶ With 0:03 remaining in regulation and the Eagles trailing by a 29-30 score, kicked the game-winning, 35-yard FG as time expired to save the team's playoff hopes in a 32-30 victory vs. Hou. (12/23/18)

**2017 SEASON - EAGLES**

- ▶ Registered 117 points and 26 FGs during his rookie season ... Finished with the most 50+ yard FGs (5) and tied **David Akers** in 2004 for the most 40+ yard FGs (17) in single-season franchise history
- ▶ Tallied the longest Super Bowl FGs (43 and 46 yards) ever by a rookie during the 41-33 victory against New England in **Super Bowl LII** ... His 46-yarder gave the Eagles their final score, 41-33, with 1:05 to go
- ▶ Kicked the longest postseason FG (53 yards) in Eagles history during NFC Divisional Playoff victory vs. Atl. (1/13/18) ... Broke the previous mark of 51 yards set by **David Akers** on 1/4/09 at Minnesota
- ▶ Named **NFC Special Teams Player of the Week** after converting a game-winning, 61-yard FG (franchise record and NFL rookie record) as time expired in the 27-24 victory vs. NYG (9/24/17) ... At the time, the 61-yarder was tied for the 7th-longest FG in NFL history (also tied for the 3rd-longest game-ending FG in league history)



**COLLEGE HIGHLIGHTS**

- ▶ Four-time Lou Groza Award semifinalist (top collegiate placekicker), including a finalist in 2015 ... Totaled a school-best 445 career points, topping **Stephen Gostkowski** (369) and **DeAngelo Williams** (362)
- ▶ During his four seasons at Memphis, ranked 2nd among NCAA kickers in points (445), behind **Zane Gonzalez** (492) ... Holds the school record for longest FG (56 yards) and kicked 4 of the 5 longest FGs in program history from 56, 54, 53 and 53 yards

**PERSONAL**

- ▶ Recognized as the AAC Football Scholar-Athlete of the Year following his senior season at Memphis in 2016 ... Also a seven-time Dean's List student and three-time AAC All-Academic honoree

**TRANSACTIONS**

- ▶ **2017** - Drafted by CIN in 5th round (153rd overall) ... **9/2/17** - Waived by CIN ... **9/3/17** - Signed by CIN to practice squad ... **9/12/17** - Signed by PHI from CIN practice squad ... **2/22/19** - Signed by PHI to 1-year contract ... **11/27/19** - Signed by PHI to 5-year contract extension



2019 GAME-BY-GAME STATISTICS (PHILADELPHIA)

Date	Opp		FG-FGA	Pct	0-19	20-29	30-39	40-49	50+	Lg	XP-XPA	Pct	Pts	Kick by Kick
Sep 8	Was	W	1-1	100.0	0-0	1-1	0-0	0-0	0-0	22	3-3	100.0	6	(22)
Sep 15	at Atl	L	2-2	100.0	0-0	0-0	1-1	1-1	0-0	41	0-0	---	6	(34), (41)
Sep 22	Det	L	1-1	100.0	0-0	1-1	0-0	0-0	0-0	25	3-3	100.0	6	(25)
Sep 26	at GB	W	0-0	---	0-0	0-0	0-0	0-0	0-0	--	4-4	100.0	4	---
Oct 6	NYJ	W	1-1	100.0	0-0	1-1	0-0	0-0	0-0	28	4-4	100.0	7	(28)
Oct 13	at Min	L	2-2	100.0	0-0	0-0	0-0	1-1	1-1	53	2-2	100.0	8	(53), (40)
Oct 20	at Dal	L	1-1	100.0	0-0	0-0	1-1	0-0	0-0	38	1-1	100.0	4	(38)
Oct 27	at Buf	W	1-1	100.0	0-0	0-0	1-1	0-0	0-0	37	2-3	66.7	5	(37)
Nov 3	Chi	W	3-3	100.0	0-0	2-2	1-1	0-0	0-0	38	1-2	50.0	10	(28), (28), (38)
Nov 17	NE	L	1-1	100.0	0-0	0-0	0-0	1-1	0-0	42	1-1	100.0	4	(42)
Nov 24	Sea	L	1-1	100.0	0-0	1-1	0-0	0-0	0-0	28	0-0	---	3	(28)
Dec 1	at Mia	L	3-4	75.0	0-0	0-0	1-1	2-3	0-0	48	2-2	100.0	11	(48), (43), 49WL, (37)
Dec 9	NYG	W	1-2	50.0	0-0	0-0	1-1	0-1	0-0	34	2-2	100.0	5	(34), 47WL
Dec 15	at Was	W	1-1	100.0	0-0	1-1	0-0	0-0	0-0	25	4-4	100.0	7	(25)
Dec 22	Dal	W	1-3	33.3	0-0	0-0	1-1	0-0	0-2	36	2-2	100.0	5	(36), 53WR, 55WL
Dec 29	at NYG	W	2-2	100.0	0-0	0-0	1-1	0-0	1-1	50	4-4	100.0	10	(31), (50)
<b>Totals</b>			<b>22-26</b>	<b>84.6</b>	<b>0-0</b>	<b>7-7</b>	<b>8-8</b>	<b>5-7</b>	<b>2-4</b>	<b>53</b>	<b>35-37</b>	<b>94.6</b>	<b>101</b>	<b>---</b>
<b>PLAYOFFS</b>														
Jan 5	Sea	L	3-3	100.0	0-0	1-1	1-1	1-1	0-0	46	0-0	---	9	(46), (26), (38)
<b>Totals</b>			<b>3-3</b>	<b>100.0</b>	<b>0-0</b>	<b>1-1</b>	<b>1-1</b>	<b>1-1</b>	<b>0-0</b>	<b>46</b>	<b>0-0</b>	<b>---</b>	<b>9</b>	<b>---</b>

2018 GAME-BY-GAME STATISTICS (PHILADELPHIA)

Date	Opp		FG-FGA	Pct	0-19	20-29	30-39	40-49	50+	Lg	XP-XPA	Pct	Pts	Kick by Kick
Sep 6	Atl	W	1-1	100.0	0-0	1-1	0-0	0-0	0-0	26	1-1	100.0	4	(26)
Sep 16	at TB	L	0-1	0.0	0-0	0-0	0-0	0-1	0-0	--	3-3	100.0	3	42RU
Sep 23	Ind	W	2-3	66.7	0-0	1-1	1-1	0-0	0-1	33	2-2	100.0	8	55WL, (33), (24)
Sep 30	at Ten	L	3-3	100.0	0-0	1-1	2-2	0-0	0-0	37	2-2	100.0	11	(27), (30), (37)
Oct 7	Min	L	2-2	100.0	0-0	1-1	1-1	0-0	0-0	30	1-1	100.0	7	(30), (28)
Oct 11	at NYG	W	2-3	66.7	0-0	0-0	2-2	0-0	0-1	33	4-4	100.0	10	(33), 54WR, (30)
Oct 21	Car	L	1-2	50.0	0-0	0-0	0-1	1-1	0-0	46	2-2	100.0	5	36WR, (46)
Oct 28	at Jax	W	1-1	100.0	0-0	0-0	1-1	0-0	0-0	31	3-3	100.0	6	(31)
Nov 11	Dal	L	2-2	100.0	0-0	1-1	0-0	0-0	1-1	56	2-2	100.0	8	(56), (26)
Nov 18	at NO	L	0-0	---	0-0	0-0	0-0	0-0	0-0	--	1-1	100.0	1	---
Nov 25	NYG	W	3-3	100.0	0-0	1-1	0-0	2-2	0-0	43	0-0	---	9	(42), (28), (43)
Dec 3	Was	W	2-2	100.0	0-0	0-0	0-0	2-2	0-0	46	2-2	100.0	8	(46), (44)
Dec 9	at Dal	L	1-1	100.0	0-0	1-1	0-0	0-0	0-0	26	2-3	66.7	5	(26)
Dec 16	at LAR	W	3-4	75.0	0-0	0-0	1-1	1-1	1-2	51	3-3	100.0	12	(51), (34), (40), 53WR
Dec 23	Hou	W	2-2	100.0	0-0	0-0	1-1	1-1	0-0	47	2-3	66.7	8	(47), (35)
Dec 30	at Was	W	1-1	100.0	0-0	0-0	1-1	0-0	0-0	33	3-3	100.0	6	(33)
<b>Totals</b>			<b>26-31</b>	<b>83.9</b>	<b>0-0</b>	<b>7-7</b>	<b>10-11</b>	<b>7-8</b>	<b>2-5</b>	<b>56</b>	<b>33-35</b>	<b>94.3</b>	<b>111</b>	<b>---</b>
<b>PLAYOFFS</b>														
Jan 6	at Chi	W	1-1	100.0	0-0	0-0	0-0	1-1	0-0	43	1-1	100.0	4	(43)
Jan 13	at NO	L	0-0	---	0-0	0-0	0-0	0-0	0-0	--	2-2	100.0	2	---
<b>Totals</b>			<b>1-1</b>	<b>100.0</b>	<b>0-0</b>	<b>0-0</b>	<b>0-0</b>	<b>1-1</b>	<b>0-0</b>	<b>43</b>	<b>3-3</b>	<b>100.0</b>	<b>6</b>	<b>---</b>



2017 GAME-BY-GAME STATISTICS (CINCINNATI & PHILADELPHIA)

Date	Opp		FG-FGA	Pct	0-19	20-29	30-39	40-49	50+	Lg	XP-XPA	Pct	Pts	Kick by Kick
Sep 10	Bal	L	BENGALS PRACTICE SQUAD											
SIGNED BY EAGLES FROM BENGALS PRACTICE SQUAD (9/12/17)														
Sep 17	at KC	L	2-3	66.7	0-0	0-0	1-2	1-1	0-0	40	2-2	100.0	8	(34), 30WL, (40)
Sep 24	NYG	W	2-3	66.7	0-0	0-0	0-0	1-1	1-2	61	3-3	100.0	9	52WL, (46), (61)
Oct 1	at LAC	W	4-4	100.0	0-0	0-0	0-0	3-3	1-1	53	2-2	100.0	14	(45), (40), (53), (47)
Oct 8	Ari	W	2-2	100.0	0-0	1-1	1-1	0-0	0-0	36	4-4	100.0	10	(36), (28)
Oct 12	at Car	W	2-2	100.0	0-0	0-0	0-0	1-1	1-1	50	2-2	100.0	8	(50), (48)
Oct 23	Was	W	2-3	66.7	0-0	0-0	0-0	1-2	1-1	50	4-4	100.0	10	(50), (42), 45RU
Oct 29	SF	W	2-2	100.0	0-0	0-0	0-0	1-1	1-1	51	1-3	33.3	7	(40), (51)
Nov 5	Den	W	1-1	100.0	0-0	0-0	0-0	1-1	0-0	45	6-7	85.7	9	(45)
Nov 19	at Dal	W	0-1	0.0	0-0	0-0	0-1	0-0	0-0	--	1-1	100.0	1	34WR
Nov 26	Chi	W	1-1	100.0	0-0	0-0	0-0	1-1	0-0	45	4-4	100.0	7	(45)
Dec 3	at Sea	L	1-1	100.0	0-0	1-1	0-0	0-0	0-0	26	1-1	100.0	4	(26)
Dec 10	at LAR	W	3-3	100.0	0-0	1-1	1-1	1-1	0-0	41	4-4	100.0	13	(22), (41), (33)
Dec 17	at NYG	W	2-2	100.0	0-0	2-2	0-0	0-0	0-0	28	4-4	100.0	10	(28), (20)
Dec 25	Oak	W	2-3	66.7	0-0	0-0	1-2	1-1	0-0	48	1-1	100.0	7	33WR, (35), (48)
Dec 31	Dal	L	0-0	---	0-0	0-0	0-0	0-0	0-0	--	0-0	---	0	---
<b>Totals</b>			<b>26-31</b>	<b>83.9</b>	<b>0-0</b>	<b>5-5</b>	<b>4-7</b>	<b>12-13</b>	<b>5-6</b>	<b>61</b>	<b>39-42</b>	<b>92.9</b>	<b>117</b>	<b>---</b>
<b>PLAYOFFS</b>														
Jan 13	Atl	W	3-3	100.0	0-0	1-1	1-1	0-0	1-1	53	0-1	0.0	9	(53), (37), (21)
Jan 21	Min	W	1-1	100.0	0-0	0-0	1-1	0-0	0-0	38	5-5	100.0	8	(38)
Feb 4	at NE	W	3-3	100.0	0-0	1-1	0-0	2-2	0-0	46	2-3	66.7	11	(25), (42), (46)
<b>Totals</b>			<b>7-7</b>	<b>100.0</b>	<b>0-0</b>	<b>2-2</b>	<b>2-2</b>	<b>2-2</b>	<b>1-1</b>	<b>53</b>	<b>7-9</b>	<b>77.8</b>	<b>28</b>	<b>---</b>



# CHRISTIAN ELLISS

LINEBACKER | 53



**Height:** 6-3 **Weight:** 231 **DOB:** Jan. 2, 1999 (Age 23)

**NFL Experience:** 1st Year (1st with Eagles) **Draft:** UDFA-21 by MIN **Acquired:** FA-21

**College:** Idaho **Hometown (HS):** Highlands Ranch, CO (Valor Christian)

## CAREER STATISTICS

Year	Team	GP/S	TACKLES				PASS RUSH			INTERCEPTIONS					FUMBLES		DEF SNAPS	
			Total	Solo	Asst	TFL	Sacks	QBH	QBP	Int	Yds	Lg	TD	PD	FF	FR	No	Pct
2021	Philadelphia	1/0	3	2	1	0	0.0	0	0	0	0	--	0	0	0	0	7	1%
<b>Totals</b>		<b>1/0</b>	<b>3</b>	<b>2</b>	<b>1</b>	<b>0</b>	<b>0.0</b>	<b>0</b>	<b>0</b>	<b>0</b>	<b>0</b>	<b>--</b>	<b>0</b>	<b>0</b>	<b>0</b>	<b>0</b>	<b>---</b>	<b>---</b>

## CAREER HIGHS

<b>Tackles</b>	3	1/8/22 vs. Dal.
<b>Sacks</b>	--	---
<b>INTs</b>	--	---
<b>PDs</b>	--	---
<b>FFs</b>	--	---
<b>FRs</b>	--	---

## BIRDSEED

- ▶ Is the third oldest of 12 children ... His brothers, Kaden and Noah, also played at Idaho and are now in the NFL ... Kaden, a LB, was selected by the Saints in the 7th round of the 2019 NFL Draft ... Noah, a DT, was signed by the Eagles as a UDFA during the 2022 offseason
- ▶ His father, Luther, was a 1st-round draft pick by Detroit in 1995 and a two-time Pro Bowl DL who spent nine years in the NFL with the Lions and Broncos ... Also later worked as a team chaplain with Denver

## 2021 SEASON - EAGLES & 49ERS

- ▶ Totaled 3 tackles (2 solo) in his NFL debut vs. Dal. (1/8/22)

## COLLEGE HIGHLIGHTS

- ▶ Finished his Idaho career with 266 tackles (136 solo), 21 TFLs, 8 PDs, 4.5 sacks, 2 INTs, 2 FFs and 1 FR ... Voted first-team All-Big Sky as a junior and senior, leading the Vandals with 104 tackles, 12.5 TFLs and 4.5 sacks in 2019 ... Also named third-team All-Big Sky in 2018

## PERSONAL

- ▶ Has been a high school star in two states, attending Judge Memorial Catholic (Salt Lake City, UT) and Valor Christian (Highlands Ranch, CO) High Schools ... Named South Metro Co-Defensive Player of the Year as a senior, doubling on offense with 12 receptions for 337 yards and 30 carries for 226 yards ... Also caught a 61-yard TD and logged an INT in the state title game ... Selected to play in the 2017 Polynesian Bowl ... Moved to Colorado when his father re-joined the Broncos

## TRANSACTIONS

- ▶ **2021** - Signed by MIN as UDFA ... **8/23/21** - Waived by MIN ... **9/9/21** - Signed by PHI to practice squad ... **10/6/21** - Released by PHI from practice squad ... **10/11/21** - Signed by PHI to practice squad ... **10/18/21** - Released by PHI from practice squad ... **10/29/21** - Signed by SF to practice squad ... **11/5/21** - Released by SF to practice squad ... **11/24/21** - Signed by PHI to practice squad ... **1/8/22** - Elevated by PHI from practice squad as COVID-19 replacement for Week 18 vs. Dallas ... **1/18/22** - Signed by PHI to reserve/future contract



**Nickname:** Family members call him Buddha ... **Hobbies:** Video games, hunting, fishing, four-wheeling, and snowmobiling ... **Bucket list:** Minister around the world and travel to Europe ... **Desired talent:** Piano ... **Suprisingly good at:** Can play the ukulele ... **Favorite player growing up:** Troy Polamalu ... **Favorite movies:** All Disney movies ... **Favorite food:** Polynesian food ... **Favorite quote:** John 3:16-21





2021 GAME-BY-GAME STATISTICS (PHI & SF)												
Date	Opp	GP/S	Tot	Solo	Sk	Int	PD	FF	FR	Snaps	Pct	
Sep 12	at Atl	W	---	EAGLES PRACTICE SQUAD								
Sep 19	SF	L	---	EAGLES PRACTICE SQUAD								
Sep 27	at Dal	L	---	EAGLES PRACTICE SQUAD								
Oct 3	KC	L	---	EAGLES PRACTICE SQUAD								
RELEASED BY EAGLES FROM PS (10/6/21); SIGNED BY EAGLES TO PS (10/11/21)												
Oct 14	TB	L	---	EAGLES PRACTICE SQUAD								
RELEASED BY EAGLES FROM PS (10/18/21); SIGNED BY 49ERS TO PS (10/29/21)												
Oct 31	at Chi	W	---	49ERS PRACTICE SQUAD								
RELEASED BY 49ERS FROM PRACTICE SQUAD (11/5/21)												
NOT ON NFL ROSTER												
SIGNED BY EAGLES TO PRACTICE SQUAD (11/24/21)												
Nov 28	at NYG	L	---	EAGLES PRACTICE SQUAD								
Dec 5	at NYJ	W	---	EAGLES PRACTICE SQUAD								
Dec 21	Was	W	---	EAGLES PRACTICE SQUAD								
Dec 26	NYG	W	---	EAGLES PRACTICE SQUAD								
Jan 2	at Was	W	---	EAGLES PRACTICE SQUAD								
Jan 8	Dal	L	1/0	3	2	0.0	0	0	0	0	7	11%
<b>Totals</b>			<b>1/0</b>	<b>3</b>	<b>2</b>	<b>0.0</b>	<b>0</b>	<b>0</b>	<b>0</b>	<b>0</b>	<b>7</b>	<b>1%</b>
PLAYOFFS												
Jan 16	at TB	L	---	EAGLES PRACTICE SQUAD								
<b>Totals</b>			<b>0/0</b>	<b>0</b>	<b>0</b>	<b>0.0</b>	<b>0</b>	<b>0</b>	<b>0</b>	<b>0</b>	<b>0</b>	<b>0%</b>





# NOAH ELLISS

DEFENSIVE TACKLE | 61



**Height:** 6-4 **Weight:** 346 **DOB:** March 31, 1999 (Age 23)  
**NFL Experience:** Rookie (1st with Eagles) **Draft:** UDFA-22 by PHI  
**College:** Idaho **Hometown (HS):** Highlands Ranch, CO (Valor Christian)

### COLLEGE STATISTICS

Year	College	GP/S	TACKLES				PASS RUSH			INTERCEPTIONS					FUMBLES		DEF SNAPS	
			Total	Solo	Asst	TFL	Sacks	QBH	QBP	Int	Yds	Lg	TD	PD	FF	FR	No	Pct
2019	Idaho	5/4	11	3	8	0.5	0.0	---	---	0	0	--	0	0	0	0	---	---
2020	Idaho	6/3	18	5	13	1.5	1.0	---	---	0	0	--	0	0	0	0	---	---
2021	Idaho	10/8	46	22	24	6.5	1.0	---	---	0	0	--	0	3	0	1	---	---
<b>Totals</b>		<b>21/15</b>	<b>75</b>	<b>30</b>	<b>45</b>	<b>8.5</b>	<b>2.0</b>	---	---	<b>0</b>	<b>0</b>	--	<b>0</b>	<b>3</b>	<b>0</b>	<b>1</b>	---	---



#### BIRDSEED

- ▶ Is one of 12 children ... His older brothers, Kaden and Noah, are also in the NFL ... Kaden, a LB, was selected by the Saints in the 7th round of the 2019 NFL Draft ... Christian, a LB, was signed by the Vikings as a UDFA in 2021 and is currently a member of the Eagles
- ▶ His father, Luther, was a 1st-round draft pick by Detroit in 1995 and a two-time Pro Bowl DL who spent nine years in the NFL with the Lions and Broncos ... Also later worked as a team chaplain with Denver

#### COLLEGE HIGHLIGHTS

- ▶ Saw action in 21 games (15 starts) over three seasons at Idaho (2019-21), posting 75 tackles (30 solo), 8.5 TFLs, 3 PDs, 2.0 sacks and 1 FR
- ▶ Named All-Big Sky honorable mention after recording 46 tackles (22 solo), 6.5 TFLs, 3 PDs, 1.0 sack and 1 FR in 2021 ... Totaled 18 tackles with 1.5 TFLs and 1.0 sack during the 2020 campaign, which was held in the spring of 2021 due to the COVID-19 pandemic ... Finished with 11 tackles during his debut season with the Vandals in 2019

#### PERSONAL

- ▶ Attended Valor Christian (CO) High School, where he was rated a four-star prospect by ESPN, Scout and Rivals ... Helped lead his team to back-to-back 5A state titles as a junior and senior, combining for 104 tackles, 27 TFLs and 11.5 sacks during those seasons

#### TRANSACTIONS

- ▶ **2022** - Signed by PHI as a UDFA



# MARCUS EPPS

SAFETY | 22



Height: 6-0 Weight: 191 DOB: Jan. 27, 1996 (Age 26)

NFL Experience: 4th Year (4th with Eagles) Draft: D6b-19 (191st overall) by MIN Acquired: W-Min-19

College: Wyoming Hometown (HS): Huntington Beach, CA (Edison)

## CAREER STATISTICS

Year	Team	GP/S	TACKLES				PASS RUSH			INTERCEPTIONS					FUMBLES		DEF SNAPS	
			Total	Solo	Asst	TFL	Sacks	QBH	QBP	Int	Yds	Lg	TD	PD	FF	FR	No	Pct
2019	Minnesota	8/0	1	1	0	0	0.0	0	0	0	0	--	0	0	0	0	12	2%
	Philadelphia	7/0	5	4	1	0	0.0	0	0	0	0	--	0	0	0	0	99	10%
	<i>Totals</i>	<i>15/0</i>	<i>6</i>	<i>5</i>	<i>1</i>	<i>0</i>	<i>0.0</i>	<i>0</i>	<i>0</i>	<i>0</i>	<i>0</i>	<i>--</i>	<i>0</i>	<i>0</i>	<i>0</i>	<i>0</i>	<i>---</i>	<i>---</i>
2020	Philadelphia	14/5	38	30	8	0	0.0	0	0	2	0	0	0	4	0	0	363	33%
2021	Philadelphia	16/3	56	36	20	0	0.0	0	0	1	0	0	0	5	0	0	506	45%
<b>Totals</b>		<b>45/8</b>	<b>100</b>	<b>71</b>	<b>29</b>	<b>0</b>	<b>0.0</b>	<b>0</b>	<b>0</b>	<b>3</b>	<b>0</b>	<b>0</b>	<b>0</b>	<b>9</b>	<b>0</b>	<b>0</b>	<b>---</b>	<b>---</b>

## PLAYOFFS

2019	Philadelphia	1/0	3	2	1	0	0.0	0	0	0	0	--	0	0	0	0	13	20%
2021	Philadelphia	1/0	3	1	2	0	0.0	0	0	0	0	--	0	0	0	0	32	44%
<b>Totals</b>		<b>2/0</b>	<b>6</b>	<b>3</b>	<b>3</b>	<b>0</b>	<b>0.0</b>	<b>0</b>	<b>0</b>	<b>0</b>	<b>0</b>	<b>--</b>	<b>0</b>	<b>0</b>	<b>0</b>	<b>0</b>	<b>---</b>	<b>---</b>

## ADDITIONAL STATISTICS

Special Teams Tackles: 15 - 2020 (9), 2021 (6) Postseason Special Teams Tackles: 1 - 2021 (1)

## CAREER HIGHS

Tackles	11	10/24/21 at LV
Sacks	--	---
INTs	1	3x, last: 12/5/21 at NYJ
PDs	2	12/20/20 at Ari.
FFs	--	---
FRs	--	---

**First job:** "Helping my grandma around the office. She was a lawyer."  
 ... **Bucket list:** Traveling around Europe ... **Biggest pet peeve:** When people chew with their mouth open ... **Favorite meal:** Mexican food, burrito ... **Favorite music/artists:** "Rap, hip-hop, Nipsey Hussle, Kendrick Lamar - West Coast guys." ... **Favorite athletes growing up:** Troy Polamalu and LeBron James ... **Moment left starstruck:** "Any time I saw a pro athlete when I was younger."



## BIRDSEED

- ▶ Embarked on his first business venture by opening a gym - EBS Performance and Fitness - with his longtime trainer, Karif Byrd, in Costa Mesa, CA, in 2021 ... Has trained with Byrd, who he affectionately refers to as his 'uncle,' for over 10 years and credits him as being one of the reasons why he was able to walk on at Wyoming ... The facility includes 5,000 square feet of gym space and a turf field and offers sports performance, personal training, and group fitness programs
- ▶ Previously supported Minding Your Mind through the NFL's *My Cause My Cleats* initiative ... The organization is dedicated to ending stigmas and destructive behaviors associated with mental health challenges by using the power of storytelling to inspire and educate

## 2021 SEASON - EAGLES

- ▶ Produced career highs with 56 tackles (36 solo) and 5 PDs, including 1 INT ... Also ranked 3rd on the Eagles with 6 special teams tackles, trailing only **Shaun Bradley** (11) and **Alex Singleton** (7)
- ▶ Picked off Jets QB **Zach Wilson** in the 33-18 win at NYJ (12/5/21)
- ▶ Totaled a career-high 11 tackles at LV (10/24/21)

## 2020 SEASON - EAGLES

- ▶ Registered 38 tackles (30 solo), 4 PDs and a career-high 2 INTs during his first full season with the Eagles ... Ranked 2nd on the team with a career-high 9 special teams tackles, behind **Rudy Ford** (11)
- ▶ Intercepted QB **Alex Smith** in the third quarter vs. Was. (1/3/21)
- ▶ Recorded his 1st career INT against Cardinals QB **Kyler Murray** in the end zone at Ari. (12/20/20) ... The takeaway helped set up the Eagles' game-tying TD drive late in the third quarter



2021 GAME-BY-GAME STATISTICS (PHI)														
Date	Opp		GP/S	Tot	Solo	Sk	Int	PD	FF	FR	Snaps	Pct		
Sep 12	at Atl	W	1/1	2	1	0.0	0	0	0	0	8	11%		
Sep 19	SF	L	1/0	2	1	0.0	0	0	0	0	32	46%		
Sep 27	at Dal	L	1/0	4	2	0.0	0	1	0	0	67	87%		
Oct 3	KC	L	1/0	2	2	0.0	0	0	0	0	19	28%		
Oct 10	at Car	W	1/0	8	5	0.0	0	0	0	0	20	28%		
Oct 14	TB	L	1/0	3	2	0.0	0	0	0	0	32	43%		
Oct 24	at LV	L	1/1	11	5	0.0	0	0	0	0	66	100%		
Oct 31	at Det	W	1/1	9	7	0.0	0	1	0	0	62	100%		
Nov 7	LAC	L	1/0	2	2	0.0	0	0	0	0	26	38%		
Nov 14	at Den	W	1/0	1	1	0.0	0	1	0	0	20	34%		
Nov 21	NO	W	1/0	1	1	0.0	0	0	0	0	25	38%		
Nov 28	at NYG	L	1/0	0	0	0.0	0	0	0	0	14	23%		
Dec 5	at NYJ	W	1/0	4	2	0.0	1	1	0	0	34	58%		
Dec 21	Was	W	1/0	3	3	0.0	0	0	0	0	17	31%		
Dec 26	NYG	W	1/0	2	0	0.0	0	1	0	0	47	62%		
Jan 2	at Was	W	1/0	2	2	0.0	0	0	0	0	17	27%		
Jan 8	Dal	L	0/0	RESERVE/COVID-19										
<b>Totals</b>			<b>16/3</b>	<b>56</b>	<b>36</b>	<b>0.0</b>	<b>1</b>	<b>5</b>	<b>0</b>	<b>0</b>	<b>506</b>	<b>45%</b>		
PLAYOFFS														
Jan 16	at TB	L	1/0	3	1	0.0	0	0	0	0	32	44%		
<b>Totals</b>			<b>1/0</b>	<b>3</b>	<b>1</b>	<b>0.0</b>	<b>0</b>	<b>0</b>	<b>0</b>	<b>0</b>	<b>32</b>	<b>44%</b>		

2019 GAME-BY-GAME STATISTICS (MIN & PHI)														
Date	Opp		GP/S	Tot	Solo	Sk	Int	PD	FF	FR	Snaps	Pct		
Sep 8	Atl	W	1/0	0	0	0.0	0	0	0	0	1	1%		
Sep 15	at GB	L	1/0	0	0	0.0	0	0	0	0	0	0%		
Sep 22	Oak	W	1/0	1	1	0.0	0	0	0	0	8	14%		
Sep 29	at Chi	L	1/0	0	0	0.0	0	0	0	0	0	0%		
Oct 6	at NYG	W	1/0	0	0	0.0	0	0	0	0	0	0%		
Oct 13	Phi	W	1/0	0	0	0.0	0	0	0	0	3	5%		
Oct 20	at Det	W	1/0	0	0	0.0	0	0	0	0	0	0%		
Oct 24	Was	W	1/0	0	0	0.0	0	0	0	0	0	0%		
Nov 3	at KC	L	0/0	INACTIVE										
WAIVED BY VIKINGS (11/6/19); CLAIMED OFF WAIVERS BY EAGLES (11/7/19)														
Nov 17	NE	L	1/0	0	0	0.0	0	0	0	0	0	0%		
Nov 24	Sea	L	1/0	0	0	0.0	0	0	0	0	2	26%		
Dec 1	at Mia	L	1/0	0	0	0.0	0	0	0	0	4	6%		
Dec 9	NYG	W	1/0	0	0	0.0	0	0	0	0	16	31%		
Dec 15	at Was	W	1/0	1	1	0.0	0	0	0	0	13	25%		
Dec 22	Dal	W	1/0	0	0	0.0	0	0	0	0	16	26%		
Dec 29	at NYG	W	1/0	4	3	0.0	0	0	0	0	33	45%		
<b>Totals</b>			<b>15/0</b>	<b>6</b>	<b>5</b>	<b>0.0</b>	<b>0</b>	<b>0</b>	<b>0</b>	<b>0</b>	<b>---</b>	<b>---</b>		
PLAYOFFS														
Jan 5	Sea	L	1/0	3	2	0.0	0	0	0	0	13	20%		
<b>Totals</b>			<b>1/0</b>	<b>3</b>	<b>2</b>	<b>0.0</b>	<b>0</b>	<b>0</b>	<b>0</b>	<b>0</b>	<b>13</b>	<b>20%</b>		

2020 GAME-BY-GAME STATISTICS (PHI)														
Date	Opp		GP/S	Tot	Solo	Sk	Int	PD	FF	FR	Snaps	Pct		
Sep 13	at Was	L	1/0	1	1	0.0	0	0	0	0	3	4%		
Sep 20	LAR	L	1/1	5	3	0.0	0	0	0	0	16	23%		
Sep 27	Cin	T	1/0	0	0	0.0	0	1	0	0	8	11%		
Oct 4	at SF	W	1/0	7	4	0.0	0	0	0	0	44	60%		
Oct 11	at Pit	L	1/1	1	1	0.0	0	0	0	0	54	72%		
Oct 18	Bal	L	0/0	INACTIVE										
Oct 22	NYG	W	1/0	0	0	0.0	0	0	0	0	0	0%		
Nov 1	Dal	W	1/0	1	1	0.0	0	0	0	0	16	20%		
Nov 15	at NYG	L	0/0	RESERVE/COVID-19										
Nov 22	at Cle	L	1/0	0	0	0.0	0	0	0	0	2	3%		
Nov 30	Sea	L	1/0	1	1	0.0	0	0	0	0	3	4%		
Dec 6	at GB	L	1/0	2	2	0.0	0	0	0	0	11	18%		
Dec 13	NO	W	1/0	2	2	0.0	0	0	0	0	35	55%		
Dec 20	at Ari	L	1/1	7	7	0.0	1	2	0	0	68	100%		
Dec 27	at Dal	L	1/1	7	6	0.0	0	0	0	0	40	57%		
Jan 3	Was	L	1/1	4	2	0.0	1	1	0	0	63	100%		
<b>Totals</b>			<b>14/5</b>	<b>38</b>	<b>30</b>	<b>0.0</b>	<b>2</b>	<b>4</b>	<b>0</b>	<b>0</b>	<b>363</b>	<b>33%</b>		



**2019 SEASON - VIKINGS & EAGLES**

- ▶ Between stints with Minnesota and Philadelphia during his rookie year, combined for 6 tackles (5 solo) over 111 defensive snaps

**COLLEGE HIGHLIGHTS**

- ▶ Started 50 career games at Wyoming after originally joining the team as a walk-on ... Voted a captain during the 2016-18 seasons and was a named a finalist for the 2018 Burlsworth Trophy, given to the nation's top walk-on ... Finished with 325 tackles, 31 PDs and 9 INTs

**PERSONAL**

- ▶ He and his wife, Megan, have a son, Braxton
- ▶ Played both sides of the ball at Edison (CA) High School ... Recorded 3 INTs and caught 20 passes for 283 yards as a senior
- ▶ Majored in communication studies while at Wyoming

**TRANSACTIONS**

- ▶ **2019** - Drafted by MIN in 6th round (191st overall) ... **11/6/19** - Waived by MIN ... **11/7/19** - Claimed off waivers by PHI ... **11/5/20** - Placed on Reserve/COVID-19 ... **11/18/20** - Activated from Reserve/COVID-19 ... **1/3/22** - Placed on Reserve/COVID-19 ... **1/10/22** - Activated from Reserve/COVID-19



# ALI FAYAD

LINEBACKER | 59

(pronounced ah-LEE FYE-ed)

**Height:** 6-2 **Weight:** 250 **DOB:** May 12, 1999 (Age 23)  
**NFL Experience:** Rookie (1st with Eagles) **Draft:** UDFA-22 by PHI  
**College:** Western Michigan **Hometown (HS):** Dearborn, MI (Dearborn)



## COLLEGE STATISTICS

Year	College	GP/S	TACKLES				PASS RUSH			INTERCEPTIONS					FUMBLES		DEF SNAPS	
			Total	Solo	Asst	TFL	Sacks	QBH	QBP	Int	Yds	Lg	TD	PD	FF	FR	No	Pct
2017	Western Michigan	12/3	20	15	5	5.5	2.5	---	---	0	0	--	0	0	0	1	---	---
2018	Western Michigan	13/12	34	21	13	12	7.5	---	---	0	0	--	0	0	4	1	---	---
2019	Western Michigan	13/13	53	25	28	15	6.5	---	---	0	0	--	0	1	4	1	---	---
2020	Western Michigan	4/4	17	10	7	6	4.0	---	---	0	0	--	0	0	1	0	---	---
2021	Western Michigan	12/12	39	27	12	17.5	13.0	---	---	0	0	--	0	1	2	1	---	---
<b>Totals</b>		<b>54/44</b>	<b>159</b>	<b>94</b>	<b>65</b>	<b>55</b>	<b>33.5</b>	---	---	<b>0</b>	<b>0</b>	--	<b>0</b>	<b>2</b>	<b>11</b>	<b>4</b>	---	---



## COLLEGE HIGHLIGHTS

- ▶ Played collegiately at Western Michigan (2017-21), where he recorded the 3rd-most sacks (33.5), TFLs (55) and FFs (11) in program history ... Also posted 159 tackles (94 solo) with 4 FRs in 54 games (44 starts) ... Contributed to four winning seasons and three bowl appearances
- ▶ Earned first-team All-MAC honors and was voted the MAC Defensive Player of the Year in 2021 after totaling 39 tackles (27 solo), 17.5 TFLs, 13.0 sacks (T-5th in Broncos history), 2 FFs and 1 FR in 12 starts
- ▶ Logged 53 tackles (25 solo) with 15 TFLs, 6.5 sacks and 4 FFs over 13 starts en route to second-team All-MAC accolades in 2019

## PERSONAL

- ▶ Attended Dearborn (MI) High School ... Registered 60 tackles, 22 TFLs and 17.0 sacks as a senior ... Selected to the *Detroit Free Press* First Team, *Detroit News* All-Metro Team, and *Associated Press* All-State Team after leading Dearborn to a division championship
- ▶ Majored in recreation sport management in college
- ▶ Is the son of Jennifer and Mohamed Fayad

## TRANSACTIONS

- ▶ **2022** - Signed by PHI as a UDFA



# KENNETH GAINWELL

RUNNING BACK | 14



**Height:** 5-9 **Weight:** 200 **DOB:** March 14, 1999 (Age 23)  
**NFL Experience:** 2nd Year (2nd with Eagles) **Draft:** D5-21 (150th overall) by PHI  
**College:** Memphis **Hometown (HS):** Yazoo City, MS (Yazoo County)

## CAREER STATISTICS

			RUSHING					RECEIVING					OFF SNAPS		
Year	Team	GP/S	Att	Yds	Avg	Lg	TD	Rec	Yds	Avg	Lg	TD	TYS	No	Pct
2021	Philadelphia	16/1	68	291	4.3	18t	5	33	253	7.7	19	1	544	298	27%
<b>Totals</b>		<b>16/1</b>	<b>68</b>	<b>291</b>	<b>4.3</b>	<b>18t</b>	<b>5</b>	<b>33</b>	<b>253</b>	<b>7.7</b>	<b>19</b>	<b>1</b>	<b>544</b>	---	---

## PLAYOFFS

2021	Philadelphia	1/0	1	6	6.0	6	0	5	49	9.8	20	1	55	25	38%
<b>Totals</b>		<b>1/0</b>	<b>1</b>	<b>6</b>	<b>6.0</b>	<b>6</b>	<b>0</b>	<b>5</b>	<b>49</b>	<b>9.8</b>	<b>20</b>	<b>1</b>	<b>55</b>	---	---

## ADDITIONAL STATISTICS

**Fumbles/Lost:** 2/1 - 2021 (2/1) **Kickoff Returns:** 8-137 - 2021 (8-137) **Postseason Kickoff Returns:** 3-57 - 2021 (3-57) **Postseason Fumble Recoveries:** 1 - 2021 (1)

## CAREER HIGHS

<b>Rush Attempts</b>	13	10/31/21 at Det.
<b>Rushing Yards</b>	78	1/8/22 vs. Dal.
<b>Rushing Long</b>	18t	2x, last: 1/8/22 vs. Dal
<b>Rushing TDs</b>	1	5x, last: 1/8/22 vs. Dal
<b>Receptions</b>	6	10/3/21 vs. KC
<b>Receiving Yards</b>	58	10/3/21 vs. KC
<b>Receiving Long</b>	19	9/27/21 at Dal.
<b>Receiving TDs</b>	1	10/24/21 at LV
<b>Scrimmage Yards</b>	89	10/3/21 vs. KC
<b>Offensive TDs</b>	1	6x, last: 1/8/22 vs. Dal

**Nicknames:** Kenny, Kenny G and Iceman ... **Hobbies:** Fishing ... **Bucket list:** Travel out of the country ... **Favorite meal:** Meatlovers pizza ... **Favorite movie:** Spider-Man ... **Favorite TV show:** Sanford and Son, Good Times and Scooby-Doo



## BIRDSEED

- ▶ Is cousins with Eagles DT **Fletcher Cox** ... Grew up an Eagles fan even before Cox was picked by the team ... His favorite RB was **Darren Sproles** and he also followed **Donovan McNabb** and **Michael Vick**
- ▶ His family was significantly impacted by the COVID-19 pandemic, with four relatives passing away due to the virus ... Resulted in his decision to opt out of his final collegiate season at Memphis in 2020

## 2021 SEASON - EAGLES

- ▶ Posted 544 scrimmage yards (291 rushing, 253 receiving) and 6 TDs (5 rushing, 1 receiving) ... Ranked 1st among NFL rookie RBs in scrimmage yards per touch (5.4) ... Tied for the most rushing TDs in team rookie history, joining **Don Johnson** (1953) and **Steve Van Buren** (1944)
- ▶ Rushed for a career-high 78 yards and 1 TD vs. Dal. (1/8/22)
- ▶ Totaled 54 rushing yards and 1 TD while adding 33 yards on 5 receptions in the 33-18 victory at NYJ (12/5/21) ... Registered the go-ahead score in the second quarter with a career-long, 18-yard rushing TD
- ▶ Produced a career-high 89 scrimmage yards vs. KC (10/3/21) ... Tallied career highs in both receptions (6) and receiving yards (58)
- ▶ Recorded his 1st career TD on an 8-yard rush during the third quarter of the 32-6, season-opening victory at Atl. (9/12/21) ... Gainwell and **DeVonta Smith** (18-yard receiving TD) became the first Eagles rookie duo to score TDs in a season opener since at least 1950

## COLLEGE HIGHLIGHTS

- ▶ Played in 18 career games (14 starts) at Memphis and recorded 2,212 total yards (1,550 rushing, 662 receiving) with 17 TDs
- ▶ Led the Tigers to an AAC Championship behind an FBS-leading 2,069 all-purpose yards along with 1,459 rushing yards (12th nationally) as a redshirt freshman in 2019 ... Became just the third player in program history to register 2,000+ all-purpose yards in a season, joining **DeAngelo Williams** (2003-05) and **Darrell Henderson** (2018) ... Earned FWAA Freshman of the Year, first-team FWAA Freshman All-America and *Sporting News* All-America honors ... Additionally named the AAC Rookie of the Year and was a unanimous first-team selection



2021 GAME-BY-GAME STATISTICS (PHI)

Date	Opp	GP/S	RUSHING					RECEIVING					TYS	OFF SNAPS		
			Att	Yds	Avg	Lg	TD	Rec	Yds	Avg	Lg	TD		No	Pct	
Sep 12	at Atl	W	1/0	9	37	4.1	8t	1	2	6	3.0	9	0	43	25	35%
Sep 19	SF	L	1/0	6	14	2.3	6	0	2	18	9.0	9	0	32	19	33%
Sep 27	at Dal	L	1/0	1	2	2.0	2	0	3	32	10.7	19	0	34	18	31%
Oct 3	KC	L	1/0	3	31	10.3	13	1	6	58	9.7	15	0	89	29	39%
Oct 10	at Car	W	1/0	2	16	8.0	12	0	1	8	8.0	8	0	24	16	24%
Oct 14	TB	L	1/0	0	0	---	--	0	1	1	1.0	1	0	1	12	23%
Oct 24	at LV	L	1/0	5	20	4.0	7	0	4	41	10.3	15	1	61	35	51%
Oct 31	at Det	W	1/0	13	27	2.1	8	0	0	0	---	--	0	27	20	31%
Nov 7	LAC	L	1/0	2	3	1.5	2	1	0	0	---	--	0	3	11	19%
Nov 14	at Den	W	1/0	2	5	2.5	5	0	1	9	9.0	9	0	14	20	31%
Nov 21	NO	W	0/0	INACTIVE												
Nov 28	at NYG	L	1/0	0	0	---	--	0	3	32	10.7	14	0	32	11	16%
Dec 5	at NYJ	W	1/0	12	54	4.5	18t	1	5	33	6.6	16	0	87	27	38%
Dec 21	Was	W	1/0	0	0	---	--	0	0	0	---	--	0	0	6	8%
Dec 26	NYG	W	1/0	0	0	---	--	0	1	6	6.0	6	0	6	2	3%
Jan 2	at Was	W	1/0	1	4	4.0	4	0	0	0	---	--	0	4	8	13%
Jan 8	Dal	L	1/1	12	78	6.5	18	1	4	9	2.3	9	0	87	39	53%
<b>Totals</b>			<b>16/1</b>	<b>68</b>	<b>291</b>	<b>4.3</b>	<b>18t</b>	<b>5</b>	<b>33</b>	<b>253</b>	<b>7.7</b>	<b>19</b>	<b>1</b>	<b>544</b>	<b>298</b>	<b>27%</b>

PLAYOFFS

Jan 16	at TB	L	1/0	1	6	6.0	6	0	5	49	9.8	20	1	55	25	38%
<b>Totals</b>			<b>1/0</b>	<b>1</b>	<b>6</b>	<b>6.0</b>	<b>6</b>	<b>0</b>	<b>5</b>	<b>49</b>	<b>9.8</b>	<b>20</b>	<b>1</b>	<b>55</b>	<b>25</b>	<b>38%</b>



PERSONAL

- ▶ Is the son of Curtis and Monica Gainwell ... His younger brother, Kory, plays football at Memphis and was a teammate of Kenneth's
- ▶ Prepped at Yazoo County (MS) High School, where he led his team to four straight state playoff berths ... Logged 8,412 total yards, including 24 games with 100+ rushing yards, and 108 TDs in his career
- ▶ Majored in criminal justice during his time at Memphis

TRANSACTIONS

- ▶ 2021 - Drafted by PHI in 5th round (150th overall)



# DALLAS GOEDERT

TIGHT END | 88

(pronounced GOD-ert)

Height: 6-5 Weight: 256 DOB: Jan. 3, 1995 (Age 27)

NFL Experience: 5th Year (5th with Eagles) Draft: D2-18 (49th overall) by PHI

College: South Dakota State Hometown (HS): Britton, SD (Britton-Hecla)



## CAREER STATISTICS

Year	Team	GP/S	RECEIVING					OFF SNAPS	
			Rec	Yds	Avg	Lg	TD	No	Pct
2018	Philadelphia	16/8	33	334	10.1	32t	4	525	48%
2019	Philadelphia	15/9	58	607	10.5	28t	5	781	66%
2020	Philadelphia	11/9	46	524	11.4	41	3	602	53%
2021	Philadelphia	15/14	56	830	14.8	45	4	781	70%
<b>Totals</b>		<b>57/40</b>	<b>193</b>	<b>2,295</b>	<b>11.9</b>	<b>45</b>	<b>16</b>	---	---

## PLAYOFFS

Year	Team	GP/S	Rec	Yds	Avg	Lg	TD	No	Pct
2018	Philadelphia	2/0	2	20	10.0	10t	1	50	42%
2019	Philadelphia	1/1	7	73	10.4	17	0	67	97%
2021	Philadelphia	1/1	6	92	15.3	28	0	59	89%
<b>Totals</b>		<b>4/2</b>	<b>15</b>	<b>185</b>	<b>12.3</b>	<b>28</b>	<b>1</b>	---	---

## ADDITIONAL STATISTICS

<b>Fumbles/Lost:</b> 3/2 - 2019 (2/2), 2021 (1/0)	<b>Fumble Recoveries:</b> 2 - 2018 (1), 2021 (1)
<b>Kickoff Returns:</b> 1-16 - 2019 (1-16)	<b>Special Teams Tackles:</b> 5 - 2018 (3), 2019 (2)
<b>Postseason Special Teams Tackles:</b> 1 - 2018 (1)	

## CAREER HIGHS

<b>Receptions</b>	9	12/22/19 vs. Dal.
<b>Receiving Yards</b>	135	12/21/21 vs. Was.
<b>Receiving Long</b>	45	12/21/21 vs. Was.
<b>Receiving TDs</b>	2	12/5/21 at NYJ

**First job:** Owned a lawn care company ... **Surprisingly good at:** Unicycling ... **Favorite athletes growing up:** Brett Favre and Aaron Rodgers ... **Favorite TV show:** *The Office* ... **Favorite music:** Country



## BIRDSEED

- ▶ Lived with **Avonte Maddox** during the first four years of his NFL career ... The inseperable duo is famously known for their “big brother, little brother” relationship, which has been captured in Wawa commercials as well as Amazon/NFL Films’ 2019 season of *All or Nothing* ... The two agreed to part ways in 2021, though Goedert wanted to buy a plot of land with two houses and ATVs to drive back and forth with
- ▶ Supported the Pass It On #ForTrevor movement through the league’s *My Cause My Cleats* campaign in 2021 ... Honored a cause started by the family of Trevor Zeuhlke, a former Britton-Hecla (SD) High School QB who became a source of inspiration locally after suffering a traumatic brain injury during a game that required hospitalization
- ▶ Is a skilled unicyclist who used to ride in parades throughout neighborhoods around Britton, SD ... Considers learning how to ride a six-foot unicycle at 12 years old as the greatest feat of his unicycling career
- ▶ Played nine-man football lining up as a WR, RB and LB at Britton-Hecla High School due to the small population of his hometown

## 2021 SEASON - EAGLES

- ▶ Recorded a career-high 830 yards with 4 TDs on 56 receptions (career-high 14.8 receiving average) ... Led all NFL TEs in receiving first-down percentage (75.0%) and ranked 2nd in yards per catch, trailing only **Kyle Pitts** (15.1) ... Totaled the 5th-most receiving yards among his position group, behind **Mark Andrews** (1,361), **Travis Kelce** (1,125), **Pitts** (1,026) and **George Kittle** (910) in that category
- ▶ Hauled in 7 passes for a career-best 135 yards (19.3 avg.) during the 27-17 victory vs. Was. (12/21/21) ... Became the first Eagle with 100+ receiving yards in back-to-back games since **Zach Ertz** in 2018
- ▶ Tallied 105 yards and a career-high 2 TDs on 6 receptions (17.5 avg.) in the 33-18 win at NYJ (12/5/21) ... Became the first Eagle to produce multiple 25+ yard TDs (36 and 25 yards) in a game since **DeSean Jackson** on 9/8/19 vs. Washington (51 and 53 yards)

## 2020 SEASON - EAGLES

- ▶ Caught 46 passes for 524 yards and 3 TDs ... His 47.6 receiving yards per game ranked 5th among NFL TEs, trailing only **Travis Kelce** (94.4), **George Kittle** (79.3), **Darren Waller** (74.8) and **Mark Andrews** (50.1)
- ▶ Became the first Eagles TE to post 75+ receiving yards and 1 TD in back-to-back games (77 yards on 11/22/20 at Cleveland; 75 yards on 11/30/20 vs. Seattle) since **Keith Jackson** in 1999
- ▶ Posted 8 receptions for 101 yards and 1 TD at Was. (9/13/20)

## 2019 SEASON - EAGLES

- ▶ Produced Top 10 finishes among NFL TEs in receptions (58, 9th), receiving yards (607, 10th) and receiving TDs (5, T-7th) ... Also ranked 6th among NFL TEs with 331 yards after the catch
- ▶ Totaled 73 yards on 7 receptions in the NFC Wild Card Playoff vs. Sea. (1/5/20) ... Became the fourth Eagles TE with 7+ catches and 70+ yards in a playoff game, joining **Brent Celek** (10 rec., 83 yards on 1/18/09 at Arizona), **Zach Ertz** (8 rec., 93 yards on 1/21/18 vs. Minnesota) and **Keith Jackson** (7 rec., 142 yards on 12/31/88 at Chicago)





2021 GAME-BY-GAME STATISTICS (PHI)												
Date	Opp		GP/S	Rec	Yds	Avg	Lg	TD	Snaps	Pct		
Sep 12	at Atl	W	1/1	4	42	10.5	13	1	52	73%		
Sep 19	SF	L	1/1	2	24	12.0	14	0	38	66%		
Sep 27	at Dal	L	1/1	2	66	33.0	38	0	34	59%		
Oct 3	KC	L	1/1	5	56	11.2	21	1	55	74%		
Oct 10	at Car	W	1/0	2	28	14.0	20	0	45	67%		
Oct 14	TB	L	0/0	RESERVE/COVID-19								
Oct 24	at LV	L	1/1	3	70	23.3	25	0	64	93%		
Oct 31	at Det	W	1/1	6	72	12.0	19	0	44	68%		
Nov 7	LAC	L	1/1	3	43	14.3	21	0	53	93%		
Nov 14	at Den	W	1/1	2	28	14.0	24	0	13	20%		
Nov 21	NO	W	1/1	5	62	12.4	16	0	75	96%		
Nov 28	at NYG	L	1/1	1	0	0.0	0	0	64	96%		
Dec 5	at NYJ	W	1/1	6	105	17.5	36t	2	68	96%		
Dec 21	Was	W	1/1	7	135	19.3	45	0	66	93%		
Dec 26	NYG	W	1/1	2	28	14.0	16	0	53	84%		
Jan 2	at Was	W	1/1	6	71	11.8	18	0	57	93%		
Jan 8	Dal	L	0/0	RESERVE/COVID-19								
<b>Totals</b>			<b>15/14</b>	<b>56</b>	<b>830</b>	<b>14.8</b>	<b>45</b>	<b>4</b>	<b>781</b>	<b>70%</b>		
PLAYOFFS												
Jan 16	at TB	L	1/1	6	92	15.3	28	0	59	89%		
<b>Totals</b>			<b>1/1</b>	<b>6</b>	<b>92</b>	<b>15.3</b>	<b>28</b>	<b>0</b>	<b>59</b>	<b>89%</b>		

100+ YARD RECEIVING GAMES (3)		
Date	Opponent	Yds
12/21/21	vs. Washington (W, 27-17)	135
12/5/21	at New York Jets (W, 33-18)	105
9/13/20	at Washington (L, 17-27)	101

MULTI-TOUCHDOWN GAMES (1)		
Date	Opponent	TD
12/5/21	at New York Jets (W, 33-18)	2



2020 GAME-BY-GAME STATISTICS (PHI)												
Date	Opp		GP/S	Rec	Yds	Avg	Lg	TD	Snaps	Pct		
Sep 13	at Was	L	1/1	8	101	12.6	34t	1	54	79%		
Sep 20	LAR	L	1/0	4	30	7.5	11	0	63	89%		
Sep 27	Cin	T	1/0	1	7	7.0	7	0	6	7%		
Oct 4	at SF	W	0/0	RESERVE/INJURED								
Oct 11	at Pit	L	0/0	RESERVE/INJURED								
Oct 18	Bal	L	0/0	RESERVE/INJURED								
Oct 22	NYG	W	0/0	RESERVE/INJURED								
Nov 1	Dal	W	1/1	1	15	15.0	15	0	53	84%		
Nov 15	at NYG	L	1/1	4	33	8.3	12	0	62	93%		
Nov 22	at Cle	L	1/1	5	77	15.4	32	1	68	100%		
Nov 30	Sea	L	1/1	7	75	10.7	27	1	71	100%		
Dec 6	at GB	L	1/1	5	66	13.2	41	0	52	84%		
Dec 13	NO	W	1/1	4	43	10.8	19	0	59	86%		
Dec 20	at Ari	L	1/1	4	39	9.8	16	0	73	88%		
Dec 27	at Dal	L	1/1	3	38	12.7	23	0	41	56%		
Jan 3	Was	L	0/0	INACTIVE								
<b>Totals</b>			<b>11/9</b>	<b>46</b>	<b>524</b>	<b>11.4</b>	<b>41</b>	<b>3</b>	<b>602</b>	<b>53%</b>		

- ▶ Recorded a career-high 9 receptions for 91 yards, including a 6-yard TD, during the 17-9 victory vs. Dal. (12/22/19)

**2018 SEASON - EAGLES**

- ▶ Led all NFL rookie TEs with 4 receiving TDs (ranked 6th overall among rookies) in the regular season ... Tied for the 3rd-most receiving TDs ever by a rookie TE in franchise history, trailing only **Keith Jackson** in 1988 (6) and **Charle Young** in 1973 (6) in that category
- ▶ Hauled in a 10-yard TD pass from **Nick Foles** in the third quarter of the NFC Wild Card Playoff victory at Chi. (1/6/19) ... Became the first NFL rookie TE to catch a go-ahead TD in a postseason game since **Richard Rodgers** on 1/11/15 vs. Dallas with Green Bay

**COLLEGE HIGHLIGHTS**

- ▶ A two-time FCS All-America First Team selection (2016-17) and two-time FCS Walter Payton Award finalist (2016-17) at South Dakota State, where he finished with the 3rd-most catches (198), 4th-most receiving yards (2,988) and 5th-most receiving TDs (21) in school history ... Over his last two years with the Jackrabbits, led all FCS TEs in receptions (164) and receiving yards (2,404) while ranking 2nd in TDs (18)
- ▶ As a senior in 2017, earned first-team All-MVFC honors after leading nationally-ranked South Dakota State with 72 receptions and 1,111 receiving yards ... Ranked 2nd on the team with 7 TDs
- ▶ Received all-conference honors as a junior in 2016 after setting a school single-season record with 92 catches ... His 1,293 yards were the 5th-most in Jackrabbits history (most by a TE)
- ▶ Named first-team All-MVFC as a sophomore in 2015

**PERSONAL**

- ▶ A two-time all-state selection and three-time all-conference honoree in football and basketball at Britton-Hecla High School

**TRANSACTIONS**

- ▶ **2018** - Drafted by PHI in 2nd round (49th overall) ... **9/29/20** - Placed on Reserve/Injured ... **10/31/20** - Activated from Reserve/Injured ... **10/12/21** - Placed on Reserve/COVID-19 ... **10/21/21** - Activated from Reserve/COVID-19 ... **11/19/21** - Signed by PHI to 4-year contract extension ... **1/3/22** - Placed on Reserve/COVID-19 ... **1/10/22** - Activated from Reserve/COVID-19



2019 GAME-BY-GAME STATISTICS (PHI)										
Date	Opp		GP/S	Rec	Yds	Avg	Lg	TD	Snaps	Pct
Sep 8	Was	W	1/0	2	16	8.0	9	0	41	55%
Sep 15	at Atl	L	0/0	DID NOT PLAY						
Sep 22	Det	L	1/0	0	0	0.0	0	0	9	12%
Sep 26	at GB	W	1/1	2	16	8.0	13	1	43	69%
Oct 6	NYJ	W	1/0	1	11	11.0	11	0	50	74%
Oct 13	at Min	L	1/1	5	48	9.6	13	0	46	71%
Oct 20	at Dal	L	1/1	4	69	17.3	28t	1	36	59%
Oct 27	at Buf	W	1/0	3	22	7.3	10	1	55	75%
Nov 3	Chi	W	1/1	4	39	9.8	16	0	70	79%
Nov 17	NE	L	1/1	3	36	12.0	21	1	61	81%
Nov 24	Sea	L	1/1	7	32	4.6	14	0	66	87%
Dec 1	at Mia	L	1/1	6	66	11.0	24	0	40	56%
Dec 9	NYG	W	1/0	3	41	13.7	28	0	60	67%
Dec 15	at Was	W	1/0	5	55	11.0	20	0	65	84%
Dec 22	Dal	W	1/1	9	91	10.1	22	1	65	90%
Dec 29	at NYG	W	1/1	4	65	16.3	28	0	74	100%
<b>Totals</b>			<b>15/9</b>	<b>58</b>	<b>607</b>	<b>10.5</b>	<b>28t</b>	<b>5</b>	<b>781</b>	<b>66%</b>
PLAYOFFS										
Jan 5	Sea	L	1/1	7	73	10.4	17	0	67	97%
<b>Totals</b>			<b>1/1</b>	<b>7</b>	<b>73</b>	<b>10.4</b>	<b>17</b>	<b>0</b>	<b>67</b>	<b>97%</b>

2018 GAME-BY-GAME STATISTICS (PHI)										
Date	Opp		GP/S	Rec	Yds	Avg	Lg	TD	Snaps	Pct
Sep 6	Atl	W	1/0	1	4	4.0	4	0	17	24%
Sep 16	at TB	L	1/0	0	0	---	--	0	17	22%
Sep 23	Ind	W	1/1	7	73	10.4	19	1	55	67%
Sep 30	at Ten	L	1/1	2	13	6.5	10	0	31	40%
Oct 7	Min	L	1/0	2	16	8.0	11	0	35	59%
Oct 11	at NYG	W	1/1	1	7	7.0	7	0	32	45%
Oct 21	Car	L	1/1	4	43	10.8	21	1	37	55%
Oct 28	at Jax	W	1/0	1	32	32.0	32t	1	30	48%
Nov 11	Dal	L	1/0	0	0	---	--	0	18	29%
Nov 18	at NO	L	1/1	0	0	---	--	0	16	31%
Nov 25	NYG	W	1/0	3	33	11.0	16	0	36	55%
Dec 3	Was	W	1/1	0	0	---	--	0	39	52%
Dec 9	at Dal	L	1/1	4	44	11.0	26	1	31	60%
Dec 16	at LAR	W	1/1	2	12	6.0	10	0	39	61%
Dec 23	Hou	W	1/0	3	30	10.0	24	0	48	59%
Dec 30	at Was	W	1/0	3	27	9.0	25	0	44	62%
<b>Totals</b>			<b>16/8</b>	<b>33</b>	<b>334</b>	<b>10.1</b>	<b>32t</b>	<b>4</b>	<b>525</b>	<b>48%</b>
PLAYOFFS										
Jan 6	at Chi	W	1/0	2	20	10.0	10t	1	30	44%
Jan 13	at NO	L	1/0	0	0	---	--	0	20	39%
<b>Totals</b>			<b>2/0</b>	<b>2</b>	<b>20</b>	<b>10.0</b>	<b>10t</b>	<b>1</b>	<b>50</b>	<b>42%</b>



# MARIO GOODRICH

CORNERBACK | 32



Height: 6-0 Weight: 186 DOB: Jan. 12, 2000 (Age 22)  
 NFL Experience: Rookie (1st with Eagles) Draft: UDFA-22 by PHI  
 College: Clemson Hometown (HS): Lee's Summit, MO (Lee's Summit West)

### COLLEGE STATISTICS

Year	College	GP/S	TACKLES				PASS RUSH			INTERCEPTIONS					FUMBLES		DEF SNAPS	
			Total	Solo	Asst	TFL	Sacks	QBH	QBP	Int	Yds	Lg	TD	PD	FF	FR	No	Pct
2018	Clemson	14/0	7	4	3	0	0.0	---	---	0	0	--	0	3	0	0	---	---
2019	Clemson	13/0	7	3	4	0.5	0.0	---	---	1	0	0	0	3	0	0	---	---
2020	Clemson	8/4	13	6	7	0	0.0	---	---	2	5	5	0	3	0	1	---	---
2021	Clemson	12/12	42	26	16	0	0.0	---	---	2	20	18t	1	12	1	0	---	---
<b>Totals</b>		<b>47/16</b>	<b>69</b>	<b>39</b>	<b>30</b>	<b>0.5</b>	<b>0.0</b>	---	---	<b>5</b>	<b>25</b>	<b>18t</b>	<b>1</b>	<b>21</b>	<b>1</b>	<b>1</b>	---	---



### COLLEGE HIGHLIGHTS

- ▶ Concluded his four-year career at Clemson (2018-21) with 69 tackles (39 solo), 21 PDs, 5 INTs (1 TD), 1 FF and 1 FR in 47 career games (16 starts) ... Voted a team captain during his senior campaign
- ▶ Earned first-team All-ACC status and received third-team All-America accolades from *Pro Football Focus* as a senior in 2021 ... Teamed up with **Andrew Booth** to become the first single-school duo to sweep all-conference CB honors since 1997 ... Credited with 42 tackles (26 solo), 12 PDs, 2 INTs (1 TD) and 1 FF in 12 games (all starts) ... Named Cheez-It Bowl MVP after picking off a batted ball and returning it 18 yards for a TD as well as forcing a fumble on Iowa State's final play on offense to seal a game-winning turnover on downs
- ▶ Contributed to the Tigers' CFP National Championship-winning season in 2018, seeing action in 14 games as a freshman

### PERSONAL

- ▶ Played DB and WR at Lee's Summit West (MO) High School ... Rated as the No. 6 CB in the nation by *247Sports* ... Recorded 140 tackles, 24 PDs, 13 TFLs and 11 INTs while adding 38 catches for 641 yards, 26 kickoff returns for 721 yards, and 28 punt returns for 487 yards ... Combined for 22 TDs five different ways over his career
- ▶ Gained a bachelor's degree in sports communication

### TRANSACTIONS

- ▶ **2022** - Signed by PHI as UDFA



# TAY GOWAN

CORNERBACK | 36

(pronounced GOW-en)

Height: 6-1 Weight: 186 DOB: Jan. 7, 1998 (Age 24)

NFL Experience: 2nd Year (2nd with Eagles) Draft: D6-21 (223rd overall) by ARI Acquired: T-Ari-21

College: Central Florida Hometown (HS): Covington, GA (Newton)



## CAREER STATISTICS

Year	Team	GP/S	TACKLES				PASS RUSH			INTERCEPTIONS					FUMBLES		DEF SNAPS	
			Total	Solo	Asst	TFL	Sacks	QBH	QBP	Int	Yds	Lg	TD	PD	FF	FR	No	Pct
2021	Arizona	0/0	0	0	0	0	0.0	0	0	0	0	--	0	0	0	0	0	0
	Philadelphia	2/0	1	0	1	0	0.0	0	0	0	0	--	0	0	0	0	44	4%
	Totals	2/0	1	0	1	0	0.0	0	0	0	0	--	0	0	0	0	---	---
<b>Totals</b>		<b>2/0</b>	<b>1</b>	<b>0</b>	<b>1</b>	<b>0</b>	<b>0.0</b>	<b>0</b>	<b>0</b>	<b>0</b>	<b>0</b>	<b>--</b>	<b>0</b>	<b>0</b>	<b>0</b>	<b>0</b>	<b>---</b>	<b>---</b>

## PLAYOFFS

2021	Philadelphia	0/0	0	0	0	0	0.0	0	0	0	0	--	0	0	0	0	0	0
<b>Totals</b>		<b>0/0</b>	<b>0</b>	<b>0</b>	<b>0</b>	<b>0</b>	<b>0.0</b>	<b>0</b>	<b>0</b>	<b>0</b>	<b>0</b>	<b>--</b>	<b>0</b>	<b>0</b>	<b>0</b>	<b>0</b>	<b>---</b>	<b>---</b>

## ADDITIONAL STATISTICS

Special Teams Tackles: 1 - 2021 (1)

## CAREER HIGHS

Tackles	1	1/8/22 vs. Dal.
Sacks	--	---
INTs	--	---
PDs	--	---
FFs	--	---
FRs	--	---

**Hobbies:** Fishing ... **First job:** Cutting grass ... **Desired talents:** Wishes he was good at soccer ... **Biggest influence in his life:** "My high school coach, he believed in me when I didn't see what I had in myself. He was always that father figure in my life that I didn't have" ... **If he could play another sport, what position/team would it be:** Shortstop or first base for the Atlanta Braves ... **Favorite TV show:** Euphoria ... **Favorite musician:** Lil Quinn ... **Favorite meal:** Lasagne



## BIRDSEED

- ▶ The driving force of his decision to opt out of his final year at Central Florida during the COVID-19 pandemic was his daughter, Skylar, who was born prematurely at two pounds ... Took action as a father to not risk exposing her while navigating the unknown of the virus
- ▶ Is the oldest of four children raised by Linda, a single mother who became pregnant with Tay in high school and dropped out to find work to support her family ... The family fell on hardships and struggled with extended periods of homelessness ... Tay only played one year of high school football because he had to move around so often

## 2021 SEASON - CARDINALS & EAGLES

- ▶ Saw action in 76 combined snaps (44 defense, 32 special teams) with the Eagles, totaling 1 defensive tackle and 1 special teams tackle

## COLLEGE HIGHLIGHTS

- ▶ Played collegiately at Central Florida (2019), Butler Community College (El Dorado, KS) (2018) and Miami (OH) (2017)
- ▶ Named second-team All-AAC by *Pro Football Focus* after posting 31 tackles (22 solo), 8 PDs, 2 INTs, 1 TFL and 1 FR in 2019 at Central Florida ... Held opposing receivers to just 20 receptions on 50 targets and limited opposing QBs to a 26.6 passer rating when targeting him
- ▶ Earned first-team All-Kansas Jayhawk Community College honors after posting 27 tackles (23 solo), 6 INTs (1 TD) and 4 PDs in 2018 at Butler Community College ... Helped lead the Grizzlies to a victory in the Midwest Classic Bowl ... Was ranked the No. 9 junior college CB

## PERSONAL

- ▶ Attended Newton (GA) High School ... Received first-team all-state recognition after recording 15 PDs and 4 INTs as a senior

## TRANSACTIONS

- ▶ **2021** - Drafted by ARI in 6th round (223rd overall) ... **10/15/21** - Acquired by PHI along with a 2022 5th-round draft choice from ARI in exchange for TE **Zach Ertz**



2021 GAME-BY-GAME STATISTICS (ARI & PHI)												
Date	Opp	GP/S	Tot	Solo	Sk	Int	PD	FF	FR	Snaps	Pct	
Sep 12	at Ten	W	0/0	INACTIVE								
Sep 19	Min	W	0/0	INACTIVE								
Sep 26	at Jax	W	0/0	INACTIVE								
Oct 3	at LAR	W	0/0	INACTIVE								
Oct 10	SF	W	0/0	INACTIVE								
ACQUIRED BY EAGLES FROM CARDINALS (10/15/21)												
Oct 24	at LV	L	0/0	INACTIVE								
Oct 31	at Det	W	1/0	0	0	0.0	0	0	0	0	16	26%
Nov 7	LAC	L	0/0	INACTIVE								
Nov 14	at Den	W	0/0	INACTIVE								
Nov 21	NO	W	0/0	INACTIVE								
Nov 28	at NYG	L	0/0	INACTIVE								
Dec 5	at NYJ	W	0/0	INACTIVE								
Dec 21	Was	W	0/0	INACTIVE								
Dec 26	NYG	W	0/0	INACTIVE								
Jan 2	at Was	W	0/0	INACTIVE								
Jan 8	Dal	L	1/0	1	0	0.0	0	0	0	0	28	45%
<b>Totals</b>			<b>2/0</b>	<b>1</b>	<b>0</b>	<b>0.0</b>	<b>0</b>	<b>0</b>	<b>0</b>	<b>0</b>	<b>---</b>	<b>---</b>
PLAYOFFS												
Jan 16	at TB	L	0/0	INACTIVE								
<b>Totals</b>			<b>0/0</b>	<b>0</b>	<b>0</b>	<b>0.0</b>	<b>0</b>	<b>0</b>	<b>0</b>	<b>0</b>	<b>0</b>	<b>0%</b>





# BRANDON GRAHAM

DEFENSIVE END | 55



**Height:** 6-2 **Weight:** 265 **DOB:** April 3, 1988 (Age 34)  
**NFL Experience:** 13th Year (13th with Eagles) **Draft:** D1-10 (13th overall) by PHI  
**College:** Michigan **Hometown (HS):** Detroit, MI (Crockett Vocational Technical)

**SUPER BOWL CHAMPION:** 2017 (LII) **ALL-PRO:** 2016 **PRO BOWL:** 2021

## CAREER STATISTICS

Year	Team	GP/S	TACKLES				PASS RUSH			INTERCEPTIONS					FUMBLES		DEF SNAPS	
			Total	Solo	Asst	TFL	Sacks	QBH	QBP	Int	Yds	Lg	TD	PD	FF	FR	No	Pct
2010	Philadelphia	13/6	13	12	1	3	3.0	8	N/A	0	0	--	0	0	2	0	N/A	N/A
2011	Philadelphia	3/0	4	4	0	1	0.0	0	N/A	0	0	--	0	0	0	0	N/A	N/A
2012	Philadelphia	16/6	38	30	8	7	5.5	11	N/A	0	0	--	0	1	2	1	420	40%
2013	Philadelphia	16/0	15	11	4	4	3.0	5	N/A	0	0	--	0	0	1	0	323	27%
2014	Philadelphia	16/1	41	32	9	12	5.5	9	N/A	0	0	--	0	0	4	0	499	43%
2015	Philadelphia	16/10	51	39	12	11	6.5	10	N/A	0	0	--	0	1	3	0	858	71%
2016	Philadelphia	16/16	59	41	18	14	5.5	22	54	0	0	--	0	1	2	1	764	75%
2017	Philadelphia	15/15	47	33	14	15	9.5	14	47	0	0	--	0	2	2	1	666	65%
2018	Philadelphia	16/16	39	31	8	9	4.0	11	44	0	0	--	0	2	1	1	753	72%
2019	Philadelphia	16/16	50	35	15	15	8.5	17	53	0	0	--	0	0	1	2	791	76%
2020	Philadelphia	16/16	46	35	11	13	8.0	16	36	0	0	--	0	0	2	1	757	69%
2021	Philadelphia	2/2	2	2	0	1	0.0	1	3	0	0	--	0	0	0	0	51	5%
<b>Totals</b>		<b>161/104</b>	<b>405</b>	<b>305</b>	<b>100</b>	<b>105</b>	<b>59.0</b>	<b>124</b>	<b>---</b>	<b>0</b>	<b>0</b>	<b>--</b>	<b>0</b>	<b>7</b>	<b>20</b>	<b>7</b>	<b>---</b>	<b>---</b>

## PLAYOFFS

2013	Philadelphia	1/0	2	1	1	1	1.0	2	N/A	0	0	--	0	0	0	0	22	31%
2017	Philadelphia	3/3	4	4	0	1	1.0	5	12	0	0	--	0	0	1	0	162	79%
2018	Philadelphia	2/2	5	3	2	0	1.5	1	9	0	0	--	0	0	1	0	123	87%
2019	Philadelphia	1/1	0	0	0	0	0.0	0	1	0	0	--	0	0	0	0	38	59%
<b>Totals</b>		<b>7/6</b>	<b>11</b>	<b>8</b>	<b>3</b>	<b>2</b>	<b>3.5</b>	<b>8</b>	<b>---</b>	<b>0</b>	<b>0</b>	<b>--</b>	<b>0</b>	<b>0</b>	<b>2</b>	<b>0</b>	<b>---</b>	<b>---</b>

## ADDITIONAL STATISTICS

**Fumble Recovery TDs:** 1 - 2017 (1) **Special Teams Tackles:** 11 - 2013 (5), 2014 (6) **Postseason Special Teams Tackles:** 1 - 2013 (1) **Kickoff Returns:** 2-14 - 2013 (2-14)

## CAREER HIGHS

<b>Tackles</b>	9	12/4/16 at Cin.
<b>Sacks</b>	3.0	10/6/19 vs. NYJ
<b>INTs</b>	--	---
<b>PDs</b>	1	7x, last: 12/30/18 at Was.
<b>FFs</b>	2	11/8/15 at Dal.
<b>FRs</b>	1	7x, last: 11/1/20 vs. Dal.

## CAREER HIGHLIGHTS

- ▶ Earned his first career **Pro Bowl** nod following the 2020 season after leading the Eagles in sacks (8.0), TFLs (13) and pressures (36)
- ▶ Posted one of the top defensive plays in team history when he strip-sacked Patriots QB **Tom Brady** in the fourth quarter of **Super Bowl LII** (recovered by **Derek Barnett**) ... The takeaway set up a 46-yard FG by **Jake Elliott** that gave the Eagles a 41-33 lead with 1:05 remaining
- ▶ Voted second-team **All-Pro** by the *Associated Press* in 2016, when he registered career highs in pressures (54) and QB hits (22)

## BIRDSEED

- ▶ His foundation, Team Graham, offers its time and resources to various organizations and causes in the Detroit area ... Team Graham's efforts include mentoring girls and boys, giving away clothes, and feeding the homeless and needy families, in addition to fundraising events
- ▶ Has supported the Detroit Police Athletic League through the NFL's *My Cause My Cleats* campaign ... The Detroit PAL is the youth football organization he originally played in while growing up





2021 GAME-BY-GAME STATISTICS (PHI)													
Date	Opp	GP/S	Tot	Solo	Sk	Int	PD	FF	FR	Snaps	Pct		
Sep 12	at Atl	W	1/1	2	2	0.0	0	0	0	36	50%		
Sep 19	SF	L	1/1	0	0	0.0	0	0	0	15	21%		
Sep 27	at Dal	L	0/0	RESERVE/INJURED									
Oct 3	KC	L	0/0	RESERVE/INJURED									
Oct 10	at Car	W	0/0	RESERVE/INJURED									
Oct 14	TB	L	0/0	RESERVE/INJURED									
Oct 24	at LV	L	0/0	RESERVE/INJURED									
Oct 31	at Det	W	0/0	RESERVE/INJURED									
Nov 7	LAC	L	0/0	RESERVE/INJURED									
Nov 14	at Den	W	0/0	RESERVE/INJURED									
Nov 21	NO	W	0/0	RESERVE/INJURED									
Nov 28	at NYG	L	0/0	RESERVE/INJURED									
Dec 5	at NYJ	W	0/0	RESERVE/INJURED									
Dec 21	Was	W	0/0	RESERVE/INJURED									
Dec 26	NYG	W	0/0	RESERVE/INJURED									
Jan 2	at Was	W	0/0	RESERVE/INJURED									
Jan 8	Dal	L	0/0	RESERVE/INJURED									
<b>Totals</b>			<b>2/2</b>	<b>2</b>	<b>2</b>	<b>0.0</b>	<b>0</b>	<b>0</b>	<b>0</b>	<b>51</b>	<b>5%</b>		
PLAYOFFS													
Jan 16	at TB	L	0/0	RESERVE/INJURED									
<b>Totals</b>			<b>0/0</b>	<b>0</b>	<b>0</b>	<b>0.0</b>	<b>0</b>	<b>0</b>	<b>0</b>	<b>0</b>	<b>0%</b>		

**Bucket list:** Drive a NASCAR car ... **First jersey:** Dave Bing, Detroit Pistons ... **First job:** Working the grill at McDonald's ... **Favorite Halloween costume:** Batman, when he was 10 ... **Favorite movie:** Equalizer ... **Favorite book:** New Money: Staying Rich by Phillip Buchanon ... **Favorite quote:** "Those who stay, will be champions." - Bo Schembechler



2020 GAME-BY-GAME STATISTICS (PHI)												
Date	Opp	GP/S	Tot	Solo	Sk	Int	PD	FF	FR	Snaps	Pct	
Sep 13	at Was	L	1/1	2	2	0.0	0	0	0	38	54%	
Sep 20	LAR	L	1/1	1	1	1.0	0	0	0	44	64%	
Sep 27	Cin	T	1/1	5	5	2.0	0	0	0	58	81%	
Oct 4	at SF	W	1/1	0	0	0.0	0	0	0	56	77%	
Oct 11	at Pit	L	1/1	3	3	0.0	0	0	0	57	76%	
Oct 18	Bal	L	1/1	6	5	2.0	0	0	0	44	60%	
Oct 22	NYG	W	1/1	4	3	1.0	0	0	1	43	72%	
Nov 1	Dal	W	1/1	4	2	1.0	0	0	1	43	54%	
Nov 15	at NYG	L	1/1	5	4	0.0	0	0	0	46	65%	
Nov 22	at Cle	L	1/1	5	3	0.0	0	0	0	53	79%	
Nov 30	Sea	L	1/1	3	2	0.0	0	0	0	44	66%	
Dec 6	at GB	L	1/1	1	1	0.0	0	0	0	41	67%	
Dec 13	NO	W	1/1	1	1	0.0	0	0	0	42	67%	
Dec 20	at Ari	L	1/1	2	1	0.0	0	0	0	41	60%	
Dec 27	at Dal	L	1/1	3	2	1.0	0	0	0	58	83%	
Jan 3	Was	L	1/1	1	0	0.0	0	0	0	49	78%	
<b>Totals</b>			<b>16/16</b>	<b>46</b>	<b>35</b>	<b>8.0</b>	<b>0</b>	<b>0</b>	<b>2</b>	<b>1</b>	<b>757</b>	<b>69%</b>

**NOTES TO KNOW**

- ▶ Is entering his 13th season, which is tied with **Brian Dawkins** (1996-2008), **Harold Carmichael** (1971-83), **Frank "Bucko" Kilroy** (1943-55) and **Vic Sears** (1941-53) for the 2nd-most in franchise history, trailing only **Chuck Bednarik's** 14-year career (1949-62) with the Eagles
- ▶ Has appeared in 161 career regular-season contests, which are the most ever by an Eagles DL ... Overall, ranks 8th on the team's all-time list, behind **Brian Dawkins** (183, 1996-2008) and **Chuck Bednarik** (169, 1949-62) among the franchise's all-time defensive players
- ▶ Owns the 4th-most sacks (59.0) in Eagles history, trailing only **Reggie White** (124.0, 1985-92), **Trent Cole** (85.5, 2005-14) and **Clyde Simmons** (76.0, 1986-93) ... Leads the team with 30.0 sacks since 2017

**2021 SEASON - EAGLES**

- ▶ Totaled 3 pressures, 2 tackles and 1 QB hit in 51 defensive snaps

**2020 SEASON - EAGLES**

- ▶ Led the Eagles' defense in sacks (8.0), QB hits (16, tied), pressures (36) and TFLs (13) en route to his first career **Pro Bowl** selection ... Also produced 46 tackles (35 solo) along with 2 FFs and 1 FR ... Finished as one of only four NFL players to register 8.0+ sacks, 13+ TFLs and 2+ FFs, joining **Aaron Donald**, **Haason Reddick** and **T.J. Watt**
- ▶ Recorded a strip-sack against Cowboys QB **Ben DiNucci** and corralled the fumble in the first quarter of the win vs. Dal. (11/1/20) ... Became the first Eagle to produce 7.0+ sacks over any eight-game stretch in a season since **Connor Barwin** during the 2014 campaign
- ▶ Posted multi-sack games on 10/18/20 vs. Baltimore (2.0 - **Lamar Jackson**) and 9/27/20 vs. Cincinnati (2.0 - **Joe Burrow**)

**2019 SEASON - EAGLES**

- ▶ Logged team highs in sacks (8.5), pressures (53) and TFLs (15, tied career high) ... Added 50 tackles (35 solo), 17 QB hits, 2 FRs (career high) and 1 FF ... His 8.5 sacks were the 2nd-highest mark of his career
- ▶ Paced the Eagles' 10.0-sack performance (tied for 2nd-most in team history) with a career-high 3.0 sacks in the 31-6 win vs. NYJ (10/6/19) ... Became the first Eagle to record 3.0 sacks in a game since **Fletcher Cox** on 12/30/18 at Washington



2019 GAME-BY-GAME STATISTICS (PHI)												
Date	Opp		GP/S	Tot	Solo	Sk	Int	PD	FF	FR	Snaps	Pct
Sep 8	Was	W	1/1	3	2	0.0	0	0	0	0	46	72%
Sep 15	at Atl	L	1/1	2	2	0.0	0	0	0	0	51	77%
Sep 22	Det	L	1/1	3	3	0.0	0	0	0	0	55	86%
Sep 26	at GB	W	1/1	2	1	0.0	0	0	0	1	60	74%
Oct 6	NYJ	W	1/1	6	4	3.0	0	0	0	0	41	69%
Oct 13	at Min	L	1/1	4	3	1.0	0	0	0	0	55	77%
Oct 20	at Dal	L	1/1	3	1	0.0	0	0	0	0	50	71%
Oct 27	at Buf	W	1/1	6	5	1.0	0	0	1	1	47	76%
Nov 3	Chi	W	1/1	4	2	1.0	0	0	0	0	35	78%
Nov 17	NE	L	1/1	2	2	0.0	0	0	0	0	65	88%
Nov 24	Sea	L	1/1	2	1	1.5	0	0	0	0	51	78%
Dec 1	at Mia	L	1/1	2	1	0.0	0	0	0	0	58	81%
Dec 9	NYG	W	1/1	1	1	0.0	0	0	0	0	45	87%
Dec 15	at Was	W	1/1	5	4	0.0	0	0	0	0	43	81%
Dec 22	Dal	W	1/1	2	0	0.0	0	0	0	0	44	71%
Dec 29	at NYG	W	1/1	3	3	1.0	0	0	0	0	45	61%
<b>Totals</b>			<b>16/16</b>	<b>50</b>	<b>35</b>	<b>8.5</b>	<b>0</b>	<b>0</b>	<b>1</b>	<b>2</b>	<b>791</b>	<b>76%</b>
PLAYOFFS												
Jan 5	Sea	L	1/1	0	0	0.0	0	0	0	0	38	59%
<b>Totals</b>			<b>1/1</b>	<b>0</b>	<b>0</b>	<b>0.0</b>	<b>0</b>	<b>0</b>	<b>0</b>	<b>0</b>	<b>38</b>	<b>59%</b>

2018 SEASON - EAGLES

- ▶ Produced the 3rd-most pressures (44) on the Eagles defense, behind **Fletcher Cox** (61) and **Michael Bennett** (51) ... Also notched 39 tackles (31 solo), 11 QB hits, 9 TFLs, 4.0 sacks, 2 PDs, 1 FF and 1 FR
- ▶ Tallied his 2nd career postseason strip-sack when he brought down Saints QB **Drew Brees** in the NFC Divisional Playoff at NO (1/13/19)

2017 SEASON - EAGLES

- ▶ Registered the most sacks (career-high 9.5), pressures (47) and TFLs (career-high 15) on the team, adding 47 tackles (33 solo), 14 QB hits, 2 PDs, 2 FFs and 1 FR ... Also had 12 pressures, 5 QB hits, 1.0 sack and 1 FF during the Eagles' **Super Bowl LII**-winning postseason run
- ▶ Posted one of the top defensive plays in team history when he strip-sacked Patriots QB **Tom Brady** in the fourth quarter of **Super Bowl LII** (recovered by **Derek Barnett**) ... The takeaway set up a 46-yard FG by **Jake Elliott** that gave the Eagles a 41-33 lead with 1:05 remaining
- ▶ Sealed the victory with a 16-yard fumble recovery TD (forced by **Nigel Bradham**) in the 43-35 victory at LAR (12/10/17)
- ▶ Sacked QB **Kirk Cousins** twice in the season-opening, 30-17 victory at Was. (9/10/17), including a strip-sack that led to a 20-yard fumble recovery TD by **Fletcher Cox** in the fourth quarter

2016 SEASON - EAGLES

- ▶ Garnered second-team **All-Pro** honors from the *Associated Press* after registering team and career highs in pressures (54) and QB hits (22) ... Also totaled a team-high 14 TFLs with 5.5 sacks, 2 FFs and 1 FR
- ▶ Produced sacks in three consecutive games to open the season ... Became the first Eagle to accomplish the feat since **Jason Babin**, **Trent Cole** and **Cullen Jenkins** each did so in 2011

2015 SEASON - EAGLES

- ▶ Tied for the team lead with 11 TFLs and 3 FFs ... Also finished with 51 tackles (39 solo), 10 QB hits, 6.5 sacks and 1 PD
- ▶ Sacked Patriots QB **Tom Brady** twice at NE (12/6/15)

2018 GAME-BY-GAME STATISTICS (PHI)												
Date	Opp		GP/S	Tot	Solo	Sk	Int	PD	FF	FR	Snaps	Pct
Sep 6	Atl	W	1/1	2	2	0.0	0	0	0	0	46	66%
Sep 16	at TB	L	1/1	5	4	0.0	0	0	0	0	39	67%
Sep 23	Ind	W	1/1	2	2	0.0	0	0	0	0	34	58%
Sep 30	at Ten	L	1/1	4	2	0.0	0	0	0	0	41	58%
Oct 7	Min	L	1/1	3	3	1.0	0	1	0	0	52	84%
Oct 11	at NYG	W	1/1	2	1	0.0	0	0	0	0	39	60%
Oct 21	Car	L	1/1	2	1	0.5	0	0	0	0	39	66%
Oct 28	at Jax	W	1/1	2	2	0.0	0	0	0	0	51	80%
Nov 11	Dal	L	1/1	5	3	1.5	0	0	0	0	55	80%
Nov 18	at NO	L	1/1	1	1	0.0	0	0	0	0	42	60%
Nov 25	NYG	W	1/1	2	1	0.0	0	0	0	0	49	79%
Dec 3	Was	W	1/1	3	3	1.0	0	0	1	0	37	82%
Dec 9	at Dal	L	1/1	3	3	0.0	0	0	0	1	83	84%
Dec 16	at LAR	W	1/1	0	0	0.0	0	0	0	0	57	75%
Dec 23	Hou	W	1/1	1	1	0.0	0	0	0	0	54	83%
Dec 30	at Was	W	1/1	2	2	0.0	0	1	0	0	35	78%
<b>Totals</b>			<b>16/16</b>	<b>39</b>	<b>31</b>	<b>4.0</b>	<b>0</b>	<b>2</b>	<b>1</b>	<b>1</b>	<b>753</b>	<b>72%</b>
PLAYOFFS												
Jan 6	at Chi	W	1/1	2	1	0.5	0	0	0	0	58	91%
Jan 13	at NO	L	1/1	3	2	1.0	0	0	1	0	65	84%
<b>Totals</b>			<b>2/2</b>	<b>5</b>	<b>3</b>	<b>1.5</b>	<b>0</b>	<b>0</b>	<b>1</b>	<b>0</b>	<b>123</b>	<b>87%</b>

MULTI-SACK GAMES (13)		
Date	Opponent	Sacks
10/6/19	vs. New York Jets (W, 31-6)	3.0
12/13/12	vs. Cincinnati Bengals (L, 13-34)	2.5
10/18/20	vs. Baltimore Ravens (L, 28-30)	2.0
9/27/20	vs. Cincinnati Bengals (T, 23-23)	2.0
9/10/17	at Washington (W, 30-17)	2.0
12/6/15	at New England Patriots (W, 35-28)	2.0
11/8/15	at Dallas Cowboys (W, 33-27)	2.0
12/1/13	vs. Arizona Cardinals (W, 24-21)	2.0
11/24/19	vs. Seattle Seahawks (L, 9-17)	1.5
11/11/18	vs. Dallas Cowboys (L, 20-27)	1.5
12/3/17	at Seattle Seahawks (L, 10-24)	1.5
11/10/14	vs. Carolina Panthers (W, 45-21)	1.5
12/2/12	at Dallas Cowboys (L, 33-38)	1.5

DEFENSIVE TOUCHDOWNS (1)		
Date	Opponent	Type (Yds)
12/10/17	at Los Angeles Rams (W, 43-35)	Fumble (16)







2017 GAME-BY-GAME STATISTICS (PHI)												
Date	Opp		GP/S	Tot	Solo	Sk	Int	PD	FF	FR	Snaps	Pct
Sep 10	at Was	W	1/1	4	3	2.0	0	0	1	0	43	68%
Sep 17	at KC	L	1/1	4	2	0.5	0	0	0	0	38	72%
Sep 24	NYG	W	1/1	1	0	0.0	0	1	0	0	46	67%
Oct 1	at LAC	W	1/1	1	1	0.0	0	0	0	0	44	77%
Oct 8	Ari	W	1/1	4	4	1.0	0	0	0	0	43	72%
Oct 12	at Car	W	1/1	3	1	0.5	0	0	0	0	62	76%
Oct 23	Was	W	1/1	1	1	0.0	0	1	0	0	44	69%
Oct 29	SF	W	1/1	2	1	1.0	0	0	0	0	44	67%
Nov 5	Den	W	1/1	5	3	0.0	0	0	0	0	40	62%
Nov 19	at Dal	W	1/1	4	2	1.0	0	0	0	0	44	70%
Nov 26	Chi	W	1/1	5	5	1.0	0	0	1	0	34	62%
Dec 3	at Sea	L	1/1	5	4	1.5	0	0	0	0	47	76%
Dec 10	at LAR	W	1/1	0	0	0.0	0	0	0	1	36	75%
Dec 17	at NYG	W	1/1	4	3	1.0	0	0	0	0	63	72%
Dec 25	Oak	W	1/1	4	3	0.0	0	0	0	0	38	55%
Dec 31	Dal	L	0/0	INACTIVE								
<b>Totals</b>			<b>15/15</b>	<b>47</b>	<b>33</b>	<b>9.5</b>	<b>0</b>	<b>2</b>	<b>2</b>	<b>1</b>	<b>666</b>	<b>65%</b>
PLAYOFFS												
Jan 13	Atl	W	1/1	2	2	0.0	0	0	0	0	57	90%
Jan 21	Min	W	1/1	0	0	0.0	0	0	0	0	53	79%
Feb 4	at NE	W	1/1	2	2	1.0	0	0	1	0	52	68%
<b>Totals</b>			<b>3/3</b>	<b>4</b>	<b>4</b>	<b>1.0</b>	<b>0</b>	<b>0</b>	<b>1</b>	<b>0</b>	<b>162</b>	<b>79%</b>

2016 GAME-BY-GAME STATISTICS (PHI)												
Date	Opp		GP/S	Tot	Solo	Sk	Int	PD	FF	FR	Snaps	Pct
Sep 11	Cle	W	1/1	3	2	1.0	0	0	1	0	36	69%
Sep 19	at Chi	W	1/1	4	4	1.0	0	0	0	0	37	71%
Sep 25	Pit	W	1/1	1	1	1.0	0	0	0	1	42	70%
Oct 9	at Det	L	1/1	6	5	0.0	0	0	0	0	53	87%
Oct 16	at Was	L	1/1	2	2	0.0	0	0	0	0	57	77%
Oct 23	Min	W	1/1	3	2	1.0	0	0	1	0	57	75%
Oct 30	at Dal	L	1/1	6	2	0.0	0	1	0	0	64	82%
Nov 6	at NYG	L	1/1	1	1	0.0	0	0	0	0	52	81%
Nov 13	Atl	W	1/1	3	3	1.0	0	0	0	0	38	76%
Nov 20	at Sea	L	1/1	2	1	0.0	0	0	0	0	48	72%
Nov 28	GB	L	1/1	5	3	0.0	0	0	0	0	54	76%
Dec 4	at Cin	L	1/1	9	6	0.0	0	0	0	0	49	77%
Dec 11	Was	L	1/1	2	2	0.0	0	0	0	0	33	79%
Dec 18	at Bal	L	1/1	6	3	0.5	0	0	0	0	43	74%
Dec 22	NYG	W	1/1	4	2	0.0	0	0	0	0	63	71%
Jan 1	Dal	W	1/1	2	2	0.0	0	0	0	0	38	68%
<b>Totals</b>			<b>16/16</b>	<b>59</b>	<b>41</b>	<b>5.5</b>	<b>0</b>	<b>1</b>	<b>2</b>	<b>1</b>	<b>764</b>	<b>75%</b>



- ▶ Totaled 2.0 sacks against Cowboys QB **Matt Cassel** at Dal. (11/8/15), jarring the ball loose on both plays ... Became the fifth Eagle since 1994 to post 2.0 sacks and 2 FFs in a game, joining **Fletcher Cox** (10/11/15 vs. New Orleans), **Jevon Kearse** (11/20/05 at N.Y. Giants), **Bobby Taylor** (9/15/97 at Dallas) and **William Fuller** (10/29/95 vs. St. Louis)

**2014 SEASON - EAGLES**

- ▶ Ranked 3rd in the NFL with a career-high 4 FFs, trailing only **Ryan Kerrigan** (5) and **Robert Quinn** (5) ... Also posted the 2nd-most TFLs (12) on the Eagles ... Added 41 tackles (32 solo), 9 QB hits and 5.5 sacks

**2013 SEASON - EAGLES**

- ▶ Recorded 15 tackles (11 solo), 5 QB hits, 4 TFLs, 3.0 sacks and 1 FF
- ▶ Tallied his 1st career postseason sack against Saints QB **Drew Brees** in the NFC Wild Card Playoff vs. NO (1/4/14)
- ▶ Sacked Cardinals QB **Carson Palmer** twice at Ari. (12/1/13)

**2012 SEASON - EAGLES**

- ▶ Logged 38 tackles (30 solo), 11 QB hits, 7 TFLs, 5.5 sacks, 2 FFs, 1 FR and 1 PD .. Tied with **Jason Babin** and **Fletcher Cox** for the team lead in sacks (4.0 sacks in the final six games of the season)
- ▶ Collared 2.5 sacks against Bengals QB **Andy Dalton** vs. Cin. (12/13/12), including strip-sack during the second quarter

**2011 SEASON - EAGLES**

- ▶ Posted 4 solo tackles and 1 TFL in three appearances

**2010 SEASON - EAGLES**

- ▶ Produced 13 tackles (12 solo), 8 QB hits, 3.0 sacks and 2 FFs

**COLLEGE HIGHLIGHTS**

- ▶ Played in 46 games (28 starts) at Michigan, recording 138 tackles (85 solo), 56 TFLs, 29.5 sacks, 8 FFs and 3 FRs ... Finished his collegiate career ranked 2nd in school history in TFLs, sacks and FFs

- ▶ Named a second-team All-America and first-team All-Big Ten selection as a senior in 2009 ... Named a Ted Hendricks Award finalist, which is given annually to the nation's top college defensive end ... Recorded a team-high 10.5 sacks while leading the NCAA with 26 TFLs
- ▶ Earned second-team all-conference honors as a junior in 2008 after notching 46 tackles (29 solo), 20 TFLs (ranked 2nd in the nation) and 10.0 sacks (ranked 2nd in the Big Ten)

**PERSONAL**

- ▶ Is married to his wife, Carlyne ... The couple has two children: a daughter, Emerson, and a son, Bryson ... Is the son of Tasha Graham and Derrick Walton and has three sisters: Brittany, Mikayla and Brianna
- ▶ Credits his mother as the most influential person in his life ... A cancer survivor, Tasha was diagnosed with leukemia at a young age ... Supported her family by working at a Chrysler auto plant
- ▶ A four-year starter at Crockett Vocational Technical (MI) ... Registered 307 tackles, 112 TFLs, 56.0 sacks, 16 FRs, 6 FFs and 2 INTs while averaging 40.0 yards per attempt as a punter during his high school career ... Earned *Parade*, *EA Sports* and *USA Today* first-team All-America honors and was voted the Michigan Gatorade Player of the Year

**TRANSACTIONS**

- ▶ **2010** - Drafted by PHI in 1st round (13th overall) ... **12/14/10** - Placed on Reserve/Injured ... **9/3/11** - Placed on Reserve/PUP ... **11/5/11** - Activated from Reserve/PUP ... **3/9/15** - Re-signed by PHI to 4-year contract ... **7/26/18** - Placed on Active/PUP ... **8/20/18** - Activated from Active/PUP ... **3/1/19** - Agreed to terms with PHI on 3-year contract ... **9/21/21** - Placed on Reserve/Injured



2015 GAME-BY-GAME STATISTICS (PHI)												
Date	Opp		GP/S	Tot	Solo	Sk	Int	PD	FF	FR	Snaps	Pct
Sep 14	at Atl	L	1/1	3	2	0.0	0	0	0	0	53	69%
Sep 20	Dal	L	1/1	2	2	0.0	0	0	0	0	67	79%
Sep 27	at NYJ	W	1/0	3	1	0.0	0	0	0	0	49	62%
Oct 4	at Was	L	1/1	7	6	1.0	0	0	1	0	56	67%
Oct 11	NO	W	1/0	0	0	0.0	0	0	0	0	44	64%
Oct 19	NYG	W	1/1	4	4	1.0	0	0	0	0	45	66%
Oct 25	at Car	L	1/1	5	2	0.0	0	0	0	0	39	64%
Nov 8	at Dal	W	1/1	7	7	2.0	0	0	2	0	61	78%
Nov 15	Mia	L	1/1	2	1	0.5	0	0	0	0	51	76%
Nov 22	TB	L	1/1	2	2	0.0	0	0	0	0	56	72%
Nov 26	at Det	L	1/0	3	3	0.0	0	0	0	0	47	65%
Dec 6	at NE	W	1/1	4	4	2.0	0	0	0	0	67	75%
Dec 13	Buf	W	1/1	3	1	0.0	0	1	0	0	63	85%
Dec 20	Ari	L	1/0	1	1	0.0	0	0	0	0	56	74%
Dec 26	Was	L	1/0	1	0	0.0	0	0	0	0	58	77%
Jan 3	at NYG	W	1/0	4	3	0.0	0	0	0	0	46	55%
<b>Totals</b>			<b>16/10</b>	<b>51</b>	<b>39</b>	<b>6.5</b>	<b>0</b>	<b>1</b>	<b>3</b>	<b>0</b>	<b>858</b>	<b>71%</b>

2014 GAME-BY-GAME STATISTICS (PHI)												
Date	Opp		GP/S	Tot	Solo	Sk	Int	PD	FF	FR	Snaps	Pct
Sep 7	Jax	W	1/0	4	3	0.0	0	0	0	0	25	34%
Sep 15	at Ind	W	1/0	1	0	0.0	0	0	0	0	23	32%
Sep 21	Was	W	1/0	2	2	0.0	0	0	1	0	27	35%
Sep 28	at SF	L	1/0	3	2	1.0	0	0	0	0	28	34%
Oct 5	StL	W	1/0	2	2	0.0	0	0	1	0	26	35%
Oct 12	NYG	W	1/0	4	4	1.0	0	0	1	0	33	52%
Oct 26	at Ari	L	1/0	1	1	0.0	0	0	0	0	28	40%
Nov 2	at Hou	W	1/0	1	1	1.0	0	0	0	0	20	33%
Nov 10	Car	W	1/0	4	3	1.5	0	0	1	0	40	49%
Nov 16	at GB	L	1/0	2	1	0.0	0	0	0	0	28	41%
Nov 23	Ten	W	1/0	2	2	0.0	0	0	0	0	28	41%
Nov 27	at Dal	W	1/0	3	3	1.0	0	0	0	0	24	39%
Dec 7	Sea	L	1/0	0	0	0.0	0	0	0	0	31	36%
Dec 14	Dal	L	1/0	3	3	0.0	0	0	0	0	41	50%
Dec 20	at Was	L	1/1	6	2	0.0	0	0	0	0	57	100%
Dec 28	at NYG	W	1/0	3	3	0.0	0	0	0	0	40	50%
<b>Totals</b>			<b>16/1</b>	<b>41</b>	<b>32</b>	<b>5.5</b>	<b>0</b>	<b>0</b>	<b>4</b>	<b>0</b>	<b>499</b>	<b>43%</b>

2013 GAME-BY-GAME STATISTICS (PHI)												
Date	Opp		GP/S	Tot	Solo	Sk	Int	PD	FF	FR	Snaps	Pct
Sep 9	at Was	W	1/0	0	0	0.0	0	0	0	0	16	21%
Sep 15	SD	L	1/0	0	0	0.0	0	0	0	0	16	19%
Sep 19	KC	L	1/0	1	1	1.0	0	0	0	0	17	20%
Sep 29	at Den	L	1/0	1	1	0.0	0	0	0	0	20	27%
Oct 6	at NYG	W	1/0	0	0	0.0	0	0	0	0	22	30%
Oct 13	at TB	W	1/0	0	0	0.0	0	0	0	0	23	32%
Oct 20	Dal	L	1/0	2	2	0.0	0	0	0	0	18	55%
Oct 27	NYG	L	1/0	1	1	0.0	0	0	0	0	18	24%
Nov 3	at Oak	W	1/0	1	0	0.0	0	0	0	0	28	29%
Nov 10	at GB	W	1/0	1	0	0.0	0	0	0	0	17	22%
Nov 17	Was	W	1/0	1	1	0.0	0	0	0	0	28	34%
Dec 1	Ari	W	1/0	3	2	2.0	0	0	0	0	13	18%
Dec 8	Det	W	1/0	1	1	0.0	0	0	1	0	21	36%
Dec 15	at Min	L	1/0	1	0	0.0	0	0	0	0	20	27%
Dec 22	Chi	W	1/0	0	0	0.0	0	0	0	0	27	42%
Dec 29	at Dal	W	1/0	2	2	0.0	0	0	0	0	19	29%
<b>Totals</b>			<b>16/0</b>	<b>15</b>	<b>11</b>	<b>3.0</b>	<b>0</b>	<b>0</b>	<b>1</b>	<b>0</b>	<b>323</b>	<b>27%</b>
PLAYOFFS												
Jan 4	NO	L	1/0	2	1	1.0	0	0	0	0	22	31%
<b>Totals</b>			<b>1/0</b>	<b>2</b>	<b>1</b>	<b>1.0</b>	<b>0</b>	<b>0</b>	<b>0</b>	<b>0</b>	<b>22</b>	<b>31%</b>

2012 GAME-BY-GAME STATISTICS (PHI)												
Date	Opp		GP/S	Tot	Solo	Sk	Int	PD	FF	FR	Snaps	Pct
Sep 9	at Cle	W	1/0	1	1	0.0	0	0	0	0	4	7%
Sep 16	Bal	W	1/0	1	1	0.0	0	0	0	0	9	13%
Sep 23	at Ari	L	1/0	4	3	0.5	0	0	0	0	17	27%
Sep 30	NYG	W	1/0	0	0	0.0	0	0	0	0	10	15%
Oct 7	at Pit	L	1/0	1	0	0.0	0	0	0	0	18	25%
Oct 14	Det	L	1/0	1	1	0.0	0	0	0	0	18	23%
Oct 28	Atl	L	1/0	4	4	0.0	0	0	0	0	31	41%
Nov 5	at NO	L	1/0	2	1	1.0	0	0	1	1	21	38%
Nov 11	Dal	L	1/0	0	0	0.0	0	0	0	0	22	41%
Nov 18	at Was	L	1/0	0	0	0.0	0	0	0	0	22	42%
Nov 26	Car	L	1/1	1	1	0.0	0	0	0	0	30	44%
Dec 2	at Dal	L	1/1	6	4	1.5	0	0	0	0	31	48%
Dec 9	at TB	W	1/1	2	2	0.0	0	0	0	0	47	65%
Dec 13	Cin	L	1/1	6	4	2.5	0	0	1	0	52	67%
Dec 23	Was	L	1/1	7	6	0.0	0	1	0	0	39	74%
Dec 30	at NYG	L	1/1	2	2	0.0	0	0	0	0	49	78%
<b>Totals</b>			<b>16/6</b>	<b>38</b>	<b>30</b>	<b>5.5</b>	<b>0</b>	<b>1</b>	<b>2</b>	<b>1</b>	<b>420</b>	<b>40%</b>



2011 GAME-BY-GAME STATISTICS (PHI)												
Date	Opp		GP/S	Tot	Solo	Sk	Int	PD	FF	FR	Snaps	Pct
Sep 11	at StL	W	0/0	RESERVE/PUP								
Sep 18	at Atl	L	0/0	RESERVE/PUP								
Sep 25	NYG	L	0/0	RESERVE/PUP								
Oct 2	SF	L	0/0	RESERVE/PUP								
Oct 9	at Buf	L	0/0	RESERVE/PUP								
Oct 16	at Was	W	0/0	RESERVE/PUP								
Oct 30	Dal	W	0/0	RESERVE/PUP								
Nov 7	Chi	L	1/0	3	3	0.0	0	0	0	0	N/A	N/A
Nov 13	Ari	L	1/0	0	0	0.0	0	0	0	0	N/A	N/A
Nov 20	at NYG	W	0/0	INACTIVE								
Nov 27	NE	L	0/0	INACTIVE								
Dec 1	at Sea	L	0/0	DID NOT PLAY								
Dec 11	at Mia	W	0/0	INACTIVE								
Dec 18	NYJ	W	1/0	1	1	0.0	0	0	0	0	N/A	N/A
Dec 24	at Dal	W	0/0	INACTIVE								
Jan 1	Was	W	0/0	DID NOT PLAY								
<b>Totals</b>			<b>3/0</b>	<b>4</b>	<b>4</b>	<b>0.0</b>	<b>0</b>	<b>0</b>	<b>0</b>	<b>0</b>	<b>N/A</b>	<b>N/A</b>

2010 GAME-BY-GAME STATISTICS (PHI)												
Date	Opp		GP/S	Tot	Solo	Sk	Int	PD	FF	FR	Snaps	Pct
Sep 12	GB	L	1/1	0	0	0.0	0	0	0	0	N/A	N/A
Sep 19	at Det	W	1/1	2	2	1.0	0	0	0	0	N/A	N/A
Sep 26	at Jax	W	1/1	0	0	0.0	0	0	0	0	N/A	N/A
Oct 3	Was	W	1/1	2	2	0.0	0	0	0	0	N/A	N/A
Oct 10	at SF	L	1/0	2	2	1.0	0	0	1	0	N/A	N/A
Oct 17	Atl	W	1/0	1	1	0.0	0	0	0	0	N/A	N/A
Oct 24	at Ten	L	1/0	0	0	0.0	0	0	0	0	N/A	N/A
Nov 7	Ind	W	1/0	0	0	0.0	0	0	0	0	N/A	N/A
Nov 15	at Was	W	1/0	0	0	0.0	0	0	0	0	N/A	N/A
Nov 21	NYG	W	1/0	2	2	0.0	0	0	1	0	N/A	N/A
Nov 28	at Chi	L	1/1	3	3	1.0	0	0	0	0	N/A	N/A
Dec 2	Hou	W	1/1	1	0	0.0	0	0	0	0	N/A	N/A
Dec 12	at Dal	W	1/0	0	0	0.0	0	0	0	0	N/A	N/A
Dec 19	at NYG	W	0/0	RESERVE/INJURED								
Dec 28	Min	L	0/0	RESERVE/INJURED								
Jan 2	Dal	L	0/0	RESERVE/INJURED								
<b>Totals</b>			<b>13/6</b>	<b>13</b>	<b>12</b>	<b>3.0</b>	<b>0</b>	<b>0</b>	<b>2</b>	<b>0</b>	<b>N/A</b>	<b>N/A</b>
PLAYOFFS												
Jan 9	GB	L	0/0	RESERVE/INJURED								
<b>Totals</b>			<b>0/0</b>	<b>0</b>	<b>0</b>	<b>0.0</b>	<b>0</b>	<b>0</b>	<b>0</b>	<b>0</b>	<b>N/A</b>	<b>N/A</b>



# JOSH HAMMOND

WIDE RECEIVER | 46



Height: 6-0 Weight: 194 DOB: July 24, 1998 (Age 24)

NFL Experience: 1st Year (1st with Eagles) Draft: UDFA-20 by JAX Acquired: W-Jax-22

College: Florida Hometown (HS): Hallandale Beach, FL (Hallandale)

## CAREER STATISTICS

Year	Team	GP/S	RECEIVING					OFF SNAPS	
			Rec	Yds	Avg	Lg	TD	No	Pct
2021	Jacksonville	2/0	0	0	---	--	0	13	1%
<b>Totals</b>		<b>2/0</b>	<b>0</b>	<b>0</b>	<b>---</b>	<b>--</b>	<b>0</b>	<b>---</b>	<b>---</b>

## CAREER HIGHS

Receptions	--	---
Receiving Yards	--	---
Receiving Long	--	---
Receiving TDs	--	---

## 2021 GAME-BY-GAME STATISTICS (JAX)

Date	Opp	GP/S	Rec	Yds	Avg	Lg	TD	Snaps	Pct		
Sep 12	at Hou	L	---	JAGUARS PRACTICE SQUAD							
Sep 19	Den	L	---	JAGUARS PRACTICE SQUAD							
Sep 26	Ari	L	---	JAGUARS PRACTICE SQUAD							
Sep 30	at Cin	L	---	JAGUARS PRACTICE SQUAD							
Oct 10	Ten	L	---	JAGUARS PRACTICE SQUAD							
Oct 17	Mia	W	---	JAGUARS PRACTICE SQUAD							
Oct 31	at Sea	L	---	JAGUARS PRACTICE SQUAD							
Nov 7	Buf	W	---	JAGUARS PRACTICE SQUAD							
Nov 14	at Ind	L	---	JAGUARS PRACTICE SQUAD							
Nov 21	SF	L	---	JAGUARS PRACTICE SQUAD							
Nov 28	Atl	L	---	JAGUARS PRACTICE SQUAD							
Dec 5	at LAR	L	---	JAGUARS PRACTICE SQUAD							
Dec 12	at Ten	L	---	JAGUARS PRACTICE SQUAD							
Dec 19	Hou	L	---	JAGUARS PRACTICE SQUAD							
Dec 26	at NYJ	L	1/0	0	0	---	--	0	8	11%	
Jan 2	at NE	L	---	JAGUARS PRACTICE SQUAD							
Jan 9	Ind	W	1/0	0	0	---	--	0	5	7%	
<b>Totals</b>		<b>2/0</b>	<b>0</b>	<b>0</b>	<b>---</b>	<b>--</b>	<b>0</b>	<b>13</b>	<b>1%</b>		

## BIRDSEED

- ▶ Is the younger brother of former NFL WR **Frankie Hammond**, who was signed by Kansas City as a UDFA in 2013 after playing collegiately at Florida ... Frankie saw action in 25 career games (three starts)

## 2021 SEASON - JAGUARS

- ▶ Appeared in 13 offensive snaps over two games

## COLLEGE HIGHLIGHTS

- ▶ Finished his career at Florida (2016-19) with 87 receptions for 1,138 yards (13.1 avg.) and 6 TDs in 49 contests (31 starts) ... As a senior in 2019, caught 27 passes for 346 yards and 2 TDs ... Started 13 games as a junior in 2018 and had 369 yards on 28 receptions ... Played in 10 games (eight starts) as a sophomore and logged 18 catches for 246 yards ... Caught 14 passes for 177 yards as a freshman in 2016

## PERSONAL

- ▶ Prepped at Hallandale (FL) High School, where he was voted first-team all-state after leading his team to a 10-3 record as a senior ... Played in the 2016 Under Armour All-America Game in Orlando, FL

## TRANSACTIONS

- ▶ **2020** - Signed by JAX as UDFA ... **9/5/20** - Waived by JAX ... **9/6/20** - Signed by JAX to practice squad ... **10/17/20** - Placed on Reserve/COVID-19 ... **10/22/20** - Activated from Reserve/COVID-19 ... **12/18/20** - Placed on Reserve/COVID-19 ... **12/23/20** - Activated from Reserve/COVID-19 ... **1/4/21** - Signed by JAX to reserve/future contract ... **8/31/21** - Waived by JAX ... **9/1/21** - Signed by JAX to practice squad ... **12/25/21** - Elevated by JAX from practice squad as COVID-19 replacement for Week 16 at N.Y. Jets ... **12/29/21** - Placed on Reserve/COVID-19 ... **1/5/22** - Activated from Reserve/COVID-19 ... **1/8/22** - Elevated by JAX from practice squad as COVID-19 replacement for Week 18 vs. Indianapolis ... **1/10/22** - Signed by JAX to reserve/future contract ... **5/16/22** - Waived by JAX ... **5/17/22** - Claimed by PHI off waivers





# JAVON HARGRAVE

DEFENSIVE TACKLE | 97

(pronounced JAY-von)

Height: 6-2 Weight: 305 DOB: Feb. 7, 1993 (Age 29)

NFL Experience: 7th Year (7th with Eagles) Draft: D3-16 (89th overall) by PIT Acquired: FA-Pit-20

College: South Carolina State Hometown (HS): Salisbury, NC (North Roan)



PRO BOWL: 2022

## CAREER STATISTICS

Year	Team	GP/S	TACKLES				PASS RUSH			INTERCEPTIONS					FUMBLES		DEF SNAPS	
			Total	Solo	Asst	TFL	Sacks	QBH	QBP	Int	Yds	Lg	TD	PD	FF	FR	No	Pct
2016	Pittsburgh	15/13	27	18	9	5	2.0	3	16	0	0	--	0	0	0	1	492	47%
2017	Pittsburgh	16/12	32	21	11	4	2.0	4	16	0	0	--	0	1	1	0	455	46%
2018	Pittsburgh	16/14	49	32	17	6	6.5	8	19	0	0	--	0	1	0	0	455	44%
2019	Pittsburgh	16/13	60	35	25	7	4.0	6	31	0	0	--	0	0	1	0	680	63%
2020	Philadelphia	15/11	38	16	22	5	4.5	8	28	0	0	--	0	1	0	1	600	54%
2021	Philadelphia	16/16	63	27	36	9	7.5	18	58	0	0	--	0	1	1	0	729	65%
<b>Totals</b>		<b>94/79</b>	<b>269</b>	<b>149</b>	<b>120</b>	<b>36</b>	<b>26.5</b>	<b>47</b>	<b>168</b>	<b>0</b>	<b>0</b>	<b>--</b>	<b>0</b>	<b>4</b>	<b>3</b>	<b>2</b>	<b>---</b>	<b>---</b>

## PLAYOFFS

2016	Pittsburgh	3/3	8	4	4	3	1.0	1	3	0	0	--	0	0	0	0	153	77%
2017	Pittsburgh	1/1	1	1	0	0	0.0	0	0	0	0	--	0	0	0	0	23	38%
2021	Philadelphia	1/1	4	0	4	0	1.0	2	2	0	0	--	0	0	0	0	52	71%
<b>Totals</b>		<b>5/5</b>	<b>13</b>	<b>5</b>	<b>8</b>	<b>3</b>	<b>2.0</b>	<b>3</b>	<b>5</b>	<b>0</b>	<b>0</b>	<b>--</b>	<b>0</b>	<b>0</b>	<b>0</b>	<b>0</b>	<b>---</b>	<b>---</b>

## ADDITIONAL STATISTICS

Fumble Recovery TDs: 1 - 2016 (1)

## CAREER HIGHS

Tackles	10	10/8/17 vs. Jax.
Sacks	2.0	4x, last: 9/27/21 at Dal.
INTs	--	---
PDs	1	4x, last: 12/26/21 vs. NYG
FFs	1	3x, last: 9/27/21 at Dal.
FRs	1	2x, last: 12/13/20 vs. NO

## CAREER HIGHLIGHTS

- Named to his first career **Pro Bowl** following the 2021 season ... Produced the 2nd-most pressures (58, tied), 3rd-most QB hits (18, tied) and 6th-most sacks (7.5) among NFL DTs (all career highs)

## BIRDSEED

- Earned the nickname of "Grave Digger" during his time in college from former South Carolina State defensive coordinator Mike Adams
- Has supported breast cancer awareness through the NFL's *My Cause My Cleats* campaign to honor his mother's previous battle

## 2021 SEASON - EAGLES

- Led the team with career highs in pressures (58), QB hits (18), TFLs (9) and sacks (7.5, tied) en route to **Pro Bowl** recognition ... Tied with **Jeffery Simmons** for the 2nd-most pressures among NFL DTs, trailing only **Aaron Donald** (64) ... Also ranked T-3rd league-wide at his position in QB hits, behind **Jonathan Allen** (30) and Donald (25), as well as 6th in sacks ... Added a career-high 63 tackles with 1 PD and 1 FF
- Totaled 4 tackles, 2 QB hits and 1.0 sack against Buccaneers QB **Tom Brady** in the NFC Wild Card Playoff at TB (1/16/22)
- Recorded a career-high-tying 2.0 sacks with 6 tackles (5 solo) and 1 FF at Dal. (9/27/21) ... Strip-sacked Cowboys QB **Dak Prescott** in the end zone during the first quarter, resulting in a fumble recovery TD by **Fletcher Cox** ... Became the first NFL DT to produce 15+ tackles and 4.0+ sacks through three games since **Warren Sapp** in 1999
- Sacked Falcons QB **Matt Ryan** twice in the 32-6 win at Atl. (9/12/21) ... Became the first Eagles DT to register 2.0+ sacks in a season opener since **Ken Clarke** on 9/7/86 at Washington (2.0)





2021 GAME-BY-GAME STATISTICS (PHI)													
Date	Opp	GP/S	Tot	Solo	Sk	Int	PD	FF	FR	Snaps	Pct		
Sep 12	at Atl	W	1/1	5	3	2.0	0	0	0	40	56%		
Sep 19	SF	L	1/1	7	2	0.0	0	0	0	50	71%		
Sep 27	at Dal	L	1/1	6	4	2.0	0	0	1	50	65%		
Oct 3	KC	L	1/1	6	3	1.0	0	0	0	44	66%		
Oct 10	at Car	W	1/1	3	1	1.0	0	0	0	49	69%		
Oct 14	TB	L	1/1	4	3	0.0	0	0	0	59	79%		
Oct 24	at LV	L	1/1	7	0	0.0	0	0	0	49	74%		
Oct 31	at Det	W	1/1	1	0	0.0	0	0	0	31	50%		
Nov 7	LAC	L	1/1	3	2	0.0	0	0	0	52	75%		
Nov 14	at Den	W	1/1	2	1	0.0	0	0	0	50	86%		
Nov 21	NO	W	1/1	3	1	0.0	0	0	0	49	75%		
Nov 28	at NYG	L	1/1	3	2	1.0	0	0	0	45	75%		
Dec 5	at NYJ	W	1/1	2	0	0.5	0	0	0	37	63%		
Dec 21	Was	W	1/1	3	1	0.0	0	0	0	31	56%		
Dec 26	NYG	W	1/1	2	2	0.0	0	1	0	40	53%		
Jan 2	at Was	W	1/1	5	2	0.0	0	0	0	53	84%		
Jan 8	Dal	L	0/0	INACTIVE									
<b>Totals</b>			<b>16/16</b>	<b>63</b>	<b>27</b>	<b>7.5</b>	<b>0</b>	<b>1</b>	<b>1</b>	<b>0</b>	<b>729</b>	<b>65%</b>	
PLAYOFFS													
Jan 16	at TB	L	1/1	4	0	1.0	0	0	0	52	71%		
<b>Totals</b>			<b>1/1</b>	<b>4</b>	<b>0</b>	<b>1.0</b>	<b>0</b>	<b>0</b>	<b>0</b>	<b>0</b>	<b>52</b>	<b>71%</b>	

MULTI-SACK GAMES (4)		
Date	Opponent	Sacks
9/27/21	at Dallas Cowboys (L, 21-41)	2.0
9/12/21	at Atlanta Falcons (W, 32-6)	2.0
12/13/20	vs. New Orleans Saints (W, 24-21)	2.0
11/18/18	at Jacksonville Jaguars (W, 20-16)	2.0



2020 GAME-BY-GAME STATISTICS (PHI)													
Date	Opp	GP/S	Tot	Solo	Sk	Int	PD	FF	FR	Snaps	Pct		
Sep 13	at Was	L	0/0	INACTIVE									
Sep 20	LAR	L	1/0	0	0	0.0	0	0	0	25	36%		
Sep 27	Cin	T	1/0	0	0	0.0	0	0	0	32	44%		
Oct 4	at SF	W	1/0	1	0	0.5	0	0	0	42	58%		
Oct 11	at Pit	L	1/1	4	1	0.5	0	0	0	49	65%		
Oct 18	Bal	L	1/0	0	0	0.0	0	0	0	42	58%		
Oct 22	NYG	W	1/1	2	1	0.0	0	0	0	42	70%		
Nov 1	Dal	W	1/1	2	1	0.0	0	1	0	48	61%		
Nov 15	at NYG	L	1/1	3	1	0.5	0	0	0	35	49%		
Nov 22	at Cle	L	1/1	7	3	0.0	0	0	0	49	73%		
Nov 30	Sea	L	1/1	3	1	0.0	0	0	0	37	55%		
Dec 6	at GB	L	1/1	2	1	1.0	0	0	0	29	48%		
Dec 13	NO	W	1/1	4	2	2.0	0	0	0	42	67%		
Dec 20	at Ari	L	1/1	2	2	0.0	0	0	0	39	57%		
Dec 27	at Dal	L	1/1	5	1	0.0	0	0	0	51	73%		
Jan 3	Was	L	1/1	3	2	0.0	0	0	0	38	60%		
<b>Totals</b>			<b>15/11</b>	<b>38</b>	<b>16</b>	<b>4.5</b>	<b>0</b>	<b>1</b>	<b>0</b>	<b>1</b>	<b>600</b>	<b>54%</b>	

2020 SEASON - EAGLES

- ▶ Posted 38 tackles (16 solo), 28 pressures, 8 QB hits, 5 TFLs, 4.5 sacks, 1 PD and 1 FR ... Tied **Derek Barnett** for the 2nd-most pressures on the Eagles defense, trailing only **Brandon Graham** (36)
- ▶ Produced a career-high-tying 2.0 sacks against Saints QB **Taysom Hill** in the 24-21 win vs. NO (12/13/20) ... Also recovered a fumble forced by **Josh Sweat** to set up an Eagles TD drive in the fourth quarter

2019 SEASON - STEELERS

- ▶ Registered 60 tackles (35 solo), 31 pressures, 7 TFLs, 6 QB hits, 4.0 sacks and 1 FF in 680 defensive snaps
- ▶ Forced a fumble by Rams QB **Jared Goff** that was corralled by Steelers S **Minkah Fitzpatrick** and returned 43 yards for a score during the second quarter of the 17-12 victory vs. LAR (11/10/19)

2018 SEASON - STEELERS

- ▶ Logged the 3rd-most sacks (6.5) on the Steelers defense, trailing only **T.J. Watt** (13.0) and **Cameron Heyward** (8.0) ... Also totaled 49 tackles (32 solo), 19 pressures, 8 QB hits, 6 TFLs and 1 PD
- ▶ Contributed to sacks in three consecutive games (11/18/18-12/2/18), including a career-high 2.0 sacks against Jaguars QB **Blake Bortles** in the 20-16 win at Jax. (11/18/18)

2017 SEASON - STEELERS

- ▶ Finished the regular season with 32 tackles (21 solo), 16 pressures, 4 TFLs, 4 QB hits, 2.0 sacks, 1 PD and 1 FF ... Added 1 solo tackle during the AFC Division Playoff vs. Jax. (1/4/18)
- ▶ Tallied a career-high 10 tackles (4 solo) vs. Jax. (10/8/17)

2016 SEASON - STEELERS

- ▶ Posted 27 tackles (18 solo), 16 pressures, 5 TFLs, 3 QB hits, 2.0 sacks and 1 FR during the regular season of his rookie season ... Combined for 8 tackles (4 solo), 3 TFLs and 1.0 sack in three playoff games
- ▶ Logged 5 tackles (2 solo) and sacked Patriots QB **Tom Brady** in the AFC Championship Game at NE (1/22/17)
- ▶ Recovered a fumble by Browns QB **Josh McCown** (forced by Steelers LB **Ryan Shazier**) in the end zone for his 1st career TD during the 24-9 victory at Cle. (11/20/16)



2019 GAME-BY-GAME STATISTICS (PIT)												
Date	Opp		GP/S	Tot	Solo	Sk	Int	PD	FF	FR	Snaps	Pct
Sep 8	at NE	L	1/1	0	0	0.0	0	0	0	0	26	37%
Sep 15	Sea	L	1/0	1	0	0.0	0	0	0	0	37	47%
Sep 22	at SF	L	1/1	6	6	0.0	0	0	0	0	46	58%
Sep 30	Cin	W	1/0	3	2	1.0	0	0	0	0	26	39%
Oct 6	Bal	L	1/1	2	2	1.0	0	0	0	0	39	49%
Oct 13	at LAC	W	1/0	2	1	0.0	0	0	0	0	39	63%
Oct 28	Mia	W	1/1	1	1	0.0	0	0	0	0	32	53%
Nov 3	Ind	W	1/1	4	3	0.0	0	0	0	0	51	73%
Nov 10	LAR	W	1/1	7	2	1.0	0	0	1	0	55	73%
Nov 14	at Cle	L	1/1	9	6	0.0	0	0	0	0	55	79%
Nov 24	at Cin	W	1/1	4	2	0.0	0	0	0	0	38	67%
Dec 1	Cle	W	1/1	6	3	1.0	0	0	0	0	46	70%
Dec 8	at Ari	W	1/1	2	1	0.0	0	0	0	0	42	72%
Dec 15	Buf	L	1/1	2	2	0.0	0	0	0	0	52	80%
Dec 22	at NYJ	L	1/1	6	1	0.0	0	0	0	0	45	74%
Dec 29	at Bal	L	1/1	5	3	0.0	0	0	0	0	51	75%
<b>Totals</b>			<b>16/13</b>	<b>60</b>	<b>35</b>	<b>4.0</b>	<b>0</b>	<b>0</b>	<b>1</b>	<b>0</b>	<b>680</b>	<b>63%</b>

2018 GAME-BY-GAME STATISTICS (PIT)												
Date	Opp		GP/S	Tot	Solo	Sk	Int	PD	FF	FR	Snaps	Pct
Sep 9	at Cle	T	1/1	4	3	1.0	0	0	0	0	25	28%
Sep 16	KC	L	1/0	1	1	0.0	0	0	0	0	17	29%
Sep 24	at TB	W	1/1	2	2	0.0	0	0	0	0	23	32%
Sep 30	Bal	L	1/1	3	2	1.0	0	0	0	0	27	36%
Oct 7	Atl	W	1/1	1	0	0.0	0	0	0	0	17	24%
Oct 14	at Cin	W	1/1	5	2	1.0	0	0	0	0	21	34%
Oct 28	Cle	W	1/1	3	2	0.0	0	0	0	0	24	38%
Nov 4	at Bal	W	1/1	2	1	0.0	0	0	0	0	18	30%
Nov 8	Car	W	1/1	6	6	0.0	0	0	0	0	37	65%
Nov 18	at Jax	W	1/1	4	4	2.0	0	1	0	0	51	74%
Nov 25	at Den	L	1/1	4	1	0.5	0	0	0	0	46	81%
Dec 2	LAC	L	1/1	4	3	1.0	0	0	0	0	33	52%
Dec 9	at Oak	L	1/0	3	2	0.0	0	0	0	0	31	46%
Dec 16	NE	W	1/1	3	1	0.0	0	0	0	0	31	50%
Dec 23	at NO	L	1/1	0	0	0.0	0	0	0	0	30	46%
Dec 30	Cin	W	1/1	4	2	0.0	0	0	0	0	24	49%
<b>Totals</b>			<b>16/14</b>	<b>49</b>	<b>32</b>	<b>6.5</b>	<b>0</b>	<b>1</b>	<b>0</b>	<b>0</b>	<b>455</b>	<b>44%</b>

2017 GAME-BY-GAME STATISTICS (PIT)												
Date	Opp		GP/S	Tot	Solo	Sk	Int	PD	FF	FR	Snaps	Pct
Sep 10	at Cle	W	1/1	3	3	1.0	0	0	0	0	25	38%
Sep 17	Min	W	1/0	0	0	0.0	0	0	0	0	23	35%
Sep 24	at Chi	L	1/1	2	2	1.0	0	0	0	0	38	59%
Oct 1	at Bal	W	1/1	1	0	0.0	0	0	0	0	29	42%
Oct 8	Jax	L	1/1	10	4	0.0	0	0	0	0	33	61%
Oct 15	at KC	W	1/1	0	0	0.0	0	0	0	0	21	39%
Oct 22	Cin	W	1/1	3	1	0.0	0	0	0	0	28	55%
Oct 29	at Det	W	1/1	2	2	0.0	0	0	0	0	39	55%
Nov 12	at Ind	W	1/1	0	0	0.0	0	1	0	0	28	48%
Nov 16	Ten	W	1/0	3	2	0.0	0	0	0	0	23	35%
Nov 26	GB	W	1/0	1	1	0.0	0	0	0	0	20	36%
Dec 4	at Cin	W	1/0	0	0	0.0	0	0	0	0	22	34%
Dec 10	Bal	W	1/1	4	4	0.0	0	0	1	0	39	61%
Dec 17	NE	L	1/1	1	1	0.0	0	0	0	0	39	66%
Dec 25	at Hou	W	1/1	1	0	0.0	0	0	0	0	18	33%
Dec 31	Cle	W	1/1	1	1	0.0	0	0	0	0	30	46%
<b>Totals</b>			<b>16/12</b>	<b>32</b>	<b>21</b>	<b>2.0</b>	<b>0</b>	<b>1</b>	<b>1</b>	<b>0</b>	<b>455</b>	<b>46%</b>
PLAYOFFS												
Jan 14	Jax	L	1/1	1	1	0.0	0	0	0	0	23	38%
<b>Totals</b>			<b>1/1</b>	<b>1</b>	<b>1</b>	<b>0.0</b>	<b>0</b>	<b>0</b>	<b>0</b>	<b>0</b>	<b>23</b>	<b>38%</b>

DEFENSIVE TOUCHDOWNS (1)		
Date	Opponent	Type (Yds)
11/20/16	at Cleveland Browns (W, 24-9)	Fumble (0)



**COLLEGE HIGHLIGHTS**

- ▶ Started 47 career games at South Carolina State (2012-15) ... Totaled 200 tackles, 62 TFLs, 37.0 sacks, 5 FFs and 2 FRs ... Twice named SBN Sports Mel Blount Defensive Player of the Year and Defensive Player of the Year in the Mid-Eastern Athletic Conference (2014-15)
- ▶ Ranked 5th in the FCS with 22 TFLs in 2015 ... Led the MEAC and finished 3rd in the FCS with 16.0 sacks in 2014 ... Voted second-team All-MEAC for the 2013 season

**PERSONAL**

- ▶ Attended North Roan (NC) High School, where he lettered in football, basketball and track ... Garnered all-state and all-county honors in football and was named Defensive Player of the Year twice ... A member of his high school's 2011 basketball state championship team who was named Player of the Year following his junior season
- ▶ Is the son of Yvette and Timothy Bates

**TRANSACTIONS**

- ▶ **2016** - Drafted by PIT in 3rd round (89th overall) ... **3/18/20** - Agreed to terms with PHI on 3-year contract



2016 GAME-BY-GAME STATISTICS (PIT)												
Date	Opp		GP/S	Tot	Solo	Sk	Int	PD	FF	FR	Snaps	Pct
Sep 12	at Was	W	1/0	0	0	0.0	0	0	0	0	13	22%
Sep 18	Cin	W	1/1	1	1	0.0	0	0	0	0	11	15%
Sep 25	at Phi	L	1/1	1	1	0.0	0	0	0	0	13	20%
Oct 2	KC	W	1/1	2	0	0.0	0	0	0	0	26	35%
Oct 9	NYJ	W	1/0	2	2	0.0	0	0	0	0	32	55%
Oct 16	at Mia	L	1/1	3	1	0.0	0	0	0	0	48	69%
Oct 23	NE	L	1/1	1	1	0.0	0	0	0	0	44	77%
Nov 6	at Bal	L	1/1	1	0	0.0	0	0	0	0	27	39%
Nov 13	Dal	L	1/1	1	1	0.0	0	0	0	0	21	32%
Nov 20	at Cle	W	1/1	1	1	1.0	0	0	0	1	41	62%
Nov 24	at Ind	W	1/1	5	4	1.0	0	0	0	0	46	73%
Dec 4	NYG	W	1/1	2	2	0.0	0	0	0	0	12	20%
Dec 11	at Buf	W	0/0	INACTIVE								
Dec 18	at Cin	W	1/1	1	0	0.0	0	0	0	0	49	85%
Dec 25	Bal	W	1/1	4	2	0.0	0	0	0	0	63	84%
Jan 1	Cle	W	1/1	2	2	0.0	0	0	0	0	46	59%
<b>Totals</b>			<b>15/13</b>	<b>27</b>	<b>18</b>	<b>2.0</b>	<b>0</b>	<b>0</b>	<b>0</b>	<b>1</b>	<b>492</b>	<b>47%</b>
PLAYOFFS												
Jan 8	Mia	W	1/1	1	0	0.0	0	0	0	0	50	77%
Jan 15	at KC	W	1/1	2	2	0.0	0	0	0	0	51	86%
Jan 22	at NE	L	1/1	5	2	1.0	0	0	0	0	52	70%
<b>Totals</b>			<b>3/3</b>	<b>8</b>	<b>4</b>	<b>1.0</b>	<b>0</b>	<b>0</b>	<b>0</b>	<b>0</b>	<b>153</b>	<b>77%</b>







# ANTHONY HARRIS

SAFETY | 28



**Height:** 6-1 **Weight:** 202 **DOB:** Oct. 9, 1991 (Age 30)  
**NFL Experience:** 8th Year (2nd with Eagles) **Draft:** UDFA-15 by MIN **Acquired:** FA-Min-21  
**College:** Virginia **Hometown (HS):** Chesterfield, VA (Lloyd C. Bird)

## CAREER STATISTICS

Year	Team	GP/S	TACKLES				PASS RUSH			INTERCEPTIONS					FUMBLES		DEF SNAPS	
			Total	Solo	Asst	TFL	Sacks	QBH	QBP	Int	Yds	Lg	TD	PD	FF	FR	No	Pct
2015	Minnesota	4/2	15	12	3	0	0.0	0	0	0	0	--	0	2	0	0	147	14%
2016	Minnesota	16/3	35	24	11	0	0.0	0	1	0	0	--	0	1	0	1	234	23%
2017	Minnesota	16/3	12	11	1	0	0.0	0	0	0	0	--	0	1	1	2	197	20%
2018	Minnesota	15/9	42	31	11	0	0.0	1	3	3	33	33	0	6	0	0	623	60%
2019	Minnesota	14/14	60	35	25	1	0.0	1	0	6	42	20t	1	11	0	1	909	83%
2020	Minnesota	16/16	104	58	46	2	0.0	0	1	0	0	--	0	7	0	0	1,074	100%
2021	Philadelphia	14/14	72	36	36	2	0.0	1	1	1	2	--	0	3	0	0	836	74%
<b>Totals</b>		<b>95/61</b>	<b>340</b>	<b>207</b>	<b>133</b>	<b>5</b>	<b>0.0</b>	<b>3</b>	<b>6</b>	<b>10</b>	<b>77</b>	<b>33</b>	<b>1</b>	<b>31</b>	<b>1</b>	<b>4</b>	<b>---</b>	<b>---</b>

## PLAYOFFS

2015	Minnesota	1/0	0	0	0	0	0.0	0	0	0	0	--	0	0	0	0	0	0%
2017	Minnesota	2/0	9	7	2	0	0.0	0	0	0	0	--	0	0	0	0	57	43%
2019	Minnesota	2/2	9	5	4	0	0.0	0	0	1	30	30	0	1	0	0	127	100%
2021	Philadelphia	1/1	13	7	6	0	0.0	0	0	0	0	--	0	0	0	0	63	86%
<b>Totals</b>		<b>6/3</b>	<b>31</b>	<b>19</b>	<b>12</b>	<b>0</b>	<b>0.0</b>	<b>0</b>	<b>0</b>	<b>1</b>	<b>30</b>	<b>30</b>	<b>0</b>	<b>1</b>	<b>0</b>	<b>0</b>	<b>---</b>	<b>---</b>

## ADDITIONAL STATISTICS

**Special Teams Tackles:** 16 - 2016 (6), 2017 (6), 2018 (4) **Postseason Special Teams Tackles:** 2 - 2017 (2)

## CAREER HIGHS

<b>Tackles</b>	15	12/18/16 vs. Ind.
<b>Sacks</b>	--	---
<b>INTs</b>	2	2x, last: 9/8/19 vs. Atl.
<b>PDs</b>	3	11/18/18 at Chi.
<b>FFs</b>	1	11/19/17 vs. LAR
<b>FRs</b>	1	4x, last: 9/8/19 vs. Atl.



## CAREER HIGHLIGHTS

- ▶ Named to the PFWA **All-NFC** Team after tying **Stephon Gilmore** and **Tre'Davious White** for the league lead with a career-high 6 INTs during the 2019 season ... Became the fourth player in Vikings history to own a share of the most INTs in the NFL

## BIRDSEED

- ▶ Has supported the Anthony Harris Foundation through the league's *My Cleats My Cause* initiative ... Started in 2021 by Harris, the foundation looks to empower youth through sports, education and mentorship
- ▶ Has also supported the One Love Foundation through the NFL's *My Cleats My Cause* campaign ... The One Love Foundation is a national non-profit with a goal to end relationship abuse through education ... The organization has educated over 1,600,000 people through in-person workshops and reached over 100 million people online
- ▶ Escorted 11-year-old Audrey Soape, who lost her father and grandfather, to a 'Daddy-Daughter' dance at the Fellowship Church in Round Rock, TX ... The connection started in March of 2020 when Audrey's mother, Holly, sent a message to Harris on Instagram and the two stayed connected ... Harris bought Audrey a new dress, shoes and arranged to get her hair and makeup done for the dance

## 2021 SEASON - EAGLES

- ▶ Led the Eagles secondary with 72 tackles (36 solo) along with 3 PD, 2 TFLs and 1 INT in 836 defensive snaps



2021 GAME-BY-GAME STATISTICS (PHI)												
Date	Opp		GP/S	Tot	Solo	Sk	Int	PD	FF	FR	Snaps	Pct
Sep 12	at Atl	W	1/1	3	2	0.0	0	0	0	0	72	100%
Sep 19	SF	L	1/1	10	2	0.0	0	0	0	0	70	100%
Sep 27	at Dal	L	1/1	14	6	0.0	0	0	0	0	77	100%
Oct 3	KC	L	1/1	3	1	0.0	0	0	0	0	67	100%
Oct 10	at Car	W	1/1	4	2	0.0	0	0	0	0	71	100%
Oct 14	TB	L	1/1	5	3	0.0	1	1	0	0	66	88%
Oct 24	at LV	L	0/0	INACTIVE								
Oct 31	at Det	W	0/0	INACTIVE								
Nov 7	LAC	L	1/1	3	3	0.0	0	0	0	0	62	90%
Nov 14	at Den	W	1/1	9	6	0.0	0	0	0	0	49	84%
Nov 21	NO	W	1/1	5	1	0.0	0	0	0	0	52	80%
Nov 28	at NYG	L	1/1	2	2	0.0	0	0	0	0	58	97%
Dec 5	at NYJ	W	1/1	3	2	0.0	0	0	0	0	48	81%
Dec 21	Was	W	1/1	0	0	0.0	0	0	0	0	44	80%
Dec 26	NYG	W	1/1	5	2	0.0	0	1	0	0	46	61%
Jan 2	at Was	W	1/1	6	4	0.0	0	1	0	0	54	86%
Jan 8	Dal	L	0/0	INACTIVE								
<b>Totals</b>			<b>14/14</b>	<b>72</b>	<b>36</b>	<b>0.0</b>	<b>1</b>	<b>3</b>	<b>0</b>	<b>0</b>	<b>836</b>	<b>74%</b>
PLAYOFFS												
Jan 16	at TB	L	1/1	13	7	0.0	0	0	0	0	63	86%
<b>Totals</b>			<b>1/1</b>	<b>13</b>	<b>7</b>	<b>0.0</b>	<b>0</b>	<b>0</b>	<b>0</b>	<b>0</b>	<b>63</b>	<b>86%</b>

**Nickname:** Ant or Catman (owns two cats) ... **Hobbies:** Fishing and attending concerts/sporting events ... **First job:** "I was hired as a bouncer in college and was promoted to barback and then bartender." ... **Desired talent:** Learn how to play an instrument (piano or guitar) or work on a table as a DJ ... **NFL player he learned the most from:** Terrence Newman ... **Career if he wasn't playing football:** "I've always said I would be in mentoring, helping people through life and figuring out their direction, whether that's as a motivational speaker, psychologist or counselor."



2020 GAME-BY-GAME STATISTICS (MIN)												
Date	Opp		GP/S	Tot	Solo	Sk	Int	PD	FF	FR	Snaps	Pct
Sep 13	GB	L	1/1	8	5	0.0	0	0	0	0	78	100%
Sep 20	at Ind	L	1/1	6	3	0.0	0	0	0	0	73	100%
Sep 27	Ten	L	1/1	8	6	0.0	0	1	0	0	75	100%
Oct 4	at Hou	W	1/1	5	3	0.0	0	0	0	0	65	100%
Oct 11	at Sea	L	1/1	4	3	0.0	0	0	0	0	54	100%
Oct 18	Atl	L	1/1	8	5	0.0	0	1	0	0	80	100%
Nov 1	at GB	W	1/1	6	5	0.0	0	1	0	0	74	100%
Nov 8	Det	W	1/1	5	3	0.0	0	0	0	0	75	100%
Nov 16	at Chi	W	1/1	5	4	0.0	0	1	0	0	50	100%
Nov 22	Dal	L	1/1	7	3	0.0	0	0	0	0	66	100%
Nov 29	Car	W	1/1	11	2	0.0	0	0	0	0	65	100%
Dec 6	Jax	W	1/1	5	2	0.0	0	1	0	0	71	100%
Dec 13	at TB	L	1/1	3	2	0.0	0	0	0	0	51	100%
Dec 20	Chi	L	1/1	7	4	0.0	0	0	0	0	64	100%
Dec 25	at NO	L	1/1	8	1	0.0	0	0	0	0	75	100%
Jan 3	at Det	W	1/1	8	7	0.0	0	2	0	0	58	100%
<b>Totals</b>			<b>16/16</b>	<b>104</b>	<b>58</b>	<b>0.0</b>	<b>0</b>	<b>7</b>	<b>0</b>	<b>0</b>	<b>1,074</b>	<b>100%</b>
Dec. 29	at LAR	L	0/0	INACTIVE								
<b>Totals</b>			<b>0/0</b>	<b>0</b>	<b>0</b>	<b>0.0</b>	<b>0</b>	<b>0</b>	<b>0</b>	<b>0</b>	<b>0</b>	<b>0%</b>

- ▶ Picked off Buccaneers QB **Tom Brady** with 0:57 remaining in the first half vs. TB (10/14/21) ... Also posted 5 tackles and 1 PD
- ▶ Recorded a team-high 14 tackles (6 solo) at Dal. (9/27/21) ... Marked the 2nd-highest single-game total of his career (15 tackles on 12/18/16 vs. Indianapolis with Minnesota)

**2020 SEASON - VIKINGS**

- ▶ Appeared in all 1,074 defensive snaps for the Vikings and produced a career-high 104 tackles (58 solo) along with 7 PDs ... Ranked 3rd on the team and 8th among NFL DBs in tackles, behind **Budda Baker** (118) and **John Johnson** (105) in the NFC
- ▶ Recorded a season-high 11 tackles vs. Car. (11/29/20) ... Marked the 3rd-highest single-game total of his career

**2019 SEASON - VIKINGS**

- ▶ Earned PFWA **All-NFC** honors after tying for the NFL lead with a career-high 6 INTs (also **Stephon Gilmore** and **Tre'Davious White**) ... Became the fourth player in Vikings history to own a share of the league's INTs crown for a season ... Also tallied 60 tackles (35 solo), a career-high 11 PDs, 1 FR and 1 TD
- ▶ Intercepted Saints QB **Drew Brees** in the Wild Card victory at NO (1/5/20) ... Including playoffs, became the only player to have at least 7 INTs during the 2019 season ... His 30-yard return tied for the 4th-longest INT return in Vikings postseason history
- ▶ Picked off Packers QB **Aaron Rodgers** vs. GB (12/23/19)
- ▶ Logged an INT off Chargers QB **Philip Rivers** in the win at LAC (12/15/19) ... Added 4 tackles (2 solo), including 1 TFL
- ▶ Scored his first career TD by intercepting a batted pass by Seahawks QB **Russell Wilson** and returning it 20 yards for a second-quarter score at Sea. (12/2/19)
- ▶ Grabbed an INT against QB **Dwayne Haskins** vs. Was. (10/24/19)
- ▶ Earned **NFC Defensive Player of the Week** recognition after recording a career-high-tying 2 INTs against Falcons QB **Matt Ryan** and adding 1 FR with 5 tackles (3 solo) in the season-opening victory vs. Atl. (9/8/19) ... Became the 15th player in Vikings history to produce 3 takeaways in a single game



2019 GAME-BY-GAME STATISTICS (MIN)													
Date	Opp		GP/S	Tot	Solo	Sk	Int	PD	FF	FR	Snaps	Pct	
Sep 8	Atl	W	1/1	5	3	0.0	2	2	0	1	74	100%	
Sep 15	at GB	L	1/1	7	5	0.0	0	0	0	0	71	100%	
Sep 22	Oak	W	1/1	2	2	0.0	0	0	0	0	51	86%	
Sep 29	at Chi	L	1/1	4	3	0.0	0	0	0	0	55	79%	
Oct 6	at NYG	W	1/1	4	1	0.0	0	1	0	0	68	100%	
Oct 13	Phi	W	1/1	6	4	0.0	0	1	0	0	63	98%	
Oct 20	at Det	W	1/1	7	5	0.0	0	1	0	0	75	100%	
Oct 24	Was	W	1/1	2	0	0.0	1	1	0	0	43	100%	
Nov 3	at KC	L	1/1	5	3	0.0	0	0	0	0	59	100%	
Nov 10	at Dal	W	1/1	3	3	0.0	0	1	0	0	71	100%	
Nov 17	Den	W	0/0	INACTIVE									
Dec 2	at Sea	L	1/1	7	2	0.0	1	1	0	0	75	100%	
Dec 8	Det	W	1/1	1	1	0.0	0	0	0	0	65	92%	
Dec 15	at LAC	W	1/1	4	2	0.0	1	1	0	0	62	100%	
Dec 23	GB	L	1/1	3	1	0.0	1	2	0	0	77	100%	
Dec 29	Chi	L	0/0	INACTIVE									
<b>Totals</b>			<b>14/14</b>	<b>60</b>	<b>35</b>	<b>0.0</b>	<b>6</b>	<b>11</b>	<b>0</b>	<b>1</b>	<b>909</b>	<b>83%</b>	
PLAYOFFS													
Jan 5	at NO	W	1/1	3	1	0.0	1	1	0	0	56	100%	
Jan 11	at SF	L	1/1	6	4	0.0	0	0	0	0	71	100%	
<b>Totals</b>			<b>2/2</b>	<b>9</b>	<b>5</b>	<b>0.0</b>	<b>1</b>	<b>1</b>	<b>0</b>	<b>0</b>	<b>127</b>	<b>100%</b>	

**2018 SEASON - VIKINGS**

- ▶ Took over a starting role (nine starts) and totaled 42 tackles (31 solo), 6 PDs and 3 INTs ... Added 4 special teams tackles
- ▶ Posted his first career multi-INT game (career-high 2 INTs and 3 PDs) against Bears QB **Mitchell Trubisky** at Chi. (11/18/18)
- ▶ Picked off Cardinals QB **Josh Rosen** and had 2 PDs in the win vs. Ari. (10/14/18) ... Also notched 3 special teams tackles

**2017 SEASON - VIKINGS**

- ▶ Finished the year with 12 tackles (11 solo), 1 PD and 1 FF while adding 6 special teams tackles ... Contributed to the NFL's No. 1-ranked defense in the regular season
- ▶ Led the Vikings with 7 tackles (6 solo), 1 PD, 1 FF and 1 FR in the win vs. LAR (11/19/17) ... Had a game-changing FF against Rams WR **Cooper Kupp** which he recovered at the 1-yard line
- ▶ Posted 3 solo tackles and 1 FR int the win at Cle. (10/29/17)

**2016 SEASON - VIKINGS**

- ▶ Produced 35 tackles (24 solo), 1 PD and 1 FR ... Also totaled a career-high 6 special teams tackles
- ▶ Logged 8 tackles (5 solo) and 1 FR in the win vs. Chi. (1/1/17)
- ▶ Registered a team-leading, career-high 15 tackles (9 solo) and tallied 1 PD vs. Ind. (12/18/16)

**2015 SEASON - VIKINGS**

- ▶ Recorded 15 tackles (12 solo) and 2 PDs over the last final four games (two starts) of the season ... Joined QB **Taylor Heinicke** as the only Vikings UDFA's to make the 53-man roster

**COLLEGE HIGHLIGHTS**

- ▶ Appeared in 49 career games (35 starts) at Virginia and finished with 289 tackles, 11 INTs, 2.0 sacks and 2 FFs ... Ended his career ranked 10th in school history with 11 INTs
- ▶ Started all 12 games as a senior and posted a career-high 108 tackles en route to All-ACC recognition

2018 GAME-BY-GAME STATISTICS (MIN)													
Date	Opp		GP/S	Tot	Solo	Sk	Int	PD	FF	FR	Snaps	Pct	
Sep 9	SF	W	1/0	0	0	0.0	0	0	0	0	0	0%	
Sep 16	at GB	T	1/0	0	0	0.0	0	0	0	0	0	0%	
Sep 23	Buf	L	1/0	0	0	0.0	0	0	0	0	0	0%	
Sep 27	at LAR	L	0/0	INACTIVE									
Oct 7	at Phi	W	1/0	0	0	0.0	0	0	0	0	0	0%	
Oct 14	Ari	W	1/0	0	0	0.0	1	2	0	0	15	26%	
Oct 21	at NYJ	W	1/0	1	0	0.0	0	0	0	0	26	37%	
Oct 28	NO	L	1/1	2	1	0.0	0	0	0	0	49	93%	
Nov 4	Det	W	1/1	5	3	0.0	0	0	0	0	70	100%	
Nov 18	at Chi	L	1/1	4	3	0.0	2	3	0	0	74	100%	
Nov 25	GB	W	1/1	2	1	0.0	0	0	0	0	53	100%	
Dec 2	at NE	L	1/1	7	5	0.0	0	1	0	0	74	100%	
Dec 10	at Sea	L	1/1	8	6	0.0	0	0	0	0	66	100%	
Dec 16	Mia	W	1/1	3	2	0.0	0	0	0	0	53	100%	
Dec 23	at Det	W	1/1	5	5	0.0	0	0	0	0	75	100%	
Dec 30	Chi	L	1/1	5	5	0.0	0	0	0	0	68	100%	
<b>Totals</b>			<b>15/9</b>	<b>42</b>	<b>31</b>	<b>0.0</b>	<b>3</b>	<b>6</b>	<b>0</b>	<b>0</b>	<b>623</b>	<b>60%</b>	



- ▶ As a junior, named first-team All-ACC and second-team Walter Camp All-America after registering a career-high 8 INTs ... His 8 INTs were the most by a Cavalier since **Ronde Barber** in 1994 ... Set a school record with an INT in five consecutive games

**PERSONAL**

- ▶ Earned a bachelor's degree in sociology from Virginia
- ▶ Owns a Cryotherapy business, CryoRVA, in the Richmond area
- ▶ A standout at QB, WR and DB at Lloyd C. Bird (VA) High School, where he earned all-state honors as a junior and senior at DB ... Notched more than 1,000 passing yards and 800 rushing yards as a junior QB ... Also started on the basketball team
- ▶ His grandfather is an Army veteran

**TRANSACTIONS**

- ▶ **2015** - Signed by MIN as UDFA ... **9/5/15** - Waived by MIN ... **9/6/15** - Signed by MIN to practice squad ... **12/10/15** - Signed by MIN to active roster from practice squad ... **3/8/18** - Re-signed by MIN ... **5/18/20** - Signed by MIN to franchise tender ... **3/20/21** - Agreed to terms with PHI on 1-year contract ... **3/18/22** - Agreed to terms with PHI on 1-year contracts



2017 GAME-BY-GAME STATISTICS (PHI)												
Date	Opp		GP/S	Tot	Solo	Sk	Int	PD	FF	FR	Snaps	Pct
Sep 11	NO	W	1/0	0	0	0.0	0	0	0	0	0	0%
Sep 17	at Pit	L	1/0	0	0	0.0	0	0	0	0	0	0%
Sep 24	TB	W	1/0	0	0	0.0	0	0	0	0	0	0%
Oct 1	Det	L	1/0	0	0	0.0	0	0	0	0	0	0%
Oct 9	at Chi	W	1/0	0	0	0.0	0	0	0	0	1	2%
Oct 15	GB	W	1/1	2	2	0.0	0	0	0	0	66	100%
Oct 22	Bal	W	1/0	0	0	0.0	0	0	0	0	0	0%
Oct 29	at Cle	W	1/1	3	3	0.0	0	0	0	1	57	97%
Nov 12	at Was	W	1/0	0	0	0.0	0	0	0	0	0	0%
Nov 19	LAR	W	1/1	7	6	0.0	0	1	1	1	59	100%
Nov 23	at Det	W	1/0	0	0	0.0	0	0	0	0	0	0%
Dec 3	at Atl	W	1/0	0	0	0.0	0	0	0	0	0	0%
Dec 10	at Car	L	1/0	0	0	0.0	0	0	0	0	0	0%
Dec 17	Cin	W	1/0	0	0	0.0	0	0	0	0	14	27%
Dec 23	at GB	W	1/0	0	0	0.0	0	0	0	0	0	0%
Dec 31	Chi	W	1/0	0	0	0.0	0	0	0	0	0	0%
<b>Totals</b>			<b>16/3</b>	<b>12</b>	<b>11</b>	<b>0.0</b>	<b>0</b>	<b>1</b>	<b>1</b>	<b>2</b>	<b>197</b>	<b>20%</b>
PLAYOFFS												
Jan 14	NO	W	1/0	3	2	0.0	0	0	0	0	24	35%
Jan 21	at Phi	L	1/0	6	5	0.0	0	0	0	0	33	51%
<b>Totals</b>			<b>2/0</b>	<b>9</b>	<b>7</b>	<b>0.0</b>	<b>0</b>	<b>0</b>	<b>0</b>	<b>0</b>	<b>57</b>	<b>43%</b>

2015 GAME-BY-GAME STATISTICS (MIN)												
Date	Opp		GP/S	Tot	Solo	Sk	Int	PD	FF	FR	Snaps	Pct
Sep 14	at SF	L	---									
Sep 20	Det	W	---									
Sep 27	SD	W	---									
Oct 4	at Den	L	---									
Oct 18	KC	W	---									
Oct 25	at Det	W	---									
Nov 1	at Chi	W	---									
Nov 8	StL	W	---									
Nov 15	at Oak	W	---									
Nov 22	GB	L	---									
Nov 29	at Atl	W	---									
Dec 6	Sea	L	---									
Dec 10	at Ari	L	1/1	8	7	0.0	0	1	0	0	67	100%
Dec 20	Chi	W	1/1	5	4	0.0	0	1	0	0	63	98%
Dec 27	NYG	W	1/0	2	1	0.0	0	0	0	0	17	27%
Jan 3	at GB	W	1/0	0	0	0.0	0	0	0	0	0	0%
<b>Totals</b>			<b>4/2</b>	<b>15</b>	<b>12</b>	<b>0.0</b>	<b>0</b>	<b>2</b>	<b>0</b>	<b>0</b>	<b>147</b>	<b>14%</b>
PLAYOFFS												
Jan 10	Sea	L	1/0	0	0	0.0	0	0	0	0	0	0%
<b>Totals</b>			<b>1/0</b>	<b>0</b>	<b>0</b>	<b>0.0</b>	<b>0</b>	<b>0</b>	<b>0</b>	<b>0</b>	<b>0</b>	<b>0%</b>

2016 GAME-BY-GAME STATISTICS (MIN)												
Date	Opp		GP/S	Tot	Solo	Sk	Int	PD	FF	FR	Snaps	Pct
Sep 11	at Ten	W	1/0	0	0	0.0	0	0	0	0	1	2%
Sep 18	GB	W	1/0	0	0	0.0	0	0	0	0	0	0%
Sep 25	at Car	W	1/0	0	0	0.0	0	0	0	0	0	0%
Oct 3	NYG	W	1/0	0	0	0.0	0	0	0	0	0	0%
Oct 9	Hou	W	1/0	0	0	0.0	0	0	0	0	0	0%
Oct 23	at Phi	L	1/0	0	0	0.0	0	0	0	0	0	0%
Oct 31	at Chi	L	1/0	4	2	0.0	0	0	0	0	48	79%
Nov 6	Det	L	1/0	1	1	0.0	0	0	0	0	6	9%
Nov 13	at Was	L	1/0	0	0	0.0	0	0	0	0	0	0%
Nov 20	Ari	W	1/0	0	0	0.0	0	0	0	0	0	0%
Nov 24	at Det	L	1/0	0	0	0.0	0	0	0	0	0	0%
Dec 1	Dal	L	1/0	0	0	0.0	0	0	0	0	1	2%
Dec 11	at Jax	W	1/1	7	0	0.0	0	0	0	0	66	100%
Dec 18	Ind	L	1/1	15	9	0.0	0	1	0	0	70	100%
Dec 24	at GB	L	1/0	0	0	0.0	0	0	0	0	0	0%
Jan 1	Chi	W	1/1	8	5	0.0	0	0	0	1	42	70%
<b>Totals</b>			<b>16/3</b>	<b>35</b>	<b>24</b>	<b>0.0</b>	<b>0</b>	<b>1</b>	<b>0</b>	<b>1</b>	<b>234</b>	<b>23%</b>





# JOHN HIGHTOWER

WIDE RECEIVER | 82



**Height:** 6-2 **Weight:** 190 **DOB:** May 31, 1996 (Age 26)  
**NFL Experience:** 2nd Year (2nd with Eagles) **Draft:** D5-20 (168th overall) by PHI  
**College:** Boise State **Hometown (HS):** Upper Marlboro, MD (Riverdale Baptist)

## CAREER STATISTICS

Year	Team	GP/S	RECEIVING					OFF SNAPS	
			Rec	Yds	Avg	Lg	TD	No	Pct
2020	Philadelphia	13/4	10	167	16.7	59	0	346	31%
2021	Philadelphia	1/0	0	0	---	---	0	2	1%
<b>Totals</b>		<b>14/4</b>	<b>10</b>	<b>167</b>	<b>16.7</b>	<b>59</b>	<b>0</b>	<b>---</b>	<b>---</b>

## ADDITIONAL STATISTICS

**Fumbles/Lost:** 1/0 - 2021 (1/0) **Rushing:** 1-1 - 2020 (1-1)

**Kickoff Returns:** 1-0 - 2021 (1-0)

## CAREER HIGHS

<b>Receptions</b>	2	3x, last: 10/11/20 at Pit.
<b>Receiving Yards</b>	59	10/22/20 vs. NYG
<b>Receiving Long</b>	59	10/22/20 vs. NYG
<b>Receiving TDs</b>	--	---



## BIRDSEED

- ▶ Has a tattoo that reads, "Long Live Slim," on his left arm, honoring his best friend, Marcelle Preston, who was murdered in 2019 ... To help keep "Slim's" memory alive, Hightower added a feature to his TD celebration where he points to his left arm and then to the sky
- ▶ Used to love riding dirt bikes when he was younger

## 2021 SEASON - EAGLES

- ▶ Played in 11 snaps (2 offense, 9 special teams) vs. LAC (11/7/21)

## 2020 SEASON - EAGLES

- ▶ Caught 10 passes for 167 yards (16.7 avg.) as a rookie
- ▶ Recorded 50+ yard receptions in back-to-back games (50 yards on 10/18/20 vs. Baltimore; 59 yards on 10/22/20 vs. N.Y. Giants) ... Became the first Eagles rookie to post 50+ yard catches in consecutive games since **Mel Bleeker** in 1944 ... His two 50+ yard receptions were the most by an Eagles rookie since **Jeremy Maclin** in 2009

## COLLEGE HIGHLIGHTS

- ▶ Combined for 1,956 yards and 21 TDs on 113 receptions (17.3 avg.) in his career at Boise State (2018-19) and Hinds (MS) C.C. (2016-17)
- ▶ In 2019, earned All-Mountain West honors as a WR and KR after producing a career-high 1,736 all-purpose yards ... Led the league with an 18.5 receiving average (min. 50 receptions) and posted team highs in receiving yards (943) and receiving TDs (8)

## PERSONAL

- ▶ Ran track in addition to playing football at Hinds C.C. ... Posted a 6th-place finish in the 400m hurdles at the NJCAA outdoor nationals
- ▶ Prepped at Riverdale Baptist (MD) High School, where he played both sides of the ball in football and competed in track ... Was a USA Track and Field 400m hurdle champion

## TRANSACTIONS

- ▶ **2020** - Drafted by PHI in 5th round (168th overall) ... **8/31/21** - Waived by PHI ... **9/1/21** - Signed by PHI to practice squad ... **11/6/21** - Elevated by PHI from practice squad for Week 9 vs. L.A. Chargers ... **12/28/21** - Placed on Reserve/COVID-19 ... **1/4/22** - Activated from Reserve/COVID-19 ... **2/3/22** - Signed by PHI to reserve/future contract

**Nicknames:** J-Fo ... **Hobbies:** Play *Call of Duty*; *Warzone*, basketball and bowling ... **First job:** Washing cars ... **Bucket list:** "I want to go to Monaco and get on a yacht." ... **Biggest influences in his life:** His mother and grandmother ... **Favorite TV show:** *Prison Break* ... **Favorite meal:** Cheeseburger and fries



2021 GAME-BY-GAME STATISTICS (PHI)												
Date	Opp	GP/S	Rec	Yds	Avg	Lg	TD	Snaps	Pct			
Sep 12	at Atl	W	---	EAGLES PRACTICE SQUAD								
Sep 19	SF	L	---	EAGLES PRACTICE SQUAD								
Sep 27	at Dal	L	---	EAGLES PRACTICE SQUAD								
Oct 3	KC	L	---	EAGLES PRACTICE SQUAD								
Oct 10	at Car	W	---	EAGLES PRACTICE SQUAD								
Oct 14	TB	L	---	EAGLES PRACTICE SQUAD								
Oct 24	at LV	L	---	EAGLES PRACTICE SQUAD								
Oct 31	at Det	W	---	EAGLES PRACTICE SQUAD								
Nov 7	LAC	L	1/0	0	0	---	--	0	2	4%		
Nov 14	at Den	W	---	EAGLES PRACTICE SQUAD								
Nov 21	NO	W	---	EAGLES PRACTICE SQUAD								
Nov 28	at NYG	L	---	EAGLES PRACTICE SQUAD								
Dec 5	at NYJ	W	---	EAGLES PRACTICE SQUAD								
Dec 21	Was	W	---	EAGLES PRACTICE SQUAD								
Dec 26	NYG	W	---	EAGLES PRACTICE SQUAD								
Jan 2	at Was	W	---	EAGLES PRACTICE SQUAD								
Jan 8	Dal	L	---	EAGLES PRACTICE SQUAD								
<b>Totals</b>			<b>1/0</b>	<b>0</b>	<b>0</b>	<b>---</b>	<b>--</b>	<b>0</b>	<b>2</b>	<b>1%</b>		
PLAYOFFS												
Jan 16	at TB	L	---	EAGLES PRACTICE SQUAD								
<b>Totals</b>			<b>0/0</b>	<b>0</b>	<b>0</b>	<b>---</b>	<b>--</b>	<b>0</b>	<b>0</b>	<b>0%</b>		

2020 GAME-BY-GAME STATISTICS (PHI)												
Date	Opp	GP/S	Rec	Yds	Avg	Lg	TD	Snaps	Pct			
Sep 13	at Was	L	1/0	1	-2	-2.0	-2	0	27	40%		
Sep 20	LAR	L	1/0	0	0	---	--	0	7	10%		
Sep 27	Cin	T	1/1	2	19	9.5	11	0	78	86%		
Oct 4	at SF	W	1/1	2	22	11.0	13	0	50	81%		
Oct 11	at Pit	L	1/1	2	18	9.0	9	0	48	81%		
Oct 18	Bal	L	1/1	1	50	50.0	50	0	43	60%		
Oct 22	NYG	W	1/0	1	59	59.0	59	0	30	37%		
Nov 1	Dal	W	1/0	0	0	---	--	0	10	16%		
Nov 15	at NYG	L	1/0	0	0	---	--	0	3	4%		
Nov 22	at Cle	L	1/0	0	0	---	--	0	1	1%		
Nov 30	Sea	L	1/0	1	1	1.0	1	0	19	27%		
Dec 6	at GB	L	1/0	0	0	---	--	0	18	29%		
Dec 13	NO	W	0/0	INACTIVE								
Dec 20	at Ari	L	0/0	INACTIVE								
Dec 27	at Dal	L	0/0	INACTIVE								
Jan 3	Was	L	1/0	0	0	---	--	0	12	18%		
<b>Totals</b>			<b>13/4</b>	<b>10</b>	<b>167</b>	<b>16.7</b>	<b>59</b>	<b>0</b>	<b>346</b>	<b>31%</b>		



# JASON HUNTLEY

RUNNING BACK | 32



**Height:** 5-9 **Weight:** 195 **DOB:** April 20, 1998 (Age 24)  
**NFL Experience:** 2nd Year (2nd with Eagles) **Draft:** D5-20 (172nd overall) by DET **Acquired:** W-Det-20  
**College:** New Mexico State **Hometown (HS):** Arlington, TX (Martin)

### CAREER STATISTICS

			RUSHING					RECEIVING					OFF SNAPS		
Year	Team	GP/S	Att	Yds	Avg	Lg	TD	Rec	Yds	Avg	Lg	TD	TYS	No	Pct
2020	Philadelphia	5/0	5	19	3.8	10	0	1	0	---	--	0	19	31	3%
2021	Philadelphia	1/0	13	51	3.9	18	0	0	0	---	--	0	51	31	3%
<b>Totals</b>		<b>6/0</b>	<b>18</b>	<b>70</b>	<b>3.9</b>	<b>18</b>	<b>0</b>	<b>1</b>	<b>0</b>	<b>---</b>	<b>--</b>	<b>0</b>	<b>70</b>	<b>---</b>	<b>---</b>

### PLAYOFFS

2021	Philadelphia	0/0	0	0	---	--	0	0	0	---	--	0	0	0	0%
<b>Totals</b>		<b>0/0</b>	<b>0</b>	<b>0</b>	<b>---</b>	<b>--</b>	<b>0</b>	<b>0</b>	<b>0</b>	<b>---</b>	<b>--</b>	<b>0</b>	<b>0</b>	<b>---</b>	<b>---</b>

### ADDITIONAL STATISTICS

**Kickoff Returns:** 5-120 - 2020 (2-36), 2021 (3-84)

### CAREER HIGHS

<b>Rush Attempts</b>	13	1/8/22 vs. Dal.
<b>Rushing Yards</b>	51	1/8/22 vs. Dal.
<b>Rushing Long</b>	18	1/8/22 vs. Dal.
<b>Rushing TDs</b>	--	---
<b>Receptions</b>	1	1/3/21 vs. Was.
<b>Receiving Yards</b>	0	1/3/21 vs. Was.
<b>Receiving Long</b>	0	1/3/21 vs. Was.
<b>Receiving TDs</b>	--	---
<b>Scrimmage Yards</b>	51	1/8/22 vs. Dal.
<b>Offensive TDs</b>	--	---

**Hobbies:** Listening to music, going on hikes ... **Surprisingly good at:** Singing ... **Biggest influence:** His grandfather ... **Moment left starstruck:** Being teammates with DeSean Jackson, who was his favorite player growing up ... **If he could play another sport:** Track star ... **Player he models his game after:** Darren Sproles ... **If he could be any superhero:** The Flash ... **Career if he wasn't playing football:** Working in real estate ... **Favorite TV show:** Power ... **Favorite movie:** All About the Benjamins ... **Favorite music artists:** Lil Baby and Drake



### 2021 SEASON - EAGLES

- ▶ Totaled career highs in rushing attempts (13) and yards (51), including a career-long 18-yard carry, during the regular-season finale vs. Dal. (1/8/22) ... Also returned 3 kickoffs for 84 yards (28.0 avg.)

### 2020 SEASON - EAGLES

- ▶ Saw action in 31 offensive snaps as a rookie, producing 19 yards on 5 carries and adding 1 reception ... Returned 2 kickoffs for 36 yards

### COLLEGE HIGHLIGHTS

- ▶ Combined for 2,197 yards and 18 TDs on 374 carries (5.9 avg.) in 46 career games at New Mexico State ... Added 134 receptions for 1,119 yards and 7 TDs, while also returning 59 kickoffs for 1,521 yards (25.8 avg.) and 5 TDs ... Posted the 9th-most receptions in school history
- ▶ Recorded 154 rushes for 1,090 yards (7.1 avg.) and 9 TDs in 2019 ... His 7.1 rushing average ranked 4th among FBS players
- ▶ Led the NCAA with 3 kickoff return TDs in 2018 ... Logged 373 all-purpose yards against Louisiana in 2018, which marked the highest single-game total by an NCAA player that season

### PERSONAL

- ▶ Attended Martin (TX) High School, where he was selected First-Team All-District 4-6A ... Registered 1,241 all-purpose yards, including 938 rushing yards and 11 TDs, as a senior ... Competed on the 4th-best 4x400 relay team in Texas ... Originally born in Toledo, OH
- ▶ Is the son of Jason Huntley and Datonia Madison

### TRANSACTIONS

- ▶ **2020** - Drafted by DET in 5th round (172nd overall) ... **9/5/20** - Waived by DET ... **9/6/20** - Claimed off waivers by PHI ... **8/31/21** - Waived by PHI ... **9/1/21** - Signed by PHI to practice squad ... **12/13/21** - Placed on Reserve/COVID-19 ... **12/19/21** - Activated from Reserve/COVID-19 ... **1/8/22** - Elevated by PHI from practice squad for Week 18 vs. Dallas ... **1/10/22** - Signed by PHI to active roster from practice squad



2021 GAME-BY-GAME STATISTICS (PHI)

				RUSHING					RECEIVING					OFF SNAPS		
Date	Opp		GP/S	Att	Yds	Avg	Lg	TD	Rec	Yds	Avg	Lg	TD	TYS	No	Pct
Sep 12	at Atl	W	---	EAGLES PRACTICE SQUAD												
Sep 19	SF	L	---	EAGLES PRACTICE SQUAD												
Sep 27	at Dal	L	---	EAGLES PRACTICE SQUAD												
Oct 3	KC	L	---	EAGLES PRACTICE SQUAD												
Oct 10	at Car	W	---	EAGLES PRACTICE SQUAD												
Oct 14	TB	L	---	EAGLES PRACTICE SQUAD												
Oct 24	at LV	L	---	EAGLES PRACTICE SQUAD												
Oct 31	at Det	W	---	EAGLES PRACTICE SQUAD												
Nov 7	LAC	L	---	EAGLES PRACTICE SQUAD												
Nov 14	at Den	W	---	EAGLES PRACTICE SQUAD												
Nov 21	NO	W	---	EAGLES PRACTICE SQUAD												
Nov 28	at NYG	L	---	EAGLES PRACTICE SQUAD												
Dec 5	at NYJ	W	---	EAGLES PRACTICE SQUAD												
Dec 21	Was	W	---	EAGLES PRACTICE SQUAD												
Dec 26	NYG	W	---	EAGLES PRACTICE SQUAD												
Jan 2	at Was	W	---	EAGLES PRACTICE SQUAD												
Jan 8	Dal	L	1/0	13	51	3.9	18	0	0	0	---	--	0	51	31	42%
<b>Totals</b>	<b>1/0</b>			<b>13</b>	<b>51</b>	<b>3.9</b>	<b>18</b>	<b>0</b>	<b>0</b>	<b>0</b>	<b>---</b>	<b>--</b>	<b>0</b>	<b>51</b>	<b>31</b>	<b>3%</b>
PLAYOFFS																
Jan 16	at TB	L	0/0	INACTIVE												
<b>Totals</b>	<b>0/0</b>			<b>0</b>	<b>0</b>	<b>---</b>	<b>--</b>	<b>0</b>	<b>0</b>	<b>0</b>	<b>---</b>	<b>--</b>	<b>0</b>	<b>0</b>	<b>0</b>	<b>0%</b>

2020 GAME-BY-GAME STATISTICS (PHI)

				RUSHING					RECEIVING					OFF SNAPS		
Date	Opp		GP/S	Att	Yds	Avg	Lg	TD	Rec	Yds	Avg	Lg	TD	TYS	No	Pct
Sep 13	at Was	L	1/0	1	1	1.0	1	0	0	0	---	--	0	1	1	1%
Sep 20	LAR	L	0/0	INACTIVE												
Sep 27	Cin	T	0/0	INACTIVE												
Oct 4	at SF	W	0/0	DID NOT PLAY												
Oct 11	at Pit	L	0/0	INACTIVE												
Oct 18	Bal	L	1/0	0	0	---	--	0	0	0	---	--	0	0	0	0%
Oct 22	NYG	W	1/0	2	13	6.5	10	0	0	0	---	--	0	13	8	10%
Nov 1	Dal	W	1/0	0	0	---	--	0	0	0	---	--	0	0	2	3%
Nov 15	at NYG	L	0/0	INACTIVE												
Nov 22	at Cle	L	0/0	INACTIVE												
Nov 30	Sea	L	0/0	INACTIVE												
Dec 6	at GB	L	0/0	INACTIVE												
Dec 13	NO	W	0/0	INACTIVE												
Dec 20	at Ari	L	0/0	INACTIVE												
Dec 27	at Dal	L	0/0	INACTIVE												
Jan 3	Was	L	1/0	2	5	2.5	5	0	1	0	0.0	0	0	5	20	29%
<b>Totals</b>	<b>5/0</b>			<b>5</b>	<b>19</b>	<b>3.8</b>	<b>10</b>	<b>0</b>	<b>1</b>	<b>0</b>	<b>---</b>	<b>--</b>	<b>0</b>	<b>19</b>	<b>31</b>	<b>3%</b>





# JALEN HURTS

## QUARTERBACK | 1



**Height:** 6-1 **Weight:** 223 **DOB:** Aug. 7, 1998 (Age 23)  
**NFL Experience:** 3rd Year (3rd with Eagles) **Draft:** D2-20 (53rd overall) by PHI  
**College:** Oklahoma **Hometown (HS):** Channelview, TX (Channelview)

### CAREER STATISTICS

Year	Team	GP/S	PASSING										RUSHING					OFF SNAPS	
			Att	Cmp	Pct	Yds	Y/A	TD	Int	Lg	Sk/Yds	Rate	Att	Yds	Avg	Lg	TD	No	Pct
2020	Philadelphia	15/4	148	77	52.0	1,061	7.2	6	4	81t	13/59	77.6	63	354	5.6	24	3	334	30%
2021	Philadelphia	15/15	432	265	61.3	3,144	7.3	16	9	91	26/150	87.2	139	784	5.6	31	10	954	85%
<b>Totals</b>		<b>30/19</b>	<b>580</b>	<b>342</b>	<b>59.0</b>	<b>4,205</b>	<b>7.3</b>	<b>22</b>	<b>13</b>	<b>91</b>	<b>39/209</b>	<b>84.7</b>	<b>202</b>	<b>1,138</b>	<b>5.6</b>	<b>31</b>	<b>13</b>	---	---

### PLAYOFFS

2021	Philadelphia	1/1	43	23	53.5	258	6.0	1	2	35	2/14	60.0	8	39	4.9	11	0	66	100%
<b>Totals</b>		<b>1/1</b>	<b>43</b>	<b>23</b>	<b>53.5</b>	<b>258</b>	<b>6.0</b>	<b>1</b>	<b>2</b>	<b>35</b>	<b>2/14</b>	<b>60.0</b>	<b>8</b>	<b>39</b>	<b>4.9</b>	<b>11</b>	<b>0</b>	---	---

### ADDITIONAL STATISTICS

**Fumbles/Lost:** 18/4 - 2020 (9/2), 2021 (9/2) **Postseason Fumbles/Lost:** 1/0 - 2021 (1/0) **Receptions:** 1-3 - 2020 (1-3)

### CAREER HIGHS

Pass Attempts	48	10/3/21 vs. KC
Completions	32	10/3/21 vs. KC
Passing Yards	387	10/3/21 vs. KC
Yards/Attempt	11.4	12/21/21 vs. Was.
Passing Long	91	9/19/21 vs. SF
Passing TDs	3	2x, last: 9/12/21 at Atl.
Completion %	77.1	9/12/21 at Atl.
Passer Rating	126.4	9/12/21 at Atl.
Rush Attempts	18	12/13/20 vs. NO
Rushing Yards	106	12/13/20 vs. NO
Rushing Long	31	11/14/21 at Den.
Rushing TDs	3	11/21/21 vs. NO
Offensive Yards	434	10/3/21 vs. KC
Offensive TDs	4	12/20/20 at Ari.



### CAREER HIGHLIGHTS

- ▶ Led the Eagles to a postseason berth in his first season as a starter in 2021 ... At 23 years old, became the youngest QB in franchise history to start in a playoff game (previously **Donovan McNabb** at 24)
- ▶ Broke the Eagles' single-season record for rushing TDs (10) by a QB in 2021 (previously 9 rushing TDs by **Michael Vick** in 2010)

### BIRDSEED

- ▶ Organized the "Breed of 1" Youth Football Camp for Philadelphia-area boys and girls ages 6-16 at Cheltenham High School in July 2022 ... All throughout the free session, Hurts aimed to build confidence, perseverance, resolute, courage and swagger in the children ... By promoting these values, the camp conveyed to kids that you can achieve your dreams, no matter what they are, without following the wrong path
- ▶ Represented the Women's Sports Foundation through the league's *My Cause My Cleats* initiative in 2021 ... The foundation is focused on promoting female involvement in the sports industry ... Motivated by his mother, Pamela, and sister, Kynneddy, strongly believes in empowering women and showing they have equality in what they strive to do
- ▶ Also supported Alex's Lemonade Stand during the 2020 *My Cause My Cleats* campaign ... Through that partnership, visited an 8-year-old boy who was battling cancer during the holidays and surprised the family with a \$30,000 check for a down payment toward a new home
- ▶ Grew up in a proud football family ... Coached by his father, Averion, at Channelview (TX) High School ... His brother, Averion Jr., was a QB at Texas Southern and is a coach at Baytown (TX) High School

### NOTES TO KNOW

- ▶ Is the only QB in NFL history to post 4,000+ passing yards (4,205) and 1,000+ rushing yards (1,138) within their first 20 career starts

### 2021 SEASON - EAGLES

- ▶ Combined for 3,928 yards and 26 TDs in his first year a starter ... Completed 265-of-432 (61.3%) passes for 3,144 yards, 16 TDs, 9 INTs and a 87.2 rating and rushed for 784 yards and 10 TDs ... At 23 years old, became the youngest QB in team history to start in a playoff game



2021 GAME-BY-GAME STATISTICS (PHI)

				PASSING									RUSHING					OFF SNAPS			
Date	Opp		GP/S	Att	Cmp	Pct	Yds	Y/A	TD	Int	Lg	Sk/Yds	Rate	Att	Yds	Avg	Lg	TD	No	Pct	
Sep 12	at Atl	W	1/1	35	27	77.1	264	7.5	3	0	28	1/3	126.4	7	62	8.9	14	0	71	100%	
Sep 19	SF	L	1/1	23	12	52.2	190	8.3	0	0	91	2/13	80.0	10	82	8.2	27	1	58	100%	
Sep 27	at Dal	L	1/1	39	25	64.1	326	8.4	2	2	41	2/23	86.1	9	35	3.9	9	0	58	100%	
Oct 3	KC	L	1/1	48	32	66.7	387	8.1	2	0	37	3/29	105.1	8	47	5.9	12	0	74	100%	
Oct 10	at Car	W	1/1	37	22	59.4	198	5.4	0	1	53	2/16	62.7	9	30	3.3	14	2	67	100%	
Oct 14	TB	L	1/1	26	12	46.2	115	4.4	1	1	25	2/2	55.8	10	44	4.4	11	2	52	100%	
Oct 24	at LV	L	1/1	34	18	52.9	236	6.9	2	0	27	2/13	94.7	13	61	4.7	16	0	69	100%	
Oct 31	at Det	W	1/1	14	9	64.3	103	7.4	0	0	19	0/0	86.3	7	71	10.1	21	0	51	78%	
Nov 7	LAC	L	1/1	17	11	64.7	162	9.5	1	0	28t	1/7	115.3	10	62	6.2	12	0	57	100%	
Nov 14	at Den	W	1/1	23	16	70.0	178	7.7	2	1	36t	1/6	103.2	14	53	3.8	31	0	64	100%	
Nov 21	NO	W	1/1	24	13	54.2	147	6.1	0	0	33	3/9	72.7	18	69	3.8	24t	3	78	100%	
Nov 28	at NYG	L	1/1	31	14	45.2	129	4.2	0	3	21	1/5	17.5	8	77	9.6	18	0	67	100%	
Dec 5	at NYJ	W	0/0	INACTIVE																	
Dec 21	Was	W	1/1	26	20	76.9	296	11.4	1	1	45	3/15	110.4	8	38	4.8	12	2	71	100%	
Dec 26	NYG	W	1/1	29	17	58.6	199	6.9	2	0	46	1/5	102.5	2	7	3.5	6	0	56	89%	
Jan 2	at Was	W	1/1	26	17	65.4	214	8.2	0	0	30	1/2	90.9	7	44	6.3	22	0	61	100%	
Jan 8	Dal	L	0/0	INACTIVE																	
<b>Totals</b>			<b>15/15</b>	<b>432</b>	<b>265</b>	<b>61.3</b>	<b>3,144</b>	<b>7.3</b>	<b>16</b>	<b>9</b>	<b>91</b>	<b>26/150</b>	<b>87.2</b>	<b>139</b>	<b>784</b>	<b>5.6</b>	<b>31</b>	<b>10</b>	<b>954</b>	<b>85%</b>	
<b>PLAYOFFS</b>																					
Jan 16	at TB	L	1/1	43	23	53.5	258	6.0	1	2	35	2/14	60.0	8	39	4.9	11	0	66	100%	
<b>Totals</b>			<b>1/1</b>	<b>43</b>	<b>23</b>	<b>53.5</b>	<b>258</b>	<b>6.0</b>	<b>1</b>	<b>2</b>	<b>35</b>	<b>2/14</b>	<b>60.0</b>	<b>8</b>	<b>39</b>	<b>4.9</b>	<b>11</b>	<b>0</b>	<b>66</b>	<b>100%</b>	

**Bucket list:** Meet Denzel Washington ... **Desired talent:** Ability to sing ... **If he could play another sport, what team/position:** "I'd go team up with Bryce Harper and the Phillies and play shortstop or center field." ... **Moments left starstruck:** Meeting Frankie Beverly and Kobe Bryant ... **Favorite movies:** *Friday Night Lights* and *He Got Game* ... **Favorite music:** Frankie Beverly and Maze, Al Green, The Isley Brothers, Anita Baker, Jaydayoungan ... **Favorite meal:** Seafood, boiled crawfish

100+ PASSER RATING (7)		
Date	Opponent	Rate
9/12/21	at Atlanta Falcons (W, 32-6)	126.4
11/7/21	vs. Los Angeles Chargers (L, 24-27)	115.3
12/21/21	vs. Washington (W, 27-17)	110.4
10/3/21	vs. Kansas City Chiefs (L, 30-42)	105.1
11/14/21	at Denver Broncos (W, 30-13)	103.2
12/26/21	vs. New York Giants (W, 34-10)	102.5
12/20/20	at Arizona Cardinals (L, 26-33)	102.3



- ▶ Only eight QBs in NFL history have recorded 3,000+ passing yards and 750+ rushing yards in a season: Hurts (2021), **Josh Allen** (2021), **Kyler Murray** (2020), **Lamar Jackson** (2019), **Cam Newton** (2017), **Russell Wilson** (2014), **Robert Griffin III** (2012) and **Randall Cunningham** (1990)
- ▶ Led all NFL QBs in rushing yards and rushing TDs ... Became just the second QB in NFL history to total 750+ rushing TDs and 10+ rushing TDs in a season, joining **Kyler Murray** in 2020 (819 yards, 11 TDs)
- ▶ Tied for the 4th-most explosive plays (106) in the league, trailing only **Tom Brady** (111), **Justin Herbert** (111) and **Josh Allen** (109)
- ▶ Rushed for a franchise-record-tying 3 TDs in the 40-29 victory vs. NO (11/21/21) ... Became the third NFL QB to rush for 3+ TDs in a game since 2010, joining **Dak Prescott** (2020) and **Russell Wilson** (2012)
- ▶ Completed 32-of-48 (66.7%) attempts for a career-high 387 yards, 2 TDs, 0 INTs and a 105.1 passer rating vs. KC (10/3/21) ... Marked the most passing yards without an INT by an Eagles QB since a 406-yard performance by **Nick Foles** on 11/3/13 at Oakland
- ▶ Posted a career-long, 91-yard pass to **Quez Watkins** vs. SF (9/19/21) ... Tied for the 5th-longest passing play in team history (longest since a 91-yard TD pass from **Michael Vick** to **DeSean Jackson** on 12/12/10 at Dallas) ... Also marked the Eagles' longest play from scrimmage in a home game since the NFL-record-tying 99-yard TD pass from **Ron Jaworski** to **Mike Quick** on 11/10/85 vs. Atlanta
- ▶ Totaled career highs in completion percentage (77.1%), passer rating (126.4) and passing TDs (3, tied) in the 32-6 win at Atl. (9/12/21)

**2020 SEASON - EAGLES**

- ▶ Registered 1,061 yards, 6 TDs, 4 INTs and a 77.6 rating on 77-of-148 (52.0%) passing and rushed for 354 yards and 3 TDs as a rookie
- ▶ Produced 342 passing yards at Dal. (12/27/20) ... His 81-yard TD to **DeSean Jackson** was the longest passing TD by an Eagles rookie since **Davey O'Brien** on 11/19/39 at Chicago (85 yards to **Red Ramsey**)



2020 GAME-BY-GAME STATISTICS (PHI)																				
				PASSING										RUSHING					OFF SNAPS	
Date	Opp		GP/S	Att	Cmp	Pct	Yds	Y/A	TD	Int	Lg	Sk/Yds	Rate	Att	Yds	Avg	Lg	TD	No	Pct
Sep 13	at Was	L	0/0	INACTIVE																
Sep 20	LAR	L	1/0	0	0	---	0	--	0	0	--	0/0	---	0	0	---	--	0	3	4%
Sep 27	Cin	T	1/0	0	0	---	0	--	0	0	--	0/0	---	2	8	4.0	8	0	3	3%
Oct 4	at SF	W	1/0	0	0	---	0	--	0	0	--	0/0	---	3	18	6.0	14	0	4	6%
Oct 11	at Pit	L	1/0	1	1	100.0	18	18.0	0	0	18	0/0	118.8	0	0	---	--	0	2	3%
Oct 18	Bal	L	1/0	0	0	---	0	--	0	0	--	0/0	---	2	23	11.5	20	0	7	10%
Oct 22	NYG	W	1/0	0	0	---	0	--	0	0	--	0/0	---	2	2	1.0	2	0	5	6%
Nov 1	Dal	W	1/0	1	1	100.0	9	9.0	0	0	9	0/0	104.2	0	0	---	--	0	3	5%
Nov 15	at NYG	L	1/0	0	0	---	0	--	0	0	--	0/0	---	2	-1	-0.5	0	0	3	4%
Nov 22	at Cle	L	1/0	0	0	---	0	--	0	0	--	0/0	---	1	6	6.0	6	0	1	1%
Nov 30	Sea	L	1/0	1	1	100.0	6	6.0	0	0	6	0/0	91.7	0	0	---	--	0	2	3%
Dec 6	at GB	L	1/0	12	5	41.7	109	9.0	1	1	34	3/5	67.7	5	29	5.8	13	0	26	42%
Dec 13	NO	W	1/1	30	17	56.7	167	5.6	1	0	39	0/0	83.6	18	106	5.9	24	0	69	100%
Dec 20	at Ari	L	1/1	44	24	54.5	338	7.7	3	0	42	6/33	102.3	11	63	5.7	17	1	83	100%
Dec 27	at Dal	L	1/1	39	21	53.8	342	8.8	1	2	81t	3/16	70.7	9	69	7.7	20	0	73	100%
Jan 3	Was	L	1/1	20	7	35.0	72	3.6	0	1	30	1/5	25.4	8	34	4.3	9	2	50	74%
<b>Totals</b>			<b>15/4</b>	<b>148</b>	<b>77</b>	<b>52.0</b>	<b>1,061</b>	<b>7.2</b>	<b>6</b>	<b>4</b>	<b>81t</b>	<b>13/59</b>	<b>77.6</b>	<b>63</b>	<b>354</b>	<b>5.6</b>	<b>24</b>	<b>3</b>	<b>334</b>	<b>30%</b>

300+ PASSING YARDS (4)		
Date	Opponent	Yds
10/3/21	vs. Kansas City Chiefs (L, 30-42)	387
12/27/20	at Dallas Cowboys (L, 17-37)	342
12/20/20	at Arizona Cardinals (L, 26-33)	338
9/27/21	at Dallas Cowboys (L, 21-41)	326

3+ PASSING TOUCHDOWNS (2)		
Date	Opponent	TD
9/12/21	at Atlanta Falcons (W, 32-6)	3
12/20/20	at Arizona Cardinals (L, 26-33)	3

- ▶ Recorded the most offensive TDs (4) and passing TDs (3, tied) in franchise rookie history along with a 102.3 passer rating at Ari. (12/20/20) ... Became the first rookie in the Super Bowl Era to post 3 passing TDs and 1 rushing TD in their first career start on the road
- ▶ Guided the Eagles to a 24-21 win over the 10-2 Saints in his first NFL start vs. NO (12/13/20) ... Threw for 167 yards and 1 TD, while rushing for a career-high 106 yards ... Joined **Ron Jaworski** (12/20/75 at Pittsburgh with L.A. Rams) as the only QBs in NFL history to beat a team on a nine-game winning streak in their starting debut

**COLLEGE HIGHLIGHTS**

- ▶ Started 42 of 56 games at Alabama (2016-18) and Oklahoma (2019), posting a 38-4 record ... Threw for 9,477 yards and 80 TDs on 682-of-1,047 (65.1%) passing, while rushing for 3,274 yards and 43 TDs
- ▶ As a senior at Oklahoma, finished as the runner-up for the Heisman Trophy and earned All-America and first-team All-Big 12 honors ... Produced 5,149 total yards (3,851 passing, 1,298 rushing) and ranked 2nd among FBS QBs in total TDs (53) and passer efficiency rating (191.2), trailing only **Joe Burrow** in each category ... Set school single-season records for rushing yards and points scored (126) by QB
- ▶ Rallied Alabama to a SEC Championship after replacing injured starter **Tua Tagovailoa** during his junior season in 2018



- ▶ Helped the Crimson Tide win a CFP National Championship in 2017 ... Threw for 2,081 yards and 17 TDs against 1 INT on 154-of-255 (60.4%) passing and rushed for 855 yards and 8 TDs
- ▶ Named SEC Freshman of the Year, SEC Newcomer of the Year, SEC Offensive Player of the Year, first-team All-SEC and a freshman All-American in 2016 ... Completed 240-of-382 (62.8%) passes for 2,780 yards, 23 TDs and 9 INTs and rushed for a school-QB record 954 yards and 13 TDs ... His 36 total TDs set an Alabama record and his 3,734 offensive yards were the 2nd-most in program history

**PERSONAL**

- ▶ Graduated from Alabama with a degree in communications and also pursued a graduate degree in human relations at Oklahoma
- ▶ Attended Channelview (TX) High School, where he ranked as the top dual-threat QB in the state of Texas and was a four-star recruit

**TRANSACTIONS**

- ▶ **2020** - Drafted by PHI in 2nd round (53rd overall)



# TARRON JACKSON

DEFENSIVE END | 75

(pronounced tuh-RON)

**Height:** 6-2 **Weight:** 254 **DOB:** June 22, 1998 (Age 24)  
**NFL Experience:** 2nd Year (2nd with Eagles) **Draft:** D6b-21 (191st overall) by PHI  
**College:** Coastal Carolina **Hometown (HS):** Aiken, SC (Silver Bluff)



## CAREER STATISTICS

Year	Team	GP/S	TACKLES				PASS RUSH			INTERCEPTIONS					FUMBLES		DEF SNAPS	
			Total	Solo	Asst	TFL	Sacks	QBH	QBP	Int	Yds	Lg	TD	PD	FF	FR	No	Pct
2021	Philadelphia	17/0	17	11	6	2	1.0	1	9	0	0	--	0	0	1	0	253	22%
<b>Totals</b>		<b>17/0</b>	<b>17</b>	<b>11</b>	<b>6</b>	<b>2</b>	<b>1.0</b>	<b>1</b>	<b>9</b>	<b>0</b>	<b>0</b>	<b>--</b>	<b>0</b>	<b>0</b>	<b>1</b>	<b>0</b>	<b>---</b>	<b>---</b>

## PLAYOFFS

2021	Philadelphia	1/0	1	1	0	0	0.0	0	0	0	0	--	0	0	0	0	15	21%
<b>Totals</b>		<b>1/0</b>	<b>1</b>	<b>1</b>	<b>0</b>	<b>0</b>	<b>0.0</b>	<b>0</b>	<b>0</b>	<b>0</b>	<b>0</b>	<b>--</b>	<b>0</b>	<b>0</b>	<b>0</b>	<b>0</b>	<b>---</b>	<b>---</b>

## ADDITIONAL STATISTICS

Special Teams Tackles: 1 - 2021 (1)

## CAREER HIGHS

Tackles	3	2x, last: 1/8/22 vs. Dal.
Sacks	1.0	10/31/21 at Det.
INTs	--	---
PDs	--	---
FFs	1	10/31/21 at Det.
FRs	--	---

**Hobbies:** Enjoys cooking on the grill, especially ribs ... **First job:** Helping out with his dad's construction business, including remodeling houses, painting walls, and delivering supplies ... **Jersey number significance:** 7 and 5 add up to 12, the age of his older brother and biggest inspiration, Daron, when he passed away from leukemia in 2008 ... **Another family inspiration:** His uncle, Dean Bryant, who passed away in 2020 ... Dean was an Eagles fan and always wished for Tarron to get drafted by his favorite team ... **Favorite TV show:** *Snowfall* ... **Favorite music:** A little bit of everything: '90s, modern-day rap, hip-hop ... **Favorite meal:** Mac and cheese ... **Favorite athlete growing up:** Kobe Bryant ... **Favorite quote:** "Effort without detail is just good effort."



## BIRDSEED

- ▶ His brother, Daron, died of leukemia at age 12 in 2008 ... Promised his older brother he would make it to the NFL one day ... Wore No. 9 in college because he was only 9 years old when Darron passed away
- ▶ In May 2022, honored his late brother by participating in Philadelphia's seventh 'Big Climb' for the Leukemia & Lymphoma Society ... Climbed the steps at Lincoln Financial Field with many others to raise critical funds in support of blood cancer research and patient support
- ▶ Earned a bachelor's degree in applied mathematics and also minored in actuarial science ... If football had not worked out for him, his plan was to become an actuary at an insurance firm

## 2021 SEASON - EAGLES

- ▶ Totaled 17 tackles (11 solo), 9 pressures, 2 TFLs, 1.0 sack and 1 FF in 253 defensive snaps ... Also saw action in 86 special teams snaps
- ▶ Strip-sacked Lions QB **David Blough** in the fourth quarter of the 44-6 victory at Det. (10/31/21) ... Marked his 1st career sack and FF

## COLLEGE HIGHLIGHTS

- ▶ In 48 career games at Coastal Carolina (2016-20), totaled 195 tackles (93 solo) 44.5 TFLs, 26.5 sacks, 6 FFs, 3 PDs and 1 FR ... Finished his career as the Chanticleers' career leader in sacks and TFLs ... His 26.5 sacks were also the 2nd-most in Sun Belt Conference history
- ▶ Named a consensus All-American and Sun Belt Defensive Player of the Year in 2020 ... Helped guide Coastal Carolina to an 11-1 record, producing a team-high 14 TFLs and 8.5 sacks along with 54 tackles (25 solo), 3 FFs and 1 FR ... Voted a finalist for the Lombardi Award, Lott IMPACT Trophy and Bronko Nagurski Trophy, in addition to being named a semifinalist for the Chuck Bednarik Award
- ▶ Earned first-team all-conference honors after setting a Sun Belt and school single-season record with 10.0 sacks (career high) in 2019 ... Added 60 tackles (28 solo), 13 TFLs and 2 FFs

## PERSONAL

- ▶ Prepped at Silver Bluff (SC) High School, where he led his team to two state championship games ... Did not have a Division I offer other than Coastal Carolina, which earned FBS status after he arrived



2021 GAME-BY-GAME STATISTICS (PHI)												
Date	Opp		GP/S	Tot	Solo	Sk	Int	PD	FF	FR	Snaps	Pct
Sep 12	at Atl	W	1/0	0	0	0.0	0	0	0	0	2	3%
Sep 19	SF	L	1/0	0	0	0.0	0	0	0	0	11	16%
Sep 27	at Dal	L	1/0	1	0	0.0	0	0	0	0	5	6%
Oct 3	KC	L	1/0	1	0	0.0	0	0	0	0	19	28%
Oct 10	at Car	W	1/0	1	1	0.0	0	0	0	0	18	25%
Oct 14	TB	L	1/0	1	1	0.0	0	0	0	0	10	13%
Oct 24	at LV	L	1/0	1	1	0.0	0	0	0	0	4	6%
Oct 31	at Det	W	1/0	1	1	1.0	0	0	1	0	22	35%
Nov 7	LAC	L	1/0	0	0	0.0	0	0	0	0	8	12%
Nov 14	at Den	W	1/0	1	1	0.0	0	0	0	0	9	16%
Nov 21	NO	W	1/0	0	0	0.0	0	0	0	0	20	31%
Nov 28	at NYG	L	1/0	1	0	0.0	0	0	0	0	19	32%
Dec 5	at NYJ	W	1/0	2	1	0.0	0	0	0	0	19	32%
Dec 21	Was	W	1/0	3	3	0.0	0	0	0	0	17	31%
Dec 26	NYG	W	1/0	1	1	0.0	0	0	0	0	36	47%
Jan 2	at Was	W	1/0	0	0	0.0	0	0	0	0	7	11%
Jan 8	Dal	L	1/0	3	1	0.0	0	0	0	0	27	44%
<b>Totals</b>			<b>17/0</b>	<b>17</b>	<b>11</b>	<b>1.0</b>	<b>0</b>	<b>0</b>	<b>1</b>	<b>0</b>	<b>253</b>	<b>22%</b>
PLAYOFFS												
Jan 16	at TB	L	1/0	1	1	0.0	0	0	0	0	15	21%
<b>Totals</b>			<b>1/0</b>	<b>1</b>	<b>1</b>	<b>0.0</b>	<b>0</b>	<b>0</b>	<b>0</b>	<b>0</b>	<b>15</b>	<b>21%</b>



**TRANSACTIONS**

- ▶ **2021** - Drafted by PHI in 6th round (191st overall) ... **12/27/21** - Placed on Reserve/COVID-19 ... **12/29/21** - Activated from Reserve/COVID-19



# TYREE JACKSON

TIGHT END | 80



Height: 6-7 Weight: 249 DOB: Nov. 7, 1997 (Age 24)

NFL Experience: 2nd Year (2nd with Eagles) Draft: UDFA-19 by BUF Acquired: FA-21

College: Buffalo Hometown (HS): Norton Shores, MI (Mona Shores)

## CAREER STATISTICS

Year	Team	GP/S	RECEIVING					OFF SNAPS	
			Rec	Yds	Avg	Lg	TD	No	Pct
2021	Philadelphia	9/3	3	22	7.3	13	1	171	15%
<b>Totals</b>		<b>9/3</b>	<b>3</b>	<b>22</b>	<b>7.3</b>	<b>13</b>	<b>1</b>	---	---

## CAREER HIGHS

Receptions	3	1/8/22 vs. Dal.
Receiving Yards	22	1/8/22 vs. Dal.
Receiving Long	13	1/8/22 vs. Dal.
Receiving TDs	1	1/8/22 vs. Dal.



## BIRDSEED

- ▶ Transitioned from QB to TE upon signing with the Eagles
- ▶ Following a stint in the XFL in 2020, realized that if he wanted to be an NFL player he would have to switch positions ... Decided a move to TE would be a fit due to his size and athleticism ... Enlisted the help of former University of Buffalo star **Naaman Roosevelt**, who played WR in the NFL and CFL, to teach him how to run routes

## 2021 SEASON - EAGLES

- ▶ Saw action in 171 offensive snaps during his first full NFL season
- ▶ Caught 3 passes for 22 yards and 1 TD in the regular-season finale vs. Dal. (1/8/22) ... Hauled in a 3-yard shovel pass from **Gardner Minshew** for his 1st career TD on the opening drive of the game

## XFL HIGHLIGHTS

- ▶ Completed 11-of-18 (61.1%) attempts for 46 yards, 1 TD, 0 INTs and an 84.0 passer rating over five games with the XFL's DC Defenders in 2020 ... Also rushed 9 times for 48 yards (5.3 avg.)

## COLLEGE HIGHLIGHTS

- ▶ Played collegiately at Buffalo (2016-18), where he posted 6,999 yards, 49 TDs, 24 INTs and a 129.3 efficiency rating on 533-of-955 (55.8%) passing ... Also rushed for 757 yards and 16 TDs
- ▶ Named the 2018 MAC Offensive Player of the Year after completing 225-of-407 (55.3%) attempts for 3,131 yards, 28 TDs, 12 INTs and a 136.7 rating ... Also totaled 161 rushing yards and 7 TDs ... Led the Bulls to a 10-4 record, MAC East division title and bowl appearance

## PERSONAL

- ▶ A four-year starter at Mona Shores (MI) High School ... Ended his career in the top five in state history in TD passes, completions and yards ... Combined to throw for 4,491 yards and 50 TDs and rushed for 1,064 yards and 13 TDs during his junior and senior seasons ... Named first-team all-state as a senior and guided the Sailors to the state championship game ... Also played basketball

## TRANSACTIONS


- ▶ **2019** - Signed by BUF as UDFA ... **8/31/19** - Waived by BUF ... **1/7/21** - Signed by PHI to reserve/future contract ... **9/2/21** - Placed on Reserve/Injured ... **11/6/21** - Activated from Reserve/Injured ... **1/10/22** - Placed on Reserve/Injured

**Desired talent:** Ability to sing ... **Guilty pleasure:** Binge watching Netflix ... **If he could play another sport, what team:** Basketball, Los Angeles Lakers ... **If he could own a business:** Construction, building houses ... **Favorite music:** Rap, country ... **Favorite meal:** Steak ... **Favorite athlete growing up:** Kobe Bryant



2021 GAME-BY-GAME STATISTICS (PHI)										
Date	Opp		GP/S	Rec	Yds	Avg	Lg	TD	Snaps	Pct
Sep 12	at Atl	W	0/0	RESERVE/INJURED						
Sep 19	SF	L	0/0	RESERVE/INJURED						
Sep 27	at Dal	L	0/0	RESERVE/INJURED						
Oct 3	KC	L	0/0	RESERVE/INJURED						
Oct 10	at Car	W	0/0	RESERVE/INJURED						
Oct 14	TB	L	0/0	RESERVE/INJURED						
Oct 24	at LV	L	0/0	RESERVE/INJURED						
Oct 31	at Det	W	0/0	RESERVE/INJURED						
Nov 7	LAC	L	1/0	0	0	---	--	0	14	25%
Nov 14	at Den	W	1/0	0	0	---	--	0	27	42%
Nov 21	NO	W	1/0	0	0	---	--	0	14	18%
Nov 28	at NYG	L	1/0	0	0	---	--	0	5	7%
Dec 5	at NYJ	W	1/1	0	0	---	--	0	27	38%
Dec 21	Was	W	1/0	0	0	---	--	0	16	23%
Dec 26	NYG	W	1/0	0	0	---	--	0	14	22%
Jan 2	at Was	W	1/1	0	0	---	--	0	15	25%
Jan 8	Dal	L	1/1	3	22	7.3	13	1	39	53%
<b>Totals</b>			<b>9/3</b>	<b>3</b>	<b>22</b>	<b>7.3</b>	<b>13</b>	<b>1</b>	<b>171</b>	<b>15%</b>
PLAYOFFS										
Jan 16	at TB	L	0/0	RESERVE/INJURED						
<b>Totals</b>			<b>0/0</b>	<b>0</b>	<b>0</b>	<b>---</b>	<b>--</b>	<b>0</b>	<b>0</b>	<b>0%</b>





# JOSH JOBE

## CORNERBACK | 38

(pronounced JOAB)

**Height:** 5-11 **Weight:** 190 **DOB:** April 9, 1998 (Age 24)  
**NFL Experience:** Rookie (1st with Eagles) **Draft:** UDFA-22 by PHI  
**College:** Alabama **Hometown (HS):** Miami, FL (Cheshire Academy)



### COLLEGE STATISTICS

Year	College	GP	TACKLES				PASS RUSH			INTERCEPTIONS					FUMBLES		DEF SNAPS	
			Total	Solo	Asst	TFL	Sacks	QBH	QBP	Int	Yds	Lg	TD	PD	FF	FR	No	Pct
2018	Alabama	14	8	7	1	0	0.0	---	---	0	0	0	0	1	0	0	---	---
2019	Alabama	12	28	21	7	0	0.0	---	---	1	0	0	0	3	0	1	---	---
2020	Alabama	13	55	39	16	2.5	2.0	---	---	0	0	0	0	11	2	0	---	---
2021	Alabama	12	38	28	10	1	0.0	---	---	2	6	6	0	4	0	0	---	---
<b>Totals</b>		<b>51</b>	<b>129</b>	<b>95</b>	<b>34</b>	<b>3.5</b>	<b>2.0</b>	---	---	<b>3</b>	<b>6</b>	<b>6</b>	<b>0</b>	<b>19</b>	<b>2</b>	<b>1</b>	---	---



### COLLEGE HIGHLIGHTS

- ▶ Played four seasons at Alabama (2018-21), recording 129 tackles (95 solo), 19 PDs, 3 INTs, 2.0 sacks, 2 FFs and 1 FR in 51 career games
- ▶ Helped the Crimson Tide clinch the SEC Championship during his senior season in 2021 ... Contributed to Alabama's CFP National Championship-winning campaign as a junior in 2020, recording career highs with 55 tackles (39 solo), 11 PDs, 2.0 sacks and 2 FFs en route to *Pro Football Focus* honorable mention All-America accolades

### PERSONAL

- ▶ Grew up in Miami, FL, where he originally attended Christopher Columbus High School ... Moved to Connecticut prior to his senior year and played his final season at Cheshire Academy ... Rated a four-star CB prospect and was tabbed the top player from the state of Connecticut by *247Sports* and *Rivals* ... Named a 2018 U.S. Army All-American

### TRANSACTIONS

- ▶ **2022** - Signed by PHI as UDFA





# KYRON JOHNSON

LINEBACKER | 58

(pronounced KY-ren)

Height: 6-0 Weight: 235 DOB: July 24, 1998 (Age 24)

NFL Experience: Rookie (1st with Eagles) Draft: D6a-22 (181st overall) by PHI

College: Kansas Hometown (HS): Arlington, TX (Lamar)



## COLLEGE STATISTICS

Year	College	GP/S	TACKLES				PASS RUSH			INTERCEPTIONS					FUMBLES		DEF SNAPS	
			Total	Solo	Asst	TFL	Sacks	QBH	QBP	Int	Yds	Lg	TD	PD	FF	FR	No	Pct
2017	Kansas	12/0	17	12	5	0.5	0.0	---	---	0	0	--	0	0	1	0	---	---
2018	Kansas	12/7	18	12	6	4	2.0	---	---	0	0	--	0	2	2	1	---	---
2019	Kansas	12/12	55	36	19	5.5	1.0	---	---	0	0	--	0	1	0	0	---	---
2020	Kansas	9/8	42	27	15	4.5	3.0	---	---	0	0	--	0	1	1	0	---	---
2021	Kansas	12/12	61	41	20	8.5	6.5	---	---	0	0	--	0	1	4	2	---	---
<b>Totals</b>		<b>57/39</b>	<b>193</b>	<b>128</b>	<b>65</b>	<b>23</b>	<b>12.5</b>	---	---	<b>0</b>	<b>0</b>	--	<b>0</b>	<b>5</b>	<b>8</b>	<b>3</b>	---	---



### BIRDSEED

- ▶ A two-sport athlete for most of his life, also grew up running track ... Ran varsity as a high school freshman and was coached by his uncle, Rod Franklin ... Competed in the 100m, 200m, 4x100m, 4x200m, and long jump events ... Posted a 4.36 and 4.39 in 40-yard dash attempts at Kansas' pro day in 2022, which would have been among the best times by a LB in NFL Combine history, had he been invited
- ▶ Contributed as a safety, nickel, LB and DE at Kansas ... Started for four seasons with the Jayhawks under four different head coaches
- ▶ Affectionately referred to as "Uncle Pastor" in college because he had accrued a lot of wisdom in five years at Kansas and brought everyone together by praying like a pastor in a church ... The three-year captain served as a vocal leader and mentor to younger teammates

### COLLEGE HIGHLIGHTS

- ▶ Served as a team captain at Kansas (2017-21) ... Recorded 193 tackles (128 solo), 23 TFLs, 12.5 sacks, 8 FFs, 5 PDs and 3 FRs along with 17 special teams tackles in 57 career games (39 starts)
- ▶ Earned second-team All-Big 12 recognition from *Pro Football Focus* in 2021 after recording career highs in tackles (61), TFLs (8.5), sacks (6.5), FFs (4) and FRs (2) ... Forced 40 QB pressures while playing as a DE, according to *PFF* ... Did not commit a penalty in 655 snaps played
- ▶ Tabbed All-Big-12 honorable mention as a LB in 2020 ... Produced 42 tackles (27 solo), 4.5 TFLs, 3.0 sacks, 1 FF and 1 PD

### PERSONAL

- ▶ Prepped at Lamar (TX) High School ... Started his career as a RB and safety before transitioning to LB as a junior ... Registered 125 tackles and 11.0 sacks as a senior, collecting first-team all-district honors ... Graduated a semester early before enrolling at Kansas
- ▶ Is the son of Broderic and Stephanie Johnson ... His father was a three-sport athlete in high school before playing RB at Cisco Junior College (Cisco, TX) ... His brother, Kayron, ran track at Ottawa University
- ▶ Majored in human biology at Kansas

### TRANSACTIONS

- ▶ **2022** - Drafted by PHI in 6th round (181st overall)



# LANE JOHNSON

TACKLE | 65

Height: 6-6 Weight: 325 DOB: May 8, 1990 (Age 32)  
 NFL Experience: 10th Year (10th with Eagles) Draft: D1-13 (4th overall) by PHI  
 College: Oklahoma Hometown (HS): Groveton, TX (Groveton)



SUPER BOWL CHAMPION: 2017 (LII) ALL-PRO: 2017, 2021 PRO BOWL: 2018, 2019, 2020

## CAREER STATISTICS

Year	Team	GP/S	STARTS		OFF SNAPS	
			LT	RT	No	Pct
2013	Philadelphia	16/16	0	16	1,102	100%
2014	Philadelphia	12/12	0	12	889	76%
2015	Philadelphia	16/16	2	14	1,156	100%
2016	Philadelphia	6/6	0	6	407	36%
2017	Philadelphia	15/15	0	15	964	85%
2018	Philadelphia	15/15	0	15	962	88%
2019	Philadelphia	12/12	0	12	773	65%
2020	Philadelphia	7/7	0	7	404	36%
2021	Philadelphia	13/13	0	13	821	73%
<b>Totals</b>		<b>112/112</b>	<b>2</b>	<b>110</b>	---	---

## PLAYOFFS

Year	Team	GP/S	LT	RT	No	Pct
2013	Philadelphia	1/1	0	1	58	100%
2017	Philadelphia	3/3	0	3	207	100%
2018	Philadelphia	2/2	0	2	119	100%
2019	Philadelphia	0/0	0	0	0	0%
2021	Philadelphia	1/1	0	1	43	65%
<b>Totals</b>		<b>7/7</b>	<b>0</b>	<b>7</b>	---	---

## ADDITIONAL STATISTICS

Receiving TDs: 1 - 2021 (1)

**First job:** Grave digger in high school ... **Biggest pet peeve:** Drivers that take a long time to make a turn ... **Hobbies:** Hunting and fishing ... **Favorite teams/athletes growing up:** Houston Rockets, Green Bay Packers and Brett Favre ... **If he could play another sport, what position/team:** Small forward, Houston Rockets ... **Favorite movie:** *Forrest Gump* ... **Favorite TV show:** *Impractical Jokers* ... **Three favorite throwback jerseys:** Hakeem Olajuwon, Rockets; Michael Vick, Falcons; Bo Jackson, Raiders



## CAREER HIGHLIGHTS

- ▶ Is a three-time **Pro Bowl** selection (2018, '19, '20), two-time *Associated Press* **All-Pro** (2017, '21) and **Super Bowl LII** champion
- ▶ Is one of three Eagles OTs to be named to multiple AP All-Pro teams, joining **Jason Peters** (four) and **Bob Brown** (five) ... Is tied for the 2nd-most Pro Bowls by an OT in franchise history, behind Peters (seven)
- ▶ Joined **Jason Peters** (2013-16) and **Frank "Bucko" Kilroy** (1953-55) as the only Eagles OTs to earn three consecutive Pro Bowl nods

## BIRDSEED

- ▶ Opened up about his struggles with anxiety and depression in 2021 ... Aimed to help further the conversation about mental health with professional athletes ... Diagnosed with an anxiety disorder in 2008
- ▶ Represented Merging Vets & Players through the NFL's *My Cause My Cleats* campaign in 2021 ... Merging Vets & Players empowers combat veterans and former professional athletes by connecting them during their transitions, promoting personal development and showing them they are never alone ... Has previously brought awareness to the programs designed by Feherty's Troops First Foundation for wounded service members and their families through *My Cause My Cleats*
- ▶ Co-created the OL Masterminds Summit with his friend and OL guru Duke Manyweather in 2018 ... The annual meeting brings together OL from the NFL and college to discuss the technical and mental aspects of their craft, invest in each other and advance OL appreciation
- ▶ Converted a horse barn on his property into a world-class home gym that is famously known as the "Bro Barn" ... Hosts groups of Eagles and other NFL players for competitive workouts in the offseason
- ▶ Began his collegiate career at Kilgore College (TX), where he served as the Rangers' QB playing at a 202-pound weight ... After transferring to Oklahoma as a TE in 2009, he redshirted for one year before playing TE and DE in 2010 ... Later settled in as a RT in 2011 prior to moving to the left side of the OL as a senior during the 2012 campaign

## 2021 SEASON - EAGLES

- ▶ Led all NFL OTs with a 0.2% knockdown percentage, allowing 0 sacks and just 1 QB hit in 413 pass-blocking opportunities ... Finished as the only OT to not surrender a sack (min. 350 pass-blocking snaps)
- ▶ Ranked 2nd among NFL RTs with an 83.0 *PFF* offensive grade, trailing only **Tristan Wirfs** (84.6) (min. 700 snaps at RT) ... Produced the 2nd-best pass-blocking grade (81.1) and 3rd-best run-blocking grade (77.9) among RTs (min. 350 snaps at RT in run blocking and pass blocking)
- ▶ Blocked for an OL that helped the team lead the NFL in rushing offense (159.7 avg.), rushing TDs (25) and explosive plays (163) ... The Eagles established single-season franchise records in rushing yards (2,715), rushing TDs (tied) and third-down percentage (45.7%)
- ▶ Hauled in a 5-yard TD pass from **Jalen Hurts** during the fourth quarter of the 34-10 victory vs. NYG (12/26/21) ... Became the first Eagles OL to register a TD reception since **Todd Herremans** caught a 2-yard pass from **Michael Vick** on 12/12/10 at Dallas



#### 2020 SEASON - EAGLES

- ▶ Posted the highest *PFF* pass-blocking grade (83.1) among players with at least 250 pass-blocking snaps at RT ... Allowed only 1 sack

#### 2019 SEASON - EAGLES

- ▶ Recorded the 2nd-best *PFF* offensive grade (88.7) among NFL OTs, behind **Ryan Ramczyk** (90.8) (min. 700 snaps) ... Ranked 1st among OTs with a 92.6 run-blocking grade (min. 300 run-blocking snaps) ... Also gave up just 1 sack in 450 pass-blocking opportunities

#### 2018 SEASON - EAGLES

- ▶ Ranked 4th among NFL RTs with an 81.0 *PFF* offensive grade (min. 700 snaps) ... Also tallied the 3rd-highest run-blocking grade (79.7) among his position group (min. 300 run-blocking snaps at RT)

#### 2017 SEASON - EAGLES

- ▶ Blocked for one of the most dominant OLs in the league during Philadelphia's **Super Bowl LII**-winning season ... Helped the Eagles lead the NFL in red zone offense (65.5%) and rank 3rd in both rushing offense (132.2 ypg) and offensive points per game (26.3)

#### 2016 SEASON - EAGLES

- ▶ Saw action in 407 snaps over six starts at RT ... Allowed 1 sack

#### 2015 SEASON - EAGLES

- ▶ Appeared in a career-high 1,156 offensive snaps, starting all 16 games for the second time in his career (including two starts at LT)

#### 2014 SEASON - EAGLES

- ▶ Produced the top *PFF* offensive grade (83.7) among NFL RTs (min. 700 snaps) ... Ranked 2nd among RTs with a 0.6% knockdown percentage (1 sack and 2 QB hits allowed in 515 opportunities), trailing only **Rick Wagner** (0.5%) (min. 400 pass-blocking snaps at RT) ... Also registered the 2nd-highest run-blocking grade (86.8) among RTs, behind **Derek Newton** (87.0) (min. 300 run-blocking snaps at RT)
- ▶ Helped an offense that ranked 3rd in scoring (29.6 ppg), 5th in total yards (396.8 ypg), 6th in passing (272.3 ypg) and 9th in rushing (124.5 ypg), while setting team records in points (474) and TDs (54)

#### 2013 SEASON - EAGLES

- ▶ Started all 16 games as a rookie and paved the way for the NFL's leading rusher – **LeSean McCoy** (1,607 yards) ... A member of the league's No. 2 offense (417.3 ypg), which also ranked 1st in rushing (160.4 ypg) and 4th in scoring (27.6 ppg) ... Became the first Eagles rookie OT to start in a season opener since **John Welbourn** in 1999

#### COLLEGE HIGHLIGHTS

- ▶ As a senior in 2012, started 11 games at LT and garnered third-team All-America honors from *CBSSports.com* and second-team All-Big 12 recognition from the league's coaches ... Anchored a Sooners offense that ranked 12th in the nation with 497.9 yards per game ... Posted 123 knockdowns and led the Big 12 with 19 TD-resulting blocks



- ▶ Started 12 games at RT as a junior in 2011, as Oklahoma ranked 10th nationally in scoring (39.5 ppg), 5th in total offense (512.3 ypg), 5th in passing offense (349.4 ypg) and 7th in fewest sacks allowed (11)
- ▶ Appeared in nine games as a reserve QB at Kilgore College in 2008 ... Completed 32-of-61 (52.5%) attempts for 510 yards, 3 TDs and 7 INTs, while adding 24 yards and 1 TD on 17 rushing attempts

#### PERSONAL

- ▶ Attended Groveton (TX) High School, where he played QB and safety and was an all-region and all-state selection ... Also competed in baseball, basketball and track and field ... Placed 4th in the shot put at the state's track championships ... His graduating class had 35 students
- ▶ Majored in human relations during his time at Oklahoma

#### TRANSACTIONS

- ▶ **2013** - Drafted by PHI in 1st round (4th overall) ... **7/23/14** - Placed on Reserve/Suspended ... **9/29/14** - Activated from Reserve/Suspended ... **1/29/16** - Signed by PHI to 6-year contract through 2021 ... **10/11/16** - Placed on Reserve/Suspended ... **12/20/16** - Activated from Reserve/Suspended ... **11/29/19** - Signed by PHI to 4-year contract extension ... **7/29/20** - Placed on Reserve/COVID-19 ... **8/11/20** - Activated from Reserve/COVID-19 ... **12/2/20** - Placed on Reserve/Injured



# PATRICK JOHNSON

LINEBACKER | 48



**Height:** 6-2 **Weight:** 248 **DOB:** Jan. 10, 1998 (Age 24)  
**NFL Experience:** 2nd Year (2nd with Eagles) **Draft:** D7-21 (234th overall) by PHI  
**College:** Tulane **Hometown (HS):** Chattanooga, TN (Notre Dame)

## CAREER STATISTICS

Year	Team	GP/S	TACKLES				PASS RUSH			INTERCEPTIONS					FUMBLES		DEF SNAPS	
			Total	Solo	Asst	TFL	Sacks	QBH	QBP	Int	Yds	Lg	TD	PD	FF	FR	No	Pct
2021	Philadelphia	17/2	12	7	5	1	0.0	0	1	0	0	--	0	0	0	0	111	10%
<b>Totals</b>		<b>17/2</b>	<b>12</b>	<b>7</b>	<b>5</b>	<b>1</b>	<b>0.0</b>	<b>0</b>	<b>1</b>	<b>0</b>	<b>0</b>	<b>--</b>	<b>0</b>	<b>0</b>	<b>0</b>	<b>0</b>	<b>---</b>	<b>---</b>

## PLAYOFFS

2021	Philadelphia	1/0	0	0	0	0	0.0	0	0	0	0	--	0	0	0	0	1	1%
<b>Totals</b>		<b>1/0</b>	<b>0</b>	<b>0</b>	<b>0</b>	<b>0</b>	<b>0.0</b>	<b>0</b>	<b>0</b>	<b>0</b>	<b>0</b>	<b>--</b>	<b>0</b>	<b>0</b>	<b>0</b>	<b>0</b>	<b>---</b>	<b>---</b>

## ADDITIONAL STATISTICS

**Special Teams Tackles:** 5 - 2021 (5) **Postseason Special Teams Tackles:** 1 - 2021 (1)

## CAREER HIGHS

<b>Tackles</b>	5	1/8/22 vs. Dal.
<b>Sacks</b>	--	---
<b>INTs</b>	--	---
<b>PDs</b>	--	---
<b>FFs</b>	--	---
<b>FRs</b>	--	---

**Nicknames:** PJ or Pat ... **Hobbies:** Love to golf and is around a 6-10 handicap ... **Bucket list:** Start his own training gym and also travel to Europe ... **Biggest pet peeve:** When someone doesn't live up to their word ... **Biggest influence:** "My father. Me and him, we bonded over football a lot. He actually played in college. Me and him were very, very close and very similar people" ... **Players he models his game after:** Marvin Ingram, Khlil Mack and Von Miller ... **Desired talent:** Ability to play piano ... **If he could play another sport:** Golf on the PGA Tour ... **Favorite TV shows:** Game of Thrones ... **Favorite meal:** Hibachi ... **Favorite athletes growing up:** Derek Jeter



## BIRDSEED

- ▶ Did not participate in the 2020 Famous Idaho Potato Bowl due to the death of his father, Kevin, who passed away unexpectedly while visiting Patrick in New Orleans ... Had a very strong bond with his father, who also played collegiately at Tennessee-Chattanooga as a LT
- ▶ Spent his teenage years routinely scheduling workout sessions with his grandfather, Jerry Fitzgerald, a Vietnam War veteran with a passion for weightlifting ... Considered his grandfather one of his best friends growing up and learned a lot from him on how to train his body

## 2021 SEASON - EAGLES

- ▶ Ranked 4th on the Eagles with 254 special teams snaps, behind **Zech McPhearson** (325), **Andre Chachere** (322) and **Shaun Bradley** (280) ... Totaled 5 special teams tackles ... Also saw action in 111 defensive snaps, registering 12 tackles (7 solo) with 1 TFL
- ▶ Started in the regular-season finale vs. Dal. (1/8/22), registering a career-high 5 tackles ... Made his first career start at Dal. (9/27/21)

## COLLEGE HIGHLIGHTS

- ▶ Played collegiately at Tulane, where he totaled 135 tackles (92 solo), 40 TFLs, 24.5 sacks, 11 PDs, 6 FFs and 1 FR in 49 career games ... Finished as the Green Wave's all-time sacks leader
- ▶ Garnered first-team All-AAC accolades following his senior campaign in 2020, when he notched 14.5 TFLs and 10.0 sacks
- ▶ As a junior in 2019, started all 13 games and led Tulane's defense in TFLs (8.5) and sacks (4.0) en route to second-team All-AAC honors
- ▶ Played in all 13 contests (12 starts) as a sophomore in 2018 and received All-AAC recognition after leading the team and ranking 2nd in the conference with a career-high 10.5 sacks

## PERSONAL

- ▶ Attended Notre Dame (TN) High School ... Has an older sister, Devyn, and a younger sister, Mackenzie ... Majored in health and wellness

## TRANSACTIONS

- ▶ **2021** - Drafted by PHI in 7th round (234th overall)



2021 GAME-BY-GAME STATISTICS (PHI)												
Date	Opp		GP/S	Tot	Solo	Sk	Int	PD	FF	FR	Snaps	Pct
Sep 12	at Atl	W	1/0	1	1	0.0	0	0	0	0	7	10%
Sep 19	SF	L	1/0	2	0	0.0	0	0	0	0	13	19%
Sep 27	at Dal	L	1/1	3	3	0.0	0	0	0	0	28	36%
Oct 3	KC	L	1/0	0	0	0.0	0	0	0	0	0	0%
Oct 10	at Car	W	1/0	0	0	0.0	0	0	0	0	0	0%
Oct 14	TB	L	1/0	0	0	0.0	0	0	0	0	1	1%
Oct 24	at LV	L	1/0	0	0	0.0	0	0	0	0	0	0%
Oct 31	at Det	W	1/0	0	0	0.0	0	0	0	0	2	3%
Nov 7	LAC	L	1/0	0	0	0.0	0	0	0	0	0	0%
Nov 14	at Den	W	1/0	1	1	0.0	0	0	0	0	2	3%
Nov 21	NO	W	1/0	0	0	0.0	0	0	0	0	0	0%
Nov 28	at NYG	L	1/0	0	0	0.0	0	0	0	0	0	0%
Dec 5	at NYJ	W	1/0	0	0	0.0	0	0	0	0	0	0%
Dec 21	Was	W	1/0	0	0	0.0	0	0	0	0	0	0%
Dec 26	NYG	W	1/0	0	0	0.0	0	0	0	0	1	1%
Jan 2	at Was	W	1/0	0	0	0.0	0	0	0	0	2	3%
Jan 8	Dal	L	1/1	5	2	0.0	0	0	0	0	55	89%
<b>Totals</b>			<b>17/2</b>	<b>12</b>	<b>7</b>	<b>0.0</b>	<b>0</b>	<b>0</b>	<b>0</b>	<b>0</b>	<b>111</b>	<b>10%</b>
PLAYOFFS												
Jan 16	at TB	L	1/0	0	0	0.0	0	0	0	0	1	1%
<b>Totals</b>			<b>1/0</b>	<b>0</b>	<b>0</b>	<b>0.0</b>	<b>0</b>	<b>0</b>	<b>0</b>	<b>0</b>	<b>1</b>	<b>1%</b>





# CAM JURGENS

CENTER/GUARD | 51



**Height:** 6-3 **Weight:** 303 **DOB:** Aug. 21, 1999 (Age 22)  
**NFL Experience:** Rookie (1st with Eagles) **Draft:** D2-22 (51st overall) by PHI  
**College:** Nebraska **Hometown (HS):** Beatrice, NE (Beatrice)

## COLLEGE STATISTICS

Year	College	GP/S	OFF SNAPS	
			No	Pct
2018	Nebraska	1/0	---	---
2019	Nebraska	12/12	---	---
2020	Nebraska	7/7	---	---
2021	Nebraska	12/12	---	---
<b>Totals</b>		<b>32/31</b>	---	---



## BIRDSEED

- ▶ Created his own beef jerky business with the assistance of family and friends ... A product of NIL, "Beef Jurgy's Beef Jerky," which is based on his nickname, is a proud distributor of Midwest beef jerky and has a website — beefjurgy.com — that sells homemade food and apparel ... Gave out samples to coaches during his pre-draft interviews
- ▶ Waited for his name to be called during the NFL Draft in the middle of a tornado warning ... 10 minutes before the Eagles contacted him, his phone began vibrating and loud, thunderous booms with a downpour of hail could be heard outside ... As the WiFi kept going in and out of service, his family went downstairs, except for his grandmother, who replied to their pleas, "It's been a great night. I'm not moving." ... When the storm subsided, they rejoined her upstairs to celebrate
- ▶ Grew up on a cattle ranch in Nebraska ... Days after being selected by the Eagles, a video of him practicing his pass-blocking skills against a steer went viral on social media ... Considers a steer's change-of-direction ability greater than any defensive player he faces

## COLLEGE HIGHLIGHTS

- ▶ Started 31 of 32 career games at Nebraska (2018-21) ... Earned All-Big Ten accolades from the league's coaches and media after his junior season in 2021 ... Became the first Huskers freshman (true or redshirt) to start a game at center since 1972 ... Originally recruited as a TE and appeared in one game at the position ... Gained 45 pounds over the 2019 offseason after being approached about the change

## PERSONAL

- ▶ Prepped at Beatrice (NE) High School, where he was a QB, FB, WR, TE and LB at different times, in addition to kicking and punting duties ... Regarded as the consensus top prospect in the state of Nebraska in the 2018 recruiting class ... Named to the *Omaha World-Herald* All-Nebraska and *Lincoln Journal Star* Super-State First Teams following his junior and senior seasons ... Led his team to an 8-1 mark in 2017 after rushing for 318 yards and 8 TDs and catching 17 passes for 277 yards as a hybrid TE, while adding 57 tackles and 1 INT as a LB
- ▶ Also participated in basketball and track and field, which helped him earn the 2017 *Lincoln Journal Star* Boys Athlete of the Year award in the state of Nebraska ... Averaged 12.5 points per game and 3.5 rebounds per game as a junior, collecting honorable mention Class B all-state recognition ... A four-time Class B state champion in the discus and three-time champion in the shot put, winning the all-class gold medal in both events in each of his final three seasons ... His two titles as a senior also helped Beatrice to the Class B team championship
- ▶ Contributed to Nebraska's track and field team for two seasons ... His mother, Beth, was a 12-time All-American at Kearny State (NE) in the shot put, discus, hammer and weight throw events
- ▶ Earned a bachelor's degree in nutrition health sciences

## TRANSACTIONS

- ▶ **2022** - Drafted by PHI in 2nd round (51st overall)



# JASON KELCE

CENTER | 62



**Height:** 6-3 **Weight:** 295 **DOB:** Nov. 5, 1987 (Age 34)  
**NFL Experience:** 12th Year (12th with Eagles) **Draft:** D6a-11 (191st overall) by PHI  
**College:** Cincinnati **Hometown (HS):** Cleveland, OH (Cleveland Heights)

**SUPER BOWL CHAMPION:** 2017 (LII) **ALL-PRO:** 2017, 2018, 2019, 2021 **PRO BOWL:** 2015, 2017, 2020, 2021, 2022

### CAREER STATISTICS

Year	Team	GP/S	STARTS	OFF SNAPS	
			C	No	Pct
2011	Philadelphia	16/16	16	N/A	N/A
2012	Philadelphia	2/2	2	136	12%
2013	Philadelphia	16/16	16	1,095	99%
2014	Philadelphia	12/12	12	828	70%
2015	Philadelphia	16/16	16	1,156	100%
2016	Philadelphia	16/16	16	1,133	100%
2017	Philadelphia	16/16	16	1,079	95%
2018	Philadelphia	16/16	16	1,037	95%
2019	Philadelphia	16/16	16	1,183	100%
2020	Philadelphia	16/16	16	1,124	99%
2021	Philadelphia	17/17	17	993	89%
<b>Totals</b>		<b>159/159</b>	<b>159</b>	---	---

PLAYOFFS					
Year	Team	GP/S	C	No	Pct
2013	Philadelphia	1/1	1	58	100%
2017	Philadelphia	3/3	3	207	100%
2018	Philadelphia	2/2	2	119	100%
2019	Philadelphia	1/1	1	69	100%
2021	Philadelphia	1/1	1	66	100%
<b>Totals</b>		<b>8/8</b>	<b>8</b>	---	---

**If he could play another sport, what position/team:** Center for the Philadelphia Flyers ... **First job:** Worked a youth hockey camp when he was 14 years old ... **First football team:** Played LB and FB for the Roxboro Rockets in 7th grade ... **Three items needed on deserted island:** Duct tape, lighter, fishing pole ... **Three favorite throwback jerseys:** Chuck Bednarik, Philadelphia Eagles; Jim Brown, Cleveland Browns; Wayne Gretzky, Edmonton Oilers ... **Pregame ritual:** Listens to Christmas music and combs his beard ... **Favorite movies:** *The Big Lebowski* and *The Last Gladiators* ... **Favorite teams/athletes as a kid:** All Cleveland teams, Michael Jordan, Wayne Gretzky and Jerome Bettis



### CAREER HIGHLIGHTS

- ▶ Is a five-time **Pro Bowl** honoree (2015, '17, '20, '21, '22), four-time AP first-team **All-Pro** (2017, '18, '19, '21) and **Super Bowl LII** champion
- ▶ Is the fourth center since the 1970 NFL merger to be named first-team All-Pro four times in their career, joining **Dermontti Dawson** (six), **Mike Webster** (five) and **Dwight Stephenson** ... Dawson, Webster and Stephenson are all members of the Pro Football Hall of Fame ... Among that group, only Kelce and Webster have won a Super Bowl
- ▶ Became the seventh player in franchise to earn at least four first-team All-Pro selections, joining **Chuck Bednarik** (six), **Reggie White** (six), **Pete Pihos** (five), **Steve Van Buren** (five), **Brian Dawkins** and **Al Wistert**
- ▶ Has received the 2nd-most Pro Bowl nods ever by an Eagles OL (most by a center in team history), trailing only **Jason Peters** (seven)

### BIRDSEED

- ▶ Has provided significant time and resources to benefit the Eagles Autism Foundation over the years ... His wife, Kylie, works in a classroom for children with special needs and she grew up with a neighbor and close friend who was diagnosed with autism ... He is an ambassador to multiple events tied to the Eagles Autism Foundation, including the Eagles Autism Challenge and Huddle Up for Autism events ... Hosted his second "Team 62" celebrity bartending fundraiser at Ocean Drive in Sea Isle City, NJ, in June 2022, generating more than \$100,000 for the Eagles Autism Foundation ... He and his wife then donated another \$50,000, bringing the total to an outstanding \$150,000 for the day
- ▶ Sang the National Anthem before the Philadelphia 76ers' game against the Denver Nuggets at the Wells Fargo Center on March 14, 2022 ... In 2021, he agreed to do so if he helped former teammate **Connor Barwin's** Make The World Better Foundation raise more than \$100,000 by the end of the year (the organization raised over \$114,000)
- ▶ Guest-hosted a three-hour shift on the WIP Morning Show on SportsRadio 94WIP during the 2022 offseason ... One day later, surrounded by speculation that he would retire, announced on social media with a video of him pouring a beer from a keg that he was, in fact, retiring – but from sports talk radio, not football ... The keg was sent to him earlier by **Nick Sirianni** in a plea for him to keep playing
- ▶ Nominated by the Eagles as their 2021 Walter Payton Man of the Year candidate ... The award is considered the NFL's most prestigious honor and recognizes players who have exhibited excellence on the field as well as a passion to impact the lives of others in their community
- ▶ Dressed in Mummies regalia on the steps of the Philadelphia Museum of Art, closed the Super Bowl LII Parade of Champions with an iconic speech that solidified his unique place in Philadelphia folklore ... Inspired by the "underdog" theme associated with their postseason run, delivered an ode to his teammates and the city's resilient spirit
- ▶ Comes from a football lineage ... His younger brother, **Travis Kelce**, is an All-Pro TE who was drafted by the Kansas City Chiefs in 2013 ... His uncle, Don Blalock Jr., played DT for Purdue (1976-77) and his grandfather, Don Blalock, was a member of Ohio's football team

**NOTES TO KNOW**

- ▶ Has started 122 consecutive regular-season games, which marks the longest active streak among NFL centers ... It is the longest streak by an NFL center since **Chris Myers'** 123-game stretch from 2004-07
- ▶ Overall, his 122-game streak of consecutive starts is the 4th-longest in franchise history, behind **Jon Runyan** (144, 2000-08), **Herman Edwards** (135, 1977-85) and **Jerry Sisemore** (127, 1974-82)
- ▶ Is tied for the 9th-most regular-season games played (159) in Eagles history, trailing only **Chuck Bednarik** (169, 1949-62) and **Tra Thomas** (166, 1998-2008) among Eagles all-time OL

**2021 SEASON - EAGLES**

- ▶ Recorded the 3rd-highest *PFF* offensive grade (84.4) among NFL centers, behind **Creed Humphrey** (91.4) and **Corey Linsley** (85.7) (min. 800 snaps) ... Also ranked 2nd among centers with an 89.4 run-blocking grade, trailing only Humphrey (92.5) (min. 300 run-blocking snaps)
- ▶ Led all NFL centers with a 0.2% knockdown percentage, allowing just 1 sack in 557 opportunities (min. 500 pass-blocking snaps)
- ▶ Blocked for an OL that helped the team lead the NFL in rushing offense (159.7 avg.), rushing TDs (25) and explosive plays (163) ... The Eagles established single-season franchise records in rushing yards (2,715), rushing TDs (tied) and third-down percentage (45.7%)

**2020 SEASON - EAGLES**

- ▶ Registered the 2nd-best *PFF* run-blocking grade (79.0) among NFL centers, behind **Frank Ragnow** (80.9) (min. 300 run-blocking snaps)

**2019 SEASON - EAGLES**

- ▶ Posted the No. 1 *PFF* offensive grade (81.0) among NFL centers (min. 800 snaps) ... Also ranked 1st among the league's centers in run-blocking grade (82.4) (min. 300 run-blocking snaps)

**2018 SEASON - EAGLES**

- ▶ Finished with the best *PFF* offensive grade (88.8) among NFL centers (min. 800 snaps) ... Paced his league-wide position group with an 88.2 run-blocking grade as well (min. 300 run-blocking snaps)
- ▶ Allowed only 1 sack, 3 QB hits and 8 hurries in 657 opportunities, resulting in the 2nd-lowest pressure percentage (1.8%) among centers, behind **Rodney Hudson** (0.9%) (min. 500 pass-blocking snaps)

**2017 SEASON - EAGLES**

- ▶ Recorded the top *PFF* offensive grade (94.4) among NFL centers (min. 800 snaps), which is the highest mark of his career ... Produced a position-leading 95.5 run-blocking grade (min. 300 run-blocking snaps)
- ▶ Blocked for one of the most dominant OLs in the league during Philadelphia's **Super Bowl LII**-winning season ... Helped the Eagles lead the NFL in red zone offense (65.5%) and rank 3rd in both rushing offense (132.2 ypg) and offensive points per game (26.3)

**2016 SEASON - EAGLES**

- ▶ Appeared in 1,133 offensive snaps and allowed only 1 sack

**2015 SEASON - EAGLES**

- ▶ Logged the 6th-highest *PFF* offensive grade (74.1) among NFL centers (min. 800 snaps) ... Saw action in 1,156 offensive snaps

**2014 SEASON - EAGLES**

- ▶ Ranked 3rd among NFL centers with a 78.0 *PFF* offensive grade, behind **Travis Frederick** (86.6) and **Nick Mangold** (84.6) (min. 800 snaps)
- ▶ Helped an offense that ranked 3rd in scoring (29.6 ppg), 5th in total yards (396.8 ypg), 6th in passing (272.3 ypg) and 9th in rushing (124.5 ypg), while setting team records in points (474) and TDs (54)

**2013 SEASON - EAGLES**

- ▶ Owned the 2nd-highest *PFF* offensive grade (88.7) among NFL centers, trailing only **Chris Myers** (90.8) (min. 800 snaps) ... Also ranked 3rd in run-blocking grade (89.3) (min. 300 run-blocking snaps)
- ▶ Paved the way for the NFL's leading rusher – **LeSean McCoy** (1,607 yards) ... A member of the league's No. 2 offense (417.3 ypg), which also ranked 1st in rushing (160.4 ypg) and 4th in scoring (27.6 ppg)

**2012 SEASON - EAGLES**

- ▶ Played in 136 offensive snaps over two appearances

**2011 SEASON - EAGLES**

- ▶ Became the first Eagles rookie OL to start all 16 contests since **Doug Brzezinski** in 1999 (first Eagles rookie center to do so)

**COLLEGE HIGHLIGHTS**

- ▶ Played in 47 career games at Cincinnati and started each of his final 38 contests at LG (26) and C (12) ... Started all 12 games at C during his senior season in 2010, earning All-America honorable mention and first-team All-Big East accolades ... Named second-team All-Big East following the 2008-09 seasons
- ▶ Added more than 40 pounds to his frame in 2007 and transitioned to OL ... Originally joined as a walk-on in 2006, when he received Scout Team Defensive Player of the Year honors as a 240-pound LB

**PERSONAL**

- ▶ Is the son of Donna and Ed Kelce ... Donna works in banking and Ed is a sales representative in the steel business ... He and his wife, Kylie, have two daughters, Wyatt Elizabeth and Elliottte Ray

**TRANSACTIONS**

- ▶ **2011** - Drafted by PHI in 6th round (191st overall) ... **9/8/12** - Placed on Reserve/Injured ... **2/27/14** - Signed by PHI to 7-year contract extension ... **3/2/19** - Agreed to terms with PHI on 1-year contract extension ... **1/3/22** - Placed on Reserve/COVID-19 ... **1/7/22** - Activated from Reserve/COVID-19





# MATT LEO

## DEFENSIVE END | 66



**Height:** 6-7 **Weight:** 280 **DOB:** May 8, 1992 (Age 30)

**NFL Experience:** 1st Year (1st with Eagles) **Draft:** FA-20 (NFL International Player Pathway Program)

**College:** Iowa State **Hometown (HS):** Adelaide, Australia (St. Michael's College)

**First job:** Plumber ... **Hobbies:** Traveling ... **Bucket list:** Play in a Super Bowl ... **Player he models his game after:** Robert Boucher Jr., from Adam Sandler's *The Waterboy* ... **Favorite sports moment:** Earning a Division I scholarship to play his dream sport ... **Favorite quote:** "Nothing worth having comes easy." ... **Favorite movie:** *Step Brothers* ... **Favorite TV show:** *The Office*



### CAREER HIGHLIGHTS

- ▶ Originally joined the Eagles through the NFL International Player Pathway Program during the 2020 offseason ... Spent the first two years of his career as a member of Philadelphia's practice squad

### BIRDSEED

- ▶ Played club rugby and Australian rules football while attending high school at St. Michael's College (Adelaide, Australia) ... Upon graduating, his father pushed him to get a job in the trades, so he decided to become a plumber ... Began as an apprentice on construction sites
- ▶ Six months before the end of his apprenticeship, decided that he was done with plumbing after hitting his head while trying to squeeze his large frame inside a tiny passage on a 110-degree day of work ... His football dreams were then fueled by his friend and fellow tradesman who told him a story he read about an Australian who earned a partial scholarship to become a punter in the United States
- ▶ Connected with Paul Manera, one of the top football coaches in Australia, and began training for potential opportunities ... After eight months, started sending workout tapes to college coaches ... Heard back from Arizona Western Community College head coach Tom Minnick, who told him he could walk on for the first semester ... Before the semester ended, he had already received a scholarship

### COLLEGE HIGHLIGHTS

- ▶ Saw action in 29 career games at Iowa State, totaling 33 tackles, 11.5 TFLs and 3.0 sacks ... Originally began his football career at Arizona Western Community College

### TRANSACTIONS

- ▶ **2020** - Signed by PHI (acquired via NFL International Player Pathway Program) ... **9/4/20** - Waived by PHI ... **9/6/20** - Signed by PHI to practice squad ... **7/28/21** - Placed on Reserve/COVID-19 ... **8/9/21** - Activated from Reserve/COVID-19 ... **8/31/21** - Waived by PHI ... **9/1/21** - Signed by PHI to practice squad ... **1/18/22** - Signed by PHI to reserve/future contract



# RICK LOVATO

LONG SNAPPER | 45



Height: 6-2 Weight: 249 DOB: Sept. 9, 1992 (Age 29)

NFL Experience: 6th Year (6th with Eagles) Draft: UDFA-15 by CHI Acquired: FA-16

College: Old Dominion Hometown (HS): Middletown, NJ (Middletown South)

SUPER BOWL CHAMPION: 2017 (LII) PRO BOWL: 2020

## CAREER STATISTICS

Year	Team	GP	ST	ST Snaps	
			Tackles	No	Pct
2015	Green Bay	2	0	14	3%
2016	Washington	2	0	15	3%
	Philadelphia	3	0	25	6%
	<i>Totals</i>	5	0	---	---
2017	Philadelphia	16	3	149	33%
2018	Philadelphia	16	2	130	30%
2019	Philadelphia	16	4	135	30%
2020	Philadelphia	16	6	122	29%
2021	Philadelphia	17	2	136	30%
<b>Totals</b>		<b>88</b>	<b>17</b>	---	---

## PLAYOFFS

2015	Green Bay	2	0	17	31%
2017	Philadelphia	3	0	23	32%
2018	Philadelphia	2	0	14	28%
2019	Philadelphia	1	0	6	27%
2021	Philadelphia	1	0	7	25%
<b>Totals</b>		<b>9</b>	<b>0</b>	---	---



## CAREER HIGHLIGHTS

- ▶ Helped **Jake Elliott** register the highest FG percentage (90.9%) in single-season franchise history in 2021 ... Elliott also converted 44-of-44 PATs and finished with a career-high 134 points
- ▶ Logged a career-high 6 special teams tackles in 2020
- ▶ Named to his first career **Pro Bowl** after helping **Jake Elliott** become the first kicker in Eagles history to start a season with 16 straight FGs in 2019 ... Elliott's 20 consecutive FGs from 12/23/18-12/1/19 marked the 2nd-longest streak in team history, trailing only **Alex Henery** in 2012 (22) ... Became the first Eagles LS to garner a Pro Bowl nod since **Jon Dorenbos** following the 2014 campaign
- ▶ In 2018, snapped for first-year P **Cameron Johnston**, who established team records in gross (48.1) and net (42.7) punting average
- ▶ Served as the Eagles' LS during their **Super Bowl LII**-winning season in 2017 ... Helped **Jake Elliott** kick the most 50+ yard FGs (5) in franchise history, including the longest ever by an Eagle (61 yards)

## BIRDSEED

- ▶ Participated in the Twitch Rivals Streamer Bowl II in 2021 ... The tournament teamed up NFL stars and streamers to compete in *Fortnite*
- ▶ Worked at his family's deli – Joyce's Subs and Pizza in Lincroft, NJ – while training to earn a spot on an NFL roster after graduating college ... Served as a cashier, washed dishes and helped prepare food
- ▶ Became the first Old Dominion alumnus to play in an NFL regular-season game after making his debut with Green Bay in 2015

## COLLEGE HIGHLIGHTS

- ▶ Long snapped for Old Dominion in all 50 games during his four-year collegiate career ... Named FCS All-America in 2012

## PERSONAL

- ▶ Began long snapping during his freshman year at Middletown (NJ) High School, where he also played C and DL ... Named third-team All-Monmouth County and was an all-conference selection as a senior
- ▶ Majored in exercise science at Old Dominion

## TRANSACTIONS

- ▶ **2015** - Signed by CHI as UDFA ... **8/31/15** - Waived by CHI ... **12/22/15** - Signed by GB ... **9/3/16** - Waived by GB ... **11/19/16** - Signed by WAS ... **11/29/16** - Waived by WAS ... **12/12/16** - Signed by PHI ... **11/19/19** - Signed by PHI to 4-year contract extension ... **10/25/21** - Released by PHI ... **10/26/21** - Signed by PHI

**First job:** Worked at his dad's sub shop ... **Hobbies:** Playing guitar and skateboarding ... **Surprisingly good at:** "I'm probably the most flexible person on the team." ... **Favorite athlete growing up:** Derek Jeter ... **Favorite movie:** *Fast and Furious* ... **Favorite TV show:** *The Office*



# AVONTE MADDOX

CORNERBACK | 29



**Height:** 5-9 **Weight:** 184 **DOB:** March 31, 1996 (Age 26)  
**NFL Experience:** 5th Year (5th with Eagles) **Draft:** D4a-18 (125th overall) by PHI  
**College:** Pittsburgh **Hometown (HS):** Detroit, MI (Martin Luther King)

### CAREER STATISTICS

Year	Team	GP/S	TACKLES				PASS RUSH			INTERCEPTIONS					FUMBLES		DEF SNAPS	
			Total	Solo	Asst	TFL	Sacks	QBH	QBP	Int	Yds	Lg	TD	PD	FF	FR	No	Pct
2018	Philadelphia	13/9	32	25	7	1	0.5	1	1	2	23	23	0	4	1	0	540	52%
2019	Philadelphia	12/6	47	38	9	2	1.0	2	3	0	8	8	0	10	1	0	525	51%
2020	Philadelphia	10/8	40	36	4	1	0.0	0	0	0	0	--	0	3	0	0	508	46%
2021	Philadelphia	16/5	71	51	20	5	0.5	3	2	1	-1	-1	0	9	2	0	730	65%
<b>Totals</b>		<b>51/28</b>	<b>190</b>	<b>150</b>	<b>40</b>	<b>9</b>	<b>2.0</b>	<b>6</b>	<b>6</b>	<b>3</b>	<b>30</b>	<b>23</b>	<b>0</b>	<b>26</b>	<b>4</b>	<b>0</b>	---	---

### PLAYOFFS

2018	Philadelphia	2/2	13	11	2	0	0.0	0	0	0	0	--	0	4	0	0	135	96%
2019	Philadelphia	1/1	3	3	0	1	0.0	0	0	0	0	--	0	0	0	0	60	94%
2021	Philadelphia	1/1	6	3	3	0	0.0	0	0	0	0	--	0	0	0	0	51	70%
<b>Totals</b>		<b>4/4</b>	<b>22</b>	<b>17</b>	<b>5</b>	<b>1</b>	<b>0.0</b>	<b>0</b>	<b>0</b>	<b>0</b>	<b>0</b>	<b>--</b>	<b>0</b>	<b>4</b>	<b>0</b>	<b>0</b>	---	---

### ADDITIONAL STATISTICS

**Special Teams Tackles:** 5 - 2018 (3), 2021 (2)

### CAREER HIGHS

<b>Tackles</b>	8	6x, last: 11/28/21 at NYG
<b>Sacks</b>	1.0	12/15/19 at Was.
<b>INTs</b>	1	3x, last: 10/24/21 at LV
<b>PDs</b>	3	1/6/19 at Chi. (NFC WC)
<b>FFs</b>	1	4x, last: 10/31/21 at Det.
<b>FRs</b>	--	---

**Hobbies:** Bowling and playing video games ... **Surprisingly good at:** Playing the piano ... **Favorite movie:** *All About the Benjamins* ... **Favorite TV show:** *The Flash* ... **Favorite music:** R&B, hip-hop ... **Favorite meal:** Crab legs and shrimp ... **If he could play another sport, what position/team:** Shortstop, Detroit Tigers



### BIRDSEED

- ▶ Lived with **Dallas Goedert** during the first four years of his NFL career ... The inseparable duo is famously known for their “big brother, little brother” relationship, which has been captured in Wawa commercials as well as Amazon/NFL Films’ 2019 *All or Nothing* season ... The two agreed to part ways in 2021, though Goedert wanted to buy a plot of land with two houses and ATVs to drive back and forth with
- ▶ Has participated in three Twitch Rivals Streamer Bowls ... The tournament teams up NFL stars and streamers to compete in *Fortnite*
- ▶ His journey started on Detroit’s East Side, where his father, Michael, raised him as a single parent living in Avonte’s grandmother’s house ... By the time he entered middle school, his father was able to afford a place of his own for them to live in ... Moved out of his father’s house to stay with his aunt and uncle when he started high school ... His father, aunt and uncle all worked in Detroit’s automobile industry
- ▶ To avoid the potential pitfalls of growing up in a hardened neighborhood, his family kept him occupied with after-school activities, such as football, basketball, baseball, and even piano lessons

### NOTES TO KNOW

- ▶ Leads the Eagles with 26 PDs since the 2018 season

### 2021 SEASON - EAGLES

- ▶ Recorded career highs in tackles (71), TFLs (5) and FFs (2), while adding a team-high-tying 9 PDs (also **Darius Slay**), 1 INT and 0.5 sacks ... Finished as one of three NFL DBs (only CB) with 5+ TFLs and multiple FFs, joining **Derwin James** (7 TFLs, 3 FFs) and **Vonn Bell** (5 TFLs, 3 FFs)
- ▶ Forced a fumble by Lions RB **D’Andre Swift** that resulted in a 33-yard TD return by **Darius Slay** in the 44-6 win at Det. (10/31/21)
- ▶ Picked off a red zone pass by Raiders QB **Derek Carr** at LV (10/24/21)



2021 GAME-BY-GAME STATISTICS (PHI)												
Date	Opp		GP/S	Tot	Solo	Sk	Int	PD	FF	FR	Snaps	Pct
Sep 12	at Atl	W	1/0	8	5	0.0	0	1	0	0	45	62%
Sep 19	SF	L	1/0	1	0	0.0	0	0	1	0	21	30%
Sep 27	at Dal	L	1/0	4	1	0.5	0	1	0	0	48	62%
Oct 3	KC	L	1/1	7	5	0.0	0	0	0	0	58	87%
Oct 10	at Car	W	1/1	2	1	0.0	0	1	0	0	55	77%
Oct 14	TB	L	1/0	8	5	0.0	0	0	0	0	51	68%
Oct 24	at LV	L	1/0	3	2	0.0	1	1	0	0	47	71%
Oct 31	at Det	W	1/0	4	3	0.0	0	0	1	0	37	60%
Nov 7	LAC	L	1/0	3	3	0.0	0	0	0	0	22	32%
Nov 14	at Den	W	1/0	7	5	0.0	0	0	0	0	48	83%
Nov 21	NO	W	1/1	2	2	0.0	0	2	0	0	58	89%
Nov 28	at NYG	L	1/0	8	8	0.0	0	1	0	0	43	72%
Dec 5	at NYJ	W	1/0	3	1	0.0	0	0	0	0	49	83%
Dec 21	Was	W	1/1	4	4	0.0	0	1	0	0	46	84%
Dec 26	NYG	W	1/0	3	2	0.0	0	0	0	0	46	61%
Jan 2	at Was	W	1/1	4	4	0.0	0	1	0	0	56	89%
Jan 8	Dal	L	0/0	RESERVE/COVID-19								
<b>Totals</b>			<b>16/5</b>	<b>71</b>	<b>51</b>	<b>0.5</b>	<b>1</b>	<b>9</b>	<b>2</b>	<b>0</b>	<b>730</b>	<b>65%</b>
PLAYOFFS												
Jan 16	at TB	L	1/1	6	3	0.0	0	0	0	0	51	70%
<b>Totals</b>			<b>1/1</b>	<b>6</b>	<b>3</b>	<b>0.0</b>	<b>0</b>	<b>0</b>	<b>0</b>	<b>0</b>	<b>51</b>	<b>70%</b>

2020 GAME-BY-GAME STATISTICS (PHI)												
Date	Opp		GP/S	Tot	Solo	Sk	Int	PD	FF	FR	Snaps	Pct
Sep 13	at Was	L	1/1	4	4	0.0	0	1	0	0	61	87%
Sep 20	LAR	L	1/1	8	8	0.0	0	0	0	0	69	100%
Sep 27	Cin	T	1/1	7	7	0.0	0	1	0	0	39	54%
Oct 4	at SF	W	0/0	INACTIVE								
Oct 11	at Pit	L	0/0	INACTIVE								
Oct 18	Bal	L	0/0	INACTIVE								
Oct 22	NYG	W	1/0	1	1	0.0	0	0	0	0	3	5%
Nov 1	Dal	W	1/1	5	5	0.0	0	0	0	0	79	100%
Nov 15	at NYG	L	1/1	7	4	0.0	0	0	0	0	64	90%
Nov 22	at Cle	L	1/0	3	3	0.0	0	0	0	0	44	66%
Nov 30	Sea	L	1/1	0	0	0.0	0	0	0	0	67	100%
Dec 6	at GB	L	1/1	5	4	0.0	0	1	0	0	61	100%
Dec 13	NO	W	1/1	0	0	0.0	0	0	0	0	21	33%
Dec 20	at Ari	L	0/0	RESERVE/INJURED								
Dec 27	at Dal	L	0/0	RESERVE/INJURED								
Jan 3	Was	L	0/0	RESERVE/INJURED								
<b>Totals</b>			<b>10/8</b>	<b>40</b>	<b>36</b>	<b>0.0</b>	<b>0</b>	<b>3</b>	<b>0</b>	<b>0</b>	<b>508</b>	<b>46%</b>

- ▶ Contributed to a sack of Cowboys QB **Dak Prescott** at Dal. (9/27/21) ... Forced a three-and-out during the third quarter (also **Josh Sweat**)
- ▶ Stripped the ball from 49ers TE **George Kittle** vs. SF (9/19/21)

**2020 SEASON - EAGLES**

- ▶ Totaled 40 tackles (36 solo), including 1 TFL, with 3 PDs

**2019 SEASON - EAGLES**

- ▶ Posted 47 tackles (38 solo), 10 PDs (career high), 2 TFLs, 1.0 sack and 1 FF ... Ranked 2nd on the team in PDs, behind **Ronald Darby** (11)
- ▶ Strip-sacked QB **Dwayne Haskins** to seal the victory on the final play of the 37-27 win at Was. (12/15/19) ... The fumble was recovered by **Nigel Bradham** and returned 48 yards for a TD

**2018 SEASON - EAGLES**

- ▶ Logged 32 tackles (25 solo), 4 PDs, 2 INTs, 1 FF and 0.5 sacks ... During the postseason, tallied 13 tackles as well as the most PDs (4) by an Eagles rookie in the playoffs since **Bobby Taylor** in 1995 (also 4)
- ▶ Notched a career-high-tying 8 tackles and 1 PD in the NFC Divisional Playoff at NO (1/13/19) ... Tallied a career-high 3 PDs with 5 tackles in the 16-15 victory at Chi. (1/6/19) in the NFC Wild Card Playoff
- ▶ Combined with **Daeshon Hall** on a takedown of Texans QB **Deshaun Watson** in the first quarter of the 32-30 win vs. Hou. (12/23/18)
- ▶ Forced a fumble by Jaguars WR **Keelan Cole** (recovered by **Malcolm Jenkins**) in the 24-18 victory at Jax. (London) (10/28/18) ... Helped set up the go-ahead TD drive that gave the Eagles a lead that they did not surrender the rest of the game ... Became the first Eagles rookie DB to produce a FF since **Brandon Boykin** on 12/23/12 vs. Washington

**COLLEGE HIGHLIGHTS**

- ▶ One of the top DBs in the ACC during his time at Pitt ... Registered 183 tackles (136 solo), 42 PDs, 8 INTs (including 2 TDs), 7.0 sacks, 3 FFs and 1 FR in 46 career games ... From 2015-17, his 8 INTs led the Panthers and tied for 5th overall in the conference



- ▶ As a senior in 2017, recorded a team-high 11 PDs and 2 INTs ... Also ranked 2nd in the ACC with a team-leading 3 FFs and led all ACC DBs with a career-high 4.0 sacks ... Earned All-ACC honors and was named the ECAC Defensive Player of the Year

**PERSONAL**

- ▶ One of the top athletes in the state of Michigan, played only two years of football at Martin Luther King High School as a slot WR, DB and KR ... Purchased tickets for the entire Martin Luther King football program when the Eagles played the Detroit Lions on 10/31/21

**TRANSACTIONS**

- ▶ **2018** - Drafted by PHI in 4th round (125th overall) ... **12/18/20** - Placed on Reserve/Injured ... **11/20/21** - Signed by PHI to 3-year contract extension ... **1/3/22** - Placed on Reserve/COVID-19 ... **1/10/22** - Activated from Reserve/COVID-19



2019 GAME-BY-GAME STATISTICS (PHI)												
Date	Opp		GP/S	Tot	Solo	Sk	Int	PD	FF	FR	Snaps	Pct
Sep 8	Was	W	1/1	4	2	0.0	0	1	0	0	58	91%
Sep 15	at Atl	L	1/1	3	3	0.0	0	1	0	0	43	65%
Sep 22	Det	L	1/1	1	1	0.0	0	0	0	0	27	42%
Sep 26	at GB	W	1/0	8	5	0.0	0	2	0	0	71	88%
Oct 6	NYJ	W	0/0	INACTIVE								
Oct 13	at Min	L	0/0	INACTIVE								
Oct 20	at Dal	L	0/0	INACTIVE								
Oct 27	at Buf	W	0/0	INACTIVE								
Nov 3	Chi	W	1/0	1	1	0.0	0	1	0	0	26	58%
Nov 17	NE	L	1/1	7	5	0.0	0	1	0	0	63	85%
Nov 24	Sea	L	1/0	4	4	0.0	0	0	0	0	45	69%
Dec 1	at Mia	L	1/0	2	1	0.0	0	0	0	0	41	57%
Dec 9	NYG	W	1/0	3	3	0.0	0	0	0	0	44	85%
Dec 15	at Was	W	1/1	4	4	1.0	0	2	1	0	37	70%
Dec 22	Dal	W	1/0	7	7	0.0	0	1	0	0	51	82%
Dec 29	at NYG	W	1/1	3	2	0.0	0	1	0	0	19	26%
<b>Totals</b>			<b>12/6</b>	<b>47</b>	<b>38</b>	<b>1.0</b>	<b>0</b>	<b>10</b>	<b>1</b>	<b>0</b>	<b>525</b>	<b>51%</b>
PLAYOFFS												
Jan 5	Sea	L	1/1	3	3	0.0	0	0	0	0	60	94%
<b>Totals</b>			<b>1/1</b>	<b>3</b>	<b>3</b>	<b>0.0</b>	<b>0</b>	<b>0</b>	<b>0</b>	<b>0</b>	<b>60</b>	<b>94%</b>

2018 GAME-BY-GAME STATISTICS (PHI)												
Date	Opp		GP/S	Tot	Solo	Sk	Int	PD	FF	FR	Snaps	Pct
Sep 6	Atl	W	1/0	0	0	0.0	0	0	0	0	0	0%
Sep 16	at TB	L	1/0	0	0	0.0	0	0	0	0	0	0%
Sep 23	Ind	W	1/0	0	0	0.0	0	0	0	0	0	0%
Sep 30	at Ten	L	1/0	0	0	0.0	1	1	0	0	20	28%
Oct 7	Min	L	1/1	3	3	0.0	0	0	0	0	62	100%
Oct 11	at NYG	W	1/1	6	3	0.0	0	0	0	0	65	100%
Oct 21	Car	L	1/1	3	2	0.0	0	0	0	0	58	98%
Oct 28	at Jax	W	1/1	4	4	0.0	0	0	1	0	64	100%
Nov 11	Dal	L	1/1	4	2	0.0	0	0	0	0	68	99%
Nov 18	at NO	L	1/1	2	2	0.0	0	0	0	0	17	24%
Nov 25	NYG	W	0/0	INACTIVE								
Dec 3	Was	W	0/0	INACTIVE								
Dec 9	at Dal	L	0/0	INACTIVE								
Dec 16	at LAR	W	1/1	3	3	0.0	1	2	0	0	76	100%
Dec 23	Hou	W	1/1	4	3	0.5	0	1	0	0	65	100%
Dec 30	at Was	W	1/1	3	3	0.0	0	0	0	0	45	100%
<b>Totals</b>			<b>13/9</b>	<b>32</b>	<b>25</b>	<b>0.5</b>	<b>2</b>	<b>4</b>	<b>1</b>	<b>0</b>	<b>540</b>	<b>52%</b>
PLAYOFFS												
Jan 6	at Chi	W	1/1	5	5	0.0	0	3	0	0	64	100%
Jan 13	at NO	L	1/1	8	6	0.0	0	1	0	0	71	92%
<b>Totals</b>			<b>2/2</b>	<b>13</b>	<b>11</b>	<b>0.0</b>	<b>0</b>	<b>4</b>	<b>0</b>	<b>0</b>	<b>135</b>	<b>96%</b>



# JORDAN MAILATA

TACKLE | 68

(pronounced my-LOT-uh)

Height: 6-8 Weight: 365 DOB: March 31, 1997 (Age 25)

NFL Experience: 5th Year (5th with Eagles) Draft: D7-18 (233rd overall) by PHI

Hometown (HS): Sydney, Australia (Condell Park)



## CAREER STATISTICS

Year	Team	GP/S	STARTS		OFF SNAPS	
			LT	RT	No	Pct
2018	Philadelphia	0/0	0	0	0	0%
2019	Philadelphia	0/0	0	0	0	0%
2020	Philadelphia	15/10	9	1	731	65%
2021	Philadelphia	14/14	12	2	914	82%
<b>Totals</b>		<b>29/24</b>	<b>21</b>	<b>3</b>	---	---

PLAYOFFS						
Year	Team	GP/S	LT	RT	No	Pct
2021	Philadelphia	1/1	1	0	66	100%
<b>Totals</b>		<b>1/1</b>	<b>1</b>	<b>0</b>	---	---

**First job:** McDonald's ... **Hobbies:** Playing guitar ... **Desired talent:** Swimming ... **If he could play another sport:** Horse jockey ... **Player he models his game after:** Jason Peters ... **Favorite athlete growing up:** Usain Bolt ... **Moment left starstruck:** Getting drafted ... **Favorite sports moment:** Winning the Rugby Grand Final when he was 14 years old ... **Favorite quote:** "You think darkness is your ally? I was born in it, molded by it." - Bane, *The Dark Knight Rises* ... **Favorite movies:** *The Lord of the Rings* trilogy and *Star Wars* movies ... **Favorite TV show:** *The Walking Dead* ... **Favorite music:** Everything



## BIRDSEED

- ▶ A former rugby player from Australia who had never played a snap of football prior to being selected by the Eagles in the 2018 NFL Draft
- ▶ Played professional rugby for the South Sydney Rabbitohs, a club that is owned by actor Russell Crowe ... Was not afforded a large salary as a member of the team's second unit ... Earned his keep by waking up at 5 a.m. most mornings to work on a high-end demolition crew
- ▶ Did not initially receive his family's blessing to leave Australia, though they eventually granted permission ... Departed from his home at 20 years old to pursue a career in a sport he had never played before
- ▶ Participated in rigorous training at IMG Academy in Brandenton, FL, as part of the NFL's International Player Pathway Program in 2018
- ▶ Is a talented singer who views music as a form of therapy ... Has gone viral for his singing ability on multiple occasions, including a rendition of Chris Stapleton's "Tennessee Whiskey" during a team meeting
- ▶ Appeared on FOX's *The Masked Singer* during the 2022 offseason, singing undercover as "Thingamabob" ... Was unmasked during the third episode after he performed the songs "Wanted Dead or Alive" by Bon Jovi, "Perfect" by Ed Sheeran, and "Classic" by MKTO
- ▶ Opened for Ne-Yo at a concert in Philadelphia in July 2022

## 2021 SEASON - EAGLES

- ▶ Posted the 2nd-highest PFF offensive grade (90.8) among NFL LTs, trailing only **Trent Williams** (97.9) (min. 750 snaps at LT) ... Also ranked 2nd in run-blocking grade (90.7) and 4th in pass-blocking grade (86.0) (min. 350 snaps at LT in run blocking and pass blocking)
- ▶ Registered the 2nd-lowest knockdown percentage (0.83%) among NFL LTs, behind **Donovan Smith** (0.76%) (min. 350 pass-blocking snaps) ... Allowed only 2 sacks and 1 QB hit in 361 opportunities

## 2020 SEASON - EAGLES

- ▶ Saw action in 731 offensive snaps over 15 games, including 10 starts (nine at LT, one at RT) ... Blocked for a unit that ranked 3rd in the NFL in rushing average (5.0) and 9th in rushing yards per game (126.7)
- ▶ Started his first career game (LT) in the 25-20 win at SF (10/4/20)

## PERSONAL

- ▶ Is the son of Tupai, his father, and Pereseti (Maria), his mother ... The Mailatas are Samoan immigrants to Australia by way of New Zealand ... Has three brothers, Daniel, Moana and Millon, and one sister, Sese
- ▶ Grew up in Bankstown, Australia, which is a suburb of Sydney ... His father worked several jobs as a handy-man and security guard, while his mother worked six days per week cleaning hotel rooms ... Sese, who is the oldest sibling, helped raise her younger brothers growing up ... Jordan, Daniel and Moana played club rugby together

## TRANSACTIONS

- ▶ **2018** - Drafted by PHI in 7th round (233rd overall) ... **12/14/18** - Placed on Reserve/Injured ... **9/21/19** - Placed on Reserve/Injured ... **7/29/20** - Placed on Reserve/COVID-19 ... **8/13/20** - Activated from Reserve/COVID-19 ... **9/11/21** - Signed by PHI to 4-year contract extension



# JARED MAYDEN

SAFETY | 41



**Height:** 6-0 **Weight:** 205 **DOB:** June 24, 1998 (age 24)  
**NFL Experience:** 1st Year (1st with Eagles) **Draft:** UDFA-20 by SF **Acquired:** FA-21  
**College:** Alabama **Hometown (HS):** Sachse, TX (Sachse)

## CAREER STATISTICS

Year	Team	GP/S	TACKLES				PASS RUSH			INTERCEPTIONS					FUMBLES		DEF SNAPS	
			Total	Solo	Asst	TFL	Sacks	QBH	QBP	Int	Yds	Lg	TD	PD	FF	FR	No	Pct
2020	San Francisco	2/0	0	0	0	0	0.0	0	0	0	0	--	0	0	0	0	0	0%
2021	Philadelphia	4/0	5	3	2	0	0.0	0	0	0	0	--	0	0	0	0	38	3%
<b>Totals</b>		<b>6/0</b>	<b>5</b>	<b>3</b>	<b>2</b>	<b>0</b>	<b>0.0</b>	<b>0</b>	<b>0</b>	<b>0</b>	<b>0</b>	<b>--</b>	<b>0</b>	<b>0</b>	<b>0</b>	<b>0</b>	<b>---</b>	<b>---</b>

## ADDITIONAL STATISTICS

Special Teams Tackles: 2 - 2020 (1), 2021 (1)

## CAREER HIGHS

Tackles	3	12/26/21 vs. NYG
Sacks	--	---
INTs	--	---
PDs	--	---
FFs	--	---
FRs	--	---

**Hobbies:** Used to collect *Yugioh* cards ... **Bucket list:** Travel to Santorini, Greece ... **Favorite athlete growing up:** Kobe Bryant ... **Favorite TV show:** *Dragonball-Z* ... **Favorite meal:** Chicken and lobster ... **If he could play another sport, what position he would play:** Point guard



## 2021 SEASON - 49ERS & EAGLES

- ▶ Appeared in 100 combined snaps (38 defense, 62 special teams) with the Eagles, posting 5 defensive tackles and 1 special teams tackle

## 2020 SEASON - 49ERS

- ▶ Recorded 1 tackle in 24 special teams snaps as a rookie

## COLLEGE HIGHLIGHTS

- ▶ Played in 36 career games (11 starts) at Alabama (2016-19), registering 82 tackles (44 solo), 10 PDs, 4 INTs, 3 TFLs and 1.0 sack
- ▶ Produced 59 tackles (31 solo), 7 PDs, 4 INTs and 1 TFL in 12 games as a senior ... His 4 INTs ranked 2nd in the SEC

## PERSONAL

- ▶ Attended Sachse (TX) High School, totaling 55 tackles (51 solo), 8 PDs and 1 INT in three seasons ... Also lettered in basketball
- ▶ His father, James, was a center on Oklahoma's basketball team (1994-95) ... His older brother, James, was a WR at Rice (2014-16) and New Mexico Highlands (2017) ... His younger brother, Jalen, plays QB at San Diego State after beginning his career at Mississippi State (2018-19)

## TRANSACTIONS

- ▶ **2020** - Signed by SF as UDFA ... **9/5/20** - Waived by SF ... **9/6/20** - Signed by SF to practice squad ... **10/24/20** - Elevated by SF from practice squad for Week 7 at New England ... **11/14/20** - Elevated by SF from practice squad for Week 10 at New Orleans ... **11/17/20** - Placed on Practice Squad Reserve/Injured ... **1/6/21** - Signed by SF to reserve/future contract ... **8/31/21** - Waived by SF ... **9/1/21** - Signed by SF to practice squad ... **10/18/21** - Released by SF from practice squad ... **10/26/21** - Signed by PHI to practice squad ... **11/27/21** - Elevated by PHI from practice squad for Week 12 at N.Y. Giants ... **12/4/21** - Elevated by PHI from practice squad for Week 13 at N.Y. Jets ... **12/25/21** - Elevated by PHI from practice squad as COVID-19 replacement for Week 16 vs. N.Y. Giants ... **1/8/22** - Elevated by PHI from practice squad as COVID-19 replacement for Week 18 vs. Dallas ... **1/18/22** - Signed by PHI to reserve/future contract



2021 GAME-BY-GAME STATISTICS (SF & PHI)												
Date	Opp	GP/S	Tot	Solo	Sk	Int	PD	FF	FR	Snaps	Pct	
Sep 12	at Det	W	---	49ERS PRACTICE SQUAD								
Sep 19	at Phi	W	---	49ERS PRACTICE SQUAD								
Sep 26	GB	L	---	49ERS PRACTICE SQUAD								
Oct 3	Sea	L	---	49ERS PRACTICE SQUAD								
Oct 10	at Ari	L	---	49ERS PRACTICE SQUAD								
RELEASED BY 49ERS FROM PRACTICE SQUAD (10/18/21)												
SIGNED BY EAGLES TO PRACTICE SQUAD (10/25/21)												
Oct 31	at Det	W	---	EAGLES PRACTICE SQUAD								
Nov 7	LAC	L	---	EAGLES PRACTICE SQUAD								
Nov 14	at Den	W	---	EAGLES PRACTICE SQUAD								
Nov 21	NO	W	---	EAGLES PRACTICE SQUAD								
Nov 28	at NYG	L	1/0	0	0	0.0	0	0	0	0	0%	
Dec 5	at NYJ	W	1/0	0	0	0.0	0	0	0	0	0%	
Dec 21	Was	W	---	EAGLES PRACTICE SQUAD								
Dec 26	NYG	W	1/0	3	2	0.0	0	0	0	25	33%	
Jan 2	at Was	W	---	EAGLES PRACTICE SQUAD								
Jan 8	Dal	L	1/0	2	1	0.0	0	0	0	13	21%	
<b>Totals</b>			<b>4/0</b>	<b>5</b>	<b>3</b>	<b>0.0</b>	<b>0</b>	<b>0</b>	<b>0</b>	<b>0</b>	<b>3%</b>	
PLAYOFFS												
Jan 16	at TB	L	---	EAGLES PRACTICE SQUAD								
<b>Totals</b>			<b>0/0</b>	<b>0</b>	<b>0</b>	<b>0.0</b>	<b>0</b>	<b>0</b>	<b>0</b>	<b>0</b>	<b>0%</b>	

2020 GAME-BY-GAME STATISTICS (SF)												
Date	Opp	GP/S	Tot	Solo	Sk	Int	PD	FF	FR	Snaps	Pct	
Sep 13	Ari	L	---	49ERS PRACTICE SQUAD								
Sep 20	at NYJ	W	---	49ERS PRACTICE SQUAD								
Sep 27	at NYG	W	---	49ERS PRACTICE SQUAD								
Oct 4	Phi	L	---	49ERS PRACTICE SQUAD								
Oct 11	Mia	L	---	49ERS PRACTICE SQUAD								
Oct 18	LAR	W	---	49ERS PRACTICE SQUAD								
Oct 25	at NE	W	1/0	0	0	0.0	0	0	0	0	0%	
Nov 1	at Sea	L	---	49ERS PRACTICE SQUAD								
Nov 5	GB	L	---	49ERS PRACTICE SQUAD								
Nov 15	at NO	L	1/0	0	0	0.0	0	0	0	0	0%	
Nov 29	at LAR	W	---	49ERS PRACTICE SQUAD								
Dec 7	Buf	L	---	49ERS PRACTICE SQUAD								
Dec 13	Was	L	---	49ERS PRACTICE SQUAD								
Dec 20	at Dal	L	---	49ERS PRACTICE SQUAD								
Dec 26	at Ari	W	---	49ERS PRACTICE SQUAD								
Jan 3	Sea	L	---	49ERS PRACTICE SQUAD								
<b>Totals</b>			<b>2/0</b>	<b>0</b>	<b>0</b>	<b>0.0</b>	<b>0</b>	<b>0</b>	<b>0</b>	<b>0</b>	<b>0%</b>	





# MAC MCCAIN

CORNERBACK | 37



**Height:** 6-0 **Weight:** 185 **DOB:** Feb. 6, 1998 (Age 24)  
**NFL Experience:** 2nd Year (2nd with Eagles) **Draft:** UDFA-21 by DEN **Acquired:** W-Den-21  
**College:** North Carolina A&T **Hometown (HS):** Greensboro, NC (Dudley)

### CAREER STATISTICS

Year	Team	GP/S	TACKLES				PASS RUSH			INTERCEPTIONS					FUMBLES		DEF SNAPS	
			Total	Solo	Asst	TFL	Sacks	QBH	QBP	Int	Yds	Lg	TD	PD	FF	FR	No	Pct
2021	Philadelphia	2/0	2	1	1	0	0.0	0	0	0	0	--	0	0	0	0	11	1%
	Denver	0/0	0	0	0	0	0.0	0	0	0	0	--	0	0	0	0	0	0%
	Totals	2/0	2	1	1	0	0.0	0	0	0	0	--	0	0	0	0	---	---
<b>Totals</b>		<b>2/0</b>	<b>2</b>	<b>1</b>	<b>1</b>	<b>0</b>	<b>0.0</b>	<b>0</b>	<b>0</b>	<b>0</b>	<b>0</b>	<b>--</b>	<b>0</b>	<b>0</b>	<b>0</b>	<b>0</b>	<b>---</b>	<b>---</b>

### CAREER HIGHS

<b>Tackles</b>	2	1/8/22 vs. Dal.
<b>Sacks</b>	--	---
<b>INTs</b>	--	---
<b>PDs</b>	--	---
<b>FFs</b>	--	---
<b>FRs</b>	--	---

### BIRDSEED

- ▶ His grandfather, Franklin McCain, was a part of the 'Greensboro Four,' a group of North Carolina A&T students who organized a sit-in protest at a Woolworth's counter in Greensboro in 1960 that became a defining moment in the civil rights movement ... Franklin is immortalized with a bronze statue that sits on North Carolina A&T's campus

### 2021 SEASON - EAGLES & BRONCOS

- ▶ Totaled 2 tackles (1 solo) in 11 defensive snaps with the Eagles during his rookie season ... Also saw action in 33 special teams snaps

### COLLEGE HIGHLIGHTS

- ▶ Appeared in 29 games at North Carolina A&T (2017-19), recording 113 tackles (87 solo), 22 PDs, 8 INTs, 2 FRs and 1 FF
- ▶ Named second-team All-MEAC in 2019 after registering 26 tackles (21 solo), 6 PDs, 2 FRs and 1 FF ... In 2018, was voted first-team All-MEAC when he produced 37 tackles (29 solo), 2 INTs and tied a career high with 8 PDs ... Earned first-team All-MEAC recognition in 2017 after establishing career highs in tackles (40), PDs (8) and INTs (6)

### PERSONAL

- ▶ Attended Dudley (NC) High School ... Compiled 96 tackles over his last two seasons and was named a *News-Record* All-Area honoree

### TRANSACTIONS

- ▶ **2021** - Signed by DEN as UDFA ... **8/31/21** - Waived by DEN ... **9/1/21** - Signed by DEN to practice squad ... **9/7/21** - Signed by PHI from DEN practice squad ... **11/9/21** - Waived by PHI ... **11/10/21** - Claimed off waivers by DEN ... **11/23/21** - Waived by DEN ... **11/24/21** - Claimed off waivers by PHI ... **12/8/21** - Waived by PHI ... **12/23/21** - Signed by PHI to practice squad ... **1/8/22** - Elevated by PHI from practice squad as COVID-19 replacement for Week 18 vs. Dallas ... **1/18/22** - Signed by PHI to reserve/future contract



**Hobbies:** Watching movies and basketball ... **Bucket list:** Skydiving or going inside of a submarine ... **Desired talent:** Wishes he could sing better ... **Favorite music artists:** Lil Durk, Lil Wayne and Future ... **Favorite sports moment:** Meeting LeBron James at a Charlotte Bobcats game ... **Biggest influence:** His sister ... **Favorite movies:** *Juice* and *Drumline* ... **Favorite quote:** "Hard work never goes in vain."



2021 GAME-BY-GAME STATISTICS (PHI & DEN)												
Date	Opp	GP/S	Tot	Solo	Sk	Int	PD	FF	FR	Snaps	Pct	
Sep 12	at Atl	W	0/0	INACTIVE								
Sep 19	SF	L	0/0	INACTIVE								
Sep 27	at Dal	L	1/0	0	0	0.0	0	0	0	0	0%	
Oct 3	KC	L	0/0	INACTIVE								
Oct 10	at Car	W	0/0	INACTIVE								
Oct 14	TB	L	0/0	INACTIVE								
Oct 24	at LV	L	0/0	INACTIVE								
Oct 31	at Det	W	0/0	INACTIVE								
Nov 7	LAC	L	0/0	INACTIVE								
WAIVED BY PHI (11/9/21); CLAIMED OFF WAIVERS BY DEN (11/10/21)												
Nov 14	Phi	L	0/0	INACTIVE								
WAIVED BY DEN (11/23/21); CLAIMED OFF WAIVERS BY PHI (11/24/21)												
Nov 28	at NYG	L	0/0	INACTIVE								
Dec 5	at NYJ	W	0/0	INACTIVE								
Dec 21	Was	W	---	EAGLES PRACTICE SQUAD								
Dec 26	NYG	W	---	EAGLES PRACTICE SQUAD								
Jan 2	at Was	W	---	EAGLES PRACTICE SQUAD								
Jan 8	Dal	L	1/0	2	1	0.0	0	0	0	0	11	18%
<b>Totals</b>			<b>2/0</b>	<b>2</b>	<b>1</b>	<b>0.0</b>	<b>0</b>	<b>0</b>	<b>0</b>	<b>0</b>	<b>---</b>	<b>---</b>
PLAYOFFS												
Jan 16	at TB	L	---	EAGLES PRACTICE SQUAD								
<b>Totals</b>			<b>0/0</b>	<b>0</b>	<b>0</b>	<b>0.0</b>	<b>0</b>	<b>0</b>	<b>0</b>	<b>0</b>	<b>0</b>	<b>0%</b>





# ZECH MCPHEARSON

CORNERBACK | 27

(pronounced ZACK)

**Height:** 5-11 **Weight:** 191 **DOB:** March 21, 1998 (Age 24)  
**NFL Experience:** 2nd Year (2nd with Eagles) **Draft:** D4-21 (123rd overall) by PHI  
**College:** Texas Tech **Hometown (HS):** Upper Marlboro, MD (Riverdale Baptist)



## CAREER STATISTICS

Year	Team	GP/S	TACKLES				PASS RUSH			INTERCEPTIONS					FUMBLES		DEF SNAPS	
			Total	Solo	Asst	TFL	Sacks	QBH	QBP	Int	Yds	Lg	TD	PD	FF	FR	No	Pct
2021	Philadelphia	16/1	12	5	7	0	0.0	0	0	0	0	--	0	1	0	0	179	16%
<b>Totals</b>		<b>16/1</b>	<b>12</b>	<b>5</b>	<b>7</b>	<b>0</b>	<b>0.0</b>	<b>0</b>	<b>0</b>	<b>0</b>	<b>0</b>	<b>--</b>	<b>0</b>	<b>1</b>	<b>0</b>	<b>0</b>	<b>---</b>	<b>---</b>

## PLAYOFFS

2021	Philadelphia	1/0	0	0	0	0	0.0	0	0	0	0	--	0	0	0	0	0	0	0%
<b>Totals</b>		<b>1/0</b>	<b>0</b>	<b>0</b>	<b>0</b>	<b>0</b>	<b>0.0</b>	<b>0</b>	<b>0</b>	<b>0</b>	<b>0</b>	<b>--</b>	<b>0</b>	<b>0</b>	<b>0</b>	<b>0</b>	<b>0</b>	<b>---</b>	<b>---</b>

## ADDITIONAL STATISTICS

**Special Teams Tackles:** 4 - 2021 (4)

## CAREER HIGHS

<b>Tackles</b>	5	11/7/21 vs. LAC
<b>Sacks</b>	--	---
<b>INTs</b>	--	---
<b>PDs</b>	1	12/26/21 vs. NYG
<b>FFs</b>	--	---
<b>FRs</b>	--	---

**Hobbies:** Backpacking (has done this in places such as Hawaii and Texas and would like to go to Arizona next) ... **Bucket list:** Travel to Morocco ... **Surprisingly good at:** Baseball. "I was thinking about going to Penn State to play." ... **Desired talent:** Being multilingual ... **Biggest influence on his life:** His grandfather. "He was a hardworking guy and laid the foundation in terms of making sure his immediate family was taken care of. He was a good mentor." ... **If he could play another sport, what position/team:** Shooting guard, Los Angeles Lakers ... **Pre-game ritual:** Listens to a playlist he created called "Vibes" (calming R&B music) ... **If he could choose any karaoke song:** "Moving On" - Rod Wave ... **Favorite TV show:** *Schitt's Creek* ... **Favorite movie:** *John Wick* ... **Favorite athlete growing up:** Carl Crawford



## BIRDSEED

- ▶ Comes from a family full of athletes ... Is the son of Gerrick and Kim McPhearson ... Has six brothers (Gerrick Jr., Derrick, Emmanuel, Jeremiah, Matthew and Joshua) and a sister (Kimberly)
- ▶ His father, Gerrick, played at Boston College and earned a tryout with the New England Patriots in 1988 ... His mother, Kim, played RB and OL in the National Women's Football League ... Gerrick Jr. played DB at Maryland and was drafted by the New York Giants in 2006 ... Derrick played WR at Illinois and spent time in the Milwaukee Brewers' minors ... Emmanuel played DB at New Mexico ... Matthew was selected in the 4th round of the 2013 MLB Draft and spent six years in the New York Yankees' and Arizona Diamondbacks' farm system before switching to football at Texas Tech ... Jeremiah played football at Indiana University of Pennsylvania ... Joshua played RB at Penn State prior to a stint in the CFL in 2018 ... Kimberly played soccer at UW-Green Bay

## 2021 SEASON - EAGLES

- ▶ Appeared in a team-high 325 special teams snaps, becoming the first rookie to lead the Eagles in special teams snaps since 2012 ... Posted 4 special teams tackles ... Added 12 tackles and 1 PD on defense
- ▶ Totaled a career-high-tying 2 special teams tackles on multiple occasions, doing so vs. NO (11/21/21) and at Car. (10/10/21)

## COLLEGE HIGHLIGHTS

- ▶ Recorded 120 tackles, 14 PDs, 4 INTs and 3 FRs in 46 career games between Texas Tech (2019-20) and Penn State (2017-18)
- ▶ Played in all 10 games (nine starts) as a senior team captain in 2020, leading Texas Tech with 4 INTs and 2 FRs (each were the 2nd-most by a Red Raider since 2000) ... Also registered 53 tackles and 6 PDs
- ▶ Started all 12 games as a junior in 2019 and notched 51 tackles (42 solo) and 5 PDs (T-1st on the team) ... Became just the second Texas Tech player since 2000 to block 2 kicks on special teams
- ▶ Saw action in 13 contests as a sophomore at Penn State ... Also competed in 11 games as a redshirt freshman



2021 GAME-BY-GAME STATISTICS (PHI)												
Date	Opp		GP/S	Tot	Solo	Sk	Int	PD	FF	FR	Snaps	Pct
Sep 12	at Atl	W	1/0	0	0	0.0	0	0	0	0	2	3%
Sep 19	SF	L	1/0	0	0	0.0	0	0	0	0	0	0%
Sep 27	at Dal	L	1/0	0	0	0.0	0	0	0	0	0	0%
Oct 3	KC	L	1/0	0	0	0.0	0	0	0	0	0	0%
Oct 10	at Car	W	1/0	0	0	0.0	0	0	0	0	0	0%
Oct 14	TB	L	1/0	0	0	0.0	0	0	0	0	0	0%
Oct 24	at LV	L	1/0	0	0	0.0	0	0	0	0	0	0%
Oct 31	at Det	W	0/0	INACTIVE								
Nov 7	LAC	L	1/0	5	2	0.0	0	0	0	0	24	35%
Nov 14	at Den	W	1/0	0	0	0.0	0	0	0	0	11	19%
Nov 21	NO	W	1/0	2	0	0.0	0	0	0	0	26	40%
Nov 28	at NYG	L	1/0	0	0	0.0	0	0	0	0	0	0%
Dec 5	at NYJ	W	1/0	1	0	0.0	0	0	0	0	33	56%
Dec 21	Was	W	1/0	0	0	0.0	0	0	0	0	0	0%
Dec 26	NYG	W	1/0	2	2	0.0	0	1	0	0	27	36%
Jan 2	at Was	W	1/0	0	0	0.0	0	0	0	0	0	0%
Jan 8	Dal	L	1/1	2	1	0.0	0	0	0	0	56	90%
<b>Totals</b>			<b>16/1</b>	<b>12</b>	<b>5</b>	<b>0.0</b>	<b>0</b>	<b>1</b>	<b>0</b>	<b>0</b>	<b>179</b>	<b>16%</b>
PLAYOFFS												
Jan 16	at TB	L	1/0	0	0	0.0	0	0	0	0	0	0%
<b>Totals</b>			<b>1/0</b>	<b>0</b>	<b>0</b>	<b>0.0</b>	<b>0</b>	<b>0</b>	<b>0</b>	<b>0</b>	<b>0</b>	<b>0%</b>



**PERSONAL**

- ▶ Earned a bachelor’s degree in labor and employment relations
- ▶ Prepped at Riverdale Baptist (MD) High School, where he was named Capitol Area District MVP and first-team All-State by *Maryland Pigskin* as a senior ... Tallied 37 PDs and 14 INTs over the course of his career ... Also played baseball and helped guide the Crusaders to back-to-back NACA National Championships (2014-15)

**TRANSACTIONS**

- ▶ **2021** - Drafted by PHI in 4th round (123rd overall)



# GARDNER MINSHEW

## QUARTERBACK | 10



**Height:** 6-1 **Weight:** 225 **DOB:** May 16, 1996 (Age 26)  
**NFL Experience:** 4th Year (2nd with Eagles) **Draft:** D6-19 (178th overall) by JAX **Acquired:** T-Jax-21  
**College:** Washington State **Hometown (HS):** Brandon, MS (Brandon)

### CAREER STATISTICS

Year	Team	GP/S	PASSING										RUSHING					OFF SNAPS	
			Att	Cmp	Pct	Yds	Y/A	TD	Int	Lg	Sk/Yds	Rate	Att	Yds	Avg	Lg	TD	No	Pct
2019	Jacksonville	14/12	470	285	60.6	3,271	7.0	21	6	70t	33/184	91.2	67	344	5.1	21	0	906	83%
2020	Jacksonville	9/8	327	216	66.1	2,259	6.9	16	5	51	27/147	95.9	29	153	5.3	16	1	558	54%
2021	Philadelphia	4/2	60	41	68.3	439	7.3	4	1	36t	5/31	104.8	9	21	2.3	9	0	166	15%
<b>Totals</b>		<b>27/22</b>	<b>857</b>	<b>542</b>	<b>63.2</b>	<b>5,969</b>	<b>7.0</b>	<b>41</b>	<b>12</b>	<b>70t</b>	<b>65/362</b>	<b>93.9</b>	<b>105</b>	<b>518</b>	<b>4.9</b>	<b>21</b>	<b>1</b>	<b>---</b>	<b>---</b>

### PLAYOFFS

2021	Philadelphia	0/0	0	0	---	0	---	0	0	--	0/0	---	0	0	---	--	0	0	0%
<b>Totals</b>		<b>0/0</b>	<b>0</b>	<b>0</b>	<b>---</b>	<b>0</b>	<b>---</b>	<b>0</b>	<b>0</b>	<b>--</b>	<b>0/0</b>	<b>---</b>	<b>0</b>	<b>0</b>	<b>---</b>	<b>--</b>	<b>0</b>	<b>---</b>	<b>---</b>

### ADDITIONAL STATISTICS

**Fumbles/Lost:** 19/11 - 2019 (13/7), 2020 (5/4), 2021 (1/0) **Receptions:** 1-0 - 2020 (1-0)

### CAREER HIGHS

Pass Attempts	49	10/11/20 at Hou.
Completions	31	10/11/20 at Hou.
Passing Yards	374	10/6/19 at Car.
Yards/Attempt	11.0	9/8/19 vs. KC
Passing Long	70t	10/27/19 vs. NYJ
Passing TDs	3	4x, last: 9/20/20 at Ten.
Completion %	95.0	9/13/20 vs. Ind.
Passer Rating	142.3	9/13/20 vs. Ind.
Rush Attempts	9	10/20/19 at Cin.
Rushing Yards	56	9/15/19 at Hou.
Rushing Long	21	9/15/19 at Hou.
Rushing TDs	1	10/18/20 vs. Det.

### BIRDSEED

- ▶ Has supported the Movember Foundation through the NFL's *My Cause My Cleats* campaign ... The foundation helps raise awareness for many men's health initiatives, including mental wellness and suicide prevention as well as prostate cancer and testicular cancer ... The advocacy is tied to men growing mustaches during the month of November
- ▶ Is the grandson of an Air Force veteran who values each opportunity to connect with the military community ... During the 2020 offseason, as he embarked on a coast-to-coast road trip in an RV, spent a day with the world-famous Thunderbirds at Nellis Air Force Base in Nevada ... Flew in a fighter jet, taking on 9.1 Gs at 500 miles per hour

### 2021 SEASON - EAGLES

- ▶ Completed 41-of-60 (68.3%) attempts for 439 yards, 4 TDs, 1 INT and a 104.8 passer rating over four games (two starts) with the Eagles
- ▶ Passed for 242 yards, 2 TDs, 0 INTs and a 133.7 rating in the 33-18 win at NYJ (12/5/21) ... Marked the highest passer rating by an Eagle since **Nick Foles** on 1/21/18 vs. Minnesota in the NFC Championship Game (141.4) ... Became the first Eagle to complete 80.0% (20-of-25) of his passes while averaging 9.5+ yards per attempt (9.7) in a game since **Donovan McNabb** on 9/23/07 vs. Detroit (80.0%, 14.7 avg.)

### 2020 SEASON - JAGUARS

- ▶ Posted 2,259 yards, 16 TDs, 5 INTs and a 95.9 rating on 216-of-327 (66.1%) passing ... His 95.9 passer rating was the 2nd-highest mark by any QB in Jaguars history (min. 300 attempts)
- ▶ Threw for 339 yards, a career-high-tying 3 TDs, 2 INTs and a 92.7 rating on 30-of-45 (66.7%) passing at Ten. (9/20/20) ... Became the first QB in Jaguars history to record 3+ passing TDs in three straight games
- ▶ Logged a franchise-record 95.0% (19-of-20) completion percentage along with career highs in passer rating (142.3) and passing TDs (3, tied) in the 27-20 win vs. Ind. (9/13/20) ... Joined **Drew Brees** and **Philip Rivers** as the only QBs in NFL history to throw 3 TDs with a 95.0% completion percentage in a single game





2021 GAME-BY-GAME STATISTICS (PHI)																				
Date	Opp	GP/S	PASSING										RUSHING					OFF SNAPS		
			Att	Cmp	Pct	Yds	Y/A	TD	Int	Lg	Sk/Yds	Rate	Att	Yds	Avg	Lg	TD	No	Pct	
Sep 12	at Atl	W	0/0																	
Sep 19	SF	L	0/0																	
Sep 27	at Dal	L	0/0																	
Oct 3	KC	L	0/0																	
Oct 10	at Car	W	0/0																	
Oct 14	TB	L	0/0																	
Oct 24	at LV	L	0/0																	
Oct 31	at Det	W	1/0	2	2	100.0	11	5.5	0	0	9	0/0	89.6	0	0	---	--	0	14	22%
Nov 7	LAC	L	0/0																	
Nov 14	at Den	W	0/0																	
Nov 21	NO	W	0/0																	
Nov 28	at NYG	L	0/0																	
Dec 5	at NYJ	W	1/1	25	20	80.0	242	9.7	2	0	36t	2/9	133.7	4	11	2.8	9	0	71	100%
Dec 21	Was	W	0/0																	
Dec 26	NYG	W	1/0	0	0	---	0	---	0	0	--	0/0	---	0	0	---	--	0	7	11%
Jan 2	at Was	W	0/0																	
Jan 8	Dal	L	1/1	33	19	57.6	186	5.6	2	1	36t	3/22	81.1	5	10	2.0	4	0	74	100%
<b>Totals</b>			<b>4/2</b>	<b>60</b>	<b>41</b>	<b>68.3</b>	<b>439</b>	<b>7.3</b>	<b>4</b>	<b>1</b>	<b>36t</b>	<b>5/31</b>	<b>104.8</b>	<b>9</b>	<b>21</b>	<b>2.3</b>	<b>9</b>	<b>0</b>	<b>166</b>	<b>15%</b>
PLAYOFFS																				
Jan 16	at TB	L	0/0																	
<b>Totals</b>			<b>0/0</b>	<b>0</b>	<b>0</b>	<b>---</b>	<b>0</b>	<b>---</b>	<b>0</b>	<b>0</b>	<b>--</b>	<b>0/0</b>	<b>---</b>	<b>0</b>	<b>0</b>	<b>---</b>	<b>--</b>	<b>0</b>	<b>0</b>	<b>0%</b>

100+ PASSER RATING (10)		
Date	Opponent	Rate
9/13/20	vs. Indianapolis Colts (W, 27-20)	142.3
12/5/21	at New York Jets (W, 33-18)	133.7
9/8/19	vs. Kansas City Chiefs (L, 26-40)	122.5
12/20/20	at Baltimore Ravens (L, 14-40)	120.8
10/27/19	vs. New York Jets (W, 29-15)	119.6
9/19/19	vs. Tennessee Titans (W, 20-7)	108.2
12/29/19	vs. Indianapolis Colts (W, 38-20)	106.2
12/15/19	at Oakland Raiders (W, 20-16)	102.8
10/6/19	at Carolina Panthers (L, 27-34)	101.9
10/4/20	at Cincinnati Bengals (L, 25-33)	101.1



**2019 SEASON - JAGUARS**

- ▶ Completed 285-of-470 (60.6%) passes for 3,271 yards, 21 TDs, 6 INTs and a 91.2 rating ... Set team rookie records in yards and TDs ... Joined **Dak Prescott** (2016), **Robert Griffin III** (2012) and **Dan Marino** (1983) as the only NFL rookies to throw 20+ TDs with 6-or-fewer INTs
- ▶ Registered a career-long 70-yard TD pass to Jaguars WR **Chris Conley** in the 29-15 win vs. NYJ (10/27/19) ... Finished the game completing 22-of-34 (64.7%) attempts for a career-high 3 TDs (most by a Jaguars rookie), 0 INTs and a 119.6 passer rating
- ▶ Posted a team-rookie-record 374 yards with 2 TDs and a 101.9 rating on 26-of-44 (59.1%) passing at Car. (10/6/19) ... Became the sixth rookie in NFL history to post 370+ yards, 2 TDs and 0 INTs in a game
- ▶ In his NFL debut, relieved an injured Jaguars QB **Nick Foles** and connected on 22-of-25 (88.0%) passes for 275 yards, 2 TDs, 1 INT and a 122.5 rating vs. KC (9/8/19) ... Marked the highest completion percentage ever by an NFL QB in their first career game (min. 20 attempts)

**COLLEGE HIGHLIGHTS**

- ▶ Played his final season at Washington State in 2018, producing 4,779 yards, 38 TDs, 9 INTs and a 147.6 rating on 468-of-662 (70.7%) passing in 13 games ... Led the NCAA in passing yards per game (367.6) and set Pac-12 and program records in passing yards and completions ... Finished 5th in Heisman Trophy voting and was the Pac-12 Offensive Player of the Year and Johnny Unitas Golden Arm Award winner ... Also named a finalist for the Walter Camp and Davey O'Brien awards
- ▶ Spent his sophomore and junior seasons at East Carolina (2016-17), where he completed 293-of-506 (57.9%) attempts for 3,487 yards, 24 TDs, 11 INTs and a 127.1 rating in 17 contests
- ▶ Began his career at Northwest Mississippi C.C., where he led his team to a NJCAA National Championship in 2015



2020 GAME-BY-GAME STATISTICS (JAX)																				
Date	Opp	GP/S	PASSING										RUSHING					OFF SNAPS		
			Att	Cmp	Pct	Yds	Y/A	TD	Int	Lg	Sk/Yds	Rate	Att	Yds	Avg	Lg	TD	No	Pct	
Sep 13	Ind	W	1/1	20	19	95.0	173	8.7	3	0	28	4/23	142.3	5	19	3.8	11	0	50	100%
Sep 20	at Ten	L	1/1	45	30	66.7	339	7.5	3	2	45	2/24	92.7	4	19	4.8	11	0	75	99%
Sep 24	Mia	L	1/1	42	30	71.4	275	6.5	0	1	24	4/29	79.0	3	22	7.3	16	0	66	100%
Oct 4	at Cin	L	1/1	40	27	67.5	351	8.8	2	1	33	3/11	101.1	2	9	4.5	7	0	68	100%
Oct 11	at Hou	L	1/1	49	31	63.3	301	6.1	2	0	51	3/8	94.0	4	18	4.5	11	0	75	100%
Oct 18	Det	L	1/1	44	25	56.8	243	5.5	1	1	51	1/12	70.5	3	14	4.7	9	1	64	100%
Oct 25	at LAC	L	1/1	27	14	51.9	173	6.4	2	0	36	5/19	96.7	4	21	5.3	10	0	63	100%
Nov 8	Hou	L	0/0	INACTIVE																
Nov 15	at GB	L	0/0	INACTIVE																
Nov 22	Pit	L	0/0	INACTIVE																
Nov 29	Cle	L	0/0	INACTIVE																
Dec 6	at Min	L	0/0	DID NOT PLAY																
Dec 13	Ten	L	1/0	31	18	58.1	178	5.7	1	0	27	0/0	85.1	2	22	11.0	13	0	39	55%
Dec 20	at Bal	L	1/1	29	22	75.9	226	7.8	2	0	28	5/21	120.8	2	9	4.5	10	0	58	100%
Dec 27	Chi	L	0/0	DID NOT PLAY																
Jan 3	at Ind	L	0/0	INACTIVE																
<b>Totals</b>			<b>9/8</b>	<b>327</b>	<b>216</b>	<b>66.1</b>	<b>2,259</b>	<b>6.9</b>	<b>16</b>	<b>5</b>	<b>51</b>	<b>27/147</b>	<b>95.9</b>	<b>29</b>	<b>153</b>	<b>5.3</b>	<b>16</b>	<b>1</b>	<b>558</b>	<b>54%</b>



300+ PASSING YARDS (5)		
Date	Opponent	Yds
10/6/19	at Carolina Panthers (L, 27-34)	374
10/4/20	at Cincinnati Bengals (L, 25-33)	351
9/20/20	at Tennessee Titans (L, 30-33)	339
11/3/19	vs. Houston Texans (L, 3-26)	309
10/11/20	at Houston Texans (L, 14-30)	301

3+ PASSING TOUCHDOWNS (4)		
Date	Opponent	TD
9/20/20	at Tennessee Titans (L, 30-33)	3
9/13/20	vs. Indianapolis Colts (W, 27-20)	3
12/29/19	vs. Indianapolis Colts (W, 38-20)	3
10/27/19	vs. New York Jets (W, 29-15)	3

**PERSONAL**

- ▶ Attended Brandon (MS) High School, where he posted 11,222 passing yards and 105 total TDs in his career ... Earned all-state and all-metro accolades as a senior, completing 243 passes for 3,541 yards and 31 TDs, while also rushing for 158 yards and 2 TDs
- ▶ Is the son of Kim and Flint Minshew ... Flint played football at Millsaps College (MS) and is in the school's athletic hall of fame ... Kim played basketball at Mississippi State ... Has two sisters, Meredith and Callie

**TRANSACTIONS**

- ▶ **2019** - Drafted by JAX in 6th round (178th overall) ... **8/2/20** - Placed on Reserve/COVID-19 ... **8/4/20** - Activated from Reserve/COVID-19 ... **8/28/21** - Acquired by PHI from JAX in exchange for a 2022 conditional 6th-round draft choice



2019 GAME-BY-GAME STATISTICS (JAX)

				PASSING										RUSHING					OFF SNAPS	
Date	Opp		GP/S	Att	Cmp	Pct	Yds	Y/A	TD	Int	Lg	Sk/Yds	Rate	Att	Yds	Avg	Lg	TD	No	Pct
Sep 8	KC	L	1/0	25	22	88.0	275	11.0	2	1	69	1/3	122.5	1	6	6.0	6	0	47	81%
Sep 15	at Hou	L	1/1	33	23	69.7	213	6.5	1	0	31	4/35	97.2	6	56	9.3	21	0	64	100%
Sep 19	Ten	W	1/1	30	20	66.7	204	6.8	2	0	37	0/0	108.2	4	18	4.5	10	0	54	100%
Sep 29	at Den	W	1/1	33	19	57.6	213	6.5	2	0	32	5/27	97.2	1	2	2.0	2	0	85	100%
Oct 6	at Car	L	1/1	44	26	59.1	374	8.5	2	0	37t	2/16	101.9	7	42	6.0	11	0	83	100%
Oct 13	NO	L	1/1	29	14	48.3	163	5.6	0	1	23	2/12	51.4	2	1	0.5	2	0	58	100%
Oct 20	at Cin	W	1/1	32	15	46.9	255	8.0	1	0	47	2/11	84.8	9	48	5.3	20	0	80	100%
Oct 27	NYJ	W	1/1	34	22	64.7	279	8.2	3	0	70t	2/1	119.6	8	28	3.5	13	0	74	100%
Nov 3	Hou	L	1/1	47	27	57.5	309	6.6	0	2	31	3/8	59.6	4	34	8.5	10	0	66	100%
Nov 17	at Ind	L	0/0	DID NOT PLAY																
Nov 24	at Ten	L	0/0	DID NOT PLAY																
Dec 1	TB	L	1/0	27	16	59.3	147	5.4	1	1	30	2/24	71.1	2	8	4.0	4	0	41	60%
Dec 8	LAC	L	1/1	37	24	64.9	162	4.4	1	0	22	2/7	83.4	6	31	5.2	8	0	66	100%
Dec 15	at Oak	W	1/1	29	17	58.6	201	6.9	2	0	55	2/16	102.8	5	27	5.4	11	0	57	100%
Dec 22	at Atl	L	1/1	31	13	41.9	181	5.8	1	0	42t	3/15	72.1	7	36	5.1	17	0	62	100%
Dec 29	Ind	W	1/1	39	27	69.2	295	7.6	3	1	45	3/9	106.2	5	7	1.4	7	0	69	100%
<b>Totals</b>			<b>14/12</b>	<b>470</b>	<b>285</b>	<b>60.6</b>	<b>3,271</b>	<b>7.0</b>	<b>21</b>	<b>6</b>	<b>70t</b>	<b>33/184</b>	<b>91.2</b>	<b>67</b>	<b>344</b>	<b>5.1</b>	<b>21</b>	<b>0</b>	<b>906</b>	<b>83%</b>







# JIMMY MORELAND

CORNERBACK | 47



**Height:** 5-11 **Weight:** 182 **DOB:** Aug. 26, 1995 (Age 26)  
**NFL Experience:** 4th Year (1st with Eagles) **Draft:** D7-19 (227th overall) by WAS **Acquired:** W-Hou-22  
**College:** James Madison **Hometown (HS):** Royal Palm Beach, FL (Royal Palm Beach)

### CAREER STATISTICS

Year	Team	GP/S	TACKLES				PASS RUSH			INTERCEPTIONS					FUMBLES		DEF SNAPS	
			Total	Solo	Asst	TFL	Sacks	QBH	QBP	Int	Yds	Lg	TD	PD	FF	FR	No	Pct
2019	Washington	14/5	42	32	10	1	0.0	1	2	0	0	--	0	4	0	0	470	42%
2020	Washington	16/5	44	33	11	1	0.5	2	3	1	32	32	0	1	1	0	599	57%
2021	Houston	7/0	0	0	0	0	0.0	0	0	0	0	--	0	0	0	0	8	1%
<b>Totals</b>		<b>37/10</b>	<b>86</b>	<b>65</b>	<b>21</b>	<b>2</b>	<b>0.5</b>	<b>3</b>	<b>5</b>	<b>1</b>	<b>32</b>	<b>32</b>	<b>0</b>	<b>5</b>	<b>1</b>	<b>0</b>	<b>---</b>	<b>---</b>

### PLAYOFFS

2020	Washington	1/0	3	3	0	0	0.0	0	0	0	0	--	0	0	0	0	24	33%
<b>Totals</b>		<b>1/0</b>	<b>3</b>	<b>3</b>	<b>0</b>	<b>0</b>	<b>0.0</b>	<b>0</b>	<b>0</b>	<b>0</b>	<b>0</b>	<b>--</b>	<b>0</b>	<b>0</b>	<b>0</b>	<b>0</b>	<b>---</b>	<b>---</b>

### ADDITIONAL STATISTICS

Special Teams Tackles: 2 - 2021 (2)

### CAREER HIGHS

<b>Tackles</b>	7	2x, last: 12/8/19 at GB
<b>Sacks</b>	0.5	11/22/20 vs. Cin.
<b>INTs</b>	1	9/13/20 vs. Phi.
<b>PDs</b>	1	5x, last: 9/13/20 vs. Phi.
<b>FFs</b>	1	12/27/20 vs. Car.
<b>FRs</b>	--	---



### 2021 SEASON - TEXANS

- ▶ Saw action in 38 special teams snaps and 8 defensive snaps in seven contests with Houston ... Registered 2 special teams tackles

### 2020 SEASON - WASHINGTON

- ▶ Produced a career-high 44 tackles (33 solo) with 1 INT and 1 FF over 599 defensive snaps, appearing in every game ... Added 0.5 sacks
- ▶ Recorded 3 solo tackles in his playoff debut vs. TB (1/9/21)
- ▶ Forced a fumble (Panthers QB **Teddy Bridgewater**) vs. Car. (12/27/20)
- ▶ Helped bring down Bengals QB **Ryan Finley** on a split-sack (joining DE **James Smith-Williams**) in the 20-9 win vs. Cin. (11/22/20)
- ▶ Notched 6 tackles (5 solo) along with his first career INT against Eagles QB **Carson Wentz** during the 27-17 victory vs. Phi. (9/13/20)

### 2019 SEASON - WASHINGTON

- ▶ Tallied 42 tackles (32 solo) with 4 PDs in 470 defensive snaps
- ▶ Logged a career-high 7 tackles at GB (12/8/19) and vs. Chi. (9/23/19)

### COLLEGE HIGHLIGHTS

- ▶ Played collegiately at James Madison (2014-18), where he amassed a combined 208 tackles (125 solo), 63 PDs, 18 INTs, 12 TFLs, 6 FRs, 2.0 sacks and 1 FF in 56 games (44 starts) ... Finished his Dukes career as the program's all-time leader in both INTs and INT-TDs (6)
- ▶ Named a consensus first-team All-American and the CAA Defensive Player of the Year as a senior in 2018 ... Logged 56 tackles (28 solo), 10 PDs, 7.5 TFLs, 5 INTs, 1.5 sacks, 1 FF and 1 FR ... Led the country in INT-TDs (3) and INT return yards (217) and ranked T-9th in INTs
- ▶ Recorded 68 tackles (44 solo), 14 PDs, 8 INTs and 2 FRs as a junior in 2017, collecting first-team All-CAA accolades ... Posted the 2nd-most INTs nationally (ranked 2nd in single-season school history)



2021 GAME-BY-GAME STATISTICS (HOU)													
Date	Opp		GP/S	Tot	Solo	Sk	Int	PD	FF	FR	Snaps	Pct	
Sep 12	Jax	W	0/0	INACTIVE									
Sep 19	at Cle	L	0/0	INACTIVE									
Sep 23	Car	L	1/0	0	0	0.0	0	0	0	0	0	0%	
Oct 3	at Buf	L	0/0	INACTIVE									
Oct 10	NE	L	0/0	INACTIVE									
Oct 17	at Ind	L	0/0	INACTIVE									
Oct 24	at Ari	L	0/0	INACTIVE									
Oct 31	LAR	L	0/0	INACTIVE									
Nov 7	at Mia	L	1/0	0	0	0.0	0	0	0	0	0	0%	
Nov 21	at Ten	W	1/0	0	0	0.0	0	0	0	0	0	0%	
Nov 28	NYJ	L	1/0	0	0	0.0	0	0	0	0	0	0%	
Dec 5	Ind	L	1/0	0	0	0.0	0	0	0	0	8	11%	
Dec 12	Sea	L	0/0	INACTIVE									
Dec 19	at Jax	W	0/0	INACTIVE									
Dec 26	LAC	W	1/0	0	0	0.0	0	0	0	0	0	0%	
Jan 2	at SF	L	0/0	INACTIVE									
Jan 9	Ten	L	1/0	0	0	0.0	0	0	0	0	0	0%	
<b>Totals</b>			<b>7/0</b>	<b>0</b>	<b>0</b>	<b>0.0</b>	<b>0</b>	<b>0</b>	<b>0</b>	<b>0</b>	<b>8</b>	<b>1%</b>	



**PERSONAL**

- ▶ Played mostly as a FS at Royal Palm Beach (FL) High School, while also seeing time at CB and WR ... Earned all-state honors from the *Associated Press* as a junior and senior ... As a junior, had 19 receptions for 304 yards and 3 TDs while notching 60 tackles and 8 INTs ... Helped his team to the playoffs as a sophomore with 7 blocked kicks
- ▶ Majored in sport recreation and management in college
- ▶ Is the son of Jimmy Sr. and Yvonne Moreland

**TRANSACTIONS**

- ▶ **2019** - Drafted by WAS in 7th round (227th overall) ... **12/17/19** - Placed on Reserve/Injured ... **8/31/21** - Waived by WAS ... **9/7/21** - Claimed off waivers by HOU ... **5/20/22** - Waived by HOU ... **5/23/22** - Claimed off waivers by PHI

2020 GAME-BY-GAME STATISTICS (WAS)												
Date	Opp		GP/S	Tot	Solo	Sk	Int	PD	FF	FR	Snaps	Pct
Sep 13	Phi	W	1/1	6	5	0.0	1	1	0	0	68	100%
Sep 20	at Ari	L	1/1	6	6	0.0	0	0	0	0	77	100%
Sep 27	at Cle	L	1/0	1	1	0.0	0	0	0	0	13	21%
Oct 4	Bal	L	1/0	1	0	0.0	0	0	0	0	9	16%
Oct 11	LAR	L	1/0	1	1	0.0	0	0	0	0	15	22%
Oct 18	at NYG	L	1/0	3	2	0.0	0	0	0	0	27	56%
Oct 25	Dal	W	1/0	2	2	0.0	0	0	0	0	45	79%
Nov 8	NYG	L	1/0	3	3	0.0	0	0	0	0	39	51%
Nov 15	at Det	L	1/0	0	0	0.0	0	0	0	0	22	37%
Nov 22	Cin	W	1/1	2	1	0.5	0	0	0	0	54	79%
Nov 26	at Dal	W	1/1	5	4	0.0	0	0	0	0	41	70%
Dec 7	at Pit	W	1/0	4	3	0.0	0	0	0	0	58	82%
Dec 13	at SF	W	1/0	0	0	0.0	0	0	0	0	34	42%
Dec 20	Sea	L	1/0	6	2	0.0	0	0	0	0	29	51%
Dec 27	Car	L	1/0	3	2	0.0	0	0	1	0	35	52%
Jan 3	at Phi	W	1/1	1	1	0.0	0	0	0	0	33	49%
<b>Totals</b>			<b>16/5</b>	<b>44</b>	<b>33</b>	<b>0.5</b>	<b>1</b>	<b>1</b>	<b>1</b>	<b>0</b>	<b>599</b>	<b>57%</b>
PLAYOFFS												
Jan 9	TB	L	1/0	3	3	0.0	0	0	0	0	24	33%
<b>Totals</b>			<b>1/0</b>	<b>3</b>	<b>3</b>	<b>0.0</b>	<b>0</b>	<b>0</b>	<b>0</b>	<b>0</b>	<b>24</b>	<b>33%</b>

2019 GAME-BY-GAME STATISTICS (WAS)													
Date	Opp		GP/S	Tot	Solo	Sk	Int	PD	FF	FR	Snaps	Pct	
Sep 8	at Phi	L	1/1	3	3	0.0	0	0	0	0	55	74%	
Sep 15	Dal	L	1/0	6	6	0.0	0	1	0	0	59	86%	
Sep 23	Chi	L	1/1	7	6	0.0	0	0	0	0	47	75%	
Sep 29	at NYG	L	1/0	1	0	0.0	0	0	0	0	15	19%	
Oct 6	NE	L	1/0	0	0	0.0	0	0	0	0	7	9%	
Oct 13	at Mia	W	1/0	0	0	0.0	0	0	0	0	4	5%	
Oct 20	SF	L	1/0	3	2	0.0	0	0	0	0	35	55%	
Oct 24	at Min	L	1/0	1	0	0.0	0	0	0	0	28	39%	
Nov 3	at Buf	L	1/0	0	0	0.0	0	0	0	0	5	8%	
Nov 17	NYJ	L	1/0	2	2	0.0	0	1	0	0	11	16%	
Nov 24	Det	W	1/1	6	5	0.0	0	1	0	0	53	72%	
Dec 1	at Car	W	1/1	4	1	0.0	0	0	0	0	59	81%	
Dec 8	at GB	L	1/0	7	6	0.0	0	0	0	0	47	78%	
Dec 15	Phi	L	1/1	2	1	0.0	0	1	0	0	45	58%	
Dec 22	NYG	L	0/0	RESERVE/INJURED									
Dec 29	at Dal	L	0/0	RESERVE/INJURED									
<b>Totals</b>			<b>14/5</b>	<b>42</b>	<b>32</b>	<b>0.0</b>	<b>0</b>	<b>4</b>	<b>0</b>	<b>0</b>	<b>470</b>	<b>42%</b>	



# SUA OPETA

GUARD | 78

*(pronounced SUE-uh OH-petta)*

**Height:** 6-4 **Weight:** 305 **DOB:** Aug. 15, 1996 (Age 25)  
**NFL Experience:** 3rd Year (3rd with Eagles) **Draft:** UDFA-19 by PHI  
**College:** Weber State **Hometown (HS):** Stansbury Park, UT (Stansbury)



## CAREER STATISTICS

Year	Team	GP/S	STARTS		OFF SNAPS	
			LG	RG	No	Pct
2019	Philadelphia	0/0	0	0	0	0%
2020	Philadelphia	8/2	2	0	170	15%
2021	Philadelphia	10/2	2	0	163	15%
<b>Totals</b>		<b>18/4</b>	<b>4</b>	<b>0</b>	---	---

PLAYOFFS						
Year	Team	GP/S	LG	RG	No	Pct
2019	Philadelphia	0/0	0	0	0	0%
2021	Philadelphia	1/1	0	1	66	100%
<b>Totals</b>		<b>1/1</b>	<b>0</b>	<b>1</b>	---	---

**Hobbies:** Fishing and camping ... **Favorite athlete growing up:** Vernon Davis... **Favorite music:** R&B ... **Favorite movie:** Hitmen ... **Favorite sport moment:** Winning back-to-back Big Sky Conference championships during his time at Weber State



## BIRDSEED

- ▶ Recorded 39 reps of 225 pounds on the bench press during the 2019 NFL Combine, which was the most among all OL who participated

## 2021 SEASON - EAGLES

- ▶ Saw action in a career-high 10 contests, including two starts at LG ... Totaled 163 offensive snaps ... Made his postseason starting debut in the NFC Wild Card Playoff at TB (1/16/22)

## 2020 SEASON - EAGLES

- ▶ Appeared in a career-high 170 snaps over eight contests, including a pair of starts at LG ... Started his first NFL game vs. NYG (10/22/20)

## COLLEGE HIGHLIGHTS

- ▶ Played in 50 career games over four years at Weber State ... Played in every contest during each of his final three seasons ... A two-time All-America and two-time first-team All-Big Sky selection
- ▶ Voted a consensus All-American as well as first-team All-Big sky as a senior in 2018, when he started all 13 games and served as a team captain ... Part of a team that won 10 games and a league title
- ▶ Earned All-America and All-Big Sky recognition as a junior in 2017 ... Contributed to Weber State's historic year that included a Big Sky title, a school-record 11 wins and two FCS playoff victories
- ▶ Named all-conference honorable mention following his sophomore campaign in 2016 ... Started all 12 games on the OL after making the transition from defense during spring practices

## PERSONAL

- ▶ Earned a bachelor's degree in human performance management
- ▶ An all-state and all-region honoree at Stansbury (UT) High School ... His given name is Isosua (pronounced yo-SUE-uh) ... Is the son of Amerika and Christy Opeta and has a twin brother, Isaia, and a sister, Malia

## TRANSACTIONS

- ▶ **2019** - Signed by PHI as UDFA ... **8/31/19** - Waived by PHI ... **9/1/19** - Signed by PHI to practice squad ... **12/3/19** - Signed by PHI to active roster from practice squad ... **9/5/20** - Waived by PHI ... **9/6/20** - Signed by PHI to practice squad ... **9/12/20** - Elevated by PHI from practice squad for Week 1 at Washington ... **9/15/20** - Signed by PHI from practice squad to active roster ... **11/28/20** - Placed on Reserve/Injured ... **8/31/21** - Waived by PHI ... **9/1/21** - Signed by PHI to practice squad ... **9/27/21** - Elevated by PHI from practice squad for Week 3 at Dallas ... **9/29/21** - Signed by PHI from practice squad to active roster ... **10/5/21** - Placed on Reserve/COVID-19 ... **10/18/21** - Activated from Reserve/COVID-19



# ZACH PASCAL

## WIDE RECEIVER | 3



**Height:** 6-2 **Weight:** 215 **DOB:** Dec. 18, 1994 (Age 27)  
**NFL Experience:** 5th Year (1st with Eagles) **Draft:** UDFA-17 by WAS **Acquired:** FA-Ind-22  
**College:** Old Dominion **Hometown (HS):** Upper Marlboro, MD (Wise)

### CAREER STATISTICS

Year	Team	GP/S	RECEIVING					OFF SNAPS	
			Rec	Yds	Avg	Lg	TD	No	Pct
2018	Indianapolis	16/4	27	268	9.9	28	2	527	46%
2019	Indianapolis	16/13	41	607	14.8	37	5	799	74%
2020	Indianapolis	16/14	44	629	14.3	42t	5	834	76%
2021	Indianapolis	16/13	38	384	10.1	41	3	872	84%
<b>Totals</b>		<b>64/44</b>	<b>150</b>	<b>1,888</b>	<b>12.6</b>	<b>42t</b>	<b>15</b>	---	---

### PLAYOFFS

2018	Indianapolis	2/1	2	13	6.5	7	0	72	56%
2020	Indianapolis	1/0	3	37	12.3	17	1	73	92%
<b>Totals</b>		<b>3/1</b>	<b>5</b>	<b>50</b>	<b>10.0</b>	<b>17</b>	<b>1</b>	---	---

### ADDITIONAL STATISTICS

<b>Fumbles/Lost:</b> 1/1 - 2021 (1/1) <b>Fumble Recoveries:</b> 1 - 2019 (1)
<b>Rushing:</b> 6-47-2 - 2018 (2-10-1), 2019 (2-16-1), 2021 (2-21)
<b>Postseason Rushing:</b> 1-14 - 2018 (1-14) <b>Special Teams Tackles:</b> 7 - 2018 (2), 2019 (5)
<b>Kickoff Returns:</b> 26-597 - 2018 (14-297), 2019 (10-263), 2020 (1-23), 2021 (1-14)
<b>Postseason Kickoff Returns:</b> 4-82 - 2018 (3-69), 2020 (1-13)

### CAREER HIGHS

<b>Receptions</b>	7	12/1/19 vs. Ten.
<b>Receiving Yards</b>	109	12/1/19 vs. Ten.
<b>Receiving Long</b>	42t	12/27/20 at Pit.
<b>Receiving TDs</b>	2	3x, last: 9/12/21 vs. Sea.

**Hobbies:** Watch Netflix and YouTube and play *Fortnite* ... **Pregame ritual:** Always prays in the endzone and hits a couple dance moves ... **Pets:** Has three dogs ... **Favorite food:** Chipotle ... **Favorite artist:** Lightshow ... **Favorite vacation spot:** Cancun, Mexico ... **Favorite TV show:** *2 Fast 2 Furious* ... **Favorite athlete growing up:** LeBron James ... **Hidden talents:** Can play the drums, sing and dance ... **Pet peeves:** Ignorance ... **Biggest inspiration:** His godbrother, Kareem ... **Best advice he has gotten:** Control what you can control



### BIRDSEED

- ▶ Helped inspire **Nick Sirianni's** "Dawg Mentality" message ... Sirianni saw him wearing a t-shirt with a graphic that read "Dawg Culture" and suggested that the entire Colts team get hoodies ... The brand was started by Stage 4 Hodgkin's Lymphoma survivor Mike Hill, who created the concept through his battle and still preaches it to this day
- ▶ Has supported the American Cancer Society and Gun Violence Survivors Foundation through the NFL's *My Cause My Cleats* initiative
- ▶ Became an NFL *Crucial Catch* ambassador after being galvanized by former Colts teammate **Rigoberto Sanchez's** battle with cancer
- ▶ Plays catch with fans on the sidelines during pregame, called "Passes with Pascal" ... Desire to do so goes back to seeing former Giants WR **Victor Cruz** play catch with fans at the first NFL game he attended

### 2021 SEASON - COLTS

- ▶ Tallied 384 yards and 3 TDs on 38 receptions (10.1 avg.)
- ▶ Recorded 38 yards and 1 TD on 5 catches vs. LAR (9/19/21) ... Posted TDs in back-to-back games for the second time in his career
- ▶ Caught a career-high-tying 2 TDs vs. Sea. (9/12/21)

### 2020 SEASON - COLTS

- ▶ Registered career highs in receptions (44) and receiving yards (629) ... Also hauled in 5 TD passes, which tied his career high
- ▶ Logged a team-high 64 yards on 3 catches at Pit. (12/27/20) ... Caught a career-long, 42-yard TD pass from QB **Philip Rivers**, which marked the first time in his career that he posted TDs in consecutive games
- ▶ Tied his career high with 2 TDs and produced a team-high 79 yards on 5 receptions in the 27-20 victory vs. Hou. (12/20/20)

### 2019 SEASON - COLTS

- ▶ Totaled a team-high 607 yards and career-high 5 TDs on 41 catches ... Also averaged a career-high 14.8 yards per reception
- ▶ Set career highs in receptions (7) and yards (109) vs. Ten. (12/1/19)
- ▶ Recorded 106 yards and a career-high 2 TDs vs. Hou. (10/20/19)

### 2018 SEASON - COLTS

- ▶ Registered 268 yards and 2 TDs on 27 receptions
- ▶ Caught his first career TD and added 56 yards vs. Hou. (9/30/18)

### COLLEGE HIGHLIGHTS

- ▶ Played in 49 career games (41 starts) at Old Dominion and finished as the program's all-time leader in receptions (233) ... Also ranked 2nd in school history in receiving yards (3,913) and T-2nd in TDs (30)
- ▶ Earned second-team All-Conference USA honors after posting a career-high 9 TDs with 946 yards on 65 receptions as a senior ... Also rushed for 145 yards and returned 12 kickoffs for 315 yards
- ▶ Established a school single-season record in all-purpose yards (1,549) as a junior in 2016, garnering second-team all-conference recognition ... Totaled career highs in receptions (68) and receiving yards (970) with 8 TDs ... Added 165 rushing yards and 414 return yards



2021 GAME-BY-GAME STATISTICS (IND)												
Date	Opp		GP/S	Rec	Yds	Avg	Lg	TD	Snaps	Pct		
Sep 12	Sea	L	1/1	4	43	10.8	16	2	69	91%		
Sep 19	LAR	L	1/1	5	38	7.6	9	1	61	91%		
Sep 26	at Ten	L	1/1	2	31	15.5	27	0	54	89%		
Oct 3	at Mia	W	1/1	4	44	11.0	41	0	58	82%		
Oct 11	at Bal	L	1/1	3	48	16.0	31	0	59	86%		
Oct 17	Hou	W	1/1	0	0	---	--	0	41	85%		
Oct 24	at SF	W	1/1	3	14	4.7	13	0	57	84%		
Oct 31	Ten	L	1/1	5	43	8.6	11	0	75	94%		
Nov 4	NYJ	W	1/1	4	58	14.5	31	0	52	84%		
Nov 14	Jax	W	1/1	2	9	4.5	12	0	57	89%		
Nov 21	at Buf	W	1/1	0	0	---	--	0	54	78%		
Nov 28	TB	L	1/1	2	12	6.0	9	0	64	93%		
Dec 5	at Hou	W	1/0	1	6	6.0	6	0	54	75%		
Dec 18	NE	W	1/0	1	23	23.0	23	0	34	65%		
Dec 25	at Ari	W	0/0	RESERVE/COVID-19								
Jan 2	LV	L	1/0	1	8	8.0	8	0	34	59%		
Jan 9	at Jax	L	1/1	1	7	7.0	7	0	49	56%		
<b>Totals</b>			<b>16/13</b>	<b>38</b>	<b>384</b>	<b>10.1</b>	<b>41</b>	<b>3</b>	<b>872</b>	<b>84%</b>		

100+ YARD RECEIVING GAMES (2)		
Date	Opponent	Yds
12/1/19	vs. Tennessee Titans (L, 17-31)	109
10/20/19	vs. Houston Texans (W, 30-23)	106

MULTI-TOUCHDOWN GAMES (3)		
Date	Opponent	TD
9/12/21	vs. Seattle Seahawks (L, 16-28)	2
12/20/20	vs. Houston Texans (W, 27-20)	2
10/20/19	vs. Houston Texans (W, 30-23)	2

**PERSONAL**

- ▶ Prepped at Wise (MD) High School ... Named first-team all-county and third-team all-state after posting 500 yards and 8 TDs on 21 catches during his senior season ... Helped his school to a 12-2 record while reaching the 4A state championship game as a junior
- ▶ Is the son of Royan and Deslyn Pascal ... Has one brother, Donnell, and one sister, Zoe ... Majored in sport management

**TRANSACTIONS**

- ▶ **2017** - Signed by WAS as UDFA ... **9/2/17** - Waived by WAS ... **9/4/17** - Signed by TEN to practice squad ... **9/20/17** - Signed by TEN to active roster from practice squad ... **9/23/17** - Waived by TEN ... **9/24/17** - Signed by TEN to practice squad ... **1/15/18** - Signed by TEN to reserve/future contract ... **6/14/18** - Waived by TEN ... **6/15/18** - Claimed off waivers by IND ... **12/30/19** - Signed by IND to 1-year contract extension ... **4/19/20** - Agreed to terms with IND on 1-year contract ... **3/21/22** - Agreed to terms with PHI on 1-year contract

2020 GAME-BY-GAME STATISTICS (IND)										
Date	Opp		GP/S	Rec	Yds	Avg	Lg	TD	Snaps	Pct
Sep 13	at Jax	L	1/1	2	18	9.0	12	0	46	62%
Sep 20	Min	W	1/1	3	19	6.3	14	1	59	81%
Sep 27	NYJ	W	1/1	2	34	17.0	20	0	55	93%
Oct 4	at Chi	W	1/1	3	58	19.3	36	0	54	75%
Oct 11	at Cle	L	1/1	2	15	7.5	14	0	51	91%
Oct 18	Cin	W	1/1	4	54	13.5	22	1	58	92%
Nov 1	at Det	W	1/1	3	44	14.7	20	0	58	75%
Nov 8	Bal	L	1/1	5	55	11.0	20	0	42	61%
Nov 12	at Ten	W	1/1	4	33	8.3	18	0	47	67%
Nov 22	GB	W	1/1	3	54	18.0	20	0	51	61%
Nov 29	Ten	L	1/1	1	23	23.0	23	0	53	72%
Dec 6	at Hou	W	1/0	1	11	11.0	11	0	55	80%
Dec 13	at LV	W	1/1	1	27	27.0	27	0	41	67%
Dec 20	Hou	W	1/0	5	79	15.8	26	2	47	85%
Dec 27	at Pit	L	1/1	3	64	21.3	42t	1	61	88%
Jan 3	Jax	W	1/1	2	41	20.5	25	0	56	84%
<b>Totals</b>			<b>16/14</b>	<b>44</b>	<b>629</b>	<b>14.3</b>	<b>42t</b>	<b>5</b>	<b>834</b>	<b>76%</b>
PLAYOFFS										
Jan 9	at Buf	L	1/0	3	37	12.3	17	1	73	92%
<b>Totals</b>			<b>1/0</b>	<b>3</b>	<b>37</b>	<b>12.3</b>	<b>17</b>	<b>1</b>	<b>73</b>	<b>92%</b>





2019 GAME-BY-GAME STATISTICS (IND)										
Date	Opp		GP/S	Rec	Yds	Avg	Lg	TD	Snaps	Pct
Sep 8	at LAC	L	1/1	0	0	---	--	0	23	37%
Sep 15	at Ten	W	1/1	0	0	---	--	0	31	44%
Sep 22	Atl	W	1/1	2	53	26.5	35	1	30	45%
Sep 29	Oak	L	1/0	4	72	18.0	28	0	53	69%
Oct 6	at KC	W	1/1	1	8	8.0	8	0	44	54%
Oct 20	Hou	W	1/0	6	106	17.7	34	2	34	47%
Oct 27	Den	W	1/1	1	6	6.0	6	0	59	92%
Nov 3	at Pit	L	1/1	5	76	15.2	19	1	66	94%
Nov 10	Mia	L	1/1	2	26	13.0	23	0	68	99%
Nov 17	Jax	W	1/1	2	17	8.5	14	0	64	97%
Nov 21	at Hou	L	1/1	0	0	---	--	0	59	87%
Dec 1	Ten	L	1/1	7	109	15.6	26	0	70	100%
Dec 8	at TB	L	1/1	5	74	14.8	37	1	63	100%
Dec 16	at NO	L	1/0	4	44	11.0	24	0	45	80%
Dec 22	Car	W	1/1	1	6	6.0	6	0	50	78%
Dec 29	at Jax	L	1/1	1	10	10.0	10	0	40	71%
<b>Totals</b>			<b>16/13</b>	<b>41</b>	<b>607</b>	<b>14.8</b>	<b>37</b>	<b>5</b>	<b>799</b>	<b>74%</b>

2018 GAME-BY-GAME STATISTICS (IND)										
Date	Opp		GP/S	Rec	Yds	Avg	Lg	TD	Snaps	Pct
Sep 9	Cin	L	1/0	1	18	18.0	18	0	10	12%
Sep 16	at Was	W	1/0	0	0	---	--	0	18	30%
Sep 23	at Phi	L	1/0	1	3	3.0	3	0	6	10%
Sep 30	Hou	L	1/0	6	56	9.3	18	1	45	49%
Oct 4	at NE	L	1/1	1	12	12.0	12	0	64	77%
Oct 14	at NYJ	L	1/1	5	35	7.0	15	0	61	88%
Oct 21	Buf	W	1/0	0	0	---	--	0	41	62%
Oct 28	at Oak	W	1/0	1	-4	-4.0	-4	0	28	36%
Nov 11	Jax	W	1/0	0	0	---	--	0	15	27%
Nov 18	Ten	W	1/0	1	11	11.0	11	0	24	39%
Nov 25	Mia	W	1/0	0	0	---	--	0	11	16%
Dec 2	at Jax	L	1/0	1	16	16.0	16	0	42	55%
Dec 9	at Hou	W	1/0	5	68	13.6	28	1	35	52%
Dec 16	Dal	W	1/0	1	12	12.0	12	0	49	68%
Dec 23	NYG	W	1/1	4	41	10.3	15	0	35	52%
Dec 30	at Ten	W	1/1	0	0	---	--	0	43	54%
<b>Totals</b>			<b>16/4</b>	<b>27</b>	<b>268</b>	<b>9.9</b>	<b>28</b>	<b>2</b>	<b>527</b>	<b>46%</b>
PLAYOFFS										
Jan 5	at Hou	W	1/0	1	6	6.0	6	0	33	45%
Jan 12	at KC	L	1/1	1	7	7.0	7	0	39	70%
<b>Totals</b>			<b>2/1</b>	<b>2</b>	<b>13</b>	<b>6.5</b>	<b>7</b>	<b>0</b>	<b>72</b>	<b>56%</b>



# JALEN REAGOR

WIDE RECEIVER | 18

(pronounced RAY-gur)

Height: 5-11 Weight: 197 DOB: Jan. 2, 1999 (Age 23)

NFL Experience: 3rd Year (3rd with Eagles) Draft: D1-20 (21st overall) by PHI

College: TCU Hometown (HS): Waxahachie, TX (Waxahachie)



## CAREER STATISTICS

Year	Team	GP/S	RECEIVING					OFF SNAPS	
			Rec	Yds	Avg	Lg	TD	No	Pct
2020	Philadelphia	11/11	31	396	12.8	55	1	510	45%
2021	Philadelphia	17/13	33	299	9.1	34	2	750	67%
<b>Totals</b>		<b>28/24</b>	<b>64</b>	<b>695</b>	<b>10.9</b>	<b>55</b>	<b>3</b>	---	---

## PLAYOFFS

Year	Team	GP/S	Rec	Yds	Avg	Lg	TD	No	Pct
2021	Philadelphia	1/1	1	2	2.0	2	0	53	80%
<b>Totals</b>		<b>1/1</b>	<b>1</b>	<b>2</b>	<b>2.0</b>	<b>2</b>	<b>0</b>	---	---

## ADDITIONAL STATISTICS

<b>Rushing:</b> 14-58 - 2020 (4-26), 2021 (10-32)
<b>Punt Returns:</b> 35-321-1 - 2020 (4-94-1), 2021 (31-227)
<b>Kickoff Returns:</b> 12-255 - 2021 (12-255) <b>Fumbles/Lost:</b> 4/0 - 2020 (2/0), 2021 (2/0)
<b>Fumble Recoveries:</b> 2 - 2020 (1), 2021 (1) <b>Postseason Punt Returns:</b> 5-35 - 2021 (5-35)
<b>Postseason Fumbles/Lost:</b> 2/1 - 2021 (2/1) <b>Postseason Fumble Recoveries:</b> 1 - 2021 (1)

## CAREER HIGHS

<b>Receptions</b>	6	9/12/21 at Atl.
<b>Receiving Yards</b>	57	12/21/21 vs. Was.
<b>Receiving Long</b>	55	9/13/20 at Was.
<b>Receiving TDs</b>	1	3x, last: 10/24/21 at LV

**Hobbies:** Music, shopping ... **Surprisingly good at:** Basketball ... **Player he models his game after:** Stefon Diggs ... **Favorite quote:** "Hard work beats talent when talent doesn't work hard." - Kevin Durant ... **Favorite movie:** *The Great Gatsby* ... **Favorite TV show:** *Martin* ... **Favorite meal:** Hot wings with lemon pepper sprinkles



## BIRDSEED

- ▶ Has supported Black Men Heal through the NFL's *My Cause My Cleats* initiative over the last two seasons ... Black Men Heal provides access to therapy as well as education and community resources to men of color and works to remove the stigma around mental health care
- ▶ Is the son of former NFL DT **Montae Reagor**, who also played in Philadelphia in 2007 ... Montae was a teammate of Eagles WRs coach **Aaron Moorehead** in Indianapolis, winning Super Bowl XLI in 2006

## 2021 SEASON - EAGLES

- ▶ Totaled a career-high 813 all-purpose yards, including team highs in both kickoff return yards (255) and punt return yards (227) ... Also produced career highs in receptions (33) and receiving TDs (2)
- ▶ Registered a career-high 57 receiving yards vs. Was. (12/21/21)
- ▶ Hauled in a 17-yard TD in the fourth quarter at LV (10/24/21)
- ▶ Logged a career-high 6 catches for 49 yards, including a 23-yard TD in the fourth quarter, during the 32-6 win at Atl. (9/12/21)

## 2020 SEASON - EAGLES

- ▶ Caught 31 passes for a career-high 396 yards (12.8 avg.) and 1 TD ... Also returned 4 punts for 94 yards (23.5 avg.) and 1 TD
- ▶ Recorded a career-long, 73-yard punt return TD at GB (12/6/20) ... The score marked the longest punt return TD by an Eagles rookie since **Damaris Johnson's** 98-yard TD on 12/2/12 at Dallas
- ▶ Scored his 1st TD in the 23-9 win vs. Dal. (11/1/20)

## COLLEGE HIGHLIGHTS

- ▶ A standout WR and PR at TCU who tallied 148 catches for 2,248 yards (15.2 avg.) and 22 TDs and returned 23 punts for 409 yards (17.8 avg.) and 2 TDs in 39 career games ... Finished with the 2nd-most receiving TDs, 6th-most receiving yards and 7th-most receptions in school history ... Is the Horned Frogs' all-time leader in punt return average
- ▶ Named a *Sports Illustrated* All-American as an all-purpose player and earned All-Big 12 honors following his junior campaign in 2019 ... Led TCU in receptions (43), yards (611) and TDs (5) and was one of two FBS players to produce multiple punt return TDs ... Also ranked 2nd in the nation with a school-record 20.8 punt return average
- ▶ Received All-Big 12 recognition as a sophomore in 2018, when he led the team and ranked 2nd in TCU single-season history with 72 receptions for 1,061 yards and 9 TDs (5th-most in school history) ... Ranked 1st in the Big 12 in percentage of his team's receptions at 30.1% (72 of 239), which was the highest mark by a Horned Frog in 18 seasons ... Set a TCU record with TD receptions in 7 straight games

## PERSONAL

- ▶ Attended Waxahachie (TX) High School, where he produced 50 receptions for 967 yards (19.3 avg.) and 14 TDs as a senior

## TRANSACTIONS

- ▶ **2020** - Drafted by PHI in 1st round (21st overall) ... **9/30/20** - Placed on Reserve/Injured ... **10/31/20** - Activated from Reserve/Injured



2021 GAME-BY-GAME STATISTICS (PHI)

Date	Opp	GP/S	Rec	Yds	Avg	Lg	TD	Snaps	Pct	
Sep 12	at Atl	W	1/0	6	49	8.2	23t	1	50	70%
Sep 19	SF	L	1/1	2	5	2.5	4	0	42	72%
Sep 27	at Dal	L	1/1	5	53	10.6	24	0	50	86%
Oct 3	KC	L	1/1	1	9	9.0	9	0	52	70%
Oct 10	at Car	W	1/1	3	24	8.0	15	0	47	70%
Oct 14	TB	L	1/1	0	0	---	--	0	43	83%
Oct 24	at LV	L	1/1	2	25	12.5	17t	1	56	81%
Oct 31	at Det	W	1/1	1	0	0.0	0	0	12	18%
Nov 7	LAC	L	1/1	1	-6	-6.0	-6	0	29	51%
Nov 14	at Den	W	1/0	1	12	12.0	12	0	50	78%
Nov 21	NO	W	1/1	1	-1	-1.0	-1	0	55	71%
Nov 28	at NYG	L	1/1	2	31	15.5	21	0	45	67%
Dec 5	at NYJ	W	1/1	1	7	7.0	7	0	48	68%
Dec 21	Was	W	1/1	3	57	19.0	34	0	39	55%
Dec 26	NYG	W	1/0	2	15	7.5	13	0	32	51%
Jan 2	at Was	W	1/0	0	0	---	--	0	31	51%
Jan 8	Dal	L	1/1	2	19	9.5	12	0	69	93%
<b>Totals</b>			<b>17/13</b>	<b>33</b>	<b>299</b>	<b>9.1</b>	<b>34</b>	<b>2</b>	<b>750</b>	<b>67%</b>

PLAYOFFS

Jan 16	at TB	L	1/1	1	2	2.0	2	0	53	80%
<b>Totals</b>			<b>1/1</b>	<b>1</b>	<b>2</b>	<b>2.0</b>	<b>2</b>	<b>0</b>	<b>53</b>	<b>80%</b>

PUNT RETURN TOUCHDOWNS (1)

Date	Opponent	Yds
12/6/20	at Green Bay Packers (L, 16-30)	73

2020 GAME-BY-GAME STATISTICS (PHI)

Date	Opp	GP/S	Rec	Yds	Avg	Lg	TD	Snaps	Pct		
Sep 13	at Was	L	1/1	1	55	55.0	55	0	40	59%	
Sep 20	LAR	L	1/1	4	41	10.3	16	0	60	85%	
Sep 27	Cin	T	0/0	INACTIVE							
Oct 4	at SF	W	0/0	RESERVE/INJURED							
Oct 11	at Pit	L	0/0	RESERVE/INJURED							
Oct 18	Bal	L	0/0	RESERVE/INJURED							
Oct 22	NYG	W	0/0	RESERVE/INJURED							
Nov 1	Dal	W	1/1	3	16	5.3	8	1	46	73%	
Nov 15	at NYG	L	1/1	4	47	11.8	16	0	59	88%	
Nov 22	at Cle	L	1/1	4	52	13.0	18	0	63	93%	
Nov 30	Sea	L	1/1	3	11	3.7	8	0	43	61%	
Dec 6	at GB	L	1/1	1	34	34.0	34	0	44	71%	
Dec 13	NO	W	1/1	2	46	23.0	39	0	47	68%	
Dec 20	at Ari	L	1/1	5	49	9.8	23	0	46	55%	
Dec 27	at Dal	L	1/1	3	30	10.0	15	0	43	59%	
Jan 3	Was	L	1/1	1	15	15.0	15	0	19	29%	
<b>Totals</b>			<b>11/11</b>	<b>31</b>	<b>396</b>	<b>12.8</b>	<b>55</b>	<b>1</b>	<b>510</b>	<b>45%</b>	







# HAASON REDDICK

LINEBACKER | 7



**Height:** 6-1 **Weight:** 240 **DOB:** Sept. 22, 1994 (Age 27)

**NFL Experience:** 6th Year (1st with Eagles) **Draft:** D1-17 (13th overall) by ARI **Acquired:** FA-Car-22

**College:** Temple **Hometown (HS):** Camden, NJ (Haddon Heights)

## CAREER STATISTICS

Year	Team	GP/S	TACKLES				PASS RUSH			INTERCEPTIONS					FUMBLES		DEF SNAPS	
			Total	Solo	Asst	TFL	Sacks	QBH	QBP	Int	Yds	Lg	TD	PD	FF	FR	No	Pct
2017	Arizona	16/3	32	20	12	4	2.5	6	25	0	0	--	0	0	2	0	445	42%
2018	Arizona	16/12	80	53	27	8	4.0	6	14	0	0	--	0	5	1	0	846	76%
2019	Arizona	16/5	76	43	33	6	1.0	4	12	0	0	--	0	6	0	1	688	61%
2020	Arizona	16/11	62	43	19	15	12.5	16	50	0	0	--	0	4	6	0	874	79%
2021	Carolina	16/16	68	37	31	12	11.0	18	43	0	0	--	0	0	2	1	854	78%
<b>Totals</b>		<b>80/47</b>	<b>318</b>	<b>196</b>	<b>122</b>	<b>45</b>	<b>31.0</b>	<b>50</b>	<b>144</b>	<b>0</b>	<b>0</b>	<b>--</b>	<b>0</b>	<b>15</b>	<b>11</b>	<b>2</b>	<b>---</b>	<b>---</b>

## ADDITIONAL STATISTICS

**Special Teams Tackles:** 5 - 2017 (4), 2020 (1)

## CAREER HIGHS

<b>Tackles</b>	11	2x, last: 10/25/20 vs. Sea.
<b>Sacks</b>	5.0	12/13/20 at NYG
<b>INTs</b>	--	---
<b>PDs</b>	2	2x, last: 9/22/19 vs. Car.
<b>FFs</b>	3	12/13/20 at NYG
<b>FRs</b>	1	2x, last: 10/17/21 vs. Min.

**Nicknames:** Family calls him Haas or Hammer ... **Hobbies:** Video games, fashion and helping in the community ... **Biggest inspiration:** His parents, members in the community and Kobe Bryant ... **Bucket list:** Run a successful non-profit ... **Desired talent:** Playing the piano ... **Favorite musicians:** Drake, Lil' Baby, Lil' Durk, Future, Brent Faiyaz, Chris Brown, Chris Stapleton, Michael Jackson and Sam Cooke ... **If he could play another sport, what position/team:** Striker in soccer or shooting guard for the Los Angeles Lakers ... **Favorite TV show:** *Naruto: Shippuden* ... **Favorite sports moment:** Getting drafted in Philadelphia, his 5 sack game against the Giants and signing with the Eagles



## BIRDSEED

- ▶ An incredible 'underdog' story, went from being a no-star recruit, to a college walk-on, to an eventual first-round pick in the NFL ... Overcame multiple leg injuries that limited him to just four games as a junior and senior at Haddon Heights (NJ) High School by earning a spot on Temple's roster ... His mother, Raelakia, took out a loan to purchase a meal plan that allowed him to eat with his teammates in college
- ▶ Donated \$15,000 worth of toys to more than 200 families in Camden, NJ, in December 2021 ... Received a key to the city for his community service efforts, including hosting youth football camps
- ▶ Represents the American Cancer Society through *My Cause My Cleats* to honor his grandmother, who is a breast cancer survivor

## NOTES TO KNOW

- ▶ Has produced the 5th-most sacks (23.5) in the NFL since 2020, behind **T.J. Watt** (37.5), **Myles Garrett** (28.0), **Trey Hendrickson** (27.5) and **Aaron Donald** (26.0) ... Is also tied for the 4th-most TFLs (27) in that span, trailing only Watt (44), Donald (33) and **Roquan Smith** (30)

## 2021 SEASON - PANTHERS

- ▶ Led Carolina with 11.0 sacks (second straight season with double-digit sacks) and 18 QB hits ... Tied for the most sacks by any Panther since 2013 ... Added 68 tackles, 43 pressures, 12 TFLs, 2 FFs and 1 FR
- ▶ Opened the season with at least 1.5 sacks in four of the first five contests, including each of the first three ... Had a season-high 2.0 sacks against Eagles QB **Jalen Hurts** vs. Phi. (10/10/21)

## 2020 SEASON - CARDINALS

- ▶ Tied for the 4th-most sacks (career-high 12.5) in the NFL, behind **T.J. Watt** (15.0), **Trey Hendrickson** (13.5) and **Aaron Donald** (13.5) ... Ranked 3rd in TFLs (career-high 15), trailing only Watt (23) and **Roquan Smith** (18) ... His career-high 6 FFs ranked 2nd (**Marlon Humphrey** - 8) ... Also posted 62 tackles, 50 pressures (career high) and 16 QB hits
- ▶ Registered 2 FFs and 1.0 sack in the 33-26 win vs. Phi. (12/20/20)



2021 GAME-BY-GAME STATISTICS (CAR)												
Date	Opp		GP/S	Tot	Solo	Sk	Int	PD	FF	FR	Snaps	Pct
Sep 12	NYJ	W	1/1	4	3	1.5	0	0	1	0	49	75%
Sep 19	NO	W	1/1	3	1	1.5	0	0	0	0	35	80%
Sep 23	at Hou	W	1/1	3	2	1.5	0	0	0	0	46	84%
Oct 3	at Dal	L	1/1	3	2	0.0	0	0	0	0	47	77%
Oct 10	Phi	L	1/1	8	6	2.0	0	0	0	0	56	84%
Oct 17	Min	L	1/1	8	6	0.0	0	0	0	1	84	94%
Oct 24	at NYG	L	1/1	5	1	0.0	0	0	0	0	59	82%
Oct 31	at Atl	W	1/1	4	3	1.0	0	0	0	0	49	92%
Nov 7	NE	L	1/1	3	1	0.5	0	0	0	0	50	81%
Nov 14	at Ari	W	1/1	4	2	1.5	0	0	1	0	43	78%
Nov 21	Was	L	1/1	5	4	1.0	0	0	0	0	55	82%
Nov 28	at Mia	L	1/1	5	2	0.0	0	0	0	0	46	62%
Dec 12	Atl	L	1/1	3	1	0.0	0	0	0	0	60	87%
Dec 19	at Buf	L	1/1	4	2	0.5	0	0	0	0	67	96%
Dec 26	TB	L	1/1	3	1	0.0	0	0	0	0	63	94%
Jan 2	at NO	L	0/0	RESERVE/COVID-19								
Jan 9	at TB	L	1/1	3	0	0.0	0	0	0	0	45	75%
<b>Totals</b>			<b>16/16</b>	<b>68</b>	<b>37</b>	<b>11.0</b>	<b>0</b>	<b>0</b>	<b>2</b>	<b>1</b>	<b>854</b>	<b>78%</b>

2020 GAME-BY-GAME STATISTICS (ARI)												
Date	Opp		GP/S	Tot	Solo	Sk	Int	PD	FF	FR	Snaps	Pct
Sep 13	at SF	W	1/0	3	2	0.0	0	1	0	0	30	48%
Sep 20	Was	W	1/0	2	2	1.0	0	0	0	0	29	44%
Sep 27	Det	L	1/0	3	3	1.0	0	1	0	0	35	53%
Oct 4	at Car	L	1/0	1	1	0.0	0	0	0	0	44	58%
Oct 11	at NYJ	W	1/0	0	0	0.0	0	0	0	0	34	49%
Oct 19	at Dal	W	1/1	5	4	2.0	0	1	0	0	54	61%
Oct 25	Sea	W	1/1	11	5	1.0	0	0	0	0	79	94%
Nov 8	Mia	L	1/1	5	3	0.0	0	0	0	0	57	94%
Nov 15	Buf	W	1/1	4	3	0.0	0	0	0	0	73	100%
Nov 19	at Sea	L	1/1	5	3	0.0	0	0	0	0	66	100%
Nov 29	at NE	L	1/1	4	3	0.0	0	0	0	0	51	96%
Dec 6	LAR	L	1/1	2	2	0.0	0	1	0	0	72	88%
Dec 13	at NYG	W	1/1	5	5	5.0	0	0	3	0	47	96%
Dec 20	Phi	W	1/1	4	3	1.0	0	0	2	0	80	95%
Dec 26	SF	L	1/1	3	2	1.5	0	0	1	0	50	89%
Jan 3	at LAR	L	1/1	5	2	0.0	0	0	0	0	73	100%
<b>Totals</b>			<b>16/11</b>	<b>62</b>	<b>43</b>	<b>12.5</b>	<b>0</b>	<b>4</b>	<b>6</b>	<b>0</b>	<b>874</b>	<b>79%</b>

- ▶ Named **NFC Defensive Player of the Week** after setting team records with 5.0 sacks and 3 FFs in the 26-7 win at NYG (12/13/20) ... Became the second NFL player since 2000 with 5.0 sacks and 3 FFs in a game since **Vonnie Holliday** on 12/22/02 vs. Buffalo with Green Bay ... Had 3.0 sacks against QB **Daniel Jones** and 2.0 against QB **Colt McCoy**
- ▶ Notched a career-high-tying 11 tackles and sacked Seahawks QB **Russell Wilson** in the 37-34, OT victory vs. Sea. (10/25/20)
- ▶ Sacked Cowboys QB **Andy Dalton** twice at Dal. (10/19/20)

**2019 SEASON - CARDINALS**

- ▶ Totaled 76 tackles, 12 pressures, 6 TFLs, 6 PDs (career high), 4 QB hits, 1.0 sack and 1 FR ... Marked his second straight 75+ tackle season
- ▶ Logged a season-high 10 tackles and 2 PDs vs. Car. (9/22/19)

**2018 SEASON - CARDINALS**

- ▶ Finished the season with a career-high 80 tackles along with 14 pressures, 8 TFLs, 6 QB hits, 5 PDs, 4.0 sacks and 1 FF
- ▶ Produced a career-high 11 tackles vs. Det. (12/9/18)

**2017 SEASON - CARDINALS**

- ▶ Recorded 32 tackles and added 25 pressures, 6 QB hits, 4 TFLs, 2.5 sacks and 2 FFs during his rookie campaign

**COLLEGE HIGHLIGHTS**

- ▶ Started 32 of 46 games in four seasons at Temple (2013-16) ... Tallied 150 tackles, 46 TFLs (2nd-most in American Athletic Conference history), 18.0 sacks, 5 FFs, 4 PDs, 1 INT and 1 FR ... Awarded a single-digit jersey number (changed from 58 to 7), which is given to the toughest Temple players as voted by teammates, as a senior
- ▶ Earned first-team All-AAC honors and a Senior Bowl invite after combining for 65 tackles, an FBS-high and AAC season-record 22.5 TFLs, a team-high 10.5 sacks, 3 FFs, 1 INT and 1 FR in 14 starts
- ▶ Garnered all-conference honorable mention after posting 46 tackles, 12.5 TFLs, 5.0 sacks, 2 FFs and 1 PD as a junior

MULTI-SACK GAMES (8)		
Date	Opponent	Sacks
12/13/20	at New York Giants (W, 26-7)	5.0
10/10/21	vs. Philadelphia Eagles (L, 18-21)	2.0
10/19/20	at Dallas Cowboys (W, 38-10)	2.0
11/14/21	at Arizona Cardinals (W, 34-10)	1.5
9/23/21	at Houston Texans (W, 24-9)	1.5
9/19/21	vs. New Orleans Saints (W, 26-7)	1.5
9/12/21	vs. New York Jets (W, 19-14)	1.5
12/26/20	vs. San Francisco 49ers (L, 12-20)	1.5



**PERSONAL**

- ▶ Is the son of Raelakia Reddick and Raymond Matthew
- ▶ Earned a bachelor's degree in criminal justice

**TRANSACTIONS**

- ▶ **2017** - Drafted by ARI in 1st round (13th overall) ... **3/18/21** - Signed by CAR to 1-year contract ... **12/29/21** - Placed on Reserve/COVID-19 ... **1/5/22** - Activated from Reserve/COVID-19 ... **3/16/22** - Agreed to terms with PHI on 3-year contract



2019 GAME-BY-GAME STATISTICS (ARI)												
Date	Opp		GP/S	Tot	Solo	Sk	Int	PD	FF	FR	Snaps	Pct
Sep 8	Det	T	1/0	6	5	0.0	0	0	0	0	48	57%
Sep 15	at Bal	L	1/1	8	5	0.0	0	1	0	0	65	84%
Sep 22	Car	L	1/1	10	5	0.0	0	2	0	0	60	100%
Sep 29	Sea	L	1/1	9	4	1.0	0	0	0	0	62	100%
Oct 6	at Cin	W	1/1	6	2	0.0	0	1	0	0	66	100%
Oct 13	Atl	W	1/1	8	7	0.0	0	0	0	0	67	100%
Oct 20	at NYG	W	1/0	5	2	0.0	0	0	0	1	63	90%
Oct 27	at NO	L	1/0	5	4	0.0	0	0	0	0	34	46%
Oct 31	SF	L	1/0	2	1	0.0	0	0	0	0	30	43%
Nov 10	at TB	L	1/0	8	3	0.0	0	1	0	0	63	76%
Nov 17	at SF	L	1/0	1	0	0.0	0	1	0	0	33	45%
Dec 1	LAR	L	1/0	0	0	0.0	0	0	0	0	1	1%
Dec 8	Pit	L	1/0	0	0	0.0	0	0	0	0	5	8%
Dec 15	Cle	W	1/0	2	2	0.0	0	0	0	0	23	33%
Dec 22	at Sea	W	1/0	4	1	0.0	0	0	0	0	36	63%
Dec 29	at LAR	L	1/0	2	2	0.0	0	0	0	0	32	39%
<b>Totals</b>			<b>16/5</b>	<b>76</b>	<b>43</b>	<b>1.0</b>	<b>0</b>	<b>6</b>	<b>0</b>	<b>1</b>	<b>688</b>	<b>61%</b>

2018 GAME-BY-GAME STATISTICS (ARI)												
Date	Opp		GP/S	Tot	Solo	Sk	Int	PD	FF	FR	Snaps	Pct
Sep 9	Was	L	1/0	4	3	0.0	0	0	0	0	14	18%
Sep 16	at LAR	L	1/0	1	0	0.0	0	0	0	0	3	4%
Sep 23	Chi	L	1/0	1	0	0.0	0	0	0	0	4	5%
Sep 30	Sea	L	1/0	1	1	1.0	0	0	0	0	9	14%
Oct 7	at SF	W	1/1	8	8	1.0	0	2	1	0	98	100%
Oct 14	at Min	L	1/1	7	1	0.0	0	1	0	0	71	100%
Oct 18	Den	L	1/1	4	3	0.0	0	0	0	0	59	100%
Oct 28	SF	W	1/1	2	2	0.0	0	1	0	0	66	100%
Nov 11	at KC	L	1/1	4	2	0.0	0	0	0	0	58	98%
Nov 18	Oak	L	1/1	3	0	0.0	0	0	0	0	61	90%
Nov 25	at LAC	L	1/1	8	3	0.0	0	0	0	0	69	100%
Dec 2	at GB	W	1/1	5	5	0.0	0	0	0	0	76	100%
Dec 9	Det	L	1/1	11	10	0.0	0	0	0	0	60	100%
Dec 16	at Atl	L	1/1	5	5	1.0	0	1	0	0	67	100%
Dec 23	LAR	L	1/1	9	6	1.0	0	0	0	0	68	100%
Dec 30	at Sea	L	1/1	7	4	0.0	0	0	0	0	63	100%
<b>Totals</b>			<b>16/12</b>	<b>80</b>	<b>53</b>	<b>4.0</b>	<b>0</b>	<b>5</b>	<b>1</b>	<b>0</b>	<b>846</b>	<b>76%</b>

2017 GAME-BY-GAME STATISTICS (ARI)												
Date	Opp		GP/S	Tot	Solo	Sk	Int	PD	FF	FR	Snaps	Pct
Sep 10	at Det	L	1/1	8	6	0.0	0	0	0	0	41	58%
Sep 17	at Ind	W	1/1	7	1	0.0	0	0	0	0	56	79%
Sep 25	Dal	L	1/1	1	1	0.0	0	0	0	0	39	83%
Oct 1	SF	W	1/0	2	2	0.0	0	0	0	0	48	57%
Oct 8	at Phi	L	1/0	2	2	0.0	0	0	0	0	31	46%
Oct 15	TB	W	1/0	1	1	0.0	0	0	0	0	36	51%
Oct 22	at LAR	L	1/0	1	1	0.0	0	0	0	0	31	39%
Nov 5	at SF	W	1/0	1	0	0.5	0	0	0	0	28	37%
Nov 9	Sea	L	1/0	1	1	1.0	0	0	1	0	21	33%
Nov 19	at Hou	L	1/0	1	0	0.0	0	0	0	0	15	21%
Nov 26	Jax	W	1/0	1	1	0.0	0	0	1	0	24	38%
Dec 3	LAR	L	1/0	1	1	0.0	0	0	0	0	8	14%
Dec 10	Ten	W	1/0	3	2	1.0	0	0	0	0	23	38%
Dec 17	at Was	L	1/0	1	0	0.0	0	0	0	0	13	25%
Dec 24	NYG	W	1/0	0	0	0.0	0	0	0	0	6	8%
Dec 31	at Sea	W	1/0	1	1	0.0	0	0	0	0	25	43%
<b>Totals</b>			<b>16/3</b>	<b>32</b>	<b>20</b>	<b>2.5</b>	<b>0</b>	<b>0</b>	<b>2</b>	<b>0</b>	<b>445</b>	<b>42%</b>





# RICHARD RODGERS

TIGHT END | 81



Height: 6-4 Weight: 257 DOB: Jan. 22, 1992 (Age 30)

NFL Experience: 7th Year (3rd with Eagles) Draft: D3-14 (98th overall) by GB Acquired: FA-21

College: California Hometown (HS): Shrewsbury, MA (St. John's)

## CAREER STATISTICS

Year	Team	GP/S	RECEIVING					OFF SNAPS	
			Rec	Yds	Avg	Lg	TD	No	Pct
2014	Green Bay	16/5	20	225	11.3	43	2	480	46%
2015	Green Bay	16/12	58	510	8.8	61t	8	799	70%
2016	Green Bay	16/6	30	271	9.0	22	2	604	56%
2017	Green Bay	15/1	12	160	13.3	36	1	305	29%
2018	Philadelphia	7/0	1	7	7.0	7	0	42	4%
2019	Philadelphia	1/0	0	0	---	---	0	5	1%
2020	Philadelphia	14/4	24	345	14.4	33t	2	273	24%
2021	Philadelphia	3/0	2	11	5.5	9	0	69	6%
<b>Totals</b>		<b>88/28</b>	<b>147</b>	<b>1,529</b>	<b>10.4</b>	<b>61t</b>	<b>15</b>	---	---

## PLAYOFFS

2014	Green Bay	2/0	5	48	9.6	13t	1	50	36%
2015	Green Bay	2/2	7	56	8.0	15	0	124	84%
2016	Green Bay	3/0	1	34	34.0	34t	1	67	33%
2018	Philadelphia	2/0	0	0	---	---	0	3	3%
2019	Philadelphia	1/0	0	0	---	---	0	3	4%
2021	Philadelphia	1/0	0	0	---	---	0	5	8%
<b>Totals</b>		<b>11/2</b>	<b>13</b>	<b>138</b>	<b>10.6</b>	<b>34t</b>	<b>2</b>	---	---

## ADDITIONAL STATISTICS

Rushing: 1-11 - 2015 (1-11) Fumble Recoveries: 2 - 2014 (1), 2015 (1)

Special Teams Tackles: 3 - 2020 (2), 2021 (1)

## CAREER HIGHS

Receptions	8	12/3/15 at Det.
Receiving Yards	146	12/3/15 at Det.
Receiving Long	61t	12/3/15 at Det.
Receiving TDs	2	11/8/15 at Car.



## CAREER HIGHLIGHTS

- ▶ Set a single-game, regular-season record for receiving yards (146) by a Packers TE at Det. (12/3/15), highlighted by his game-winning 61-yard TD on a Hail Mary pass from **Aaron Rodgers** on the final play ... The Hail Mary was the 2nd-longest come-from-behind, game-ending TD from scrimmage in the fourth quarter in NFL history, behind Lions QB **Earl Morrall's** 65-yard TD pass to TE **Jim Gibbons** on 12/4/60

## BIRDSEED

- ▶ His father, Richard Sr., is currently the assistant DBs coach for the Washington Commanders ... Richard Sr. was a two-time All-Pacific-10 selection as a DB at California, where he was involved in "The Play" against Stanford in 1982, making the last of five laterals ... Richard Sr. went on to play three years (1987-88, '92) in the Arena Football League
- ▶ His uncle, **Gill Byrd**, played 10 seasons with the San Diego Chargers from 1983-92 ... Gill also spent 15 years coaching in the NFL ... Rodgers' cousin, **Jairus Byrd**, played safety in the NFL from 2009-17
- ▶ His grandfather, Clyde Mashore, played pro baseball from 1969-73 ... His uncle, Damon Mashore, played three MLB seasons (1996-98)

## 2021 SEASON - EAGLES

- ▶ Hauled in 2 passes for 11 yards over 69 offensive snaps

## 2020 SEASON - EAGLES

- ▶ Logged 24 receptions for 345 yards (14.4 avg.) and 2 TDs ... His 345 receiving yards were his most in a season since 2015
- ▶ During Weeks 7-12, led all NFL TEs with a 16.4 receiving average (15 receptions, 246 yards, 2 TDs) ... Also ranked 8th among NFL TEs with 246 receiving yards in that span

## 2019 SEASON - EAGLES

- ▶ Appeared in 1 regular-season game and 1 playoff contest

## 2018 SEASON - EAGLES

- ▶ Saw action in 7 games primarily on special teams after missing the first 9 games of the regular season due to injury

## 2017 SEASON - PACKERS

- ▶ Caught 12 passes for 160 yards (13.3 avg.) and 1 TD
- ▶ Posted a season-high 4 receptions for 77 yards (19.3 avg.) and 1 TD at Car. (12/17/17) ... His 19.3 yards per reception were a career high ... Became the first Green Bay TE with 75+ yards in a game on 4-or-fewer receptions since **Jermichael Finley** on 10/13/13 at Baltimore

## 2016 SEASON - PACKERS

- ▶ Produced 30 catches for 271 yards and 2 TDs in the regular season and added a 34-yard receiving TD in the playoffs

## 2015 SEASON - PACKERS

- ▶ Ranked 5th among NFL TEs with a career-high 8 TDs (tied for 5th-most by a TE in Packers history), trailing only **Tyler Eifert** (13), **Rob Gronkowski** (11), **Jordan Reed** (11) and **Gary Barnidge** (9)



2021 GAME-BY-GAME STATISTICS (PHI)										
Date	Opp	GP/S	Rec	Yds	Avg	Lg	TD	Snaps	Pct	
Sep 12	at Atl	NOT ON NFL ROSTER								
Sep 19	SF	NOT ON NFL ROSTER								
Sep 27	at Dal	L	---	EAGLES PRACTICE SQUAD						
Oct 3	KC	NOT ON NFL ROSTER								
Oct 10	at Car	NOT ON NFL ROSTER								
Oct 14	TB	NOT ON NFL ROSTER								
Oct 24	at LV	L	1/0	0	0	---	--	0	7	10%
Oct 31	at Det	W	1/0	0	0	---	--	0	24	37%
Nov 7	LAC	L	---	EAGLES PRACTICE SQUAD						
Nov 14	at Den	W	---	EAGLES PRACTICE SQUAD						
Nov 21	NO	W	---	EAGLES PRACTICE SQUAD						
Nov 28	at NYG	L	---	EAGLES PRACTICE SQUAD						
Dec 5	at NYJ	W	---	EAGLES PRACTICE SQUAD						
Dec 21	Was	W	---	EAGLES PRACTICE SQUAD						
Dec 26	NYG	W	---	EAGLES PRACTICE SQUAD						
Jan 2	at Was	W	---	EAGLES PRACTICE SQUAD						
Jan 8	Dal	L	1/0	2	11	5.5	9	0	38	51%
<b>Totals</b>		<b>3/0</b>	<b>2</b>	<b>11</b>	<b>5.5</b>	<b>9</b>	<b>0</b>	<b>69</b>	<b>6%</b>	
PLAYOFFS										
Jan 16	at TB	L	1/0	0	0	---	--	0	5	8%
<b>Totals</b>		<b>1/0</b>	<b>0</b>	<b>0</b>	<b>---</b>	<b>--</b>	<b>0</b>	<b>5</b>	<b>8%</b>	

**Nicknames:** Biggie ... **Hobbies:** Video games and basketball ... **Bucket list:** Travel to Hawaii ... **Biggest influence:** His dad and high school basketball coach ... **Favorite TV show:** Atlanta

- ▶ Became the fourth TE in team history to post 55+ receptions (58) in a single season, joining **Paul Coffman**, **Jermichael Finley** and **Jackie Harris** ... One of only four NFL TEs with 55+ receptions (58), 500+ receiving yards (510) and 8+ TDs (8), joining Gronkowski, Reed and Barnidge
- ▶ Set a single-game, regular-season record for receiving yards (146) by a Packers TE at Det. (12/3/15), highlighted by his game-winning 61-yard TD on a Hail Mary pass from **Aaron Rodgers** on the final play ... The Hail Mary was the 2nd-longest come-from-behind, game-ending TD from scrimmage in the fourth quarter in NFL history, behind Lions QB **Earl Morrall's** 65-yard TD pass to TE **Jim Gibbons** on 12/4/60

**2014 SEASON - PACKERS**

- ▶ Recorded 20 catches for 225 yards and 2 TDs ... Became the first Packers rookie TE to play in all 16 games since **Bubba Franks** in 2000
- ▶ Posted 5 receptions for 48 yards and 1 TD in the playoffs

**COLLEGE HIGHLIGHTS**

- ▶ Appeared in 35 career games (11 starts) at California and finished with 59 receptions for 896 yards (15.2 avg.) and 2 TDs ... Played TE for his first two seasons before moving to inside receiver in 2013

**PERSONAL**

- ▶ Attended St. John's (MA) High School, where he was selected a *Prep Star* All-American after leading all Massachusetts Division C-1 players in receiving (65 receptions for 1,064 yards and 16 TDs) and sacks (8.0) as a senior in 2010 ... Named the Defensive MVP of the Division IA Conference following his junior season in 2009 ... Also played basketball and averaged 14.5 points per game as a junior

2020 GAME-BY-GAME STATISTICS (PHI)										
Date	Opp	GP/S	Rec	Yds	Avg	Lg	TD	Snaps	Pct	
Sep 13	at Was	L	1/0	0	0	---	--	0	2	3%
Sep 20	LAR	L	1/0	0	0	---	--	0	0	0%
Sep 27	Cin	T	1/0	2	15	7.5	12	0	33	36%
Oct 4	at SF	W	1/1	3	35	11.7	23	0	22	35%
Oct 11	at Pit	L	1/0	1	18	18.0	18	0	19	32%
Oct 18	Bal	L	1/0	3	31	10.3	16	0	43	60%
Oct 22	NYG	W	1/1	6	85	14.2	30	0	69	85%
Nov 1	Dal	W	1/0	0	0	---	--	0	16	25%
Nov 15	at NYG	L	1/0	4	60	15.0	22	0	21	31%
Nov 22	at Cle	L	1/1	2	48	24.0	29	1	22	32%
Nov 30	Sea	L	1/1	3	53	17.7	33t	1	22	31%
Dec 6	at GB	L	1/0	0	0	---	--	0	3	5%
Dec 13	NO	W	1/0	0	0	---	--	0	1	1%
Dec 20	at Ari	L	1/0	0	0	---	--	0	0	0%
Dec 27	at Dal	L	0/0	INACTIVE						
Jan 3	Was	L	0/0	INACTIVE						
<b>Totals</b>		<b>14/4</b>	<b>24</b>	<b>345</b>	<b>14.4</b>	<b>33t</b>	<b>2</b>	<b>273</b>	<b>24%</b>	



**TRANSACTIONS**

- ▶ **2014** - Drafted by GB in 3rd round (98th overall) ... **4/4/18** - Agreed to terms with PHI on 1-year contract ... **9/4/18** - Placed on Reserve/Injured ... **11/16/18** - Activated from Reserve/Injured ... **3/28/19** - Signed by PHI to 2-year contract ... **8/30/19** - Placed on Reserve/Injured ... **9/11/19** - Released by PHI with injury settlement ... **12/24/19** - Signed by PHI ... **3/30/20** - Signed by WAS ... **9/5/20** - Released by WAS ... **9/8/20** - Signed by PHI ... **6/11/21** - Signed by PHI ... **8/31/21** - Waived by PHI ... **9/21/21** - Signed by PHI to practice squad ... **9/28/21** - Released by PHI from practice squad ... **10/20/21** - Signed by PHI to practice squad ... **10/23/21** - Elevated by PHI from practice squad for Week 7 at Las Vegas ... **10/30/21** - Elevated by PHI from practice squad for Week 8 at Detroit ... **1/8/22** - Elevated by PHI from practice squad as COVID-19 replacement for Week 18 vs. Dallas ... **1/15/22** - Signed by PHI to active roster from practice squad



2019 GAME-BY-GAME STATISTICS (PHI)											
Date	Opp		GP/S	Rec	Yds	Avg	Lg	TD	Snaps	Pct	
Sep 8	Was	W	0/0	RESERVE/INJURED							
RELEASED FROM RESERVE/INJURED WITH INJURY SETTLEMENT											
NOT ON NFL ROSTER											
NOT ON NFL ROSTER											
NOT ON NFL ROSTER											
NOT ON NFL ROSTER											
NOT ON NFL ROSTER											
NOT ON NFL ROSTER											
NOT ON NFL ROSTER											
NOT ON NFL ROSTER											
NOT ON NFL ROSTER											
NOT ON NFL ROSTER											
NOT ON NFL ROSTER											
NOT ON NFL ROSTER											
NOT ON NFL ROSTER											
NOT ON NFL ROSTER											
NOT ON NFL ROSTER											
NOT ON NFL ROSTER											
NOT ON NFL ROSTER											
NOT ON NFL ROSTER											
SIGNED BY EAGLES (12/24/19)											
Dec 29	at NYG	W	1/0	0	0	---	--	0	5	1%	
<b>Totals</b>			<b>1/0</b>	<b>0</b>	<b>0</b>	<b>---</b>	<b>--</b>	<b>0</b>	<b>5</b>	<b>1%</b>	
PLAYOFFS											
Jan 5	Sea	L	1/0	0	0	---	--	0	3	4%	
<b>Totals</b>			<b>1/0</b>	<b>0</b>	<b>0</b>	<b>---</b>	<b>--</b>	<b>0</b>	<b>3</b>	<b>4%</b>	

2017 GAME-BY-GAME STATISTICS (GB)											
Date	Opp		GP/S	Rec	Yds	Avg	Lg	TD	Snaps	Pct	
Sep 10	Sea	W	1/0	0	0	---	--	0	5	6%	
Sep 17	at Atl	L	1/0	2	22	11.0	14	0	10	13%	
Sep 24	Cin	W	1/0	0	0	---	--	0	10	14%	
Sep 28	Chi	W	1/0	0	0	---	--	0	10	18%	
Oct 8	at Dal	W	1/0	1	16	16.0	16	0	6	10%	
Oct 15	at Min	L	1/0	0	0	---	--	0	11	17%	
Oct 22	NO	L	1/0	0	0	---	--	0	6	11%	
Nov 6	Det	L	1/0	1	5	5.0	5	0	33	56%	
Nov 12	at Chi	W	1/0	1	8	8.0	8	0	32	49%	
Nov 19	Bal	L	1/0	1	3	3.0	3	0	37	54%	
Nov 26	at Pit	L	1/0	1	25	25.0	25	0	37	67%	
Dec 3	TB	W	1/0	1	4	4.0	4	0	29	53%	
Dec 10	at Cle	W	1/0	0	0	---	--	0	40	53%	
Dec 17	at Car	L	1/1	4	77	19.3	36	1	37	54%	
Dec 23	Min	L	1/0	0	0	---	--	0	2	3%	
Dec 31	at Det	L	0/0	INACTIVE							
<b>Totals</b>			<b>15/1</b>	<b>12</b>	<b>160</b>	<b>13.3</b>	<b>36</b>	<b>1</b>	<b>305</b>	<b>29%</b>	

2018 GAME-BY-GAME STATISTICS (PHI)											
Date	Opp		GP/S	Rec	Yds	Avg	Lg	TD	Snaps	Pct	
Sep 6	Atl	W	0/0	RESERVE/INJURED							
Sep 16	at TB	L	0/0	RESERVE/INJURED							
Sep 23	Ind	W	0/0	RESERVE/INJURED							
Sep 30	at Ten	L	0/0	RESERVE/INJURED							
Oct 7	Min	L	0/0	RESERVE/INJURED							
Oct 11	at NYG	W	0/0	RESERVE/INJURED							
Oct 21	Car	L	0/0	RESERVE/INJURED							
Oct 28	at Jax	W	0/0	RESERVE/INJURED							
Nov 11	Dal	L	0/0	RESERVE/INJURED							
Nov 18	at NO	L	1/0	0	0	---	--	0	0	0%	
Nov 25	NYG	W	1/0	0	0	---	--	0	8	12%	
Dec 3	Was	W	1/0	0	0	---	--	0	10	13%	
Dec 9	at Dal	L	1/0	0	0	---	--	0	2	4%	
Dec 16	at LAR	W	1/0	0	0	---	--	0	4	6%	
Dec 23	Hou	W	1/0	1	7	7.0	7	0	13	16%	
Dec 30	at Was	W	1/0	0	0	---	--	0	5	7%	
<b>Totals</b>			<b>7/0</b>	<b>1</b>	<b>7</b>	<b>7.0</b>	<b>7</b>	<b>0</b>	<b>42</b>	<b>4%</b>	
PLAYOFFS											
Jan 6	at Chi	W	1/0	0	0	---	--	0	1	1%	
Jan 13	at NO	L	1/0	0	0	---	--	0	2	4%	
<b>Totals</b>			<b>2/0</b>	<b>0</b>	<b>0</b>	<b>---</b>	<b>--</b>	<b>0</b>	<b>3</b>	<b>3%</b>	

2016 GAME-BY-GAME STATISTICS (GB)										
Date	Opp		GP/S	Rec	Yds	Avg	Lg	TD	Snaps	Pct
Sep 11	at Jax	W	1/0	1	22	22.0	22	0	25	39%
Sep 18	at Min	L	1/0	2	25	12.5	15	0	36	51%
Sep 25	Det	W	1/1	2	9	4.5	7	1	43	80%
Oct 9	NYG	W	1/1	1	6	6.0	6	0	73	91%
Oct 16	Dal	L	1/0	2	15	7.5	12	0	47	67%
Oct 20	Chi	W	1/1	1	7	7.0	7	0	48	55%
Oct 30	at Atl	L	1/1	0	0	---	--	0	26	42%
Nov 6	Ind	L	1/0	6	64	10.7	22	0	49	71%
Nov 13	at Ten	L	1/1	4	27	6.8	12	0	65	83%
Nov 20	at Was	L	1/0	4	28	7.0	11	0	21	31%
Nov 28	at Phi	W	1/0	0	0	---	--	0	26	37%
Dec 4	Hou	W	1/0	2	16	8.0	9	0	27	47%
Dec 11	Sea	W	1/0	1	8	8.0	8	0	34	58%
Dec 18	at Chi	W	1/1	1	10	10.0	10	0	20	33%
Dec 24	Min	W	1/0	2	20	10.0	13t	1	29	49%
Jan 1	at Det	W	1/0	1	14	14.0	14	0	35	47%
<b>Totals</b>			<b>16/6</b>	<b>30</b>	<b>271</b>	<b>9.0</b>	<b>22</b>	<b>2</b>	<b>604</b>	<b>56%</b>
PLAYOFFS										
Jan 8	NYG	W	1/0	0	0	---	--	0	25	35%
Jan 15	at Dal	W	1/0	1	34	34.0	34t	1	25	37%
Jan 22	at Atl	L	1/0	0	0	---	--	0	17	25%
<b>Totals</b>			<b>3/0</b>	<b>1</b>	<b>34</b>	<b>34.0</b>	<b>34t</b>	<b>1</b>	<b>67</b>	<b>33%</b>



2015 GAME-BY-GAME STATISTICS (GB)										
Date	Opp		GP/S	Rec	Yds	Avg	Lg	TD	Snaps	Pct
Sep 13	at Chi	W	1/1	3	27	9.0	20	0	37	63%
Sep 20	Sea	W	1/1	3	23	7.7	9	1	46	65%
Sep 28	KC	W	1/1	2	15	7.5	8	0	53	70%
Oct 4	at SF	W	1/1	5	45	9.0	12	1	66	90%
Oct 11	StL	W	1/1	6	45	7.5	18	0	58	94%
Oct 18	SD	W	1/1	2	34	17.0	25	0	45	85%
Nov 1	at Den	L	1/1	2	16	8.0	11	0	51	96%
Nov 8	at Car	L	1/1	5	19	3.8	7	2	67	87%
Nov 15	Det	L	1/1	5	32	6.4	21	1	54	62%
Nov 22	at Min	W	1/1	3	7	2.3	5	0	51	66%
Nov 26	Chi	L	1/1	4	30	7.5	13	0	46	59%
Dec 3	at Det	W	1/0	8	146	18.3	61t	1	34	51%
Dec 13	Dal	W	1/0	1	3	3.0	3t	1	42	48%
Dec 20	at Oak	W	1/0	1	7	7.0	7	0	40	53%
Dec 27	at Ari	L	1/0	1	2	2.0	2	0	48	67%
Jan 3	Min	L	1/1	7	59	8.4	18	1	61	77%
<b>Totals</b>			<b>16/12</b>	<b>58</b>	<b>510</b>	<b>8.8</b>	<b>61t</b>	<b>8</b>	<b>799</b>	<b>70%</b>
PLAYOFFS										
Jan 10	at Was	W	1/1	2	11	5.5	6	0	66	88%
Jan 16	at Ari	L	1/1	5	45	9.0	15	0	58	79%
<b>Totals</b>			<b>2/2</b>	<b>7</b>	<b>56</b>	<b>8.0</b>	<b>15</b>	<b>0</b>	<b>124</b>	<b>84%</b>

2014 GAME-BY-GAME STATISTICS (GB)										
Date	Opp		GP/S	Rec	Yds	Avg	Lg	TD	Snaps	Pct
Sep 4	at Sea	L	1/1	0	0	---	--	0	20	32%
Sep 14	NYJ	W	1/1	0	0	---	--	0	34	48%
Sep 21	at Det	L	1/1	0	0	---	--	0	11	21%
Sep 28	at Chi	W	1/1	2	52	26.0	43	0	22	42%
Oct 2	Min	W	1/0	0	0	---	--	0	19	35%
Oct 12	at Mia	W	1/0	0	0	---	--	0	34	43%
Oct 19	Car	W	1/0	1	1	1.0	1	0	32	55%
Oct 26	at NO	L	1/0	4	58	14.5	22	0	34	50%
Nov 9	Chi	W	1/1	2	6	3.0	4	0	52	78%
Nov 16	Phi	W	1/0	1	19	19.0	19	0	44	65%
Nov 23	at Min	W	1/0	1	1	1.0	1t	1	30	46%
Nov 30	NE	W	1/0	2	35	17.5	32t	1	29	40%
Dec 8	Atl	W	1/0	0	0	---	--	0	34	50%
Dec 14	at Buf	L	1/0	0	0	---	--	0	19	27%
Dec 21	at TB	W	1/0	2	13	6.5	8	0	35	47%
Dec 28	Det	W	1/0	5	40	8.0	18	0	31	47%
<b>Totals</b>			<b>16/5</b>	<b>20</b>	<b>225</b>	<b>11.3</b>	<b>43</b>	<b>2</b>	<b>480</b>	<b>46%</b>
PLAYOFFS										
Jan 11	Dal	W	1/0	1	13	13.0	13t	1	21	31%
Jan 18	at Sea	L	1/0	4	35	8.8	12	0	29	42%
<b>Totals</b>			<b>2/0</b>	<b>5</b>	<b>48</b>	<b>9.6</b>	<b>13t</b>	<b>1</b>	<b>50</b>	<b>36%</b>



# MILES SANDERS

## RUNNING BACK | 26



**Height:** 5-11 **Weight:** 211 **DOB:** May 1, 1997 (Age 25)  
**NFL Experience:** 4th Year (4th with Eagles) **Draft:** D2a-19 (53rd overall) by PHI  
**College:** Penn State **Hometown (HS):** Pittsburgh, PA (Woodland Hills)

ALL-ROOKIE: 2019

### CAREER STATISTICS

Year	Team	GP/S	RUSHING					RECEIVING					OFF SNAPS		
			Att	Yds	Avg	Lg	TD	Rec	Yds	Avg	Lg	TD	TYS	No	Pct
2019	Philadelphia	16/11	179	818	4.6	65t	3	50	509	10.2	45	3	1,327	626	53%
2020	Philadelphia	12/11	164	867	5.3	82t	6	28	197	7.0	28	0	1,064	602	53%
2021	Philadelphia	12/12	137	754	5.5	38	0	26	158	6.1	25	0	912	426	38%
<b>Totals</b>		<b>40/34</b>	<b>480</b>	<b>2,439</b>	<b>5.1</b>	<b>82t</b>	<b>9</b>	<b>104</b>	<b>864</b>	<b>8.3</b>	<b>45</b>	<b>3</b>	<b>3,303</b>	---	---

### PLAYOFFS

2019	Philadelphia	1/1	14	69	4.9	18	0	3	8	2.7	7	0	77	49	71%
2021	Philadelphia	1/1	7	16	2.3	14	0	3	12	4.0	6	0	28	22	33%
<b>Totals</b>		<b>2/2</b>	<b>21</b>	<b>85</b>	<b>4.0</b>	<b>18</b>	<b>0</b>	<b>6</b>	<b>20</b>	<b>3.3</b>	<b>7</b>	<b>0</b>	<b>105</b>	---	---

### ADDITIONAL STATISTICS

**Fumbles/Lost:** 7/4 - 2019 (2/1), 2020 (4/2), 2021 (1/1) **Fumble Recoveries:** 1 - 2020 (1) **Kickoff Returns:** 14-314 - 2019 (14-314)

### CAREER HIGHS

<b>Rush Attempts</b>	24	12/5/21 at NYJ
<b>Rushing Yards</b>	131	12/21/21 vs. Was.
<b>Rushing Long</b>	82t	12/13/20 vs. NO
<b>Rushing TDs</b>	2	2x, last: 12/13/20 vs. NO
<b>Receptions</b>	6	12/15/19 at Was.
<b>Receiving Yards</b>	86	10/13/19 at Min.
<b>Receiving Long</b>	45	10/13/19 at Min.
<b>Receiving TDs</b>	1	3x, last: 12/15/19 at Was.
<b>Scrimmage Yards</b>	172	12/15/19 at Was.
<b>Offensive TDs</b>	2	3x, last: 12/13/20 vs. NO

**First job:** Sbarro pizzeria ... **Bucket list:** Skydiving ... **Surprisingly good at:** Drawing ... **Favorite meal:** Chicken alfredo ... **Favorite athletes growing up:** Barry Sanders, LeBron James and Kobe Bryant ... **Moment left starstruck:** Meeting Hines Ward



### CAREER HIGHLIGHTS

- ▶ Named to the PFWA **All-Rookie** Team after leading his class with franchise rookie records in all-purpose yards (1,641) and scrimmage yards (1,327) in 2019 ... Surpassed **LeSean McCoy** in 2009 (637) for the most rushing yards (818) in Eagles rookie history

### BIRDSEED

- ▶ Organizes the Miles Sanders Youth Football Camp in his hometown of Pittsburgh, PA ... The motivation behind starting his own camp was to give kids a chance to stay off the streets by using sports as an outlet for their futures ... A native of Pittsburgh's Wilkinsburg borough, he witnessed numerous friends make wrong decisions and become victims of their surroundings ... Sanders' mother always took him to Steelers training camp practices and would sign him up for free camps hosted by **Jerome Bettis**, **Troy Polamalu**, and **Hines Ward**
- ▶ Is the son of Marlene Sanders, who raised Miles and his two brothers, Brian and Kobe, as a single mother ... Marlene is a Jamaica native who emigrated to the United States when she was a teenager
- ▶ Claims he is not the most famous person in his family ... His younger brother, Kobe, is a fashion designer, model, and graphic designer who has worked for brands such as Louis Vuitton, Prada, Yeezy, and Converse ... His older brother, Brian, is a music producer who is currently signed with Wiz Khalifa's label, Taylor Gang, in Pittsburgh
- ▶ His nickname, 'Boobie,' was given to him by an assistant coach in high school because of his physical resemblance to Derek Luke, the actor who played Boobie Miles in the *Friday Night Lights* movie
- ▶ Has represented the Pittsburgh Boys & Girls Club through the league's *My Cause My Cleats* campaign to support its programs in promoting youth development and ending gun violence

### NOTES TO KNOW

- ▶ Ranks 3rd among NFL RBs in rushing average (5.08) since 2019, behind **Nick Chubb** (5.34) and **Jonathan Taylor** (5.28) (min. 300 attempts)





2021 GAME-BY-GAME STATISTICS (PHI)

Date	Opp	GP/S	RUSHING					RECEIVING					OFF SNAPS			
			Att	Yds	Avg	Lg	TD	Rec	Yds	Avg	Lg	TD	TYS	No	Pct	
Sep 12	at Atl	W	1/1	15	74	4.9	23	0	4	39	9.8	25	0	113	47	66%
Sep 19	SF	L	1/1	13	55	4.2	10	0	1	4	4.0	4	0	59	39	67%
Sep 27	at Dal	L	1/1	2	27	13.5	24	0	3	28	9.3	19	0	55	35	60%
Oct 3	KC	L	1/1	7	13	1.9	5	0	3	34	11.3	18	0	47	47	64%
Oct 10	at Car	W	1/1	11	45	4.1	18	0	5	6	1.2	6	0	51	50	75%
Oct 14	TB	L	1/1	9	56	6.2	23	0	2	10	5.0	6	0	66	43	83%
Oct 24	at LV	L	1/1	6	30	5.0	9	0	1	-3	-3.0	-3	0	27	12	17%
Oct 31	at Det	W	0/0	RESERVE/INJURED												
Nov 7	LAC	L	0/0	RESERVE/INJURED												
Nov 14	at Den	W	0/0	RESERVE/INJURED												
Nov 21	NO	W	1/1	16	94	5.9	25	0	0	0	---	--	0	94	36	46%
Nov 28	at NYG	L	1/1	9	64	7.1	27	0	1	0	0.0	0	0	64	22	33%
Dec 5	at NYJ	W	1/1	24	120	5.0	34	0	3	22	7.3	12	0	142	41	58%
Dec 21	Was	W	1/1	18	131	7.3	38	0	2	15	7.5	16	0	146	35	49%
Dec 26	NYG	W	1/1	7	45	6.4	15	0	1	3	3.0	3	0	48	19	30%
Jan 2	at Was	W	0/0	INACTIVE												
Jan 8	Dal	L	0/0	INACTIVE												
<b>Totals</b>			<b>12/12</b>	<b>137</b>	<b>754</b>	<b>5.5</b>	<b>38</b>	<b>0</b>	<b>26</b>	<b>158</b>	<b>6.1</b>	<b>25</b>	<b>0</b>	<b>912</b>	<b>426</b>	<b>38%</b>

PLAYOFFS

Jan 16	at TB	L	1/1	7	16	2.3	14	0	3	12	4.0	6	0	28	22	33%
<b>Totals</b>			<b>1/1</b>	<b>7</b>	<b>16</b>	<b>2.3</b>	<b>14</b>	<b>0</b>	<b>3</b>	<b>12</b>	<b>4.0</b>	<b>6</b>	<b>0</b>	<b>28</b>	<b>22</b>	<b>33%</b>

100+ RUSHING YARD GAMES (5)

Date	Opponent	Yds
12/21/21	vs. Washington (W, 27-17)	131
12/15/19	at Washington (W, 37-27)	122
12/5/21	at New York Jets (W, 33-18)	120
10/18/20	vs. Baltimore Ravens (L, 28-30)	118
12/13/20	vs. New Orleans Saints (W, 24-21)	115

MULTI-TOUCHDOWN GAMES (3)

Date	Opponent	TD
12/13/20	vs. New Orleans Saints (W, 24-21)	2
10/11/20	at Pittsburgh Steelers (L, 29-38)	2
12/15/19	at Washington (W, 37-27)	2



- ▶ Has produced the 4th-most scrimmage yards per touch (5.66) among NFL RBs since 2019, trailing only **Austin Ekeler** (6.03), **Christian McCaffrey** (5.77) and **Jonathan Taylor** (5.69) (min. 300 touches)
- ▶ Is one of only three players in franchise history to record 900+ scrimmage yards in each of their first three NFL seasons, joining **LeSean McCoy** (2009-11) and **DeSean Jackson** (2008-10)

2021 SEASON - EAGLES

- ▶ Posted a career-best 5.50 rushing average after totaling 754 yards on 137 carries ... Ranked 3rd among NFL RBs in yards per attempt, trailing only **Tony Pollard** (5.53) and **Nick Chubb** (5.52) (min. 125 attempts) in that category ... Also added 26 receptions for 158 yards
- ▶ Recorded a career-high 131 rushing yards in the 27-17 win vs. Was. (12/21/21) ... Became the first Eagle to rush for 100+ yards in consecutive games since **LeSean McCoy** from 11/23/14-11/27/14

2020 SEASON - EAGLES

- ▶ Totaled career highs in both rushing yards (867) and rushing TDs (6) ... Ranked 4th in the NFL in yards per attempt (5.3), behind **Nick Chubb** (5.6), **Aaron Jones** (5.5) and **Derrick Henry** (5.4) (min. 150 attempts)
- ▶ Became the first player in Eagles history to record multiple 70+ yard rushing TDs in a single season ... Also became the first NFL RB with 3 rushing plays of 70+ yards in the a season since 2012, when **Jamaal Charles**, **Chris Johnson** and **Adrian Peterson** each did so
- ▶ Registered 115 yards and a career-high-tying 2 TDs in the win vs. NO (12/13/20) ... Rushed for an 82-yard TD, marking the team's longest rushing play since **Brian Mitchell's** 85-yard TD on 10/1/00 vs. Atlanta
- ▶ Posted the 2nd-highest single-game rushing total (118 yards) of his career vs. Bal. (10/18/20), including a 74-yard run ... Marked his second consecutive game with a 70+ yard run (also posted a 74-yard rushing score in a multi-TD performance on 10/11/20 at Pittsburgh)



2020 GAME-BY-GAME STATISTICS (PHI)																
Date	Opp	GP/S	RUSHING					RECEIVING					OFF SNAPS			
			Att	Yds	Avg	Lg	TD	Rec	Yds	Avg	Lg	TD	TYS	No	Pct	
Sep 13	at Was	L	0/0	INACTIVE												
Sep 20	LAR	L	1/1	20	95	4.8	15	1	3	36	12.0	22	0	131	55	77%
Sep 27	Cin	T	1/1	18	95	5.3	19	0	4	12	3.0	7	0	107	71	78%
Oct 4	at SF	W	1/1	13	46	3.5	9	0	2	30	15.0	28	0	76	48	77%
Oct 11	at Pit	L	1/1	11	80	7.3	74t	2	2	19	9.5	11	0	99	50	85%
Oct 18	Bal	L	1/1	9	118	13.1	74	0	1	-6	-6.0	-6	0	112	29	40%
Oct 22	NYG	W	0/0	INACTIVE												
Nov 1	Dal	W	0/0	INACTIVE												
Nov 15	at NYG	L	1/1	15	85	5.7	14	0	2	10	5.0	9	0	95	48	72%
Nov 22	at Cle	L	1/1	16	66	4.1	11	0	3	15	5.0	9	0	81	41	60%
Nov 30	Sea	L	1/1	6	15	2.5	8	0	2	7	3.5	5	0	22	43	61%
Dec 6	at GB	L	1/1	10	31	3.1	8	0	0	0	---	--	0	31	35	56%
Dec 13	NO	W	1/1	14	115	8.2	82t	2	4	21	5.3	9	0	136	56	81%
Dec 20	at Ari	L	1/1	17	64	3.8	10	0	1	26	26.0	26	0	90	69	83%
Dec 27	at Dal	L	1/0	15	57	3.8	7	1	4	27	6.8	9	0	84	57	78%
Jan 3	Was	L	0/0	INACTIVE												
<b>Totals</b>			<b>12/11</b>	<b>164</b>	<b>867</b>	<b>5.3</b>	<b>82t</b>	<b>6</b>	<b>28</b>	<b>197</b>	<b>7.0</b>	<b>28</b>	<b>0</b>	<b>1,064</b>	<b>602</b>	<b>53%</b>



**2019 SEASON - EAGLES**

- ▶ Voted to the PFWA **All-Rookie** Team after producing franchise rookie records in all-purpose yards (1,641) and scrimmage yards (1,327) ... Also set a new Eagles rookie record for rushing yards (818)
- ▶ Became just the seventh player in NFL history to total 800+ rushing yards and 500+ receiving yards in their debut season, joining **Saquon Barkley** (2018), **Edgerrin James** (1999), **Marshall Faulk** (1994), **Billy Sims** (1980), **Gale Sayers** (1965) and **Abner Haynes** (1960)
- ▶ Ranked 3rd among NFL RBs in scrimmage yards per touch (5.8), trailing only **Austin Ekeler** (6.9) and **Christian McCaffrey** (5.9) (min. 200 touches) ... Tied for the 4th-most plays of 20+ yards (13) among NFL RBs, behind **Nick Chubb** (15), Barkley (14) and **Dalvin Cook** (14)
- ▶ Registered 150+ scrimmage yards in back-to-back games on 12/15/19 at Washington (172) and 12/22/19 vs. Dallas (156) ... His 172 scrimmage yards at Washington marked the highest total of his career

**COLLEGE HIGHLIGHTS**

- ▶ Rushed for 1,649 yards (25th in program history) and 12 TDs on 276 attempts (6.0 avg.) in 38 career games at Penn State ... Also registered 32 receptions for 192 yards and 1 TD with the Nittany Lions
- ▶ Earned All-Big Ten honors following his junior season in 2018, when he ranked 2nd in the conference with a career-high 1,274 rushing yards ... Rushed for 9 TDs and caught 24 passes for 139 yards

**PERSONAL**

- ▶ Attended Woodland Hills (PA) High School, where he was tabbed first-team PIAA Class AAA All-State in 2014 and 2015 ... Helped lead the school to 39 victories during his career, finishing with 4,573 yards (5th in WPIAL Class AAA history) and 59 TDs ... Also ran track, competing in the 100m, 200m and 4x100m events

**TRANSACTIONS**

- ▶ **2019** - Drafted by PHI in 2nd round (53rd overall) ... **10/30/21** - Placed on Reserve/Injured ... **11/20/21** - Activated from Reserve/Injured



2019 GAME-BY-GAME STATISTICS (PHI)

				RUSHING					RECEIVING					OFF SNAPS		
Date	Opp		GP/S	Att	Yds	Avg	Lg	TD	Rec	Yds	Avg	Lg	TD	TYS	No	Pct
Sep 8	Was	W	1/0	11	25	2.3	19	0	1	2	2.0	2	0	27	36	49%
Sep 15	at Atl	L	1/1	10	28	2.8	5	0	3	9	3.0	7	0	37	35	43%
Sep 22	Det	L	1/1	13	53	4.1	14	0	2	73	36.5	40	0	126	26	34%
Sep 26	at GB	W	1/1	11	72	6.5	30	0	0	0	---	--	0	72	22	36%
Oct 6	NYJ	W	1/1	9	15	1.7	8	0	4	49	12.3	36	0	64	29	43%
Oct 13	at Min	L	1/0	3	6	2.0	3	0	3	86	28.7	45	1	92	19	29%
Oct 20	at Dal	L	1/0	6	21	3.5	7	0	3	11	3.7	5	0	32	33	54%
Oct 27	at Buf	W	1/0	3	74	24.7	65t	1	3	44	14.7	25	0	118	13	18%
Nov 3	Chi	W	1/0	10	42	4.2	11	0	3	31	10.3	19	0	73	36	41%
Nov 17	NE	L	1/1	11	38	3.5	7	0	2	9	4.5	5	0	47	64	85%
Nov 24	Sea	L	1/1	12	63	5.3	14	0	3	23	7.7	9	0	86	64	84%
Dec 1	at Mia	L	1/1	17	83	4.9	13	0	5	22	4.4	15t	1	105	62	87%
Dec 9	NYG	W	1/1	15	45	3.0	10	0	4	24	6.0	11	0	69	50	56%
Dec 15	at Was	W	1/1	19	122	6.4	56	1	6	50	8.3	18	1	172	55	71%
Dec 22	Dal	W	1/1	20	79	4.0	38	1	5	77	15.4	29	0	156	59	82%
Dec 29	at NYG	W	1/1	9	52	5.8	21	0	3	-1	-0.3	4	0	51	23	31%
<b>Totals</b>			<b>16/11</b>	<b>179</b>	<b>818</b>	<b>4.6</b>	<b>65t</b>	<b>3</b>	<b>50</b>	<b>509</b>	<b>10.2</b>	<b>45</b>	<b>3</b>	<b>1,327</b>	<b>626</b>	<b>53%</b>
PLAYOFFS																
Jan 5	Sea	L	1/1	14	69	4.9	18	0	3	8	2.7	7	0	77	49	71%
<b>Totals</b>			<b>1/1</b>	<b>14</b>	<b>69</b>	<b>4.9</b>	<b>18</b>	<b>0</b>	<b>3</b>	<b>8</b>	<b>2.7</b>	<b>7</b>	<b>0</b>	<b>77</b>	<b>49</b>	<b>71%</b>



# BOSTON SCOTT

## RUNNING BACK | 35



**Height:** 5-6 **Weight:** 203 **DOB:** April 27, 1995 (Age 27)  
**NFL Experience:** 4th Year (4th with Eagles) **Draft:** D6b-18 (201st overall) by NO **Acquired:** PS-NO-18  
**College:** Louisiana Tech **Hometown (HS):** Zachary, LA (Zachary)

### CAREER STATISTICS

Year	Team	GP/S	RUSHING					RECEIVING					OFF SNAPS		
			Att	Yds	Avg	Lg	TD	Rec	Yds	Avg	Lg	TD	TYS	No	Pct
2018	Philadelphia	2/0	0	0	---	--	0	0	0	---	--	0	0	0	0%
2019	Philadelphia	11/2	61	245	4.0	25	5	24	204	8.5	39	0	449	187	16%
2020	Philadelphia	16/4	80	374	4.7	56t	1	25	212	8.5	18t	1	586	483	43%
2021	Philadelphia	16/4	87	373	4.3	23	7	13	83	6.4	19	0	456	219	20%
<b>Totals</b>		<b>45/10</b>	<b>228</b>	<b>992</b>	<b>4.4</b>	<b>56t</b>	<b>13</b>	<b>62</b>	<b>499</b>	<b>8.0</b>	<b>39</b>	<b>1</b>	<b>1,491</b>	<b>---</b>	<b>---</b>

### PLAYOFFS

2018	Philadelphia	2/0	0	0	---	--	0	0	0	---	--	0	0	3	3%
2019	Philadelphia	1/0	6	25	4.2	15	0	3	23	7.7	21	0	48	21	30%
2021	Philadelphia	1/0	1	34	34.0	34t	1	1	1	1.0	1	0	35	6	9%
<b>Totals</b>		<b>4/0</b>	<b>7</b>	<b>59</b>	<b>8.4</b>	<b>34t</b>	<b>1</b>	<b>4</b>	<b>24</b>	<b>6.0</b>	<b>21</b>	<b>0</b>	<b>83</b>	<b>---</b>	<b>---</b>

### ADDITIONAL STATISTICS

**Fumbles/Lost:** 7/2 - 2019 (4/1), 2020 (2/0), 2021 (1/1) **Kickoff Returns:** 43-928 - 2018 (4-96), 2019 (10-229), 2020 (28-590), 2021 (1-13) **Punt Returns:** 6-43 - 2019 (6-43)

**Postseason Kickoff Returns:** 4-78 - 2018 (3-54) 2019 (1-24) **Special Teams Tackles:** 2 - 2021 (2)

### CAREER HIGHS

<b>Rush Attempts</b>	19	12/29/19 at NYG
<b>Rushing Yards</b>	81	11/14/21 at Den.
<b>Rushing Long</b>	56t	11/15/20 at NYG
<b>Rushing TDs</b>	3	12/29/19 at NYG
<b>Receptions</b>	7	12/15/19 at Was.
<b>Receiving Yards</b>	84	12/29/19 at NYG
<b>Receiving Long</b>	39	12/29/19 at NYG
<b>Receiving TDs</b>	1	10/22/20 vs. NYG
<b>Scrimmage Yards</b>	138	12/29/19 at NYG
<b>Offensive TDs</b>	3	12/29/19 at NYG

### CAREER HIGHLIGHTS

- ▶ Became the seventh player in Eagles history to record 3 rushing TDs in a game, doing so on 12/29/19 at N.Y. Giants

### BIRDSEED

- ▶ Signed with esports vertical Dignitas to become the first two-sport NFL and Rocket League pro ... Has the status of Grand Champion in Rocket League, which puts him in the top 0.52% of players in the world
- ▶ Has represented the American Neurological Association through the NFL's *My Cause My Cleats* campaign ... Is closely tied with the association having been diagnosed with cramp-fasciculation syndrome during college ... His father also suffered a stroke that affected his speech as well as his right side ... Chose to honor the association in appreciation of what they do to encourage research and provide support

### 2021 SEASON - EAGLES

- ▶ Totaled 373 yards and career-high 7 TDs on 87 carries (4.3 avg.) along with 13 receptions for 83 yards (6.4 avg.) ... Led the NFL with an 8.0% rushing TD percentage, the highest mark by an Eagle since **Michael Vick** in 2010 (9.0%) ... Recorded the most rushing TDs in a season (7) by an Eagles RB since **Ryan Mathews** (8) in 2016
- ▶ Recorded 47 yards and 2 TDs on 14 carries (3.4 avg.) in the 20-16 win at Was. (1/2/22) ... Also added 39 yards through the air on 4 catches for a team-high 86 scrimmage yards ... Is the only Eagles RB to have multiple fourth-down rushing TDs in the same game since 1991 and is the first NFL RB to do so since **Carlos Hyde** on 9/21/17 vs. L.A. Rams
- ▶ Rushed for a career-high 81 yards on 11 carries (7.4 avg.) along with 2 catches for 24 yards in the 30-13 victory at Den. (11/14/21)





2021 GAME-BY-GAME STATISTICS (PHI)

Date	Opp	GP/S	RUSHING					RECEIVING					TYS	OFF SNAPS		
			Att	Yds	Avg	Lg	TD	Rec	Yds	Avg	Lg	TD		No	Pct	
Sep 12	at Atl	W	1/0	0	0	---	--	0	0	0	---	--	0	0	0	0%
Sep 19	SF	L	1/0	0	0	---	--	0	0	0	---	--	0	0	0	0%
Sep 27	at Dal	L	1/0	0	0	---	--	0	2	5	2.5	9	0	5	4	7%
Oct 3	KC	L	1/0	0	0	---	--	0	0	0	---	--	0	0	0	0%
Oct 10	at Car	W	1/0	0	0	---	--	0	0	0	---	--	0	0	0	0%
Oct 14	TB	L	1/0	0	0	---	--	0	0	0	---	--	0	0	0	0%
Oct 24	at LV	L	1/0	7	24	3.4	5	1	1	5	5.0	5	0	29	23	33%
Oct 31	at Det	W	1/1	12	60	5.0	19	2	0	0	---	--	0	60	29	45%
Nov 7	LAC	L	1/1	10	40	4.0	10	0	0	0	---	--	0	40	25	44%
Nov 14	at Den	W	1/1	11	81	7.4	23	0	2	24	12.0	16	0	105	20	31%
Nov 21	NO	W	1/0	6	16	2.7	5	0	2	2	1.0	4	0	18	29	37%
Nov 28	at NYG	L	1/0	15	64	4.3	12	1	2	8	4.0	6	0	72	34	51%
Dec 5	at NYJ	W	1/0	0	0	---	--	0	0	0	---	--	0	0	3	4%
Dec 21	Was	W	1/0	0	0	---	--	0	0	0	---	--	0	0	0	0%
Dec 26	NYG	W	1/0	12	41	3.4	9	1	0	0	---	--	0	41	20	32%
Jan 2	at Was	W	1/1	14	47	3.4	14	2	4	39	9.8	19	0	86	32	52%
Jan 8	Dal	L	0/0	RESERVE/COVID-19												
<b>Totals</b>			<b>16/4</b>	<b>87</b>	<b>373</b>	<b>4.3</b>	<b>23</b>	<b>7</b>	<b>13</b>	<b>83</b>	<b>6.4</b>	<b>19</b>	<b>0</b>	<b>456</b>	<b>219</b>	<b>20%</b>

PLAYOFFS

Jan 16	at TB	L	1/0	1	34	34.0	34t	1	1	1	1.0	1	0	35	6	9%
<b>Totals</b>			<b>1/0</b>	<b>1</b>	<b>34</b>	<b>34.0</b>	<b>34t</b>	<b>1</b>	<b>1</b>	<b>1</b>	<b>1.0</b>	<b>1</b>	<b>0</b>	<b>35</b>	<b>6</b>	<b>9%</b>

MULTI-TOUCHDOWN GAMES (3)

Date	Opponent	TD
12/29/19	at New York Giants (W, 34-17)	3
1/2/22	at Washington (W, 20-16)	2
10/31/21	at Detroit Lions (W, 44-6)	2

**First job:** Concessions ... **Bucket list:** Go to a Formula 1 race ... **Surprisingly good at:** "I play a lot of instruments." ... **If he could play another sport:** Soccer ... **Favorite music/artists:** "R&B, but my favorite artists are Chance the Rapper, Kendrick Lamar, J. Cole and Lil Wayne." ... **Favorite athlete growing up:** Barry Sanders ... **Favorite meal:** Shrimp fettuccine alfredo ... **Moment left starstruck:** "Seeing Keke Palmer in person."



▶ Posted 60 yards and 2 TDs in the win at Det. (10/31/21), marking his first multi-score game since his 3 TD game at NYG (12/29/19) and first-time in his career to record a TD in back-to-back games ... Scott and **Jordan Howard** became the first Eagles duo to each record multiple rushing TDs in a single game since **Leroy Harris** (2) and **Wilbert Montgomery** (2) on 9/14/80 at Minnesota

2020 SEASON - EAGLES

- ▶ Produced career highs in all-purpose yards (1,176), kickoff return yards (590), scrimmage yards (586), rushing yards (374) and receiving yards (212 – most among Eagles RBs)
- ▶ Posted a career-long 56-yard rushing TD at NYG (11/15/20)
- ▶ Rushed for a then-career-high 70 yards vs. Dal. (11/1/20)
- ▶ Caught the game-winning, 18-yard TD from **Carson Wentz** with 40 seconds remaining in the 22-21 win vs. NYG (10/22/20)

2019 SEASON - EAGLES

- ▶ Ranked 2nd on the team in rushing TDs (5), trailing only **Jordan Howard** (6) ... Also finished 3rd in all-purpose yards (721), behind **Miles Sanders** (1,641) and **Zach Ertz** (916)
- ▶ Earned **NFC Offensive Player of the Week** honors after totaling career highs in scrimmage yards (138) and rushing TDs (team-record-tying 3) in the division-clinching win at NYG (12/29/19)
- ▶ Became the seventh player in Eagles history to rush for 3 TDs in a single game, joining **LeSean McCoy** (2010, '11), **Charlie Garner** (1995), **Wilbert Montgomery** (1978, '79, '82), **Tom Sullivan** (1974), **Clarence Peaks** (1958) and **Steve Van Buren** (1945, '47, '48)

2018 SEASON - EAGLES

- ▶ Saw action primarily as a kick returner in both playoff games ... Totaled 54 yards on 3 kickoff returns (18.0 avg.)
- ▶ Made his NFL debut in the win vs. Hou. (12/23/18) ... Returned 4 kickoffs for 96 yards (24.0 avg.), including a 35-yard return



2020 GAME-BY-GAME STATISTICS (PHI)

Date	Opp	GP/S	RUSHING					RECEIVING					OFF SNAPS			
			Att	Yds	Avg	Lg	TD	Rec	Yds	Avg	Lg	TD	TYS	No	Pct	
Sep 13	at Was	L	1/1	9	35	3.9	13	0	2	19	9.5	12	0	54	38	56%
Sep 20	LAR	L	1/0	4	19	4.8	9	0	3	24	8.0	12	0	43	13	18%
Sep 27	Cin	T	1/0	3	5	1.7	4	0	0	0	---	--	0	5	13	14%
Oct 4	at SF	W	1/0	2	1	0.5	1	0	0	0	---	--	0	1	9	15%
Oct 11	at Pit	L	1/0	1	3	3.0	3	0	0	0	---	--	0	3	7	12%
Oct 18	Bal	L	1/0	2	4	2.0	5	0	2	5	2.5	4	0	9	35	49%
Oct 22	NYG	W	1/1	12	46	3.8	12	0	3	46	15.3	18t	1	92	56	69%
Nov 1	Dal	W	1/1	15	70	4.7	19	0	2	9	4.5	6	0	79	41	65%
Nov 15	at NYG	L	1/0	3	63	21.0	56t	1	1	11	11.0	11	0	74	18	27%
Nov 22	at Cle	L	1/0	5	24	4.8	9	0	3	26	8.7	14	0	50	27	40%
Nov 30	Sea	L	1/0	2	7	3.5	5	0	5	40	8.0	17	0	47	26	37%
Dec 6	at GB	L	1/0	2	9	4.5	6	0	0	0	---	--	0	9	16	26%
Dec 13	NO	W	1/0	3	6	2.0	3	0	1	11	11.0	11	0	17	15	22%
Dec 20	at Ari	L	1/0	0	0	---	--	0	1	7	7.0	7	0	7	15	18%
Dec 27	at Dal	L	1/0	2	17	8.5	12	0	0	0	---	--	0	17	8	11%
Jan 3	Was	L	1/1	15	65	4.3	20	0	2	14	7.0	9	0	79	46	68%
<b>Totals</b>			<b>16/4</b>	<b>80</b>	<b>374</b>	<b>4.7</b>	<b>56t</b>	<b>1</b>	<b>25</b>	<b>212</b>	<b>8.5</b>	<b>18t</b>	<b>1</b>	<b>586</b>	<b>483</b>	<b>43%</b>



COLLEGE HIGHLIGHTS

- ▶ Played collegiately at Louisiana Tech ... Received All-Conference USA honors after rushing for 1,047 yards and 8 TDs and totaling 20 receptions for 181 yards and 1 TD as a senior in 2017
- ▶ Appeared in all 14 games during his junior campaign in 2016, recording 70 carries for 515 yards and 6 TDs while catching 11 passes for 125 yards ... Posted a career day in the win over Rice with career highs in rushing yards (137) and TDs (3)
- ▶ Rushed 34 times for 275 yards while returning 9 kickoffs for 251 yards as a sophomore in 2015 ... Originally joined the program as a walk-on during the 2013 season

PERSONAL

- ▶ Was a three-sport athlete at Zachary (LA) High School, earning letters in football (three), soccer (four) and track (one) ... For his career, totaled more than 1,500 all-purpose yards and 1,000 rushing yards, while scoring 17 TDs and averaging 6.2 yards per carry ... Also won the state championship in powerlifting and was a member of the interact club, guitar club and band

TRANSACTIONS

- ▶ **2018** - Drafted by NO in 6th round (201st overall) ... **9/5/18** - Waived by NO ... **9/1/18** - Signed by NO to practice squad ... **12/11/18** - Signed by PHI to active roster from NO practice squad ... **8/31/19** - Waived by PHI ... **9/1/19** - Signed by PHI to practice squad ... **10/11/19** - Signed by PHI to active roster ... **4/1/21** - Signed by PHI to exclusive rights tender ... **1/3/22** - Placed on Reserve/COVID-19 ... **1/10/22** - Activated from Reserve/COVID-19 ... **3/19/22** - Agreed to terms with PHI on 1-year contract



2019 GAME-BY-GAME STATISTICS (PHI)

				RUSHING					RECEIVING					OFF SNAPS		
Date	Opp		GP/S	Att	Yds	Avg	Lg	TD	Rec	Yds	Avg	Lg	TD	TYS	No	Pct
Sep 8	Was	W	---	EAGLES PRACTICE SQUAD												
Sep 15	at Atl	L	---	EAGLES PRACTICE SQUAD												
Sep 22	Det	L	---	EAGLES PRACTICE SQUAD												
Sep 26	at GB	W	---	EAGLES PRACTICE SQUAD												
Oct 6	NYJ	W	---	EAGLES PRACTICE SQUAD												
Oct 13	at Min	L	1/0	4	30	7.5	15	0	0	0	---	--	0	30	4	6%
Oct 20	at Dal	L	1/0	7	32	4.6	14	0	1	5	5.0	5	0	37	8	13%
Oct 27	at Buf	W	1/0	5	6	1.2	5	1	0	0	---	--	0	6	9	12%
Nov 3	Chi	W	1/0	0	0	---	--	0	0	0	---	--	0	0	0	0%
Nov 17	NE	L	1/1	7	26	3.7	12	0	0	0	---	--	0	26	14	19%
Nov 24	Sea	L	1/0	0	0	---	--	0	0	0	---	--	0	0	3	4%
Dec 1	at Mia	L	1/0	0	0	---	--	0	0	0	---	--	0	0	0	0%
Dec 9	NYG	W	1/1	10	59	5.9	25	1	6	69	11.5	17	0	128	39	44%
Dec 15	at Was	W	1/0	6	26	4.3	6	0	7	39	5.6	12	0	65	35	46%
Dec 22	Dal	W	1/0	3	12	4.0	5	0	6	7	1.2	7	0	19	20	28%
Dec 29	at NYG	W	1/0	19	54	2.8	15	3	4	84	21.0	39	0	138	55	74%
<b>Totals</b>			<b>11/2</b>	<b>61</b>	<b>245</b>	<b>4.0</b>	<b>25</b>	<b>5</b>	<b>24</b>	<b>204</b>	<b>8.5</b>	<b>39</b>	<b>0</b>	<b>449</b>	<b>187</b>	<b>16%</b>
<b>PLAYOFFS</b>																
Jan 5	Sea	L	1/0	6	25	4.2	15	0	3	23	7.7	21	0	48	21	30%
<b>Totals</b>			<b>1/0</b>	<b>6</b>	<b>25</b>	<b>4.2</b>	<b>15</b>	<b>0</b>	<b>3</b>	<b>23</b>	<b>7.7</b>	<b>21</b>	<b>0</b>	<b>48</b>	<b>21</b>	<b>30%</b>

2018 GAME-BY-GAME STATISTICS (NO & PHI)

				RUSHING					RECEIVING					OFF SNAPS		
Date	Opp		GP/S	Att	Yds	Avg	Lg	TD	Rec	Yds	Avg	Lg	TD	TYS	No	Pct
Sep 9	TB	L	---	SAINTS PRACTICE SQUAD												
Sep 16	Cle	W	---	SAINTS PRACTICE SQUAD												
Sep 23	at Atl	W	---	SAINTS PRACTICE SQUAD												
Sep 30	at NYG	W	---	SAINTS PRACTICE SQUAD												
Oct 8	Was	W	---	SAINTS PRACTICE SQUAD												
Oct 21	at Bal	W	---	SAINTS PRACTICE SQUAD												
Oct 28	at Min	W	---	SAINTS PRACTICE SQUAD												
Nov 4	LAR	W	---	SAINTS PRACTICE SQUAD												
Nov 11	at Cin	W	---	SAINTS PRACTICE SQUAD												
Nov 18	Phi	W	---	SAINTS PRACTICE SQUAD												
Nov 22	Atl	W	---	SAINTS PRACTICE SQUAD												
Nov 29	at Dal	L	---	SAINTS PRACTICE SQUAD												
Dec 9	at TB	W	---	SAINTS PRACTICE SQUAD												
SIGNED BY EAGLES TO ACTIVE ROSTER FROM SAINTS PRACTICE SQUAD (12/11/18)																
Dec 16	at LAR	W	0/0	INACTIVE												
Dec 23	Hou	W	1/0	0	0	0.0	--	0	0	0	0.0	--	0	0	0	0%
Dec 30	at Was	W	1/0	0	0	0.0	--	0	0	0	0.0	--	0	0	0	0%
<b>Totals</b>			<b>2/0</b>	<b>0</b>	<b>0</b>	<b>0.0</b>	<b>--</b>	<b>0</b>	<b>0</b>	<b>0</b>	<b>0.0</b>	<b>--</b>	<b>0</b>	<b>0</b>	<b>---</b>	<b>---</b>
<b>PLAYOFFS</b>																
Jan 6	at Chi	W	1/0	0	0	0.0	--	0	0	0	0.0	--	0	0	1	1%
Jan 13	at NO	L	1/0	0	0	0.0	--	0	0	0	0.0	--	0	0	2	4%
<b>Totals</b>			<b>2/0</b>	<b>0</b>	<b>0</b>	<b>0.0</b>	<b>--</b>	<b>0</b>	<b>0</b>	<b>0</b>	<b>0.0</b>	<b>--</b>	<b>0</b>	<b>0</b>	<b>3</b>	<b>3%</b>



# JOSIAH SCOTT

CORNERBACK | 33



**Height:** 5-9 **Weight:** 185 **DOB:** April 5, 1999 (Age 23)  
**NFL Experience:** 3rd Year (2nd with Eagles) **Draft:** D4-20 (137th overall) by JAX **Acquired:** T-Jax-21  
**College:** Michigan State **Hometown (HS):** Hamilton, OH (Fairfield)

### CAREER STATISTICS

Year	Team	GP/S	TACKLES				PASS RUSH			INTERCEPTIONS					FUMBLES		DEF SNAPS	
			Total	Solo	Asst	TFL	Sacks	QBH	QBP	Int	Yds	Lg	TD	PD	FF	FR	No	Pct
2020	Jacksonville	6/0	11	10	1	1	0.0	0	0	0	0	--	0	0	0	0	80	7%
2021	Philadelphia	13/0	8	6	2	1	1.0	1	1	0	0	--	0	0	0	0	90	8%
<b>Totals</b>		<b>19/0</b>	<b>19</b>	<b>16</b>	<b>3</b>	<b>2</b>	<b>1.0</b>	<b>1</b>	<b>1</b>	<b>0</b>	<b>0</b>	<b>--</b>	<b>0</b>	<b>0</b>	<b>0</b>	<b>0</b>	<b>---</b>	<b>---</b>

### PLAYOFFS

2021	Philadelphia	1/0	0	0	0	0	0.0	0	0	0	0	--	0	0	0	0	0	0%
<b>Totals</b>		<b>1/0</b>	<b>0</b>	<b>0</b>	<b>0</b>	<b>0</b>	<b>0.0</b>	<b>0</b>	<b>0</b>	<b>0</b>	<b>0</b>	<b>--</b>	<b>0</b>	<b>0</b>	<b>0</b>	<b>0</b>	<b>---</b>	<b>---</b>

### ADDITIONAL STATISTICS

**Special Teams Tackles:** 4 - 2021 (4) **Postseason Special Teams Tackles:** 2 - 2021 (2)

### CAREER HIGHS

<b>Tackles</b>	5	1/8/22 vs. Dal.
<b>Sacks</b>	1.0	1/8/22 vs. Dal.
<b>INTs</b>	--	---
<b>PDs</b>	--	---
<b>FFs</b>	--	---
<b>FRs</b>	--	---

**Hobbies:** Watching movies, playing video games and golfing ... **First job:** Host at Max & Erma's ... **Bucket list:** Travel out of the country ... **NFL player he models his game after:** Likes the mentality of Jamal Adams and Tyrann Mathieu ... **Favorite meal:** Burger and wings ... **Favorite athlete growing up:** "I was an Eagles fan growing up, so I was a big Brian Dawkins fan. I loved watching Brian Dawkins play. The intensity that he played with, it was crazy and unlike any other." ... **Favorite sports moment:** 'Miracle at the Meadowlands' when DeSean Jackson returned the Matt Dodge punt for a game-winning TD



### BIRDSEED

- ▶ Supported the ALS Association through the NFL's *My Cause My Cleats* initiative during the 2020-21 seasons ... The foundation raises critical funds for ALS research and patient services ... Selected this cause in honor of his best friend's father who battles with the disease

### 2021 SEASON - EAGLES

- ▶ Appeared in 261 combined snaps (90 defense, 171 special teams) ... Finished the regular season with 8 tackles (6 solo), 1 TFL and 1.0 sack on defense while adding 4 special teams tackles
- ▶ Led the team with a career-high-tying 2 special teams tackles over 27 snaps during the NFC Wild Card Playoff at TB (1/16/22) ... Also had 2 special teams tackles vs. Was (12/21/21) and at Det. (10/31/21)
- ▶ Totaled a career-high 5 tackles (4 solo) with 1 TFL and his 1st career sack against Cowboys QB **Dak Prescott** vs. Dal. (1/8/22)

### 2020 SEASON - JAGUARS

- ▶ Made 11 tackles (10 solo) with 1 TFL over 80 defensive snaps

### COLLEGE HIGHLIGHTS

- ▶ A three-year letterwinner at Michigan State who produced 98 tackles, 32 PDs (T-12th in school history), 2 FFs and 1 FR in 30 career games
- ▶ Started all 13 games and earned All-Big Ten honors as a junior in 2019 ... Led the Spartans with a career-high 3 INTs, which tied for the 2nd-most in the Big Ten, in addition to recording a team-best 11 PDs

### PERSONAL

- ▶ Is one of four brothers – Elijah, Isaiah and Joshua – to play colleg football ... Elijah played LB at Mount Union and helped the Purple Raiders win a Division III National Championship in 2017 ... Isaiah and Joshua were also on Mount Union's 2012 National Championship roster
- ▶ Prepped at Fairfield (OH) High School ... Recorded 48 tackles, 10 PDs, 5 INTs, 4 TFLs, 3 blocked punts, 2 TDs, 2 FRs and 1 FF as a senior ... Additionally named to the 2016 Division I All-Ohio Team





2021 GAME-BY-GAME STATISTICS (PHI)												
Date	Opp	GP/S	Tot	Solo	Sk	Int	PD	FF	FR	Snaps	Pct	
Sep 12	at Atl	W	0/0	RESERVE/INJURED								
Sep 19	SF	L	0/0	RESERVE/INJURED								
Sep 27	at Dal	L	0/0	RESERVE/INJURED								
Oct 3	KC	L	1/0	0	0	0.0	0	0	0	0	0%	
Oct 10	at Car	W	1/0	0	0	0.0	0	0	0	0	0%	
Oct 14	TB	L	1/0	0	0	0.0	0	0	0	0	0%	
Oct 24	at LV	L	1/0	0	0	0.0	0	0	0	0	0%	
Oct 31	at Det	W	1/0	1	0	0.0	0	0	0	16	26%	
Nov 7	LAC	L	0/0	INACTIVE								
Nov 14	at Den	W	1/0	0	0	0.0	0	0	0	0	0%	
Nov 21	NO	W	1/0	0	0	0.0	0	0	0	0	0%	
Nov 28	at NYG	L	1/0	0	0	0.0	0	0	0	0	0%	
Dec 5	at NYJ	W	1/0	0	0	0.0	0	0	0	0	0%	
Dec 21	Was	W	1/0	0	0	0.0	0	0	0	0	0%	
Dec 26	NYG	W	1/0	2	2	0.0	0	0	0	25	33%	
Jan 2	at Was	W	1/0	0	0	0.0	0	0	0	0	0%	
Jan 8	Dal	L	1/0	5	4	1.0	0	0	0	49	79%	
<b>Totals</b>			<b>13/0</b>	<b>8</b>	<b>6</b>	<b>1.0</b>	<b>0</b>	<b>0</b>	<b>0</b>	<b>90</b>	<b>8%</b>	
PLAYOFFS												
Jan 16	at TB	L	1/0	0	0	0.0	0	0	0	0	0%	
<b>Totals</b>			<b>1/0</b>	<b>0</b>	<b>0</b>	<b>0.0</b>	<b>0</b>	<b>0</b>	<b>0</b>	<b>0</b>	<b>0%</b>	

2020 GAME-BY-GAME STATISTICS (JAX)												
Date	Opp	GP/S	Tot	Solo	Sk	Int	PD	FF	FR	Snaps	Pct	
Sep 13	Ind	W	0/0	DID NOT PLAY								
Sep 20	at Ten	L	0/0	INACTIVE								
Sep 24	Mia	L	0/0	INACTIVE								
Oct 4	at Cin	L	0/0	INACTIVE								
Oct 11	at Hou	L	0/0	DID NOT PLAY								
Oct 18	Det	L	0/0	DID NOT PLAY								
Oct 25	at LAC	L	1/0	1	1	0.0	0	0	0	2	2%	
Nov 8	Hou	L	0/0	INACTIVE								
Nov 15	at GB	L	0/0	DID NOT PLAY								
Nov 22	Pit	L	1/0	1	1	0.0	0	0	0	4	5%	
Nov 29	Cle	L	1/0	4	4	0.0	0	0	0	24	36%	
Dec 6	at Min	L	1/0	3	2	0.0	0	0	0	28	31%	
Dec 13	Ten	L	1/0	1	1	0.0	0	0	0	5	8%	
Dec 20	at Bal	L	0/0	DID NOT PLAY								
Dec 27	Chi	L	0/0	DID NOT PLAY								
Jan 3	at Ind	L	1/0	1	1	0.0	0	0	0	17	25%	
<b>Totals</b>			<b>6/0</b>	<b>11</b>	<b>10</b>	<b>0.0</b>	<b>0</b>	<b>0</b>	<b>0</b>	<b>80</b>	<b>7%</b>	

**TRANSACTIONS**

- **2020** - Drafted by JAX in 4th round (137th overall) ... **7/27/20** - Placed on Reserve/COVID-19 ... **7/30/20** - Activated from Reserve/COVID-19 ... **5/18/21** - Acquired by PHI from JAX in exchange for CB Jameson Houston and a 2023 6th-round draft choice ... **9/2/20** - Placed on Reserve/Injured ... **10/2/21** - Activated from Reserve/Injured





# ISAAC SEUMALO

GUARD | 56

(pronounced say-uh-MAH-low)

Height: 6-4 Weight: 303 DOB: Oct. 29, 1993 (Age 28)

NFL Experience: 7th Year (7th with Eagles) Draft: D3-16 (79th overall) by PHI

College: Oregon State Hometown (HS): Corvallis, OR (Corvallis)



SUPER BOWL CHAMPION: 2017 (LII)

## CAREER STATISTICS

Year	Team	GP/S	STARTS			OFF SNAPS	
			LG	RG	RT	No	Pct
2016	Philadelphia	9/4	1	2	1	335	30%
2017	Philadelphia	14/2	2	0	0	284	25%
2018	Philadelphia	13/9	9	0	0	548	50%
2019	Philadelphia	16/16	16	0	0	1,181	99%
2020	Philadelphia	9/9	9	0	0	587	52%
2021	Philadelphia	3/3	3	0	0	168	15%
<b>Totals</b>		<b>64/43</b>	<b>40</b>	<b>2</b>	<b>1</b>	---	---

PLAYOFFS							
2017	Philadelphia	3/0	0	0	0	23	11%
2018	Philadelphia	2/2	2	0	0	119	100%
2019	Philadelphia	1/1	1	0	0	69	100%
<b>Totals</b>		<b>6/3</b>	<b>3</b>	<b>0</b>	<b>0</b>	---	---

**First job:** Delivered newspapers (woke up at 3 a.m. to start his route) ... **If he could play another sport:** Ping pong ... **Favorite meal:** Hawaiian food ... **Favorite TV show:** *It's Always Sunny in Philadelphia*



## CAREER HIGHLIGHTS

- ▶ A member of the Eagles' **Super Bowl LII**-winning team in 2017

## BIRDSEED

- ▶ His sister, Jessi, is a scouting assistant for the San Francisco 49ers
- ▶ His father, Joe, played professionally in the Canadian Football League and NFL Europe between 1989-95 ... Joe is a long-time coach in the collegiate ranks and is currently San Jose State's DL coach

## 2021 SEASON - EAGLES

- ▶ Appeared in 168 snaps over three starts ... Allowed 0 sacks and 0 QB hits prior to a season-ending injury sustained in Week 3

## 2020 SEASON - EAGLES

- ▶ Played 587 snaps in nine starts ... His 77.4 pass-blocking grade (PFF) ranked 4th among NFL LGs (min. 350 pass-blocking snaps at LG)

## 2019 SEASON - EAGLES

- ▶ Saw action in a career-high 1,181 snaps and started all 16 games ... Paved the way for an offense that ranked 3rd in the NFL in red zone TD efficiency (66.7%) and 4th in third-down conversions (45.4%)

## 2018 SEASON - EAGLES

- ▶ Totaled 548 snaps over 13 contests (nine starts) ... Surrendered only 1 sack in 345 pass-blocking opportunities

## 2017 SEASON - EAGLES

- ▶ Logged 284 snaps over 14 games (two starts) during the Eagles' **Super Bowl LII**-winning campaign ... Helped the Eagles lead the league in red zone offense (65.5%) and rank 3rd in rushing offense (132.2 ypg)

## 2016 SEASON - EAGLES

- ▶ Proved to be a key reserve OL as a rookie ... Saw action in nine games, including four starts at three different positions (one at LG, two at RG, one at RT) ... Appeared at RG in his starting debut vs. GB (11/28/16)

## COLLEGE HIGHLIGHTS

- ▶ Started 37 games at Oregon State, opening contests at four different positions (LT, C, RG and RT) during his collegiate career ... Earned second-team All-Pac-12 honors in 2013 and was selected as a Freshman All-American by Phil Steele and CBSSports.com in 2012

## PERSONAL

- ▶ Prepped at Corvallis (OR) High School, where he was voted a 5A first-team all-state selection as both an OL and DL following his junior and senior seasons ... Also an Under Armour and ESPN All-American
- ▶ Originally born in Hawaii ... Is the son of Karen and Joe Seumalo ... Has three brothers (Andrew, Levi and Noah) and one sister (Jessi)

## TRANSACTIONS

- ▶ **2016** - Drafted by PHI in 3rd round (79th overall) ... **3/4/19** - Agreed to terms with PHI on 3-year contract ... **9/22/20** - Placed on Reserve/Injured ... **11/20/20** - Activated from Reserve/Injured ... **9/28/21** - Placed on Reserve/Injured



# JOSH SILLS

GUARD | 61

**Height:** 6-6 **Weight:** 325 **DOB:** Jan. 26, 1998 (Age 24)  
**NFL Experience:** Rookie (1st with Eagles) **Draft:** UDFA-22 by PHI  
**College:** Oklahoma State **Hometown (HS):** Byesville, OH (Meadowbrook)



## COLLEGE STATISTICS

Year	College	GP/S	OFF SNAPS	
			No	Pct
2017	West Virginia	12/10	---	---
2018	West Virginia	13/12	---	---
2019	West Virginia	2/2	---	---
2020	Oklahoma State	11/11	---	---
2021	Oklahoma State	14/12	---	---
<b>Totals</b>		<b>52/47</b>	---	---

## COLLEGE HIGHLIGHTS

- ▶ Spent the first four years of his career at West Virginia (2016-19) and then transferred to Oklahoma State (2020-21) ... In total, saw action in 52 career games, including 47 starts, between the two programs
- ▶ Voted a team captain at Oklahoma State and started in 23 of his 25 games in two seasons with the Cowboys ... Earned first-team All-Big 12 honors as a senior in 2021 ... Also garnered first-team all-conference recognition following his junior campaign in 2020, when he started all 11 games and played several OL positions (LG, LT and RT)
- ▶ Opened 24 of his 27 career games at West Virginia ... Tabbed a second-team All-Big 12 selection as a sophomore in 2018

## PERSONAL

- ▶ Prepped at Meadowbrook (OH) High School, where he was a two-year starter at guard and also handled kicking and punting duties ... Set the school single-season (27) and career (69) records for extra points ... Selected to the North-South All-Star Game in 2016 ... Named to the *Associated Press* All-Ohio Division IV First Team in 2015
- ▶ Studied agribusiness management in college
- ▶ Is the son of John and Kim Sills

## TRANSACTIONS

- ▶ **2022** - Signed by PHI as UDFA





# REID SINNETT

QUARTERBACK | 13

(pronounced SIN-ett)

Height: 6-4 Weight: 220 DOB: Feb. 5, 1997 (Age 25)

NFL Experience: 2nd Year (2nd with Eagles) Draft: UDFA-20 by TB Acquired: W-Mia-21

College: San Diego Hometown (HS): Johnston, IA (Johnston)



## CAREER STATISTICS

Year	Team	GP/S	PASSING										RUSHING					OFF SNAPS	
			Att	Cmp	Pct	Yds	Y/A	TD	Int	Lg	Sk/Yds	Rate	Att	Yds	Avg	Lg	TD	No	Pct
2020	Miami	0/0	0	0	---	0	---	0	0	--	0/0	---	0	0	---	--	0	0	0%
2021	Miami	0/0	0	0	---	0	---	0	0	--	0/0	---	0	0	---	--	0	0	0%
	Philadelphia	0/0	0	0	---	0	---	0	0	--	0/0	---	0	0	---	--	0	0	0%
	Totals	0/0	0	0	---	0	---	0	0	--	0/0	---	0	0	---	--	0	0	---
<b>Totals</b>		<b>0/0</b>	<b>0</b>	<b>0</b>	<b>---</b>	<b>0</b>	<b>---</b>	<b>0</b>	<b>0</b>	<b>--</b>	<b>0/0</b>	<b>---</b>	<b>0</b>	<b>0</b>	<b>---</b>	<b>--</b>	<b>0</b>	<b>0</b>	<b>---</b>

PLAYOFFS																			
Year	Team	GP/S	Att	Cmp	Pct	Yds	Y/A	TD	Int	Lg	Sk/Yds	Rate	Att	Yds	Avg	Lg	TD	No	Pct
2021	Philadelphia	0/0	0	0	---	0	---	0	0	--	0/0	---	0	0	---	--	0	0	0%
<b>Totals</b>		<b>0/0</b>	<b>0</b>	<b>0</b>	<b>---</b>	<b>0</b>	<b>---</b>	<b>0</b>	<b>0</b>	<b>--</b>	<b>0/0</b>	<b>---</b>	<b>0</b>	<b>0</b>	<b>---</b>	<b>--</b>	<b>0</b>	<b>0</b>	<b>---</b>

## CAREER HIGHS

Pass Attempts	--	---
Completions	--	---
Passing Yards	--	---
Yards/Attempt	--	---
Passing Long	--	---
Passing TDs	--	---
Completion %	--	---
Passer Rating	--	---
Rush Attempts	--	---
Rushing Yards	--	---
Rushing Long	--	---
Rushing TDs	--	---

**First job:** Worked in an Iowa cornfield for 12 hours a day pollinating corn ... **Hobbies:** Golfing, watching movies and trying different restaurants in Philadelphia ... **Guilt pleasures:** Ben and Jerry's ice cream and Fall Out Boy's music ... **NFL players he learned from the most:** Followed Peyton Manning's career growing up and spent a training camp with Tom Brady ... **If he could play another sports, what position/team:** First baseman, San Diego Padres ... **Favorite TV shows:** *The Wire* and *How I Met Your Mother* ... **Favorite movies:** *Blade Runner 2049*, *Portrait of a Lady on Fire* and *The Departed*



## BIRDSEED

- ▶ Supported the Hilinski's Hope Foundation through the NFL's *My Cause My Cleats* initiative in 2021 ... The organization helps promote awareness and education of mental health and wellness for student athletes and aims to eliminate the stigma associated with mental illness
- ▶ Originally had an offer to play college football at Penn before a change in the coaching staff ... Also recruited by Harvard and Yale

## COLLEGE HIGHLIGHTS

- ▶ Played collegiately at San Diego, where he totaled 3,844 yards and 33 TDs on 275-of-423 (65.0%) passing in 45 career contests (12 starts) ... Also rushed for 268 yards and 7 TDs on 93 attempts
- ▶ Completed 251-of-375 (67.0%) attempts for 3,528 yards and 32 TDs as a senior ... Ranked 2nd in the nation in passing efficiency (168.8) and 4th in passing TDs and passing yards per game (294.0) ... Led San Diego to its sixth straight PFL championship and fourth trip in a row to the FCS Playoffs ... Finished the year with first-team All-PFL honors

## PERSONAL

- ▶ Prepped at Johnston (IA) High School, where he threw for 2,202 yards and 17 TDs while adding 264 yards on 48 carries ... Also lettered in baseball and basketball ... Named first-team all-conference in baseball and was selected to the Iowa all-star baseball team
- ▶ Majored in finance during his time at San Diego

## TRANSACTIONS

- ▶ **2020** - Signed by TB as UDFA ... **9/5/20** - Waived by TB ... **9/6/20** - Signed by TB to practice squad ... **9/8/20** - Released by TB from practice squad ... **9/14/20** - Signed by MIA to practice squad ... **11/28/20** - Elevated by MIA from practice squad for Week 12 at N.Y. Jets ... **1/2/21** - Elevated by MIA from practice squad for Week 17 at Buffalo ... **1/5/21** - Signed by MIA to reserve/future contract ... **8/31/21** - Waived by MIA ... **9/1/21** - Signed by MIA to practice squad ... **9/25/21** - Signed by MIA to active roster from practice squad ... **10/23/21** - Waived by MIA ... **10/25/21** - Claimed off waivers by PHI



2021 GAME-BY-GAME STATISTICS (MIA & PHI)

			PASSING										RUSHING					OFF SNAPS		
Date	Opp	GP/S	Att	Cmp	Pct	Yds	Y/A	TD	Int	Lg	Sk/Yds	Rate	Att	Yds	Avg	Lg	TD	No	Pct	
Sep 12	at NE	W	---	DOLPHINS PRACTICE SQUAD																
Sep 19	Buf	L	---	DOLPHINS PRACTICE SQUAD																
Sep 26	at LV	L	---	DID NOT PLAY																
Oct 3	Ind	L	---	DID NOT PLAY																
Oct 10	at TB	L	---	DID NOT PLAY																
Oct 17	Jax	L	---	INACTIVE																
WAIVED BY DOLPHINS (10/23/21); CLAIMED OFF WAIVERS BY EAGLES (10/25/21)																				
Oct 31	at Det	W	0/0	INACTIVE																
Nov 7	LAC	L	0/0	INACTIVE																
Nov 14	at Den	W	0/0	INACTIVE																
Nov 21	NO	W	0/0	INACTIVE																
Nov 28	at NYG	L	0/0	INACTIVE																
Dec 5	at NYJ	W	0/0	DID NOT PLAY																
Dec 21	Was	W	0/0	INACTIVE																
Dec 26	NYG	W	0/0	INACTIVE																
Jan 2	at Was	W	0/0	INACTIVE																
Jan 8	Dal	L	0/0	DID NOT PLAY																
<b>Totals</b>			<b>0/0</b>	<b>0</b>	<b>0</b>	<b>---</b>	<b>0</b>	<b>---</b>	<b>0</b>	<b>0</b>	<b>--</b>	<b>0/0</b>	<b>---</b>	<b>0</b>	<b>0</b>	<b>---</b>	<b>--</b>	<b>0</b>	<b>0</b>	<b>0%</b>
PLAYOFFS																				
Jan 16	at TB	L	0/0	INACTIVE																
<b>Totals</b>			<b>0/0</b>	<b>0</b>	<b>0</b>	<b>---</b>	<b>0</b>	<b>---</b>	<b>0</b>	<b>0</b>	<b>--</b>	<b>0/0</b>	<b>---</b>	<b>0</b>	<b>0</b>	<b>---</b>	<b>--</b>	<b>0</b>	<b>0</b>	<b>0%</b>

2020 GAME-BY-GAME STATISTICS (MIA)

			PASSING										RUSHING					OFF SNAPS		
Date	Opp	GP/S	Att	Cmp	Pct	Yds	Y/A	TD	Int	Lg	Sk/Yds	Rate	Att	Yds	Avg	Lg	TD	No	Pct	
NOT ON NFL ROSTER																				
Sep 20	Buf	L	---	DOLPHINS PRACTICE SQUAD																
Sep 24	at Jax	W	---	DOLPHINS PRACTICE SQUAD																
Oct 4	Sea	L	---	DOLPHINS PRACTICE SQUAD																
Oct 11	at SF	W	---	DOLPHINS PRACTICE SQUAD																
Oct 18	NYJ	W	---	DOLPHINS PRACTICE SQUAD																
Nov 1	LAR	W	---	DOLPHINS PRACTICE SQUAD																
Nov 8	at Ari	W	---	DOLPHINS PRACTICE SQUAD																
Nov 15	LAC	W	---	DOLPHINS PRACTICE SQUAD																
Nov 22	at Den	L	---	DOLPHINS PRACTICE SQUAD																
Nov 29	at NYJ	W	0/0	DID NOT PLAY																
Dec 6	Cin	W	---	DOLPHINS PRACTICE SQUAD																
Dec 13	KC	L	---	DOLPHINS PRACTICE SQUAD																
Dec 20	NE	W	---	DOLPHINS PRACTICE SQUAD																
Dec 26	at LV	W	---	DOLPHINS PRACTICE SQUAD																
Jan 3	at Buf	L	0/0	DID NOT PLAY																
<b>Totals</b>			<b>0/0</b>	<b>0</b>	<b>0</b>	<b>---</b>	<b>0</b>	<b>---</b>	<b>0</b>	<b>0</b>	<b>--</b>	<b>0/0</b>	<b>---</b>	<b>0</b>	<b>0</b>	<b>---</b>	<b>--</b>	<b>0</b>	<b>0</b>	<b>0%</b>



# ARRAYN SIPOSS

PUNTER | 8

(pronounced Aaron SIP-oss)

Height: 6-2 Weight: 212 DOB: Nov. 25, 1992 (Age 29)

NFL Experience: 2nd Year (2nd with Eagles) Draft: UDFA-20 by DET Acquired: FA-21

College: Auburn Hometown (HS): Melbourne, Australia (Hallam Senior College)



## CAREER STATISTICS

Year	Team	GP	No	Yds	Avg	Lg	TB	In20	Opp Ret	Opp Yds	Net Yds	Net Avg	Blk	ST
2021	Philadelphia	17	55	2,416	43.9	68	3	17	24	225	2,131	38.7	0	0
<b>Totals</b>		<b>17</b>	<b>55</b>	<b>2,416</b>	<b>43.9</b>	<b>68</b>	<b>3</b>	<b>17</b>	<b>24</b>	<b>225</b>	<b>2,131</b>	<b>38.7</b>	<b>0</b>	<b>0</b>

## PLAYOFFS

2021	Philadelphia	1	6	252	42.0	58	0	2	4	13	239	39.8	0	0
<b>Totals</b>		<b>1</b>	<b>6</b>	<b>252</b>	<b>42.0</b>	<b>58</b>	<b>0</b>	<b>2</b>	<b>4</b>	<b>13</b>	<b>239</b>	<b>39.8</b>	<b>0</b>	<b>0</b>

## ADDITIONAL STATISTICS

Kickoffs: 1 - 2021 (1)

## CAREER HIGHS

<b>Punts</b>	6	3x, last: 1/16/22 at TB (NFC WC)
<b>Punt Yards</b>	276	10/10/21 at Car.
<b>Punt Long</b>	68	9/19/21 vs. SF
<b>Inside 20</b>	3	9/12/21 at Atl.
<b>Gross Average</b>	51.3	11/14/21 at Den.
<b>Net Average</b>	44.5	9/12/21 at Atl.

**Nickname:** Sip ... **Hobbies:** Golf and cooking ... **First job:** Dishwasher at Krispy Kreme ... **Surprisingly good at:** Singing ... **Desired talent:** Play guitar ... **If he could be any superhero:** "Batman, Christian Bale style. The guy is a beast." ... **If he owned a business:** Australian-style café/ coffee shop (he thinks we need better coffee in the United States) ... **If he could choose any karaoke song:** "Love Yourself" - Justin Bieber ... **Favorite TV shows:** Game of Thrones and Ozark ... **Favorite movies:** The Dark Knight ... **Favorite music artist:** Ed Sheeran ... **Favorite meal:** Pot and parma (Australian slang for a beer and chicken parmigiana) ... **Favorite athlete growing up:** Australian Rules Footballer Jason Cripps ... **Favorite sports moment:** Watching Australian Cathy Freeman win gold at the 2000 Sydney Olympics in the 400m



## BIRDSEED

- ▶ Supported Maddie's Vision through the NFL's My Cause My Cleats initiative in 2021 ... Maddie's Vision aims to find a cure for Bone Marrow Failure Syndrome by funding urgent needs through research

## 2021 SEASON - EAGLES

- ▶ Punted 55 times for a 43.9 gross average and 38.7 net average ... Had 17 punts inside the 20, including 10 punts inside the 10 ... Ranked 4th in the NFL in percentage of punts inside the 10 (18.2%), behind **Blake Gillikin** (20.5%), **Corey Bojorquez** (18.9%) and **Logan Cooke** (18.5%)
- ▶ Tallied a career-best 51.3 gross average with punts of 54, 53 and 47 yards during the 30-13 victory at Den. (11/14/21)
- ▶ Recorded a career-long, 68-yard punt vs. SF (9/19/21)
- ▶ Made his NFL debut in the 32-6 win at Atl. (9/12/21) ... Landed a career-high 3 of his 4 punts inside the 20, including 2 punts inside the Falcons' 8-yard line ... Finished with a career-high 44.5 net average

## COLLEGE HIGHLIGHTS

- ▶ Played in 26 career games at Auburn (2018-19), registering 117 punts for 5,150 yards (44.0 avg.), including 21 punts of 50+ yards (career-long 60 yards) as well as 33 punts inside the 20-yard line

## PERSONAL

- ▶ Picked by the Canadian Football League's Winnipeg Blue Bombers in the 4th round (33rd overall) of the 2021 CFL Draft
- ▶ Formerly a professional Australian rules football player ... Originally selected by the St. Kilda Football Club of the Australian Football League with the 75th overall pick in 2010 ... Trained with ProKick Australia before transitioning to American football

## TRANSACTIONS

- ▶ **2020** - Signed by DET as UDFA ... **7/29/20** - Placed on Reserve/COVID-19 ... **8/9/20** - Activated from Reserve/COVID-19 ... **9/5/20** - Waived by DET ... **9/6/20** - Signed by DET to practice squad ... **10/21/20** - Released by DET from practice squad ... **10/24/20** - Signed by DET to practice squad ... **12/16/20** - Released by DET from practice squad ... **12/19/20** - Signed by DET to practice squad ... **1/13/21** - Signed by PHI to reserve/future contract



2021 GAME-BY-GAME STATISTICS (PHI)										
Date	Opp		No	Yds	Avg	Net	Lg	TB	In20	Blk
Sep 12	at Atl	W	4	189	47.3	44.5	54	0	3	0
Sep 19	SF	L	4	204	51.0	37.8	68	2	1	0
Sep 27	at Dal	L	6	258	43.0	40.8	51	0	2	0
Oct 3	KC	L	0	0	---	---	--	0	0	0
Oct 10	at Car	W	6	276	46.0	39.5	64	0	1	0
Oct 14	TB	L	5	220	44.0	39.8	55	0	0	0
Oct 24	at LV	L	3	143	47.7	12.7	52	0	1	0
Oct 31	at Det	W	1	47	47.0	36	47	0	0	0
Nov 7	LAC	L	3	130	43.3	40.0	44	0	1	0
Nov 14	at Den	W	3	154	51.3	42.3	54	0	1	0
Nov 21	NO	W	5	221	44.2	38.4	53	0	1	0
Nov 28	at NYG	L	3	130	43.3	10.3	46	0	2	0
Dec 5	at NYJ	W	1	38	38.0	38.0	38	0	1	0
Dec 21	Was	W	2	75	37.5	27.5	41	1	1	0
Dec 26	NYG	W	4	170	42.5	38.5	51	0	0	0
Jan 2	at Was	W	2	74	37.0	37.0	39	0	2	0
Jan 8	Dal	L	3	87	29.0	25.3	42	0	0	0
<b>Totals</b>			<b>55</b>	<b>2,416</b>	<b>43.9</b>	<b>38.7</b>	<b>68</b>	<b>3</b>	<b>17</b>	<b>0</b>
PLAYOFFS										
Jan 16	at TB	L	6	252	42.0	39.8	58	0	2	0
<b>Totals</b>			<b>6</b>	<b>252</b>	<b>42.0</b>	<b>39.8</b>	<b>58</b>	<b>0</b>	<b>2</b>	<b>0</b>





# DARIUS SLAY

CORNERBACK | 2



**Height:** 6-0 **Weight:** 190 **DOB:** Jan. 1, 1991 (Age 31)  
**NFL Experience:** 10th Year (3rd with Eagles) **Draft:** D2-13 (36th overall) by DET **Acquired:** T-Det-20  
**College:** Mississippi State **Hometown (HS):** Brunswick, GA (Brunswick)

ALL-PRO: 2017 PRO BOWL: 2018, 2019, 2020, 2022

### CAREER STATISTICS

Year	Team	GP/S	TACKLES				PASS RUSH			INTERCEPTIONS					FUMBLES		DEF SNAPS	
			Total	Solo	Asst	TFL	Sacks	QBH	QBP	Int	Yds	Lg	TD	PD	FF	FR	No	Pct
2013	Detroit	13/4	31	25	6	0	0.0	0	N/A	0	0	--	0	5	0	0	338	33%
2014	Detroit	16/16	60	47	13	1	0.0	0	N/A	2	42	40	0	17	0	0	1,012	97%
2015	Detroit	16/16	58	47	11	1	0.0	0	N/A	2	0	0	0	13	0	0	994	95%
2016	Detroit	13/13	44	43	1	1	1.0	1	1	2	24	13	0	13	1	0	731	71%
2017	Detroit	16/16	60	54	6	1	0.0	0	0	8	73	37	0	26	0	1	1,064	98%
2018	Detroit	15/15	43	40	3	1	0.0	0	0	3	107	67t	1	17	0	0	875	89%
2019	Detroit	14/14	46	36	10	0	0.0	0	0	2	19	19	0	13	0	1	858	75%
2020	Philadelphia	15/14	59	53	6	2	0.0	0	1	1	25	25	0	6	0	0	884	80%
2021	Philadelphia	16/16	52	40	12	5	0.0	0	0	3	76	51t	1	9	0	2	955	85%
<b>Totals</b>		<b>134/124</b>	<b>453</b>	<b>385</b>	<b>68</b>	<b>12</b>	<b>1.0</b>	<b>1</b>	<b>---</b>	<b>23</b>	<b>366</b>	<b>67t</b>	<b>2</b>	<b>119</b>	<b>1</b>	<b>4</b>	<b>---</b>	<b>---</b>

### PLAYOFFS

2014	Detroit	1/1	0	0	0	0	0.0	0	N/A	0	0	--	0	1	0	0	61	98%
2016	Detroit	1/1	2	1	1	0	0.0	0	0	0	0	--	0	0	0	0	70	96%
2021	Philadelphia	1/1	5	4	1	0	0.0	0	0	0	0	--	0	1	0	0	71	97%
<b>Totals</b>		<b>3/3</b>	<b>7</b>	<b>5</b>	<b>2</b>	<b>0</b>	<b>0.0</b>	<b>0</b>	<b>---</b>	<b>0</b>	<b>0</b>	<b>--</b>	<b>0</b>	<b>2</b>	<b>0</b>	<b>0</b>	<b>---</b>	<b>---</b>

### ADDITIONAL STATISTICS

Fumble Recovery TDs: 2 - 2021 (2) Special Teams Tackles: 2013 (3), 2014 (1), 2015 (1) Offensive Snaps: 2 - 2021 (2)

### CAREER HIGHS

<b>Tackles</b>	9	11/30/20 vs. Sea.
<b>Sacks</b>	1.0	10/2/16 at Chi.
<b>INTs</b>	2	3x, last: 10/10/21 at Car.
<b>PDs</b>	4	10/18/15 vs. Chi.
<b>FFs</b>	1	10/9/16 vs. Phi.
<b>FRs</b>	1	4x, last: 10/31/21 at Det.



### CAREER HIGHLIGHTS

- ▶ Is a four-time **Pro Bowl** selection (2018, '19, '20, '22) ... Also selected first-team **All-Pro** by the *Associated Press* in 2017, when he produced an NFL-leading 8 INTs (tied with **Kevin Byard**) and 26 PDs

### BIRDSEED

- ▶ Goes by "Slay" or "Big Play Slay" ... Only his grandmother has permission to call him "Darius" ... His father, Darius Sr., calls him "Junior"
- ▶ Slay was born when Darius Sr. and his mother, Stephanie Lowe, were just 14 and 13 years old, respectively ... Considers his mother a 'big sister' who is one of his best friends in life as well as his idol
- ▶ His oldest son, Darion, was born when Slay was 15 years old ... Was forced to grow up quickly and understood that he had to treat school more seriously ... Darion pushed Slay to become the best version of himself and also drove him toward the NFL ... Treats Darion like he is his younger brother and connects with him through football
- ▶ In 2018, opened the Big Play Slay Center of Excellence, which is an academic center in his hometown of Brunswick, GA

### NOTES TO KNOW

- ▶ Leads all NFL players with 119 PDs since the 2013 season
- ▶ Is one of only four NFL players to record 4 defensive TDs since 2018, joining **Minkah Fitzpatrick**, **Eddie Jackson** and **Marcus Peters**





2021 GAME-BY-GAME STATISTICS (PHI)												
Date	Opp		GP/S	Tot	Solo	Sk	Int	PD	FF	FR	Snaps	Pct
Sep 12	at Atl	W	1/1	6	3	0.0	0	1	0	0	70	97%
Sep 19	SF	L	1/1	3	3	0.0	0	0	0	0	68	97%
Sep 27	at Dal	L	1/1	4	3	0.0	0	0	0	0	76	99%
Oct 3	KC	L	1/1	5	4	0.0	0	0	0	0	67	100%
Oct 10	at Car	W	1/1	3	3	0.0	2	2	0	0	71	100%
Oct 14	TB	L	1/1	3	2	0.0	0	0	0	0	75	100%
Oct 24	at LV	L	1/1	5	3	0.0	0	0	0	0	66	100%
Oct 31	at Det	W	1/1	1	1	0.0	0	0	0	1	46	74%
Nov 7	LAC	L	1/1	3	3	0.0	0	0	0	0	44	64%
Nov 14	at Den	W	1/1	5	3	0.0	0	0	0	1	46	79%
Nov 21	NO	W	1/1	1	1	0.0	1	2	0	0	39	60%
Nov 28	at NYG	L	1/1	0	0	0.0	0	1	0	0	59	98%
Dec 5	at NYJ	W	1/1	5	4	0.0	0	1	0	0	59	100%
Dec 21	Was	W	1/1	4	4	0.0	0	2	0	0	55	100%
Dec 26	NYG	W	1/1	2	1	0.0	0	0	0	0	51	67%
Jan 2	at Was	W	1/1	2	2	0.0	0	0	0	0	63	100%
Jan 8	Dal	L	0/0	INACTIVE								
<b>Totals</b>			<b>16/16</b>	<b>52</b>	<b>40</b>	<b>0.0</b>	<b>3</b>	<b>9</b>	<b>0</b>	<b>2</b>	<b>955</b>	<b>85%</b>
PLAYOFFS												
Jan 16	at TB	L	1/1	5	4	0.0	0	1	0	0	71	97%
<b>Totals</b>			<b>1/1</b>	<b>5</b>	<b>4</b>	<b>0.0</b>	<b>0</b>	<b>1</b>	<b>0</b>	<b>0</b>	<b>71</b>	<b>97%</b>

DEFENSIVE TOUCHDOWNS (4)		
Date	Opponent	Type (Yds)
11/21/21	vs. New Orleans Saints (W, 40-29)	INT
11/14/21	at Denver Broncos (W, 30-13)	Fumble
10/31/21	at Detroit Lions (W, 44-6)	Fumble
12/9/18	at Arizona Cardinals (W, 17-3)	INT

MULTI-INTERCEPTION GAMES (3)		
Date	Opponent	INT
10/10/21	at Carolina Panthers (W, 21-18)	2
12/16/17	vs. Chicago Bears (W, 20-10)	2
9/24/17	vs. Atlanta Falcons (L, 26-30)	2



2020 GAME-BY-GAME STATISTICS (PHI)												
Date	Opp		GP/S	Tot	Solo	Sk	Int	PD	FF	FR	Snaps	Pct
Sep 13	at Was	L	1/1	3	2	0.0	0	0	0	0	64	91%
Sep 20	LAR	L	1/1	5	4	0.0	0	0	0	0	67	97%
Sep 27	Cin	T	1/1	7	7	0.0	0	1	0	0	66	92%
Oct 4	at SF	W	1/1	4	4	0.0	0	1	0	0	73	100%
Oct 11	at Pit	L	1/1	8	7	0.0	0	1	0	0	60	80%
Oct 18	Bal	L	1/1	3	3	0.0	0	0	0	0	73	100%
Oct 22	NYG	W	1/1	3	3	0.0	0	0	0	0	59	98%
Nov 1	Dal	W	1/1	2	2	0.0	0	0	0	0	28	35%
Nov 15	at NYG	L	1/1	2	2	0.0	0	1	0	0	69	97%
Nov 22	at Cle	L	1/1	1	1	0.0	0	0	0	0	51	76%
Nov 30	Sea	L	1/1	9	8	0.0	0	0	0	0	67	100%
Dec 6	at GB	L	1/1	2	2	0.0	0	1	0	0	40	66%
Dec 13	NO	W	1/1	6	5	0.0	0	0	0	0	35	55%
Dec 20	at Ari	L	0/0	INACTIVE								
Dec 27	at Dal	L	1/1	2	2	0.0	1	1	0	0	69	99%
Jan 3	Was	L	1/1	2	1	0.0	0	0	0	0	63	100%
<b>Totals</b>			<b>15/14</b>	<b>59</b>	<b>53</b>	<b>0.0</b>	<b>1</b>	<b>6</b>	<b>0</b>	<b>0</b>	<b>884</b>	<b>80%</b>

2021 SEASON - EAGLES

- ▶ Voted to his fourth **Pro Bowl** after leading the NFL with a career-high 3 defensive TDs (2 FRs, 1 INT) ... Paced the Eagles defense with 5 take-aways (3 INTs, 2 FRs) and 9 PDs (tied) ... Added 52 tackles (5 TFLs)
- ▶ Joined **Eric Allen** in 1993 (4 INT-TDs) as the only players in franchise history to post 3+ defensive TDs in a season ... Became the first player in team history to register 3+ defensive TDs in a four-game span (first NFL player to do so since **Eddie Jackson** with Chicago in 2018)
- ▶ Picked off Saints QB **Trevor Siemian** with 34 seconds remaining in the first half and returned it 51 yards for a TD in the 40-29 victory vs. NO (11/21/21) ... Became just the fourth NFL player since 1999 to record 50+ yard defensive TDs in consecutive games, joining **Sheldon Brown** (2009), **Vincent Fuller** (2007) and **Greg Ellis** (1999)
- ▶ Named **NFC Defensive Player of the Week** after he recovered a Broncos RB **Melvin Gordon** fumble (forced by **Davion Taylor**) and returned it 83 yards for a TD during the third quarter of the 30-13 win at Den. (11/24/21) ... Tied for the 7th-longest FR-TD in team history ... Became the fourth Eagle to register 2 FR-TDs in a season, joining **Juqua Parker** (2011), **Kevin Curtis** (2007) and **Seth Joyner** (1991)
- ▶ Produced a 33-yard fumble recovery TD after corralling a ball **Avonte Maddox** stripped from Lions RB **D'Andre Swift** in the 44-6 win at Det. (10/31/21) ... Became the first Eagles CB to return a fumble for a score since **Orlando Scandrick** on 10/6/19 vs. N.Y. Jets
- ▶ Recorded a career-high-tying 2 INTs against Panthers QB **Sam Darnold** in the 21-18 comeback victory at Car. (10/10/21)

2020 SEASON - EAGLES

- ▶ Logged 59 tackles (53 solo) with 6 PDs, 2 TFLs and 1 INT ... Ranked 2nd on the Eagles defense in PDs, trailing only **Rodney McLeod** (7)
- ▶ Registered a career-high 9 tackles vs. Sea. (11/30/20)

2019 SEASON - LIONS

- ▶ Posted a team-high-tying 13 PDs (**Justin Coleman**) and 2 INTs (**Amani Oluwariye**) ... Added 46 tackles (36 solo) and 1 FR
- ▶ Recovered a fumble by Eagles WR **Nelson Agholor** and returned it 38 yards to the PHI 22 in the 27-24 win at Phi. (9/22/19) ... The takeaway set up a 33-yard FG by Lions K **Matt Prater**



2019 GAME-BY-GAME STATISTICS (DET)												
Date	Opp		GP/S	Tot	Solo	Sk	Int	PD	FF	FR	Snaps	Pct
Sep 8	at Ari	T	1/1	0	0	0.0	0	1	0	0	87	99%
Sep 15	LAC	W	1/1	6	5	0.0	1	2	0	0	63	97%
Sep 22	at Phi	W	1/1	1	1	0.0	0	0	0	1	42	57%
Sep 29	KC	L	0/0	INACTIVE								
Oct 14	at GB	L	1/1	6	4	0.0	0	0	0	0	72	97%
Oct 20	Min	L	1/1	3	2	0.0	0	0	0	0	18	25%
Oct 27	NYG	W	0/0	INACTIVE								
Nov 3	at Oak	L	1/1	3	2	0.0	0	0	0	0	68	97%
Nov 10	at Chi	L	1/1	4	2	0.0	0	0	0	0	54	96%
Nov 17	Dal	L	1/1	3	3	0.0	0	3	0	0	72	99%
Nov 24	at Was	L	1/1	3	3	0.0	0	2	0	0	58	100%
Nov 28	Chi	L	1/1	2	1	0.0	1	1	0	0	62	97%
Dec 8	at Min	L	1/1	4	4	0.0	0	1	0	0	71	99%
Dec 15	TB	L	1/1	3	2	0.0	0	0	0	0	65	87%
Dec 22	at Den	L	1/1	5	4	0.0	0	2	0	0	64	90%
Dec 29	GB	L	1/1	3	3	0.0	0	1	0	0	62	71%
<b>Totals</b>			<b>14/14</b>	<b>46</b>	<b>36</b>	<b>0.0</b>	<b>2</b>	<b>13</b>	<b>0</b>	<b>1</b>	<b>858</b>	<b>75%</b>

2018 GAME-BY-GAME STATISTICS (DET)												
Date	Opp		GP/S	Tot	Solo	Sk	Int	PD	FF	FR	Snaps	Pct
Sep 10	NYJ	L	1/1	1	1	0.0	0	0	0	0	54	90%
Sep 16	at SF	L	1/1	5	5	0.0	0	0	0	0	41	64%
Sep 23	NE	W	1/1	0	0	0.0	1	1	0	0	48	100%
Sep 30	at Dal	L	1/1	3	3	0.0	0	3	0	0	66	96%
Oct 7	GB	W	1/1	5	5	0.0	0	0	0	0	78	96%
Oct 21	at Mia	W	1/1	2	2	0.0	0	1	0	0	51	91%
Oct 28	Sea	L	1/1	3	3	0.0	0	0	0	0	60	95%
Nov 4	at Min	L	1/1	3	3	0.0	1	2	0	0	46	94%
Nov 11	at Chi	L	0/0	INACTIVE								
Nov 18	Car	W	1/1	4	3	0.0	0	2	0	0	54	93%
Nov 22	Chi	L	1/1	4	4	0.0	0	0	0	0	58	100%
Dec 2	LAR	L	1/1	3	3	0.0	0	0	0	0	69	100%
Dec 9	at Ari	W	1/1	3	2	0.0	1	3	0	0	67	96%
Dec 16	at Buf	L	1/1	1	1	0.0	0	3	0	0	68	100%
Dec 23	Min	L	1/1	4	3	0.0	0	0	0	0	59	97%
Dec 30	at GB	W	1/1	2	2	0.0	0	2	0	0	56	100%
<b>Totals</b>			<b>15/15</b>	<b>43</b>	<b>40</b>	<b>0.0</b>	<b>3</b>	<b>17</b>	<b>0</b>	<b>0</b>	<b>875</b>	<b>89%</b>

**2018 SEASON - LIONS**

- ▶ Ranked 4th in the NFL with a team-leading 17 PDs, trailing only **Kyle Fuller** (21), **Stephon Gilmore** (20) and **Kareem Jackson** (18) ... Tied with **Quandre Diggs** for the most INTs (3) on the Lions defense
- ▶ Named **NFC Defensive Player of the Week** after recording a 67-yard INT-TD against Cardinals QB **Josh Rosen** in the 17-3 victory at Ari. (12/9/18) ... Became the first Lions defender in team history to collect three Player of the Week accolades

**2017 SEASON - LIONS**

- ▶ Led the NFL with a career-high 26 PDs and tied **Kevin Byard** for the most INTs (career-high 8) ... Became the first Lions player to snag 8+ INTs in a season since **Willie Clay** in 1995 and the first CB in team history to do so since **Dick LeBeau** in 1970
- ▶ Voted **NFC Defensive Player of the Week** for the second time in his career after producing a career-high-tying 2 INTs off of Bears QB **Mitchell Trubisky** in the 20-10 win vs. Chi. (12/16/17)
- ▶ Notched his 1st career FR (forced by Lions CB **Quandre Diggs** against Buccaneers TE **O.J. Edwards**) in the 24-21 win at TB (12/10/17)
- ▶ Picked off Falcons QB **Matt Ryan** twice vs. Atl. (9/24/17)

**2016 SEASON - LIONS**

- ▶ Led the Lions defense with 13 PDs and produced a team-high-tying 2 INTs ... Added 44 tackles (43 solo), 1.0 sack and 1 FF
- ▶ Earned **NFC Defensive Player of the Week** recognition after posting 3 tackles, 2 PDs, 1 INT and 1 FF in the 24-23 win vs. Phi. (10/9/16) ... Forced a fumble by Eagles RB **Ryan Mathews** to keep Detroit's hopes alive in the fourth quarter and picked off Eagles QB **Carson Wentz** to seal the victory on the next possession
- ▶ Produced his 1st career sack against Bears QB **Brian Hoyer** and tallied 4 solo tackles with 3 PDs at Chi. (10/2/16)

**2015 SEASON - LIONS**

- ▶ Produced a team-high 13 PDs with 58 tackles (47 solo)
- ▶ Logged a career-high 4 PDs in the 37-34 win vs. Chi. (10/18/15)

**2014 SEASON - LIONS**

- ▶ Tied for 6th in the NFL with 17 PDs, behind **Bradley Fletcher** (22), **Joe Haden** (20), **Vontae Davis** (18), **Buster Skrine** (18) and **Xavier Rhodes** (18) ... Posted a then-career-high 60 tackles (47 solo)



**2013 SEASON - LIONS**

- ▶ Recorded 31 tackles (25 solo) and 5 PDs as a rookie

**COLLEGE HIGHLIGHTS**

- ▶ Played collegiately at Itawamba Community College (Fulton, MS) (2009-10) and Mississippi State (2011-12)
- ▶ Earned All-SEC honors as a senior at Mississippi State in 2012, when he recorded 40 tackles (26 solo) with a career-high 5 INTs, including 1 TD ... Totaled 24 tackles (16 solo) and 1 INT-TD as a junior in 2011
- ▶ Named MACJC First Team All-State following his sophomore year at Itawamba in 2010, registering 32 tackles, 1 FF and 1 FR
- ▶ As a freshman in 2009, produced 41 tackles, 2 FFs and 1.0 sack en route to MACJC First Team All-State recognition

**PERSONAL**

- ▶ Married to his wife, Jennifer, who he views as one of his biggest influences ... Jennifer played basketball at Southwest Oklahoma State
- ▶ Attended Brunswick (GA) High School, where he was an all-state selection as both a DB and RB ... Also lettered in basketball and was a standout sprinter (100- and 200-meter dashes)

**TRANSACTIONS**

- ▶ **2013** - Drafted by DET in 2nd round (36th overall) ... **7/26/16** - Signed by DET to 4-year contract extension ... **7/25/19** - Placed on Reserve/Non-Football Injury ... **8/2/19** - Activated from Reserve/Non-Football Injury ... **3/19/20** - Acquired by PHI from DET in exchange for 2020 3rd-round and 5th-round draft choices



2017 GAME-BY-GAME STATISTICS (DET)												
Date	Opp		GP/S	Tot	Solo	Sk	Int	PD	FF	FR	Snaps	Pct
Sep 10	Ari	W	1/1	1	1	0.0	0	1	0	0	75	100%
Sep 18	at NYG	W	1/1	8	6	0.0	0	2	0	0	56	100%
Sep 24	Atl	L	1/1	5	5	0.0	2	3	0	0	67	99%
Oct 1	at Min	W	1/1	1	1	0.0	0	1	0	0	56	100%
Oct 8	Car	L	1/1	6	5	0.0	0	0	0	0	66	100%
Oct 15	at NO	L	1/1	3	3	0.0	1	1	0	0	69	97%
Oct 29	Pit	L	1/1	2	2	0.0	0	1	0	0	63	98%
Nov 6	at GB	W	1/1	1	1	0.0	0	1	0	0	56	95%
Nov 12	Cle	W	1/1	5	5	0.0	1	3	0	0	78	96%
Nov 19	at Chi	W	1/1	3	3	0.0	0	2	0	0	62	98%
Nov 23	Min	L	1/1	3	3	0.0	0	0	0	0	73	99%
Dec 3	at Bal	L	1/1	3	1	0.0	0	0	0	0	63	98%
Dec 10	at TB	W	1/1	6	5	0.0	1	2	0	1	65	92%
Dec 16	Chi	W	1/1	5	5	0.0	2	3	0	0	66	96%
Dec 24	at Cin	L	1/1	7	7	0.0	0	3	0	0	81	96%
Dec 31	GB	W	1/1	1	1	0.0	1	3	0	0	68	100%
<b>Totals</b>			<b>16/16</b>	<b>60</b>	<b>54</b>	<b>0.0</b>	<b>8</b>	<b>26</b>	<b>0</b>	<b>1</b>	<b>1,064</b>	<b>98%</b>

2016 GAME-BY-GAME STATISTICS (DET)													
Date	Opp		GP/S	Tot	Solo	Sk	Int	PD	FF	FR	Snaps	Pct	
Sep 11	at Ind	W	1/1	4	4	0.0	0	0	0	0	69	99%	
Sep 18	Ten	L	1/1	3	3	0.0	0	1	0	0	67	100%	
Sep 25	at GB	L	1/1	4	4	0.0	0	0	0	0	54	100%	
Oct 2	at Chi	L	1/1	4	4	1.0	0	3	0	0	69	100%	
Oct 9	Phi	W	1/1	3	3	0.0	1	2	1	0	60	98%	
Oct 16	LAR	W	1/1	2	2	0.0	0	1	0	0	56	97%	
Oct 23	Was	W	1/1	2	2	0.0	0	1	0	0	22	30%	
Oct 30	at Hou	L	0/0	INACTIVE									
Nov 6	at Min	W	0/0	INACTIVE									
Nov 20	Jax	W	1/1	3	3	0.0	0	1	0	0	65	99%	
Nov 24	Min	W	1/1	4	4	0.0	1	1	0	0	58	100%	
Dec 4	at NO	W	1/1	3	3	0.0	0	1	0	0	61	98%	
Dec 11	Chi	W	1/1	3	2	0.0	0	2	0	0	56	100%	
Dec 18	at NYG	L	1/1	1	1	0.0	0	0	0	0	25	39%	
Dec 26	at Dal	L	0/0	INACTIVE									
Jan 1	GB	L	1/1	8	8	0.0	0	0	0	0	69	92%	
<b>Totals</b>			<b>13/13</b>	<b>44</b>	<b>43</b>	<b>1.0</b>	<b>2</b>	<b>13</b>	<b>1</b>	<b>0</b>	<b>731</b>	<b>71%</b>	
PLAYOFFS													
Jan 7	at Sea	L	1/1	2	1	0.0	0	0	0	0	70	96%	
<b>Totals</b>			<b>1/1</b>	<b>2</b>	<b>1</b>	<b>0.0</b>	<b>0</b>	<b>0</b>	<b>0</b>	<b>0</b>	<b>70</b>	<b>96%</b>	


2015 GAME-BY-GAME STATISTICS (DET)												
Date	Opp		GP/S	Tot	Solo	Sk	Int	PD	FF	FR	Snaps	Pct
Sep 13	at SD	L	1/1	5	3	0.0	1	1	0	0	71	95%
Sep 20	at Min	L	1/1	5	4	0.0	0	0	0	0	59	91%
Sep 27	Den	L	1/1	5	4	0.0	0	0	0	0	63	98%
Oct 5	at Sea	L	1/1	4	1	0.0	0	0	0	0	63	97%
Oct 11	Ari	L	1/1	2	2	0.0	0	1	0	0	36	78%
Oct 18	Chi	W	1/1	6	6	0.0	0	4	0	0	79	99%
Oct 25	Min	L	1/1	4	4	0.0	0	1	0	0	73	97%
Nov 1	at KC	L	1/1	2	1	0.0	0	2	0	0	58	89%
Nov 15	at GB	W	1/1	0	0	0.0	0	0	0	0	87	100%
Nov 22	Oak	W	1/1	2	2	0.0	0	0	0	0	50	98%
Nov 26	Phi	W	1/1	3	1	0.0	0	1	0	0	48	81%
Dec 3	GB	L	1/1	2	2	0.0	0	0	0	0	67	100%
Dec 13	at StL	L	1/1	2	2	0.0	1	1	0	0	55	100%
Dec 21	at NO	W	1/1	7	6	0.0	0	2	0	0	74	96%
Dec 27	SF	W	1/1	6	6	0.0	0	0	0	0	61	98%
Jan 3	at Chi	W	1/1	3	3	0.0	0	0	0	0	50	96%
<b>Totals</b>			<b>16/16</b>	<b>58</b>	<b>47</b>	<b>0.0</b>	<b>2</b>	<b>13</b>	<b>0</b>	<b>0</b>	<b>994</b>	<b>95%</b>

2014 GAME-BY-GAME STATISTICS (DET)												
Date	Opp		GP/S	Tot	Solo	Sk	Int	PD	FF	FR	Snaps	Pct
Sep 8	NYG	W	1/1	3	3	0.0	0	3	0	0	57	95%
Sep 14	at Car	L	1/1	4	3	0.0	0	0	0	0	60	90%
Sep 21	GB	W	1/1	6	4	0.0	0	1	0	0	53	100%
Sep 28	at NYJ	W	1/1	5	3	0.0	1	1	0	0	64	100%
Oct 5	Buf	L	1/1	5	5	0.0	0	1	0	0	70	99%
Oct 12	at Min	W	1/1	2	2	0.0	0	0	0	0	67	99%
Oct 19	NO	W	1/1	6	5	0.0	0	2	0	0	73	99%
Oct 26	at Atl	W	1/1	1	1	0.0	0	0	0	0	54	90%
Nov 9	Mia	W	1/1	6	3	0.0	0	0	0	0	61	100%
Nov 16	at Ari	L	1/1	0	0	0.0	0	1	0	0	50	95%
Nov 23	at NE	L	1/1	1	0	0.0	0	0	0	0	76	97%
Nov 27	Chi	W	1/1	8	6	0.0	0	3	0	0	64	100%
Dec 7	TB	W	1/1	4	4	0.0	0	1	0	0	64	100%
Dec 14	Min	W	1/1	4	4	0.0	1	2	0	0	66	96%
Dec 21	at Chi	W	1/1	4	3	0.0	0	2	0	0	64	100%
Dec 28	at GB	L	1/1	1	1	0.0	0	0	0	0	60	91%
<b>Totals</b>			<b>16/16</b>	<b>60</b>	<b>47</b>	<b>0.0</b>	<b>2</b>	<b>17</b>	<b>0</b>	<b>0</b>	<b>1,012</b>	<b>97%</b>
PLAYOFFS												
Jan 4	at Dal	L	1/1	0	0	0.0	0	1	0	0	61	98%
<b>Totals</b>			<b>1/1</b>	<b>0</b>	<b>0</b>	<b>0.0</b>	<b>0</b>	<b>1</b>	<b>0</b>	<b>0</b>	<b>61</b>	<b>98%</b>



2013 GAME-BY-GAME STATISTICS (DET)												
Date	Opp		GP/S	Tot	Solo	Sk	Int	PD	FF	FR	Snaps	Pct
Sep 8	Min	W	1/1	4	4	0.0	0	1	0	0	31	56%
Sep 15	at Ari	L	1/1	0	0	0.0	0	0	0	0	28	39%
Sep 22	at Was	W	1/0	0	0	0.0	0	0	0	0	0	0%
Sep 29	Chi	W	1/0	7	6	0.0	0	1	0	0	63	88%
Oct 6	at GB	L	1/0	0	0	0.0	0	0	0	0	0	0%
Oct 13	at Cle	W	1/0	4	2	0.0	0	0	0	0	48	71%
Oct 20	Cin	L	1/0	5	4	0.0	0	0	0	0	34	60%
Oct 27	Dal	W	1/0	1	1	0.0	0	0	0	0	18	32%
Nov 10	at Chi	W	1/0	2	2	0.0	0	0	0	0	13	17%
Nov 17	at Pit	L	1/0	1	0	0.0	0	0	0	0	4	5%
Nov 24	TB	L	1/0	1	0	0.0	0	0	0	0	6	12%
Nov 28	GB	W	1/1	2	2	0.0	0	2	0	0	43	100%
Dec 8	at Phi	L	0/0	INACTIVE								
Dec 16	Bal	L	0/0	INACTIVE								
Dec 22	NYG	L	0/0	INACTIVE								
Dec 29	at Min	L	1/1	4	4	0.0	0	1	0	0	50	86%
<b>Totals</b>			<b>13/4</b>	<b>31</b>	<b>25</b>	<b>0.0</b>	<b>0</b>	<b>5</b>	<b>0</b>	<b>0</b>	<b>338</b>	<b>33%</b>





# DEVONTA SMITH

WIDE RECEIVER | 6



**Height:** 6-0 **Weight:** 170 **DOB:** Nov. 14, 1998 (Age 23)  
**NFL Experience:** 2nd Year (2nd with Eagles) **Draft:** D1-21 (10th overall) by PHI  
**College:** Alabama **Hometown (HS):** Amite, LA (Amite)

## CAREER STATISTICS

Year	Team	GP/S	RECEIVING					OFF SNAPS	
			Rec	Yds	Avg	Lg	TD	No	Pct
2021	Philadelphia	17/16	64	916	14.3	46	5	916	82%
<b>Totals</b>		<b>17/16</b>	<b>64</b>	<b>916</b>	<b>14.3</b>	<b>46</b>	<b>5</b>	---	---

## PLAYOFFS

2021	Philadelphia	1/1	4	60	15.0	31	0	66	100%
<b>Totals</b>		<b>1/1</b>	<b>4</b>	<b>60</b>	<b>15.0</b>	<b>31</b>	<b>0</b>	---	---

## ADDITIONAL STATISTICS

**Fumbles/Lost:** 1/1 - 2021 (1/1) **Miscellaneous FFs:** 1 - 2021 (1)

## CAREER HIGHS

<b>Receptions</b>	7	2x, last: 10/10/21 at Car.
<b>Receiving Yards</b>	122	10/3/21 vs. KC
<b>Receiving Long</b>	46	12/26/21 vs. NYG
<b>Receiving TDs</b>	2	11/14/21 at Den.



## CAREER HIGHLIGHTS

- ▶ Set the team rookie record for receiving yards (916) in 2021, breaking the previous mark set by **DeSean Jackson** in 2008 (912)

## BIRDSEED

- ▶ Nicknames include "Smitty" and "The Slim Reaper"
- ▶ During the 2022 offseason, hosted the first annual DeVonta Smith & Friends Celebrity Softball Game at the home of the Lehigh Valley Iron-Pigs (Philadelphia Phillies' Triple-A affiliate) in Allentown, PA ... The highly-entertaining philanthropic event included a home run derby, won by **A.J. Brown**, and a seven-inning contest that ended in a walk-off home run by **Jalen Hurts**, who collected MVP honors after the game
- ▶ Credits much of his success to his barber, Vincent Sanders, who became his mentor growing up ... Sanders helped reinforce that football was meant to be a part of Smith's future and drove him to camps

## 2021 SEASON - EAGLES

- ▶ Led the Eagles with 64 receptions for 916 yards (14.3 avg.) and 5 TDs in his debut season ... Established a new franchise rookie record for receiving yards, surpassing **DeSean Jackson** in 2008 (912) ... Also finished with the 3rd-most catches in team rookie history
- ▶ Ranked 7th among NFL WRs in yards per catch, behind **Deebo Samuel** (18.3), **Ja'Marr Chase** (18.0), **Tyler Lockett** (16.1), **Mike Williams** (15.1), **Justin Jefferson** (15.0) and **Tee Higgins** (14.7) (min. 60 receptions)
- ▶ Recorded 66 yards and a career-high 2 TDs in the 30-13 win at Den. (11/14/21) ... Became the first Eagles rookie to post multiple receiving TDs in a road game since **Fred Barnett** on 12/29/90 at Phoenix
- ▶ Tallied 5 receptions for 116 yards and 1 TD vs. LAC (11/7/21)
- ▶ Paced the Eagles' offense with a career-high-tying 7 receptions for 77 yards in the 21-18 comeback victory at Car. (10/10/21)
- ▶ Posted career highs in catches (7) and yards (122) vs. KC (10/3/21) ... Marked the most receiving yards by an Eagles rookie since a 138-yard performance by **Jordan Matthews** on 11/10/14 vs. Carolina
- ▶ Registered a team-leading 71 yards and 1 TD on 6 receptions in the 32-6 win at Atl. (9/12/21) ... Tied **DeSean Jackson** (9/7/08 vs. St. Louis) for the Eagles' rookie record for catches in an NFL debut ... Caught an 18-yard TD on the opening drive, becoming the first Eagles WR with a TD in their first career game since **Marvin Hargrove** in 1990

## COLLEGE HIGHLIGHTS

- ▶ Played collegiately at Alabama (2017-20), where he produced 3,965 yards and 46 TDs on 235 receptions in 54 career games ... Finished as the SEC's all-time leader in receiving yards and TDs (5th-most in NCAA history) ... Recorded the 3rd-most receptions in conference history
- ▶ Named the 2020 Heisman Trophy winner after leading the NCAA in receptions (117), receiving yards (1,856) and receiving TDs (23) ... Became the first NCAA WR to win the Heisman Trophy since **Desmond Howard** in 1991 ... Also became the third player in Crimson Tide history to do so, joining **Derrick Henry** (2015) and **Mark Ingram** (2009)



2021 GAME-BY-GAME STATISTICS (PHI)										
Date	Opp		GP/S	Rec	Yds	Avg	Lg	TD	Snaps	Pct
Sep 12	at Atl	W	1/1	6	71	11.8	19	1	62	87%
Sep 19	SF	L	1/1	2	16	8.0	11	0	49	84%
Sep 27	at Dal	L	1/1	3	28	9.3	19	0	57	98%
Oct 3	KC	L	1/1	7	122	17.4	37	0	68	92%
Oct 10	at Car	W	1/1	7	77	11.0	17	0	62	93%
Oct 14	TB	L	1/1	2	31	15.5	25	0	51	98%
Oct 24	at LV	L	1/1	5	61	12.2	20	0	60	87%
Oct 31	at Det	W	1/1	1	15	15.0	15	0	44	68%
Nov 7	LAC	L	1/1	5	116	23.2	28t	1	44	77%
Nov 14	at Den	W	1/1	4	66	16.5	36t	2	54	84%
Nov 21	NO	W	1/1	4	61	15.3	33	0	72	92%
Nov 28	at NYG	L	1/1	2	22	11.0	14	0	61	91%
Dec 5	at NYJ	W	1/0	2	15	7.5	13	0	44	62%
Dec 21	Was	W	1/1	3	40	13.3	28	0	62	87%
Dec 26	NYG	W	1/1	5	80	16.0	46	1	54	86%
Jan 2	at Was	W	1/1	3	54	18.0	30	0	58	95%
Jan 8	Dal	L	1/1	3	41	13.7	25	0	14	19%
<b>Totals</b>			<b>17/16</b>	<b>64</b>	<b>916</b>	<b>14.3</b>	<b>46</b>	<b>5</b>	<b>916</b>	<b>82%</b>
PLAYOFFS										
Jan 16	at TB	L	1/1	4	60	15.0	31	0	66	100%
<b>Totals</b>			<b>1/1</b>	<b>4</b>	<b>60</b>	<b>15.0</b>	<b>31</b>	<b>0</b>	<b>66</b>	<b>100%</b>

100+ YARD RECEIVING GAMES (2)		
Date	Opponent	Yds
10/3/21	vs. Kansas City Chiefs (L, 30-42)	122
11/7/21	vs. Los Angeles Chargers (L, 24-27)	116

MULTI-TOUCHDOWN GAMES (1)		
Date	Opponent	TD
11/14/21	at Denver Broncos (W, 30-13)	2



- ▶ Recognized as the 2020 Associated Press Player of the Year (first WR to ever win the award) ... Also honored as the Biletnikoff Award winner (presented to the nation's top receiver), Paul Hornung Award recipient (awarded to the nation's most versatile player), a unanimous first-team All-American selection, and SEC Offensive Player of the Year
- ▶ A two-time CFP National Champion (2017 and 2020) ... Voted the Offensive MVP in the 2021 CFP National Championship Game after posting 12 receptions for 215 yards (17.9 avg.) and 3 TDs in the first half, shattering seven school, conference and CFP records

**PERSONAL**

- ▶ Is the son of Christina Smith-Sylve, who is a social worker, and Kelvin Dickerson, who manages a car-detailing business ... Also has a younger brother, Christian, who plays RB at Amite (LA) High School ... Bought a brand new home for his mother during the 2021 offseason
- ▶ Played WR, CB and KR while attending Amite High School ... Selected as the Most Outstanding Player in the 2016 LHSAA Class 3A state football championship ... Also voted a 3A All-State honoree
- ▶ Studied exercise science during his time at Alabama

**TRANSACTIONS**

- ▶ **2021** - Drafted by PHI in 1st round (10th overall)



# JACOBY STEVENS

LINEBACKER | 30



**Height:** 6-1 **Weight:** 222 **DOB:** July 19, 1998 (Age 24)  
**NFL Experience:** 1st Year (1st with Eagles) **Draft:** D6c-21 (224th overall) by PHI  
**College:** LSU **Hometown (HS):** Murfreesboro, TN (Oakland)

## CAREER STATISTICS

Year	Team	GP/S	TACKLES				PASS RUSH			INTERCEPTIONS					FUMBLES		DEF SNAPS	
			Total	Solo	Asst	TFL	Sacks	QBH	QBP	Int	Yds	Lg	TD	PD	FF	FR	No	Pct
2021	Philadelphia	2/1	1	0	1	0	0.0	0	0	0	0	--	0	0	0	0	44	4%
<b>Totals</b>		<b>2/1</b>	<b>1</b>	<b>0</b>	<b>1</b>	<b>0</b>	<b>0.0</b>	<b>0</b>	<b>0</b>	<b>0</b>	<b>0</b>	<b>--</b>	<b>0</b>	<b>0</b>	<b>0</b>	<b>0</b>	<b>---</b>	<b>---</b>

## ADDITIONAL STATISTICS

Special Teams Tackles: 2 - 2021 (2)

## CAREER HIGHS

Tackles	1	1/8/22 vs. Dal.
Sacks	--	---
INTs	--	---
PDs	--	---
FFs	--	---
FRs	--	---

**Hobbies:** Hanging out with his family and dogs and playing *Madden* and *NBA 2k* ... **Biggest inspiration in his life:** "My dad. Just seeing the things that he went through and overcame in his childhood and providing for me and my sister, that's my biggest inspiration." ... **If he could play another sport, what position/ team:** Point guard, Los Angeles Lakers ... **Favorite meal:** Steak with mashed potatoes and mac and cheese ... **Bucket list:** Build his dream house ... **Favorite athlete growing up:** Julio Jones ... **Favorite music:** Rap and R&B ... **Favorite sports moment:** Winning the 2019 National Championship at LSU



## BIRDSEED

- ▶ Transitioned from safety to LB as a rookie with the Eagles ... Received reps at both safety and WR as a true freshman at LSU, before he permanently switched to defense during his sophomore season
- ▶ Nominated for LSU's Good Works Team as well as the Wuerffel Award for his commitment to community service during his senior year of college in 2020 ... Oversaw and ran a voting initiative that resulted in the entire LSU football team registering to vote ... Was actively involved in social justice efforts and spoke regularly at area-based schools ... Organized a drive that contributed supplies, such as water and other essential items, for victims of Hurricane Laura in September 2020
- ▶ Wore LSU's No. 7 jersey during the 2020 season, carrying on a legacy of the Tigers' program that is passed down to dynamic playmakers ... No. 7 has always been his favorite number dating back to when he idolized former LSU All-American CB **Patrick Peterson**

## 2021 SEASON - EAGLES

- ▶ Saw action in a combined 80 snaps (44 defense, 36 special teams), producing 2 special teams tackles and 1 defensive tackle ... Made his starting debut in the regular-season finale vs. Dal. (1/8/22)

## COLLEGE HIGHLIGHTS

- ▶ A four-year letterwinner and three-year starter at LSU (2017-20) ... Finished his collegiate career with 190 tackles (102 solo), 21.5 TFLs, 19 PDs, 9.5 sacks, 4 INTs, 4 FRs and 1 FF in 42 games (30 starts) ... Also helped the Tigers win the 2020 CFP National Championship
- ▶ Recorded a team-high 63 tackles with 6 TFLs, 4 PDs, 3.0 sacks, 3 FRs and 1 FF as a senior in 2020 ... Named second-team All-SEC and collected three SEC Defensive Player of the Week honors during LSU's championship-winning season in 2019, when he started all 15 games and ranked 2nd on the team in tackles (92) and sacks (5.0)

## PERSONAL

- ▶ Prepped at Oakland (TN) High School, where he was ranked as the nation's top safety prospect in the Class of 2017

## TRANSACTIONS

- ▶ **2021** - Drafted by PHI in 6th round (224th overall) ... **8/31/21** - Waived by PHI ... **9/1/21** - Signed by PHI to practice squad ... **1/1/22** - Elevated by PHI from practice squad for Week 17 at Washington ... **1/4/22** - Elevated by PHI from practice squad as COVID-19 replacement for Week 18 vs. Dallas ... **1/18/22** - Signed by PHI to reserve/future contract



2021 GAME-BY-GAME STATISTICS (PHI)												
Date	Opp	GP/S	Tot	Solo	Sk	Int	PD	FF	FR	Snaps	Pct	
Sep 12	at Atl	W	---	EAGLES PRACTICE SQUAD								
Sep 19	SF	L	---	EAGLES PRACTICE SQUAD								
Sep 27	at Dal	L	---	EAGLES PRACTICE SQUAD								
Oct 3	KC	L	---	EAGLES PRACTICE SQUAD								
Oct 10	at Car	W	---	EAGLES PRACTICE SQUAD								
Oct 14	TB	L	---	EAGLES PRACTICE SQUAD								
Oct 24	at LV	L	---	EAGLES PRACTICE SQUAD								
Oct 31	at Det	W	---	EAGLES PRACTICE SQUAD								
Nov 7	LAC	L	---	EAGLES PRACTICE SQUAD								
Nov 14	at Den	W	---	EAGLES PRACTICE SQUAD								
Nov 21	NO	W	---	EAGLES PRACTICE SQUAD								
Nov 28	at NYG	L	---	EAGLES PRACTICE SQUAD								
Dec 5	at NYJ	W	---	EAGLES PRACTICE SQUAD								
Dec 21	Was	W	---	EAGLES PRACTICE SQUAD								
Dec 26	NYG	W	---	EAGLES PRACTICE SQUAD								
Jan 2	at Was	W	1/0	0	0	0.0	0	0	0	0	0%	
Jan 8	Dal	L	1/1	1	0	0.0	0	0	0	44	71%	
<b>Totals</b>			<b>2/1</b>	<b>1</b>	<b>0</b>	<b>0.0</b>	<b>0</b>	<b>0</b>	<b>0</b>	<b>44</b>	<b>4%</b>	
PLAYOFFS												
Jan 16	at TB	L	---	EAGLES PRACTICE SQUAD								
<b>Totals</b>			<b>0/0</b>	<b>0</b>	<b>0</b>	<b>0.0</b>	<b>0</b>	<b>0</b>	<b>0</b>	<b>0</b>	<b>0%</b>	







# JACK STOLL

TIGHT END | 89

*(pronounced STOLE)*

**Height:** 6-4 **Weight:** 247 **DOB:** Jan. 28, 1998 (Age 24)  
**NFL Experience:** 2nd Year (2nd with Eagles) **Draft:** UDFA-21 by PHI  
**College:** Nebraska **Hometown (HS):** Aurora, CO (Regis Jesuit)



## CAREER STATISTICS

Year	Team	GP/S	RECEIVING					OFF SNAPS	
			Rec	Yds	Avg	Lg	TD	No	Pct
2021	Philadelphia	16/5	4	22	5.5	9	0	331	30%
<b>Totals</b>		<b>16/5</b>	<b>4</b>	<b>22</b>	<b>5.5</b>	<b>9</b>	<b>0</b>	---	---

## PLAYOFFS

Year	Team	GP/S	Rec	Yds	Avg	Lg	TD	No	Pct
2021	Philadelphia	1/0	0	0	---	---	0	14	21%
<b>Totals</b>		<b>1/0</b>	<b>0</b>	<b>0</b>	---	---	<b>0</b>	---	---

## ADDITIONAL STATISTICS

**Special Teams Tackles:** 2 - 2021 (2) **Postseason Special Teams Tackles:** 1 - 2021 (1)

**Fumble Recoveries:** 1 - 2021 (1)

## CAREER HIGHS

<b>Receptions</b>	2	11/14/21 at Den.
<b>Receiving Yards</b>	9	10/31/21 at Det.
<b>Receiving Long</b>	9	10/31/21 at Det.
<b>Receiving TDs</b>	--	---



## 2021 SEASON - EAGLES

- ▶ Appeared in 546 combined snaps (331 offense, 215 special teams) ... Posted 4 receptions for 22 yards along with 2 special teams tackles
- ▶ Only undrafted rookie to make the Eagles' opening day roster

## COLLEGE HIGHLIGHTS

- ▶ Played collegiately at Nebraska (2017-20), totaling 61 catches for 657 yards and 6 TDs in 43 games ... Named to the John Mackey Award (nation's most outstanding TE) preseason watch lists from 2018-20
- ▶ Caught 7 passes for 89 yards in an injury-shortened season in 2020 ... Posted a career-high 25 receptions for 234 yards and 1 TD in 2019 ... Tallied career highs with 245 yards and 3 TDs on 21 receptions in 2018 ... Had 8 catches for 89 yards and 2 TDs as a freshman in 2017

## PERSONAL

- ▶ Earned a bachelor's degree in marketing at Nebraska
- ▶ Prepped at Regis Jesuit (CO) High School, where he excelled as a TE ... Selected as a Blue-Grey All-American and was an all-state performer ... Helped lead Regis Jesuit to back-to-back state quarterfinals as a junior and senior ... Also competed in basketball and track and field
- ▶ Is the son of Chris and Mary Grace Stoll

## TRANSACTIONS

- ▶ **2021** - Signed by PHI as UDFA ... **1/3/22** - Placed on Reserve/COVID-19 ... **1/10/22** - Activated from Reserve/COVID-19

**Nicknames:** Jackie ... **Hobbies:** Fishing, golfing, hiking and anything outdoors ... **Bucket list:** Attend all major sporting events (World Series, Stanley Cup Finals, and The Masters) ... **Favorite sports moment:** Beating Michigan State 9-6 in the snow while at Nebraska ... **Favorite meal:** Pizza ... **Favorite movies:** *The Other Guys* or *The Shawshank Redemption* ... **Desired talent:** Ability to sing ... **Guilty pleasure:** Ice cream



2021 GAME-BY-GAME STATISTICS (PHI)										
Date	Opp		GP/S	Rec	Yds	Avg	Lg	TD	Snaps	Pct
Sep 12	at Atl	W	1/0	0	0	---	--	0	12	17%
Sep 19	SF	L	1/0	0	0	---	--	0	6	10%
Sep 27	at Dal	L	1/0	0	0	---	--	0	4	7%
Oct 3	KC	L	1/0	0	0	---	--	0	6	8%
Oct 10	at Car	W	1/0	0	0	---	--	0	5	7%
Oct 14	TB	L	1/0	0	0	---	--	0	14	27%
Oct 24	at LV	L	1/0	0	0	---	--	0	13	19%
Oct 31	at Det	W	1/0	1	9	9.0	9	0	42	56%
Nov 7	LAC	L	1/0	0	0	---	--	0	28	49%
Nov 14	at Den	W	1/1	2	6	3.0	4	0	42	66%
Nov 21	NO	W	1/0	0	0	---	--	0	17	22%
Nov 28	at NYG	L	1/0	0	0	---	--	0	16	24%
Dec 5	at NYJ	W	1/1	0	0	---	--	0	28	39%
Dec 21	Was	W	1/1	1	7	7.0	7	0	38	54%
Dec 26	NYG	W	1/1	0	0	---	--	0	26	41%
Jan 2	at Was	W	1/1	0	0	---	--	0	34	56%
Jan 8	Dal	L	0/0	RESERVE/COVID-19						
<b>Totals</b>			<b>16/5</b>	<b>4</b>	<b>22</b>	<b>5.5</b>	<b>9</b>	<b>0</b>	<b>331</b>	<b>30%</b>
PLAYOFFS										
Jan 16	at TB	L	1/0	0	0	---	--	0	14	21%
<b>Totals</b>			<b>1/0</b>	<b>0</b>	<b>0</b>	<b>---</b>	<b>--</b>	<b>0</b>	<b>14</b>	<b>21%</b>





# CARSON STRONG

QUARTERBACK | 8



**Height:** 6-3 **Weight:** 226 **DOB:** Sept. 14, 1999 (Age 22)  
**NFL Experience:** Rookie (1st with Eagles) **Draft:** UDFA-22 by PHI  
**College:** Nevada **Hometown (HS):** Vacaville, CA (Wood)

### COLLEGE STATISTICS

Year	College	GP/S	PASSING										RUSHING					OFF SNAPS	
			Att	Cmp	Pct	Yds	Y/A	TD	Int	Lg	Sk/Yds	Rate	Att	Yds	Avg	Lg	TD	No	Pct
2018	Nevada	1/0	0	0	---	0	---	0	0	--	0/0	---	1	4	4.0	4	0	---	---
2019	Nevada	10/10	374	237	63.4	2,335	6.2	11	7	57	23/163	121.8	54	-6	-0.1	18	0	---	---
2020	Nevada	9/9	355	249	70.1	2,858	8.1	27	4	85	20/151	160.6	33	-95	-2.9	14	0	---	---
2021	Nevada	12/12	522	366	70.1	4,175	8.0	36	8	66	36/242	157.0	51	-208	-4.1	13	0	---	---
<b>Totals</b>		<b>32/31</b>	<b>1,251</b>	<b>852</b>	<b>68.1</b>	<b>9,368</b>	<b>7.5</b>	<b>74</b>	<b>19</b>	<b>85</b>	<b>79/556</b>	<b>147.5</b>	<b>139</b>	<b>-305</b>	<b>-2.2</b>	<b>18</b>	<b>0</b>	<b>---</b>	<b>---</b>



### BIRDSEED

- ▶ His career was boosted by former NFL RB **Maurice Jones-Drew**, who coached a travel 7-on-7 team called KT Prep in Concord, CA ... After receiving zero recruiting stars and no offers, he was convinced by his friends to try out and was selected by Jones-Drew as one of two QBs on the roster ... He impressed with KT Prep, which led Jones-Drew to contact Nevada and tell them Strong could change their program ... Jones-Drew was the first person to really tell him he had a shot

### COLLEGE HIGHLIGHTS

- ▶ Played collegiately at Nevada (2018-21), where he started three years and twice earned first-team all-conference recognition and Mountain West Offensive Player of the Year honors ... Completed 852-of-1,251 (68.1%) attempts for 9,368 yards, 74 TDs, 19 INTs and a 147.5 passer efficiency rating in 32 games (31 starts) ... Finished with the 2nd-most passing TDs in school history, behind **Colin Kaepernick** (82, 2007-10) ... Also produced the 4th-most passing yards by a Nevada QB
- ▶ Threw for 4,175 yards, 36 TDs, 8 INTs and a 157.0 efficiency rating on 366-of-522 (70.1%) passing as a junior in 2021 ... Led the conference in TD passes (program record) and yards (2nd-most in Nevada history) ... Named to the Davey O'Brien Quarterback Class of 2021 and was a semifinalist for the Uinitas Golden Arm Award and Manning Award
- ▶ As a sophomore in 2020, completed 249-of-355 (70.1%) passes for 2,858 yards, 27 TDs, 4 INTs and a 160.6 efficiency rating ... Paced the Mountain West in passing yards, TDs and completion percentage and ranked 2nd in the FBS in completions per game (27.7)

### PERSONAL

- ▶ Prepped at Wood (CA) High School, where he was a two-sport athlete in football and basketball ... Did not play as a senior due to injury ... As a junior, completed 184-of-266 (69.2%) passes for 2,732 yards, 26 TDs and 4 INTs in 10 contests ... Averaged 18.1 points, 12.8 rebounds and 2.8 assists with 21 double-doubles as a junior in basketball
- ▶ Is the son of Chris and Kristine Strong ... Chris served as the principal at Wood High School for many years and coached multiple sports
- ▶ Majored in management during his time at Nevada

### TRANSACTIONS

- ▶ **2022** - Signed by PHI as UDFA



# JOSH SWEAT

DEFENSIVE END | 94



**Height:** 6-5 **Weight:** 265 **DOB:** March 29, 1997 (Age 25)  
**NFL Experience:** 5th Year (5th with Eagles) **Draft:** D4b-18 (130th overall) by PHI  
**College:** Florida State **Hometown (HS):** Chesapeake, VA (Oscar Smith)

PRO BOWL: 2022

### CAREER STATISTICS

Year	Team	GP/S	TACKLES				PASS RUSH			INTERCEPTIONS					FUMBLES		DEF SNAPS	
			Total	Solo	Asst	TFL	Sacks	QBH	QBP	Int	Yds	Lg	TD	PD	FF	FR	No	Pct
2018	Philadelphia	9/0	1	1	0	0	0.0	1	3	0	0	--	0	0	0	0	68	7%
2019	Philadelphia	16/0	19	14	5	7	4.0	10	27	0	0	--	0	1	0	0	355	34%
2020	Philadelphia	14/3	36	23	13	9	6.0	12	24	0	0	--	0	2	3	0	421	38%
2021	Philadelphia	16/13	45	19	26	7	7.5	13	41	0	0	--	0	4	1	0	655	58%
<b>Totals</b>		<b>55/16</b>	<b>101</b>	<b>57</b>	<b>44</b>	<b>23</b>	<b>17.5</b>	<b>36</b>	<b>95</b>	<b>0</b>	<b>0</b>	<b>--</b>	<b>0</b>	<b>7</b>	<b>4</b>	<b>0</b>	<b>---</b>	<b>---</b>

### PLAYOFFS

2019	Philadelphia	1/0	0	0	0	0	0.0	0	0	0	0	--	0	0	0	0	20	31%
2021	Philadelphia	0/0	0	0	0	0	0.0	0	0	0	0	--	0	0	0	0	0	0%
<b>Totals</b>		<b>1/0</b>	<b>0</b>	<b>0</b>	<b>0</b>	<b>0</b>	<b>0.0</b>	<b>0</b>	<b>0</b>	<b>0</b>	<b>0</b>	<b>--</b>	<b>0</b>	<b>0</b>	<b>0</b>	<b>0</b>	<b>---</b>	<b>---</b>

### ADDITIONAL STATISTICS

Special Teams Tackles: 4 - 2019 (2), 2020 (2)

### CAREER HIGHS

Tackles	6	4x, last: 10/14/21 vs. TB
Sacks	2.0	2x, last: 10/31/21 at Det.
INTs	--	---
PDs	2	1/2/22 at Was.
FFs	1	4x, last: 12/26/21 vs. NYG
FRs	--	---

**Bucket list:** Learn to snowboard ... **If he could play another sport, what position:** Soccer goalie ... **Players he models his game after:** Von Miller and Jadeveon Clowney ... **Favorite athletes growing up:** Jared Allen and Clay Matthews ... **Favorite movie:** *Monsters, Inc.* ... **Favorite throwback jersey:** 1929 Green Bay Packers jersey ... **Favorite quote:** "Just because you are right doesn't mean you are correct."



### CAREER HIGHLIGHTS

- Named to his first ever **Pro Bowl** appearance following the 2021 campaign ... Tied for the team lead with a career-high 7.5 sacks

### NOTES TO KNOW

- Leads the Eagles with 17.5 sacks since the 2019 season

### 2021 SEASON - EAGLES

- Recorded a career-high 7.5 sacks, which tied **Javon Hargrave** for the most on the team, en route to his first career **Pro Bowl** ... Also added career highs in tackles (45), pressures (41), QB hits (13) and PDs (4)
- Posted 1.5 sacks against QB **Taylor Heinicke** along with 5 tackles and a career-high 2 PDs in the 20-16 victory at Was. (1/2/22) ... Became the first Eagle to register 1.5+ sacks and multiple PDs in a game since **Trevor Laws** on 9/26/10 at Jacksonville (2.0 sacks, 2 PDs)
- Totaled 4 tackles, 1.0 sack, 1 FF and 1 PD in the 34-10 win vs. NYG (12/26/21) ... Strip-sacked Giants QB **Jake Fromm** in the first quarter
- Produced 1.5 sacks against Jets QB **Zach Wilson** at NYJ (12/5/21)
- Had a career-high-tying 2.0 sacks against Lions QB **Jared Goff** in the 44-6 win at Det. (10/31/21) ... Became the first Eagle to log 2.0 sacks in the first quarter since **Connor Barwin** on 12/6/15 at New England

### 2020 SEASON - EAGLES

- Registered career highs with 9 TFLs and a team-leading 3 FFs ... Also finished with 36 tackles (23 solo), 24 pressures, 12 QB hits, 6.0 sacks and 2 PDs ... Ranked 3rd on the Eagles defense in sacks, trailing only **Brandon Graham** (8.0) and **Fletcher Cox** (6.5)
- Tallied a career-high 2.0 sacks with 1 FF in the 24-21 victory vs. NO (12/13/20) ... Posted a key defensive play when he strip-sacked Saints QB **Taysom Hill** (recovered by **Javon Hargrave**) in the fourth quarter to set up an Eagles TD drive on the next possession



2021 GAME-BY-GAME STATISTICS (PHI)													
Date	Opp		GP/S	Tot	Solo	Sk	Int	PD	FF	FR	Snaps	Pct	
Sep 12	at Atl	W	1/0	6	0	0.0	0	0	0	0	39	54%	
Sep 19	SF	L	1/0	0	0	0.0	0	0	0	0	28	40%	
Sep 27	at Dal	L	1/0	4	1	0.5	0	0	0	0	49	64%	
Oct 3	KC	L	1/1	2	1	0.0	0	0	0	0	46	69%	
Oct 10	at Car	W	1/1	4	1	1.0	0	0	0	0	53	75%	
Oct 14	TB	L	1/1	6	4	0.0	0	0	0	0	59	79%	
Oct 24	at LV	L	1/1	1	0	0.0	0	1	0	0	49	74%	
Oct 31	at Det	W	1/1	4	3	2.0	0	0	0	0	30	48%	
Nov 7	LAC	L	1/1	0	0	0.0	0	0	0	0	42	61%	
Nov 14	at Den	W	1/1	1	0	0.0	0	0	0	0	37	64%	
Nov 21	NO	W	1/1	2	1	0.0	0	0	0	0	42	65%	
Nov 28	at NYG	L	1/1	1	1	0.0	0	0	0	0	41	68%	
Dec 5	at NYJ	W	1/1	3	1	1.5	0	0	0	0	34	58%	
Dec 21	Was	W	1/1	2	1	0.0	0	0	0	0	33	60%	
Dec 26	NYG	W	1/1	4	2	1.0	0	1	1	0	32	42%	
Jan 2	at Was	W	1/1	5	3	1.5	0	2	0	0	41	65%	
Jan 8	Dal	L	0/0	INACTIVE									
<b>Totals</b>			<b>16/13</b>	<b>45</b>	<b>19</b>	<b>7.5</b>	<b>0</b>	<b>4</b>	<b>1</b>	<b>0</b>	<b>655</b>	<b>58%</b>	
PLAYOFFS													
Jan 16	at TB	L	0/0	INACTIVE									
<b>Totals</b>			<b>0/0</b>	<b>0</b>	<b>0</b>	<b>0.0</b>	<b>0</b>	<b>0</b>	<b>0</b>	<b>0</b>	<b>0</b>	<b>0%</b>	

MULTI-SACK GAMES (4)		
Date	Opponent	Sacks
10/31/21	at Detroit Lions (W, 44-6)	2.0
12/13/20	vs. New Orleans Saints (W, 24-21)	2.0
1/2/22	at Washington (W, 20-16)	1.5
12/5/21	at New York Jets (W, 33-18)	1.5



2020 GAME-BY-GAME STATISTICS (PHI)													
Date	Opp		GP/S	Tot	Solo	Sk	Int	PD	FF	FR	Snaps	Pct	
Sep 13	at Was	L	1/0	3	2	1.0	0	0	1	0	49	70%	
Sep 20	LAR	L	1/1	3	2	0.0	0	0	0	0	39	57%	
Sep 27	Cin	T	1/1	2	1	1.0	0	0	0	0	38	53%	
Oct 4	at SF	W	1/1	2	2	1.0	0	0	0	0	27	37%	
Oct 11	at Pit	L	1/0	2	0	0.0	0	0	0	0	28	37%	
Oct 18	Bal	L	1/0	5	3	0.0	0	1	0	0	36	49%	
Oct 22	NYG	W	1/0	1	0	0.0	0	1	1	0	24	40%	
Nov 1	Dal	W	1/0	6	5	0.0	0	0	0	0	41	52%	
Nov 15	at NYG	L	1/0	0	0	0.0	0	0	0	0	25	35%	
Nov 22	at Cle	L	1/0	6	5	1.0	0	0	0	0	34	51%	
Nov 30	Sea	L	1/0	1	0	0.0	0	0	0	0	27	40%	
Dec 6	at GB	L	1/0	1	0	0.0	0	0	0	0	24	39%	
Dec 13	NO	W	1/0	4	3	2.0	0	0	1	0	25	40%	
Dec 20	at Ari	L	1/0	0	0	0.0	0	0	0	0	4	6%	
Dec 27	at Dal	L	0/0	RESERVE/INJURED									
Jan 3	Was	L	0/0	RESERVE/INJURED									
<b>Totals</b>			<b>14/3</b>	<b>36</b>	<b>23</b>	<b>6.0</b>	<b>0</b>	<b>2</b>	<b>3</b>	<b>0</b>	<b>421</b>	<b>38%</b>	

- ▶ Forced a fumble by Giants RB **Dion Lewis** (recovered by **Rodney McLeod**) in the second quarter of the 22-21 win vs. NYG (10/22/20)
- ▶ Produced his 1st career FF when he strip-sacked QB **Dwayne Haskins** in the season opener at Was. (9/13/20)

**2019 SEASON - EAGLES**

- ▶ Finished the campaign with 27 pressures, 19 tackles (14 solo), 10 QB hits, 7 TFLs, 4.0 sacks and 1 PD in 355 defensive snaps
- ▶ Notched his 1st career sack during the Eagles' 10.0-sack performance (tied for 2nd-most in team history) in the 31-6 win vs. NYJ (10/6/19) ... Brought down Jets QB **Luke Falk** in the fourth quarter

**2018 SEASON - EAGLES**

- ▶ Totaled 3 pressures, 1 QB hit and 1 tackle in 68 defensive snaps

**COLLEGE HIGHLIGHTS**

- ▶ Played three seasons at Florida State (2015-17), compiling 138 tackles (77 solo), 29 TFLs, 14.5 sacks, 3 FRs and 1 FF in 37 career games
- ▶ Named to the Bronko Nagurski Award watch list and led Florida State with 5.5 sacks as a junior ... Also recorded a career-high 56 tackles
- ▶ Produced a career-high 7.0 sacks as a sophomore in 2016 ... Contributed to a Florida State defensive unit that led the nation in sacks per game (3.92) while ranking 2nd overall in total sacks (51.0)
- ▶ Despite a significant knee injury he sustained as a high school senior, played all 13 games in 2015 and earned Freshman All-America honorable mention ... Registered 41 tackles, 3 FRs, 2.0 sacks and 1 INT

**PERSONAL**

- ▶ A consensus five-star DE recruit out of Oscar Smith (VA) High School ... Named to the 2015 Under Armour All-America Game and was ranked No. 1 in the nation at his position by Scout.com and 247Sports.com ... Also recognized as the No. 5 and No. 11 prospect in the country by Scout.com and ESPN, respectively

**TRANSACTIONS**

- ▶ **2018** - Drafted by PHI in 4th round (130th overall) ... **12/11/18** - Placed on Reserve/Injured ... **12/26/20** - Placed on Reserve/Injured ... **9/18/21** - Signed by PHI to 3-year contract extension



2019 GAME-BY-GAME STATISTICS (PHI)												
Date	Opp		GP/S	Tot	Solo	Sk	Int	PD	FF	FR	Snaps	Pct
Sep 8	Was	W	1/0	0	0	0.0	0	0	0	0	14	22%
Sep 15	at Atl	L	1/0	3	1	0.0	0	1	0	0	18	27%
Sep 22	Det	L	1/0	0	0	0.0	0	0	0	0	16	25%
Sep 26	at GB	W	1/0	2	2	0.0	0	0	0	0	28	35%
Oct 6	NYJ	W	1/0	3	3	1.0	0	0	0	0	19	32%
Oct 13	at Min	L	1/0	1	1	0.0	0	0	0	0	17	24%
Oct 20	at Dal	L	1/0	2	1	0.0	0	0	0	0	23	33%
Oct 27	at Buf	W	1/0	0	0	0.0	0	0	0	0	20	32%
Nov 3	Chi	W	1/0	1	1	1.0	0	0	0	0	17	38%
Nov 17	NE	L	1/0	0	0	0.0	0	0	0	0	24	32%
Nov 24	Sea	L	1/0	1	0	0.5	0	0	0	0	20	31%
Dec 1	at Mia	L	1/0	1	0	0.5	0	0	0	0	31	43%
Dec 9	NYG	W	1/0	1	1	0.0	0	0	0	0	26	50%
Dec 15	at Was	W	1/0	2	2	0.0	0	0	0	0	27	51%
Dec 22	Dal	W	1/0	2	2	1.0	0	0	0	0	28	45%
Dec 29	at NYG	W	1/0	0	0	0.0	0	0	0	0	27	36%
<b>Totals</b>			<b>16/0</b>	<b>19</b>	<b>14</b>	<b>4.0</b>	<b>0</b>	<b>1</b>	<b>0</b>	<b>0</b>	<b>355</b>	<b>34%</b>
PLAYOFFS												
Jan 5	Sea	L	1/0	0	0	0.0	0	0	0	0	20	31%
<b>Totals</b>			<b>1/0</b>	<b>0</b>	<b>0</b>	<b>0.0</b>	<b>0</b>	<b>0</b>	<b>0</b>	<b>0</b>	<b>20</b>	<b>31%</b>

2018 GAME-BY-GAME STATISTICS (PHI)												
Date	Opp		GP/S	Tot	Solo	Sk	Int	PD	FF	FR	Snaps	Pct
Sep 6	Atl	W	0/0	INACTIVE								
Sep 16	at TB	L	0/0	INACTIVE								
Sep 23	Ind	W	0/0	DID NOT PLAY								
Sep 30	at Ten	L	0/0	INACTIVE								
Oct 7	Min	L	1/0	0	0	0.0	0	0	0	0	8	13%
Oct 11	at NYG	W	1/0	0	0	0.0	0	0	0	0	7	11%
Oct 21	Car	L	1/0	0	0	0.0	0	0	0	0	0	0%
Oct 28	at Jax	W	1/0	1	1	0.0	0	0	0	0	4	6%
Nov 11	Dal	L	1/0	0	0	0.0	0	0	0	0	6	9%
Nov 18	at NO	L	1/0	0	0	0.0	0	0	0	0	20	29%
Nov 25	NYG	W	1/0	0	0	0.0	0	0	0	0	11	18%
Dec 3	Was	W	1/0	0	0	0.0	0	0	0	0	6	13%
Dec 9	at Dal	L	1/0	0	0	0.0	0	0	0	0	6	6%
Dec 16	at LAR	W	0/0	RESERVE/INJURED								
Dec 23	Hou	W	0/0	RESERVE/INJURED								
Dec 30	at Was	W	0/0	RESERVE/INJURED								
<b>Totals</b>			<b>9/0</b>	<b>1</b>	<b>1</b>	<b>0.0</b>	<b>0</b>	<b>0</b>	<b>0</b>	<b>0</b>	<b>68</b>	<b>7%</b>
PLAYOFFS												
Jan 6	at Chi	W	0/0	RESERVE/INJURED								
Jan 13	at NO	L	0/0	RESERVE/INJURED								
<b>Totals</b>			<b>0/0</b>	<b>0</b>	<b>0</b>	<b>0.0</b>	<b>0</b>	<b>0</b>	<b>0</b>	<b>0</b>	<b>0</b>	<b>0%</b>



# JAQUISKI TARTT

## SAFETY | 23

(pronounced juh-KWAH-skee)

**Height:** 6-1 **Weight:** 215 **DOB:** Feb. 18, 1992 (Age 30)  
**NFL Experience:** 8th Year (1st with Eagles) **Draft:** D2-15 (46th overall) by SF **Acquired:** FA-SF-22  
**College:** Samford **Hometown (HS):** Mobile, AL (Davidson)



### CAREER STATISTICS

Year	Team	GP/S	TACKLES				PASS RUSH			INTERCEPTIONS					FUMBLES		DEF SNAPS	
			Total	Solo	Asst	TFL	Sacks	QBH	QBP	Int	Yds	Lg	TD	PD	FF	FR	No	Pct
2015	San Francisco	15/8	64	51	13	3	2.0	2	N/A	1	25	25	0	3	1	0	719	63%
2016	San Francisco	15/6	49	36	13	4	1.0	3	6	0	0	--	0	3	0	0	615	53%
2017	San Francisco	9/9	54	37	17	3	0.5	2	4	1	37	37	0	3	0	0	595	53%
2018	San Francisco	8/8	41	31	10	4	0.0	0	1	1	23	23	0	2	0	0	437	41%
2019	San Francisco	12/12	44	31	13	1	0.5	1	1	0	0	--	0	2	1	2	674	66%
2020	San Francisco	7/7	28	19	9	1	0.0	0	0	1	16	16	0	4	0	0	373	36%
2021	San Francisco	14/14	64	41	23	4	0.0	1	1	0	0	--	0	1	0	0	727	67%
<b>Totals</b>		<b>80/64</b>	<b>344</b>	<b>246</b>	<b>98</b>	<b>21</b>	<b>4.0</b>	<b>9</b>	<b>13</b>	<b>4</b>	<b>101</b>	<b>37</b>	<b>0</b>	<b>18</b>	<b>2</b>	<b>2</b>	<b>---</b>	<b>---</b>

### PLAYOFFS

2019	San Francisco	3/3	14	11	3	1	1.0	1	1	0	0	--	0	0	0	0	188	100%
2021	San Francisco	3/3	13	8	5	1	0.0	0	0	0	0	--	0	0	0	0	205	100%
<b>Totals</b>		<b>6/6</b>	<b>27</b>	<b>19</b>	<b>8</b>	<b>2</b>	<b>1.0</b>	<b>1</b>	<b>1</b>	<b>0</b>	<b>0</b>	<b>--</b>	<b>0</b>	<b>0</b>	<b>0</b>	<b>0</b>	<b>---</b>	<b>---</b>

### ADDITIONAL STATISTICS

**Special Teams Tackles:** 23 - 2015 (1), 2016 (12), 2017 (1), 2018 (1), 2019 (4), 2020 (2), 2021 (2)

### CAREER HIGHS

<b>Tackles</b>	11	12/11/16 vs. NYJ
<b>Sacks</b>	1.0	4x, last: 2/2/20 at KC (SB)
<b>INTs</b>	1	4x, last: 9/13/20 vs. Ari.
<b>PDs</b>	2	11/8/15 vs. Atl.
<b>FFs</b>	1	2x, last: 11/11/19 vs. Sea.
<b>FRs</b>	1	2x, last: 11/17/19 vs. Ari.

### BIRDSEED

- ▶ Hosts an annual football camp for kids in his hometown of Mobile, AL ... The goal of the camp is to allow one day of football training to help impact the other 364 days of the year by participants being partnered with a mentor/coach from the camp ... Humbly accepted a key to the city while running his inaugural camp during the 2016 offseason
- ▶ Previously represented the Epilepsy Foundation of Northern California through the NFL's *My Cause My Cleats* campaign ... Decided to support the foundation after being inspired by his close friend and manager whose daughter, Aria, was diagnosed with epilepsy at four months old ... No medicine was helping and Aria would have up to 100 seizures a day, but after brain surgery, where a piece of her brain was removed, she is now seizure free ... Wants to raise awareness for epilepsy since it is something that so many people still know so little about
- ▶ Partnered with Vitality Bowls during the 2020 offseason to create the "Smart Tartt" Smoothie, which was developed by Tartt himself and was made with fresh juiced apple, mango juice, fresh juiced carrot, açai, banana, pineapple and spinach ... 10 percent of the proceeds of the limited-time smoothie went towards funding school supplies, clothing, and transportation vouchers for students in the East Side Union High School District, which serves more than 22,000 children throughout San Jose, CA, including a large population of low-income families
- ▶ His football career has been heavily influenced by his family ... Played his first year of football as a high school senior in 2009 to honor his grandfather, Alfred Lewis, who had passed away in the summer ... Also chose to attend Samford at the urging of his mother, a traveling nurse who wanted to go there herself because of their pharmacy school
- ▶ Played with **James Bradberry** during his time at Samford





2021 GAME-BY-GAME STATISTICS (SF)												
Date	Opp		GP/S	Tot	Solo	Sk	Int	PD	FF	FR	Snaps	Pct
Sep 12	at Det	W	1/1	7	5	0.0	0	0	0	0	72	78%
Sep 19	at Phi	W	1/1	7	3	0.0	0	1	0	0	58	100%
Sep 26	GB	L	1/1	4	3	0.0	0	0	0	0	63	100%
Oct 3	Sea	L	1/1	4	2	0.0	0	0	0	0	56	100%
Oct 10	at Ari	L	1/1	7	3	0.0	0	0	0	0	61	100%
Oct 24	Ind	L	1/1	3	2	0.0	0	0	0	0	40	59%
Oct 31	at Chi	W	0/0	RESERVE/INJURED								
Nov 7	Ari	L	0/0	RESERVE/INJURED								
Nov 15	LAR	W	0/0	RESERVE/INJURED								
Nov 21	at Jax	W	1/1	2	1	0.0	0	0	0	0	40	87%
Nov 28	Min	W	1/1	3	3	0.0	0	0	0	0	34	62%
Dec 5	at Sea	L	1/1	4	4	0.0	0	0	0	0	35	50%
Dec 12	at Cin	W	1/1	7	3	0.0	0	0	0	0	46	69%
Dec 19	Atl	W	1/1	4	3	0.0	0	0	0	0	54	90%
Dec 23	at Ten	L	1/1	6	5	0.0	0	0	0	0	62	100%
Jan 2	Hou	W	1/1	4	2	0.0	0	0	0	0	67	100%
Jan 9	at LAR	W	1/1	2	2	0.0	0	0	0	0	39	60%
<b>Totals</b>			<b>14/14</b>	<b>64</b>	<b>41</b>	<b>0.0</b>	<b>0</b>	<b>1</b>	<b>0</b>	<b>0</b>	<b>727</b>	<b>67%</b>
PLAYOFFS												
Jan 16	at Dal	W	1/1	2	2	0.0	0	0	0	0	72	100%
Jan 22	at GB	W	1/1	5	3	0.0	0	0	0	0	56	100%
Jan 30	at LAR	L	1/1	6	3	0.0	0	0	0	0	77	100%
<b>Totals</b>			<b>3/3</b>	<b>13</b>	<b>8</b>	<b>0.0</b>	<b>0</b>	<b>0</b>	<b>0</b>	<b>0</b>	<b>205</b>	<b>100%</b>



2020 GAME-BY-GAME STATISTICS (SF)												
Date	Opp		GP/S	Tot	Solo	Sk	Int	PD	FF	FR	Snaps	Pct
Sep 13	Ari	L	1/1	4	3	0.0	1	1	0	0	82	100%
Sep 20	at NYJ	W	1/1	4	3	0.0	0	0	0	0	52	80%
Sep 27	at NYG	W	1/1	3	2	0.0	0	1	0	0	45	87%
Oct 4	Phi	L	1/1	3	3	0.0	0	1	0	0	62	100%
Oct 11	Mia	L	1/1	7	5	0.0	0	0	0	0	67	100%
Oct 18	LAR	W	1/1	0	0	0.0	0	0	0	0	32	53%
Oct 25	at NE	W	0/0	INACTIVE								
Nov 1	at Sea	L	0/0	INACTIVE								
Nov 5	GB	L	1/1	7	3	0.0	0	1	0	0	33	50%
Nov 15	at NO	L	0/0	RESERVE/INJURED								
Nov 29	at LAR	W	0/0	RESERVE/INJURED								
Dec 7	Buf	L	0/0	RESERVE/INJURED								
Dec 13	Was	L	0/0	RESERVE/INJURED								
Dec 20	at Dal	L	0/0	RESERVE/INJURED								
Dec 26	at Ari	W	0/0	RESERVE/INJURED								
Jan 3	Sea	L	0/0	RESERVE/INJURED								
<b>Totals</b>			<b>7/7</b>	<b>28</b>	<b>19</b>	<b>0.0</b>	<b>1</b>	<b>4</b>	<b>0</b>	<b>0</b>	<b>373</b>	<b>36%</b>

**NOTES TO KNOW**

- ▶ Including playoffs, has started all 62 games in which he has played dating back to the 2016 campaign ... Has never missed a defensive snap in the postseason (393) ... During his time with the 49ers, played in two NFC Championship Games (2019, '21) as well as Super Bowl LIV

**2021 SEASON - 49ERS**

- ▶ Totaled a career-high-tying 64 tackles (41 solo) with 4 TFLs and 1 PD over a career-high 727 defensive snaps in the regular season ... Also registered 13 tackles (8 solo) with 1 TFL during the playoffs

**2020 SEASON - 49ERS**

- ▶ Produced 28 tackles (19 solo) with a career-high 4 PDs and 1 INT
- ▶ Intercepted Cardinals QB **Kyler Murray** during the second quarter at the ARI 37 to set up a 49ers scoring drive vs. Ari. (9/13/20)

**2019 SEASON - 49ERS**

- ▶ Logged 44 tackles (31 solo) with 2 PDs, 2 FRs, 1 FF and 0.5 sacks in the regular season ... Posted 14 tackles (11 solo) with 1.0 sack during a postseason run that resulted in a Super Bowl LIV appearance
- ▶ Tallied 5 solo tackles and sacked Chiefs QB **Patrick Mahomes** during the fourth quarter at KC (2/2/20) in Super Bowl LIV
- ▶ Sacked Packers QB **Aaron Rodgers** with the help of DE **Arik Armstead** during the fourth quarter of the 37-8 victory vs. GB (11/24/19)
- ▶ Forced a fumble by Seahawks WR **D.K. Metcalf** and recovered the ball to protect the 49ers' first-half lead vs. Sea. (11/11/19)

**2018 SEASON - 49ERS**

- ▶ Recorded 41 tackles (31 solo) with 4 TFLs, 2 PDs and 1 INT
- ▶ Picked off Cardinals QB **Josh Rosen** at Ari. (10/28/18)

**2017 SEASON - 49ERS**

- ▶ Made 54 tackles (37 solo) with 3 TFLs, 3 PDs, 1 INT and 0.5 sacks
- ▶ Notched a split-sack against Colts QB **Jacoby Brissett** with DT **Xavier Cooper** during the first quarter at Ind. (10/8/17)
- ▶ Opened the regular season with 1 PD in three consecutive contests ... Produced 7 solo tackles and an INT against Panthers QB **Cam Newton** in the season opener vs. Car. (9/10/17)

**2016 SEASON - 49ERS**

- ▶ Posted 49 tackles (36 solo) with 4 TFLs, 3 PDs and 1.0 sack





2019 GAME-BY-GAME STATISTICS (SF)												
Date	Opp		GP/S	Tot	Solo	Sk	Int	PD	FF	FR	Snaps	Pct
Sep 8	at TB	W	1/1	5	3	0.0	0	0	0	0	69	100%
Sep 15	at Cin	W	1/1	5	2	0.0	0	0	0	0	54	78%
Sep 22	Pit	W	1/1	3	3	0.0	0	1	0	0	53	100%
Oct 7	Cle	W	1/1	5	3	0.0	0	0	0	0	46	100%
Oct 13	at LAR	W	1/1	2	1	0.0	0	0	0	0	52	100%
Oct 20	at Was	W	1/1	4	3	0.0	0	0	0	0	45	100%
Oct 27	Car	W	1/1	1	1	0.0	0	1	0	0	54	79%
Oct 31	at Ari	W	1/1	4	3	0.0	0	0	0	0	56	100%
Nov 11	Sea	L	1/1	5	3	0.0	0	0	1	1	73	100%
Nov 17	Ari	W	1/1	3	3	0.0	0	0	0	1	67	100%
Nov 24	GB	W	1/1	4	3	0.5	0	0	0	0	67	85%
Dec 1	at Bal	L	1/1	3	3	0.0	0	0	0	0	38	58%
Dec 8	at NO	W	0/0	INACTIVE								
Dec 15	Atl	L	0/0	INACTIVE								
Dec 21	LAR	W	0/0	INACTIVE								
Dec 29	at Sea	W	0/0	INACTIVE								
<b>Totals</b>			<b>12/12</b>	<b>44</b>	<b>31</b>	<b>0.5</b>	<b>0</b>	<b>2</b>	<b>1</b>	<b>2</b>	<b>674</b>	<b>66%</b>
PLAYOFFS												
Jan 11	Min	W	1/1	1	1	0.0	0	0	0	0	46	100%
Jan 19	GB	W	1/1	8	5	0.0	0	0	0	0	63	100%
Feb 2	at KC	L	1/1	5	5	1.0	0	0	0	0	79	100%
<b>Totals</b>			<b>3/3</b>	<b>14</b>	<b>11</b>	<b>1.0</b>	<b>0</b>	<b>0</b>	<b>0</b>	<b>0</b>	<b>188</b>	<b>100%</b>



2018 GAME-BY-GAME STATISTICS (SF)												
Date	Opp		GP/S	Tot	Solo	Sk	Int	PD	FF	FR	Snaps	Pct
Sep 9	at Min	L	1/1	6	5	0.0	0	1	0	0	71	100%
Sep 16	Det	W	1/1	5	3	0.0	0	0	0	0	71	92%
Sep 23	at KC	L	0/0	INACTIVE								
Sep 30	at LAC	L	0/0	INACTIVE								
Oct 7	Ari	L	1/1	3	2	0.0	0	0	0	0	50	98%
Oct 15	at GB	L	1/1	9	7	0.0	0	0	0	0	70	99%
Oct 21	LAR	L	1/1	7	6	0.0	0	0	0	0	56	92%
Oct 28	at Ari	L	1/1	1	1	0.0	1	1	0	0	25	38%
Nov 1	Oak	W	0/0	INACTIVE								
Nov 12	NYG	L	0/0	INACTIVE								
Nov 25	at TB	L	1/1	6	3	0.0	0	0	0	0	65	89%
Dec 2	at Sea	L	1/1	4	4	0.0	0	0	0	0	29	50%
Dec 9	Den	W	0/0	INACTIVE								
Dec 16	Sea	W	0/0	INACTIVE								
Dec 23	Chi	L	0/0	INACTIVE								
Dec 30	at LAR	L	0/0	RESERVE/INJURED								
<b>Totals</b>			<b>8/8</b>	<b>41</b>	<b>31</b>	<b>0.0</b>	<b>1</b>	<b>2</b>	<b>0</b>	<b>0</b>	<b>437</b>	<b>41%</b>

- ▶ Registered a career-high 11 tackles (9 solo) and a third-quarter sack against Jets QB **Bryce Petty** vs. NYJ (12/11/16)

**2015 SEASON - 49ERS**

- ▶ Totaled a career-high 64 tackles (51 solo) with 3 TFLs, 3 PDs, a career-high 2.0 sacks, 1 INT and 1 FF during his rookie season
- ▶ Collected a season-high 8 tackles (7 solo) and tallied his first career INT against Browns QB **Johnny Manziel** at Cle. (12/13/15)
- ▶ Brought down Bears QB **Jay Cutler** in the win at Chi. (12/6/15)
- ▶ Logged a career-high 2 PDs in the win vs. Atl. (11/8/15)
- ▶ Earned his first career sack against Vikings QB **Teddy Bridgewater** in the season-opening victory vs. Min. (9/14/15)

**COLLEGE HIGHLIGHTS**

- ▶ Played collegiately at Samford, where he was a two-time All-American and All-Southern Conference honoree who became the first player in school history to earn a Senior Bowl invitation ... Also became just the sixth Bulldog to be selected in the NFL Draft and holds the distinction as the first such player drafted in the second round or higher

**PERSONAL**

- ▶ Attended Davidson (AL) High School ... Started at safety and tallied 72 tackles (48 solo) with 5 PDs, 2 INTs, 1 FF and 1 FR during his senior campaign ... Also participated in basketball in high school
- ▶ Studied psychology during his time at Samford
- ▶ Is the son of Sean King, Sr. and Cheryl Tartt

**TRANSACTIONS**

- ▶ **2015** - Drafted by SF in 2nd round (46th overall) ... **7/31/16** - Placed on Reserve/Non-Football Injury ... **8/6/16** - Activated from Reserve/Non-Football Injury ... **11/6/17** - Placed on Reserve/Injured ... **4/27/18** - Signed by SF to 2-year contract extension ... **12/24/18** - Placed on Reserve/Injured ... **11/11/20** - Placed on Reserve/Injured ... **3/22/21** - Re-signed by SF to 1-year contract ... **7/28/21** - Placed on Reserve/COVID-19 ... **8/6/21** - Activated from Reserve/COVID-19 ... **8/6/21** - Placed on Active/Physically Unable to Perform ... **8/25/21** - Activated from Active/Physically Unable to Perform ... **10/31/21** - Placed on Reserve/Injured ... **11/20/21** - Activated from Reserve/Injured ... **6/17/22** - Agreed to terms with PHI on 1-year contract



2017 GAME-BY-GAME STATISTICS (SF)												
Date	Opp		GP/S	Tot	Solo	Sk	Int	PD	FF	FR	Snaps	Pct
Sep 10	Car	L	1/1	7	7	0.0	1	1	0	0	67	100%
Sep 17	at Sea	L	1/1	5	2	0.0	0	1	0	0	82	100%
Sep 21	LAR	L	1/1	7	6	0.0	0	1	0	0	47	72%
Oct 1	at Ari	L	1/1	6	3	0.0	0	0	0	0	86	100%
Oct 8	at Ind	L	1/1	7	3	0.5	0	0	0	0	76	100%
Oct 15	at Was	L	1/1	6	4	0.0	0	0	0	0	73	99%
Oct 22	Dal	L	1/1	6	5	0.0	0	0	0	0	75	100%
Oct 29	at Phi	L	1/1	7	5	0.0	0	0	0	0	70	100%
Nov 5	Ari	L	1/1	3	2	0.0	0	0	0	0	19	25%
Nov 12	NYG	W	0/0	RESERVE/INJURED								
Nov 26	Sea	L	0/0	RESERVE/INJURED								
Dec 3	at Chi	W	0/0	RESERVE/INJURED								
Dec 10	at Hou	W	0/0	RESERVE/INJURED								
Dec 17	Ten	W	0/0	RESERVE/INJURED								
Dec 24	Jax	W	0/0	RESERVE/INJURED								
Dec 31	at LAR	W	0/0	RESERVE/INJURED								
<b>Totals</b>			<b>9/9</b>	<b>54</b>	<b>37</b>	<b>0.5</b>	<b>1</b>	<b>3</b>	<b>0</b>	<b>0</b>	<b>595</b>	<b>53%</b>

2016 GAME-BY-GAME STATISTICS (SF)												
Date	Opp		GP/S	Tot	Solo	Sk	Int	PD	FF	FR	Snaps	Pct
Sep 12	LAR	W	1/0	1	1	0.0	0	0	0	0	16	26%
Sep 18	at Car	L	1/0	1	1	0.0	0	0	0	0	21	25%
Sep 25	at Sea	L	1/0	2	0	0.0	0	0	0	0	30	43%
Oct 2	Dal	L	1/0	3	3	0.0	0	0	0	0	37	49%
Oct 6	Ari	L	1/0	4	2	0.0	0	1	0	0	42	62%
Oct 16	at Buf	L	0/0	INACTIVE								
Oct 23	TB	L	1/0	2	2	0.0	0	0	0	0	9	12%
Nov 6	NO	L	1/0	1	1	0.0	0	1	0	0	25	29%
Nov 13	at Ari	L	1/0	0	0	0.0	0	0	0	0	28	35%
Nov 20	NE	L	1/0	2	1	0.0	0	0	0	0	26	34%
Nov 27	at Mia	L	1/1	2	1	0.0	0	0	0	0	48	81%
Dec 4	at Chi	L	1/1	4	3	0.0	0	0	0	0	59	94%
Dec 11	NYJ	L	1/1	11	9	1.0	0	0	0	0	84	100%
Dec 18	at Atl	L	1/1	8	7	0.0	0	0	0	0	67	99%
Dec 24	at LAR	W	1/1	5	3	0.0	0	0	0	0	59	100%
Jan 1	Sea	L	1/1	3	2	0.0	0	1	0	0	64	100%
<b>Totals</b>			<b>15/6</b>	<b>49</b>	<b>36</b>	<b>1.0</b>	<b>0</b>	<b>3</b>	<b>0</b>	<b>0</b>	<b>615</b>	<b>53%</b>



2015 GAME-BY-GAME STATISTICS (SF)												
Date	Opp		GP/S	Tot	Solo	Sk	Int	PD	FF	FR	Snaps	Pct
Sep 14	Min	W	1/0	4	4	1.0	0	0	0	0	19	35%
Sep 20	at Pit	L	1/0	0	0	0.0	0	0	0	0	11	19%
Sep 27	at Ari	L	1/0	1	1	0.0	0	0	0	0	18	24%
Oct 4	GB	L	1/0	0	0	0.0	0	0	0	0	7	10%
Oct 11	at NYG	L	1/0	4	3	0.0	0	0	0	0	23	29%
Oct 18	Bal	W	1/0	3	3	0.0	0	0	0	0	14	18%
Oct 22	Sea	L	1/0	8	6	0.0	0	0	0	0	48	67%
Nov 1	at StL	L	1/1	6	5	0.0	0	0	1	0	69	100%
Nov 8	Atl	W	1/1	4	3	0.0	0	2	0	0	64	100%
Nov 22	at Sea	L	1/1	8	4	0.0	0	0	0	0	75	96%
Nov 29	Ari	L	1/1	6	5	0.0	0	0	0	0	80	100%
Dec 6	at Chi	W	1/1	7	5	1.0	0	0	0	0	78	100%
Dec 13	at Cle	L	1/1	8	7	0.0	1	1	0	0	78	100%
Dec 20	Cin	L	1/1	2	2	0.0	0	0	0	0	64	100%
Dec 27	at Det	L	1/1	3	3	0.0	0	0	0	0	71	100%
Jan 3	StL	W	0/0	INACTIVE								
<b>Totals</b>			<b>15/8</b>	<b>64</b>	<b>51</b>	<b>2.0</b>	<b>1</b>	<b>3</b>	<b>1</b>	<b>0</b>	<b>719</b>	<b>63%</b>



# DAVION TAYLOR

LINEBACKER | 52

(pronounced DAY-vee-on)

Height: 6-1 Weight: 230 DOB: Aug. 5, 1998 (Age 23)

NFL Experience: 3rd Year (3rd with Eagles) Draft: D3-20 (103rd overall) by PHI

College: Colorado Hometown (HS): Magnolia, MS (South Pike)



## CAREER STATISTICS

Year	Team	GP/S	TACKLES				PASS RUSH			INTERCEPTIONS					FUMBLES		DEF SNAPS	
			Total	Solo	Asst	TFL	Sacks	QBH	QBP	Int	Yds	Lg	TD	PD	FF	FR	No	Pct
2020	Philadelphia	12/1	4	4	0	0	0.0	0	0	0	0	--	0	0	0	0	32	3%
2021	Philadelphia	9/6	39	24	15	1	0.0	0	0	0	0	--	0	0	2	0	250	22%
<b>Totals</b>		<b>21/7</b>	<b>43</b>	<b>28</b>	<b>15</b>	<b>1</b>	<b>0.0</b>	<b>0</b>	<b>0</b>	<b>0</b>	<b>0</b>	<b>--</b>	<b>0</b>	<b>0</b>	<b>2</b>	<b>0</b>	<b>---</b>	<b>---</b>

## ADDITIONAL STATISTICS

Special Teams Tackles: 8 - 2020 (6), 2021 (2)

## CAREER HIGHS

Tackles	8	11/7/21 vs. LAC
Sacks	--	---
INTs	--	---
PDs	--	---
FFs	2	11/14/21 at Den.
FRs	--	---

**Hobbies:** Binge-watching shows and working out ... **Bucket list:** Win a Super Bowl ... **Surprisingly good at:** Playing drums ... **If he could play another sport, what position:** Basketball, center ... **Player he models his game after:** Deion Jones ... **Favorite athletes growing up:** Ray Lewis and LeBron James ... **Favorite quote:** "Now faith is the substance of things hoped for and the evidence of things not seen." - Hebrews 11:1 ... **Favorite music:** Hip-hop, gospel, Christian rap



## BIRDSEED

- ▶ His mother, Stephanie, raised him as a Seventh Day Adventist, which allowed him to only compete in one varsity football game during his time at South Pike (MS) High School ... Church members observe the Sabbath from sunset on Friday to sunset on Saturday
- ▶ Practiced every week with his high school team, even though his religious beliefs barred him from playing on Friday nights ... Sought additional ways to contribute to the team by volunteering to help line the field on Thursdays, stocking the benches and washing uniforms
- ▶ Due to his lack of game film, did not receive offers to play college football ... Attended Coahoma C.C. and aimed to make the team, despite JUCO rosters being limited to only 55 scholarship players ... Practiced with the team throughout camp knowing the roster did not have to be certified until the first week of the season ... Received a scholarship offer when another player opted to leave the program
- ▶ His older brother, LaDarris, was a standout QB in Magnolia, MS, but he also could not participate in varsity football games due to the family's faith ... Served four years in the Marines after graduating

## 2021 SEASON - EAGLES

- ▶ Totaled 39 tackles (24 solo) and 2 FFs in 250 defensive snaps
- ▶ Registered a career-high 2 FFs in the 30-13 victory at Den. (11/14/21) ... At the end of the third quarter, stripped the ball from Broncos RB **Melvin Gordon**, which was recovered by **Darius Slay** and returned 83 yards for a TD ... Became the first Eagles LB to produce multiple FFs in a game since **Nate Wayne** on 9/20/04 vs. Minnesota (also 2)
- ▶ Logged a career-high 8 tackles (1 TFL) vs. LAC (11/7/21)

## 2020 SEASON - EAGLES

- ▶ Saw action in 177 special teams snaps and 32 defensive snaps ... Finished his rookie year with a career-high 6 special teams tackles

## COLLEGE HIGHLIGHTS

- ▶ Played his junior and senior seasons at Colorado, combining for 129 tackles, 18 TFLs, 6 PDs, 3 FRs (1 TD) and 2.0 sacks in 24 games
- ▶ Named a team captain in 2019 and earned All-Pac-12 honorable mention after producing 72 tackles, 8 TFLs, 4 PDs, 1.0 sack and 1 FR
- ▶ Began his collegiate career at Coahoma C.C. (Clarksdale, MS) ... Posted 87 tackles, 3 TFLs, 3 PDs and 1 INT as a sophomore



2021 GAME-BY-GAME STATISTICS (PHI)													
Date	Opp		GP/S	Tot	Solo	Sk	Int	PD	FF	FR	Snaps	Pct	
Sep 12	at Atl	W	0/0	INACTIVE									
Sep 19	SF	L	1/0	2	0	0.0	0	0	0	0	9	13%	
Sep 27	at Dal	L	0/0	INACTIVE									
Oct 3	KC	L	1/0	2	1	0.0	0	0	0	0	9	13%	
Oct 10	at Car	W	1/0	4	3	0.0	0	0	0	0	24	34%	
Oct 14	TB	L	1/1	4	2	0.0	0	0	0	0	37	49%	
Oct 24	at LV	L	1/1	6	2	0.0	0	0	0	0	36	55%	
Oct 31	at Det	W	1/1	5	3	0.0	0	0	0	0	39	63%	
Nov 7	LAC	L	1/1	8	6	0.0	0	0	0	0	49	71%	
Nov 14	at Den	W	1/1	7	6	0.0	0	0	2	0	410	69%	
Nov 21	NO	W	1/1	1	1	0.0	0	0	0	0	7	11%	
Nov 28	at NYG	L	0/0	RESERVE/INJURED									
Dec 5	at NYJ	W	0/0	RESERVE/INJURED									
Dec 21	Was	W	0/0	RESERVE/INJURED									
Dec 26	NYG	W	0/0	RESERVE/INJURED									
Jan 2	at Was	W	0/0	RESERVE/INJURED									
Jan 8	Dal	L	0/0	RESERVE/INJURED									
<b>Totals</b>			<b>9/6</b>	<b>39</b>	<b>24</b>	<b>0.0</b>	<b>0</b>	<b>0</b>	<b>2</b>	<b>0</b>	<b>250</b>	<b>22%</b>	
PLAYOFFS													
Jan 16	at TB	L	0/0	RESERVE/INJURED									
<b>Totals</b>			<b>0/0</b>	<b>0</b>	<b>0</b>	<b>0.0</b>	<b>0</b>	<b>0</b>	<b>0</b>	<b>0</b>	<b>0</b>	<b>0%</b>	

**PERSONAL**

- ▶ In addition to playing football at Colorado, was an All-Pac-12 selection in the 100-meter dash during his 2018 outdoor season ... Also competed in the 100- and 200-meter events at Coahoma C.C., qualifying for the NFCAA Track & Field Championships

**TRANSACTIONS**

- ▶ **2020** - Drafted by PHI in 3rd round (103rd overall) ... **12/9/20** - Placed on Reserve/Injured ... **11/24/21** - Placed on Reserve/Injured

2020 GAME-BY-GAME STATISTICS (PHI)													
Date	Opp		GP/S	Tot	Solo	Sk	Int	PD	FF	FR	Snaps	Pct	
Sep 13	at Was	L	1/0	0	0	0.0	0	0	0	0	0	0%	
Sep 20	LAR	L	1/0	0	0	0.0	0	0	0	0	0	0%	
Sep 27	Cin	T	1/0	0	0	0.0	0	0	0	0	0	0%	
Oct 4	at SF	W	1/0	0	0	0.0	0	0	0	0	0	0%	
Oct 11	at Pit	L	1/0	0	0	0.0	0	0	0	0	0	0%	
Oct 18	Bal	L	1/0	2	2	0.0	0	0	0	0	11	15%	
Oct 22	NYG	W	1/0	0	0	0.0	0	0	0	0	0	0%	
Nov 1	Dal	W	1/0	0	0	0.0	0	0	0	0	0	0%	
Nov 15	at NYG	L	1/0	0	0	0.0	0	0	0	0	3	4%	
Nov 22	at Cle	L	1/1	2	2	0.0	0	0	0	0	18	27%	
Nov 30	Sea	L	1/0	0	0	0.0	0	0	0	0	0	0%	
Dec 6	at GB	L	1/0	0	0	0.0	0	0	0	0	0	0%	
Dec 13	NO	W	0/0	RESERVE/INJURED									
Dec 20	at Ari	L	0/0	RESERVE/INJURED									
Dec 27	at Dal	L	0/0	RESERVE/INJURED									
Jan 3	Was	L	0/0	RESERVE/INJURED									
<b>Totals</b>			<b>12/1</b>	<b>4</b>	<b>4</b>	<b>0.0</b>	<b>0</b>	<b>0</b>	<b>0</b>	<b>0</b>	<b>32</b>	<b>3%</b>	





# NOAH TOGIAI

TIGHT END | 83

(pronounced tong-EE-eye)

Height: 6-4 Weight: 244 DOB: July 6, 1997 (Age 25)

NFL Experience: 2nd Year (1st with Eagles) Draft: UDFA-20 by PHI Acquired: FA-21

College: Oregon State Hometown (HS): West Valley City, UT (Hunter)



## CAREER STATISTICS

Year	Team	GP/S	RECEIVING					OFF SNAPS	
			Rec	Yds	Avg	Lg	TD	No	Pct
2020	Indianapolis	4/0	0	0	---	---	0	72	7%
2021	Philadelphia	1/0	0	0	---	---	0	24	2%
<b>Totals</b>		<b>5/0</b>	<b>0</b>	<b>0</b>	<b>---</b>	<b>---</b>	<b>0</b>	<b>---</b>	<b>---</b>

## ADDITIONAL STATISTICS

Special Teams Tackles: 2 - 2021 (2)

## CAREER HIGHS

Receptions	--	---
Receiving Yards	--	---
Receiving Long	--	---
Receiving TDs	--	---



## BIRDSEED

- ▶ A star basketball player in high school who was recruited to play collegiately at Oregon State, Utah and Utah State ... Utah State eventually offered him the chance to play basketball and football, with Oregon State doing the same not long after ... Weighed 197 pounds upon entering college and gained 40 pounds during his freshman year ... Chose to pursue football as his only sport after his body was no longer built for basketball, relieving the stress of his two-sport schedule

## 2021 SEASON - EAGLES

- ▶ Saw action in a combined 40 snaps (24 offense, 16 special teams) and posted 2 special teams tackles vs. Dal. (1/8/22)

## 2020 SEASON - COLTS

- ▶ Appeared in 72 offensive snaps as a rookie

## COLLEGE HIGHLIGHTS

- ▶ Totaled 102 receptions for 1,048 yards and 10 TDs in 44 career games (37 starts) at Oregon State ... Became the sixth TE in Oregon State history to surpass 1,000 career receiving yards
- ▶ Caught 44 passes for 406 yards and 3 TDs in 2019 ... Named All-Pac-12 honorable mention ... Voted second-team All-Pac-12 after registering 461 yards and 2 TDs on 34 receptions in 2017

## PERSONAL

- ▶ Prepped at Hunter (UT) High School, where he recorded 92 receptions for 1,496 yards and 14 TDs ... Rated the No. 39 TE in the nation and No. 1 in Utah by Scout ... Also played basketball
- ▶ Majored in sociology at Oregon State
- ▶ Is the son of Kaio and Gina Togiai

## TRANSACTIONS

- ▶ **2020** - Signed by PHI as UDFA ... **9/5/20** - Waived by PHI ... **9/6/20** - Claimed off waivers by IND ... **12/5/20** - Placed on Reserve/Injured ... **1/2/21** - Activated from Reserve/Injured ... **8/24/21** - Waived/injured by IND ... **8/25/21** - Placed on Reserve/Injured ... **9/2/21** - Released by IND ... **10/11/21** - Signed by PHI to practice squad ... **10/14/21** - Elevated by PHI from practice squad as COVID-19 replacement for Week 6 vs. Tampa Bay ... **12/27/21** - Placed on Reserve/COVID-19 ... **1/4/22** - Activated from Reserve/COVID-19 ... **1/8/22** - Elevated by PHI from practice squad as COVID-19 replacement for Week 18 vs. Dallas ... **1/18/22** - Signed by PHI to reserve/future contract

**Hobbies:** Playing basketball ... **Favorite athlete growing up:** Carmelo Anthony ... **Favorite sports moment:** Dunking a basketball for the first time in seventh grade ... **Desired talent:** Ability to sing



2021 GAME-BY-GAME STATISTICS (PHI)												
Date	Opp	GP/S	Rec	Yds	Avg	Lg	TD	Snaps	Pct			
NOT ON NFL ROSTER												
NOT ON NFL ROSTER												
NOT ON NFL ROSTER												
NOT ON NFL ROSTER												
NOT ON NFL ROSTER												
Oct 14	TB	L	0/0	DID NOT PLAY								
Oct 24	at LV	L	---	EAGLES PRACTICE SQUAD								
Oct 31	at Det	W	---	EAGLES PRACTICE SQUAD								
Nov 7	LAC	L	---	EAGLES PRACTICE SQUAD								
Nov 14	at Den	W	---	EAGLES PRACTICE SQUAD								
Nov 21	NO	W	---	EAGLES PRACTICE SQUAD								
Nov 28	at NYG	L	---	EAGLES PRACTICE SQUAD								
Dec 5	at NYJ	W	---	EAGLES PRACTICE SQUAD								
Dec 21	Was	W	---	EAGLES PRACTICE SQUAD								
Dec 26	NYG	W	---	EAGLES PRACTICE SQUAD								
Jan 2	at Was	W	---	RESERVE/COVID-19 (PRACTICE SQUAD)								
Jan 8	Dal	L	1/0	0	0	---	--	0	24	32%		
<b>Totals</b>			<b>1/0</b>	<b>0</b>	<b>0</b>	<b>---</b>	<b>--</b>	<b>0</b>	<b>24</b>	<b>2%</b>		
PLAYOFFS												
Jan 16	at TB	L	---	EAGLES PRACTICE SQUAD								
<b>Totals</b>			<b>0/0</b>	<b>0</b>	<b>0</b>	<b>---</b>	<b>--</b>	<b>0</b>	<b>0</b>	<b>0%</b>		

2020 GAME-BY-GAME STATISTICS (IND)												
Date	Opp	GP/S	Rec	Yds	Avg	Lg	TD	Snaps	Pct			
Sep 13	at Jax	L	0/0	INACTIVE								
Sep 20	Min	W	1/0	0	0	---	--	0	37	51%		
Sep 27	NYJ	W	1/0	0	0	---	--	0	15	25%		
Oct 4	at Chi	W	0/0	INACTIVE								
Oct 11	at Cle	L	0/0	INACTIVE								
Oct 18	Cin	W	1/0	0	0	---	--	0	4	6%		
Nov 1	at Det	W	0/0	INACTIVE								
Nov 8	Bal	L	0/0	INACTIVE								
Nov 12	at Ten	W	1/0	0	0	---	--	0	16	23%		
Nov 22	GB	W	0/0	INACTIVE								
Nov 29	Ten	L	0/0	INACTIVE								
Dec 6	at Hou	W	0/0	RESERVE/INJURED								
Dec 13	at LV	W	0/0	RESERVE/INJURED								
Dec 20	Hou	W	0/0	RESERVE/INJURED								
Dec 27	at Pit	L	0/0	RESERVE/INJURED								
Jan 3	Jax	W	0/0	INACTIVE								
<b>Totals</b>			<b>4/0</b>	<b>0</b>	<b>0</b>	<b>---</b>	<b>--</b>	<b>0</b>	<b>72</b>	<b>7%</b>		



# BRETT TOTH

TACKLE/GUARD | 64

(pronounced TOETH)

Height: 6-6 Weight: 304 DOB: Sept. 1, 1996 (Age 25)

NFL Experience: 4th Year (3rd with Eagles) Draft: UDFA-19 by PHI Acquired: W-Ari-20

College: Army Hometown (HS): Charleston, SC (West Ashley)



## CAREER STATISTICS

Year	Team	GP/S	STARTS				OFF SNAPS	
			LT	LG	RG	RT	No	Pct
2019	Arizona	0/0	0	0	0	0	0	0%
2020	Philadelphia	6/1	0	0	0	1	94	8%
2021	Philadelphia	11/0	0	0	0	0	53	5%
<b>Totals</b>		<b>17/1</b>	<b>0</b>	<b>0</b>	<b>0</b>	<b>1</b>	---	---

**First job:** "Bus boy at a Southern cooking buffet, and it was terrible."

... **Bucket list:** Seeing the Northern lights with his wife, who used to live in Alaska... **Desired talent:** Ability to sing or play an instrument...

**Favorite movies:** *Gladiator* and *Cinderella Man* ... **Favorite TV show:** *Band of Brothers* ... **If he could be a fly on the wall for a moment in history:**

"A presidential inauguration, because you know there's national secrets. Kind of gets you thinking, almost like *National Treasure*..." **Food that he couldn't live without:** "My favorite, 100 percent, is shrimp and grits, but I couldn't do without sushi. There are just so many different assortments of sushi. Endless possibilities."



## BIRDSEED

- ▶ A first lieutenant in the U.S. Army who received a waiver to pursue an NFL career while serving as an active-duty soldier ... In the offseason, when not taking part in football activities, he works as an instructor with the Temple University ROTC program in Philadelphia
- ▶ Earned a degree in nuclear engineering ... Returned to a career in the military after serving as a graduate assistant for the Black Knights in 2018, taking a Basic Officer Leadership Course at Fort Leonard Wood in Missouri ... As an engineer officer, learned about demolition, project management and construction ... Earned a platoon leader role with the 3rd Chemical Brigade doing Basic Combat Training
- ▶ Followed in the footsteps of numerous family members who served their country, including his father, Douglas, who is a Navy veteran ... His wife, Thereasa, was previously stationed in Korea
- ▶ Has supported Legacies Alive through the NFL's *My Cause My Cleats* initiative ... The foundation, which was created by combat veterans, is focused on strengthening and supporting the Gold Star families of our nation's fallen heroes as well as bringing awareness to the life and character of all service members who paid the ultimate sacrifice

## 2021 SEASON - EAGLES

- ▶ Appeared in a career-high 11 contests ... Played in 53 offensive snaps at the center (30), RG (14), RT (7) and TE (2) positions

## 2020 SEASON - EAGLES

- ▶ Saw action in 94 offensive snaps ... Made his first career start at RT during the regular-season finale vs. Was. (1/3/21)

## COLLEGE HIGHLIGHTS

- ▶ Played collegiately at Army, where he was a two-year starter at tackle ... Appeared in 31 games (28 starts) ... Started all 26 games (25 at RT) over his final two seasons with the Black Knights
- ▶ Ranked by *Pro Football Focus* as the nation's 5th-best run-blocking tackle in 2017 ... Invited to participate in the Senior Bowl following the 2017 season, becoming the first Army player to earn that honor ... Helped the Black Knights to the top rushing offense (4,710 yards) in the country during his senior season

## PERSONAL

- ▶ Attended West Ashley (SC) High School, where he was a team captain and received all-state and all-conference recognition as a TE ... Also competed in basketball and track and field ... Spent one year at the U.S. Military Prep Academy in 2013 before enrolling at Army

## TRANSACTIONS

- ▶ **2019** - Signed by PHI as UDFA ... **8/31/19** - Waived by PHI ... **9/1/19** - Claimed off waivers by ARI ... **10/19/19** - Placed on Reserve/Non-Football Injury ... **9/4/20** - Waived/injured by ARI ... **10/7/20** - Claimed off waivers by PHI ... **11/2/21** - Released by PHI ... **11/4/21** - Signed by PHI to practice squad ... **11/30/21** - Signed by PHI from practice squad to active roster ... **1/10/22** - Placed on Reserve/Injured



# MARLON TUIPULOTU

DEFENSIVE TACKLE | 95

*(pronounced TOO-ee-poo-LOE-too)*

**Height:** 6-2 **Weight:** 307 **DOB:** May 31, 1999 (Age 23)  
**NFL Experience:** 2nd Year (2nd with Eagles) **Draft:** D6a-21 (189th overall) by PHI  
**College:** USC **Hometown (HS):** Independence, OR (Central)



## CAREER STATISTICS

Year	Team	GP/S	TACKLES				PASS RUSH			INTERCEPTIONS					FUMBLES		DEF SNAPS	
			Total	Solo	Asst	TFL	Sacks	QBH	QBP	Int	Yds	Lg	TD	PD	FF	FR	No	Pct
2021	Philadelphia	5/0	5	1	4	0	0.0	0	1	0	0	--	0	0	0	0	55	5%
<b>Totals</b>		<b>5/0</b>	<b>5</b>	<b>1</b>	<b>4</b>	<b>0</b>	<b>0.0</b>	<b>0</b>	<b>1</b>	<b>0</b>	<b>0</b>	<b>--</b>	<b>0</b>	<b>0</b>	<b>0</b>	<b>0</b>	<b>---</b>	<b>---</b>

## CAREER HIGHS

<b>Tackles</b>	2	2x, last: 1/8/22 vs. Dal.
<b>Sacks</b>	--	---
<b>INTs</b>	--	---
<b>PDs</b>	--	---
<b>FFs</b>	--	---
<b>FRs</b>	--	---

**Nicknames:** Mar and Loni ... **Hobbies:** Playing basketball and video games (*Call of Duty* and *Madden*) ... **First job:** Worked at his father's landscaping business ... **Bucket list:** Visit the island of Tonga, play paintball and go skydiving ... **Desired talent:** Wishes he was better at instruments ... **Family tradition:** The family gets together for any big event (graduation or 21st birthday) and have a big feast ... **Biggest influences:** His parents ... **Favorite meal:** Mac and cheese ... **Favorite athletes growing up:** Kobe Bryant ... **Favorite sports moments:** Making the PAC 12 championship as a senior at USC



## BIRDSEED

- ▶ His younger brother, Tuli (DE), and cousin, **Talanoa Hufanga** (S), were teammates of his at USC ... Hufanga was selected by San Francisco in the 5th round (180th overall) of the 2021 NFL Draft ... His cousin, **Fili Moala** (DE), played with the Indianapolis Colts from 2009-14

## 2021 SEASON - EAGLES

- ▶ Totaled 5 tackles and 1 pressure in 55 defensive snaps as a rookie

## COLLEGE HIGHLIGHTS

- ▶ Registered 104 tackles (49 solo), 15 TFLs, 8.5 sacks, 3 PDs and 2 FFs in 33 career games (29 starts) at USC (2017-20)
- ▶ Started all six contests in a shortened 2020 season and produced 23 tackles (12 solo), 3.5 TFLs, 2.0 sacks and 1 FF ... Earned first-team All-Pac 12 honors from the *Associated Press*
- ▶ As a sophomore in 2019, started 12 games and posted career highs in tackles (46) and TFLs (6) ... Also logged 3 PDs, 2.0 sacks and 1 FF
- ▶ Recorded a career-high 4.5 sacks during his redshirt freshman season in 2018 ... Added 33 tackles (13 solo) and 5.5 TFLs

## PERSONAL

- ▶ Attended Central (OR) High School, where he was a 2016 *Prep Star* All-American, *USA Today* All-Oregon Defensive Player of the Year and All-State Class 5A Defensive Player of the Year ... Did not start playing football until his freshman year of high school
- ▶ Also competed in wrestling and was the top wrestler in Oregon, capturing the state championship in the 285-pound division
- ▶ Majored in political science while attending USC

## TRANSACTIONS

- ▶ **2021** - Drafted by PHI in 6th round (189th overall) ... **1/15/22** - Placed on Reserve/COVID-19





2021 GAME-BY-GAME STATISTICS (PHI)													
Date	Opp		GP/S	Tot	Solo	Sk	Int	PD	FF	FR	Snaps	Pct	
Sep 12	at Atl	W	1/0	0	0	0.0	0	0	0	0	6	8%	
Sep 19	SF	L	0/0	INACTIVE									
Sep 27	at Dal	L	1/0	0	0	0.0	0	0	0	0	7	9%	
Oct 3	KC	L	0/0	INACTIVE									
Oct 10	at Car	W	0/0	INACTIVE									
Oct 14	TB	L	0/0	INACTIVE									
Oct 24	at LV	L	0/0	INACTIVE									
Oct 31	at Det	W	1/0	2	1	0.0	0	0	0	0	13	21%	
Nov 7	LAC	L	1/0	1	0	0.0	0	0	0	0	3	4%	
Nov 14	at Den	W	0/0	INACTIVE									
Nov 21	NO	W	0/0	INACTIVE									
Nov 28	at NYG	L	0/0	INACTIVE									
Dec 5	at NYJ	W	0/0	INACTIVE									
Dec 21	Was	W	0/0	INACTIVE									
Dec 26	NYG	W	0/0	INACTIVE									
Jan 2	at Was	W	0/0	INACTIVE									
Jan 8	Dal	L	1/0	2	0	0.0	0	0	0	0	26	42%	
<b>Totals</b>			<b>5/0</b>	<b>5</b>	<b>1</b>	<b>0.0</b>	<b>0</b>	<b>0</b>	<b>0</b>	<b>0</b>	<b>55</b>	<b>5%</b>	
PLAYOFFS													
Jan 16	at TB	L	0/0	RESERVE/COVID-19									
<b>Totals</b>			<b>0/0</b>	<b>0</b>	<b>0</b>	<b>0.0</b>	<b>0</b>	<b>0</b>	<b>0</b>	<b>0</b>	<b>0</b>	<b>0%</b>	





# KARY VINCENT

CORNERBACK | 34



**Height:** 5-10 **Weight:** 189 **DOB:** Feb. 27, 1999 (Age 23)  
**NFL Experience:** 2nd Year (2nd with Eagles) **Draft:** D7-21 (237th overall) by DEN **Acquired:** T-Den-21  
**College:** LSU **Hometown (HS):** Port Arthur, TX (Port Arthur Memorial)

### CAREER STATISTICS

Year	Team	GP/S	TACKLES				PASS RUSH			INTERCEPTIONS					FUMBLES		DEF SNAPS	
			Total	Solo	Asst	TFL	Sacks	QBH	QBP	Int	Yds	Lg	TD	PD	FF	FR	No	Pct
2021	Denver	0/0	0	0	0	0	0.0	0	0	0	0	--	0	0	0	0	0	0%
	Philadelphia	2/1	2	2	0	0	0.0	0	0	0	0	--	0	0	0	0	29	3%
	<i>Totals</i>	<i>2/1</i>	<i>2</i>	<i>2</i>	<i>0</i>	<i>0</i>	<i>0.0</i>	<i>0</i>	<i>0</i>	<i>0</i>	<i>0</i>	<i>--</i>	<i>0</i>	<i>0</i>	<i>0</i>	<i>0</i>	<i>---</i>	<i>---</i>
<b>Totals</b>		<b>2/1</b>	<b>2</b>	<b>2</b>	<b>0</b>	<b>0</b>	<b>0.0</b>	<b>0</b>	<b>0</b>	<b>0</b>	<b>0</b>	<b>--</b>	<b>0</b>	<b>0</b>	<b>0</b>	<b>0</b>	<b>---</b>	<b>---</b>

PLAYOFFS																		
Year	Team	GP/S	Total	Solo	Asst	TFL	Sacks	QBH	QBP	Int	Yds	Lg	TD	PD	FF	FR	No	Pct
2021	Philadelphia	0/0	0	0	0	0	0.0	0	0	0	0	--	0	0	0	0	0	0%
<b>Totals</b>		<b>0/0</b>	<b>0</b>	<b>0</b>	<b>0</b>	<b>0</b>	<b>0.0</b>	<b>0</b>	<b>0</b>	<b>0</b>	<b>0</b>	<b>--</b>	<b>0</b>	<b>0</b>	<b>0</b>	<b>0</b>	<b>---</b>	<b>---</b>

### CAREER HIGHS

<b>Tackles</b>	2	1/8/22 vs. Dal.
<b>Sacks</b>	--	---
<b>INTs</b>	--	---
<b>PDs</b>	--	---
<b>FFs</b>	--	---
<b>FRs</b>	--	---

**Desired talents:** Ability to create music ... **Favorite musicians:** Depends on his mood, but usually YoungBoy, Adele and Bryson Tiller ... **Biggest influence:** "My father, who passed away when I was in college. He was my football and track coach in high school and I followed in his footsteps. He molded me into who I am and who I'm becoming." ... **Biggest pet peeve:** When people eat too loudly ... **Favorite TV show:** *Family Guy* ... **Player he models his game after:** Tyrann Mathieu ... **Favorite quote:** "The giant looks in the mirror and sees nothing."



### BIRDSEED

- ▶ Supported the Breast Cancer Research Foundation through the NFL's *My Cause My Cleats* initiative during the 2021 campaign

### 2021 SEASON - BRONCOS & EAGLES

- ▶ Appeared in 52 total snaps (29 defense, 23 special teams) as a rookie ... Produced 2 solo tackles in his first career start vs. Dal. (1/8/22)

### COLLEGE HIGHLIGHTS

- ▶ Played in 39 career games (19 starts) at LSU (2017-19), recording 87 tackles (60 solo), 18 PDs, 6 INTs and 1.0 sack ... Helped the Tigers win the 2020 CFP National Championship ... Did not compete during the 2020 season after opting out due to the COVID-19 pandemic
- ▶ Saw action in all 15 games (9 starts) in 2019, registering 47 tackles (36 solo), 8 PDs, 4 INTs and 2 TFLs ... Finished the 2018 campaign with 40 tackles (20 solo), 6 PDs, 1.5 TFLs and 1 INT in 13 contests

### PERSONAL

- ▶ Is the son of Montrelle Shedrick and the late Kary Vincent Sr., who passed away in December 2018 ... His father played at Texas A&M and was selected by New Orleans in the 6th round of the 1992 NFL Draft ... Vincent Sr. spent two seasons on the Saints' practice squad prior to two-year stints in both the Canadian and Arena Football Leagues
- ▶ Doubled as a member of LSU's track team and was a part of the SEC Champion 4x100 meter relay team in 2018 and 2019
- ▶ Prepped at Port Arthur Memorial (TX) High School, where he posted 7 PDs, 7 INTs and 1.0 sack as a senior ... Totaled 51 tackles, 5 INTs and 2 kickoff return TDs during his junior season ... Also was a two-time 6A Texas state champion in the 200-meter event

### TRANSACTIONS

- ▶ **2021** - Drafted by DEN in 7th round (237th overall) ... **11/2/21** - Acquired by PHI from DEN in exchange for 2022 6th-round draft choice



2021 GAME-BY-GAME STATISTICS (DEN & PHI)												
Date	Opp		GP/S	Tot	Solo	Sk	Int	PD	FF	FR	Snaps	Pct
Sep 12	at NYG	W	0/0	INACTIVE								
Sep 19	at Jax	W	0/0	INACTIVE								
Sep 26	NYJ	W	0/0	INACTIVE								
Oct 3	Bal	L	0/0	INACTIVE								
Oct 10	at Pit	L	0/0	INACTIVE								
Oct 17	LV	L	0/0	INACTIVE								
Oct 21	at Cle	L	0/0	INACTIVE								
Oct 31	Was	W	0/0	INACTIVE								
ACQUIRED BY EAGLES FROM BRONCOS (11/2/21)												
Nov 7	LAC	L	0/0	INACTIVE								
Nov 14	at Den	W	0/0	INACTIVE								
Nov 21	NO	W	0/0	INACTIVE								
Nov 28	at NYG	L	0/0	INACTIVE								
Dec 5	at NYJ	W	0/0	INACTIVE								
Dec 21	Was	W	0/0	INACTIVE								
Dec 26	NYG	W	0/0	INACTIVE								
Jan 2	at Was	W	1/0	0	0	0.0	0	0	0	0	0	0%
Jan 8	Dal	L	1/1	2	2	0.0	0	0	0	0	29	47%
<b>Totals</b>			<b>2/1</b>	<b>2</b>	<b>2</b>	<b>0.0</b>	<b>0</b>	<b>0</b>	<b>0</b>	<b>0</b>	<b>---</b>	<b>---</b>
PLAYOFFS												
Jan 16	at TB	L	0/0	INACTIVE								
<b>Totals</b>			<b>0/0</b>	<b>0</b>	<b>0</b>	<b>0.0</b>	<b>0</b>	<b>0</b>	<b>0</b>	<b>0</b>	<b>0</b>	<b>0%</b>





# K'VON WALLACE

**SAFETY | 42**

*(pronounced KAY-von)*

**Height:** 5-11 **Weight:** 205 **DOB:** July 25, 1997 (Age 25)  
**NFL Experience:** 3rd Year (3rd with Eagles) **Draft:** D4a-20 (127th overall) by PHI  
**College:** Clemson **Hometown (HS):** Highland Springs, VA (Highland Springs)



## CAREER STATISTICS

Year	Team	GP/S	TACKLES				PASS RUSH			INTERCEPTIONS					FUMBLES		DEF SNAPS	
			Total	Solo	Asst	TFL	Sacks	QBH	QBP	Int	Yds	Lg	TD	PD	FF	FR	No	Pct
2020	Philadelphia	15/3	16	13	3	0	0.0	0	1	0	0	--	0	0	0	1	202	18%
2021	Philadelphia	13/3	14	11	3	0	0.0	0	0	0	0	--	0	0	0	0	184	16%
<b>Totals</b>		<b>28/6</b>	<b>30</b>	<b>24</b>	<b>6</b>	<b>0</b>	<b>0.0</b>	<b>0</b>	<b>1</b>	<b>0</b>	<b>0</b>	<b>--</b>	<b>0</b>	<b>0</b>	<b>0</b>	<b>1</b>	<b>---</b>	<b>---</b>

## PLAYOFFS

2021	Philadelphia	1/0	0	0	0	0	0.0	0	0	0	0	--	0	0	0	0	0	0%
<b>Totals</b>		<b>1/0</b>	<b>0</b>	<b>0</b>	<b>0</b>	<b>0</b>	<b>0.0</b>	<b>0</b>	<b>0</b>	<b>0</b>	<b>0</b>	<b>--</b>	<b>0</b>	<b>0</b>	<b>0</b>	<b>0</b>	<b>---</b>	<b>---</b>

## ADDITIONAL STATISTICS

**Special Teams Tackles:** 6 - 2020 (5), 2021 (1) **Blocked FGs:** 1 - 2021 (1)

## CAREER HIGHS

<b>Tackles</b>	8	1/8/22 vs. Dal.
<b>Sacks</b>	--	---
<b>INTs</b>	--	---
<b>PDs</b>	--	---
<b>FFs</b>	--	---
<b>FRs</b>	1	9/20/20 vs. LAR

**Hobbies:** Fishing, playing video games, sightseeing ... **Bucket list:** Travel to Jerusalem ... **Desired talent:** Singing ... **Guilty pleasure:** "I'm a dessert guy. Ice cream is my favorite and milkshakes are right behind it." ... **Pregame ritual:** FaceTimes his family ... **Career if he wasn't playing football:** "Engineer. When I was in high school, I was in a tech program where I was basically an electrician. I wired outlets, AC units, and ceiling fans." ... **Favorite TV shows:** Ed, Edd n Eddy and Samurai Jack ... **Favorite movie:** Friday ... **Favorite athlete growing up:** Kobe Bryant



## BIRDSEED

- ▶ Credits his work ethic to his mother, Roxanne Barnes, who juggled two jobs and attended classes to earn her associate's degree while raising K'Von and his two sisters in their government-housing community ... The family struggled financially and would stock up on candles and heat buckets of water in the oven when bills were past due ... During the 2022 offseason, K'Von purchased his mother a new home
- ▶ Did not meet his biological father, Kevin Wallace, until he visited him in prison at age 6 ... Considers his high school coach, Loren Johnson, whom he calls "Pops," the father figure in his life
- ▶ His college roommate was Brian Dawkins Jr., the son of Eagles legend **Brian Dawkins**, who also played safety at Clemson

## 2021 SEASON - EAGLES

- ▶ Registered 14 tackles (11 solo) on defense as well as 1 special teams tackle over 377 combined snaps (184 defense, 193 special teams)
- ▶ Led the Eagles with a career-high 8 tackles vs. Dal. (1/8/22)
- ▶ Blocked a 22-yard FG attempt by Broncos K **Brandon McManus** on the opening drive of the second half in the 30-13 win at Den. (11/14/21) ... Marked the shortest FG attempt blocked by the Eagles since 10/6/74 at San Diego (also 22 yards by Chargers K **Dennis ParTEE**)

## 2020 SEASON - EAGLES

- ▶ Saw action in 421 total snaps (202 defense, 219 special teams) ... Produced 16 tackles (13 solo) and 1 FR with 5 special teams tackles
- ▶ Recovered a fumble forced by **T.J. Edwards** against Rams WR **Cooper Kupp** at the end of the second quarter vs. LAR (9/20/20) ... The take-away set the Eagles up at the LAR 11 and resulted in a TD drive

## COLLEGE HIGHLIGHTS

- ▶ Played collegiately at Clemson, where he was a key contributor on two CFP National Championship teams ... A two-time All-ACC selection and team captain ... Recorded 178 tackles, 21 PDs, 5 INTs, 2.0 sacks and 2 FFs in 59 career games (36 starts) with the Tigers ... Finished tied for the most games played (59) in program history



2021 GAME-BY-GAME STATISTICS (PHI)												
Date	Opp		GP/S	Tot	Solo	Sk	Int	PD	FF	FR	Snaps	Pct
Sep 12	at Atl	W	1/0	2	0	0.0	0	0	0	0	64	89%
Sep 19	SF	L	1/1	3	3	0.0	0	0	0	0	40	57%
Sep 27	at Dal	L	1/1	1	0	0.0	0	0	0	0	11	14%
Oct 3	KC	L	0/0	RESERVE/INJURED								
Oct 10	at Car	W	0/0	RESERVE/INJURED								
Oct 14	TB	L	0/0	RESERVE/INJURED								
Oct 24	at LV	L	0/0	RESERVE/INJURED								
Oct 31	at Det	W	1/0	0	0	0.0	0	0	0	0	16	26%
Nov 7	LAC	L	1/0	0	0	0.0	0	0	0	0	0	0%
Nov 14	at Den	W	1/0	0	0	0.0	0	0	0	0	0	0%
Nov 21	NO	W	1/0	0	0	0.0	0	0	0	0	0	0%
Nov 28	at NYG	L	1/0	0	0	0.0	0	0	0	0	0	0%
Dec 5	at NYJ	W	1/0	0	0	0.0	0	0	0	0	0	0%
Dec 21	Was	W	1/0	0	0	0.0	0	0	0	0	0	0%
Dec 26	NYG	W	1/0	0	0	0.0	0	0	0	0	0	0%
Jan 2	at Was	W	1/0	0	0	0.0	0	0	0	0	0	0%
Jan 8	Dal	L	1/1	8	8	0.0	0	0	0	0	53	85%
<b>Totals</b>			<b>13/3</b>	<b>14</b>	<b>11</b>	<b>0.0</b>	<b>0</b>	<b>0</b>	<b>0</b>	<b>0</b>	<b>184</b>	<b>16%</b>
PLAYOFFS												
Jan 16	at TB	L	1/0	0	0	0.0	0	0	0	0	0	0%
<b>Totals</b>			<b>1/0</b>	<b>0</b>	<b>0</b>	<b>0.0</b>	<b>0</b>	<b>0</b>	<b>0</b>	<b>0</b>	<b>0</b>	<b>0%</b>

BLOCKED KICKS (1)		
Date	Opponent	Type
11/14/21	at Denver Broncos (W, 30-13)	FG

**PERSONAL**

- ▶ Prepped at Highland Springs (VA) High School, where he led the team to a 14-1 record and state championship as an all-state selection at WR and DB ... Also a member of the track and field team
- ▶ Graduated from Clemson with a degree in communications and was a three-time ACC Honor Roll selection ... Completed internships with the National Football League and Cisco

**TRANSACTIONS**

- ▶ **2020** - Drafted by PHI in 4th round (127th overall) ... **9/28/21** - Placed on Reserve/Injured ... **10/30/21** - Activated from Reserve/Injured

2020 GAME-BY-GAME STATISTICS (PHI)												
Date	Opp		GP/S	Tot	Solo	Sk	Int	PD	FF	FR	Snaps	Pct
Sep 13	at Was	L	1/0	0	0	0.0	0	0	0	0	6	9%
Sep 20	LAR	L	1/0	0	0	0.0	0	0	0	1	0	0%
Sep 27	Cin	T	1/0	0	0	0.0	0	0	0	0	1	1%
Oct 4	at SF	W	1/1	2	2	0.0	0	0	0	0	27	37%
Oct 11	at Pit	L	1/0	3	2	0.0	0	0	0	0	13	17%
Oct 18	Bal	L	1/0	0	0	0.0	0	0	0	0	0	0%
Oct 22	NYG	W	0/0	INACTIVE								
Nov 1	Dal	W	1/0	0	0	0.0	0	0	0	0	0	0%
Nov 15	at NYG	L	1/0	0	0	0.0	0	0	0	0	1	1%
Nov 22	at Cle	L	1/0	0	0	0.0	0	0	0	0	5	7%
Nov 30	Sea	L	1/0	0	0	0.0	0	0	0	0	0	0%
Dec 6	at GB	L	1/0	1	1	0.0	0	0	0	0	16	26%
Dec 13	NO	W	1/0	0	0	0.0	0	0	0	0	28	44%
Dec 20	at Ari	L	1/1	1	1	0.0	0	0	0	0	23	34%
Dec 27	at Dal	L	1/0	3	2	0.0	0	0	0	0	19	27%
Jan 3	Was	L	1/1	6	5	0.0	0	0	0	0	63	100%
<b>Totals</b>			<b>15/3</b>	<b>16</b>	<b>13</b>	<b>0.0</b>	<b>0</b>	<b>0</b>	<b>0</b>	<b>1</b>	<b>202</b>	<b>18%</b>





# GREG WARD

WIDE RECEIVER | 84



**Height:** 5-11 **Weight:** 190 **DOB:** July 12, 1995 (Age 27)  
**NFL Experience:** 4th Year (4th with Eagles) **Draft:** UDFA-17 by PHI **Acquired:** FA-19  
**College:** Houston **Hometown (HS):** Tyler, TX (John Tyler)

**SUPER BOWL CHAMPION: 2017 (LII) (PS)**

## CAREER STATISTICS

Year	Team	GP/S	RECEIVING					OFF SNAPS	
			Rec	Yds	Avg	Lg	TD	No	Pct
2019	Philadelphia	7/3	28	254	9.1	38	1	310	26%
2020	Philadelphia	16/10	53	419	7.9	32t	6	791	70%
2021	Philadelphia	17/0	7	95	13.6	27	3	245	22%
<b>Totals</b>		<b>40/13</b>	<b>88</b>	<b>768</b>	<b>8.7</b>	<b>38</b>	<b>10</b>	---	---

## PLAYOFFS

Year	Team	GP/S	Rec	Yds	Avg	Lg	TD	No	Pct
2019	Philadelphia	1/1	3	24	8.0	16	0	50	72%
2021	Philadelphia	1/1	0	0	---	---	0	6	9%
<b>Totals</b>		<b>2/2</b>	<b>3</b>	<b>24</b>	<b>8.0</b>	<b>16</b>	<b>0</b>	---	---

## ADDITIONAL STATISTICS

<b>Fumbles/Lost:</b> 2/0 - 2020 (2/0) <b>Special Teams Tackles:</b> 1 - 2019 (1)
<b>Passing:</b> 2-17 - 2020 (1-15), 2021 (1-2) <b>Rushing:</b> 3-1 - 2019 (1-5), 2020 (2--4)
<b>Punt Returns:</b> 30-170 - 2019 (7-24), 2020 (21-134), 2021 (2-12)
<b>Kickoff Returns:</b> 1-3 - 2021 (1-3)

## CAREER HIGHS

<b>Receptions</b>	8	9/27/20 vs. Cin.
<b>Receiving Yards</b>	72	9/27/20 vs. Cin.
<b>Receiving Long</b>	38	12/22/19 vs. Dal.
<b>Receiving TDs</b>	2	12/20/20 at Ari.

**First job:** Worked in a car shop ... **Favorite movie:** *Rush Hour 2* ...  
**Favorite TV shows:** *Martin* and *The Fresh Prince of Bel-Air* ... **Favorite music:** Drake and Lil Wayne ... **Favorite meal:** "I'm from down south, so I like fried chicken and cornbread and greens."



## BIRDSEED

▶ Transitioned from QB to WR coming out of college, knowing that he would have to make the change in order to play in the NFL ... Trained with former NFL WR **Patrick Crayton**, who also made the switch from QB to WR out of college, to help him with the move

## 2021 SEASON - EAGLES

- ▶ Posted 95 yards and 3 TDs on 7 catches (13.6 avg.) in 245 snaps
- ▶ Sealed the 27-17 win vs. Was. (12/21/21) with a 19-yard TD catch in the fourth quarter
- ▶ Caught 1 pass for a 15-yard TD in the fourth quarter vs. KC (10/3/21)
- ▶ Hauled in a 15-yard TD in the fourth quarter at Dal. (9/27/21)

## 2020 SEASON - EAGLES

- ▶ Registered career highs in receptions (53), receiving yards (419) and receiving TDs (6) ... Led the team in both receptions and receiving TDs ... Also returned 21 punts for 134 yards
- ▶ Posted a career-high 2 receiving TDs at Ari. (12/20/20) ... Became the first undrafted Eagles WR to record multiple receiving TDs in a single game since **Greg Lewis** on 10/2/06 vs. Green Bay
- ▶ Caught a 32-yard TD thrown by **Jalen Hurts** to erase a fourth-and-18 during the fourth quarter at GB (12/6/20)
- ▶ Led the offense with career highs in receptions (8) and yards (72) and produced a 29-yard TD vs. Cin. (9/27/20)

## 2019 SEASON - EAGLES

- ▶ Totaled 28 receptions for 254 yards and 1 TD ... Promoted from the practice squad to the active roster in Week 12 and led all Eagles WRs in receptions and yards over the last 6 games of the regular season ... Also added 18 receiving first downs
- ▶ With 0:26 remaining in regulation, hauled in the game-winning, 4-yard TD pass from **Carson Wentz** in the 37-27 win at Was. (12/15/19) ... Finished with 7 receptions for 61 yards ... Became the first Eagle to record a game-winning score in the fourth quarter/OT as their first career TD since **Freddie Solomon** caught a 2-yard TD pass from **Ty Detmer** with 1:56 remaining on 9/7/97 vs. Green Bay (W, 10-9)

## AAF HIGHLIGHTS

- ▶ Posted 22 receptions for 214 yards and added 1 punt return TD with the AAF's San Antonio Commanders in 2019

## COLLEGE HIGHLIGHTS

- ▶ Produced the most rushing yards (2,375) by a QB in Houston history and tied for the most rushing TDs (39) ... Also finished 3rd in school history in total yards (11,080), 4th in passing yards (8,705) and 5th in passing TDs (52)
- ▶ From 2015-16, only two NCAA FBS QBs totaled 6,000+ passing yards and 1,500+ rushing yards: Ward and **Deshaun Watson**
- ▶ Threw for 3,557 yards, 22 TDs and a 141.7 efficiency rating en route to second-team All-AAC honors as a senior in 2016



2021 GAME-BY-GAME STATISTICS (PHI)										
Date	Opp		GP/S	Rec	Yds	Avg	Lg	TD	Snaps	Pct
Sep 12	at Atl	W	1/0	0	0	---	--	0	16	23%
Sep 19	SF	L	1/0	0	0	---	--	0	21	36%
Sep 27	at Dal	L	1/0	1	15	15.0	15t	1	16	28%
Oct 3	KC	L	1/0	1	15	15.0	15t	1	22	30%
Oct 10	at Car	W	1/0	0	0	---	--	0	11	16%
Oct 14	TB	L	1/0	0	0	---	--	0	7	13%
Oct 24	at LV	L	1/0	0	0	---	--	0	17	25%
Oct 31	at Det	W	1/0	0	0	---	--	0	32	49%
Nov 7	LAC	L	1/0	0	0	---	--	0	1	2%
Nov 14	at Den	W	1/0	0	0	---	--	0	6	9%
Nov 21	NO	W	1/0	0	0	---	--	0	3	4%
Nov 28	at NYG	L	1/0	0	0	---	--	0	7	10%
Dec 5	at NYJ	W	1/0	0	0	---	--	0	0	0%
Dec 21	Was	W	1/0	2	28	14.0	19t	1	22	31%
Dec 26	NYG	W	1/0	0	0	---	--	0	8	13%
Jan 2	at Was	W	1/0	2	35	17.5	27	0	13	21%
Jan 8	Dal	L	1/0	1	2	2.0	2	0	43	58%
<b>Totals</b>			<b>17/0</b>	<b>7</b>	<b>95</b>	<b>13.6</b>	<b>27</b>	<b>3</b>	<b>245</b>	<b>22%</b>
PLAYOFFS										
Jan 16	at TB	L	1/1	0	0	---	--	0	6	9%
<b>Totals</b>			<b>1/1</b>	<b>0</b>	<b>0</b>	<b>---</b>	<b>--</b>	<b>0</b>	<b>6</b>	<b>9%</b>

2019 GAME-BY-GAME STATISTICS (PHI)												
Date	Opp		GP/S	Rec	Yds	Avg	Lg	TD	Snaps	Pct		
Sep 8	Was	W	---	EAGLES PRACTICE SQUAD								
Sep 15	at Atl	L	---	EAGLES PRACTICE SQUAD								
Sep 22	Det	L	1/0	0	0	---	--	0	2	3%		
Sep 26	at GB	W	---	EAGLES PRACTICE SQUAD								
Oct 6	NYJ	W	---	EAGLES PRACTICE SQUAD								
Oct 13	at Min	L	---	EAGLES PRACTICE SQUAD								
Oct 20	at Dal	L	---	EAGLES PRACTICE SQUAD								
Oct 27	at Buf	W	---	EAGLES PRACTICE SQUAD								
Nov 3	Chi	W	---	EAGLES PRACTICE SQUAD								
Nov 17	NE	L	---	EAGLES PRACTICE SQUAD								
Nov 24	Sea	L	1/0	6	40	6.7	9	0	37	49%		
Dec 1	at Mia	L	1/0	1	5	5.0	5	0	29	41%		
Dec 9	NYG	W	1/0	4	34	8.5	13	0	77	87%		
Dec 15	at Was	W	1/1	7	61	8.7	13	1	58	75%		
Dec 22	Dal	W	1/1	4	71	17.8	38	0	51	71%		
Dec 29	at NYG	W	1/1	6	43	7.2	15	0	56	76%		
<b>Totals</b>			<b>7/3</b>	<b>28</b>	<b>254</b>	<b>9.1</b>	<b>38</b>	<b>1</b>	<b>310</b>	<b>26%</b>		
PLAYOFFS												
Jan 5	Sea	L	1/1	3	24	8.0	16	0	50	72%		
<b>Totals</b>			<b>1/1</b>	<b>3</b>	<b>24</b>	<b>8.0</b>	<b>16</b>	<b>0</b>	<b>50</b>	<b>72%</b>		

MULTI-TOUCHDOWN GAMES (1)		
Date	Opponent	TD
12/20/20	at Arizona Cardinals (L, 26-33)	2

2020 GAME-BY-GAME STATISTICS (PHI)										
Date	Opp		GP/S	Rec	Yds	Avg	Lg	TD	Snaps	Pct
Sep 13	at Was	L	1/0	5	31	6.2	11	0	30	44%
Sep 20	LAR	L	1/1	1	5	5.0	5	0	13	18%
Sep 27	Cin	T	1/1	8	72	9.0	29t	1	76	84%
Oct 4	at SF	W	1/0	4	38	9.5	20	0	48	77%
Oct 11	at Pit	L	1/1	4	26	6.5	11	1	41	69%
Oct 18	Bal	L	1/1	2	19	9.5	13	0	58	81%
Oct 22	NYG	W	1/1	5	42	8.4	14	1	77	95%
Nov 1	Dal	W	1/1	3	10	3.3	6	0	59	94%
Nov 15	at NYG	L	1/1	5	39	7.8	16	0	42	63%
Nov 22	at Cle	L	1/0	3	9	3.0	4	0	46	68%
Nov 30	Sea	L	1/0	1	3	3.0	3	0	48	68%
Dec 6	at GB	L	1/0	3	57	19.0	32t	1	44	71%
Dec 13	NO	W	1/1	2	20	10.0	14	0	51	74%
Dec 20	at Ari	L	1/1	4	15	3.8	12	2	44	53%
Dec 27	at Dal	L	1/0	2	27	13.5	17	0	66	90%
Jan 3	Was	L	1/1	1	6	6.0	6	0	48	71%
<b>Totals</b>			<b>16/10</b>	<b>53</b>	<b>419</b>	<b>7.9</b>	<b>32t</b>	<b>6</b>	<b>791</b>	<b>70%</b>



- ▶ Earned second-team All-AAC accolades as a junior in 2015 ... Became the first Houston QB to post 1,000+ rushing yards (1,108) in a season ... Ranked 5th nationally with 21 rushing TDs, which are the most in school single-season history

**PERSONAL**

- ▶ Majored in kinesiology at Houston
- ▶ Attended John Tyler (TX) High School ... As a senior, led Texas' Class 4A with 4,202 passing yards and 39 TDs against 5 INTs, while also adding 861 rushing yards and 13 TDs on 170 carries ... During his junior year, posted 3,596 passing yards and 32 TDs against 5 INTs and rushed 2017 times for 1,212 yards and 18 TDs

**TRANSACTIONS**

- ▶ **2017** - Signed by PHI as UDFA ... **9/2/17** - Waived by PHI ... **9/3/17** - Signed by PHI to practice squad ... **9/12/17** - Released by PHI from practice squad ... **9/18/17** - Signed by PHI to practice squad ... **2/7/18** - Signed by PHI to reserve/future contract ... **9/1/18** - Waived by PHI ... **9/2/18** - Signed by PHI to practice squad ... **9/7/18** - Released by PHI from practice squad ... **4/9/19** - Signed by PHI ... **8/31/19** - Waived by PHI ... **9/1/19** - Signed by PHI to practice squad ... **9/21/19** - Signed by PHI to active roster from practice squad ... **9/24/19** - Waived by PHI ... **9/26/19** - Signed by PHI to practice squad ... **11/23/19** - Signed by PHI to active roster from practice squad ... **3/29/21** - Signed by PHI to exclusive rights tender ... **3/15/22** - Agreed to terms with PHI on 1-year contract



# QUEZ WATKINS

WIDE RECEIVER | 16



**Height:** 6-0 **Weight:** 193 **DOB:** June 9, 1998 (Age 24)  
**NFL Experience:** 3rd Year (3rd with Eagles) **Draft:** D6b-20 (200th overall) by PHI  
**College:** Southern Mississippi **Hometown (HS):** Athens, AL (Athens)

## CAREER STATISTICS

Year	Team	GP/S	RECEIVING					OFF SNAPS	
			Rec	Yds	Avg	Lg	TD	No	Pct
2020	Philadelphia	6/0	7	106	15.1	43	1	119	11%
2021	Philadelphia	17/12	43	647	15.0	91	1	771	69%
<b>Totals</b>		<b>23/12</b>	<b>50</b>	<b>753</b>	<b>15.1</b>	<b>91</b>	<b>2</b>	---	---

## PLAYOFFS

2021	Philadelphia	1/0	2	35	17.5	35	0	58	88%
<b>Totals</b>		<b>1/0</b>	<b>2</b>	<b>35</b>	<b>17.5</b>	<b>35</b>	<b>0</b>	---	---

## ADDITIONAL STATISTICS

**Rushing:** 1-3 - 2021 (1-3) **Kickoff Returns:** 8-138 - 2021 (8-138)

## CAREER HIGHS

<b>Receptions</b>	5	1/8/22 vs. Dal.
<b>Receiving Yards</b>	117	9/19/21 vs. SF
<b>Receiving Long</b>	91	9/19/21 vs. SF
<b>Receiving TDs</b>	1	2x, last: 1/8/22 vs. Dal.

**Hobbies:** Playing basketball or PlayStation ... **Bucket list:** Travel to different places ... **Desired talent:** Art ... **Surprisingly good at:** Golf ... **Players he models his game after:** Calvin Ridley, Stefon Diggs and Davante Adams ... **Favorite athlete:** Michael Jordan



## BIRDSEED

- ▶ Organizes the Quez Watkins Football Camp in Athens, AL, with the assistance of his parents during the offseason ... The free football clinic for children ages 6 to 18 years old aims to encourage and motivate the next generation of athletes in his hometown

## NOTES TO KNOW

- ▶ Leads the Eagles in yards per catch (15.1) since 2020

## 2021 SEASON - EAGLES

- ▶ Registered career highs in receptions (43), yards (647) and yards per catch (15.0), while adding 1 TD ... His team-leading 15.0 receiving average also ranked 8th among NFL WRs (min. 40 receptions)
- ▶ Led the Eagles' offense with 84 yards and 1 TD on a career-high 5 receptions in the regular-season finale vs. Dal. (1/8/22)
- ▶ Produced a career-high 117 yards vs. SF (9/19/21) ... Hauled in a career-long, 91-yard pass from **Jalen Hurts** in the second quarter, which tied for the 5th-longest passing play in team history (longest since a 91-yard TD pass from **Michael Vick** to **DeSean Jackson** on 12/12/10 at Dallas) ... Also marked the Eagles' longest play from scrimmage in a home game since the NFL-record-tying 99-yard TD pass from **Ron Jaworski** to **Mike Quick** on 11/10/85 vs. Atlanta

## 2020 SEASON - EAGLES

- ▶ Totaled 7 receptions for 106 yards (15.1 avg.) and 1 TD
- ▶ Caught a 32-yard pass from **Jalen Hurts** for his 1st career TD at Ari. (12/20/20) ... Marked the Eagles' youngest QB-WR duo to connect on a TD in 81 years, when **Davey O'Brien** (22) completed a 22-yard TD to **Chuck Newton** (22) on 11/12/39 vs. Green Bay

## COLLEGE HIGHLIGHTS

- ▶ Played at Southern Mississippi, where he posted 2,404 yards and 17 TDs on 159 receptions (2nd-most in school history) in 35 games ... A two-time first-team All-Conference USA selection (2018-19)
- ▶ Recorded the most receiving yards (1,178) and 2nd-highest receiving average (18.5) in the conference as a senior in 2019 ... Led the team in catches (72), yards (889) and TDs (9) as a junior in 2018

## PERSONAL

- ▶ Attended Athens (AL) High School, where he was a Class 6A All-State selection and two-time All-Limestone County honoree ... As a senior, caught 44 passes for 847 yards and 12 TDs ... Also recorded 34 receptions for 541 yards and 5 TDs during his junior season

## TRANSACTIONS

- ▶ **2020** - Drafted by PHI in 6th round (200th overall) ... **9/6/20** - Placed on Reserve/Injured ... **10/10/20** - Activated from Reserve/Injured ... **12/13/21** - Placed on Reserve/COVID-19 ... **12/19/21** - Activated from Reserve/COVID-19





2021 GAME-BY-GAME STATISTICS (PHI)

Date	Opp	GP/S	Rec	Yds	Avg	Lg	TD	Snaps	Pct	
Sep 12	at Atl	W	1/1	3	23	7.7	11	0	34	48%
Sep 19	SF	L	1/0	2	117	58.5	91	0	29	50%
Sep 27	at Dal	L	1/1	2	46	23.0	41	0	38	66%
Oct 3	KC	L	1/1	3	33	11.0	18	0	43	58%
Oct 10	at Car	W	1/1	3	48	16.0	53	0	55	82%
Oct 14	TB	L	1/1	3	44	14.7	24	0	40	77%
Oct 24	at LV	L	1/1	2	37	18.5	27	0	50	72%
Oct 31	at Det	W	1/1	2	18	9.0	16	0	58	89%
Nov 7	LAC	L	1/1	2	9	4.5	7	0	55	96%
Nov 14	at Den	W	1/1	4	33	8.33	18	0	57	89%
Nov 21	NO	W	1/1	0	0	---	--	0	64	82%
Nov 28	at NYG	L	1/0	2	23	11.5	19	0	55	82%
Dec 5	at NYJ	W	1/0	3	60	20.0	28	0	55	77%
Dec 21	Was	W	1/0	2	14	7.0	7	0	25	35%
Dec 26	NYG	W	1/1	3	43	14.3	39	0	51	81%
Jan 2	at Was	W	1/0	2	15	7.5	10	0	31	51%
Jan 8	Dal	L	1/1	5	84	16.8	36t	1	31	42%
<b>Totals</b>			<b>17/12</b>	<b>43</b>	<b>647</b>	<b>15.0</b>	<b>91</b>	<b>1</b>	<b>771</b>	<b>69%</b>

PLAYOFFS

Jan 16	at TB	L	1/0	2	35	17.5	35	0	58	88%
<b>Totals</b>			<b>1/0</b>	<b>2</b>	<b>35</b>	<b>17.5</b>	<b>35</b>	<b>0</b>	<b>58</b>	<b>88%</b>

100+ YARD RECEIVING GAMES (1)

Date	Opponent	Yds
9/19/21	vs. San Francisco 49ers (L, 11-17)	117

2020 GAME-BY-GAME STATISTICS (PHI)

Date	Opp	GP/S	Rec	Yds	Avg	Lg	TD	Snaps	Pct		
Sep 13	at Was	L	0/0	RESERVE/INJURED							
Sep 20	LAR	L	0/0	RESERVE/INJURED							
Sep 27	Cin	T	0/0	RESERVE/INJURED							
Oct 4	at SF	W	0/0	RESERVE/INJURED							
Oct 11	at Pit	L	1/0	0	0	---	--	0	5	8%	
Oct 18	Bal	L	1/0	0	0	---	--	0	15	21%	
Oct 22	NYG	W	0/0	INACTIVE							
Nov 1	Dal	W	0/0	DID NOT PLAY							
Nov 15	at NYG	L	0/0	INACTIVE							
Nov 22	at Cle	L	0/0	INACTIVE							
Nov 30	Sea	L	0/0	INACTIVE							
Dec 6	at GB	L	0/0	INACTIVE							
Dec 13	NO	W	1/0	1	3	3.0	3	0	22	32%	
Dec 20	at Ari	L	1/0	3	40	13.3	32t	1	28	34%	
Dec 27	at Dal	L	1/0	2	57	28.5	43	0	12	16%	
Jan 3	Was	L	1/0	1	6	6.0	6	0	37	54%	
<b>Totals</b>			<b>6/0</b>	<b>7</b>	<b>106</b>	<b>15.1</b>	<b>43</b>	<b>1</b>	<b>119</b>	<b>11%</b>	





# KERIC WHEATFALL

WIDE RECEIVER | 38

*(pronounced kerrick)*

**Height:** 6-1 **Weight:** 194 **DOB:** April 20, 1999 (Age 23)  
**NFL Experience:** Rookie (1st with Eagles) **Draft:** UDFA-22 by PHI  
**College:** Fresno State **Hometown (HS):** Cypress, TX (Cypress Ranch)



## COLLEGE STATISTICS

Year	College	GP/S	RECEIVING					OFF SNAPS	
			Rec	Yds	Avg	Lg	TD	No	Pct
2017	Blinn (TX)	---	25	375	15.0	--	1	---	---
2018	Blinn (TX)	---	47	798	17.0	--	6	---	---
2019	Fresno State	10/4	17	307	18.1	--	1	---	---
2020	Fresno State	5/5	23	363	15.8	--	1	---	---
2021	Fresno State	13/8	38	616	16.2	--	4	---	---
<b>Totals</b>		---	<b>150</b>	<b>2,459</b>	<b>16.4</b>	--	<b>13</b>	---	---

## ADDITIONAL STATISTICS

**Kickoff Returns:** 1-35 - 2019 (1-35) **Rushing:** 3-(-3) - 2020 (1-(-5)), 2021 (2-2)



## BIRDSEED

- ▶ Originally participated in the club's 2022 rookie minicamp on a tryout basis ... Signed by the Eagles to a contract only 10 days later

## COLLEGE HIGHLIGHTS

- ▶ Combined for 2,459 yards and 13 TDs on 150 receptions (16.4 avg.) over five seasons between Fresno State (2019-21) and Blinn College (2017-18) in Brenham, TX ... With the Bulldogs, totaled 78 catches for 1,286 yards (16.5 avg.) and 6 TDs ... Also caught 72 passes for 1,173 yards (16.3 avg.) and 7 TDs during his time at Blinn
- ▶ As a fifth-year senior at Fresno State in 2021, posted the most receptions (38), yards (616) and TDs (4) in his Bulldogs career ... Earned All-Mountain West honors as a true senior in 2020, logging 363 yards and 1 TD on 23 catches (15.8 avg.) over five games (all starts)
- ▶ Caught 47 passes for 798 yards (15.0 avg.) and 6 TDs as a sophomore at Blinn in 2018, finishing as the No. 17-ranked JUCO WR (*247Sports*) ... Also had 25 receptions for 375 yards and 1 TD as a freshman

## PERSONAL

- ▶ An all-district player at Cypress Ranch (TX) High School who averaged 21.6 yards per catch and totaled 12 TDs in his career ... Registered 30 receptions for 535 yards and 5 TDs as a senior ... Also ran track
- ▶ Is the son of Kerry and Carol Wheatfall ... Has three older brothers — K.T., Gerrald, and Kerry Jr. — and two younger brothers — Isaiah and Colten ... Kerry Jr. played football at Texas A&M (2011-12)
- ▶ Majored in Africana studies at Fresno State

## TRANSACTIONS

- ▶ **2022** - Signed by PHI as UDFA



# KYZIR WHITE

LINEBACKER | 43

*pronounced (kai-ZEER)*

**Height:** 6-2 **Weight:** 234 **DOB:** March 24, 1996 (Age 26)

**NFL Experience:** 5th Year (1st with Eagles) **Draft:** D4-18 by LAC (119th overall) **Draft:** FA-LAC-22

**College:** West Virginia **Hometown (HS):** Emmaus, PA (Emmaus)



## CAREER STATISTICS

Year	Team	GP/S	TACKLES				PASS RUSH			INTERCEPTIONS					FUMBLES		DEF SNAPS	
			Total	Solo	Asst	TFL	Sacks	QBH	QBP	Int	Yds	Lg	TD	PD	FF	FR	No	Pct
2018	L.A. Chargers	3/3	16	12	4	1	0.0	0	0	1	9	9	0	2	0	0	142	12%
2019	L.A. Chargers	16/7	40	25	15	1	0.0	0	0	1	0	0	0	2	0	0	372	38%
2020	L.A. Chargers	11/10	77	50	27	4	0.5	3	2	0	0	0	0	3	0	0	539	75%
2021	L.A. Chargers	17/17	144	90	54	7	1.0	4	8	2	22	22	0	3	2	0	981	84%
<b>Totals</b>		<b>47/37</b>	<b>277</b>	<b>177</b>	<b>100</b>	<b>13</b>	<b>1.5</b>	<b>7</b>	<b>10</b>	<b>4</b>	<b>31</b>	<b>22</b>	<b>0</b>	<b>10</b>	<b>2</b>	<b>0</b>	<b>---</b>	<b>---</b>

## ADDITIONAL STATISTICS

**Special Teams Tackles:** 1 - 2018 (1)

## CAREER HIGHS

<b>Tackles</b>	15	10/12/20 at NO
<b>Sacks</b>	1.0	9/26/21 at KC
<b>INTs</b>	2	10/17/21 at Bal.
<b>PDs</b>	2	2x, last: 10/17/21 at Bal.
<b>FFs</b>	2	9/12/21 at Was.
<b>FRs</b>	--	---

## BIRDSEED

- ▶ Grew up an Eagles fan and used to attend training camp practices at Lehigh University with his brothers ... The first NFL game he ever attended was the famous "Snow Bowl" against the Detroit Lions on 12/8/13
- ▶ Transitioned to LB in the NFL after playing safety at West Virginia
- ▶ Has represented the American Cancer Society to raise awareness for cancer research through the league's *My Cause My Cleats* initiative
- ▶ His brother, Kevin, played WR at West Virginia and was selected by the Chicago Bears with the 7th-overall draft pick in the first round of the 2015 NFL Draft ... Played with his other brother, Ka'Raun, who played WR, during his time with the Mountaineers

## 2021 SEASON - CHARGERS

- ▶ Led the team with a career high 144 tackles and also posted career highs in TFLs (7), sacks (1.0), QB hits (4), pressures (8), INTs (2) and FFs (2) while also tying his career high in PDs (3) ... Ranked 3rd in the AFC in tackles and registered seven double-digit tackle performances, the most by a Chargers player since **Eric Weddle** in 2008
- ▶ Intercepted a career-high 2 passes while also recording 8 tackles, 1 TFL and 1 QB hit at Bal. (10/17/21) ... Became the first Chargers LB to record 2 INTs in the same game since 2008
- ▶ Sacked Chiefs QB **Patrick Mahomes** and also tallied 8 tackles (5 solo) and 1 TFL in the 30-24 win at KC (9/26/21)
- ▶ Forced 2 fumbles against Washington RB **Antonio Gibson** and posted 5 tackles in the 20-16 win at Was. (9/12/21) ... His 2 FFs were the most by any Chargers player in a game since 2017

## 2020 SEASON - CHARGERS

- ▶ Produced a career-high 3 PDs along with 77 tackles (50 solo), 4 TFLs, 3 QB hits and 0.5 sacks
- ▶ Helped bring down Jaguars QB **Gardner Minshew** to post his first career sack in the 39-29 win vs. Jax (10/25/20)
- ▶ Set a career high in tackles (15) while also posting 1 QB hit and 1 TFL at NO (10/12/20)





2021 GAME-BY-GAME STATISTICS (LAC)												
Date	Opp		GP/S	Tot	Solo	Sk	Int	PD	FF	FR	Snaps	Pct
Sep 12	at Was	W	1/1	5	3	0.0	0	0	2	0	38	69%
Sep 19	Dal	L	1/1	5	4	0.0	0	0	0	0	40	65%
Sep 26	at KC	W	1/1	8	5	1.0	0	0	0	0	55	70%
Oct 4	LV	W	1/1	4	3	0.0	0	0	0	0	44	77%
Oct 10	Cle	W	1/1	5	5	0.0	0	0	0	0	53	74%
Oct 17	at Bal	L	1/1	8	3	0.0	2	2	0	0	65	94%
Oct 31	NE	L	1/1	10	6	0.0	0	0	0	0	63	82%
Nov 7	at Phi	W	1/1	8	4	0.0	0	0	0	0	46	81%
Nov 14	Min	L	1/1	12	8	0.0	0	0	0	0	77	97%
Nov 21	Pit	W	1/1	9	6	0.0	0	1	0	0	66	96%
Nov 28	at Den	L	1/1	12	9	0.0	0	0	0	0	50	81%
Dec 5	at Cin	W	1/1	10	7	0.0	0	0	0	0	71	93%
Dec 12	NYG	W	1/1	10	5	0.0	0	0	0	0	56	81%
Dec 16	KC	L	1/1	9	9	0.0	0	0	0	0	72	100%
Dec 26	at Hou	L	1/1	11	6	0.0	0	0	0	0	68	100%
Jan 2	Den	W	1/1	11	5	0.0	0	0	0	0	60	100%
Jan 9	at LV	L	1/1	7	2	0.0	0	0	0	0	57	71%
<b>Totals</b>			<b>17/17</b>	<b>144</b>	<b>90</b>	<b>1.0</b>	<b>2</b>	<b>3</b>	<b>2</b>	<b>0</b>	<b>981</b>	<b>84%</b>

MULTI-INTERCEPTION GAMES (1)		
Date	Opponent	INT
10/17/21	at Baltimore Ravens (L, 6-34)	2



2020 GAME-BY-GAME STATISTICS (LAC)												
Date	Opp		GP/S	Tot	Solo	Sk	Int	PD	FF	FR	Snaps	Pct
Sep 13	at Cln	W	1/0	2	1	0.0	0	0	0	0	7	10%
Sep 20	KC	L	1/1	7	5	0.0	0	0	0	0	77	100%
Sep 27	Car	L	1/1	11	8	0.0	0	0	0	0	50	98%
Oct 4	at TB	L	1/1	10	8	0.0	0	1	0	0	76	100%
Oct 12	at NO	L	1/1	15	10	0.0	0	0	0	0	74	97%
Oct 25	Jax	W	1/1	7	2	0.0	0	0	0	0	51	81%
Nov 1	at Den	L	1/1	5	3	0.5	0	1	0	0	37	57%
Nov 8	LV	L	1/1	5	3	0.0	0	1	0	0	45	88%
Nov 15	at Mia	L	1/1	6	3	0.0	0	0	0	0	47	81%
Nov 22	NYJ	W	0/0	RESERVE/COVID-19								
Nov 29	at Buf	L	0/0	RESERVE/COVID-19								
Dec 6	NE	L	0/0	RESERVE/COVID-19								
Dec 13	Atl	W	1/1	7	5	0.0	0	0	0	0	43	75%
Dec 17	at LV	W	1/1	2	2	0.0	0	0	0	0	32	42%
Dec 27	Den	W	0/0	RESERVE/INJURED								
Jan 3	at KC	W	0/0	RESERVE/INJURED								
<b>Totals</b>			<b>11/10</b>	<b>77</b>	<b>50</b>	<b>0.5</b>	<b>0</b>	<b>3</b>	<b>0</b>	<b>0</b>	<b>539</b>	<b>75%</b>

**2019 SEASON - CHARGERS**

- ▶ Produced 40 tackles (25 solo), 2 PDs, 1 INT and 1 TFL in 16 games
- ▶ Intercepted Broncos QB **Joe Flacco** vs. Den. (10/6/19)

**2018 SEASON - CHARGERS**

- ▶ Made 16 tackles (12 solo) and produced 2 PDs, 1 TFL and 1 INT) in 3 games during his rookie campaign
- ▶ Picked off a pass by Bills QB **Josh Allen** and made 4 tackles in the 31-20 win at Buf. (9/16/18)

**COLLEGE HIGHLIGHTS**

- ▶ Played collegiately at Lackawanna College (2014-15) and West Virginia (2016-17) ... Played in 25 games at safety for West Virginia, posting 152 tackles (113 solo), 14.5 TFLs, 9 PDs, 4 FFs, 4.0 sacks, 3 INTs and 1 FR
- ▶ Earned second-team All-Big 12 in 2017 after tallying 94 tackles (66 solo), 7.5 TFLs, 7 PDs, 3 INTs, 2 FFs and 1.0 sacks
- ▶ Produced 71 tackles, 10 PDs, 4 INTs, 3.5 TFLs and 2 FRs at Lackawanna College ... Named first-team All-Northeast Football Conference and PrepStar Junior College All-America in 2015

**PERSONAL**

- ▶ Studied multidisciplinary studies at West Virginia
- ▶ Prepped at Emmaus (PA) High School, playing WR, RB and CB ... Earned first-team All-Lehigh Valley Interscholastic Athletic Conference after leading the conference in tackles as a senior ... Led Emmaus to the playoffs in three of his four seasons there
- ▶ Is the son of Kevin and Tammy White


**TRANSACTIONS**

- ▶ **2018** - - Drafted by LAC in 4th round (199th overall) ... **11/3/18** - Placed on Reserve/Injured ... **11/21/20** - Placed on Reserve/COVID-19 ... **12/9/20** - Activated from Reserve/COVID-19 ... **12/23/20** - Placed on Reserve/Injured ... **3/26/22** - Agreed to terms with PHI on 1-year contract



2019 GAME-BY-GAME STATISTICS (LAC)												
Date	Opp		GP/S	Tot	Solo	Sk	Int	PD	FF	FR	Snaps	Pct
Sep 8	Ind	W	1/1	9	8	0.0	0	0	0	0	54	86%
Sep 15	at Det	L	1/1	7	4	0.0	0	0	0	0	53	88%
Sep 22	Hou	L	1/0	0	0	0.0	0	0	0	0	7	12%
Sep 29	at Mia	W	1/0	0	0	0.0	0	0	0	0	13	25%
Oct 6	Den	L	1/1	2	1	0.0	1	1	0	0	34	57%
Oct 13	Pit	L	1/0	2	2	0.0	0	0	0	0	27	46%
Oct 20	at Ten	L	1/1	1	0	0.0	0	0	0	0	21	34%
Oct 27	at Chi	W	1/0	2	1	0.0	0	0	0	0	23	29%
Nov 3	GB	W	1/0	1	0	0.0	0	0	0	0	11	22%
Nov 7	at Oak	L	1/1	1	1	0.0	0	0	0	0	21	36%
Nov 18	KC	L	1/0	1	1	0.0	0	0	0	0	7	10%
Dec 1	at Den	L	1/1	3	2	0.0	0	1	0	0	27	48%
Dec 8	at Jax	W	1/1	3	0	0.0	0	0	0	0	12	18%
Dec 15	Min	L	1/0	1	0	0.0	0	0	0	0	29	45%
Dec 22	Oak	L	1/0	6	4	0.0	0	0	0	0	25	40%
Dec 29	at KC	L	1/0	1	1	0.0	0	0	0	0	8	16%
<b>Totals</b>			<b>16/7</b>	<b>40</b>	<b>25</b>	<b>0.0</b>	<b>1</b>	<b>2</b>	<b>0</b>	<b>0</b>	<b>372</b>	<b>38%</b>

2018 GAME-BY-GAME STATISTICS (LAC)												
Date	Opp		GP/S	Tot	Solo	Sk	Int	PD	FF	FR	Snaps	Pct
Sep 9	KC	L	1/1	5	3	0.0	0	0	0	0	44	79%
Sep 16	at Buf	W	1/1	4	4	0.0	0	2	0	0	38	61%
Sep 23	LAR	L	1/1	7	5	0.0	0	0	0	0	60	78%
Sep 30	SF	W	0/0	INACTIVE								
Oct 7	Oak	W	0/0	INACTIVE								
Oct 14	at Cle	W	0/0	INACTIVE								
Oct 21	Ten	W	0/0	INACTIVE								
Nov 4	at Sea	W	0/0	RESERVE/INJURED								
Nov 11	at Oak	W	0/0	RESERVE/INJURED								
Nov 18	Den	L	0/0	RESERVE/INJURED								
Nov 25	Ari	W	0/0	RESERVE/INJURED								
Dec 2	at Pit	W	0/0	RESERVE/INJURED								
Dec 9	Cin	W	0/0	RESERVE/INJURED								
Dec 13	at KC	W	0/0	RESERVE/INJURED								
Dec 22	Bal	L	0/0	RESERVE/INJURED								
Dec 30	at Den	W	0/0	RESERVE/INJURED								
<b>Totals</b>			<b>3/3</b>	<b>16</b>	<b>12</b>	<b>0.0</b>	<b>0</b>	<b>2</b>	<b>0</b>	<b>0</b>	<b>142</b>	<b>12%</b>



# JARRID WILLIAMS

TACKLE | 67



**Height:** 6-6 **Weight:** 325 **DOB:** July 2, 1997 (Age 25)  
**NFL Experience:** Rookie (1st with Eagles) **Draft:** UDFA-22 by PHI  
**College:** Miami (FL) **Hometown (HS):** Cedar Hill, TX (Cedar Hill)

COLLEGE STATISTICS						
Year	Team	GP/GS	STARTS		OFF SNAPS	
			LT	RT	No	Pct
2016	Houston	8/0	0	0	---	---
2017	Houston	3/2	2	0	---	---
2018	Houston	13/13	0	13	---	---
2019	Houston	4/4	0	4	---	---
2020	Miami (FL)	10/10	0	10	---	---
2021	Miami (FL)	12/10	0	10	---	---
<b>Totals</b>		<b>50/39</b>	<b>2</b>	<b>37</b>	---	---



### BIRDSEED

- ▶ Spent seven years in the collegiate ranks after enrolling at Houston in 2015 ... Redshirted his first season with the Cougars and played four seasons at Houston (2016-19) ... Entered the transfer portal as a graduate student and played the final two years of his career at Miami (FL) (2020-21), joining **D'Eriq King**, who was his QB at Houston ... Earned a master's degree in liberal studies from Miami (FL)

### COLLEGE HIGHLIGHTS

- ▶ Appeared in 50 career games (39 starts) between Houston (2015-19) and Miami (FL) (2020-21) ... Started 37 games at RT and two at LT
- ▶ Saw action in 22 games with the Hurricanes, starting 20 at RT
- ▶ Played in 28 games (19 starts) with the Cougars ... Named a preseason second-team All-ACC pick by *Athlon Sports* in 2019 ... Blocked for an offense that ranked 5th nationally in scoring offense (43.9 ppg) as well as 7th in total offense (512.5 ypg) during the 2018 season

### PERSONAL

- ▶ A two-year letterman at Cedar Hill (TX) High School, where he helped lead his team to back-to-back Texas 6A state championships as well as a No. 9 national ranking in 2014 ... Earned second-team all-district honors ... Registered 109 tackles and 3 FFs while helping Cedar Hill to a 28-4 record as a member of the varsity squad

### TRANSACTIONS

- ▶ **2022** - Signed by PHI as UDFA



# MILTON WILLIAMS

## DEFENSIVE TACKLE | 93



**Height:** 6-3 **Weight:** 290 **DOB:** April 6, 1999 (Age 23)  
**NFL Experience:** 2nd Year (2nd with Eagles) **Draft:** D3-21 (73rd overall) by PHI  
**College:** Louisiana Tech **Hometown (HS):** Crowley, TX (Crowley)

### CAREER STATISTICS

Year	Team	GP/S	TACKLES				PASS RUSH			INTERCEPTIONS					FUMBLES		DEF SNAPS	
			Total	Solo	Asst	TFL	Sacks	QBH	QBP	Int	Yds	Lg	TD	PD	FF	FR	No	Pct
2021	Philadelphia	17/2	30	15	15	6	2.0	6	16	0	0	--	0	2	0	0	456	40%
<b>Totals</b>		<b>17/2</b>	<b>30</b>	<b>15</b>	<b>15</b>	<b>6</b>	<b>2.0</b>	<b>6</b>	<b>16</b>	<b>0</b>	<b>0</b>	<b>--</b>	<b>0</b>	<b>2</b>	<b>0</b>	<b>0</b>	<b>---</b>	<b>---</b>

### PLAYOFFS

2021	Philadelphia	1/0	4	3	1	1	0.0	0	1	0	0	--	0	0	0	0	39	53%
<b>Totals</b>		<b>1/0</b>	<b>4</b>	<b>3</b>	<b>1</b>	<b>1</b>	<b>0.0</b>	<b>0</b>	<b>1</b>	<b>0</b>	<b>0</b>	<b>--</b>	<b>0</b>	<b>0</b>	<b>0</b>	<b>0</b>	<b>---</b>	<b>---</b>

### CAREER HIGHS

<b>Tackles</b>	4	3x, last: 1/16/22 at TB (NFC WC)
<b>Sacks</b>	1.0	2x, last: 12/26/21 vs. NYG
<b>INTs</b>	--	---
<b>PDs</b>	1	2x, last: 1/8/22 vs. Dal.
<b>FFs</b>	--	---
<b>FRs</b>	--	---

**Hobbies:** Video games (*Madden, NBA 2K, Call of Duty* and *Grand Theft Auto*) and movies ... **Bucket list:** Travel outside of the country to Greece and Jamaica ... **First job:** Cutting grass on the weekends ... **Biggest pet peeves:** Talking too much ... **Biggest influence in his life:** "My father. His drive and his will that are taken care of. He was always there for me and my sisters. He'd be at our games all day and get like two hours of sleep and then go into work. Just seeing how he worked, it still pushes me to this day" ... **Desired talents:** Playing piano ... **Favorite athlete growing up:** LeBron James ... **Favorite movie:** *The Dark Knight* ... **Favorite quote:** John 3:16



### 2021 SEASON - EAGLES

- ▶ Registered 30 tackles (15 solo), including 6 TFLs, with 16 pressures, 6 QB hits, 2.0 sacks and 2 PDs in 456 defensive snaps ... His 6 TFLs were the most by an Eagles rookie DT since **Fletcher Cox** in 2012 (8)
- ▶ Tallied a career-high-tying 4 tackles (3 solo) and 1 pressure over 39 snaps during the NFC Wild Card Playoff at TB (1/8/22)
- ▶ Sacked Giants QB **Jake Fromm** in the 34-10 win vs. NYG (12/26/21)
- ▶ Recorded his 1st career sack against Lions QB **Jared Goff** at the end of the first half in the 44-6 victory at Det. (10/31/21)

### COLLEGE HIGHLIGHTS

- ▶ Produced 106 tackles (49 solo), 19 TFLs, 10.0 sacks and 3 FRs in 30 career games during his time at Louisiana Tech (2017-20)
- ▶ Started all 10 contests during his junior campaign in 2020, leading the Bulldogs with a career-high 10 TFLs (3rd in C-USA) and 4.5 sacks (7th in C-USA) ... Earned third-team All-America (*Pro Football Focus*) and first-team All-Conference USA (Phil Steele) recognition
- ▶ Collected All-Conference USA honorable mention accolades following his sophomore season in 2019 ... Posted 59 tackles (27 solo), 9 TFLs and a career-high 5.5 sacks in 13 games (all starts)

### PERSONAL

- ▶ Attended Crowley (TX) High School, where he was a two-sport athlete lettering in both football and basketball ... Recorded 300 tackles and 22.0 sacks, earning District 5A-Region II Defensive MVP honors
- ▶ Is the son of Milton and Willianette Williams ... Has three siblings: Mishayla, Mia and Malia ... Was an honor roll student in college

### TRANSACTIONS

- ▶ **2021** - Drafted by PHI in 3rd round (73rd overall)



2021 GAME-BY-GAME STATISTICS (PHI)												
Date	Opp		GP/S	Tot	Solo	Sk	Int	PD	FF	FR	Snaps	Pct
Sep 12	at Atl	W	1/0	1	0	0.0	0	0	0	0	31	43%
Sep 19	SF	L	1/0	2	1	0.0	0	0	0	0	27	39%
Sep 27	at Dal	L	1/1	2	0	0.0	0	0	0	0	47	61%
Oct 3	KC	L	1/0	2	1	0.0	0	0	0	0	23	34%
Oct 10	at Car	W	1/0	1	0	0.0	0	0	0	0	21	30%
Oct 14	TB	L	1/0	1	0	0.0	0	0	0	0	13	17%
Oct 24	at LV	L	1/0	1	0	0.0	0	0	0	0	18	27%
Oct 31	at Det	W	1/0	4	4	1.0	0	0	0	0	34	55%
Nov 7	LAC	L	1/0	1	1	0.0	0	0	0	0	31	45%
Nov 14	at Den	W	1/0	1	0	0.0	0	0	0	0	21	36%
Nov 21	NO	W	1/0	1	1	0.0	0	0	0	0	18	28%
Nov 28	at NYG	L	1/0	4	1	0.0	0	0	0	0	26	43%
Dec 5	at NYJ	W	1/0	0	0	0.0	0	0	0	0	20	34%
Dec 21	Was	W	1/0	2	1	0.0	0	0	0	0	23	42%
Dec 26	NYG	W	1/0	2	2	1.0	0	0	0	0	42	55%
Jan 2	at Was	W	1/0	2	1	0.0	0	1	0	0	26	41%
Jan 8	Dal	L	1/1	3	2	0.0	0	1	0	0	35	56%
<b>Totals</b>			<b>17/2</b>	<b>30</b>	<b>15</b>	<b>2.0</b>	<b>0</b>	<b>2</b>	<b>0</b>	<b>0</b>	<b>456</b>	<b>40%</b>
PLAYOFFS												
Jan 16	at TB	L	1/0	4	3	0.0	0	0	0	0	39	53%
<b>Totals</b>			<b>1/0</b>	<b>4</b>	<b>3</b>	<b>0.0</b>	<b>0</b>	<b>0</b>	<b>0</b>	<b>0</b>	<b>39</b>	<b>53%</b>







# MARVIN WILSON

## DEFENSIVE TACKLE | 73



**Height:** 6-4 **Weight:** 303 **DOB:** Sept. 5, 1998 (Age 23)  
**NFL Experience:** 1st Year (1st with Eagles) **Draft:** UDFA-21 by CLE **Acquired:** FA-21  
**College:** Florida State **Hometown (HS):** Bellaire, TX (Episcopal)

### CAREER STATISTICS

Year	Team	GP/S	TACKLES				PASS RUSH			INTERCEPTIONS					FUMBLES		DEF SNAPS	
			Total	Solo	Asst	TFL	Sacks	QBH	QBP	Int	Yds	Lg	TD	PD	FF	FR	No	Pct
2021	Philadelphia	1/0	3	1	2	0	0.0	0	0	0	0	--	0	0	0	0	19	2%
<b>Totals</b>		<b>1/0</b>	<b>3</b>	<b>1</b>	<b>2</b>	<b>0</b>	<b>0.0</b>	<b>0</b>	<b>0</b>	<b>0</b>	<b>0</b>	<b>--</b>	<b>0</b>	<b>0</b>	<b>0</b>	<b>0</b>	<b>---</b>	<b>---</b>

### CAREER HIGHS

<b>Tackles</b>	3	1/8/22 vs. Dal.
<b>Sacks</b>	--	---
<b>INTs</b>	--	---
<b>PDs</b>	--	---
<b>FFs</b>	--	---
<b>FRs</b>	--	---

**Nicknames:** Marv and Big Marv ... **Hobbies:** Videos games and working with his foundation ... **First job:** Cutting grass ... **Best player he ever lined up against:** Zack Martin ... **Biggest Influence:** "My mom is my rock. She makes everything go for me, personally. Just the way she raised me and with our situation growing up." ... **Favorite TV shows:** Ozark and Power ... **Favorite quote:** "No matter how things may look, no matter how good or bad, always keep your eyes on the prize."



### BIRDSEED

- ▶ Is the youngest of four children raised by his mother, Syble Ned ... The family faced many financial hardships through the years, and at one point was homeless for two months living in a hotel during Marvin's junior year of high school ... Learned lessons of perseverance from his mother, who works for Communities in Schools in the Houston area helping at-risk students stay in school and perform well
- ▶ His older brother, Jonathan Ned, was born with spina bifida and is in a wheelchair with no feeling from his ankles to his toes ... Jonathan, who coached Marvin at the Boys & Girls Club when they were younger, is a source of inspiration as well as a sounding board for him
- ▶ Has a passion for poetry and has earned awards for his own creative writing ... His talent was discovered when he was in seventh grade and grew in high school, as teachers would submit his work to contests
- ▶ His foundation, Marvin's Movement, originally started as a class on financial literacy and now supports events such as Christmas giveaways and football camps in Tallahassee, FL, where he went to college

### 2021 SEASON - EAGLES

- ▶ Logged 3 tackles (1 solo) in his NFL debut vs. Dal. (1/8/22)

### COLLEGE HIGHLIGHTS

- ▶ Appeared in 39 career games (19 starts) at Florida State ... Registered 110 tackles (50 solo), 15 TFLs, 9.5 sacks, 6 PDs, 2 FFs and 1 FR
- ▶ Named second-team All-ACC after recording 17 tackles, 2 TFLs and 1.0 sack as a senior ... Selected first-team All-ACC as a junior after posting 44 tackles, 8 TFLs, 5.0 sacks, 1 FF and 1 FR

### PERSONAL

- ▶ Prepped at Episcopal (TX) High School, where he was rated a five-star recruit ... Produced 71 TFLs and 42.0 sacks throughout his career, including 19 TFLs and 9.0 sacks during his senior season

### TRANSACTIONS

- ▶ **2021** - Signed by CLE as UDFA ... **8/31/21** - Waived by CLE ... **9/2/21** - Signed by PHI to practice squad ... **1/8/22** - Elevated by PHI from practice squad for Week 18 vs. Dallas ... **1/18/22** - Signed by PHI to reserve/future contract



2021 GAME-BY-GAME STATISTICS (PHI)												
Date	Opp	GP/S	Tot	Solo	Sk	Int	PD	FF	FR	Snaps	Pct	
Sep 12	at Atl	W	---	EAGLES PRACTICE SQUAD								
Sep 19	SF	L	---	EAGLES PRACTICE SQUAD								
Sep 27	at Dal	L	---	EAGLES PRACTICE SQUAD								
Oct 3	KC	L	---	EAGLES PRACTICE SQUAD								
Oct 10	at Car	W	---	EAGLES PRACTICE SQUAD								
Oct 14	TB	L	---	EAGLES PRACTICE SQUAD								
Oct 24	at LV	L	---	EAGLES PRACTICE SQUAD								
Oct 31	at Det	W	---	EAGLES PRACTICE SQUAD								
Nov 7	LAC	L	---	EAGLES PRACTICE SQUAD								
Nov 14	at Den	W	---	EAGLES PRACTICE SQUAD								
Nov 21	NO	W	---	EAGLES PRACTICE SQUAD								
Nov 28	at NYG	L	---	EAGLES PRACTICE SQUAD								
Dec 5	at NYJ	W	---	EAGLES PRACTICE SQUAD								
Dec 21	Was	W	---	EAGLES PRACTICE SQUAD								
Dec 26	NYG	W	---	EAGLES PRACTICE SQUAD								
Jan 2	at Was	W	---	EAGLES PRACTICE SQUAD								
Jan 8	Dal	L	1/0	3	1	0.0	0	0	0	0	19	31%
<b>Totals</b>			<b>1/0</b>	<b>3</b>	<b>1</b>	<b>0.0</b>	<b>0</b>	<b>0</b>	<b>0</b>	<b>0</b>	<b>19</b>	<b>2%</b>
PLAYOFFS												
Jan 16	at TB	L	---	EAGLES PRACTICE SQUAD								
<b>Totals</b>			<b>0/0</b>	<b>0</b>	<b>0</b>	<b>0.0</b>	<b>0</b>	<b>0</b>	<b>0</b>	<b>0</b>	<b>0</b>	<b>0%</b>





# RENELL WREN

DEFENSIVE TACKLE | 98

(pronounced ruh-NELL RENN)

Height: 6-5 Weight: 320 DOB: Oct. 23, 1995 (Age 26)

NFL Experience: 3rd Year (1st with Eagles) Draft: D4b-19 (125th overall) by CIN Acquired: FA-22

College: Arizona State Hometown (HS): St. Louis, MO (Lutheran)



## CAREER STATISTICS

Year	Team	GP/S	TACKLES				PASS RUSH			INTERCEPTIONS					FUMBLES		DEF SNAPS	
			Total	Solo	Asst	TFL	Sacks	QBH	QBP	Int	Yds	Lg	TD	PD	FF	FR	No	Pct
2019	Cincinnati	11/2	8	4	4	0	0.0	0	0	0	0	--	0	0	0	0	155	22%
2021	Cincinnati	1/0	1	0	1	0	0.0	0	1	0	0	--	0	0	0	0	41	1%
<b>Totals</b>		<b>12/2</b>	<b>9</b>	<b>4</b>	<b>5</b>	<b>0</b>	<b>0.0</b>	<b>0</b>	<b>1</b>	<b>0</b>	<b>0</b>	<b>--</b>	<b>0</b>	<b>0</b>	<b>0</b>	<b>0</b>	<b>---</b>	<b>---</b>

## CAREER HIGHS

Tackles	1	9x, last: 1/9/22 at Cle.
Sacks	--	---
INTs	--	---
PDs	--	---
FFs	--	---
FRs	--	---

**Nicknames:** Big Wren and Mount Wren ... **Hobbies:** Video games, fishing and wants to start playing golf ... **Bucket list:** Travel to Africa and Rome ... **Surprisingly good at:** Can dunk in basketball ... **Biggest influence in his life:** His grandmother ... **Players he modeled his game after:** Fletcher Cox, Chris Jones and J.J. Watt ... **Best player he has ever lined up against:** J.C. Tretter ... **Favorite movie:** King Kong ... **Favorite meal:** Fried Chicken ... **Favorite athlete to watch now:** Lamar Jackson ... **Favorite quote:** "Glory to God"



## BIRDSEED

- ▶ Previously supported 1N5 through the NFL's *My Cause My Cleats* campaign ... The foundation aims to prevent suicide by erasing the stigma surrounding mental illness and promoting mental wellness via education programs, community engagement, policy and advocacy
- ▶ Studied YouTube highlights of **Fletcher Cox's** pass-rush moves to help prepare for his workouts ahead of the 2019 NFL Draft

## 2021 SEASON - BENGALS

- ▶ A member of the AFC Champion Bengals, serving primarily on Cincinnati's practice squad ... Totaled 1 tackle and 1 pressure in 41 defensive snaps during the regular-season finale at Cle. (1/9/22)

## 2019 SEASON - BENGALS

- ▶ Saw action in 11 contests (two starts) during his rookie season ... Produced 8 tackles (4 solo) in 155 defensive snaps

## COLLEGE HIGHLIGHTS

- ▶ Recorded 81 tackles (51 solo), 14.5 TFLs, 6 PDs, 3.0 sacks, 1 INT and 1 FF over 42 career games at Arizona State ... Served as a team captain and started all 13 games as a senior, posting a career-high 43 tackles (27 solo) along with 4.5 TFLs, 2 PDs and 1.0 sack ... Set career highs in TFLs (6), PDs (3) and sacks (1.5) as a sophomore

## PERSONAL

- ▶ Majored in interdisciplinary studies at Arizona State
- ▶ Prepped at Lutheran (MO) High School, where he earned first-team all-state recognition as a senior ... Registered 43 tackles, 8 TFLs, 4 FRs and 3.0 sacks as a junior ... Also played center in basketball

## TRANSACTIONS

- ▶ **2019** - Drafted by CIN in 4th round (125th overall) ... **12/14/19** - Placed on Reserve/Injured ... **8/3/20** - Placed on Active/Non-Football Injury ... **8/23/20** - Placed on Reserve/Injured ... **8/31/21** - Waived by CIN ... **9/1/21** - Signed by CIN to practice squad ... **1/8/22** - Elevated from practice squad as COVID-19 replacement for Week 18 at Cleveland ... **2/25/22** - Signed by PHI



2021 GAME-BY-GAME STATISTICS (CIN)												
Date	Opp	GP/S	Tot	Solo	Sk	Int	PD	FF	FR	Snaps	Pct	
Sep 12	Min	W	---	BENGALS PRACTICE SQUAD								
Sep 19	at Chi	L	---	BENGALS PRACTICE SQUAD								
Sep 26	at Pit	W	---	BENGALS PRACTICE SQUAD								
Sep 30	Jax	W	---	BENGALS PRACTICE SQUAD								
Oct 10	GB	L	---	BENGALS PRACTICE SQUAD								
Oct 17	at Det	W	---	BENGALS PRACTICE SQUAD								
Oct 24	at Bal	W	---	BENGALS PRACTICE SQUAD								
Oct 31	at NYJ	L	---	BENGALS PRACTICE SQUAD								
Nov 7	Cle	L	---	BENGALS PRACTICE SQUAD								
Nov 21	at LV	W	---	BENGALS PRACTICE SQUAD								
Nov 28	Pit	W	---	BENGALS PRACTICE SQUAD								
Dec 5	LAC	L	---	BENGALS PRACTICE SQUAD								
Dec 12	SF	L	---	BENGALS PRACTICE SQUAD								
Dec 19	at Den	W	---	BENGALS PRACTICE SQUAD								
Dec 26	Bal	W	---	BENGALS PRACTICE SQUAD								
Jan 2	KC	W	---	BENGALS PRACTICE SQUAD								
Jan 9	at Cle	L	1/0	1	0	0.0	0	0	0	0	41	62%
<b>Totals</b>			<b>1/0</b>	<b>1</b>	<b>0</b>	<b>0.0</b>	<b>0</b>	<b>0</b>	<b>0</b>	<b>0</b>	<b>41</b>	<b>1%</b>
PLAYOFFS												
Jan 15	LV	W	---	BENGALS PRACTICE SQUAD								
Jan 22	at Ten	W	---	BENGALS PRACTICE SQUAD								
Jan 30	at KC	W	---	BENGALS PRACTICE SQUAD								
Feb 13	at LAR	L	---	BENGALS PRACTICE SQUAD								
			<b>0/0</b>	<b>0</b>	<b>0</b>	<b>0.0</b>	<b>0</b>	<b>0</b>	<b>0</b>	<b>0</b>	<b>0</b>	<b>0%</b>

2019 GAME-BY-GAME STATISTICS (CIN)												
Date	Opp	GP/S	Tot	Solo	Sk	Int	PD	FF	FR	Snaps	Pct	
Sep 8	at Sea	L	1/0	0	0	0.0	0	0	0	0	2	4%
Sep 15	SF	L	0/0	INACTIVE								
Sep 22	at Buf	L	1/0	0	0	0.0	0	0	0	0	24	31%
Sep 30	at Pit	L	1/0	1	1	0.0	0	0	0	0	13	22%
Oct 6	Ari	L	0/0	INACTIVE								
Oct 13	at Bal	L	1/0	1	1	0.0	0	0	0	0	20	25%
Oct 20	Jax	L	1/0	1	0	0.0	0	0	0	0	21	26%
Oct 27	LAR	L	1/0	1	1	0.0	0	0	0	0	6	10%
Nov 10	Bal	L	1/0	0	0	0.0	0	0	0	0	11	24%
Nov 17	at Oak	L	1/0	1	0	0.0	0	0	0	0	13	19%
Nov 24	Pit	L	1/1	1	1	0.0	0	0	0	0	14	19%
Dec 1	NYJ	W	1/1	1	0	0.0	0	0	0	0	12	17%
Dec 8	at Cle	L	1/0	1	0	0.0	0	0	0	0	19	35%
Dec 15	NE	L	0/0	RESERVE/INJURED								
Dec 22	at Mia	L	0/0	RESERVE/INJURED								
Dec 29	Cle	W	0/0	RESERVE/INJURED								
<b>Totals</b>			<b>11/2</b>	<b>8</b>	<b>4</b>	<b>0.0</b>	<b>0</b>	<b>0</b>	<b>0</b>	<b>0</b>	<b>155</b>	<b>22%</b>



# 2021 EAGLES STATISTICS



[FRONT OFFICE & COACHING STAFF](#)

[PLAYER BIOS](#)

[2021 EAGLES STATISTICS](#)

[RECORD BOOK](#)

[ALL-TIME RESULTS](#)

[ALL-TIME ROSTERS](#)

[HONORS & HISTORY](#)

[YEAR-BY-YEAR STATISTICS](#)

[OFF THE FIELD](#)



## REGULAR SEASON RESULTS (9-8)

DATE	OPPONENT	RESULT	SCORE	ATTENDANCE
September 12	at Atlanta Falcons	W	32-6	68,633
September 19	San Francisco 49ers	L	11-17	69,796
September 27	at Dallas Cowboys	L	21-41	93,267
October 3	Kansas City Chiefs	L	30-42	69,796
October 10	at Carolina Panthers	W	21-18	72,545
October 14	Tampa Bay Buccaneers	L	22-28	69,796
October 24	at Las Vegas Raiders	L	22-33	62,000
October 31	at Detroit Lions	W	44-6	47,192
November 7	Los Angeles Chargers	L	24-27	69,796
November 14	at Denver Broncos	W	30-13	76,766
November 21	New Orleans Saints	W	40-29	69,796
November 28	at New York Giants	L	7-13	73,969
December 5	at New York Jets	W	33-18	73,311
December 21	Washington	W	27-17	69,796
December 26	New York Giants	W	34-10	69,796
January 2	at Washington	W	20-16	51,563
January 8	Dallas Cowboys	L	26-51	69,796

## TEAM STATISTICS

	EAGLES	OPPONENTS
<b>TOTAL FIRST DOWNS</b>	<b>352</b>	<b>358</b>
RUSHING	163	115
PASSING	167	208
PENALTY	22	35
3RD DOWN: MADE/ATTEMPTS	101/221	93/217
3RD DOWN PERCENTAGE	45.7%	42.9%
4TH DOWN: MADE/ATTEMPTS	11/24	14/29
4TH DOWN PERCENTAGE	45.8%	48.3%
<b>POSSESSION AVERAGE</b>	<b>29:55</b>	<b>30:05</b>
<b>TOTAL NET YARDS</b>	<b>6119</b>	<b>5590</b>
AVERAGE PER GAME	359.9	328.8
TOTAL PLAYS	1075	1076
AVERAGE PER PLAY	5.8	5.2
<b>NET YARDS RUSHING</b>	<b>2715</b>	<b>1834</b>
AVERAGE PER GAME	159.7	107.9
TOTAL RUSHES	550	458
<b>NET YARDS PASSING</b>	<b>3404</b>	<b>3756</b>
AVERAGE PER GAME	200.2	220.9
SACKED/YARDS LOST	31/181	29/220
GROSS YARDS	3585	3976
ATTEMPTS/COMPLETIONS	494/307	589/409
COMPLETION PERCENTAGE	62.1%	69.4%
HAD INTERCEPTED	10	12
<b>PUNTS/AVERAGE</b>	<b>55/43.9</b>	<b>63/43.6</b>
<b>NET PUNTING AVERAGE</b>	<b>38.7</b>	<b>39.1</b>
<b>PENALTIES/YARDS</b>	<b>107/842</b>	<b>92/824</b>
<b>FUMBLES/BALL LOST</b>	<b>22/6</b>	<b>17/4</b>
<b>TOUCHDOWNS</b>	<b>50</b>	<b>47</b>
RUSHING	25	18
PASSING	20	28
RETURNS	5	1



## PASSING

PLAYER	ATT	CMP	YDS	PCT	Y/A	TD	TD%	INT	INT%	LG	SACK	LOST	RATE
Jalen Hurts	432	265	3144	61.3%	7.3	16	3.7%	9	2.1%	91	26	150	87.2
Gardner Minshew	60	41	439	68.3%	7.3	4	6.7%	1	1.7%	36t	5	31	104.8
Greg Ward	2	1	2	50.0%	1.0	0	0.0%	0	0.0%	2	0	0	56.3
<b>EAGLES</b>	<b>494</b>	<b>307</b>	<b>3585</b>	<b>62.1%</b>	<b>7.3</b>	<b>20</b>	<b>4.0%</b>	<b>10</b>	<b>2.0%</b>	<b>91</b>	<b>31</b>	<b>181</b>	<b>89.2</b>
<b>OPPONENTS</b>	<b>589</b>	<b>409</b>	<b>3976</b>	<b>69.4%</b>	<b>6.8</b>	<b>28</b>	<b>4.8%</b>	<b>12</b>	<b>2.0%</b>	<b>64</b>	<b>29</b>	<b>220</b>	<b>95.5</b>

## RUSHING

PLAYER	ATT	YDS	AVG	LG	TD
Jalen Hurts	139	784	5.6	31	10
Miles Sanders	137	754	5.5	38	0
Jordan Howard	86	406	4.7	25	3
Boston Scott	87	373	4.3	23	7
Kenneth Gainwell	68	291	4.3	18t	5
Jason Huntley	13	51	3.9	18	0
Jalen Reagor	10	32	3.2	12	0
Gardner Minshew	9	21	2.3	9	0
Quez Watkins	1	3	3.0	3	0
<b>EAGLES</b>	<b>550</b>	<b>2715</b>	<b>4.9</b>	<b>38</b>	<b>25</b>
<b>OPPONENTS</b>	<b>458</b>	<b>1834</b>	<b>4.0</b>	<b>38</b>	<b>18</b>

## RECEIVING

PLAYER	REC	YDS	AVG	LG	TD
DeVonta Smith	64	916	14.3	46	5
Dallas Goedert	56	830	14.8	45	4
Quez Watkins	43	647	15.0	91	1
Jalen Reagor	33	299	9.1	34	2
Kenneth Gainwell	33	253	7.7	19	1
Miles Sanders	26	158	6.1	25	0
Zach Ertz	18	189	10.5	28	2
Boston Scott	13	83	6.4	19	0
Greg Ward	7	95	13.6	27	3
Jack Stoll	4	22	5.5	9	0
Tyree Jackson	3	22	7.3	13	1
J.J. Arcega-Whiteside	2	36	18.0	23	0
Jordan Howard	2	19	9.5	10	0
Richard Rodgers	2	11	5.5	9	0
Lane Johnson	1	5	5.0	5t	1
Jason Huntley	0	0	0.0	0	0
Jalen Hurts	0	0	0.0	0	0
<b>EAGLES</b>	<b>307</b>	<b>3585</b>	<b>11.7</b>	<b>91</b>	<b>20</b>
<b>OPPONENTS</b>	<b>409</b>	<b>3976</b>	<b>9.7</b>	<b>64</b>	<b>28</b>

## FIELD GOALS

PLAYER	1-19	20-29	30-39	40-49	50+	TOTAL
Jake Elliott	0/0	7/7	10/10	10/13	3/3	30/33
<b>EAGLES</b>	<b>0/0</b>	<b>7/7</b>	<b>10/10</b>	<b>10/13</b>	<b>3/3</b>	<b>30/33</b>
<b>OPPONENTS</b>	<b>0/0</b>	<b>8/9</b>	<b>6/6</b>	<b>4/5</b>	<b>3/4</b>	<b>21/24</b>



## PUNTING

PLAYER	NO	YDS	AVG	NET	TB	IN 20	LG	BLK
Arryn Siposs	55	2416	43.9	38.7	3	17	68	0
<b>EAGLES</b>	<b>55</b>	<b>2416</b>	<b>43.9</b>	<b>38.7</b>	<b>3</b>	<b>17</b>	<b>68</b>	<b>0</b>
<b>OPPONENTS</b>	<b>63</b>	<b>2744</b>	<b>43.6</b>	<b>39.1</b>	<b>2</b>	<b>23</b>	<b>62</b>	<b>1</b>

## KICKOFF RETURNS

PLAYER	NO	YDS	AVG	LG	TD
Jalen Reagor	12	255	21.3	44	0
Quez Watkins	8	138	17.3	24	0
Kenneth Gainwell	8	137	17.1	31	0
Jason Huntley	3	84	28.0	35	0
Boston Scott	1	13	13.0	13	0
Greg Ward	1	3	3.0	3	0
John Hightower	1	0	0.0	17	0
<b>EAGLES</b>	<b>34</b>	<b>630</b>	<b>18.5</b>	<b>44</b>	<b>0</b>
<b>OPPONENTS</b>	<b>34</b>	<b>888</b>	<b>26.1</b>	<b>79</b>	<b>0</b>

## PUNT RETURNS

PLAYER	NO	FC	YDS	AVG	LG	TD
Jalen Reagor	31	15	227	7.3	39	0
Greg Ward	2	1	12	6.0	12	0
<b>EAGLES</b>	<b>33</b>	<b>16</b>	<b>239</b>	<b>7.2</b>	<b>39</b>	<b>0</b>
<b>OPPONENTS</b>	<b>24</b>	<b>12</b>	<b>225</b>	<b>9.4</b>	<b>22</b>	<b>0</b>

## SCORING

PLAYER	TD	RUSH	REC	RET	PAT	FG	2 PT	SAF	PTS
Jake Elliott	0	0	0	0	44/44	30/33	0	0	134
Jalen Hurts	10	10	0	0	0/0	0/0	0	0	60
Boston Scott	7	7	0	0	0/0	0/0	0	0	42
Kenneth Gainwell	6	5	1	0	0/0	0/0	1	0	38
DeVonta Smith	5	0	5	0	0/0	0/0	1	0	32
Dallas Goedert	4	0	4	0	0/0	0/0	1	0	26
Jordan Howard	3	3	0	0	0/0	0/0	0	0	18
Greg Ward	3	0	3	0	0/0	0/0	0	0	18
Darius Slay	3	0	0	3	0/0	0/0	0	0	18
Zach Ertz	2	0	2	0	0/0	0/0	0	0	12
Jalen Reagor	2	0	2	0	0/0	0/0	0	0	12
Quez Watkins	1	0	1	0	0/0	0/0	1	0	8
Tyree Jackson	1	0	1	0	0/0	0/0	0	0	6
Fletcher Cox	1	0	0	1	0/0	0/0	0	0	6
Lane Johnson	1	0	1	0	0/0	0/0	0	0	6
Alex Singleton	1	0	0	1	0/0	0/0	0	0	6
Miles Sanders	0	0	0	0	0/0	0/0	1	0	2
<b>EAGLES</b>	<b>50</b>	<b>25</b>	<b>20</b>	<b>5</b>	<b>44/44</b>	<b>30/33</b>	<b>5</b>	<b>0</b>	<b>444</b>
<b>OPPONENTS</b>	<b>47</b>	<b>18</b>	<b>28</b>	<b>1</b>	<b>36/43</b>	<b>21/24</b>	<b>1</b>	<b>1</b>	<b>385</b>

SCORE BY QUARTERS	Q1	Q2	Q3	Q4	OT	TOTAL
<b>EAGLES</b>	89	104	112	139	0	444
<b>OPPONENTS</b>	100	111	53	121	0	385





## DEFENSE

PLAYER	TOTAL	SOLO	ASST	TFL	SACKS	INT	PD	FF	FR
Alex Singleton	130	76	54	4	0.0	1	4	1	0
T.J. Edwards	125	62	63	5	1.0	1	5	0	1
Anthony Harris	72	36	36	2	0.0	1	3	0	0
Avonte Maddox	71	51	20	5	0.5	1	9	2	0
Javon Hargrave	63	27	36	9	7.5	0	1	1	0
Rodney McLeod	58	32	26	0	0.0	2	4	0	0
Marcus Epps	56	36	20	0	0.0	1	5	0	0
Darius Slay	52	40	12	5	0.0	3	9	0	2
Steven Nelson	50	34	16	0	0.0	1	7	0	0
Derek Barnett	46	20	26	7	2.0	0	0	0	0
Josh Sweat	45	19	26	7	7.5	0	4	1	0
Genard Avery	43	22	21	4	1.0	0	0	0	0
Eric Wilson	43	18	25	1	0.0	1	1	0	0
Davion Taylor	39	24	15	1	0.0	0	0	2	0
Fletcher Cox	35	25	10	7	3.5	0	0	2	1
Milton Williams	30	15	15	6	2.0	0	2	0	0
Hassan Ridgeway	20	10	10	1	2.0	0	0	1	0
Tarron Jackson	17	11	6	2	1.0	0	0	1	0
K'Von Wallace	14	11	3	0	0.0	0	0	0	0
Shaun Bradley	12	8	4	0	0.0	0	1	0	0
Patrick Johnson	12	7	5	1	0.0	0	0	0	0
Zech McPhearson	12	5	7	0	0.0	0	1	0	0
Andre Chachere	10	8	2	1	0.0	0	0	0	0
Josiah Scott	8	6	2	1	1.0	0	0	0	0
Jared Mayden	5	3	2	0	0.0	0	0	0	0
Marlon Tuipulotu	5	1	4	0	0.0	0	0	0	0
Ryan Kerrigan	3	3	0	1	0.0	0	0	0	0
Christian Elliss	3	2	1	0	0.0	0	0	0	0
Marvin Wilson	3	1	2	0	0.0	0	0	0	0
Cameron Malveaux	3	0	3	0	0.0	0	0	0	0
Kary Vincent	2	2	0	0	0.0	0	0	0	0
Brandon Graham	2	2	0	1	0.0	0	0	0	0
Mac McCain	2	1	1	0	0.0	0	0	0	0
Raequan Williams	2	1	1	0	0.0	0	0	0	0
JaCoby Stevens	1	0	1	0	0.0	0	0	0	0
Tay Gowan	1	0	1	0	0.0	0	0	0	0
<b>TOTALS</b>	<b>1,095</b>	<b>618</b>	<b>477</b>	<b>71</b>	<b>29.0</b>	<b>12</b>	<b>56</b>	<b>11</b>	<b>4</b>

## INTERCEPTIONS

PLAYER	NO	YDS	AVG	LG	TD
Darius Slay	3	76	25.3	51t	1
Rodney McLeod	2	24	12.0	24	0
Alex Singleton	1	29	29.0	29t	1
Eric Wilson	1	7	7.0	7	0
Steven Nelson	1	4	4.0	4	0
Anthony Harris	1	2	2.0	2	0
T.J. Edwards	1	1	1.0	1	0
Marcus Epps	1	0	0.0	0	0
Avonte Maddox	1	-1	-1.0	-1	0
<b>EAGLES</b>	<b>12</b>	<b>142</b>	<b>11.8</b>	<b>51t</b>	<b>2</b>
<b>OPPONENTS</b>	<b>10</b>	<b>107</b>	<b>10.7</b>	<b>59t</b>	<b>1</b>



**DEFENSIVE LEADERS**

**SACKS**

Javon Hargrave	7.5
Josh Sweat	7.5
Fletcher Cox	3.5
Derek Barnett	2.0
Hassan Ridgeway	2.0
Milton Williams	2.0

**TACKLES FOR LOSS**

Javon Hargrave	9
Derek Barnett	7
Fletcher Cox	7
Josh Sweat	7
Milton Williams	6

**PASSES DEFENSED**

Avonte Maddox	9
Darius Slay	9
Steven Nelson	7
T.J. Edwards	5
Marcus Epps	5

**FORCED FUMBLES**

Fletcher Cox	2
Avonte Maddox	2
Davion Taylor	2
Several players tied	1

**FUMBLE RECOVERIES**

Darius Slay	2
Fletcher Cox	1
T.J. Edwards	1

**SPECIAL TEAMS TACKLES**

PLAYER	NO
Shaun Bradley	11
Alex Singleton	7
Marcus Epps	6
J.J. Arcega-Whiteside	5
Andre Chachere	5
T.J. Edwards	5
Patrick Johnson	5
Zech McPhearson	4
Josiah Scott	4
Rick Lovato	2
Avonte Maddox	2
Boston Scott	2
JaCoby Stevens	2
Jack Stoll	2
Davion Taylor	2
Noah Togiai	2
Tay Gowan	1
Jordan Howard	1
Tarron Jackson	1
Jared Mayden	1
Richard Rodgers	1
K'Von Wallace	1
<b>TOTALS</b>	<b>73</b>



WEEKLY NFL RANKINGS

WEEK	OFFENSE			DEFENSE		
	Rush	Pass	Total	Rush	Pass	Total
Week 1	2	16	6	19	12t	7
Week 2	2	22	15	18t	3	4
Week 3	5	15	16	26	5t	7
Week 4	9t	9	8	31	7	14
Week 5	13	11	14	30	3	10
Week 6	15	23	19	28	5	11
Week 7	15	21	21	29	11	17
Week 8	6	27	19	24	8	9
Week 9	6t	28	17	20	12	15
Week 10	3	27	16	20	13	14
Week 11	2	29	16	21	12	13
Week 12	1	30	18	16	11	11
Week 13	1	30	13	13	11	11
Week 14	1	30	15	12t	11	9t
Week 15	1	24	11	10	11	11
Week 16	1	26	13	9	9	5
Week 17	1	22	14	7	11	7
Week 18	1	25	14	9	11	10

RED ZONE DRIVES

	TOTAL	TD	FG	MFG	DOWN	FUM	INT	CLOCK	PTS	TD%	SCORE%
EAGLES	61	39	17	1	1	2	1	1	322	63.9%	91.8
OPPONENTS	60	40	14	1	3	0	1	1	322	66.7%	90.0

GOAL-TO-GO DRIVES

	TOTAL	TD	FG	MFG	DOWN	FUM	INT	CLOCK	PTS	TD%	SCORE%
EAGLES	41	31	6	0	1	1	1	1	239	75.6%	90.2
OPPONENTS	44	32	6	1	3	0	1	1	236	72.7%	86.4

LONGEST DRIVES

	EAGLES	OPPONENTS
<b>MOST PLAYS</b>	16 vs LAC (11/7/21) 16-68 (7:04), FG	17 vs NYG (12/26/21) 17-75 (6:29), TD
<b>MOST YARDS</b>	Twice; last 94 at NYJ (12/5/21) 8-94 (4:52), TD	98 vs LAC (11/7/21) 15-98 (6:56), Downs
<b>MOST TIME</b>	8:22 at NYJ (12/5/21) 14-70 (8:22), FG	8:59 vs SF (9/19/21) 16-92 (8:59), TD

LONGEST TOUCHDOWN DRIVES

	EAGLES	OPPONENTS
<b>MOST PLAYS</b>	Twice; last 14 vs DAL (1/8/22) 14-75 (6:46)	17 vs NYG (12/26/21) 17-75 (6:29)
<b>MOST YARDS</b>	94 at NYJ (12/5/21) 8-94 (4:52)	97 vs SF (9/19/21) 12-97 (4:08)
<b>MOST TIME</b>	7:39 at WAS (1/2/22) 14-75 (7:39)	8:59 vs SF (9/19/21) 16-92 (8:59)

REPLAY CHALLENGES – EAGLES (7 CHALLENGES, 5 OVERTURNED), OPPONENTS (2 CHALLENGES, 1 OVERTURNED)



GAME-BY-GAME OFFENSE

GAME	SCORE				1ST DOWN				3RD DOWN		4TH DOWN		NET YARDS			TO	PEN	PEN YDS	TOP	
	PTS	OPP PTS	DIFF	OT	TOTAL	RUSH	PASS	PEN	CONV	ATT	CONV	ATT	TOTAL	PASS	RUSH					
Sep 12	at Atl	32	6	26	---	24	10	13	1	6	13	0	2	434	173	261	0	14	89	31:02
Sep 19	SF	11	17	-6	---	18	8	7	3	5	12	0	1	328	151	177	0	8	57	25:06
Sep 27	at Dal	21	41	-20	---	12	1	11	0	4	12	0	2	367	64	303	2	13	86	25:02
Oct 3	KC	30	42	-12	---	30	9	19	2	6	12	1	2	461	103	358	0	9	49	29:08
Oct 10	at Car	21	18	3	---	15	6	8	1	4	13	0	1	273	91	182	2	6	60	24:57
Oct 14	TB	22	28	-6	---	16	8	5	3	3	10	1	1	213	100	113	1	4	41	20:04
Oct 24	at LV	22	33	-11	---	22	8	12	2	6	13	2	3	358	135	223	2	4	37	27:29
Oct 31	at Det	44	6	38	---	27	19	6	2	5	10	0	0	350	236	114	0	2	15	35:00
Nov 7	LAC	24	27	-3	---	20	13	7	0	8	12	0	0	331	176	155	0	3	25	26:23
Nov 14	at Den	30	13	17	---	22	12	10	0	6	13	0	0	386	214	172	1	7	89	34:58
Nov 21	NO	40	29	11	---	21	14	7	0	12	21	0	0	380	242	138	1	6	49	37:01
Nov 28	at NYG	7	13	-6	---	19	11	8	0	4	11	0	2	332	208	124	4	4	26	27:58
Dec 5	at NYJ	33	18	15	---	26	9	13	4	6	13	1	1	418	185	233	0	3	20	35:36
Dec 21	Was	27	17	10	---	23	11	12	0	7	13	0	1	519	238	281	2	4	48	35:17
Dec 26	NYG	34	10	24	---	17	6	9	2	5	13	0	1	324	130	194	0	11	79	29:08
Jan 2	at Was	20	16	4	---	18	9	9	0	4	12	3	4	330	118	212	0	6	42	32:09
Jan 8	Dal	26	51	-25	---	22	9	11	2	10	18	3	3	315	149	166	1	3	30	32:23
<b>TOTALS</b>		<b>444</b>	<b>385</b>	<b>59</b>	<b>---</b>	<b>352</b>	<b>163</b>	<b>167</b>	<b>22</b>	<b>101</b>	<b>221</b>	<b>11</b>	<b>24</b>	<b>6,119</b>	<b>2,715</b>	<b>3,404</b>	<b>16</b>	<b>107</b>	<b>842</b>	<b>29:55</b>

GAME-BY-GAME DEFENSE

GAME	SCORE				1ST DOWN				3RD DOWN		4TH DOWN		NET YARDS			TO	PEN	PEN YDS	TOP	
	PTS	OPP PTS	DIFF	OT	TOTAL	RUSH	PASS	PEN	CONV	ATT	CONV	ATT	TOTAL	PASS	RUSH					
Sep 12	at Atl	6	32	-26	---	19	7	8	4	3	14	1	3	260	124	136	0	12	99	28:58
Sep 19	SF	17	11	6	---	23	10	9	4	6	14	1	1	306	117	189	0	5	60	34:54
Sep 27	at Dal	41	21	20	---	27	9	14	4	6	12	1	2	380	160	220	1	4	37	34:58
Oct 3	KC	42	30	12	---	31	12	16	3	9	10	0	0	471	200	271	1	7	46	30:52
Oct 10	at Car	18	21	-3	---	17	6	9	2	5	15	0	0	267	109	158	3	9	69	35:03
Oct 14	TB	28	22	6	---	27	8	17	2	7	13	0	1	399	102	297	1	7	120	39:56
Oct 24	at LV	33	22	11	---	23	7	16	0	3	9	1	1	442	119	323	1	7	65	32:31
Oct 31	at Det	6	44	-38	---	15	3	11	1	5	14	2	5	228	57	171	1	8	50	25:00
Nov 7	LAC	27	24	3	---	28	9	17	2	5	10	2	4	445	89	356	0	4	30	33:37
Nov 14	at Den	13	30	-13	---	17	5	9	3	1	11	0	2	308	96	212	1	4	29	25:02
Nov 21	NO	29	40	-11	---	18	5	12	1	6	13	0	0	323	109	214	3	3	25	22:59
Nov 28	at NYG	13	7	6	---	17	4	12	1	3	12	1	1	264	70	194	0	2	15	32:02
Dec 5	at NYJ	18	33	-15	---	21	4	15	2	3	9	2	3	281	70	211	1	6	66	24:24
Dec 21	Was	17	27	-10	---	14	5	8	1	6	13	0	1	237	63	174	0	2	25	24:43
Dec 26	NYG	10	34	-24	---	15	4	8	3	8	20	1	2	192	84	108	2	6	40	30:52
Jan 2	at Was	16	20	-4	---	24	8	14	2	9	15	0	1	312	94	218	1	1	4	27:51
Jan 8	Dal	51	26	25	---	22	9	13	0	8	13	2	2	475	171	304	0	5	44	27:37
<b>TOTALS</b>		<b>385</b>	<b>444</b>	<b>-55</b>	<b>---</b>	<b>358</b>	<b>115</b>	<b>208</b>	<b>35</b>	<b>93</b>	<b>217</b>	<b>14</b>	<b>29</b>	<b>5,590</b>	<b>1,834</b>	<b>3,756</b>	<b>16</b>	<b>92</b>	<b>824</b>	<b>30:05</b>



## EAGLES GAME-BY-GAME LEADERS

GAME	PASS YARDS	RUSH YARDS	RECEPTIONS	REC YARDS	TOUCHDOWNS	TACKLES	SACKS
Sep 12 at Atl	J. Hurts - 264	M. Sanders - 74	Two players - 6	D. Smith - 71	Three players - 1	E. Wilson - 9	J. Hargrave - 2.0
Sep 19 SF	J. Hurts - 190	J. Hurts - 82	Five players - 2	Q. Watkins - 117	J. Hurts - 1	A. Singleton - 11	---
Sep 27 at Dal	J. Hurts - 326	J. Hurts - 35	J. Reagor - 5	Two players - 53	Three players - 1	A. Harris - 14	J. Hargrave - 2.0
Oct 3 KC	J. Hurts - 387	J. Hurts - 47	D. Smith - 7	D. Smith - 122	Three players - 1	E. Wilson - 10	J. Hargrave - 1.0
Oct 10 at Car	J. Hurts - 198	M. Sanders - 45	D. Smith - 7	D. Smith - 77	J. Hurts - 2	A. Singleton - 13	Three players - 1.0
Oct 14 TB	J. Hurts - 115	M. Sanders - 56	Z. Ertz - 4	Q. Watkins - 44	J. Hurts - 2	A. Singleton - 15	---
Oct 24 at LV	J. Hurts - 236	J. Hurts - 61	D. Smith - 5	D. Goedert - 70	Three players - 1	M. Epps - 11	---
Oct 31 at Det	J. Hurts - 103	J. Hurts - 71	D. Goedert - 6	D. Goedert - 72	Two players - 2	T. Edwards - 13	J. Sweat - 2.0
Nov 7 LAC	J. Hurts - 162	J. Howard - 71	D. Smith - 5	D. Smith - 116	Three players - 1	T. Edwards - 12	---
Nov 14 at Den	J. Hurts - 178	J. Howard - 83	Two players - 4	D. Smith - 66	D. Smith - 2	A. Harris - 9	D. Barnett - 1.0
Nov 21 NO	J. Hurts - 147	M. Sanders - 94	D. Goedert - 5	D. Goedert - 62	J. Hurts - 3	T. Edwards - 10	---
Nov 28 at NYG	J. Hurts - 129	J. Hurts - 77	K. Gainwell - 3	K. Gainwell - 32	B. Scott - 1	A. Singleton - 12	J. Hargrave - 1.0
Dec 5 at NYJ	G. Minshew - 242	M. Sanders - 120	D. Goedert - 6	D. Goedert - 105	D. Goedert - 2	T. Edwards - 11	J. Sweat - 1.5
Dec 21 Was	J. Hurts - 296	M. Sanders - 131	D. Goedert - 7	D. Goedert - 135	J. Hurts - 2	A. Singleton - 8	F. Cox - 1.5
Dec 26 NYG	J. Hurts - 199	M. Sanders - 45	D. Smith - 5	D. Smith - 80	Four players - 1	T. Edwards - 16	Two players - 1.0
Jan 2 at Was	J. Hurts - 214	B. Scott - 47	D. Goedert - 6	D. Goedert - 71	B. Scott - 2	T. Edwards - 13	J. Sweat - 1.5
Jan 8 Dal	G. Minshew - 186	K. Gainwell - 78	Q. Watkins - 5	Q. Watkins - 84	Three players - 1	K. Wallace - 8	J. Scott - 1.0

## OPPONENT GAME-BY-GAME LEADERS

GAME	PASS YARDS	RUSH YARDS	RECEPTIONS	REC YARDS	TOUCHDOWNS	TACKLES	SACKS
Sep 12 at Atl	M. Ryan - 164	C. Patterson - 54	C. Ridley - 5	C. Ridley - 51	---	D. Jones - 11	J. Tuioti-Mariner 1.0
Sep 19 SF	J. Garoppolo - 189	E. Mitchell - 42	D. Samuel - 6	D. Samuel - 93	Two players - 1	F. Warner - 7	N. Bosa - 2.0
Sep 27 at Dal	D. Prescott - 238	E. Elliott - 95	D. Schultz - 6	D. Schultz - 80	Two players - 2	J. Kearse - 5	O. Odighizuwa - 1.5
Oct 3 KC	P. Mahomes - 278	C. Edwards-Helaire - 102	T. Hill - 11	T. Hill - 186	T. Hill - 3	M. Hughes - 10	M. Danna - 2.0
Oct 10 at Car	S. Darnold - 177	C. Hubbard - 101	Two players - 5	Dj. Moore - 42	T. Tremble - 1	H. Reddick - 8	H. Reddick - 2.0
Oct 14 TB	T. Brady - 297	L. Fournette - 81	A. Brown - 9	A. Brown - 93	L. Fournette - 2	Two players - 5	V. Vea - 1.0
Oct 24 at LV	D. Carr - 323	K. Drake - 69	H. Renfrow - 7	F. Moreau - 60	Four players - 1	Two players - 8	Y. Ngakoue - 2.0
Oct 31 at Det	J. Goff - 222	D. Swift - 27	T. Hockenson - 10	T. Hockenson - 89	J. Jefferson - 1	Two players - 7	---
Nov 7 LAC	J. Herbert - 356	A. Ekeler - 59	K. Allen - 12	K. Allen - 104	Three players - 1	Two players - 9	J. Bosa - 1.0
Nov 14 at Den	T. Bridgewater - 226	J. Williams - 48	J. Jeudy - 6	A. Okwuegbunam - 77	M. Gordon - 1	M. Reed - 9	D. Jones - 1.0
Nov 21 NO	T. Siemian - 214	M. Ingram - 88	M. Ingram - 6	T. Smith - 64	Four players - 1	M. Davenport - 10	M. Davenport - 1.5
Nov 28 at NYG	D. Jones - 202	S. Barkley - 40	S. Barkley - 4	K. Golladay - 50	C. Myarick - 1	X McKinney - 8	Two players - 0.5
Dec 5 at NYJ	Z. Wilson - 226	T. Coleman - 58	E. Moore - 6	E. Moore - 77	Three players - 1	Two players - 13	E. Riley - 1.0
Dec 21 Was	G. Gilbert - 194	A. Gibson - 26	A. Gibson - 6	T. McLaurin - 51	Two players - 1	J. Reaves - 12	Three players - 1.0
Dec 26 NYG	M. Glennon - 93	S. Barkley - 32	Four players - 4	K. Toney - 28	E. Ingram - 1	Three players - 6	L. Carter - 1.0
Jan 2 at Was	T. Heinicke - 247	J. Patterson - 57	T. McLaurin - 7	T. McLaurin - 61	J. Patterson - 1	C. Holcomb - 11	J. Davis - 1.0
Jan 8 Dal	D. Prescott - 295	E. Elliott - 87	Two players - 5	C. Wilson - 119	Two players - 2	K. Joseph - 9	Two players - 1.0



EAGLES DRIVE EFFICIENCY

GAME	QUARTERBACK	DRIVES	DRIVES ENDED BY...									PTS	PTS/DR	DR %	
			TD	FG	MFG	PUNT	DOWN	INT	FUM	SAF	CLOCK				
Sep 12	at Atl	J. Hurts	11	4	1	0	4	2	0	0	0	0	32	2.90	45.5
Sep 19	SF	J. Hurts	9	1	1	0	4	2	0	0	0	1	11	1.22	22.2
Sep 27	at Dal	J. Hurts	12	2	0	0	6	2	2	0	0	0	14	1.16	16.7
Oct 3	KC	J. Hurts	8	3	3	0	0	1	0	0	0	1	30	3.75	75.0
Oct 10	at Car	J. Hurts	15	2	2	0	6	1	1	1	1	1	21	1.4	26.7
Oct 14	TB	J. Hurts	10	3	0	1	5	0	1	0	0	0	22	2.2	30.0
Oct 24	at LV	J. Hurts	10	3	0	0	3	1	0	2	0	1	22	2.2	30.0
Oct 31	at Det	J. Hurts	7	4	1	0	1	0	0	0	0	1	28	4.0	71.4
		G. Minshew	2	0	2	0	0	0	0	0	0	0	6	3.0	100.0
Nov 7	LAC	J. Hurts	8	3	1	0	3	0	0	0	0	1	24	3.0	50.0
Nov 14	at Den	J. Hurts	10	2	3	0	3	0	1	0	0	1	30	3.0	50.0
Nov 21	NO	J. Hurts	14	3	4	0	5	0	0	1	0	1	40	2.86	50.0
Nov 28	at NYG	J. Hurts	10	1	0	0	3	2	3	1	0	0	7	0.7	10.0
Dec 5	at NYJ	G. Minshew	8	3	4	0	1	0	0	0	0	0	33	4.1	87.5
Dec 21	Was	J. Hurts	10	3	2	0	2	1	1	1	0	0	27	2.7	50.0
Dec 26	NYG	J. Hurts	12	3	2	1	4	1	0	0	0	1	34	2.8	41.7
Jan 2	at Was	J. Hurts	9	2	2	0	2	1	0	0	0	2	20	2.2	44.4
Jan 8	Dal	G. Minshew	10	3	2	0	3	0	1	0	0	1	26	2.6	50.0
		<b>J. Hurts</b>	<b>155</b>	<b>39</b>	<b>22</b>	<b>2</b>	<b>51</b>	<b>14</b>	<b>9</b>	<b>6</b>	<b>1</b>	<b>11</b>	<b>362</b>	<b>2.34</b>	<b>39.3</b>
		<b>G. Minshew</b>	<b>20</b>	<b>6</b>	<b>9</b>	<b>0</b>	<b>4</b>	<b>0</b>	<b>1</b>	<b>0</b>	<b>0</b>	<b>1</b>	<b>65</b>	<b>3.25</b>	<b>75.0</b>
		<b>TOTAL</b>	<b>175</b>	<b>45</b>	<b>31</b>	<b>2</b>	<b>55</b>	<b>14</b>	<b>10</b>	<b>6</b>	<b>1</b>	<b>12</b>	<b>427</b>	<b>2.44</b>	<b>43.4</b>

OPPONENT DRIVE EFFICIENCY

GAME	QUARTERBACK	DRIVES	DRIVES ENDED BY...									PTS	PTS/DR	DR %	
			TD	FG	MFG	PUNT	DOWN	INT	FUM	SAF	CLOCK				
Sep 12	at Atl	M. Ryan	12	0	2	0	6	2	0	0	0	2	6	0.5	16.7
Sep 19	SF	J. Garoppolo	9	2	1	0	5	0	0	0	0	1	17	1.89	33.3
Sep 27	at Dal	D. Prescott	13	5	0	0	4	1	0	1	0	2	34	2.61	38.5
Oct 3	KC	P. Mahomes	8	6	0	0	0	0	1	0	0	1	42	5.25	75.0
Oct 10	at Car	S. Darnold	14	1	3	0	6	0	3	0	0	0	18	1.28	28.6
Oct 14	TB	T. Brady	11	4	0	0	3	1	1	0	0	2	28	2.54	36.36
Oct 24	at LV	D. Carr	10	4	2	0	2	0	1	0	0	1	33	3.3	60.0
Oct 31	at Det	J. Goff	9	1	0	1	3	3	0	1	0	0	6	0.7	11.1
		D. Blough	1	0	0	0	0	0	0	0	0	1	0	0.0	0.0
Nov 7	LAC	J. Herbert	8	3	2	0	0	2	0	0	0	1	27	3.4	62.5
Nov 14	at Den	T. Bridgewater	11	1	2	1	4	1	0	1	0	1	13	1.18	27.3
Nov 21	NO	T. Siemian	15	4	1	0	6	0	2	1	0	1	29	1.9	33.3
Nov 28	at NYG	D. Jones	10	1	2	1	5	0	0	0	0	1	13	1.3	30.0
Dec 5	at NYJ	Z. Wilson	9	3	0	0	2	1	1	0	0	2	18	2.0	33.3
Dec 21	Was	G. Gilbert	11	2	1	0	5	1	0	0	0	2	17	1.5	27.3
Dec 26	NYG	J. Fromm	8	0	1	0	6	0	1	0	0	0	3	0.4	12.5
		M. Glennon	5	1	0	0	2	0	1	0	0	1	7	1.4	20.0
Jan 2	at Was	T.Heinicke	8	1	3	0	2	1	1	0	0	0	16	2.0	50.0
Jan 8	Dal	D. Prescott	7	5	1	0	1	0	0	0	0	0	37	5.28	85.7
		C. Rush	3	2	0	0	0	0	0	0	0	1	14	4.67	66.7
		<b>TOTAL</b>	<b>182</b>	<b>46</b>	<b>21</b>	<b>3</b>	<b>62</b>	<b>13</b>	<b>12</b>	<b>4</b>	<b>0</b>	<b>20</b>	<b>378</b>	<b>2.07</b>	<b>36.8</b>



## EAGLES THIRD DOWNS

GAME	1	2	3	4	5	6	7	8	9	10+	TOTAL
Sep 12 at Atl	2-3	0-1	0-0	1-2	2-3	0-0	0-0	0-1	1-1	0-2	6-13
Sep 19 SF	1-2	0-1	1-2	2-3	0-0	0-1	1-1	0-0	0-0	0-2	5-12
Sep 27 at Dal	1-1	1-1	0-1	1-1	0-2	0-0	0-0	1-1	0-1	0-4	4-12
Oct 3 KC	3-3	0-0	1-1	0-0	0-0	0-1	1-3	1-2	0-1	0-1	6-12
Oct 10 at Car	1-1	1-1	0-0	0-2	1-3	0-0	0-0	0-1	0-0	1-5	4-13
Oct 14 TB	0-0	0-0	1-3	0-0	0-2	0-1	1-1	0-0	0-0	1-3	3-10
Oct 24 at LV	1-2	2-2	1-1	0-1	1-1	0-0	0-0	0-3	0-0	1-3	6-13
Oct 31 at Det	2-2	0-0	1-2	0-0	0-2	0-0	0-1	0-0	1-1	1-2	5-10
Nov 7 LAC	1-1	0-0	1-1	3-4	2-3	0-1	0-0	1-1	0-0	0-1	8-12
Nov 14 at Den	0-0	3-4	1-2	0-0	1-1	0-2	0-0	0-0	0-1	1-3	6-13
Nov 21 NO	3-3	2-3	2-3	0-1	0-0	5-6	0-1	0-1	0-0	0-3	12-21
Nov 28 at NYG	3-4	0-1	0-0	0-1	1-2	0-0	0-0	0-0	0-0	0-3	4-11
Dec 5 at NYJ	1-1	0-1	0-1	1-2	0-3	2-2	0-0	0-0	0-0	2-3	6-13
Dec 21 Was	1-2	3-4	0-0	0-0	1-1	2-3	0-0	0-0	0-2	0-1	7-13
Dec 26 NYG	0-1	1-1	2-2	1-2	1-2	0-0	0-1	0-0	0-0	0-4	5-13
Jan 2 at Was	1-1	0-4	0-0	1-1	0-1	0-1	0-0	1-1	0-0	1-3	4-12
Jan 8 Dal	1-1	1-1	3-5	0-1	2-2	1-2	0-0	1-1	1-1	0-5	10-18
<b>TOTALS</b>	<b>22-28</b>	<b>14-25</b>	<b>14-24</b>	<b>10-21</b>	<b>12-28</b>	<b>10-20</b>	<b>3-8</b>	<b>5-12</b>	<b>3-8</b>	<b>8-48</b>	<b>101-221</b>
	<b>78.6%</b>	<b>56.0%</b>	<b>58.3%</b>	<b>47.6%</b>	<b>42.8%</b>	<b>50.0%</b>	<b>37.5%</b>	<b>41.7%</b>	<b>37.5%</b>	<b>16.7%</b>	<b>(45.7)</b>

## OPPONENT THIRD DOWNS

GAME	1	2	3	4	5	6	7	8	9	10+	TOTAL
Sep 12 at Atl	0-0	0-0	0-1	0-0	1-1	0-1	1-1	0-0	1-4	0-6	3-14
Sep 19 SF	3-4	1-1	1-2	0-0	0-0	0-1	1-1	0-1	0-1	0-3	6-14
Sep 27 at Dal	2-2	1-1	2-2	0-1	1-2	0-0	0-1	0-0	0-0	0-3	6-12
Oct 3 KC	3-3	2-2	0-0	1-1	0-0	2-2	0-0	0-0	0-1	1-1	9-10
Oct 10 at Car	1-1	0-1	1-2	0-1	1-2	0-0	1-3	0-0	0-0	1-5	5-15
Oct 14 TB	4-4	1-1	0-0	0-1	0-0	0-0	1-1	1-2	0-0	0-4	7-13
Oct 24 at LV	1-2	0-1	0-0	0-0	0-1	1-3	0-0	0-0	0-0	1-2	3-9
Oct 31 at Det	1-2	0-0	0-0	0-0	0-2	1-1	2-2	1-2	0-0	0-5	5-14
Nov 7 LAC	2-2	0-2	0-0	1-1	0-0	0-2	1-1	0-0	1-1	0-1	5-10
Nov 14 at Den	0-0	0-1	0-1	0-0	0-0	0-0	1-2	0-1	0-1	0-5	1-11
Nov 21 NO	0-0	1-1	1-1	1-2	0-0	0-1	1-2	0-1	0-2	2-3	6-13
Nov 28 at NYG	0-0	0-0	1-2	0-0	0-1	0-0	2-3	0-2	0-1	0-3	3-12
Dec 5 at NYJ	0-1	1-1	0-1	1-1	0-0	0-0	1-2	0-0	0-0	0-3	3-9
Dec 21 Was	1-2	3-4	0-0	0-1	1-1	0-0	0-1	0-0	0-0	1-4	6-13
Dec 26 NYG	2-2	2-2	1-1	1-3	1-2	0-0	0-1	1-3	0-1	0-5	8-20
Jan 2 at Was	5-6	0-0	1-1	1-1	1-1	0-1	0-0	0-1	0-1	1-3	9-15
Jan 8 Dal	2-2	1-1	0-0	1-3	2-2	1-1	1-2	0-0	0-0	0-2	8-13
<b>TOTALS</b>	<b>26-33</b>	<b>13-19</b>	<b>8-13</b>	<b>7-16</b>	<b>8-15</b>	<b>5-13</b>	<b>13-23</b>	<b>3-13</b>	<b>2-12</b>	<b>7-58</b>	<b>93-217</b>
	<b>78.8%</b>	<b>68.4%</b>	<b>61.5%</b>	<b>43.7%</b>	<b>53.3%</b>	<b>38.5%</b>	<b>56.5%</b>	<b>23.1%</b>	<b>16.7%</b>	<b>12.1%</b>	<b>(42.8%)</b>



TAKEAWAYS

GAME	TURNOVER	STARTING LOS	POINT OF TURNOVER	RESULTING LOS	QUARTER	RESULT (POINTS)
Sep 12	at Atl	---	---	---	---	---
Sep 19	SF	---	---	---	---	---
Sep 27	at Dal	F. Cox FR (J. Hargrave FF of D. Prescott)	DAL 5	DAL -5	N/A	1 Touchdown (7)
Oct 3	KC	E. Wilson INT (P. Mahomes)	KC 46	PHI 44	KC 49	3 Field Goal (3)
Oct 10	at Car	D. Slay INT (S. Darnold)	CAR 6	CAR 29	CAR 10	1 Field Goal (3)
		D. Slay INT (S. Darnold)	CAR 43	PHI 41	PHI 43	3 Punt (0)
		S. Nelson INT (S. Darnold)	CAR 35	CAR 47	CAR 43	4 Clock (0)
Oct 14	TB	A. Harris INT (T. Brady)	TB 30	PHI 26	PHI 28	2 Punt (0)
Oct 24	at LV	*A. Maddox INT (D. Carr)	PHI 9	PHI 5	PHI 4	1 Punt (0)
Oct 31	at Det	D. Slay FR (A. Maddox FF of D. Swift)	DET 33	DET 33	N/A	3 Touchdown (7)
Nov 7	LAC	---	---	---	---	---
Nov 14	at Den	D. Slay FR (D. Taylor FF of M. Gordon)	PHI 22	PHI 17	N/A	3 Touchdown (7)
Nov 21	NO	T. Edwards INT (T. Siemian)	NO 34	NO 40	NO 39	1 Touchdown (7)
		+D. Slay INT (T. Siemian)	NO 41	PHI 49	N/A	2 Touchdown (7)
		T. Edwards FR (F. Cox FF of M. Ingram)	NO 34	NO 35	NO 41	3 Field Goal (3)
Nov 28	at NYG	---	---	---	---	---
Dec 5	at NYJ	M. Epps INT (Z. Wilson)	PHI 43	PHI 24	PHI 24	4 Field Goal (3)
Dec 21	Was	---	---	---	---	---
Dec 26	NYG	R. McLeod INT (J. Fromm)	NYG 25	NYG 45	NYG 21	3 Touchdown (7)
		+A. Singleton INT (M. Glennon)	NYG 23	NYG 29	N/A	4 Touchdown (7)
Jan 2	at Was	(TB) R. McLeod INT (T. Heinicke)	PHI 20	PHI -2	N/A	4 Clock (0)
Jan 8	Dal	---	---	---	---	---

**TOTALS: 16 takeaways resulting in 61 points**

L.O.S. Line of scrimmage \* Red zone play + Touchdown return (ST) Special teams play (TB) Touchback (OFF) Offensive recovery





GIVEAWAYS

GAME	TURNOVER	STARTING LOS	POINT OF TURNOVER	RESULTING LOS	QUARTER	RESULT (POINTS)
Sep 12	at Atl	---	---	---	---	---
Sep 19	SF	---	---	---	---	---
Sep 27	at Dal	A. Brown INT (J. Hurts)	DAL 32	DAL 1	DAL 1	1 Fumble (0)
Oct 3	KC	---	---	---	---	---
Oct 10	at Car	J. Chinn FR (D. Jackson FF of D. Smith)	CAR 33	CAR 31	CAR 49	3 Punt (0)
		D. Jackson INT (J. Hurts)	PHI 16	CAR 45	CAR 45	3 INT (0)
Oct 14	TB	J. Dean INT (J. Hurts)	PHI 26	TB 28	TB 28	2 Touchdown (7)
Oct 24	at LV	J. Abram FR (Q. Jefferson FF of K. Gainwell)	PHI 25	PHI 29	PHI 29	2 Field Goal (3)
		*C. Littleton FR (J. Hurts)	LV 1	LV 5	LV 6	3 Punt (0)
Oct 31	at Det	---	---	---	---	---
Nov 7	LAC	---	---	---	---	---
Nov 14	at Den	J. Simmons INT (J. Hurts)	PHI 49	DEN 30	DEN 47	3 Fumble (0)
Nov 21	NO	C. Ringo FR (C. Ringo FF of M. Sanders)	PHI 4	PHI 6	PHI 6	2 Touchdown (7)
Nov 28	at NYG	D. Holmes INT (J. Hurts)	NYG 20	NYG 5	NYG 20	1 Missed FG (0)
		*T. Crowder INT (J. Hurts)	NYG 1	NYG 0	NYG 9	2 Punt (0)
		X. McKinney INT (J. Hurts)	PHI 9	NYG 46	NYG 46	3 Punt (0)
		J. Love FR (D. Lawrence FF of B. Scott)	NYG 49	NYG 45	NYG 37	4 Punt (0)
Dec 5	at NYJ	---	---	---	---	---
Dec 21	Was	L. Collins INT (J. Hurts)	PHI 22	PHI 26	PHI 26	1 Touchdown (7)
		*L. Collins FR (M. Sweat FF of J. Hurts)	WAS 16	WAS 24	WAS 47	1 Field Goal (3)
Dec 26	NYG	---	---	---	---	---
Jan 2	at Was	---	---	---	---	---
Jan 8	Dal	L. Vander Esch INT (G. Minshew)	PHI 25	PHI 33	PHI 26	4 Touchdown (7)

**TOTALS: 15 giveaways resulting in 34 points**

L.O.S. Line of scrimmage \* Red zone play + Touchdown return (ST) Special teams play (TB) Touchback (OFF) Offensive recovery



EAGLES 20+ YARD PLAYS

PASSING (20+ YARDS)

91	Jalen Hurts to Quez Watkins (9/19/21 vs SF)
53	Jalen Hurts to Quez Watkins (10/10/21 at CAR)
46	Jalen Hurts to DeVonta Smith (12/26/21 vs NYG)
45	Jalen Hurts to Dallas Goedert (12/21/21 vs WAS)
41	Jalen Hurts to Quez Watkins (9/27/21 at DAL)
39	Jalen Hurts to Quez Watkins (12/26/21 vs NYG)
38	Jalen Hurts to Dallas Goedert (9/27/21 at DAL)
37	Jalen Hurts to DeVonta Smith (10/3/21 vs KC)
36	Gardner Minshew to Quez Watkins (1/8/22 vs DAL)
36	Gardner Minshew to Dallas Goedert (12/5/21 at NYJ)
36	Jalen Hurts to DeVonta Smith (11/14/21 at DEN)
34	Jalen Hurts to Jalen Reagor (12/21/21 vs WAS)
33	Jalen Hurts to DeVonta Smith (11/21/21 vs NO)
30	Jalen Hurts to DeVonta Smith (1/2/22 at WAS)
28	Jalen Hurts to DeVonta Smith (12/21/21 vs WAS)
28	Gardner Minshew to Quez Watkins (12/5/21 at NYJ)
28	Jalen Hurts to DeVonta Smith (11/7/21 vs LAC)
28	Jalen Hurts to Dallas Goedert (9/27/21 at DAL)
28	Jalen Hurts to Zach Ertz (9/12/21 at ATL)
27	Gardner Minshew to Tyree Jackson (1/8/22 vs DAL)
27	Jalen Hurts to Greg Ward (1/2/22 at WAS)
27	Jalen Hurts to DeVonta Smith (11/7/21 vs LAC)
27	Jalen Hurts to Quez Watkins (10/24/21 at LV)
27	Jalen Hurts to Zach Ertz (9/27/21 at DAL)
26	Jalen Hurts to Quez Watkins (9/19/21 vs SF)
25	Gardner Minshew to DeVonta Smith (1/8/22 vs DAL)
25	Gardner Minshew to Dallas Goedert (12/5/21 at NYJ)
25	Jalen Hurts to Dallas Goedert (10/24/21 at LV)
25	Jalen Hurts to DeVonta Smith (10/14/21 vs TB)
25	Jalen Hurts to Quez Watkins (9/12/21 at ATL)
25	Jalen Hurts to Miles Sanders (9/12/21 at ATL)
24	Jalen Hurts to Dallas Goedert (11/14/21 at DEN)
24	Jalen Hurts to Dallas Goedert (10/24/21 at LV)
24	Jalen Hurts to Quez Watkins (10/14/21 vs TB)
24	Jalen Hurts to Jalen Reagor (9/27/21 at DAL)
23	Jalen Hurts to DeVonta Smith (12/26/21 vs NYG)
23	Jalen Hurts to J.J. Arcega-Whiteside (11/21/21 vs NO)
23	Jalen Hurts to DeVonta Smith (11/7/21 vs LAC)
23	Jalen Hurts to Quez Watkins (10/14/21 vs TB)
23	Jalen Hurts to Jalen Reagor (9/12/21 at ATL)
22	Gardner Minshew to Quez Watkins (1/8/22 vs DAL)
22	Gardner Minshew to Quez Watkins (12/5/21 at NYJ)
22	Jalen Hurts to DeVonta Smith (10/3/21 vs KC)
21	Jalen Hurts to Dallas Goedert (12/21/21 vs WAS)
21	Jalen Hurts to Jalen Reagor (11/28/21 at NYG)
21	Jalen Hurts to Dallas Goedert (11/7/21 vs LAC)
21	Jalen Hurts to Dallas Goedert (10/24/21 at LV)
21	Jalen Hurts to Dallas Goedert (10/3/21 vs KC)
21	Jalen Hurts to DeVonta Smith (10/3/21 vs KC)
20	Jalen Hurts to Dallas Goedert (12/21/21 vs WAS)
20	Jalen Hurts to DeVonta Smith (10/24/21 at LV)
20	Jalen Hurts to DeVonta Smith (10/24/21 at LV)
20	Jalen Hurts to Dallas Goedert (10/10/21 at CAR)

RUSHING (20+ YARDS)

42	Jalen Hurts (9/19/21 vs SF)
38	Miles Sanders (12/21/21 vs WAS)
34	Miles Sanders (12/5/21 at NYJ)
31	Jalen Hurts (11/14/21 at DEN)
27	Miles Sanders (11/28/21 at NYG)
25	Miles Sanders (11/21/21 vs NO)
25	Jordan Howard (11/14/21 at DEN)
24	Jalen Hurts (11/21/21 vs NO)
24	Miles Sanders (9/27/21 at DAL)
23	Boston Scott (11/14/21 at DEN)
23	Miles Sanders (10/14/21 vs TB)
23	Miles Sanders (9/12/21 at ATL)
22	Jalen Hurts (1/2/22 at WAS)
21	Jalen Hurts (12/26/21 vs NYG)
21	Boston Scott (11/14/21 at DEN)
21	Jalen Hurts (10/31/21 at DET)
20	Jalen Hurts (11/21/21 vs NO)
20	Jalen Hurts (10/31/21 at DET)
20	Jalen Hurts (10/24/21 at LV)



## OPPONENT 20+ YARD PLAYS

## PASSING (20+ YARDS)

64	Teddy Bridgewater to Albert Okwuegbunam (11/14/21 at DEN)
49	Justin Herbert to Mike Williams (11/7/21 vs LAC)
46	Garrett Gilbert to Terry McLaurin (12/21/21 vs WAS)
44	Patrick Mahomes to Tyreek Hill (10/3/21 vs KC)
44	Dak Prescott to CeeDee Lamb (9/27/21 at DAL)
43	Derek Carr to Zay Jones (10/24/21 at LV)
40	Jimmy Garoppolo to Deebo Samuel (9/19/21 vs SF)
37	Dak Prescott to Cedrick Wilson (1/8/22 vs DAL)
36	Patrick Mahomes to Tyreek Hill (10/3/21 vs KC)
34	Jared Goff to Amon-Ra St. Brown (10/31/21 at DET)
32	Patrick Mahomes to Tyreek Hill (10/3/21 vs KC)
31	Dak Prescott to CeeDee Lamb (1/8/22 vs DAL)
29	Garrett Gilbert to John Bates (12/21/21 vs WAS)
29	Zach Wilson to Elijah Moore (12/5/21 at NYJ)
29	Derek Carr to Alec Ingold (10/24/21 at LV)
28	Dak Prescott to Cedrick Wilson (1/8/22 vs DAL)
27	Dak Prescott to Amari Cooper (1/8/22 vs DAL)
27	Justin Herbert to Donald Parham (11/7/21 vs LAC)
27	Tom Brady to Antonio Brown (10/14/21 vs TB)
26	Dak Prescott to Amari Cooper (1/8/22 vs DAL)
26	Trevor Siemian to Marquez Callaway (11/21/21 vs NO)
26	Teddy Bridgewater to Courtland Sutton (11/14/21 at DEN)
25	Taylor Heinicke to Dyami Brown (1/2/22 at WAS)
25	Sam Darnold to Robby Anderson (10/10/21 at CAR)
24	Dak Prescott to Cedrick Wilson (1/8/22 vs DAL)
24	Taylor Heinicke to John Bates (1/2/22 at WAS)
24	Derek Carr to Bryan Edwards (10/24/21 at LV)
24	Sam Darnold to Ian Thomas (10/10/21 at CAR)
23	Justin Herbert to Stephen Anderson (11/7/21 vs LAC)
23	Justin Herbert to Jared Cook (11/7/21 vs LAC)
23	Tom Brady to Antonio Brown (10/14/21 vs TB)
22	Trevor Siemian to TreQuan Smith (11/21/21 vs NO)
22	Teddy Bridgewater to Tim Patrick (11/14/21 at DEN)
22	Tom Brady to Mike Evans (10/14/21 vs TB)
22	Dak Prescott to Dalton Schultz (9/27/21 at DAL)
21	Trevor Siemian to TreQuan Smith (11/21/21 vs NO)
21	Derek Carr to Foster Moreau (10/24/21 at LV)
20	Daniel Jones to Evan Engram (11/28/21 at NYG)
20	Trevor Siemian to Nick Vannett (11/21/21 vs NO)
20	Derek Carr to Josh Jacobs (10/24/21 at LV)

## RUSHING (20+ YARDS)

38	Corey Clement (1/8/22 vs DAL)
32	Saquon Barkley (11/28/21 at NYG)
28	Mark Ingram II (11/21/21 vs NO)
26	Ezekiel Elliott (1/8/22 vs DAL)
26	Chuba Hubbard (10/10/21 at CAR)
24	Mecole Hardman (10/3/21 vs KC)
23	Trey Sermon (9/19/21 vs SF)
22	JaQuan Hardy (1/8/22 vs DAL)
21	JaMycal Hasty (9/19/21 vs SF)
20	Javonte Williams (11/14/21 at DEN)
20	Leonard Fournette (10/14/21 vs TB)



## POSTSEASON RESULTS (0-1)

DATE	OPPONENT	RESULT	SCORE	ATTENDANCE
January 16	at Tampa Bay Buccaneers	L	15-31	65,077

## TEAM STATISTICS

	EAGLES	BUCCANEERS
<b>TOTAL FIRST DOWNS</b>	<b>14</b>	<b>23</b>
RUSHING	3	8
PASSING	10	14
PENALTY	1	1
3RD DOWN: MADE/ATTEMPTS	5/14	4/13
3RD DOWN PERCENTAGE	35.7%	30.8%
4TH DOWN: MADE/ATTEMPTS	1/3	0/1
4TH DOWN PERCENTAGE	33.3%	0.0%
<b>POSSESSION AVERAGE</b>	<b>26:57</b>	<b>33:03</b>
<b>TOTAL NET YARDS</b>	<b>339</b>	<b>349</b>
AVERAGE PER GAME	339.0	349.0
TOTAL PLAYS	62	72
AVERAGE PER PLAY	5.5	4.8
<b>NET YARDS RUSHING</b>	<b>95</b>	<b>106</b>
AVERAGE PER GAME	95.0	106.0
TOTAL RUSHES	17	31
<b>NET YARDS PASSING</b>	<b>244</b>	<b>243</b>
AVERAGE PER GAME	244.0	243.0
SACKED/YARDS LOST	2/14	4/28
GROSS YARDS	258	271
ATTEMPTS/COMPLETIONS	43/23	37/29
COMPLETION PERCENTAGE	53.5%	78.4%
HAD INTERCEPTED	2	0
<b>PUNTS/AVERAGE</b>	<b>6/42.0</b>	<b>7/48.7</b>
<b>NET PUNTING AVERAGE</b>	<b>39.8</b>	<b>43.7</b>
<b>PENALTIES/YARDS</b>	<b>4/45</b>	<b>4/35</b>
<b>FUMBLES/BALL LOST</b>	<b>3/1</b>	<b>0/0</b>
<b>TOUCHDOWNS</b>	<b>2</b>	<b>4</b>
RUSHING	1	2
PASSING	1	2
RETURNS	0	0



## PASSING

PLAYER	ATT	CMP	YDS	PCT	Y/A	TD	TD%	INT	INT%	LG	SACK	LOST	RATE
Jalen Hurts	43	23	258	53.5%	6.0	1	2.3%	2	4.7%	35	2	14	60.0
<b>EAGLES</b>	<b>43</b>	<b>23</b>	<b>258</b>	<b>53.5%</b>	<b>6.0</b>	<b>1</b>	<b>2.3%</b>	<b>2</b>	<b>4.7%</b>	<b>35</b>	<b>2</b>	<b>14</b>	<b>60.0</b>
<b>BUCCANEERS</b>	<b>37</b>	<b>29</b>	<b>271</b>	<b>78.4%</b>	<b>7.3</b>	<b>2</b>	<b>5.4%</b>	<b>0</b>	<b>0.0%</b>	<b>36t</b>	<b>4</b>	<b>28</b>	<b>115.2</b>

## RUSHING

PLAYER	ATT	YDS	AVG	LG	TD
Jalen Hurts	8	39	4.9	11	0
Boston Scott	1	34	34.0	34t	1
Miles Sanders	7	16	2.3	14	0
Kenneth Gainwell	1	6	6.0	6	0
<b>EAGLES</b>	<b>17</b>	<b>95</b>	<b>5.6</b>	<b>34t</b>	<b>1</b>
<b>BUCCANEERS</b>	<b>31</b>	<b>106</b>	<b>3.4</b>	<b>17</b>	<b>2</b>

## RECEIVING

PLAYER	REC	YDS	AVG	LG	TD
Dallas Goedert	6	92	15.3	28	0
Kenneth Gainwell	5	49	9.8	20	1
DeVonta Smith	4	60	15.0	31	0
Miles Sanders	3	12	4.0	6	0
Quez Watkins	2	35	17.5	35	0
Jordan Howard	1	7	7.0	7	0
Jalen Reagor	1	2	2.0	2	0
Boston Scott	1	1	1.0	1	0
<b>EAGLES</b>	<b>23</b>	<b>258</b>	<b>11.2</b>	<b>35</b>	<b>1</b>
<b>BUCCANEERS</b>	<b>29</b>	<b>271</b>	<b>9.3</b>	<b>36t</b>	<b>2</b>

## FIELD GOALS

PLAYER	1-19	20-29	30-39	40-49	50+	TOTAL
Jake Elliott	0/0	0/0	0/0	0/0	0/0	0/0
<b>EAGLES</b>	<b>0/0</b>	<b>0/0</b>	<b>0/0</b>	<b>0/0</b>	<b>0/0</b>	<b>0/0</b>
<b>BUCCANEERS</b>	<b>0/0</b>	<b>0/0</b>	<b>1/1</b>	<b>0/0</b>	<b>0/0</b>	<b>1/1</b>

## PUNTING

PLAYER	NO	YDS	AVG	NET	TB	IN 20	LG	BLK
Arryn Siposs	6	252	42.0	39.8	0	2	58	0
<b>EAGLES</b>	<b>6</b>	<b>252</b>	<b>42.0</b>	<b>39.8</b>	<b>0</b>	<b>2</b>	<b>58</b>	<b>0</b>
<b>BUCCANEERS</b>	<b>7</b>	<b>341</b>	<b>48.7</b>	<b>43.7</b>	<b>0</b>	<b>3</b>	<b>61</b>	<b>0</b>

## KICKOFF RETURNS

PLAYER	NO	YDS	AVG	LG	TD
Kenneth Gainwell	3	57	19.0	24	0
<b>EAGLES</b>	<b>3</b>	<b>57</b>	<b>19.0</b>	<b>24</b>	<b>0</b>
<b>BUCCANEERS</b>	<b>1</b>	<b>16</b>	<b>16.0</b>	<b>16</b>	<b>0</b>

## PUNT RETURNS

PLAYER	NO	FC	YDS	AVG	LG	TD
Jalen Reagor	5	1	35	7.0	31	0
<b>EAGLES</b>	<b>5</b>	<b>1</b>	<b>35</b>	<b>7.0</b>	<b>31</b>	<b>0</b>
<b>BUCCANEERS</b>	<b>4</b>	<b>1</b>	<b>13</b>	<b>3.3</b>	<b>8</b>	<b>0</b>



SCORING									
PLAYER	TD	RUSH	REC	RET	PAT	FG	2 PT	SAF	PTS
Boston Scott	1	1	0	0	0/0	0/0	0	0	6
Kenneth Gainwell	1	0	1	0	0/0	0/0	0	0	6
DeVonta Smith	0	0	0	0	0/0	0/0	1	0	2
Jake Elliott	0	0	0	0	1/1	0/0	0	0	1
<b>EAGLES</b>	<b>2</b>	<b>1</b>	<b>1</b>	<b>0</b>	<b>1/1</b>	<b>0/0</b>	<b>1</b>	<b>0</b>	<b>15</b>
<b>BUCCANEERS</b>	<b>4</b>	<b>2</b>	<b>2</b>	<b>0</b>	<b>4/4</b>	<b>1/1</b>	<b>0</b>	<b>0</b>	<b>31</b>

SCORE BY QUARTERS	Q1	Q2	Q3	Q4	OT	TOTAL
<b>EAGLES</b>	0	0	0	15	0	15
<b>BUCCANEERS</b>	14	3	14	0	0	31

DEFENSE									
PLAYER	TOTAL	SOLO	ASST	TFL	SACKS	INT	PD	FF	FR
Alex Singleton	16	10	6	4	1.0	0	0	0	0
Anthony Harris	13	7	6	0	0.0	0	0	0	0
T.J. Edwards	6	4	2	0	0.0	0	0	0	0
Avonte Maddox	6	3	3	0	0.0	0	0	0	0
Rodney McLeod	6	2	4	0	0.0	0	0	0	0
Darius Slay	5	4	1	0	0.0	0	1	0	0
Milton Williams	4	3	1	1	0.0	0	0	0	0
Steven Nelson	4	2	2	0	0.0	0	1	0	0
Derek Barnett	4	1	3	0	0.5	0	0	0	0
Javon Hargrave	4	0	4	0	1.0	0	0	0	0
Shaun Bradley	3	3	0	0	0.0	0	0	0	0
Ryan Kerrigan	3	2	1	2	1.5	0	0	0	0
Marcus Epps	3	1	2	0	0.0	0	0	0	0
Fletcher Cox	3	1	2	1	0.0	0	0	0	0
Tarron Jackson	1	1	0	0	0.0	0	0	0	0
Cameron Malveaux	1	0	1	0	0.0	0	0	0	0
Genard Avery	1	0	1	0	0.0	0	0	0	0
Hassan Ridgeway	1	0	1	0	0.0	0	0	0	0
<b>TOTALS</b>	<b>84</b>	<b>44</b>	<b>40</b>	<b>8</b>	<b>4.0</b>	<b>0</b>	<b>2</b>	<b>0</b>	<b>0</b>

INTERCEPTIONS					
PLAYER	NO	YDS	AVG	LG	TD
<b>EAGLES</b>	<b>0</b>	<b>0</b>	<b>0.0</b>	<b>0</b>	<b>0</b>
<b>BUCCANEERS</b>	<b>2</b>	<b>17</b>	<b>8.5</b>	<b>17</b>	<b>0</b>

DEFENSIVE LEADERS	
<b>SACKS</b>	
Ryan Kerrigan	1.5
Javon Hargrave	1.0
Alex Singleton	1.0
Derek Barnett	0.5
<b>TACKLES FOR LOSS</b>	
Alex Singleton	4
Ryan Kerrigan	2
Fletcher Cox	1
Milton Williams	1
<b>PASSES DEFENSED</b>	
Steven Nelson	1
Darius Slay	1

SPECIAL TEAMS TACKLES	
<b>PLAYER</b>	<b>NO</b>
Josiah Scott	2
Marcus Epps	1
Patrick Johnson	1
Jack Stoll	1
<b>TOTALS</b>	<b>5</b>



RED ZONE DRIVES

	TOTAL	TD	FG	MFG	DOWN	FUM	INT	CLOCK	PTS	TD%	SCORE%
EAGLES	1	1	0	0	0	0	0	0	8	100%	100%
BUCCANEERS	5	3	1	0	1	0	0	0	24	60%	80%

GOAL-TO-GO DRIVES

	TOTAL	TD	FG	MFG	DOWN	FUM	INT	CLOCK	PTS	TD%	SCORE%
EAGLES	0	0	0	0	0	0	0	0	0	0%	0%
BUCCANEERS	3	3	0	0	0	0	0	0	21	100%	100%

LONGEST DRIVES

	EAGLES	BUCCANEERS
<b>MOST PLAYS</b>	12 at TB (1/16/22) 12-46 (5:27), Downs	12 at TB (1/16/22) 12-75 (5:00), TD
<b>MOST YARDS</b>	93 at TB (1/16/22) 10-93 (4:16), TD	75 at TB (1/16/22) 12-75 (5:00), TD
<b>MOST TIME</b>	5:27 at TB (1/16/22) 12-46 (5:27), Downs	5:00 at TB (1/16/22) 12-75 (5:00), TD

LONGEST TOUCHDOWN DRIVES

	EAGLES	BUCCANEERS
<b>MOST PLAYS</b>	10 at TB (1/16/22) 10-93 (4:16)	12 at TB (1/16/22) 12-75 (5:00)
<b>MOST YARDS</b>	93 at TB (1/16/22) 10-93 (4:16)	75 at TB (1/16/22) 12-75 (5:00)
<b>MOST TIME</b>	4:16 at TB (1/16/22) 10-93 (4:16)	5:00 at TB (1/16/22) 12-75 (5:00)

GAME-BY-GAME OFFENSE

GAME	SCORE				1ST DOWN				3RD DOWN		4TH DOWN		NET YARDS			TO	PEN	PEN YDS	TOP
	PTS	OPP PTS	DIFF	OT	TOTAL	RUSH	PASS	PEN	CONV	ATT	CONV	ATT	TOTAL	PASS	RUSH				
Jan 16 at TB	15	31	-16	--	14	3	10	1	5	14	1	3	339	95	244	3	4	45	26:57
<b>TOTALS</b>	<b>15</b>	<b>31</b>	<b>-16</b>	<b>--</b>	<b>14</b>	<b>3</b>	<b>10</b>	<b>1</b>	<b>5</b>	<b>14</b>	<b>1</b>	<b>3</b>	<b>339</b>	<b>95</b>	<b>244</b>	<b>3</b>	<b>4</b>	<b>45</b>	<b>26:57</b>

GAME-BY-GAME DEFENSE

GAME	SCORE				1ST DOWN				3RD DOWN		4TH DOWN		NET YARDS			TO	PEN	PEN YDS	TOP
	PTS	OPP PTS	DIFF	OT	TOTAL	RUSH	PASS	PEN	CONV	ATT	CONV	ATT	TOTAL	PASS	RUSH				
Jan 16 at TB	31	15	16	---	23	8	14	1	4	13	0	1	349	106	243	0	4	35	33:03
<b>TOTALS</b>	<b>31</b>	<b>15</b>	<b>16</b>	<b>---</b>	<b>23</b>	<b>8</b>	<b>14</b>	<b>1</b>	<b>4</b>	<b>13</b>	<b>0</b>	<b>1</b>	<b>349</b>	<b>106</b>	<b>243</b>	<b>0</b>	<b>4</b>	<b>35</b>	<b>33:03</b>

EAGLES GAME-BY-GAME LEADERS

GAME	PASS YARDS	RUSH YARDS	RECEPTIONS	REC YARDS	TOUCHDOWNS	TACKLES	SACKS
Jan 16 at TB	J. Hurts - 258	J. Hurts - 39	D. Goedert - 6	D. Goedert - 92	Two players - 1	A. Singleton - 16	R. Kerrigan - 1.5

BUCCANEERS GAME-BY-GAME LEADERS

GAME	PASS YARDS	RUSH YARDS	RECEPTIONS	REC YARDS	TOUCHDOWNS	TACKLES	SACKS
Jan 16 at TB	T. Brady - 271	K. Vaughn - 53	M. Evans - 9	M. Evans - 117	Four players - 1	M. Edwards - 9	Two players - 1.0



EAGLES DRIVE EFFICIENCY

GAME	QUARTERBACK	DRIVES	DRIVES ENDED BY...									PTS	PTS/DR	DR %	
			TD	FG	MFG	PUNT	DOWN	INT	FUM	SAF	CLOCK				
Jan. 16	at TB	J. Hurts	13	2	0	0	6	1	2	0	0	2	15	1.15	15.4
		<b>TOTAL</b>	<b>13</b>	<b>2</b>	<b>0</b>	<b>0</b>	<b>6</b>	<b>1</b>	<b>2</b>	<b>0</b>	<b>0</b>	<b>2</b>	<b>15</b>	<b>1.15</b>	<b>15.4</b>

BUCCANEERS DRIVE EFFICIENCY

GAME	QUARTERBACK	DRIVES	DRIVES ENDED BY...									PTS	PTS/DR	DR %	
			TD	FG	MFG	PUNT	DOWN	INT	FUM	SAF	CLOCK				
Jan. 16	at TB	T. Brady	13	4	1	0	7	1	0	0	0	0	31	2.38	38.4
		<b>TOTAL</b>	<b>13</b>	<b>4</b>	<b>1</b>	<b>0</b>	<b>7</b>	<b>1</b>	<b>0</b>	<b>0</b>	<b>0</b>	<b>0</b>	<b>31</b>	<b>2.38</b>	<b>38.4</b>

EAGLES THIRD DOWNS

GAME	1	2	3	4	5	6	7	8	9	10+	TOTAL		
Jan 16	at TB	0-0	0-1	0-1	1-2	0-0	1-1	1-1	1-2	0-1	1-5	5-14	
		<b>TOTALS</b>	<b>0-0</b>	<b>0-1</b>	<b>0-1</b>	<b>1-2</b>	<b>0-0</b>	<b>1-1</b>	<b>1-1</b>	<b>1-2</b>	<b>0-1</b>	<b>5-14</b>	
			---	50.0%	0.0%	50.0%	---	100.0%	100.0%	50.0%	0.0%	20.0%	35.7%

BUCCANEERS THIRD DOWNS

GAME	1	2	3	4	5	6	7	8	9	10+	TOTAL		
Jan 16	at TB	0-0	1-4	1-2	1-1	0-1	0-0	1-2	0-0	0-2	0-1	4-13	
		<b>TOTALS</b>	<b>0-0</b>	<b>1-4</b>	<b>1-2</b>	<b>1-1</b>	<b>0-1</b>	<b>0-0</b>	<b>1-2</b>	<b>0-0</b>	<b>0-2</b>	<b>4-13</b>	
			---	25.0%	50.0%	100.0%	0.0%	---	50.0%	---	0.0%	0.0%	30.8%

TAKEAWAYS

GAME	TURNOVER	STARTING LOS	POINT OF TURNOVER	RESULTING LOS	QUARTER	RESULT (POINTS)
Jan 16	at TB	---	---	---	---	---

GIVEAWAYS

GAME	TURNOVER	STARTING LOS	POINT OF TURNOVER	RESULTING LOS	QUARTER	RESULT (POINTS)
Jan 16	at TB	(TB) M. Edwards INT (J. Hurts)	TB 21	TB 0	---	2 Punt (0)
		R. Cockrell FR (J. Reagor)	TB 14	PHI 47	PHI 48	3 Touchdown (7)
		S. Barrett INT (J. Hurts)	PHI 46	TB 47	PHI 36	3 Touchdown (7)

**TOTALS: 3 giveaways resulting in 14 points**

L.O.S. Line of scrimmage \* Red zone play + Touchdown return (ST) Special teams play (TB) Touchback (OFF) Offensive recovery

EAGLES 20+ YARD PLAYS

PASSING (20+ YARDS)		RUSHING (20+ YARDS)	
35	Jalen Hurts to Quez Watkins (1/16/22 at TB)	34	Boston Scott (1/16/22 at TB)
31	Jalen Hurts to DeVonta Smith (1/16/22 at TB)		
28	Jalen Hurts to Dallas Goedert (1/16/22 at TB)		
20	Jalen Hurts to Kenneth Gainwell (1/16/22 at TB)		

BUCCANEERS 20+ YARD PLAYS

PASSING (20+ YARDS)		RUSHING (20+ YARDS)	
36	Tom Brady to Mike Evans (1/16/22 at TB)		
22	Tom Brady to Giovanni Bernard (1/16/22 at TB)		





OFFENSE												
	QB	RB	WR	WR	WR/TE	TE	TE	LT	LG	C	RG	RT
@Atl	Hurts	Sanders	Smith	Arcega-Whiteside	Watkins	Goedert	---	Mailata	Seumalo	Kelce	Brooks	Johnson
SF	Hurts	Sanders	Smith	Reagor	---	Goedert	Ertz	Mailata	Seumalo	Kelce	Brooks	Johnson
@Dal	Hurts	Sanders	Smith	Reagor	Watkins	Goedert	---	Dillard	Seumalo	Kelce	Dickerson	Johnson
KC	Hurts	Sanders	Smith	Reagor	Watkins	Goedert	---	Dillard	Dickerson	Kelce	Herbig	Driscoll
@Car	Hurts	Sanders	Smith	Reagor	Watkins	Ertz	---	Dillard	Dickerson	Kelce	Driscoll	Mailata
TB	Hurts	Sanders	Smith	Reagor	Watkins	Ertz	---	Dillard	Dickerson	Kelce	Driscoll	Mailata
@LV	Hurts	Sanders	Smith	Reagor	Watkins	Goedert	---	Mailata	Dickerson	Kelce	Driscoll	Johnson
@Det	Hurts	Scott	Smith	Reagor	Watkins	Goedert	---	Mailata	Dickerson	Kelce	Driscoll	Johnson
LAC	Hurts	Scott	Smith	Reagor	Watkins	Goedert	---	Mailata	Dickerson	Kelce	Driscoll	Johnson
@Den	Hurts	Scott	Smith	Watkins	---	Goedert	Stoll	Mailata	Dickerson	Kelce	Driscoll	Johnson
NO	Hurts	Sanders	Smith	Reagor	Watkins	Goedert	---	Mailata	Dickerson	Kelce	Driscoll	Johnson
@NYG	Hurts	Sanders	Smith	Reagor	Arcega-Whiteside	Goedert	---	Mailata	Dickerson	Kelce	Driscoll	Johnson
@NYJ	Minshew	Sanders	Reagor	---	Jackson	Goedert	Stoll	Mailata	Dickerson	Kelce	Herbig	Johnson
Was	Hurts	Sanders	Smith	Reagor	---	Goedert	Stoll	Mailata	Opeta	Kelce	Herbig	Johnson
NYG	Hurts	Sanders	Smith	Watkins	---	Goedert	Stoll	Mailata	Dickerson	Kelce	Herbig	Johnson
@Was	Hurts	Scott	Smith	---	Jackson	Goedert	Stoll	Mailata	Dickerson	Kelce	Herbig	Johnson
Dal	Minshew	Gainwell	Smith	Reagor	Watkins	Jackson	---	Dillard	Opeta	Kelce	Anderson	Clark

PLAYOFFS												
@TB	Hurts	Sanders	Smith	Reagor	Ward	Goedert	---	Mailata	Dickerson	Kelce	Opeta	Johnson

DEFENSE												
	DE	DT	DT	DE	SAM	MIKE	WILL	CB	CB	NCB	S	S
@Atl	Graham	Hargrave	Cox	Barnett	Avery	Wilson	Edwards	Nelson	Slay	---	Epps	Harris
SF	Graham	Hargrave	Cox	Barnett	Avery	Edwards	Singleton	Nelson	Slay	---	Wallace	Harris
@Dal	M. Williams	Hargrave	Cox	Barnett	Johnson	Edwards	Singleton	Nelson	Slay	---	Wallace	Harris
KC	Sweat	Hargrave	Cox	Barnett	---	Wilson	Singleton	Nelson	Slay	Maddox	McLeod	Harris
@Car	Sweat	Hargrave	Cox	Barnett	Avery	---	Singleton	Nelson	Slay	Maddox	McLeod	Harris
TB	Sweat	Hargrave	Cox	Barnett	Avery	Edwards	Taylor	Nelson	Slay	---	McLeod	Harris
@LV	Sweat	Hargrave	Cox	Barnett	Avery	Edwards	Taylor	Nelson	Slay	---	McLeod	Epps
@Det	Sweat	Hargrave	Cox	Barnett	Avery	Edwards	Taylor	Nelson	Slay	---	McLeod	Epps
LAC	Sweat	Hargrave	Cox	Barnett	Avery	Edwards	Taylor	Nelson	Slay	---	McLeod	Harris
@Den	Sweat	Hargrave	Cox	Barnett	Avery	Edwards	Taylor	Nelson	Slay	---	McLeod	Harris
NO	Sweat	Hargrave	Cox	Barnett	---	Edwards	Taylor	Nelson	Slay	Maddox	McLeod	Harris
@NYG	Sweat	Hargrave	Cox	Barnett	Avery	Edwards	Singleton	Nelson	Slay	---	McLeod	Harris
@NYJ	Sweat	Hargrave	Cox	Barnett	Avery	Edwards	Singleton	Nelson	Slay	---	McLeod	Harris
Was	Sweat	Hargrave	Cox	Barnett	---	Edwards	Avery	Nelson	Slay	Maddox	McLeod	Harris
NYG	Sweat	Hargrave	Cox	Barnett	Avery	Edwards	Singleton	Nelson	Slay	---	McLeod	Harris
@Was	Sweat	Hargrave	Cox	Kerrigan	---	Edwards	Singleton	Nelson	Slay	Maddox	McLeod	Harris
Dal	M. Williams	Ridgeway	R. Williams	Kerrigan	Johnson	Bradley	Stevens	McPhearson	Vincent	---	Wallace	Chachere

PLAYOFFS												
@TB	Kerrigan	Hargrave	Cox	Barnett	---	Edwards	Singleton	Nelson	Slay	Maddox	McLeod	Harris





## PLAYOFF PARTICIPATION

## OFFENSE

PLAYER	@TB	G/S	IA	DNP
Anderson, Jack	DNP	0/0	---	1
Awosika, Kayode	DNP	0/0	---	1
Clark, Le'Raven	P	1/0	---	---
Dickerson, Landon	LG	1/1	---	---
Dillard, Andre	P	1/0	---	---
Gainwell, Kenneth	P	1/0	---	---
Goedert, Dallas	TE	1/1	---	---
Herbig, Nate	IA	0/0	1	---
Howard, Jordan	P	1/0	---	---
Huntley, Jason	IA	0/0	1	---
Hurts, Jalen	QB	1/1	---	---
Johnson, KeeSean	P	1/0	---	---
Johnson, Lane	RT	1/1	---	---
Kelce, Jason	C	1/1	---	---
Mailata, Jordan	LT	1/1	---	---
Minschew, Gardner	DNP	0/0	---	1
Opeta, Sua	RG	1/1	---	---
Reagor, Jalen	WR	1/1	---	---
Rodgers, Richard	P	1/0	---	---
Sanders, Miles	RB	1/1	---	---
Scott, Boston	P	1/0	---	---
Sinnett, Reid	IA	0/0	1	---
Smith, DeVonta	WR	1/1	---	---
Stoll, Jack	P	1/0	---	---
Ward, Greg	WR	1/1	---	---
Watkins, Quez	P	1/0	---	---

## DEFENSE

PLAYER	@TB	G/S	IA	DNP
Avery, Genard	P	1/0	---	---
Barnett, Derek	DE	1/1	---	---
Bradley, Shaun	P	1/0	---	---
Chachere, Andre	IA	0/0	1	---
Cox, Fletcher	DT	1/1	---	---
Edwards, T.J.	LB	1/1	---	---
Epps, Marcus	P	1/0	---	---
Gowan, Tay	IA	0/0	1	---
Hargrave, Javon	DT	1/1	---	---
Harris, Anthony	S	1/1	---	---
Jackson, Tarron	P	1/0	---	---
Johnson, Patrick	P	1/0	---	---
Kerrigan, Ryan	DE	1/1	---	---
Maddox, Avonte	CB	1/1	---	---
Malveaux, Cameron	P	1/0	---	---
McLeod, Rodney	S	1/1	---	---
McPhearson, Zech	P	1/0	---	---
Nelson, Steven	CB	1/1	---	---
Ridgeway, Hassan	P	1/0	---	---
Scott, Josiah	P	1/0	---	---
Slay, Darius	CB	1/1	---	---
Singleton, Alex	LB	1/1	---	---
Sweat, Josh	IA	0/0	1	---
Vincent, Kary	IA	0/0	1	---
Wallace, K'Von	P	1/0	---	---
Williams, Milton	P	1/0	---	---

## SPECIAL TEAMS

PLAYER	@TB	G/S	IA	DNP
Elliott, Jake	P	1/0	---	---
Lovato, Rick	P	1/0	---	---
Siposs, Arryn	P	1/0	---	---







PLAYOFF SNAP COUNTS

OFFENSE

	OFFENSE	@TB	Snaps	Pct
	<b>TOTAL PLAYS</b>	<b>66</b>	<b>66</b>	
QB	Jalen Hurts	66	66	100%
	Gardner Minshew	DNP	0	0%
RB	Reid Sinnett	IA	0	0%
	Kenneth Gainwell	25	25	38%
	Miles Sanders	22	22	33%
	Jordan Howard	14	14	21%
	Boston Scott	6	6	9%
WR	Jason Huntley	IA	0	0%
	DeVonta Smith	66	66	100%
	Quez Watkins	58	58	88%
	Jalen Reagor	53	53	80%
	Greg Ward	6	6	9%
TE	KeeSean Johnson	2	2	3%
	Dallas Goedert	59	59	89%
	Jack Stoll	14	14	21%
	Richard Rodgers	5	5	8%
	Landon Dickerson	66	66	100%
	Jason Kelce	66	66	100%
	Jordan Mailata	66	66	100%
	Sua Opeta	66	66	100%
	Lane Johnson	43	43	65%
	Le'Raven Clark	23	23	35%
OFFENSIVE LINE	Jack Anderson	DNP	0	0%
	Kayode Awosika	DNP	0	0%
	Andre Dillard	0	0	0%
	Nate Herbig	IA	0	0%

DEFENSE

	OFFENSE	@TB	Snaps	Pct
	<b>TOTAL PLAYS</b>	<b>73</b>	<b>73</b>	
DEFENSIVE LINE	Derek Barnett	58	58	79%
	Fletcher Cox	58	58	79%
	Javon Hargrave	52	52	71%
	Milton Williams	39	39	53%
	Ryan Kerrigan	35	35	48%
	Hassan Ridgeway	23	23	32%
	Tarron Jackson	15	15	21%
	Cameron Malveaux	15	15	21%
	Josh Sweat	IA	0	0%
	Alex Singleton	64	64	88%
LB	T.J. Edwards	35	35	48%
	Genard Avery	30	30	41%
	Shaun Bradley	18	18	25%
	Patrick Johnson	1	1	1%
	Rodney McLeod	72	72	99%
DEFENSIVE BACKS	Steven Nelson	71	71	97%
	Darius Slay	71	71	97%
	Anthony Harris	63	63	86%
	Avonte Maddox	51	51	70%
	Marcus Epps	32	32	44%
	Andre Chachere	IA	0	0%
	Tay Gowan	IA	0	0%
	Zech McPhearson	0	0	0%
	Josiah Scott	0	0	0%
	Kary Vincent	IA	0	0%
K'Von Wallace	0	0	0%	

SPECIAL TEAMS

SPECIAL TEAMS	@TB	Snaps	Pct
<b>TOTAL PLAYS</b>	<b>28</b>	<b>28</b>	
Zech McPhearson	27	27	96%
Josiah Scott	27	27	96%
K'Von Wallace	27	27	96%
Marcus Epps	23	23	82%
Patrick Johnson	22	22	79%
Richard Rodgers	22	22	79%
Shaun Bradley	16	16	57%
Kenneth Gainwell	16	16	57%
KeeSean Johnson	16	16	57%
Tarron Jackson	11	11	39%
Cameron Malveaux	11	11	39%
Alex Singleton	11	11	39%
Jack Stoll	10	10	36%
Rick Lovato	7	7	25%
Jalen Reagor	7	7	25%
Boston Scott	7	7	25%
Arryn Siposs	7	7	25%
Hassan Ridgeway	6	6	21%
Genard Avery	5	5	18%
Derek Barnett	5	5	18%
Jake Elliott	4	4	14%
Greg Ward	4	4	14%
Milton Williams	4	4	14%
T.J. Edwards	3	3	11%
Avonte Maddox	3	3	11%
Le'Raven Clark	1	1	4%
Landon Dickerson	1	1	4%
Andre Dillard	1	1	4%
Jordan Mailata	1	1	4%
Sua Opeta	1	1	4%



# RECORD BOOK



**FRONT OFFICE & COACHING STAFF**

**PLAYER BIOS**

**2021 EAGLES STATISTICS**

**RECORD BOOK**

**ALL-TIME RESULTS**

**ALL-TIME ROSTERS**

**HONORS & HISTORY**

**YEAR-BY-YEAR STATISTICS**

**OFF THE FIELD**



SEASONS PLAYED

Rk	Player	Seasons
1.	Chuck Bednarik (C/LB) (1949-62)	14
2t.	<b>Brandon Graham (DE) (2010-)</b>	<b>13</b>
	Brian Dawkins (S) (1996-2008)	13
	Harold Carmichael (WR) (1971-83)	13
	Frank "Bucko" Kilroy (OL/DL) (1943-55)	13
	Vic Sears (DT) (1941-53)	13
7t.	<b>Jason Kelce (C) (2011-)</b>	<b>12</b>
	Jason Peters (T) (2009-20)	12
	David Akers (K) (1999-2010)	12
	Jerry Sisemore (T) (1973-84)	12
	Bobby Walston (WR/K) (1951-62)	12



CHUCK BEDNARIK

GAMES PLAYED

Rk	Player	Games
1.	David Akers (K) (1999-2010)	188
2.	Brian Dawkins (S) (1996-2008)	183
3.	Harold Carmichael (WR) (1971-83)	180
4.	Brent Celek (TE) (2007-17)	175
5.	Chuck Bednarik (C/LB) (1949-62)	169
6.	Tra Thomas (T) (1998-2008)	166
7.	Jon Dorenbos (LS) (2006-16)	162
8.	<b>Brandon Graham (DE) (2010-)</b>	<b>161</b>
9t.	<b>Jason Kelce (C) (2011-)</b>	<b>159</b>
	Randy Logan (S) (1973-83)	159
11.	Guy Morriss (C) (1973-83)	158
12t.	<b>Fletcher Cox (DT) (2012-)</b>	<b>156</b>
	Jerry Sisemore (T) (1973-84)	156
14.	Trent Cole (DE/LB) (2005-14)	155
15t.	Jason Peters (T) (2009-20)	148
	Donovan McNabb (QB) (1999-2009)	148
	Ken Clarke (DT) (1978-87)	148
	Bobby Walston (WR/K) (1951-62)	148
19.	Jon Runyan (T) (2000-08)	144
20.	Ron Jaworski (QB) (1977-86)	142

CONSECUTIVE GAMES PLAYED

Rk	Player	Games
1t.	Jon Dorenbos (LS) (2006-16)	162
	Harold Carmichael (WR) (1971-83)	162
3.	Randy Logan (S) (1973-83)	159
4.	Bobby Walston (WR/K) (1951-62)	148
5.	Jon Runyan (T) (2000-08)	144
6.	Ken Clarke (DT) (1977-87)	139
7.	Herman Edwards (DB) (1977-85)	135
8.	Frank LeMaster (LB) (1974-82)	129
9.	Sheldon Brown (CB) (2002-09)	128
10.	Jerry Sisemore (T) (1974-82)	127

CONSECUTIVE GAMES STARTED

Rk	Player	Games
1.	Jon Runyan (T) (2000-08)	144
2.	Herman Edwards (DB) (1977-85)	135
3.	Jerry Sisemore (T) (1974-82)	127
4.	Randy Logan (S) (1973-83)	124
5.	<b>Jason Kelce (C) (2011-)</b>	<b>122</b>

GAMES PLAYED BY POSITION

QUARTERBACK

Rk	Player	Games
1.	Donovan McNabb (1999-2009)	148
2.	Ron Jaworski (1977-86)	142
3.	Randall Cunningham (1985-95)	122
4.	Norm Snead (1964-70)	85
5.	Sonny Jurgensen (1957-63)	83

OFFENSIVE LINE

Rk	Player	Games
1.	Chuck Bednarik (1949-62)	169
2.	Tra Thomas (1998-2008)	166
3.	<b>Jason Kelce (2011-)</b>	<b>159</b>
4.	Guy Morriss (1973-83)	158
5.	Jerry Sisemore (1973-84)	156

DEFENSIVE BACK

Rk	Player	Games
1.	Brian Dawkins (1996-2008)	183
2.	Randy Logan (1973-83)	159
3t.	Andre Waters (1984-93)	137
	Wes Hopkins (1983-93)	137
5.	Herman Edwards (1977-85)	135

RUNNING BACK

Rk	Player	Games
1.	Tom Woodeshick (1963-71)	111
2.	Brian Westbrook (2002-09)	107
3.	Keith Byars (1986-92)	105
4.	Wilbert Montgomery (1977-84)	100
5.	Duce Staley (1997-2003)	98

DEFENSIVE LINE

Rk	Player	Games
1.	<b>Brandon Graham (2010-)</b>	<b>161</b>
2.	<b>Fletcher Cox (2012-)</b>	<b>156</b>
3.	Trent Cole (2005-14)	155
4.	Ken Clarke (1978-87)	148
5.	Vic Sears (1941-53)	131

KICKER

Rk	Player	Games
1.	David Akers (1999-2010)	188
2.	Bobby Walston (1951-62)	148
3.	Sam Baker (1964-69)	82
4.	<b>Jake Elliott (2017-)</b>	<b>80</b>
5.	Tony Franklin (1979-83)	73

WIDE RECEIVER/TIGHT END

Rk	Player	Games
1.	Harold Carmichael (1971-83)	180
2.	Brent Celek (2007-17)	175
3.	Bobby Walston (1951-62)	148
4.	Pete Retzlaff (1956-66)	132
5.	Zach Ertz (2013-21)	122

LINEBACKER

Rk	Player	Games
1.	Chuck Bednarik (1949-62)	169
2.	William Thomas (1991-99)	140
3.	John Bunting (1972-82)	132
4.	Frank LeMaster (1974-82)	129
5.	Seth Joyner (1986-93)	120

PUNTER

Rk	Player	Games
1.	Donnie Jones (2013-17)	80
2.	Max Runager (1979-83, '89)	72
3.	Sean Landeta (1999-2002, '05)	65
4t.	Sav Rocca (2007-10)	64
	Tom Hutton (1995-98)	64
	Jeff Feagles (1990-93)	64





POINTS

Rk	Player	G	TD	XPM	XPA	FGM	FGA	2PT	Pts
1.	David Akers (1999-2010)	188	0	441	447	294	357	0	1,323
2.	Bobby Walston (WR/K) (1951-62)	148	46	365	383	80	157	0	881
3.	<b>Jake Elliott (2017-)</b>	<b>80</b>	<b>0</b>	<b>175</b>	<b>184</b>	<b>118</b>	<b>140</b>	<b>0</b>	<b>529</b>
4.	Sam Baker (1964-69)	82	0	205	213	90	153	0	475
5.	Harold Carmichael (WR) (1971-83)	180	79	0	0	0	0	0	474
6.	Steve Van Buren (B) (1944-51)	83	77	2	2	0	0	0	464
7.	Tony Franklin (1979-83)	73	0	172	182	80	128	0	412
8.	Brian Westbrook (RB) (2002-09)	107	68	0	0	0	0	1	410
9.	Tommy McDonald (FL) (1957-63)	88	67	0	0	0	0	0	402
10.	Paul McFadden (1984-87)	60	0	117	119	91	124	0	390
11.	Roger Ruzek (1989-93)	58	0	139	151	81	108	0	382
12.	Pete Pihos (E) (1947-55)	107	63	0	0	0	0	0	378
13.	Timmy Brown (B) (1960-67)	96	62	0	0	0	0	0	372
14.	Mike Quick (WR) (1982-90)	101	61	0	0	0	0	0	366
15.	Wilbert Montgomery (RB) (1977-84)	100	58	0	0	0	0	0	348
16.	Alex Henery (2011-13)	48	0	116	117	74	86	0	338
17.	LeSean McCoy (RB) (2009-14)	90	54	0	0	0	0	1	326
18t.	Tom Dempsey (1971-74)	47	0	84	90	66	108	0	282
	Pete Retzlaff (E) (1956-66)	132	47	0	0	0	0	0	282
20.	DeSean Jackson (WR) (2008-13, '19-20)	95	42	0	0	0	0	0	252

TOUCHDOWNS

Rk	Player	TD
1.	Harold Carmichael (WR) (1971-83).....	79
2.	Steve Van Buren (B) (1944-51).....	77
3.	Brian Westbrook (RB) (2002-09).....	68
4.	Tommy McDonald (FL) (1957-63).....	67
5.	Pete Pihos (E) (1947-55).....	63
6.	Timmy Brown (B) (1960-67).....	62
7.	Mike Quick (WR) (1982-90).....	61
8.	Wilbert Montgomery (RB) (1977-84).....	58
9.	LeSean McCoy (RB) (2009-14).....	54
10.	Pete Retzlaff (E) (1956-66).....	47

FIELD GOALS MADE

Rk	Player	FGM
1.	David Akers (1999-2010).....	294
2.	<b>Jake Elliott (2017-)</b> .....	<b>118</b>
3.	Paul McFadden (1984-87).....	91
4.	Sam Baker (1964-69).....	90
5.	Roger Ruzek (1989-93).....	81
6t.	Tony Franklin (1979-83).....	80
	Bobby Walston (WR/K) (1951-62).....	80
8.	Alex Henery (2011-13).....	74
9.	Tom Dempsey (1971-74).....	66
10.	Caleb Sturgis (2015-17).....	56

PATs MADE

Rk	Player	XPM
1.	David Akers (1999-2010).....	441
2.	Bobby Walston (WR/K) (1951-62).....	365
3.	Sam Baker (1964-69).....	205
4.	<b>Jake Elliott (2017-)</b> .....	<b>175</b>
5.	Tony Franklin (1979-83).....	172
6.	Cliff Patton (1946-50).....	160
7.	Roger Ruzek (1989-93).....	139
8.	Paul McFadden (1984-87).....	117
9.	Alex Henery (2011-13).....	116
10.	Roy Zimmerman (1943-46).....	89



DAVID AKERS

FIELD GOAL ATTEMPTS

Rk	Player	FGA
1.	David Akers (1999-2010).....	357
2.	Bobby Walston (WR/K) (1951-62).....	157
3.	Sam Baker (1964-69).....	153
4.	<b>Jake Elliott (2017-)</b> .....	<b>140</b>
5.	Tony Franklin (1979-83).....	128
6.	Paul McFadden (1984-87).....	124
7t.	Roger Ruzek (1989-93).....	108
	Tom Dempsey (1971-74).....	108
9.	Alex Henery (2011-13).....	86
10.	Caleb Sturgis (2015-17).....	66

PAT ATTEMPTS

Rk	Player	XPA
1.	David Akers (1999-2010).....	447
2.	Bobby Walston (WR/K) (1951-62).....	383
3.	Sam Baker (1964-69).....	213
4.	<b>Jake Elliott (2017-)</b> .....	<b>184</b>
5.	Tony Franklin (1979-83).....	182
6.	Cliff Patton (1946-50).....	166
7.	Roger Ruzek (1989-93).....	151
8.	Paul McFadden (1984-87).....	119
9.	Alex Henery (2011-13).....	117
10.	Roy Zimmerman (1943-46).....	98

FIELD GOAL PERCENTAGE

Rk	Player	FG%
1.	<b>Jake Elliott (2017-)</b> .....	<b>84.3</b>
2.	David Akers (1999-2010).....	82.4
3.	Roger Ruzek (1989-93).....	75.0
4.	Paul McFadden (1984-87).....	73.4
5.	Tony Franklin (1979-83).....	62.5

ALL-TIME SCORING

TDs by rushing.....	1,092
TDs by reception.....	1,704
TDs by INT return.....	103
TDs by kickoff return.....	29
TDs by punt return.....	33
TDs by fumble return.....	87
TDs by blocked punt.....	11
FGs made.....	1,398



POINTS

Rk	Player	TD	XPM	XPA	FGM	FGA	2PT	Pts
1.	Cody Parkey (2014)	0	54	54	<u>32</u>	36	0	<u>150</u>
2.	David Akers (2008)	0	45	45	33	<b>40</b>	0	<u>144</u>
3.	David Akers (2010)	0	<u>47</u>	<u>47</u>	32	38	0	<b>143</b>
4.	David Akers (2009)	0	43	45	<b>32</b>	<b>37</b>	0	<u>139</u>
5.	Caleb Sturgis (2016)	0	30	31	35	41	0	135
<b>6.</b>	<b>Jake Elliott (2021)</b>	<b>0</b>	<b>44</b>	<b>44</b>	<b>30</b>	<b>33</b>	<b>0</b>	<b>134</b>
7.	David Akers (2002)	0	43	43	30	34	0	133
8.	David Akers (2004)	0	41	42	<u>27</u>	<u>32</u>	0	<u>122</u>
9.	David Akers (2000)	0	34	36	29	33	0	121
10.	LeSean McCoy (RB) (2011)	<b>20</b>	0	0	0	0	0	120

Led NFL Led Conference

TOUCHDOWNS

Rk	Player	TD
1.	LeSean McCoy (2011).....	20
2.	Steve Van Buren (1945).....	18
3t.	Brian Westbrook (2008).....	14
	Terrell Owens (2004).....	14
	Wilbert Montgomery (1979).....	14
	Steve Van Buren (1947).....	14

FIELD GOALS MADE

Rk	Player	FGM
1.	Caleb Sturgis (2016).....	35
2.	David Akers (2008).....	33
3t.	Cody Parkey (2014).....	32
	David Akers (2010).....	32
	David Akers (2009).....	32

PATs MADE

Rk	Player	XPM
1.	Cody Parkey (2014).....	54
2.	Cliff Patton (1948).....	50
3t.	David Akers (2006).....	48
	Tony Franklin (1980).....	48
5.	David Akers (2010).....	47

CONSECUTIVE GAMES WITH TD

Rk	Player	Games
1.	LeSean McCoy (2011).....	9
2.	Steve Van Buren (1947).....	8
3t.	5x, last: Ricky Watters (1995).....	6

FIELD GOAL ATTEMPTS

Rk	Player	FGA
1.	Caleb Sturgis (2016).....	41
2t.	David Akers (2008).....	40
	Tom Dempsey (1973).....	40
4.	David Akers (2010).....	38
5t.	David Akers (2009).....	37
	Paul McFadden (1984).....	37

PAT ATTEMPTS

Rk	Player	XPA
1.	Cody Parkey (2014).....	54
2.	Cliff Patton (1948).....	50
3t.	David Akers (2006).....	48
	Roger Ruzek (1990).....	48
	Tony Franklin (1980).....	48
	Bobby Walston (1953).....	48

FIELD GOAL PERCENTAGE

Rk	Player	FG%
1.	<b>Jake Elliott (2021)</b> .....	<b>90.9</b>
2t.	Cody Parkey (2014).....	88.9
	Alex Henery (2011).....	88.9
4.	David Akers (2002).....	88.2
5.	David Akers (2000).....	87.9

CONSECUTIVE PATs MADE

Rk	Player	XPM
1.	David Akers (2004-09).....	173
2.	David Akers (2001-04).....	153
3.	Cliff Patton (1947-49).....	84



JAKE ELLIOTT

CONSECUTIVE FIELD GOALS MADE

Rk	Player	FGM
1.	Alex Henery (2012).....	22
2.	<b>Jake Elliott (2018-19)</b> .....	<b>20</b>
3.	Caleb Sturgis (2016).....	18
4t.	<b>Jake Elliott (2021)</b> .....	<b>17</b>
	Cody Parkey (2014).....	17
	Alex Henery (2011-12).....	17
	David Akers (2009).....	17
	David Akers (2001).....	17
9t.	David Akers (2008).....	15
	David Akers (2004).....	15



CODY PARKEY



**POINTS**

Rk	Player	Pts
1.	Bobby Walston (WR/K) (10/17/54 at Washington).....	25
2t.	Brian Westbrook (RB) (11/27/08 vs. Cardinals).....	24
	Irving Fryar (WR) (10/20/96 vs. Dolphins).....	24
	Wilbert Montgomery (RB) (10/7/79 vs. Washington).....	24
	Wilbert Montgomery (RB) (9/10/78 at Washington).....	24
	Ben Hawkins (FL) (9/28/69 vs. Steelers).....	24
	Tommy McDonald (FL) (10/4/59 vs. Giants).....	24
	Clarence Peaks (B) (11/16/58 vs. Cardinals).....	24

**TOUCHDOWNS**

Rk	Player	TD
1t.	Brian Westbrook (RB) (11/27/08 vs. Cardinals).....	4
	Irving Fryar (WR) (10/20/96 vs. Dolphins).....	4
	Wilbert Montgomery (RB) (10/7/79 vs. Washington).....	4
	Wilbert Montgomery (RB) (9/10/78 at Washington).....	4
	Ben Hawkins (FL) (9/28/69 vs. Steelers).....	4
	Tommy McDonald (FL) (10/4/59 vs. Giants).....	4
	Clarence Peaks (B) (11/16/58 vs. Cardinals).....	4

**FIELD GOALS MADE**


Rk	Player	FGM
1.	Tom Dempsey (11/12/72 at Oilers).....	6
2t.	Cody Parkey (11/23/14 vs. Titans).....	5
	Alex Henery (10/6/13 at Giants).....	5
	David Akers (11/18/01 at Cowboys).....	5
	Gary Anderson (12/22/96 vs. Cardinals).....	5
	Gary Anderson (10/1/95 at Saints).....	5

**FIELD GOAL ATTEMPTS**

Rk	Player	FGA
1t.	Tom Dempsey (11/12/72 at Oilers).....	7
	Sam Baker (12/5/65 vs. Cowboys).....	7
3t.	Cody Parkey (11/23/14 vs. Titans).....	6
	David Akers (10/3/04 at Bears).....	6
	Tom Dempsey (10/7/73 at Bills).....	6

**LONGEST FIELD GOALS**

Rk	Player	Yds
1.	<b>Jake Elliott (9/24/17 vs. Giants).....</b>	<b>61</b>
2.	Tony Franklin (11/12/79 at Cowboys).....	59
3.	<b>Jake Elliott (10/10/21 at Panthers).....</b>	<b>58</b>
4.	David Akers (9/14/03 vs. Patriots).....	57
5.	<b>Jake Elliott (11/11/18 vs. Cowboys).....</b>	<b>56</b>
6.	Caleb Sturgis (10/30/16 at Cowboys).....	55
7t.	<b>Jake Elliott (9/27/20 vs. Bengals).....</b>	<b>54</b>
	Cody Parkey (10/26/14 at Cardinals).....	54
	Tom Dempsey (12/12/71 vs. Cardinals).....	54
10t.	<b>Jake Elliott (10/13/19 at Vikings).....</b>	<b>53</b>
	<b>Jake Elliott (10/1/17 at Chargers).....</b>	<b>53</b>
	Caleb Sturgis (9/19/16 at Bears).....	53
	Caleb Sturgis (11/8/15 at Cowboys).....	53
	David Akers (9/30/07 at Giants).....	53
	David Akers (10/24/99 at Dolphins).....	53
	Roger Ruzek (12/9/90 at Dolphins).....	53



BOBBY WALSTON



PASSING YARDS

Rk	Player	G	Att	Cmp	Pct	Yds	Y/A	TD	INT	Lg	Rate
1.	Donovan McNabb (1999-2009)	148	4,746	2,801	59.0	32,873	6.9	216	100	91t	86.5
2.	Ron Jaworski (1977-86)	142	3,918	2,088	53.3	26,963	6.9	175	151	99t	74.0
3.	Randall Cunningham (1985-95)	122	3,362	1,874	55.7	22,877	6.8	150	105	95t	78.7
4.	Carson Wentz (2016-20)	68	2,492	1,562	62.7	16,811	6.7	113	50	73t	89.2
5.	Norm Snead (1964-70)	85	2,236	1,154	51.6	15,672	7.0	111	124	87t	67.7
6.	Tommy Thompson (1941-50)	88	1,396	723	51.8	10,240	7.3	90	100	75t	67.4
7.	Michael Vick (2009-13)	54	1,300	773	59.5	9,984	7.7	57	33	91t	87.7
8.	Sonny Jurgensen (1957-63)	83	1,107	602	54.4	9,639	8.7	76	73	84	79.1
9.	Nick Foles (2012-14, '17-18)	40	1,189	748	62.9	8,703	7.3	58	23	83t	93.2
10.	Bobby Thomason (1952-57)	68	1,113	556	50.0	8,124	7.3	57	80	67t	61.2
11.	Norm Van Brocklin (1958-60)	36	998	542	54.3	7,497	7.5	55	51	91t	75.7
12.	Roman Gabriel (1973-77)	53	1,185	661	55.8	7,221	6.1	47	37	80t	74.2
13.	Adrian Burk (1951-56)	70	960	457	47.6	6,203	6.5	55	77	84t	54.4
14.	Rodney Peete (1995-98)	30	756	434	57.4	4,945	6.5	17	27	62	69.8
15.	Ty Detmer (1996-97)	21	645	372	57.7	4,478	6.9	22	19	57	78.2
16.	King Hill (1961-68)	71	635	325	51.2	4,308	6.8	29	51	92t	54.8
17.	<b>Jalen Hurts (2020-)</b>	<b>30</b>	<b>580</b>	<b>342</b>	<b>59.0</b>	<b>4,205</b>	<b>7.3</b>	<b>22</b>	<b>13</b>	<b>91</b>	<b>84.7</b>
18.	Sam Bradford (2015)	14	532	346	65.0	3,725	7.0	19	14	78t	86.4
19.	Roy Zimmerman (1943-46)	41	435	190	43.7	3,219	7.4	30	43	75t	52.7
20.	Mark Sanchez (2014-15)	13	400	257	64.3	3,034	7.6	18	15	72	86.6

ATTEMPTS

Rk	Player	Att
1.	Donovan McNabb (1999-2009)	4,746
2.	Ron Jaworski (1977-86)	3,918
3.	Randall Cunningham (1985-95)	3,362
4.	Carson Wentz (2016-20)	2,492
5.	Norm Snead (1964-70)	2,236
6.	Tommy Thompson (1941-50)	1,396
7.	Michael Vick (2009-13)	1,300
8.	Nick Foles (2012-14, '17-18)	1,189
9.	Roman Gabriel (1973-77)	1,185
10.	Bobby Thomason (1952-57)	1,113

COMPLETIONS

Rk	Player	Cmp
1.	Donovan McNabb (1999-2009)	2,801
2.	Ron Jaworski (1977-86)	2,088
3.	Randall Cunningham (1985-95)	1,874
4.	Carson Wentz (2016-20)	1,562
5.	Norm Snead (1964-70)	1,154
6.	Michael Vick (2009-13)	773
7.	Nick Foles (2012-14, '17-18)	748
8.	Tommy Thompson (1941-50)	723
9.	Roman Gabriel (1973-77)	661
10.	Sonny Jurgensen (1957-63)	602

COMPLETION %

Rk	Player	Pct
1.	Sam Bradford (2015)	65.0
2.	Nick Foles (2012-14, '17-18)	62.9
3.	Carson Wentz (2016-20)	62.7
4.	Michael Vick (2009-13)	59.5
5t.	<b>Jalen Hurts (2020-)</b>	<b>59.0</b>
	Donovan McNabb (1999-2009)	59.0
7.	Ty Detmer (1996-97)	57.7
8.	Rodney Peete (1995-98)	57.4
9.	Roman Gabriel (1973-77)	55.8
10.	Randall Cunningham (1985-95)	55.7

YARDS/ATTEMPT

Rk	Player	Y/A
1.	Sonny Jurgensen (1957-63)	8.7
2.	Michael Vick (2009-13)	7.7
3.	Norm Van Brocklin (1958-60)	7.5
4t.	<b>Jalen Hurts (2020-)</b>	<b>7.3</b>
	Nick Foles (2012-14, '17-18)	7.3
	Bobby Thomason (1952-57)	7.3
	Tommy Thompson (1941-50)	7.3
8t.	Sam Bradford (2015)	7.0
	Norm Snead (1964-70)	7.0
10t.	Donovan McNabb (1999-2009)	6.9
	Ty Detmer (1996-97)	6.9

TOUCHDOWNS

Rk	Player	TD
1.	Donovan McNabb (1999-2009)	216
2.	Ron Jaworski (1977-86)	175
3.	Randall Cunningham (1985-95)	150
4.	Carson Wentz (2016-20)	113
5.	Norm Snead (1964-70)	111
6.	Tommy Thompson (1941-50)	90
7.	Sonny Jurgensen (1957-63)	76
8.	Nick Foles (2012-14, '17-18)	58
9t.	Michael Vick (2009-13)	57
	Bobby Thomason (1952-57)	57

TOUCHDOWN %

Rk	Player	TD%
1.	Sonny Jurgensen (1957-63)	6.9
2.	Tommy Thompson (1941-50)	6.4
3.	Adrian Burk (1951-56)	5.7
4.	Norm Van Brocklin (1958-60)	5.5
5.	Bobby Thomason (1952-57)	5.1
6.	Norm Snead (1964-70)	5.0
7.	Nick Foles (2012-14, '17-18)	4.9
8t.	Donovan McNabb (1999-2009)	4.6
	King Hill (1961-68)	4.6
10.	Carson Wentz (2016-20)	4.5

INTERCEPTIONS

Rk	Player	INT
1.	Ron Jaworski (1977-86)	151
2.	Norm Snead (1964-70)	124
3.	Randall Cunningham (1985-95)	105
4t.	Donovan McNabb (1999-2009)	100
	Tommy Thompson (1941-50)	100
6.	Bobby Thomason (1952-57)	80
7.	Adrian Burk (1951-56)	77
8.	Sonny Jurgensen (1957-63)	73
9t.	King Hill (1961-68)	51
	Norm Van Brocklin (1958-60)	51

INTERCEPTION %

Rk	Player	INT%
1.	Nick Foles (2012-14, '17-18)	1.9
2.	Carson Wentz (2016-20)	2.0
3.	Donovan McNabb (1999-2009)	2.1
4.	<b>Jalen Hurts (2020-)</b>	<b>2.2</b>
5.	Michael Vick (2009-13)	2.5
6.	Sam Bradford (2015)	2.6
7.	Ty Detmer (1996-97)	3.0
8t.	Roman Gabriel (1973-77)	3.1
	Randall Cunningham (1985-95)	3.1
10.	Rodney Peete (1995-98)	3.6

PASSER RATING

Rk	Player	Rate
1.	Nick Foles (2012-14, '17-18)	93.2
2.	Carson Wentz (2016-20)	89.2
3.	Michael Vick (2009-13)	87.7
4.	Donovan McNabb (1999-2009)	86.5
5.	Sam Bradford (2015)	86.4
6.	<b>Jalen Hurts (2020-)</b>	<b>84.7</b>
7.	Sonny Jurgensen (1957-63)	79.1
8.	Randall Cunningham (1985-95)	78.7
9.	Ty Detmer (1996-97)	78.2
10.	Norm Van Brocklin (1958-60)	75.7



PASSING YARDS

Rk	Player	Att	Cmp	Pct	Yds	Y/A	TD	INT	Lg	Rate
1.	Carson Wentz (2019)	607	388	63.9	4,039	6.7	27	7	53t	93.1
2.	Donovan McNabb (2008)	571	345	60.4	3,916	6.9	23	11	90t	86.4
3.	Donovan McNabb (2004)	469	300	64.0	3,875	8.3	31	8	80	104.7
4.	Randall Cunningham (1988)	560	301	53.8	3,808	6.8	24	16	80t	77.6
5.	Carson Wentz (2016)	607	379	62.4	3,782	6.2	16	14	73t	79.3
6.	Sam Bradford (2015)	532	346	65.0	3,725	7.0	19	14	78t	86.4
7.	Sonny Jurgensen (1961)	416	235	56.5	3,723	9.0	32	24	69	88.1
8.	Donovan McNabb (2009)	443	267	60.3	3,553	8.0	22	10	60t	92.9
9.	Ron Jaworski (1980)	451	257	57.0	3,529	7.8	27	12	56t	91.0
10.	Randall Cunningham (1990)	465	271	58.3	3,466	7.5	30	13	95t	91.6

Led NFL Led Conference

ATTEMPTS

Rk	Player	Att
1t.	Carson Wentz (2019)	607
	Carson Wentz (2016)	607
3.	Donovan McNabb (2008)	571
4.	Donovan McNabb (2000)	569
5.	Randall Cunningham (1988)	560

COMPLETIONS

Rk	Player	Cmp
1.	Carson Wentz (2019)	388
2.	Carson Wentz (2016)	379
3.	Sam Bradford (2015)	346
4.	Donovan McNabb (2008)	345
5.	Donovan McNabb (2000)	330

COMPLETION %

Rk	Player	Pct
1.	Carson Wentz (2018)	69.6
2.	Sam Bradford (2015)	65.0
3.	Mark Sanchez (2014)	64.1
4.	Nick Foles (2013)	64.0
5.	Donovan McNabb (2004)	64.0

YARDS/ATTEMPT

Rk	Player	Y/A
1.	Nick Foles (2013)	9.1
2.	Sonny Jurgensen (1961)	9.0
3.	Sonny Jurgensen (1962)	8.9
4.	Norm Van Brocklin (1960)	8.7
5.	Donovan McNabb (2006)	8.4

TOUCHDOWNS

Rk	Player	TD
1.	Carson Wentz (2017)	33
2.	Sonny Jurgensen (1961)	32
3.	Donovan McNabb (2004)	31
4.	Randall Cunningham (1990)	30
5.	Norm Snead (1967)	29

TOUCHDOWN %

Rk	Player	TD%
1.	Nick Foles (2013)	8.5
2.	Norm Van Brocklin (1960)	8.5
3.	Sonny Jurgensen (1961)	7.7
4.	Carson Wentz (2017)	7.5
5.	Bobby Thomason (1953)	6.9

FEWEST INTERCEPTIONS

Rk	Player	INT
1.	Nick Foles (2013)	2
2t.	Nick Foles (2012)	5
	Bubby Brister (1993)	5
4t.	Michael Vick (2010)	6
	Donovan McNabb (2006)	6
	Donovan McNabb (2002)	6

LONGEST PASSING PLAYS

Rk	Player	Yds
1.	Ron Jaworski to Mike Quick (11/10/1985 vs. Falcons)	99t
2.	Randall Cunningham to Fred Barnett (12/2/1990 at Bills)	95t
3.	Randall Cunningham to Herschel Walker (9/4/1994 at Giants)	93
4.	King Hill to Ben Hawkins (9/22/1968 vs. Giants)	92t
5t.	Jalen Hurts to Quez Watkins (9/19/21 vs. 49ers)	91
	Michael Vick to DeSean Jackson (12/12/2010 at Cowboys)	91t
	Donovan McNabb to Terrell Owens (10/30/2005 at Broncos)	91t
	Norm Van Brocklin to T. McDonald (10/5/1958 vs. Giants)	91t
9t.	Donovan McNabb to Hank Baskett (9/7/2008 vs. Rams)	90t
	Ron Jaworski to Mike Quick (10/28/1984 vs. Cardinals)	90t

NFL Record (tied)

INTERCEPTION %

Rk	Player	INT%
1.	Nick Foles (2013)	0.6
2.	Carson Wentz (2019)	1.2
3.	Donovan McNabb (2007)	1.5
4.	Carson Wentz (2017)	1.6
5.	Michael Vick (2010)	1.6

CONSECUTIVE COMPLETIONS

Rk	Player	Cmp
1.	Nick Foles (12/30/18 at Washington)	25
2.	Donovan McNabb (11/28/04 at Giants - 12/5/04 vs. Packers)	24
3.	Donovan McNabb (9/23/07 vs. Lions)	18
4t.	Carson Wentz (12/15/19 at Washington)	15
	Carson Wentz (10/21/18 vs. Panthers)	15
	Donovan McNabb (9/21/08 vs. Steelers)	15

NFL Record (tied) Most consecutive completions to start a game by Eagles QB

PASSER RATING

Rk	Player	Rate
1.	Nick Foles (2013)	119.2
2.	Donovan McNabb (2004)	104.7
3.	Carson Wentz (2018)	102.2
4.	Carson Wentz (2017)	101.9
5.	Michael Vick (2010)	100.2



PASSING YARDS

Rk	Player	Yds
1.	Nick Foles (12/23/18 vs. Texans)	471
2.	Donovan McNabb (12/5/04 vs. Packers)	464
3.	Donovan McNabb (11/15/09 at Chargers)	450
4.	Randall Cunningham (9/17/89 at Washington)	447
5.	Bobby Thomason (11/8/53 vs. Giants)	437
6.	Sonny Jurgensen (10/29/61 at Washington)	436
7t.	Nick Foles (12/15/13 at Vikings)	428
	Michael Vick (9/15/13 vs. Chargers)	428
9.	Sonny Jurgensen (12/16/62 at Cardinals)	419
10.	Michael Vick (10/2/11 vs. 49ers)	416
11.	Nick Foles (10/26/14 at Cardinals)	411
12.	Nick Foles (11/3/13 at Raiders)	406
13.	Sonny Jurgensen (12/17/61 at Lions)	403
14.	Randall Cunningham (10/2/89 at Bears)	401
15.	Vince Young (11/27/11 vs. Patriots)	400

ATTEMPTS

Rk	Player	Att
1t.	Nick Foles (10/26/14 at Cardinals)	62
	Randall Cunningham (10/2/89 at Bears)	62
3.	Carson Wentz (12/4/16 at Bengals)	60
4.	Donovan McNabb (11/16/08 at Bengals)	58
5.	Sonny Jurgensen (9/23/62 vs. Giants)	57

COMPLETIONS

Rk	Player	Cmp
1t.	Sam Bradford (12/26/15 vs. Washington)	37
	Mark Sanchez (12/20/14 at Washington)	37
3t.	Carson Wentz (12/4/16 at Bengals)	36
	Sam Bradford (9/14/15 at Falcons)	36
	Nick Foles (10/26/14 at Cardinals)	36

COMPLETION PERCENTAGE

Rk	Player	Pct
1.	Nick Foles (12/30/18 at Washington)	84.9
2.	Nick Foles (12/22/13 vs. Bears)	84.0
3.	Rodney Peete (9/15/96 vs. Lions)	83.3
4t.	Nate Sudfeld (12/31/17 vs. Cowboys)	82.6
	Jeff Garcia (11/26/06 at Colts)	82.6

YARDS PER ATTEMPT

Rk	Player	Y/A
1.	Sonny Jurgensen (11/25/62 vs. Cowboys)	16.3
2.	Sonny Jurgensen (11/26/61 vs. Cowboys)	15.3
3.	Donovan McNabb (9/23/07 vs. Lions)	14.7
4.	Nick Foles (11/3/13 at Raiders)	14.5
5.	Randall Cunningham (10/24/94 vs. Texans)	12.9

PASSER RATING

Rk	Player	Rate
1t.	Nick Foles (11/3/13 at Raiders)	158.3
	Donovan McNabb (9/23/07 vs. Lions)	158.3
3.	Donovan McNabb (10/11/09 vs. Buccaneers)	157.2
4.	Randall Cunningham (9/13/92 at Cardinals)	156.6
5.	Donovan McNabb (9/18/05 vs. 49ers)	155.4

TOUCHDOWNS

Rk	Player	TD
1t.	Nick Foles (11/3/13 at Raiders)	7
	Adrian Burk (10/17/54 at Washington)	7
3t.	Donovan McNabb (9/18/05 vs. 49ers)	5
	Donovan McNabb (12/5/04 vs. Packers)	5
	Randall Cunningham (9/17/89 at Washington)	5
	Norm Snead (9/28/69 vs. Steelers)	5
	Sonny Jurgensen (12/16/62 at Cardinals)	5
	Sonny Jurgensen (11/26/61 vs. Cowboys)	5
	Adrian Burk (11/28/54 vs. Washington)	5

NFL Record (tied)

400+ PASSING YARDS

400+ YARD PASSING GAMES, Career

Rk	Player	Games
1.	Nick Foles (2012-14, '17-18)	4
2t.	Michael Vick (2009-13)	3
	Randall Cunningham (1985-95)	3
	Sonny Jurgensen (1957-63)	3
5.	Donovan McNabb (1999-2009)	2

\*Includes playoff games\*

400+ YARD PASSING GAMES, Season

Rk	Player	Games
1t.	Nick Foles (2013)	2
	Randall Cunningham (1989)	2
	Sonny Jurgensen (1961)	2

\*Regular season only\*

300+ PASSING YARDS

300+ YARD PASSING GAMES, Career

Rk	Player	Games
1.	Donovan McNabb (1999-2009)	30
2.	Carson Wentz (2016-20)	19
3.	Randall Cunningham (1985-95)	13
4t.	Nick Foles (2012-14, '17-18)	12
	Ron Jaworski (1977-86)	12

\*Includes playoff games\*

300+ YARD PASSING GAMES, Season

Rk	Player	Games
1t.	Carson Wentz (2019)	5
	Carson Wentz (2018)	5
	Sam Bradford (2015)	5
	Donovan McNabb (2004)	5
	Sonny Jurgensen (1961)	5

\*Regular season only\*

CONSECUTIVE 300+ YARD PASSING GAMES

Rk	Player	Games
1t.	Sam Bradford (2015)	3
	Nick Foles (2014)	3
	Mark Sanchez (2014)	3
	Michael Vick (2011-12)	3
	Donovan McNabb (2005)	3

\*Regular season only\*



300+ YARD PASSING GAMES (TDs/INTs)

10/03/21	Jalen Hurts vs. Chiefs (L)	387 (2/0)	11/16/08	Donovan McNabb at Bengals (T)	339 (1/3)
09/27/21	Jalen Hurts at Cowboys (L)	326 (2/2)	11/02/08	Donovan McNabb at Seahawks (W)	349 (2/1)
12/27/20	Jalen Hurts at Cowboys (L)	342 (1/2)	09/07/08	Donovan McNabb vs. Rams (W)	361 (3/0)
12/20/20	Jalen Hurts at Cardinals (L)	338 (3/0)	12/30/07	Donovan McNabb vs. Bills (W)	345 (1/1)
10/22/20	Carson Wentz vs. Giants (W)	359 (2/1)	11/25/07	A.J. Feeley at Patriots (L)	345 (3/3)
12/22/19	Carson Wentz vs. Cowboys (W)	319 (1/0)	10/28/07	Donovan McNabb at Vikings (W)	333 (1/0)
12/09/19	Carson Wentz vs. Giants (W)	325 (2/0)	09/23/07	Donovan McNabb vs. Lions (W)	381 (4/0)
12/01/19	Carson Wentz at Dolphins (L)	310 (3/1)	12/31/06	A.J. Feeley vs. Falcons (W)	321 (3/0)
10/13/19	Carson Wentz at Vikings (L)	306 (2/1)	12/04/06	Jeff Garcia vs. Panthers (W)	312 (3/0)
09/08/19	Carson Wentz vs. Washington (W)	313 (3/0)	10/22/06	Donovan McNabb at Buccaneers (L)	302 (3/3)
12/23/18	Nick Foles vs. Texans (W)	471 (4/1)	10/08/06	Donovan McNabb vs. Cowboys (W)	354 (2/0)
12/03/18	Carson Wentz vs. Washington (W)	306 (2/1)	09/17/06	Donovan McNabb vs. Giants (L)	350 (2/0)
11/11/18	Carson Wentz vs. Cowboys (L)	360 (2/1)	09/10/06	Donovan McNabb at Texans (W)	314 (3/1)
10/21/18	Carson Wentz vs. Panthers (L)	310 (2/0)	11/06/05	Donovan McNabb at Washington (L)	304 (1/1)
10/07/18	Carson Wentz vs. Vikings (L)	311 (2/0)	10/02/05	Donovan McNabb at Chiefs (W)	369 (3/1)
09/30/18	Carson Wentz at Titans (L)	348 (2/0)	09/25/05	Donovan McNabb vs. Raiders (W)	365 (2/1)
09/16/18	Nick Foles at Buccaneers (L)	334 (1/0)	09/18/05	Donovan McNabb vs. 49ers (W)	342 (5/0)
02/04/18	Nick Foles at Patriots (W)	373 (3/1)	02/06/05	Donovan McNabb vs. Patriots (L)	357 (3/3)
01/21/18	Nick Foles vs. Vikings (W)	352 (3/0)	12/05/04	Donovan McNabb vs. Packers (W)	464 (5/0)
12/03/17	Carson Wentz at Seahawks (L)	348 (1/1)	11/15/04	Donovan McNabb at Cowboys (W)	345 (4/0)
10/08/17	Carson Wentz vs. Cardinals (W)	304 (4/1)	10/24/04	Donovan McNabb at Browns (W)	376 (4/1)
09/17/17	Carson Wentz at Chiefs (L)	333 (2/1)	09/26/04	Donovan McNabb at Lions (W)	356 (2/0)
09/10/17	Carson Wentz at Washington (W)	307 (2/1)	09/12/04	Donovan McNabb vs. Giants (W)	330 (4/0)
12/11/16	Carson Wentz* vs. Washington (L)	314 (1/1)	11/16/03	Donovan McNabb vs. Giants (W)	314 (2/0)
12/04/16	Carson Wentz* at Bengals (L)	308 (1/3)	11/02/03	Donovan McNabb at Falcons (W)	312 (1/0)
11/06/16	Carson Wentz* at Giants (L)	364 (0/2)	09/09/01	Donovan McNabb vs. Rams (L)	312 (2/1)
09/25/16	Carson Wentz* vs. Steelers (W)	301 (2/0)	12/10/00	Donovan McNabb at Browns (W)	390 (4/0)
01/03/16	Sam Bradford at Giants (W)	320 (2/1)	10/01/00	Donovan McNabb vs. Falcons (W)	311 (2/1)
12/26/15	Sam Bradford vs. Washington (L)	380 (1/0)	11/30/97	Bobby Hoying vs. Bengals (W)	313 (4/1)
12/20/15	Sam Bradford vs. Cardinals (L)	361 (2/2)	11/24/96	Ty Detmer at Cardinals (L)	322 (0/1)
10/11/15	Sam Bradford vs. Saints (W)	333 (2/2)	11/10/96	Ty Detmer vs. Bills (L)	315 (2/1)
09/14/15	Sam Bradford at Falcons (L)	336 (1/2)	10/27/96	Ty Detmer vs. Panthers (W)	342 (1/1)
12/20/14	Mark Sanchez at Washington (L)	374 (2/1)	12/24/94	Bubby Brister at Bengals (L)	325 (1/0)
11/23/14	Mark Sanchez vs. Titans (W)	307 (1/2)	12/04/94	Randall Cunningham vs. Cowboys (L)	327 (2/1)
11/16/14	Mark Sanchez at Packers (L)	346 (2/2)	10/24/94	Randall Cunningham vs. Oilers (W)	310 (2/1)
11/10/14	Mark Sanchez vs. Panthers (W)	332 (2/0)	09/12/94	Randall Cunningham vs. Bears (W)	311 (3/0)
10/26/14	Nick Foles at Cardinals (L)	411 (2/2)	09/04/94	Randall Cunningham at Giants (L)	344 (2/0)
09/21/14	Nick Foles vs. Washington (W)	325 (3/0)	01/03/94	Bubby Brister at 49ers (W)	350 (3/1)
09/15/14	Nick Foles at Colts (W)	331 (1/1)	09/19/93	Randall Cunningham vs. Washington (W)	360 (3/2)
09/07/14	Nick Foles vs. Jaguars (W)	322 (2/1)	12/13/92	Randall Cunningham at Seahawks (W)	365 (0/1)
12/15/13	Nick Foles at Vikings (L)	428 (3/1)	11/10/91	Jim McMahon at Browns (W)	341 (3/1)
11/03/13	Nick Foles at Raiders (W)	406 (7/0)	12/18/89	Randall Cunningham at Saints (L)	306 (2/2)
09/15/13	Michael Vick vs. Chargers (L)	428 (2/0)	10/02/89	Randall Cunningham at Bears (L)	401 (1/4)
12/23/12	Nick Foles* vs. Washington (L)	345 (1/1)	09/17/89	Randall Cunningham at Washington (W)	447 (5/1)
12/09/12	Nick Foles* at Buccaneers (W)	381 (2/0)	12/31/88	Randall Cunningham at Bears (L)	407 (0/3)
10/14/12	Michael Vick vs. Lions (L)	311 (2/2)	11/06/88	Randall Cunningham vs. Rams (W)	323 (3/0)
09/16/12	Michael Vick vs. Ravens (W)	371 (1/2)	10/10/88	Randall Cunningham vs. Giants (W)	369 (3/0)
09/09/12	Michael Vick at Browns (W)	317 (2/4)	11/29/87	Randall Cunningham at Patriots (W)	314 (2/1)
01/01/12	Michael Vick vs. Washington (W)	335 (3/1)	10/11/87	Scott Tinsley at Cowboys (L)	338 (3/0)
11/27/11	Vince Young vs. Patriots (L)	400 (1/1)	12/15/85	Ron Jaworski at Chargers (L)	334 (1/3)
10/09/11	Michael Vick at Bills (L)	315 (2/4)	12/01/85	Ron Jaworski vs. Vikings (L)	320 (2/1)
10/02/11	Michael Vick vs. 49ers (L)	416 (2/1)	11/03/85	Ron Jaworski at 49ers (L)	394 (1/3)
12/02/10	Michael Vick vs. Texans (W)	302 (2/1)	10/20/85	Ron Jaworski vs. Cowboys (W)	380 (1/0)
11/28/10	Michael Vick at Bears (L)	333 (2/1)	12/16/84	Joe Pisarcik at Falcons (L)	334 (1/0)
11/15/10	Michael Vick at Washington (W)	333 (4/0)	10/28/84	Ron Jaworski vs. Cardinals (L)	340 (2/3)
10/17/10	Kevin Kolb vs. Falcons (W)	326 (3/1)	11/27/83	Ron Jaworski at Washington (L)	333 (3/1)
12/27/09	Donovan McNabb vs. Broncos (W)	322 (3/1)	09/11/83	Ron Jaworski vs. Washington (L)	326 (1/2)
12/20/09	Donovan McNabb vs. 49ers (W)	306 (1/2)	09/19/82	Ron Jaworski at Browns (W)	334 (2/1)
11/15/09	Donovan McNabb at Chargers (L)	450 (2/1)	09/12/82	Ron Jaworski vs. Washington (L)	371 (2/0)
09/27/09	Kevin Kolb vs. Chiefs (W)	327 (2/0)	10/18/81	Ron Jaworski at Vikings (L)	330 (2/2)
09/20/09	Kevin Kolb vs. Saints (L) - first NFL start	391 (2/3)	12/21/80	Ron Jaworski at Cowboys (L)	331 (1/0)
01/18/09	Donovan McNabb at Cardinals (L)	375 (3/1)	11/09/80	Ron Jaworski at Saints (W)	323 (3/0)
01/04/09	Donovan McNabb at Vikings (W)	300 (1/1)	12/16/73	Roman Gabriel at Washington (L)	302 (1/1)



**300+ YARD PASSING GAMES (TDs/INTs)**

12/02/73	Roman Gabriel at 49ers (L)	322 (2/1)
10/14/73	Roman Gabriel at Cardinals (W)	379 (3/0)
09/19/71	Pete Liske at Bengals (L)	301 (2/3)
09/28/69	Norm Snead vs. Steelers (W)	335 (5/1)
11/19/67	Norm Snead vs. Saints (W)	309 (4/2)
10/22/67	Norm Snead at Cardinals (L)	321 (2/2)
09/17/67	Norm Snead vs. Washington (W)	301 (2/0)
12/05/65	Norm Snead vs. Cowboys (L)	320 (0/1)
11/14/65	Norm Snead vs. Washington (W)	311 (0/1)
11/07/65	Norm Snead at Browns (L)	362 (3/2)
10/17/65	King Hill at Giants (L)	321 (3/4)
12/13/64	Norm Snead at Cardinals (L)	301 (3/2)
10/13/63	Sonny Jurgensen at Washington (W)	315 (4/2)
09/15/63	Sonny Jurgensen vs. Steelers (T)	322 (3/2)
12/16/62	Sonny Jurgensen at Cardinals (L)	419 (5/3)
11/25/62	Sonny Jurgensen vs. Cowboys (W)	342 (1/2)
09/23/62	Sonny Jurgensen vs. Giants (L)	396 (1/3)
12/17/61	Sonny Jurgensen at Lions (W)	403 (3/2)
12/10/61	Sonny Jurgensen vs. Giants (L)	367 (3/2)
11/26/61	Sonny Jurgensen vs. Cowboys (W)	351 (5/2)
10/29/61	Sonny Jurgensen at Washington (W)	436 (3/2)
10/01/61	Sonny Jurgensen vs. Cardinals (L)	399 (3/2)
11/16/58	Norm Van Brocklin vs. Cardinals (W)	318 (2/1)
10/01/55	Bobby Thomason vs. Washington (L)	349 (4/0)
11/28/54	Adrian Burk vs. Washington (W)	345 (5/1)
12/13/53	Bobby Thomason vs. Browns (W)	331 (3/0)
11/15/53	Bobby Thomason vs. Colts (W)	329 (3/5)
11/08/53	Bobby Thomason vs. Giants (W)	437 (4/1)
12/01/40	Davey O'Brien at Washington (L)	316 (1/0)

\* Rookie | *Playoff Game*



DONOVAN McNABB



CARSON WENTZ





RUSHING YARDS

Rk	Player	G	Att	Yds	Avg	Lg	TD
1.	LeSean McCoy (2009-14)	90	1,461	6,792	4.6	66t	44
2.	Wilbert Montgomery (1977-84)	100	1,465	6,538	4.5	90t	45
3.	Brian Westbrook (2002-09)	107	1,308	5,995	4.6	71t	37
4.	Steve Van Buren (1944-51)	83	1,320	5,860	4.4	70t	69
5.	Duce Staley (1997-2003)	98	1,200	4,807	4.0	64t	22
6.	Randall Cunningham (QB) (1985-95)	122	677	4,482	6.6	52t	32
7.	Ricky Watters (1995-97)	48	975	3,794	3.9	57	31
8.	Timmy Brown (1960-67)	96	850	3,703	4.4	61t	29
9.	Tom Woodeshick (1963-71)	111	831	3,563	4.3	57t	21
10.	Donovan McNabb (QB) (1999-2009)	148	573	3,249	5.7	54	28
11.	Tom Sullivan (1972-77)	80	871	3,135	3.6	37	17
12.	Clarence Peaks (1957-63)	83	786	2,927	3.7	57	19
13.	Keith Byars (1986-92)	105	750	2,672	3.6	52	17
14.	<b>Miles Sanders (2019-)</b>	<b>40</b>	<b>480</b>	<b>2,439</b>	<b>5.1</b>	<b>82t</b>	<b>9</b>
15.	Billy Barnes (1957-61)	60	689	2,391	3.5	70t	20
16.	Herschel Walker (1992-94)	48	554	2,344	4.2	91t	14
17.	Anthony Toney (FB) (1986-90)	67	639	2,294	3.6	44	14
18.	Charlie Garner (1994-98)	66	495	2,261	4.6	55t	17
19.	Correll Buckhalter (2001-08)	74	476	2,155	4.5	64t	18
20.	Heath Sherman (1989-93)	76	537	2,130	4.0	37	10

ATTEMPTS

Rk	Player	Att
1.	Wilbert Montgomery (1977-84).....	1,465
2.	LeSean McCoy (2009-14).....	1,461
3.	Steve Van Buren (1944-51).....	1,320
4.	Brian Westbrook (2002-09).....	1,308
5.	Duce Staley (1997-2003).....	1,200
6.	Ricky Watters (1995-97).....	975
7.	Tom Sullivan (1972-77).....	871
8.	Timmy Brown (1960-67).....	850
9.	Tom Woodeshick (1963-71).....	831
10.	Clarence Peaks (1957-63).....	786

RUSHING AVERAGE


Rk	Player	Avg
1.	Randall Cunningham (QB) (1985-95).....	6.6
2.	Donovan McNabb (QB) (1999-2009).....	5.7
3.	<b>Miles Sanders (2019-)</b> .....	<b>5.1</b>
4.	LeSean McCoy (2009-14).....	4.7
5t.	Brian Westbrook (2002-09).....	4.6
7t.	Charlie Garner (1994-98).....	4.6
7t.	Correll Buckhalter (2001-08).....	4.5
7t.	Wilbert Montgomery (1977-84).....	4.5
9t.	Steve Van Buren (1944-51).....	4.4
9t.	Timmy Brown (1960-67).....	4.4

TOUCHDOWNS

Rk	Player	TD
1.	Steve Van Buren (1944-51).....	69
2.	Wilbert Montgomery (1977-84).....	45
3.	LeSean McCoy (2009-14).....	44
4.	Brian Westbrook (2002-09).....	37
5.	Randall Cunningham (QB) (1985-95).....	32
6.	Ricky Watters (1995-97).....	31
7.	Timmy Brown (1960-67).....	29
8.	Donovan McNabb (QB) (1999-2009).....	28
9.	Duce Staley (1997-2003).....	22
10.	Tom Woodeshick (1963-71).....	21



LESEAN MCCOY



STEVE VAN BUREN



RUSHING YARDS

Rk	Player	Att	Yds	Avg	Lg	TD
1.	LeSean McCoy (2013)	<b>314</b>	<b>1,607</b>	5.1	57t	9
2.	Wilbert Montgomery (1979)	338	1,512	4.5	62t	9
3.	Ricky Watters (1996)	<b>353</b>	1,411	4.0	56t	13
4.	Wilbert Montgomery (1981)	286	1,402	<u>4.9</u>	41	8
5.	Brian Westbrook (2007)	278	1,333	4.8	36	7
6.	LeSean McCoy (2014)	312	1,319	4.2	53	5
7.	LeSean McCoy (2011)	273	1,309	4.8	60	<b>17</b>
8t.	Duce Staley (1999)	325	1,273	3.9	29	4
	Ricky Watters (1995)	337	1,273	3.8	57	11
10.	Wilbert Montgomery (1978)	259	1,220	<u>4.7</u>	47	9
11.	Brian Westbrook (2006)	240	1,217	5.1	71t	7
12.	Steve Van Buren (1949)	<b>263</b>	<b>1,146</b>	4.4	41	<b>11</b>
13.	Ricky Watters (1997)	285	1,110	3.9	28	7
14.	LeSean McCoy (2010)	207	1,080	<u>5.2</u>	62	7
15.	Herschel Walker (1992)	267	1,070	4.0	38	8
16.	Duce Staley (1998)	258	1,065	4.1	64t	5
17.	Duce Staley (2002)	269	1,029	3.8	57	5
18.	Earnest Jackson (1985)	282	1,028	3.6	59	5
19.	Steve Van Buren (1947)	<b>217</b>	<b>1,008</b>	4.6	45	<b>13</b>

Led NFL Led Conference

ATTEMPTS

Rk	Player	Att
1.	Ricky Watters (1996)	353
2.	Wilbert Montgomery (1979)	338
3.	Ricky Watters (1995)	337
4.	Duce Staley (1999)	325
5.	LeSean McCoy (2013)	314

TOUCHDOWNS

Rk	Player	TD
1.	LeSean McCoy (2011)	17
2.	Steve Van Buren (1945)	15
3t.	Ricky Watters (1996)	13
	Steve Van Buren (1947)	13
5t.	Ricky Watters (1995)	11
	Tom Sullivan (1974)	11
	Steve Van Buren (1949)	11
8t.	<b>Jalen Hurts (QB) (2021)</b>	<b>10</b>
	Steve Van Buren (1948)	10

LONGEST RUSHING PLAYS


Rk	Player	Yds
1.	Herschel Walker (11/27/94 at Falcons)	91t
2.	Wilbert Montgomery (12/19/82 vs. Oilers)	90t
3.	Brian Mitchell (10/1/00 vs. Falcons)	85t
4.	<b>Miles Sanders (12/13/20 vs. Saints)</b>	<b>82t</b>
5.	Swede Hanson (9/16/34 at Packers)	81t
6.	Leroy Harris (11/25/79 at Packers)	80
7.	Bosh Pritchard (10/23/49 vs. Washington)	77t
8t.	<b>Miles Sanders (10/18/20 vs. Ravens)</b>	<b>74</b>
	<b>Miles Sanders (10/11/20 at Steelers)</b>	<b>74t</b>
	Herman Hunter (11/24/85 at Cowboys)	74t

CONSECUTIVE GAMES WITH RUSHING TOUCHDOWN

Rk	Player	Games
1.	Steve Van Buren (1947)	8
2.	Ricky Watters (1995)	6
3t.	LeSean McCoy (2011)	5
	Steve Van Buren (1948)	5
5t.	Many times, last: Michael Vick (2010)	4



WILBERT MONTGOMERY



RICKY WATTERS



RUSHING YARDS

Rk	Player	Yds
1.	LeSean McCoy (12/8/13 vs. Lions).....	217
2.	Steve Van Buren (11/27/49 vs. Steelers).....	205
3.	Duce Staley (9/3/00 at Cowboys).....	201
4.	Wilbert Montgomery (11/4/79 vs. Browns).....	197
5.	Steve Van Buren (12/18/49 at Rams).....	196
6.	Wilbert Montgomery (1/11/81 vs. Cowboys).....	194
7.	Swede Hanson (11/6/34 vs. Reds).....	190
8.	Timmy Brown (11/7/65 at Browns).....	186
9.	LeSean McCoy (10/30/11 vs. Cowboys).....	185
10.	LeSean McCoy (9/9/13 at Washington).....	184

ATTEMPTS

Rk	Player	Att
1t.	Heath Sherman (10/6/91 at Buccaneers).....	35
	Heath Sherman (11/12/90 vs. Washington).....	35
	Steve Van Buren (11/20/49 vs. Bulldogs).....	35
4.	Earnest Jackson (11/17/85 at Cardinals).....	34
5t.	Brian Westbrook (12/7/08 at Giants).....	33
	Ricky Watters (12/10/95 vs. Cowboys).....	33
	Steve Van Buren (10/3/49 at Lions).....	33



BRIAN WESTBROOK



DUCE STALEY

TOUCHDOWNS

Rk	Player	TD
1t.	Jalen Hurts (QB) (11/21/21 vs. Saints).....	3
	Boston Scott (12/29/19 at Giants).....	3
	LeSean McCoy (12/18/11 vs. Jets).....	3
	LeSean McCoy (9/19/10 at Lions).....	3
	Charlie Garner (10/8/95 vs. Washington).....	3
	Wilbert Montgomery (12/19/82 vs. Oilers).....	3
	Wilbert Montgomery (10/7/79 vs. Washington).....	3
	Wilbert Montgomery (9/10/78 at Washington).....	3
	Tom Sullivan (10/13/74 vs. Giants).....	3
	Clarence Peaks (11/16/58 vs. Cardinals).....	3
	Steve Van Buren (10/17/48 at Washington).....	3
	Steve Van Buren (12/14/47 vs. Packers).....	3
	Steve Van Buren (12/9/45 vs. Yanks).....	3

200+ RUSHING YARDS

200+ YARD RUSHING GAMES, Career

Rk	Player	Games
1t.	LeSean McCoy (2009-14).....	1
	Duce Staley (1997-2003).....	1
	Steve Van Buren (1944-51).....	1

100+ RUSHING YARDS

100+ YARD RUSHING GAMES, Career

Rk	Player	Games
1.	Wilbert Montgomery (1977-84).....	26
2.	LeSean McCoy (2009-14).....	23
3.	Brian Westbrook (2002-09).....	20
4.	Steve Van Buren (1944-51).....	19
5.	Duce Staley (1997-2003).....	13

\*Includes playoff games\*

100+ YARD RUSHING GAMES, Season

Rk	Player	Games
1.	Wilbert Montgomery (1981).....	8
2t.	LeSean McCoy (2013).....	7
	Wilbert Montgomery (1979).....	7
4t.	LeSean McCoy (2011).....	6
	Brian Westbrook (2007).....	6
	Brian Westbrook (2006).....	6
	Ricky Watters (1996).....	6
	Wilbert Montgomery (1978).....	6

\*Regular season only\*

CONSECUTIVE 100+ YARD RUSHING GAMES

Rk	Player	Games
1.	Steve Van Buren (1948).....	4
2t.	Brian Westbrook (2006).....	3
	Wilbert Montgomery (1981).....	3
	Wilbert Montgomery (1979).....	3
	Wilbert Montgomery (1978).....	3

\*Regular season only\*



100+ YARD RUSHING GAMES (TDs)

12/21/21	Miles Sanders vs. Washington (W)	131 (0)	12/07/03	Correll Buckhalter vs. Cowboys (W)	115 (1)
12/05/21	Miles Sanders at Jets (W)	120 (0)	10/26/03	Correll Buckhalter vs. Jets (W)	100 (2)
12/13/20	Jalen Hurts* (QB) vs. Saints (W)	106 (0)	12/08/02	Duce Staley at Seahawks (W)	100 (1)
	Miles Sanders vs. Saints (W)	115 (2)	11/17/02	Duce Staley vs. Cardinals (W)	135 (0)
10/18/20	Miles Sanders vs. Ravens (L)	118 (0)	10/28/02	Donovan McNabb (QB) vs. Giants (W)	107 (1)
12/15/19	Miles Sanders* at Washington (W)	122 (1)		Duce Staley vs. Giants (W)	126 (0)
10/01/17	LeGarrette Blount at Chargers (W)	136 (0)	10/20/02	Duce Staley vs. Buccaneers (W)	152 (0)
12/18/16	Ryan Mathews at Ravens (L)	128 (1)	10/06/02	Donovan McNabb (QB) at Jaguars (L)	100 (1)
11/13/16	Ryan Mathews vs. Falcons (W)	109 (2)	11/18/01	Duce Staley at Cowboys (W)	102 (0)
10/19/15	DeMarco Murray vs. Giants (W)	112 (1)	11/11/01	Duce Staley vs. Vikings (W)	146 (1)
09/27/15	Ryan Mathews at Jets (W)	108 (0)	10/07/01	Correll Buckhalter* vs. Cardinals (L)	134 (0)
11/27/14	LeSean McCoy at Cowboys (W)	159 (1)	11/26/00	Donovan McNabb (QB) at Washington (W)	125 (1)
11/23/14	LeSean McCoy vs. Titans (W)	130 (1)	10/01/00	Brian Mitchell vs. Falcons (W)	105 (1)
11/02/14	LeSean McCoy at Texans (W)	117 (0)	09/03/00	Duce Staley at Cowboys (W)	201 (1)
10/12/14	LeSean McCoy vs. Giants (W)	149 (0)	11/14/99	Duce Staley vs. Washington (W)	122 (1)
12/29/13	LeSean McCoy at Cowboys (W)	131 (0)	11/07/99	Duce Staley at Panthers (L)	140 (1)
12/22/13	Bryce Brown vs. Bears (W)	115 (1)	10/17/99	Duce Staley at Bears (W)	101 (0)
	LeSean McCoy vs. Bears (W)	133 (2)	10/10/99	Duce Staley vs. Cowboys (W)	110 (0)
12/08/13	LeSean McCoy vs. Lions (W)	217 (2)	09/12/99	Duce Staley vs. Cardinals (L)	111 (1)
11/10/13	LeSean McCoy at Packers (W)	155 (0)	12/13/98	Duce Staley vs. Cardinals (L)	141 (1)
10/13/13	LeSean McCoy at Buccaneers (W)	116 (0)	11/08/98	Charlie Garner vs. Lions (W)	129 (1)
09/19/13	LeSean McCoy vs. Chiefs (L)	158 (1)	12/21/97	Charlie Garner at Washington (L)	115 (2)
09/09/13	LeSean McCoy at Washington (W)	184 (1)	10/05/97	Ricky Watters vs. Washington (W)	104 (2)
12/02/12	Bryce Brown* at Cowboys (L)	169 (2)	09/15/97	Ricky Watters at Cowboys (L)	106 (0)
11/26/12	Bryce Brown* vs. Panthers (L)	178 (2)	12/01/96	Ricky Watters vs. Giants (W)	104 (0)
11/05/12	LeSean McCoy at Saints (L)	119 (0)	11/03/96	Ricky Watters at Cowboys (W)	116 (1)
09/30/12	LeSean McCoy vs. Giants (W)	123 (0)	10/20/96	Ricky Watters vs. Dolphins (W)	173 (1)
09/09/12	LeSean McCoy at Browns (W)	110 (0)	10/13/96	Ricky Watters at Giants (W)	110 (0)
12/18/11	LeSean McCoy vs. Jets (W)	102 (3)	09/22/96	Ricky Watters at Falcons (W)	121 (2)
11/20/11	LeSean McCoy at Giants (W)	113 (0)	09/15/96	Ricky Watters vs. Lions (W)	153 (1)
10/30/11	LeSean McCoy vs. Cowboys (W)	185 (2)	12/10/95	Ricky Watters vs. Cowboys (W)	112 (1)
10/16/11	LeSean McCoy at Washington (W)	126 (1)	11/26/95	Ricky Watters at Washington (W)	124 (2)
09/25/11	LeSean McCoy vs. Giants (L)	128 (1)	10/15/95	Ricky Watters at Giants (W)	122 (1)
09/11/11	LeSean McCoy at Rams (W)	122 (1)	10/08/95	Charlie Garner vs. Washington (W)	120 (3)
12/19/10	Michael Vick (QB) at Giants (W)	130 (1)		Ricky Watters vs. Washington (W)	139 (0)
12/12/10	LeSean McCoy at Cowboys (W)	149 (0)	10/09/94	Charlie Garner* vs. Washington (W)	122 (0)
11/21/10	LeSean McCoy vs. Giants (W)	111 (1)	10/02/94	Charlie Garner* at 49ers (W) - NFL debut	111 (2)
11/15/10	Jerome Harrison at Washington (W)	109 (1)	01/03/93	Heath Sherman at Saints (W)	105 (1)
09/19/10	LeSean McCoy at Lions (W)	120 (3)	12/27/92	Herschel Walker vs. Giants (W)	104 (0)
09/12/10	Michael Vick (QB) vs. Packers (L)	103 (0)	12/13/92	Herschel Walker at Seahawks (W)	111 (1)
12/07/08	Brian Westbrook at Giants (W)	131 (1)	12/06/92	Randall Cunningham (QB) vs. Vikings (W)	121 (2)
11/27/08	Brian Westbrook vs. Cardinals (W)	110 (2)	11/22/92	Heath Sherman at Giants (W)	109 (1)
10/26/08	Brian Westbrook vs. Falcons (W)	167 (2)	10/25/92	Herschel Walker vs. Cardinals (W)	112 (0)
12/23/07	Brian Westbrook at Saints (W)	100 (0)	09/13/92	Herschel Walker at Cardinals (W)	115 (0)
12/09/07	Brian Westbrook vs. Giants (L)	116 (0)	09/06/92	Herschel Walker vs. Saints (W)	112 (0)
11/18/07	Brian Westbrook vs. Dolphins (W)	148 (0)	11/23/90	Heath Sherman vs. Washington (W)	124 (0)
11/11/07	Brian Westbrook at Washington (W)	100 (1)	11/04/90	Randall Cunningham (QB) vs. Patriots (W)	124 (1)
10/14/07	Brian Westbrook at Jets (W)	120 (0)		Heath Sherman vs. Patriots (W)	113 (0)
09/30/07	Correll Buckhalter at Giants (L)	103 (0)	09/23/90	Anthony Toney at Rams (W)	103 (0)
09/23/07	Brian Westbrook vs. Lions (W)	110 (2)	12/27/87	Keith Byars vs. Bills (W)	102 (0)
01/13/07	Brian Westbrook at Saints (L)	116 (2)	11/29/87	Anthony Toney at Patriots (W)	123 (1)
01/07/07	Brian Westbrook vs. Giants (W)	141 (1)	12/07/86	Keith Byars* vs. Cardinals (T) (OT)	127 (0)
12/25/06	Brian Westbrook at Cowboys (W)	122 (0)	11/16/86	Randall Cunningham (QB) vs. Lions (L)	110 (0)
11/26/06	Brian Westbrook at Colts (L)	124 (1)	12/22/85	Earnest Jackson at Vikings (W)	106 (2)
11/19/06	Brian Westbrook vs. Titans (L)	102 (0)	11/17/85	Earnest Jackson at Cardinals (W)	162 (1)
11/12/06	Brian Westbrook vs. Washington (W)	113 (0)	10/13/85	Earnest Jackson vs. Cardinals (W)	103 (0)
10/22/06	Brian Westbrook at Buccaneers (L)	101 (0)	12/09/84	Wilbert Montgomery vs. Patriots (W)	100 (1)
09/24/06	Brian Westbrook at 49ers (W)	117 (2)	12/19/82	Wilbert Montgomery vs. Oilers (W)	147 (3)
12/11/05	Ryan Moats* vs. Giants (L) (OT)	114 (2)	12/20/81	Wilbert Montgomery vs. Cardinals (W)	108 (1)
11/27/05	Brian Westbrook vs. Packers (W)	120 (1)	12/06/81	Wilbert Montgomery at Washington (L)	116 (0)
10/03/04	Brian Westbrook at Bears (W)	119 (0)	11/22/81	Wilbert Montgomery vs. Giants (L)	102 (0)
09/12/04	Brian Westbrook vs. Giants (W)	119 (0)	11/15/81	Wilbert Montgomery vs. Colts (W)	115 (0)
01/11/04	Donovan McNabb (QB) vs. Packers (W)	107 (0)	11/08/81	Wilbert Montgomery at Cardinals (W)	118 (0)



100+ YARD RUSHING GAMES (TDs)

10/25/81..... Wilbert Montgomery vs. Buccaneers (W).....	119 (1)	11/15/53..... Don Johnson* vs. Colts (W).....	100 (2)
09/17/81..... Wilbert Montgomery at Bills (W).....	125 (0)	12/02/51..... Frank Ziegler at Washington (W).....	136 (0)
09/13/81..... Wilbert Montgomery vs. Patriots (W).....	137 (0)	11/19/50..... Frank Ziegler vs. Cardinals (L).....	113 (0)
01/11/81..... <i>Wilbert Montgomery vs. Cowboys (W)</i> .....	194 (1)	11/12/50..... Steve Van Buren at Washington (W).....	108 (1)
09/14/80..... Wilbert Montgomery at Vikings (W).....	169 (2)	10/15/50..... Toy Ledbetter* at Colts (W).....	107 (1)
12/02/79..... Wilbert Montgomery vs. Lions (W).....	108 (1)	10/07/50..... Frank Ziegler vs. Rams (W).....	106 (1)
11/25/79..... Leroy Harris at Packers (W).....	137 (0)	12/18/49..... <i>Steve Van Buren at Rams (W)</i> .....	196 (0)
11/18/79..... Wilbert Montgomery vs. Cardinals (W).....	118 (0)	11/27/49..... Steve Van Buren vs. Steelers (W).....	205 (0)
11/12/79..... Wilbert Montgomery at Cowboys (W).....	127 (1)	11/20/49..... Steve Van Buren vs. Bulldogs (W).....	174 (2)
11/04/79..... Wilbert Montgomery vs. Browns (L).....	197 (1)	10/30/49..... Steve Van Buren at Steelers (W).....	103 (2)
10/14/79..... Wilbert Montgomery at Cardinals (W).....	117 (1)	10/23/49..... Bosh Pritchard vs. Washington (W).....	128 (1)
10/07/79..... Wilbert Montgomery vs. Washington (W).....	127 (3)	10/03/49..... Steve Van Buren at Lions (W).....	135 (2)
09/23/79..... Wilbert Montgomery at Giants (W).....	126 (0)	11/21/48..... Steve Van Buren vs. Washington (W).....	171 (1)
12/17/78..... Mike Hogan vs. Giants (W).....	100 (0)	11/14/48..... Steve Van Buren vs. Yanks (W).....	137 (0)
..... Wilbert Montgomery vs. Giants (W).....	130 (2)	11/07/48..... Steve Van Buren at Giants (W).....	143 (2)
12/03/78..... Wilbert Montgomery at Vikings (L).....	115 (1)	10/31/48..... Steve Van Buren at Steelers (W).....	109 (1)
10/15/78..... Wilbert Montgomery vs. Washington (W).....	125 (1)	11/02/47..... Steve Van Buren at Washington (W).....	138 (2)
10/01/78..... Wilbert Montgomery at Colts (W).....	144 (1)	10/19/47..... Steve Van Buren at Steelers (L).....	133 (0)
09/24/78..... Wilbert Montgomery vs. Dolphins (W).....	111 (0)	10/05/47..... Steve Van Buren vs. Giants (W).....	105 (0)
09/17/78..... Wilbert Montgomery at Saints (W).....	104 (0)	11/24/46..... Steve Van Buren vs. Washington (L).....	130 (0)
12/18/77..... Wilbert Montgomery* vs. Jets (W).....	103 (2)	12/09/45..... Steve Van Buren vs. Yanks (W).....	100 (3)
10/09/77..... Herb Lusk at Giants (W).....	117 (2)	12/02/45..... Steve Van Buren at Giants (L).....	100 (2)
12/12/76..... Mike Hogan* vs. Seahawks (W).....	104 (0)	11/18/45..... Steve Van Buren vs. Steelers (W).....	107 (2)
..... Tom Sullivan vs. Seahawks (W).....	121 (2)	11/11/45..... Steve Van Buren vs. Giants (W).....	129 (2)
09/27/76..... Mike Hogan* vs. Washington (L) (OT).....	100 (0)	11/05/44..... Steve Van Buren* at Tigers (W).....	129 (2)
11/25/73..... Tom Sullivan vs. Giants (W).....	156 (1)	11/28/43..... Jack Hinkle at Washington (W).....	117 (1)
10/07/73..... Norm Bulaich at Bills (L).....	104 (0)	11/21/43..... Jack Hinkle vs. Lions (W).....	132 (1)
..... Tom Sullivan at Bills (L).....	155 (0)	11/15/42..... Bosh Pritchard* at Dodgers (W).....	104 (0)
09/23/73..... Tom Sullivan at Giants (T).....	100 (1)	09/13/36..... Swede Hanson vs. Giants (W).....	107 (0)
12/21/69..... Cyril Pinder at 49ers (L).....	128 (1)	11/11/34..... Swede Hanson vs. Dodgers (L).....	118 (0)
12/07/69..... Tom Woodeshick vs. Washington (L).....	102 (0)	11/06/34..... Swede Hanson vs. Reds (W).....	190 (2)
11/16/69..... Tom Woodeshick vs. Rams (L).....	130 (1)	09/16/34..... Swede Hanson at Packers (L).....	116 (1)
12/08/68..... Tom Woodeshick vs. Saints (W).....	122 (1)		
09/22/68..... Tom Woodeshick vs. Giants (L).....	129 (1)		
10/29/67..... Tom Woodeshick vs. Cowboys (W).....	101 (1)		
10/08/67..... Tom Woodeshick at Falcons (W).....	129 (1)		
12/18/66..... Tom Woodeshick at Washington (W).....	105 (2)		
12/04/66..... Jack Concannon (QB) vs. Steelers (W).....	129 (1)		
10/23/66..... Timmy Brown at Giants (W).....	100 (0)		
09/18/66..... Izzy Lang vs. Falcons (W).....	114 (1)		
11/28/65..... Timmy Brown at Cardinals (W).....	180 (1)		
11/07/65..... Timmy Brown at Browns (L).....	186 (1)		
11/22/64..... Earl Gros vs. Cardinals (L).....	103 (0)		
11/15/64..... Earl Gros at Cowboys (W).....	118 (0)		
10/18/64..... Ollie Matson at Giants (W).....	100 (2)		
10/11/64..... Timmy Brown at Washington (L).....	101 (2)		
10/04/64..... Timmy Brown vs. Steelers (W).....	116 (0)		
..... Earl Gros vs. Steelers (W).....	129 (0)		
11/25/62..... Timmy Brown vs. Cowboys (W).....	107 (2)		
10/23/60..... Clarence Peaks at Browns (W).....	102 (0)		
11/01/59..... Bill Barnes vs. Washington (W).....	163 (1)		
10/25/59..... Bill Barnes at Cardinals (W).....	111 (2)		
11/29/53..... Don Johnson* at Giants (L).....	121 (1)		

\* Rookie | *Playoff Game*



MILES SANDERS



RECEPTIONS

Rk	Player	G	Rec	Yds	Avg	Lg	TD
1.	Harold Carmichael (1971-83)	180	589	8,978	15.2	85t	79
2.	Zach Ertz (TE) (2013-21)	123	579	6,267	10.8	60	38
3.	Pete Retzlaff (TE) (1956-66)	132	452	7,412	16.4	84	47
4.	Brian Westbrook (RB) (2002-09)	107	426	3,790	8.9	62	29
5.	Brent Celek (TE) (2007-17)	175	398	4,998	12.6	73	31
6.	DeSean Jackson (2008-13, '19-20)	95	379	6,512	17.2	91t	35
7.	Pete Pihos (E) (1947-55)	107	373	5,619	15.1	66t	61
8.	Keith Byars (RB) (1986-92)	105	371	3,532	9.5	60	13
9.	Mike Quick (1982-90)	101	363	6,464	17.8	99t	61
10.	Jeremy Maclin (2009-14)	75	343	4,771	13.9	83t	36
11.	Bobby Walston (WR/K) (1951-62)	148	311	5,363	17.2	75t	46
12.	Fred Barnett (1990-95)	81	308	4,634	15.0	95t	28
13.	LeSean McCoy (RB) (2009-14)	90	300	2,282	7.6	70	10
14.	Jason Avant (2006-13)	116	297	3,646	12.3	58	12
15.	Calvin Williams (1990-96)	93	295	3,840	13.0	80t	34
16.	Tommy McDonald (FL) (1957-63)	88	287	5,499	19.2	91t	66
17.	Duce Staley (RB) (1997-2003)	98	275	2,498	9.1	52t	10
18.	Wilbert Montgomery (RB) (1977-84)	100	266	2,447	9.2	53t	12
19.	Ben Hawkins (FL) (1966-73)	102	261	4,764	18.3	92t	32
20.	Jordan Matthews (WR) (2014-16, '18, '19)	62	249	3,006	12.1	78t	21

RECEIVING YARDS

Rk	Player	Yds
1.	Harold Carmichael (1971-83)	8,978
2.	Pete Retzlaff (E) (1956-66)	7,412
3.	DeSean Jackson (2008-13, '19-20)	6,512
4.	Mike Quick (1982-90)	6,464
5.	Zach Ertz (TE) (2013-21)	6,267
6.	Pete Pihos (E) (1947-55)	5,619
7.	Tommy McDonald (FL) (1957-63)	5,499
8.	Bobby Walston (WR/K) (1951-62)	5,363
9.	Brent Celek (TE) (2007-17)	4,998
10.	Jeremy Maclin (2009-14)	4,771
11.	Ben Hawkins (FL) (1966-73)	4,764
12.	Fred Barnett (1990-95)	4,634
13.	Calvin Williams (1990-96)	3,840
14.	Brian Westbrook (RB) (2002-09)	3,790
15.	Jason Avant (2006-13)	3,646
16.	Keith Byars (RB) (1986-92)	3,532
17.	Harold Jackson (1969-72)	3,493
18.	Charlie Smith (1974-81)	3,349
19.	Timmy Brown (B) (1960-67)	3,346
20.	Irving Fryar (1996-98)	3,067

RECEIVING AVERAGE


Rk	Player	Avg
1.	Tommy McDonald (FL) (1957-63)	19.2
2.	Ben Hawkins (FL) (1966-73)	18.3
3.	Mike Quick (1982-90)	17.8
4t.	DeSean Jackson (2008-13, '19-20)	17.2
	Bobby Walston (WR/K) (1951-62)	17.2
6.	Pete Retzlaff (E) (1956-66)	16.4
7.	Harold Jackson (1969-72)	16.3
8.	Charlie Smith (1974-81)	15.4
9.	Harold Carmichael (1971-83)	15.2
10.	Pete Pihos (E) (1947-55)	15.1

TOUCHDOWNS

Rk	Player	TD
1.	Harold Carmichael (1971-83)	79
2.	Tommy McDonald (FL) (1957-63)	66
3t.	Mike Quick (1982-90)	61
	Pete Pihos (E) (1947-55)	61
5.	Pete Retzlaff (E) (1956-66)	47
6.	Bobby Walston (WR/K) (1951-62)	46
7.	Zach Ertz (TE) (2013-21)	38
8.	Jeremy Maclin (2009-14)	36
9.	DeSean Jackson (2008-13, '19-20)	35
10.	Calvin Williams (1990-96)	34

CONSECUTIVE GAMES WITH RECEIVING TOUCHDOWN

Rk	Player	Games
1t.	Mike Quick (1985)	6
	Pete Pihos (1947-48)	6
3t.	5x, last: DeSean Jackson (2009)	5



HAROLD CARMICHAEL



ZACH ERTZ



RECEPTIONS

Rk	Player	Rec	Yds	Avg	Lg	TD
1.	Zach Ertz (TE) (2018)	116	1,163	10.0	34	8
2.	Brian Westbrook (RB) (2007)	90	771	8.6	57t	5
3t.	Zach Ertz (TE) (2019)	88	916	10.4	30	6
	Irving Fryar (1996)	88	1,195	13.6	42	11
5.	Irving Fryar (1997)	86	1,316	15.3	72t	6
6t.	Jordan Matthews (2015)	85	997	11.7	78t	8
	Jeremy Maclin (2014)	85	1,318	15.5	72	10
8.	DeSean Jackson (2013)	82	1,332	16.2	61t	9
9t.	Keith Byars (RB) (1990)	81	819	10.1	54	3
	Keith Jackson (TE) (1988)	81	869	10.7	41	6

Led NFL Led Conference



MIKE QUICK

RECEIVING YARDS

Rk	Player	Yds
1.	Mike Quick (1983)	1,409
2.	DeSean Jackson (2013)	1,332
3.	Jeremy Maclin (2014)	1,318
4.	Irving Fryar (1997)	1,316
5.	Ben Hawkins (FL) (1967)	1,265
6.	Mike Quick (1985)	1,247
7.	Terrell Owens (2004)	1,200
8.	Irving Fryar (1996)	1,195
9.	Pete Retzlaff (TE) (1965)	1,190
10.	Zach Ertz (TE) (2018)	1,163
11.	DeSean Jackson (2009)	1,156
12.	Tommy McDonald (FL) (1962)	1,146
13.	Tommy McDonald (FL) (1961)	1,144
14.	Fred Barnett (1994)	1,127
15t.	Harold Carmichael (1973)	1,116
	Harold Jackson (1969)	1,116
17.	Kevin Curtis (2007)	1,110
18.	Fred Barnett (1992)	1,083
19.	Harold Carmichael (1978)	1,072
20.	DeSean Jackson (2010)	1,056
21.	Mike Quick (1984)	1,052
22.	Pete Pihos (E) (1953)	1,049
23.	Harold Jackson (1972)	1,048
24.	Harold Carmichael (1981)	1,028

TOUCHDOWNS

Rk	Player	TD
1.	Terrell Owens (2004)	14
2t.	Mike Quick (1983)	13
	Tommy McDonald (FL) (1961)	13
	Tommy McDonald (FL) (1960)	13
5t.	Irving Fryar (1996)	11
	Cris Carter (1989)	11
	Mike Quick (1987)	11
	Mike Quick (1985)	11
	Harold Carmichael (1979)	11
	Bobby Walston (WR/K) (1954)	11
	Pete Pihos (E) (1948)	11
12t.	Jeremy Maclin (2014)	10
	Jeremy Maclin (2010)	10
	Calvin Williams (1993)	10
	Ben Hawkins (FL) (1967)	10
	Pete Retzlaff (TE) (1965)	10
	Tommy McDonald (FL) (1962)	10
	Tommy McDonald (FL) (1959)	10
	Pete Pihos (E) (1954)	10
	Pete Pihos (E) (1953)	10

300-100-100 PERFORMANCES IN SAME GAME

Date	300+ Yard Passer (Yds)	100+ Yard Rusher (Yds)	100+ Yard Receiver (Yds)
9/23/07 vs. Lions	Donovan McNabb (381)	Brian Westbrook (110)	Kevin Curtis (221) Brian Westbrook (111)
10/22/06 at Buccaneers	Donovan McNabb (302)	Brian Westbrook (101)	Brian Westbrook (113) Torrance Small (122)
10/1/00 vs. Falcons	Donovan McNabb (311)	Brian Mitchell (105)	Fred Barnett (161)
12/13/92 at Seahawks	Randall Cunningham (365)	Herschel Walker (111)	Mike Quick (121)
11/29/87 at Patriots	Randall Cunningham (314)	Anthony Toney (123)	Pete Retzlaff (151)
11/7/65 at Browns	Norm Snead (362)	Timmy Brown (186)	Pete Retzlaff (113)
11/25/62 vs. Cowboys	Sonny Jurgensen (342)	Timmy Brown (107)	Tommy McDonald (108)
11/15/53 vs. Colts	Bobby Thomason (329)	Don Johnson (100)	Pete Pihos (118) Bobby Walston (110)



RECEPTIONS

Rk	Player	Rec
1.	Zach Ertz (TE) (12/20/14 at Washington)	15
2t.	Zach Ertz (TE) (11/11/18 vs. Cowboys)	14
	Brian Westbrook (RB) (11/4/07 vs. Cowboys)	14
	Don Looney (E) (12/1/40 at Washington)	14
5t.	Zach Ertz (TE) (1/1/17 vs. Cowboys)	13
	Zach Ertz (TE) (12/26/15 vs. Washington)	13
	Jeremy Maclin (9/18/11 at Falcons)	13
8t.	Zach Ertz (TE) (12/24/19 vs. Seahawks)	12
	Zach Ertz (TE) (12/23/18 vs. Texans)	12
	Jeremy Maclin (10/26/14 at Cardinals)	12
	LeSean McCoy (RB) (10/3/10 vs. Washington)	12
	Brian Westbrook (RB) (11/19/06 vs. Titans)	12
	Keith Byars (RB) (9/30/90 vs. Colts)	12
	Keith Jackson (TE) (11/19/89 vs. Vikings)	12
	Keith Jackson (TE) (9/17/89 at Washington)	12
	John Spagnola (TE) (10/6/85 at Saints)	12
	Harold Carmichael (10/14/73 at Cardinals)	12

RECEIVING YARDS

Rk	Player	Yds
1.	Tommy McDonald (FL) (12/10/61 vs. Giants)	237
2.	Kevin Curtis (9/23/07 vs. Lions)	221
3.	DeSean Jackson (12/12/10 at Cowboys)	210
4.	Pete Retzlaff (TE) (11/14/65 vs. Washington)	204
5.	Bud Grant (E) (12/7/52 vs. Texans)	203
6.	Timmy Brown (B) (12/16/62 at Cardinals)	199
7.	Ben Hawkins (FL) (10/22/67 at Cardinals)	197
8.	DeSean Jackson (12/15/13 at Vikings)	195
9.	Harold Jackson (10/11/70 at Giants)	194
10t.	DeSean Jackson (9/15/13 vs. Chargers)	193
	Fred Barnett (9/13/92 at Cardinals)	193

TOUCHDOWNS

Rk	Player	TD
1t.	Irving Fryar (10/20/96 vs. Dolphins)	4
	Ben Hawkins (FL) (9/28/69 vs. Steelers)	4
3t.	23x, last: Riley Cooper (11/3/13 at Raiders)	3



DESEAN JACKSON

200+ RECEIVING YARDS

200+ YARD RECEIVING GAMES, Career

Rk	Player	Games
1t.	DeSean Jackson (2008-13, '19-20)	1
	Kevin Curtis (2007-09)	1
	Pete Retzlaff (TE) (1956-66)	1
	Tommy McDonald (FL) (1957-63)	1
	Bud Grant (E) (1951-52)	1

150+ RECEIVING YARDS

150+ YARD RECEIVING GAMES, Career

Rk	Player	Games
1.	DeSean Jackson (2008-13, '19-20)	8
2t.	Jeremy Maclin (2009-14)	5
	Tommy McDonald (FL) (1957-63)	5
4t.	Fred Barnett (1990-95)	4
	Ben Hawkins (FL) (1966-73)	4

150+ RECEIVING YARDS

100+ YARD RECEIVING GAMES, Career

Rk	Player	Games
1.	Pete Retzlaff (TE) (1956-66)	23
2t.	DeSean Jackson (2008-13, '19-20)	21
	Mike Quick (1982-90)	21
	Harold Carmichael (1971-83)	21
5.	Tommy McDonald (FL) (1957-63)	17
6.	Fred Barnett (1990-95)	15
7t.	Jeremy Maclin (2009-14)	14
	Pete Pihos (E) (1947-55)	14
9t.	Ben Hawkins (FL) (1966-73)	13
	Harold Jackson (1969-72)	13

\*Includes playoff games\*

100+ YARD RECEIVING GAMES, Season

Rk	Player	Games
1.	Terrell Owens (2004)	7
2t.	Irving Fryar (1997)	6
	Mike Quick (1983)	6
4t.	10x, last: Zach Ertz (2018)	5

\*Regular season only\*

CONSECUTIVE 100+ YARD RECEIVING GAMES

Rk	Player	Games
1t.	Terrell Owens (2004)	5
	Harold Jackson (1971-72)	5
3.	Mike Quick (1983)	4
4t.	7x, last: Irving Fryar (1996)	3

\*Regular season only\*





100+ YARD RECEIVING GAMES (TDs)

12/21/21	Dallas Goedert vs. Washington (W)	7, 135 (0)	10/16/11	Jeremy Maclin at Washington (W)	5, 101 (0)
12/05/21	Dallas Goedert at Jets (W)	6, 105 (2)	10/09/11	Jason Avant at Bills (L)	9, 139 (0)
11/07/21	DeVonta Smith vs. Chargers (L)	5, 116 (1)	10/02/11	DeSean Jackson vs. 49ers (L)	6, 171 (0)
10/03/21	DeVonta Smith vs. Chiefs (L)	7, 122 (0)	09/18/11	Jeremy Maclin at Falcons (L)	13, 171 (2)
09/19/21	Quez Watkins vs. 49ers (L)	2, 117 (0)	09/11/11	DeSean Jackson at Rams (W)	6, 102 (1)
10/11/20	Travis Fulgham at Steelers (L)	10, 152 (1)	12/12/10	DeSean Jackson at Cowboys (W)	4, 210 (1)
09/13/20	Dallas Goedert (TE) at Washington (L)	8, 101 (1)	11/21/10	Jeremy Maclin vs. Giants (W)	9, 120 (0)
12/01/19	Alshon Jeffery at Dolphins (L)	9, 137 (1)	11/07/10	DeSean Jackson vs. Colts (W)	7, 109 (1)
11/03/19	Zach Ertz (TE) vs. Bears (W)	9, 103 (1)	10/17/10	Jeremy Maclin vs. Falcons (W)	7, 159 (2)
09/15/19	Nelson Agholor at Falcons (L)	8, 107 (1)	10/03/10	LeSean McCoy (RB) vs. Washington (L)	12, 110 (0)
09/08/19	DeSean Jackson vs. Washington (W)	8, 154 (2)	09/26/10	DeSean Jackson at Jaguars (W)	5, 153 (1)
12/23/18	Nelson Agholor vs. Texans (W)	5, 116 (1)	09/19/10	DeSean Jackson at Lions (W)	4, 135 (1)
	Zach Ertz (TE) vs. Texans (W)	12, 110 (2)	01/09/10	Jeremy Maclin* at Cowboys (L)	7, 146 (1)
12/16/18	Alshon Jeffery at Rams (W)	8, 160 (0)	12/27/09	Brent Celek (TE) vs. Broncos (W)	4, 121 (1)
11/11/18	Zach Ertz (TE) vs. Cowboys (L)	14, 145 (2)	12/20/09	DeSean Jackson vs. 49ers (W)	6, 140 (1)
10/21/18	Zach Ertz (TE) vs. Panthers (L)	9, 138 (0)	12/13/09	DeSean Jackson at Giants (W)	6, 178 (1)
10/07/18	Zach Ertz (TE) vs. Vikings (L)	10, 110 (1)	11/22/09	DeSean Jackson at Bears (W)	8, 107 (1)
09/30/18	Zach Ertz (TE) at Titans (L)	10, 112 (0)	11/15/09	Jason Avant at Chargers (L)	8, 156 (0)
	Alshon Jeffery at Titans (L)	8, 105 (1)	10/11/09	Jeremy Maclin* vs. Buccaneers (W)	6, 142 (2)
02/04/18	Corey Clement* (RB) at Patriots (W)	4, 100 (1)	09/27/09	Brent Celek (TE) vs. Chiefs (W)	8, 104 (1)
12/10/17	Torrey Smith at Rams (W)	6, 100 (0)		DeSean Jackson vs. Chiefs (W)	6, 149 (1)
12/03/17	Nelson Agholor at Seahawks (L)	7, 141 (1)	09/20/09	Brent Celek (TE) vs. Saints (L)	8, 104 (0)
11/26/17	Zach Ertz (TE) vs. Bears (W)	10, 103 (1)		DeSean Jackson vs. Saints (L)	4, 101 (1)
01/01/17	Zach Ertz (TE) vs. Cowboys (W)	13, 139 (2)	01/18/09	Kevin Curtis at Cardinals (L)	4, 122 (0)
12/11/16	Zach Ertz (TE) vs. Washington (L)	10, 112 (0)	12/15/08	Jason Avant vs. Browns (W)	5, 101 (0)
09/25/16	Darren Sproles (RB) vs. Steelers (W)	6, 128 (1)	11/02/08	Brent Celek (TE) at Seahawks (W)	6, 131 (0)
09/11/16	Jordan Matthews vs. Browns (W)	7, 114 (1)	09/15/08	DeSean Jackson* at Cowboys (L)	6, 110 (0)
01/03/16	Zach Ertz (TE) at Giants (W)	9, 152 (0)	09/07/08	Hank Baskett vs. Rams (W)	2, 102 (1)
12/26/15	Zach Ertz (TE) vs. Washington (L)	13, 122 (0)		DeSean Jackson* vs. Rams (W) - NFL debut	6, 106 (0)
	Jordan Matthews vs. Washington (L)	6, 104 (1)		Greg Lewis vs. Rams (W)	5, 104 (0)
12/20/15	Jordan Matthews vs. Cardinals (L)	8, 159 (1)	12/02/07	Kevin Curtis vs. Seahawks (L)	6, 111 (1)
11/15/15	Brent Celek (TE) vs. Dolphins (L)	4, 134 (0)	10/28/07	Reggie Brown at Vikings (W)	8, 105 (0)
11/08/15	Jordan Matthews at Cowboys (W)	9, 133 (1)	10/14/07	Kevin Curtis at Jets (W)	5, 121 (1)
09/14/15	Jordan Matthews at Falcons (L)	10, 102 (0)	09/23/07	Kevin Curtis vs. Lions (W)	11, 221 (3)
12/28/14	Jordan Matthews* at Giants (W)	8, 105 (1)		Brian Westbrook (RB) vs. Lions (W)	5, 111 (1)
12/20/14	Zach Ertz (TE) at Washington (L)	15, 115 (0)	01/13/07	Donté Stallworth at Saints (L)	3, 100 (1)
11/27/14	Jeremy Maclin at Cowboys (W)	8, 108 (0)	12/31/06	Hank Baskett* vs. Falcons (W)	7, 177 (1)
11/16/14	Jordan Matthews* at Packers (L)	5, 107 (1)	12/04/06	Donté Stallworth vs. Panthers (W)	4, 111 (1)
11/10/14	Brent Celek (TE) vs. Panthers (W)	5, 116 (0)	11/12/06	Donté Stallworth vs. Washington (W)	6, 139 (1)
	Jordan Matthews* vs. Panthers (W)	7, 138 (2)	10/22/06	Brian Westbrook (RB) at Buccaneers (L)	7, 113 (1)
11/02/14	Jeremy Maclin at Texans (W)	6, 158 (2)	10/15/06	Reggie Brown at Saints (W)	6, 121 (1)
10/26/14	Jeremy Maclin at Cardinals (L)	12, 187 (2)	10/08/06	Hank Baskett* vs. Cowboys (W)	3, 112 (1)
09/21/14	Jeremy Maclin vs. Washington (W)	8, 154 (1)	09/24/06	Reggie Brown at 49ers (W)	5, 106 (0)
09/15/14	Darren Sproles (RB) at Colts (W)	7, 152 (0)	09/17/06	L.J. Smith (TE) vs. Giants (L) (OT)	7, 111 (0)
12/15/13	DeSean Jackson at Vikings (L)	10, 195 (1)	09/10/06	Donté Stallworth at Texans (W)	6, 141 (1)
11/10/13	Riley Cooper at Packers (W)	3, 102 (2)	10/30/05	Terrell Owens at Broncos (L)	3, 154 (1)
11/03/13	Riley Cooper at Raiders (W)	5, 139 (3)	10/02/05	Terrell Owens at Chiefs (W)	11, 171 (1)
	DeSean Jackson at Raiders (W)	5, 150 (1)	09/25/05	Brian Westbrook (RB) vs. Raiders (W)	6, 140 (1)
10/13/13	Riley Cooper at Buccaneers (W)	4, 120 (1)	09/18/05	Terrell Owens vs. 49ers (W)	5, 143 (2)
10/06/13	DeSean Jackson at Giants (W)	7, 132 (1)		L.J. Smith (TE) vs. 49ers (W)	9, 119 (1)
09/15/13	DeSean Jackson vs. Chargers (L)	9, 193 (1)	09/12/05	Terrell Owens at Falcons (L)	7, 112 (0)
	LeSean McCoy (RB) vs. Chargers (L)	5, 114 (0)	02/06/05	Terrell Owens vs. Patriots (L)	9, 122 (0)
09/09/13	DeSean Jackson at Washington (W)	7, 104 (1)	12/05/04	Terrell Owens vs. Packers (W)	8, 161 (1)
12/23/12	Jeremy Maclin vs. Washington (L)	8, 116 (1)		Brian Westbrook (RB) vs. Packers (W)	11, 156 (3)
12/09/12	Jason Avant at Buccaneers (W)	7, 133 (0)	11/21/04	Todd Pinkston vs. Washington (W)	5, 106 (0)
	Jeremy Maclin at Buccaneers (W)	9, 104 (1)	11/15/04	Terrell Owens at Cowboys (W)	6, 134 (3)
11/05/12	DeSean Jackson at Saints (L)	3, 100 (1)	10/31/04	Terrell Owens vs. Ravens (W)	8, 101 (1)
10/14/12	Jeremy Maclin vs. Lions (L)	6, 130 (1)	10/24/04	Terrell Owens at Browns (W) (OT)	4, 109 (2)
09/16/12	Brent Celek (TE) vs. Ravens (W)	8, 157 (0)		Todd Pinkston at Browns (W) (OT)	6, 100 (0)
	DeSean Jackson vs. Ravens (W)	7, 114 (0)	10/17/04	Terrell Owens vs. Panthers (W)	4, 123 (0)
01/01/12	Jeremy Maclin vs. Washington (W)	8, 105 (0)	10/03/04	Terrell Owens at Bears (W)	8, 110 (1)
12/18/11	Brent Celek (TE) vs. Jets (W)	5, 156 (1)	09/26/04	Terrell Owens at Lions (W)	6, 107 (1)
11/27/11	Jason Avant vs. Patriots (L)	8, 110 (1)	12/21/03	Todd Pinkston vs. 49ers (L) (OT)	5, 121 (1)




100+ YARD RECEIVING GAMES (TDs)

09/22/02..... Antonio Freeman vs. Cowboys (W).....6, 118 (1)	12/07/86..... Mike Quick vs. Cardinals (T) (OT).....5, 127 (0)
09/16/02..... James Thrash at Washington (W).....6, 107 (1)	11/30/86..... Mike Quick at Raiders (W) (OT).....8, 145 (3)
12/30/01..... James Thrash vs. Giants (W).....7, 143 (1)	09/21/86..... Kenny Jackson vs. Broncos (L).....5, 127 (1)
12/22/01..... Duce Staley (RB) at 49ers (L).....9, 103 (0)	12/01/85..... Mike Quick vs. Vikings (L).....8, 127 (1)
09/23/01..... James Thrash at Seahawks (W).....10, 165 (2)	11/10/85..... Mike Quick vs. Falcons (W).....3, 145 (1)
12/10/00..... Chad Lewis (TE) at Browns (W).....5, 100 (0)	11/03/85..... Mike Quick at 49ers (L).....6, 146 (1)
10/01/00..... Torrance Small vs. Falcons (W).....4, 122 (1)	10/27/85..... Mike Quick vs. Bills (W).....8, 117 (1)
10/31/99..... Torrance Small vs. Giants (L) (OT).....4, 119 (1)	10/20/85..... Kenny Jackson vs. Cowboys (W).....6, 134 (1)
11/30/97..... Irving Fryar vs. Bengals (W).....7, 122 (0)	10/13/85..... Herman Hunter* (RB) vs. Cardinals (W).....6, 120 (1)
11/23/97..... Irving Fryar vs. Steelers (W).....7, 116 (1)	10/06/85..... John Spagnola (TE) at Saints (L).....12, 124 (2)
11/10/97..... Irving Fryar vs. 49ers (L).....9, 138 (0)	12/16/84..... Mike Quick at Falcons (L).....7, 135 (1)
10/12/97..... Irving Fryar at Jaguars (L).....10, 124 (3)	12/02/84..... John Spagnola (TE) vs. Cowboys (L).....11, 114 (0)
09/28/97..... Irving Fryar at Vikings (L).....9, 120 (1)	11/25/84..... Mike Quick at Cardinals (L).....8, 107 (1)
09/07/97..... Irving Fryar vs. Packers (W).....8, 125 (0)	11/04/84..... Mike Quick at Lions (T) (OT).....5, 110 (1)
08/31/97..... Michael Timpson at Giants (L).....9, 125 (0)	10/28/84..... Mike Quick vs. Cardinals (L).....6, 170 (1)
11/24/96..... Irving Fryar at Cardinals (L).....7, 131 (0)	09/02/84..... Mike Quick at Giants (L).....8, 147 (1)
11/17/96..... Chris T. Jones vs. Washington (L).....7, 103 (1)	12/18/83..... Harold Carmichael at Cardinals (L).....5, 102 (0)
11/03/96..... Irving Fryar at Cowboys (W).....9, 120 (1)	11/27/83..... Melvin Hoover at Washington (L).....4, 128 (0)
10/27/96..... Irving Fryar vs. Panthers (W).....7, 143 (0)	..... Mike Quick at Washington (L).....5, 104 (2)
10/20/96..... Irving Fryar vs. Dolphins (W).....8, 116 (4)	11/06/83..... Mike Quick vs. Cowboys (L).....7, 120 (1)
09/15/96..... Chris T. Jones vs. Lions (W).....9, 121 (1)	10/02/83..... Mike Quick at Falcons (W).....4, 122 (1)
12/30/95..... <i>Fred Barnett vs. Lions (W).....8, 109 (1)</i>	09/25/83..... Mike Quick vs. Cardinals (L).....6, 133 (0)
12/17/95..... Calvin Williams vs. Cardinals (W).....7, 105 (1)	09/18/83..... Mike Quick at Broncos (W).....6, 152 (1)
11/12/95..... Fred Barnett vs. Broncos (W).....7, 105 (0)	09/11/83..... Harold Carmichael vs. Washington (L).....9, 108 (0)
12/24/94..... Calvin Williams at Bengals (L).....6, 122 (0)	..... Mike Quick vs. Washington (L).....4, 106 (1)
11/06/94..... Fred Barnett vs. Cardinals (W).....11, 173 (2)	11/28/82..... Harold Carmichael at Washington (L).....6, 109 (1)
10/24/94..... Fred Barnett vs. Oilers (W).....5, 187 (1)	09/19/82..... Harold Carmichael at Browns (W).....6, 100 (0)
10/02/94..... Calvin Williams at 49ers (W).....9, 122 (0)	11/08/81..... Harold Carmichael at Cardinals (W).....5, 103 (2)
09/12/94..... Fred Barnett vs. Bears (W).....8, 102 (0)	11/01/81..... Harold Carmichael vs. Cowboys (L).....5, 151 (1)
01/03/94..... James Joseph (RB) at 49ers (W) (OT).....6, 109 (0)	10/18/81..... Harold Carmichael at Vikings (L).....8, 109 (1)
12/19/93..... Calvin Williams at Colts (W).....6, 105 (1)	..... Wilbert Montgomery (RB) at Vikings (L).....10, 143 (1)
12/12/93..... Herschel Walker (RB) vs. Bills (L).....11, 109 (0)	12/14/80..... Charlie Smith vs. Cardinals (W).....7, 134 (0)
11/28/93..... Herschel Walker (RB) at Washington (W).....10, 103 (0)	11/09/80..... Charlie Smith at Saints (W).....9, 137 (0)
09/19/93..... Calvin Williams vs. Washington (W).....8, 181 (3)	11/02/80..... Charlie Smith at Seahawks (W).....5, 109 (1)
01/03/93..... <i>Fred Barnett at Saints (W).....4, 102 (2)</i>	09/28/80..... Harold Carmichael at Cardinals (L).....5, 108 (0)
12/13/92..... Fred Barnett at Seahawks (W) (OT).....9, 161 (0)	09/07/80..... Harold Carmichael vs. Broncos (W).....3, 135 (1)
09/20/92..... Fred Barnett vs. Broncos (W).....5, 102 (1)	12/23/79..... <i>Harold Carmichael vs. Bears (W).....6, 111 (2)</i>
..... Calvin Williams vs. Broncos (W).....5, 108 (2)	09/10/79..... Harold Carmichael vs. Falcons (L).....9, 127 (0)
09/13/92..... Fred Barnett at Cardinals (W).....8, 193 (2)	12/24/78..... <i>Charlie Smith at Falcons (L).....7, 108 (0)</i>
11/17/91..... Fred Barnett vs. Bengals (W).....6, 108 (0)	12/03/78..... Harold Carmichael at Vikings (L).....4, 115 (2)
11/10/91..... Fred Barnett at Browns (W).....8, 146 (1)	11/19/78..... Harold Carmichael at Giants (W).....5, 105 (0)
09/22/91..... Roy Green vs. Steelers (W).....6, 114 (0)	10/29/78..... Harold Carmichael vs. Cardinals (L).....7, 126 (1)
09/15/91..... Fred Barnett at Cowboys (W).....7, 111 (1)	10/22/78..... Keith Krepfle (TE) at Cowboys (L).....4, 100 (1)
09/01/91..... Keith Byars (RB) at Packers (W).....8, 111 (1)	10/30/77..... Harold Carmichael at Washington (L).....4, 116 (1)
01/05/91..... <i>Keith Jackson (TE) vs. Washington (L).....5, 116 (0)</i>	11/09/75..... Charlie Smith vs. Cardinals (L).....7, 102 (0)
12/16/90..... Fred Barnett* vs. Packers (W).....5, 108 (0)	12/08/74..... Charle Young (TE) at Giants (W).....9, 103 (1)
12/02/90..... Fred Barnett* at Bills (L).....2, 112 (1)	11/17/74..... Charle Young (TE) vs. Cardinals (L).....7, 101 (0)
11/25/90..... Keith Byars (RB) vs. Giants (W).....8, 128 (0)	12/16/73..... Harold Carmichael at Washington (L).....4, 111 (0)
10/15/90..... Fred Barnett* vs. Vikings (W).....4, 114 (1)	..... Charle Young* (TE) at Washington (L).....5, 104 (1)
09/30/90..... Keith Byars (RB) vs. Colts (L).....12, 133 (0)	12/09/73..... Harold Carmichael vs. Jets (W).....5, 146 (1)
12/18/89..... Keith Byars (RB) at Saints (L).....6, 109 (0)	12/02/73..... Charle Young* (TE) at 49ers (L).....6, 112 (1)
10/02/89..... Cris Carter at Bears (L).....8, 113 (0)	11/18/73..... Charle Young* (TE) at Cowboys (L).....4, 113 (1)
09/17/89..... Keith Byars (RB) at Washington (W).....8, 130 (0)	11/11/73..... Harold Carmichael vs. Falcons (L).....6, 105 (1)
..... Keith Jackson (TE) at Washington (W).....12, 126 (3)	11/04/73..... Charle Young* (TE) vs. Patriots (W).....8, 108 (2)
09/10/89..... Mike Quick vs. Seahawks (W).....6, 140 (1)	10/14/73..... Harold Carmichael at Cardinals (W).....12, 187 (2)
12/31/88..... <i>Keith Byars (RB) at Bears (L).....9, 103 (0)</i>	09/30/73..... Norm Bulaich vs. Washington (L).....6, 109 (1)
..... <i>Keith Jackson* (TE) at Bears (L).....7, 142 (0)</i>	09/23/73..... Harold Carmichael at Giants (T).....5, 103 (1)
10/10/88..... Cris Carter vs. Giants (W).....5, 162 (1)	12/17/72..... Harold Carmichael at Cardinals (L).....5, 100 (1)
09/18/88..... Mike Quick at Washington (L).....4, 105 (1)	11/26/72..... Harold Jackson at Giants (L).....5, 152 (1)
12/20/87..... Mike Quick at Jets (W).....6, 148 (2)	10/02/72..... Harold Jackson vs. Giants (L).....9, 138 (0)
11/29/87..... Mike Quick at Patriots (W) (OT).....5, 121 (2)	09/24/72..... Harold Jackson vs. Browns (L).....7, 131 (1)
10/18/87..... Otis Grant at Packers (L) (OT).....7, 135 (0)	09/17/72..... Harold Jackson at Cowboys (L).....9, 161 (0)
10/11/87..... Kevin Bowman at Cowboys (L).....5, 123 (1)	12/19/71..... Harold Jackson at Giants (W).....7, 145 (1)




100+ YARD RECEIVING GAMES (TDs)

12/12/71 ..... Harold Jackson vs. Cardinals (W).....4, 109 (1)	12/02/62 ..... Pete Retzlaff (TE) at Washington (W) .....8, 135 (1)
11/28/71 ..... Ben Hawkins vs. Washington (L).....7, 126 (0)	11/25/62 ..... Tommy McDonald vs. Cowboys (W).....3, 108 (1)
11/21/71 ..... Harold Jackson at Cardinals (W).....8, 117 (1)	Pete Retzlaff (TE) vs. Cowboys (W).....4, 113 (0)
09/19/71 ..... Ben Hawkins at Bengals (L).....7, 118 (2)	10/28/62 ..... Timmy Brown (RB) at Vikings (L).....5, 174 (1)
11/01/70 ..... Ben Hawkins at Cowboys (L).....2, 105 (1)	10/21/62 ..... Howard Cassidy vs. Washington (L).....8, 133 (2)
10/11/70 ..... Harold Jackson at Giants (L).....7, 194 (2)	10/14/62 ..... Tommy McDonald at Cowboys (L).....7, 131 (0)
12/07/69 ..... Ben Hawkins vs. Washington (L).....4, 112 (0)	09/30/62 ..... Tommy McDonald vs. Browns (W).....6, 140 (1)
11/30/69 ..... Gary Ballman at Saints (L).....4, 119 (1)	09/23/62 ..... Timmy Brown (RB) vs. Giants (L).....9, 160 (1)
11/23/69 ..... Harold Jackson at Cardinals (W).....8, 127 (0)	09/16/62 ..... Pete Retzlaff (TE) vs. Cardinals (L).....4, 126 (0)
11/09/69 ..... Harold Jackson at Washington (T).....8, 112 (0)	12/17/61 ..... Pete Retzlaff (TE) at Lions (W).....9, 105 (1)
10/26/69 ..... Harold Jackson vs. Saints (W).....6, 105 (0)	12/10/61 ..... Tommy McDonald vs. Giants (L).....7, 237 (2)
10/19/69 ..... Harold Jackson at Cowboys (L).....3, 107 (1)	11/26/61 ..... Tommy McDonald vs. Cowboys (W).....5, 131 (3)
10/13/69 ..... Harold Jackson at Colts (L).....8, 138 (1)	11/05/61 ..... Tommy McDonald vs. Bears (W).....6, 109 (1)
10/05/69 ..... Gary Ballman vs. Cowboys (L).....5, 108 (0)	10/29/61 ..... Tommy McDonald at Washington (W) .....7, 141 (1)
09/28/69 ..... Ben Hawkins vs. Steelers (W).....7, 145 (4)	Pete Retzlaff (TE) at Washington (W) .....7, 125 (2)
11/10/68 ..... Fred Hill (TE) vs. Washington (L).....9, 114 (0)	10/01/61 ..... Tommy McDonald vs. Cardinals (L).....11, 187 (0)
10/27/68 ..... Ben Hawkins at Steelers (L).....7, 108 (0)	Bobby Walston vs. Cardinals (L).....2, 127 (0)
10/06/68 ..... Ben Hawkins at Washington (L).....6, 105 (1)	12/18/60 ..... Timmy Brown (RB) at Washington (W).....5, 128 (1)
09/29/68 ..... Ben Hawkins vs. Cowboys (L).....6, 103 (0)	Tommy McDonald at Washington (W).....2, 116 (2)
12/03/67 ..... Ben Hawkins at Washington (T).....5, 151 (2)	Pete Retzlaff (TE) at Washington (W) .....5, 110 (1)
10/22/67 ..... Ben Hawkins at Cardinals (L).....6, 197 (1)	12/11/60 ..... Timmy Brown (RB) at Steelers (L) .....3, 112 (1)
10/15/67 ..... Ben Hawkins vs. 49ers (L).....6, 150 (1)	12/04/60 ..... Pete Retzlaff (TE) at Cardinals (W).....5, 123 (1)
10/01/67 ..... Ben Hawkins vs. Steelers (W).....8, 187 (2)	11/20/60 ..... Bobby Walston at Giants (W).....6, 119 (0)
09/17/67 ..... Gary Ballman vs. Washington (W).....4, 105 (2)	11/06/60 ..... Tommy McDonald vs. Steelers (W).....8, 141 (3)
Ben Hawkins vs. Washington (W).....5, 100 (0)	10/09/60 ..... Pete Retzlaff (TE) vs. Cardinals (W).....7, 132 (2)
09/25/66 ..... Pete Retzlaff (TE) vs. Giants (W).....5, 120 (1)	12/06/59 ..... Tommy McDonald at Washington (W) .....9, 153 (3)
12/05/65 ..... Ray Poage vs. Cowboys (L).....5, 142 (1)	11/15/59 ..... Pete Retzlaff (TE) vs. Cardinals (W).....5, 137 (1)
Pete Retzlaff (TE) vs. Cowboys (L).....6, 118 (0)	10/25/59 ..... Tommy McDonald at Cardinals (W) .....3, 122 (2)
11/28/65 ..... Pete Retzlaff (TE) at Cardinals (W) .....9, 148 (3)	10/04/59 ..... Tommy McDonald vs. Giants (W).....6, 133 (3)
11/14/65 ..... Pete Retzlaff (TE) vs. Washington (W).....7, 204 (0)	12/14/58 ..... Tommy McDonald at Washington (L) .....4, 148 (0)
11/07/65 ..... Pete Retzlaff (TE) at Browns (L).....7, 151 (3)	11/16/58 ..... Bill Barnes (RB) vs. Cardinals (W).....7, 109 (0)
10/17/65 ..... Pete Retzlaff (TE) at Giants (L).....6, 133 (1)	10/26/58 ..... Pete Retzlaff (TE) at Packers (L).....6, 121 (0)
09/26/65 ..... Timmy Brown (RB) vs. Giants (L) .....8, 106 (0)	10/14/56 ..... Bobby Walston at Steelers (W) .....4, 108 (1)
09/19/65 ..... Timmy Brown (RB) vs. Cardinals (W).....7, 129 (1)	09/30/56 ..... Bobby Walston at Rams (L).....5, 115 (0)
12/13/64 ..... Pete Retzlaff (TE) at Cardinals (L) .....6, 106 (1)	12/11/55 ..... Pete Pihos at Bears (L) .....11, 114 (0)
11/29/64 ..... Pete Retzlaff (TE) at Browns (L).....5, 100 (1)	12/04/55 ..... Pete Pihos vs. Cardinals (W).....10, 127 (1)
11/08/64 ..... Pete Retzlaff (TE) at Rams (L).....6, 105 (0)	11/27/55 ..... Pete Pihos vs. Rams (L).....6, 103 (1)
10/25/64 ..... Bill Mack at Steelers (W).....3, 104 (1)	11/13/55 ..... Bill Stribling vs. Browns (W).....6, 123 (2)
10/04/64 ..... Timmy Brown (RB) vs. Steelers (W).....2, 110 (2)	11/06/55 ..... Pete Pihos at Washington (W) .....8, 119 (1)
09/20/64 ..... Pete Retzlaff (TE) vs. 49ers (L) .....8, 121 (1)	12/12/54 ..... Pete Pihos vs. Giants (W0) .....8, 119 (1)
09/13/64 ..... Pete Retzlaff (TE) vs. Giants (W) .....6, 139 (1)	11/28/54 ..... Jerry Williams (RB) vs. Washington (W0) .....6, 163 (1)
10/13/63 ..... Tommy McDonald at Washington (W) .....8, 139 (2)	11/07/54 ..... Dom Moselle (RB) vs. Cardinals (W) .....7, 100 (1)
10/06/63 ..... Pete Retzlaff (TE) vs. Cowboys (W) .....4, 107 (0)	10/23/54 ..... Pete Pihos at Steelers (L).....7, 111 (1)
09/15/63 ..... Tommy McDonald vs. Steelers (T).....7, 179 (2)	10/17/54 ..... Pete Pihos at Washington (W) .....9, 132 (3)
12/16/62 ..... Timmy Brown (RB) at Cardinals (L) .....5, 199 (2)	10/03/54 ..... Bobby Walston at Cardinals (W).....5, 110 (3)
Tommy McDonald at Cardinals (L).....4, 162 (3)	Jerry Williams (RB) at Cardinals (W).....5, 166 (1)
12/09/62 ..... Pete Retzlaff (TE) vs. Steelers (L) .....7, 122 (2)	11/21/53 ..... Pete Pihos vs. Cardinals (W).....7, 113 (0)



PETE RETZLAFF



TOMMY McDONALD



100+ YARD RECEIVING GAMES (TDs)

11/15/53	Pete Pihos vs. Colts (W)	7, 118 (1)
	Bobby Walston vs. Colts (W)	7, 110 (0)
11/08/53	Pete Pihos vs. Giants (W)	7, 145 (2)
	Bobby Walston vs. Giants (W)	8, 176 (2)
10/25/53	Pete Pihos at Cardinals (W)	8, 156 (1)
10/10/53	Bobby Walston at Browns (L)	4, 110 (0)
12/07/52	Bud Grant vs. Texans (W)	11, 203 (2)
11/30/52	Bud Grant at Cardinals (L)	8, 186 (1)
11/23/52	Bobby Walston at Browns (W)	4, 121 (1)
10/12/52	Bud Grant vs. Steelers (W)	5, 111 (1)
09/28/52	Bud Grant at Steelers (W)	4, 135 (1)
10/21/51	Bobby Walston* at Giants (L)	6, 118 (2)
10/22/50	Jack Ferrante at Steelers (W)	5, 118 (0)
10/15/50	Jack Ferrante at Colts (W)	6, 103 (0)
10/07/50	Jack Ferrante vs. Rams (W)	4, 101 (2)
11/13/49	Clyde Scott* (RB) at Washington (W)	4, 127 (1)
12/12/48	Jack Ferrante vs. Lions (W)	7, 184 (3)
11/28/48	Pete Pihos vs. Steelers (W)	7, 112 (1)
11/07/48	Pete Pihos at Giants (W)	5, 128 (2)
12/14/47	Pete Pihos* vs. Packers (W)	4, 108 (1)
11/11/45	Jack Ferrante vs. Giants (W)	5, 135 (2)
10/28/45	Jack Ferrante vs. Rams (W)	5, 101 (1)
12/05/43	Tony Bova vs. Packers (L)	3, 106 (2)
11/01/42	Fred Meyer* at Washington (L)	4, 119 (0)
12/01/40	Don Looney* at Washington (L)	14, 180 (0)
10/26/40	Lester McDonald vs. Dodgers (L)	6, 102 (0)
09/22/40	Don Looney* at Rams (L)	8, 129 (2)
09/15/40	Don Looney* at Packers (L)	8, 115 (1)
11/19/39	Herschel Ramsey at Bears (L)	8, 131 (1)
09/11/38	Joe Carter vs. Washington (L)	6, 116 (2)
11/14/37	Joe Carter at Packers (L)	6, 139 (1)

\* Rookie | Playoff Game

NFL RECORDS HELD BY EAGLES

**MOST TOUCHDOWN PASSES, Game**

**7** Nick Foles (11/3/13 at Raiders) and Adrian Burk (10/17/54 at Washington); *tied with Drew Brees, Saints (2015), Peyton Manning, Broncos (2013), Joe Kapp, Vikings (1969), Y.A. Tittle, Giants (1962), George Blanda, Houston Oilers (1961) and Sid Luckman, Bears (1943)*

**MOST CONSECUTIVE COMPLETIONS**

**25** Nick Foles (12/30/18 at Washington); *tied with Philip Rivers, Chargers (25 vs. Cardinals, 2018) and Ryan Tannehill, Dolphins (7 at Texans, 2015)*

**LONGEST TOUCHDOWN PASS**

**99t** Ron Jaworski to Mike Quick (11/10/85 vs. Falcons) (OT); *tied with many others*

**MOST INTERCEPTIONS RETURNED FOR TD, Season**

**4** Eric Allen, 1993; *tied with Jim Kearney, Chiefs (1972) and Ken Houston, Houston Oilers (1971)*

**MOST INTERCEPTIONS, Game**

**4** Russ Craft (9/24/50 at Chi. Cardinals); *tied with 17 others*

**MOST KICKOFF RETURN TOUCHDOWNS, Game**

**2** Timmy Brown (11/6/66 vs. Cowboys), 93 and 90 yards; *tied with Josh Cribbs, Browns (2009), Andre Davis, Texans (2007), Devin Hester, Bears (2006), Chad Morton, Jets (2002), Tyrone Hughes, Saints (1994), Ron Brown, Rams (1985) and Travis Williams, Packers (1967)*

**MOST 50+ YARD TOUCHDOWNS, Season**

**8** DeSean Jackson (2009); *tied with Devin Hester, Bears (2007) and Elroy "Crazy Legs" Hirsch, Rams (1951)*



SCRIMMAGE YARDS CAREER

Rk	Player	G	Touches	Yds	Avg	Yds/G	TD
1.	Brian Westbrook (RB) (2002-09)	107	1,734	9,785	5.6	91.4	66
2.	LeSean McCoy (RB) (2009-14)	90	1,761	9,074	5.2	100.8	54
3.	Harold Carmichael (WR) (1971-83)	180	598	9,042	15.1	50.2	79
4.	Wilbert Montgomery (RB) (1977-84)	100	1,731	8,985	5.2	89.9	57
5.	Pete Retzlaff (TE) (1956-66)	132	458	7,408	16.2	56.1	47
6.	Duce Staley (RB) (1997-2003)	98	1,475	7,305	5.0	74.5	32
7.	Timmy Brown (B) (1960-67)	96	1,081	7,049	6.5	73.4	55
8.	DeSean Jackson (WR) (2008-13, '19-20)	95	437	6,897	15.8	72.6	38
9.	Mike Quick (WR) (1982-90)	101	364	6,459	17.7	64.0	61
10.	Steve Van Buren (B) (1944-51)	83	1,365	6,383	4.7	76.9	72
11.	Zach Ertz (TE) (2013-21)	123	579	6,267	10.8	51.0	38
12.	Keith Byars (RB) (1986-92)	105	1,121	6,204	5.5	59.1	30
13.	Pete Pihos (E) (1947-55)	107	382	5,615	14.7	52.5	61
14.	Tommy McDonald (FL) (1957-63)	88	304	5,521	18.2	62.7	66
15.	Bobby Walston (WR/K) (1951-62)	148	315	5,375	17.1	36.3	46
16.	Ricky Watters (RB) (1995-97)	48	1,136	5,112	4.5	106.5	32
17.	Brent Celek (TE) (2007-17)	175	398	4,998	12.6	28.6	31
18.	Jeremy Maclin (WR) (2009-14)	75	349	4,801	13.8	64.0	36
19.	Ben Hawkins (FL) (1966-73)	102	271	4,772	17.6	46.8	32
20.	Tom Woodeshick (B) (1963-71)	111	956	4,736	5.0	42.7	27

TOUCHES CAREER

Rk	Player	Touches
1.	LeSean McCoy (2009-14)	1,761
2.	Brian Westbrook (2002-09)	1,734
3.	Wilbert Montgomery (1977-84)	1,731
4.	Duce Staley (1997-2003)	1,475
5.	Steve Van Buren (B) (1944-51)	1,365

YARDS/TOUCH CAREER

Rk	Player	Avg
1.	Timmy Brown (B) (1960-67)	6.5
2.	Brian Westbrook (2002-09)	5.6
3.	Keith Byars (1986-92)	5.5
4.	Wilbert Montgomery (1977-84)	5.2
5.	LeSean McCoy (2009-14)	5.2

SCRIMMAGE YARDS SEASON

Rk	Player	Touches	Yds	Avg	Yds/G	TD
1.	LeSean McCoy (2013)	366	2,146	5.9	134.1	11
2.	Brian Westbrook (2007)	368	2,104	5.7	140.3	12
3.	Wilbert Montgomery (1979)	379	2,006	5.3	125.4	14
4.	Wilbert Montgomery (1981)	335	1,923	5.7	128.2	10
5.	Brian Westbrook (2006)	317	1,916	6.0	127.7	11
6.	Ricky Watters (1996)	404	1,855	4.6	115.9	13
7.	Ricky Watters (1995)	399	1,707	4.3	106.7	12
8.	LeSean McCoy (2010)	285	1,672	5.9	111.5	9
9.	LeSean McCoy (2011)	321	1,624	5.1	108.3	20
10.	Duce Staley (2002)	320	1,570	4.9	98.1	8

TOUCHES SEASON

Rk	Player	Touches
1.	Ricky Watters (1996)	404
2.	Ricky Watters (1995)	399
3.	Wilbert Montgomery (1979)	379
4.	Brian Westbrook (2007)	368
5t.	LeSean McCoy (2013)	366
	Duce Staley (1999)	366

YARDS/TOUCH SEASON

Rk	Player	Avg
1.	Timmy Brown (1965)	7.4
2.	Timmy Brown (1962)	7.4
3.	Herschel Walker (1994)	6.3
4.	Steve Van Buren (1945)	6.2
5.	Brian Westbrook (2003)	6.1

SCRIMMAGE YARDS GAME

Rk	Player	Yds
1.	Duce Staley (9/3/00 at Cowboys)	262
2.	Timmy Brown (12/16/62 at Cardinals)	249
3t.	Wilbert Montgomery (11/4/79 vs. Browns)	237
	Tommy McDonald (12/10/61 vs. Giants)	237
5.	Duce Staley (11/11/01 vs. Vikings)	231

TOUCHES GAME

Rk	Player	Touches
1t.	Brian Westbrook (12/7/08 at Giants)	39
	Ricky Watters (12/10/95 vs. Cowboys)	39
	Heath Sherman (11/12/90 vs. Washington)	39
4.	Heath Sherman (10/6/91 at Buccaneers)	37
5.	Ricky Watters (10/8/95 vs. Washington) (OT)	36



**SACKS CAREER**

Rk	Player	Sacks
1.	Reggie White (DE) (1985-92).....	124.0
2.	Trent Cole (DE/LB) (2005-14).....	85.5
3.	Clyde Simmons (DE) (1986-93).....	76.0
4.	<b>Brandon Graham (DE) (2010-)</b> .....	<b>59.0</b>
5.	<b>Fletcher Cox (DT) (2012-)</b> .....	<b>58.0</b>
6.	Hugh Douglas (DE) (1998-2002, '04).....	54.5
7.	Greg Brown (DE) (1982-86).....	50.5
8.	Andy Harmon (DT) (1991-97).....	39.5
9.	Seth Joyner (LB) (1986-93).....	37.0
10.	William Fuller (DE) (1994-96).....	35.5
11.	Dennis Harrison (DE) (1978-84).....	34.0
12.	William Thomas (LB) (1991-99).....	33.0
13.	Ken Clarke (DT) (1982-87).....	32.5
14.	Corey Simon (DT) (2000-04).....	32.0
15t.	Connor Barwin (DE/LB) (2013-16).....	31.5
	Juqua Parker (DE) (2005-11).....	31.5
	Mike Mamula (DE) (1995-2000).....	31.5
18.	Vinny Curry (DE) (2012-17, '19-20).....	30.0
19.	Jerome Brown (DT) (1987-91).....	29.5
20.	Darwin Walker (DT) (2000-06).....	27.5

**Note:** Only includes figures since 1982 (when sacks became an official NFL statistic)

**SACKS SEASON**

Rk	Player	Sacks
1.	Reggie White (DE) (1987).....	21.0
2.	Clyde Simmons (DE) (1992).....	19.0
3t.	Jason Babin (DE) (2011).....	18.0
	Reggie White (DE) (1988).....	18.0
	Reggie White (DE) (1986).....	18.0
6.	Greg Brown (DE) (1984).....	16.0
7.	Clyde Simmons (DE) (1989).....	15.5
8t.	Hugh Douglas (DE) (2000).....	15.0
	Reggie White (DE) (1991).....	15.0
10.	Connor Barwin (LB) (2014).....	14.5

**SACKS GAME**

Rk	Player	Sacks
1t.	Hugh Douglas (DE) (10/18/98 at Chargers).....	4.5
	Clyde Simmons (DE) (9/15/91 at Cowboys).....	4.5
3t.	Reggie White (DE) (9/25/88 at Vikings).....	4.0
	Reggie White (DE) (11/30/86 at L.A. Raiders).....	4.0
	Reggie White (DE) (11/2/86 at StL Cardinals).....	4.0
	Garry Cobb (LB) (10/5/86 at Falcons).....	4.0
	Greg Brown (DE) (12/16/84 at Falcons).....	4.0



REGGIE WHITE

**GAMES WITH 3.0 SACKS**

**3.0-SACK GAMES, Career**

Rk	Player	Games
1.	Reggie White (1985-92).....	9
2.	Clyde Simmons (1986-93).....	4
3t.	Trent Cole (2005-14).....	3
	Jason Babin (2009, '11-12).....	3
5t.	<b>Fletcher Cox (2012-)</b> .....	<b>2</b>
	<i>Several others tied</i> .....	2

\*Includes playoff games\*

**3.0-SACK GAMES, Season**

Rk	Player	Games
1t.	Jason Babin (2011).....	3
	Reggie White (1986).....	3
3t.	Connor Barwin (2014).....	2
	Clyde Simmons (1992).....	2
	Dennis Harrison (1983).....	2

\*Regular season only\*

**GAMES WITH MULTIPLE SACKS**

**MULTI-SACK GAMES, Career**

Rk	Player	Games
1.	Reggie White (1985-92).....	38
2.	Clyde Simmons (1986-93).....	22
3.	Trent Cole (2005-14).....	20
4t.	<b>Brandon Graham (2010-)</b> .....	<b>13</b>
	Hugh Douglas (1998-2002, '04).....	13

\*Includes playoff games\*

**MULTI-SACK GAMES, Season**

Rk	Player	Games
1.	Reggie White (1987).....	9
2.	Clyde Simmons (1992).....	7
3t.	Jason Babin (2011).....	6
	Reggie White (1988).....	6
5t.	Hugh Douglas (2000).....	5
	Clyde Simmons (1991).....	5

\*Regular season only\*

**CONSECUTIVE MULTI-SACK GAMES**

Rk	Player	Games
1.	Reggie White (1987).....	4
2t.	Jason Babin (2011).....	3
	William Fuller (1995).....	3
	Andy Harmon (1995).....	3
	Reggie White (1986).....	3
	Dennis Harrison (1982).....	3

**CONSECUTIVE GAMES WITH A SACK**

Rk	Player	Games
1t.	Reggie White (1987-88).....	8
	Reggie White (1986-87).....	8
3t.	William Fuller (1994).....	7
	Dennis Harrison (1982).....	7
5.	Clyde Simmons (1992).....	6



MULTI-SACK GAMES (SINCE 1982)

01/16/22.....	Ryan Kerrigan at Buccaneers (L).....	1.5	10/30/11.....	Jason Babin vs. Cowboys (W).....	2.0
01/02/22.....	Josh Sweat at Washington (W).....	1.5	10/02/11.....	Jason Babin vs. 49ers (L).....	3.0
12/21/21.....	Fletcher Cox vs. Washington (W).....	2.0	09/18/11.....	Cullen Jenkins at Falcons (L).....	2.0
12/05/21.....	Josh Sweat at Jets (W).....	1.5	09/11/11.....	Jason Babin at Rams (W).....	2.0
10/31/21.....	Josh Sweat at Lions (W).....	2.0	11/28/10.....	Trent Cole at Bears (L).....	2.0
09/27/21.....	Javon Hargrave at Cowboys (L).....	2.0	10/17/10.....	Trent Cole vs. Falcons (W).....	2.0
09/12/21.....	Javon Hargrave at Falcons (W).....	2.0	09/26/10.....	Trent Cole at Jaguars (W).....	2.0
12/13/20.....	Javon Hargrave vs. Saints (W).....	2.0		Trevor Laws at Jaguars (W).....	2.0
	Josh Sweat vs. Saints (W).....	2.0	09/12/10.....	Juqua Parker vs. Packers (L).....	2.0
10/18/20.....	Brandon Graham vs. Ravens (L).....	2.0	12/20/09.....	Trent Cole vs. 49ers (W).....	2.0
09/27/20.....	Derek Barnett vs. Bengals (T).....	2.0	12/13/09.....	Darren Howard at Giants (W).....	2.0
	Brandon Graham vs. Bengals (T).....	2.0	10/26/09.....	Trent Cole at Washington (W).....	2.0
	Jalen Mills vs. Bengals (T).....	1.5	09/13/09.....	Darren Howard at Panthers (W).....	2.0
12/29/19.....	Derek Barnett at Giants (W).....	2.0	12/28/08.....	Chris Clemons vs. Cowboys (W).....	2.0
12/09/19.....	Vinny Curry vs. Giants (W).....	2.0	11/16/08.....	Trent Cole at Bengals (T).....	2.0
11/24/19.....	Brandon Graham vs. Seahawks (L).....	1.5		Darren Howard at Bengals (T).....	2.0
	Malcolm Jenkins vs. Seahawks (L).....	2.0	11/02/08.....	Darren Howard at Seahawks (W).....	1.5
10/27/19.....	Fletcher Cox at Bills (W).....	1.5	09/21/08.....	Omar Gaither vs. Steelers (W).....	1.5
10/06/19.....	Brandon Graham vs. Jets (W).....	3.0		Darren Howard vs. Steelers (W).....	2.0
	Orlando Scandrick vs. Jets (W).....	2.0		Juqua Parker vs. Steelers (W).....	2.5
12/30/18.....	Fletcher Cox at Washington (W).....	3.0	12/09/07.....	Trent Cole vs. Giants (L).....	2.0
12/23/18.....	Chris Long vs. Texans (W).....	2.0	10/28/07.....	Trent Cole at Vikings (W).....	2.0
12/09/18.....	Michael Bennett at Cowboys (L).....	1.5	09/23/07.....	Brodrick Bunkley vs. Lions (W).....	2.0
	Fletcher Cox at Cowboys (L).....	1.5		Trent Cole vs. Lions (W).....	3.5
11/11/18.....	Michael Bennett vs. Cowboys (L).....	2.0		Juqua Parker vs. Lions (W).....	2.0
	Brandon Graham vs. Cowboys (L).....	1.5	09/09/07.....	Trent Cole at Packers (L).....	1.5
10/28/18.....	Jordan Hicks at Jaguars (W).....	1.5	01/13/07.....	Darwin Walker at Saints (L).....	2.0
	Chris Long at Jaguars (W).....	2.0	12/31/06.....	Matt McCoy vs. Falcons (W).....	2.0
09/23/18.....	Derek Barnett vs. Colts (W).....	1.5		Juqua Parker vs. Falcons (W).....	2.0
09/06/18.....	Fletcher Cox vs. Falcons (W).....	1.5	11/19/06.....	Trent Cole vs. Titans (L).....	1.5
	Jordan Hicks vs. Falcons (W).....	1.5	10/08/06.....	Darren Howard vs. Cowboys (W).....	2.0
12/03/17.....	Brandon Graham at Seahawks (L).....	1.5		Darwin Walker vs. Cowboys (W).....	3.0
11/19/17.....	Derek Barnett* at Cowboys (W).....	2.0	09/17/06.....	Trent Cole vs. Giants (L).....	2.0
10/23/17.....	Derek Barnett* vs. Washington (W).....	2.0		Jevon Kearse vs. Giants (L).....	2.5
09/10/17.....	Brandon Graham at Washington (W).....	2.0		Mike Patterson vs. Giants (L).....	1.5
12/11/16.....	Fletcher Cox vs. Washington (L).....	1.5	09/10/06.....	Trent Cole at Texans (W).....	2.0
09/25/16.....	Fletcher Cox vs. Steelers (W).....	2.0	11/20/05.....	Trent Cole* at Giants (L).....	2.0
12/26/15.....	Fletcher Cox vs. Washington (L).....	2.0		Jevon Kearse at Giants (L).....	2.5
12/06/15.....	Connor Barwin at Patriots (W).....	2.0	11/14/05.....	Trent Cole* vs. Cowboys (L).....	2.0
	Brandon Graham at Patriots (W).....	2.0	09/12/05.....	Brian Dawkins at Falcons (L).....	1.5
11/26/15.....	Vinny Curry at Lions (L).....	2.0		Darwin Walker at Falcons (L).....	1.5
11/08/15.....	Brandon Graham at Cowboys (W).....	2.0	01/23/05.....	Derrick Burgess vs. Falcons (W).....	2.0
10/11/15.....	Fletcher Cox vs. Saints (W).....	3.0	12/05/04.....	Corey Simon vs. Packers (W).....	2.0
11/23/14.....	Connor Barwin vs. Titans (W).....	2.0		Darwin Walker vs. Packers (W).....	2.0
	Trent Cole vs. Titans (W).....	2.0	11/28/04.....	Corey Simon at Giants (W).....	2.0
11/10/14.....	Connor Barwin vs. Panthers (W).....	3.5	11/07/04.....	Sam Rayburn at Steelers (L).....	2.0
	Brandon Graham vs. Panthers (W).....	1.5	10/31/04.....	Jevon Kearse vs. Ravens (W).....	2.0
10/12/14.....	Connor Barwin vs. Giants (W).....	3.0	09/26/04.....	Jevon Kearse at Lions (W).....	3.0
	Vinny Curry vs. Giants (W).....	2.0	11/16/03.....	Darwin Walker vs. Giants (W).....	1.5
10/05/14.....	Connor Barwin vs. Rams (W).....	2.0	12/21/02.....	N.D. Kalu at Cowboys (W).....	2.0
12/22/13.....	Trent Cole vs. Bears (W).....	3.0	12/08/02.....	Brandon Whiting at Seahawks (W).....	2.0
	Mychal Kendricks vs. Bears (W).....	2.0	12/01/02.....	Hugh Douglas vs. Rams (W).....	2.0
12/01/13.....	Trent Cole vs. Cardinals (W).....	2.0		N.D. Kalu vs. Rams (W).....	3.0
	Brandon Graham vs. Cardinals (W).....	2.0	11/03/02.....	Hugh Douglas at Bears (W).....	2.0
11/17/13.....	Trent Cole vs. Washington (W).....	2.0	10/20/02.....	Carlos Emmons vs. Buccaneers (W).....	2.0
12/13/12.....	Fletcher Cox* vs. Bengals (L).....	1.5	12/09/01.....	Derrick Burgess at Chargers (W).....	2.0
	Brandon Graham vs. Bengals (L).....	2.5	11/29/01.....	Corey Simon at Chiefs (W).....	2.0
12/02/12.....	Brandon Graham at Cowboys (L).....	1.5	11/25/01.....	Corey Simon vs. Washington (L).....	2.0
09/23/12.....	Jason Babin at Cardinals (L).....	1.5	11/18/01.....	Troy Vincent at Cowboys (W).....	1.5
12/18/11.....	Jason Babin vs. Jets (W).....	3.0	11/11/01.....	Hugh Douglas vs. Vikings (W).....	2.5
12/11/11.....	Jason Babin at Dolphins (W).....	3.0	11/04/01.....	Hugh Douglas vs. Cardinals (W).....	2.0
	Trent Cole at Dolphins (W).....	3.0	09/23/01.....	Brandon Whiting at Seahawks (W).....	2.0
12/01/11.....	Jason Babin at Seahawks (L).....	2.0	12/31/00.....	Hugh Douglas vs. Buccaneers (W).....	2.0



MULTI-SACK GAMES (SINCE 1982)

11/19/00..... Brian Dawkins vs. Cardinals (W).....	2.0	11/08/92..... Reggie White at Giants (W).....	3.5
Corey Simon* vs. Cardinals (W).....	1.5	Clyde Simmons vs. Raiders (W).....	1.5
Jeremiah Trotter vs. Cardinals (W).....	2.0	Reggie White vs. Raiders (W).....	1.5
11/05/00..... Brandon Whiting vs. Cowboys (W).....	1.5	10/11/92..... Clyde Simmons at Chiefs (L).....	2.0
10/22/00..... Hugh Douglas vs. Bears (W).....	1.5	10/05/92..... Reggie White vs. Cowboys (W).....	2.0
10/08/00..... Hugh Douglas vs. Washington (L).....	2.0	09/20/92..... Clyde Simmons vs. Broncos (W).....	1.5
09/24/00..... Corey Simon* at Saints (W).....	2.0	09/13/92..... Clyde Simmons at Cardinals (W).....	3.0
09/17/00..... Hugh Douglas at Packers (L).....	2.5	12/22/91..... Reggie White vs. Washington (W).....	2.0
09/03/00..... Hugh Douglas at Cowboys (W).....	2.0	12/08/91..... Clyde Simmons at Giants (W).....	2.0
01/02/00..... Tyrone Williams vs. Rams (W).....	2.0	12/02/91..... Seth Joyner at Oilers (W).....	2.0
12/19/99..... Mike Mamula vs. Patriots (W).....	3.0	11/17/91..... Clyde Simmons vs. Bengals (W).....	2.0
10/31/99..... Greg Jefferson vs. Giants (L).....	1.5	Reggie White vs. Bengals (W).....	2.0
11/22/98..... Bill Johnson at Giants (L).....	1.5	11/04/91..... Clyde Simmons vs. Giants (W).....	1.5
11/15/98..... Hugh Douglas at Washington (L).....	1.5	Reggie White vs. Giants (W).....	1.5
11/08/98..... Hugh Douglas vs. Lions (W).....	2.5	10/06/91..... Wes Hopkins at Buccaneers (L).....	2.0
10/18/98..... Hugh Douglas at Chargers (L).....	4.5	09/22/91..... Clyde Simmons vs. Steelers (W).....	2.0
10/11/98..... Hugh Douglas vs. Washington (W).....	1.5	09/15/91..... Jerome Brown at Cowboys (W).....	2.5
Hollis Thomas vs. Washington (W).....	2.0	Mike Golic at Cowboys (W).....	2.0
Al Wallace vs. Washington (W).....	1.5	Clyde Simmons at Cowboys (W).....	4.5
12/14/97..... Greg Jefferson at Falcons (L).....	2.0	09/01/91..... Reggie White at Packers (W).....	3.0
11/02/97..... Hollis Thomas at Cardinals (L).....	1.5	12/29/90..... Seth Joyner at Cardinals (W).....	2.0
10/26/97..... Rhett Hall vs. Cowboys (W).....	3.5	12/16/90..... Clyde Simmons vs. Packers (W).....	1.5
William Thomas vs. Cowboys (W).....	2.0	Reggie White vs. Packers (W).....	1.5
09/15/97..... Bobby Taylor at Cowboys (L).....	2.0	11/18/90..... Clyde Simmons at Falcons (W).....	2.0
12/22/96..... William Fuller vs. Cardinals (W).....	3.0	11/12/90..... Reggie White vs. Washington (W).....	2.0
12/01/96..... William Fuller vs. Giants (W).....	2.0	11/04/90..... Seth Joyner vs. Patriots (W).....	2.0
11/24/96..... William Thomas at Cardinals (L).....	2.0	10/15/90..... Jessie Small vs. Vikings (W).....	2.0
10/13/96..... William Fuller at Giants (W).....	2.0	09/30/90..... Reggie White vs. Colts (L).....	3.0
Rhett Hall at Giants (W).....	1.5	09/16/90..... Mike Pitts vs. Cardinals (L).....	2.0
Mike Mamula at Giants (W).....	2.5	Reggie White vs. Cardinals (L).....	2.0
William Thomas at Giants (W).....	1.5	12/18/89..... Jerome Brown at Saints (L).....	2.0
09/22/96..... William Fuller at Falcons (W).....	2.0	10/29/89..... Clyde Simmons at Broncos (W).....	3.5
09/01/96..... Mike Mamula at Washington (W).....	2.0	Reggie White at Broncos (W).....	1.5
12/17/95..... William Fuller vs. Cardinals (L).....	2.0	10/22/89..... Seth Joyner vs. Raiders (W).....	2.0
12/10/95..... William Fuller vs. Cowboys (W).....	1.5	10/15/89..... Jerome Brown at Cardinals (W).....	2.5
12/03/95..... William Fuller at Seahawks (L).....	2.0	10/8/89..... Reggie White vs. Giants (W).....	2.0
Kevin Johnson at Seahawks (L).....	2.0	09/24/89..... Mike Pitts vs. 49ers (L).....	2.0
11/19/95..... Andy Harmon vs. Giants (W).....	2.0	Clyde Simmons vs. 49ers (L).....	2.0
Mike Mamula vs. Giants (W).....	3.0	Reggie White vs. 49ers (L).....	2.5
10/29/95..... William Fuller vs. Rams (W).....	2.0	09/17/89..... Jerome Brown at Washington (W).....	2.0
Andy Harmon vs. Rams (W).....	2.0	09/10/89..... Clyde Simmons vs. Seahawks (W).....	2.0
10/15/95..... Andy Harmon at Giants (W).....	2.0	12/18/88..... Reggie White at Cowboys (W).....	2.0
Kevin Johnson at Giants (W).....	2.0	12/10/88..... Reggie White at Cardinals (W).....	2.0
10/08/95..... Andy Harmon vs. Washington (W).....	3.0	11/27/88..... Clyde Simmons vs. Cardinals (W).....	2.5
10/01/95..... Mike Mamula at Saints (W).....	2.0	11/06/88..... Reggie White vs. Rams (W).....	2.0
12/18/94..... Mike Flores vs. Giants (L).....	2.0	10/30/88..... Reggie White vs. Falcons (L).....	2.0
12/04/94..... William Fuller at Cowboys (L).....	1.5	10/10/88..... Reggie White vs. Giants (W).....	2.5
11/06/94..... Andy Harmon vs. Cardinals (W).....	2.0	10/02/88..... Clyde Simmons vs. Oilers (W).....	2.0
10/24/94..... William Thomas vs. Oilers (W).....	2.0	09/25/88..... Reggie White at Vikings (L).....	4.0
09/18/94..... Bill Romanowski vs. Packers (W).....	1.5	12/27/87..... Reggie White vs. Bills (W).....	2.0
09/12/94..... William Fuller vs. Bears (W).....	2.0	12/20/87..... Reggie White at Jets (W).....	2.0
01/03/94..... Andy Harmon vs. 49ers (W).....	3.0	12/06/87..... Reggie White at Giants (L).....	2.0
12/26/93..... Clyde Simmons vs. Saints (W).....	2.0	11/29/87..... Mike Pitts at Patriots (W).....	2.0
12/06/93..... Andy Harmon at Cowboys (L).....	2.5	Reggie White at Patriots (W).....	2.0
11/28/93..... Mike Flores at Washington (W).....	2.0	11/22/87..... Reggie White vs. Rams (L).....	2.0
10/31/93..... Andy Harmon vs. Cowboys (L).....	2.0	11/15/87..... Reggie White vs. Giants (L).....	3.0
09/19/93..... Clyde Simmons vs. Washington (W).....	2.0	11/01/87..... Jerome Brown at Rams (W).....	2.0
12/27/92..... Clyde Simmons vs. Giants (W).....	1.5	Reggie White at Rams (W).....	2.0
12/13/92..... Clyde Simmons at Seahawks (W).....	2.0	10/25/87..... Reggie White vs. Cowboys (W).....	2.5
Reggie White at Seahawks (W).....	2.0	10/18/87..... Ray Phillips at Packers (L).....	1.5
12/06/92..... Andy Harmon vs. Vikings (W).....	2.5	Fred Smalls at Packers (L).....	2.5
11/29/92..... Mike Pitts at 49ers (L).....	2.0	09/20/87..... Clyde Simmons vs. Saints (W).....	1.5
11/22/92..... Clyde Simmons at Giants (W).....	3.0	Reggie White vs. Saints (W).....	1.5





**MULTI-SACK GAMES (SINCE 1982)**

12/14/86.....	Reggie White at Cowboys (W).....	3.0
12/07/86.....	Reggie White vs. Rams (T).....	2.0
11/30/86.....	Reggie White at Raiders (W).....	4.0
11/23/86.....	Ken Clarke at Seahawks (L).....	2.0
11/09/86.....	Greg Brown vs. Giants (L).....	2.0
11/02/86.....	Reggie White at Rams (L).....	4.0
10/05/86.....	Garry Cobb at Falcons (W).....	4.0
09/07/86.....	Ken Clarke at Washington (L).....	2.0
12/22/85.....	Garry Cobb at Vikings (W).....	2.0
.....	Reggie White at Vikings (W).....	2.0
.....	Reggie Wilkes at Vikings (W).....	2.0
12/08/85.....	Ray Ellis vs. Washington (L).....	2.0
11/17/85.....	Reggie White at Rams (W).....	3.0
11/10/85.....	Ken Clarke vs. Falcons (W).....	2.0
.....	Reggie White vs. Falcons (W).....	2.0
10/13/85.....	Greg Brown vs. Rams (W).....	3.0
10/06/85.....	Greg Brown at Saints (L).....	1.5
.....	Ken Clarke at Saints (L).....	1.5
09/29/85.....	Ken Clarke vs. Giants (L).....	1.5
.....	Reggie White vs. Giants (L).....	2.5
12/16/84.....	Greg Brown at Falcons (L).....	4.0
.....	Ken Clarke at Falcons (L).....	2.0
.....	Byron Darby at Falcons (L).....	2.0
12/09/84.....	Byron Darby vs. Patriots (W).....	1.5
.....	Dennis Harrison vs. Patriots (W).....	1.5
12/02/84.....	Greg Brown vs. Cowboys (L).....	1.5
11/25/84.....	Dennis Harrison at Rams (L).....	1.5
11/04/84.....	Ken Clarke at Lions (T).....	3.0
10/21/84.....	Greg Brown vs. Giants (W).....	1.5
.....	Dennis Harrison vs. Giants (W).....	2.0
10/14/84.....	Ken Clarke vs. Colts (W).....	2.0
.....	Dennis Harrison vs. Colts (W).....	2.0
09/30/84.....	Greg Brown at Washington (L).....	2.0
12/18/83.....	Greg Brown at Rams (L).....	2.5
11/20/83.....	Greg Brown vs. Giants (L).....	2.0
11/13/83.....	Dennis Harrison at Bears (L).....	3.0
10/09/83.....	Dennis Harrison at Giants (W).....	2.0
10/02/83.....	Dennis Harrison at Falcons (W).....	3.0
09/25/83.....	Carl Hairston at Rams (L).....	2.0
.....	Joel Williams at Rams (L).....	1.5
12/26/82.....	Greg Brown at Cowboys (W).....	2.0
.....	Dennis Harrison at Cowboys (W).....	1.5
12/19/82.....	Carl Hairston vs. Oilers (W).....	2.0
12/11/82.....	Dennis Harrison at Giants (L).....	2.0
12/05/82.....	Dennis Harrison vs. Rams (L).....	2.0
11/28/82.....	Dennis Harrison at Washington (L).....	2.0

\* Rookie | *Playoff Game*



TRENT COLE



CLYDE SIMMONS



BRANDON GRAHAM



INTERCEPTIONS CAREER

Rk	Player	INT	Yds	Avg	Lg	TD
1t.	Brian Dawkins (1996-2008)	34	515	15.1	67t	2
	Eric Allen (1988-94)	34	482	14.2	94t	5
	Bill Bradley (1969-76)	34	536	15.8	56t	1
4.	Herman Edwards (1977-85)	33	98	3.0	25	1
5.	Wes Hopkins (1983-93)	30	241	8.0	33	1
6.	Don Burroughs (1960-64)	29	351	12.1	46	0
7.	Troy Vincent (1996-2003)	28	341	12.2	90t	1
8t.	Joe Scarpati (1964-69)	24	402	16.8	67t	3
	Ernie Steele (1942-48)	24	404	16.8	62	0
10t.	Asante Samuel (2008-11)	23	304	13.2	50t	2
	Roynell Young (1980-88)	23	106	4.6	33	0

INTERCEPTION RETURN YARDS CAREER

Rk	Player	Yds
1.	Bill Bradley (1969-76).....	536
2.	Brian Dawkins (1996-2008).....	515
3.	Eric Allen (1988-94).....	482
4.	Lito Sheppard (2002-08).....	460
5.	Ernie Steele (1942-48).....	404

INTERCEPTIONS RETURNED FOR TDs CAREER

Rk	Player	TD
1.	Eric Allen (1988-94).....	5
2.	Malcolm Jenkins (2014-19).....	4
3t.	Sheldon Brown (2002-09).....	3
	Lito Sheppard (2002-08).....	3
	Joe Scarpati (1964-69).....	3

INTERCEPTIONS SEASON

Rk	Player	INT	Yds	Avg	Lg	TD
1.	Bill Bradley (1971)	11	248	22.5	51	0
2t.	Asante Samuel (2009)	9	117	13.0	37	0
	Bill Bradley (1972)	9	73	8.1	21	0
	Don Burroughs (1960)	9	124	13.8	46	0
	Ed "Bibbles" Bawel (1955)	9	168	18.7	42t	2
6t.	Eric Allen (1989)	8	38	4.8	18	0
	Terry Hoage (1988)	8	116	14.5	38	0
	Joe Scarpati (1966)	8	182	22.8	32	0
	Bob Hudson (1954)	8	89	11.1	32	0
	Tom Brookshier (1953)	8	41	5.1	22	0
	Ed "Bibbles" Bawel (1952)	8	121	15.1	35	0

INTERCEPTION RETURN YARDS SEASON

Rk	Player	Yds
1.	Bill Bradley (1971).....	248
2.	Eric Allen (1993).....	201
3.	Joe Scarpati (1966).....	182
4.	Lito Sheppard (2004).....	172
5.	Ed "Bibbles" Bawel (1955).....	168

INTERCEPTIONS RETURNED FOR TDs SEASON

Rk	Player	TD
1.	Eric Allen (1993).....	4
2t.	Malcolm Jenkins (2016).....	2
	Lito Sheppard (2004).....	2
	Seth Joyner (1992).....	2
	Ed "Bibbles" Bawel (1955).....	2

NFL Record



BRIAN DAWKINS



ERIC ALLEN



**INTERCEPTIONS GAME**

Rk	Player	INT
1.	Russ Craft (9/24/50 at Chi. Cardinals).....	4
2t.	Kurt Coleman (10/16/11 at Washington).....	3
	Joe Scarpati (10/23/66 at Giants).....	3
	Jim Nettles (12/12/65 at Steelers).....	3
	Nate Ramsey (11/28/65 at StL Cardinals).....	3
	Don Burroughs (12/3/61 at Steelers).....	3
	Chuck Weber (9/30/60 at Cowboys).....	3
	Joe Sutton (9/24/50 at Chi. Cardinals).....	3
	Gil Steinke (11/10/46 at Giants).....	3
	Roy Zimmerman (12/9/45 vs. Boston Yanks).....	3
	Roy Zimmerman (12/10/44 vs. Cleveland Rams).....	3


NFL Record

**INTERCEPTION YARDS GAME**

Rk	Player	Yds
1.	Frank LeMaster (12/21/75 at Washington).....	114
2.	Lito Sheppard (10/8/06 vs. Cowboys).....	102
3.	Lito Sheppard (11/15/04 at Cowboys).....	101
4t.	Malcolm Jenkins (12/6/15 at Patriots).....	99
	Jerry Norton (10/5/57 vs. Giants).....	99

**INTERCEPTION RETURNED FOR TD GAME**

Rk	Player	TD
1.	Eric Allen (12/26/93 vs. Saints).....	2



BILL BRADLEY

**GAMES WITH 3 INTERCEPTIONS**

**3-INT GAMES, Career**

Rk	Player	Games
1t.	Kurt Coleman (2010-13).....	1
	Nate Ramsey (1963-72).....	1
	Joe Scarpati (1964-69).....	1
	Jim Nettles (1965-68).....	1
	Don Burroughs (1960-64).....	1
	Chuck Weber (1959-61).....	1

\*Includes playoff games\*

**GAMES WITH MULTIPLE INTERCEPTIONS**

**MULTI-INT GAMES, Career**

Rk	Player	Games
1.	Bill Bradley (1969-76).....	7
2t.	Herman Edwards (1977-85).....	5
	Don Burroughs (1960-64).....	5
4t.	Asante Samuel (2008-11).....	4
	Eric Allen (1988-94).....	4
	Wes Hopkins (1983-93).....	4
	Joe Scarpati (1964-69).....	4

\*Includes playoff games\*

**MULTI-INT GAMES, Season**

Rk	Player	Games
1.	Bill Bradley (1971).....	4
2t.	8x, last: Asante Samuel (2010).....	2

\*Regular season only\*

**CONSECUTIVE MULTI-INT GAMES**

Rk	Player	Games
1.	Bill Bradley (1971).....	2

**CONSECUTIVE GAMES WITH INT-TD**

Rk	Player	Games
1.	Eric Allen (1993).....	2

**LONGEST INTERCEPTION RETURNS**

Rk	Player	Yds
1.	James Willis intercepted pass 4 yards deep in the end zone and returned it 14 yards before lateraling to Troy Vincent, who ran 90 yards for a TD (11/3/96 at Cowboys - QB Troy Aikman).....	104t
2.	Lito Sheppard (10/8/06 vs. Cowboys - QB Drew Bledsoe).....	102t
3.	Lito Sheppard (11/15/04 at Cowboys - QB Vinny Testaverde).....	101t
4t.	Malcolm Jenkins (12/6/15 at Patriots - QB Tom Brady).....	99t
	Jerry Norton (10/5/57 vs. Giants - QB Charlie Conerly, deflected off goal post).....	99t
6t.	Eric Allen (10/3/93 at Jets - QB Boomer Esiason).....	94t
	Irv Cross (10/25/64 at Steelers - QB Terry Nofsinger).....	94t
8.	Jack Hinkle (10/9/43 vs. Giants - QB Tuffy Leemans).....	91




MULTI-INTERCEPTION GAMES (SINCE 1960)

10/10/21	Darius Slay (CB) at Panthers (W)	2
01/01/17	Jordan Hicks (LB) vs. Cowboys (W)	2
12/22/16	Malcolm Jenkins vs. Giants (W)	2
09/09/12	Kurt Coleman at Browns (W)	2
	Dominique Rodgers-Cromartie at Browns (W)	2
10/16/11	Kurt Coleman at Washington (W)	3
11/21/10	Asante Samuel vs. Giants (W)	2
11/15/10	Dimitri Patterson at Washington (W)	2
11/07/10	Asante Samuel vs. Colts (W)	2
11/29/09	Asante Samuel vs. Washington (W)	2
10/11/09	Asante Samuel vs. Buccaneers (W)	2
09/13/09	Sheldon Brown at Panthers (W)	2
10/08/06	Lito Sheppard vs. Cowboys (W)	2
10/02/05	Sheldon Brown at Chiefs (W)	2
10/17/04	Lito Sheppard vs. Panthers (W)	2
12/08/02	Bobby Taylor at Seahawks (W)	2
01/12/02	Damon Moore vs. Buccaneers (W)	2
12/16/01	Brian Dawkins at Washington (W)	2
09/24/00	Troy Vincent at Saints (W)	2
12/19/99	Troy Vincent vs. Patriots (W)	2
12/14/96	Michael Zordich at Jets (W)	2
09/22/96	William Thomas at Falcons (W)	2
12/17/95	William Thomas vs. Cardinals (W)	2
10/15/95	William Thomas at Giants (W)	2
12/26/93	Eric Allen vs. Saints (W)	2
10/17/93	Mark McMillian at Giants (L)	2
01/03/93	Eric Allen at Saints (W)	2
11/08/92	Eric Allen vs. Raiders (W)	2
11/17/91	Wes Hopkins vs. Bengals (W)	2
09/15/91	Rich Miano at Cowboys (W)	2
12/23/90	Eric Allen vs. Cowboys (W)	2
12/18/88	Wes Hopkins at Cowboys (W)	2
11/20/88	Terry Hoage at Giants (W)	2
09/04/88	Terry Hoage at Buccaneers (W)	2
09/20/87	Elbert Foules vs. Saints (W)	2
12/21/86	Roynell Young vs. Washington (L)	2
09/14/86	Andre Waters at Bears (L)	2
10/20/85	Wes Hopkins vs. Cowboys (W)	2
12/02/84	Wes Hopkins vs. Cowboys (L)	2
12/19/82	Roynell Young vs. Oilers (W)	2
12/20/81	Herman Edwards vs. Rams (W)	2
09/17/81	Brenard Wilson at Bills (W)	2
01/03/81	Herman Edwards vs. Vikings (W)	2
	Roynell Young vs. Vikings (W)	2
09/22/80	Herman Edwards vs. Giants (W)	2
11/04/79	Herman Edwards vs. Browns (L)	2
10/14/79	Randy Logan at Rams (W)	2
12/17/78	Herman Edwards vs. Giants (W)	2
09/17/78	Deac Sanders at Saints (W)	2
12/04/77	Randy Logan at Cowboys (L)	2
11/06/77	Deac Sanders vs. Saints (W)	2
10/09/77	Deac Sanders at Giants (W)	2

12/21/75	Frank LeMaster at Washington (W)	2
	Artimus Parker at Washington (W)	2
11/30/75	Bill Bergey vs. 49ers (W)	2
10/05/75	Bill Bradley vs. Washington (W)	2
11/05/72	Bill Bradley vs. Rams (T)	2
10/08/72	Bill Bradley at Washington (L)	2
12/12/71	Leroy Keyes vs. Rams (W)	2
11/21/71	Bill Bradley at Rams (W)	2
11/07/71	Bill Bradley at Washington (T)	2
10/31/71	Bill Bradley vs. Broncos (W)	2
09/26/71	Bill Bradley vs. Cowboys (L)	2
11/08/70	Adrian Young vs. Dolphins (W)	2
12/21/69	Joe Scarpati at 49ers (L)	2
10/13/69	Nate Ramsey at Colts (L)	2
11/17/68	Al Nelson at Giants (L)	2
10/29/67	Ron Medved vs. Cowboys (W)	2
10/23/66	Joe Scarpati at Giants (W)	3
09/18/66	Joe Scarpati vs. Falcons (W)	2
12/12/65	Jim Nettles at Steelers (W)	3
	Joe Scarpati at Steelers (W)	2
11/28/65	Nate Ramsey at Rams (W)	3
	Al Nelson at Rams (W)	2
12/13/64	Nate Ramsey at Rams (L)	2
12/01/63	Dave Lloyd at Steelers (T)	2
10/13/63	Don Burroughs at Washington (W)	2
12/09/62	Ben Scotti vs. Steelers (L)	2
10/06/62	Don Burroughs at Steelers (L)	2
12/03/61	Chuck Bednarik at Steelers (W)	2
	Don Burroughs at Steelers (W)	3
11/27/60	Don Burroughs vs. Giants (W)	2
10/16/60	Gene Johnson vs. Lions (W)	2
10/09/60	Don Burroughs vs. Rams (W)	2
09/30/60	Chuck Weber at Cowboys (W)	3

\* Rookie | *Playoff Game*



HERMAN EDWARDS



GROSS AVERAGE CAREER

Rk	Player	Punts	Yds	Gross	Net	In20	Lg	Blk
1.	Cameron Johnston (2018-20)	203	9,547	47.0	41.8	78	68	0
2.	Donnie Jones (2013-17)	374	16,971	45.4	40.5	138	72	4
3.	Joe Muha (1946-50)	179	7,688	43.0	---	---	82	2
4.	Sav Rocca (2007-10)	299	12,817	42.9	37.6	102	65	1
5.	Sean Landeta (1999-2002, '05)	376	16,092	42.8	35.9	96	64	1

NET AVERAGE CAREER

Rk	Player	Punts	Yds	Gross	Net	In20	Lg	Blk
1.	Cameron Johnston (2018-20)	203	9,547	47.0	41.8	78	68	0
2.	Donnie Jones (2013-17)	374	16,971	45.4	40.5	138	72	4
3.	Sav Rocca (2007-10)	299	12,817	42.9	37.6	102	65	1
4.	Dirk Johnson (2003-06)	268	11,180	41.7	36.0	79	62	0
5.	Sean Landeta (1999-2002, '05)	376	16,092	42.8	35.9	96	64	1

PUNTS CAREER

Rk	Player	Punts
1.	Adrian Burk (1951-56)	393
2.	Sean Landeta (1999-2002, '05)	376
3.	Tom Hutton (1995-98)	349
4.	John Teltschik (1986-89)	345
5.	Max Runager (1979-83, '89)	332

PUNTS INSIDE 20 CAREER

Rk	Player	In20
1.	Donnie Jones (2013-17)	138
2.	Jeff Feagles (1990-93)	106
3.	Sav Rocca (2007-10)	102
4.	Sean Landeta (1999-2002, '05)	96
5.	Dirk Johnson (2003-06)	79

GROSS AVERAGE SEASON

Rk	Player	Punts	Yds	Gross	Net	In20	Lg	Blk
1.	Cameron Johnston (2018)	61	2,937	48.2	42.7	24	68	0
2.	Joe Muha (1948)	57	2,694	47.3	---	---	82	0
3.	Donnie Jones (2015)	86	4,038	47.0	41.6	29	64	2
4.	Cameron Johnston (2020)	71	3,318	46.7	40.6	26	66	0
5.	Mat McBriar (2012)	55	2,560	46.6	36.5	13	66	1

NET AVERAGE SEASON

Rk	Player	Punts	Yds	Gross	Net	In20	Lg	Blk
1.	Cameron Johnston (2018)	61	2,937	48.2	42.7	24	68	0
2.	Cameron Johnston (2019)	71	3,292	46.4	42.3	28	61	0
3.	Donnie Jones (2015)	86	4,038	47.0	41.6	29	64	2
4.	Donnie Jones (2016)	63	2,888	45.8	40.7	21	72	0
5.	Cameron Johnston (2020)	71	3,318	46.7	40.6	26	66	0

Led NFL Note: Net average and inside-the-20 became official NFL statistics in 1976

PUNTS SEASON

Rk	Player	Punts
1.	John Teltschik (1986)	108
2.	Sean Landeta (1999)	107
3.	Tom Hutton (1998)	104
4.	John Teltschik (1988)	98
5.	Sean Landeta (2001)	97

PUNTS INSIDE 20 SEASON

Rk	Player	In20
1.	Donnie Jones (2014)	34
2.	Donnie Jones (2013)	33
3.	Jeff Feagles (1993)	31
4t.	Donnie Jones (2015)	29
	Jeff Feagles (1991)	29

LONGEST PUNTS

Rk	Player	Yds
1.	Randall Cunningham (12/3/89 at Giants)	91
2.	Joe Muha (10/10/48 vs. Giants)	82
3t.	Randall Cunningham (10/16/94 at Cowboys)	80
	King Hill (11/11/62 vs. Packers)	80
5.	Jeff Feagles (9/15/91 at Cowboys)	77

GROSS AVERAGE GAME

Rk	Player	Gross
1.	Mat McBriar (10/14/12 vs. Lions)	56.6
2.	Cameron Johnston (9/16/18 at Buccaneers)	56.0
3.	Chas Henry (9/9/12 at Browns)	55.0

NET AVERAGE GAME

Rk	Player	Net
1.	Donnie Jones (11/17/13 vs. Washington)	50.7
2.	Cameron Johnston (9/13/20 at Washington)	50.2
3.	Donnie Jones (10/19/15 vs. Giants)	49.0



KICKOFF RETURN AVERAGE CAREER

Rk	Player	KOR	Yds	Avg	Lg	TD
1.	Josh Huff (2014-16)	42	1,165	27.7	107t	2
2.	Steve Van Buren (1944-51)	76	2,030	26.7	98t	3
3.	Irv Cross (1961-69)	28	745	26.6	74	0
4.	Timmy Brown (1960-67)	169	4,483	26.5	105t	5
5.	Al Nelson (1965-73)	101	2,625	26.0	78	0
6.	Wilbert Montgomery (1977-84)	32	814	25.4	99t	1
7.	Quintin Demps (2008-09)	58	1,469	25.3	100t	1
8.	Brian Mitchell (2000-02)	131	3,311	25.3	94t	2
9.	Allen Rossum (1998-99)	98	2,427	24.8	89t	1
10.	Billy Walik (1970-72)	67	1,640	24.5	82	0

KICKOFF RETURNS CAREER

Rk	Player	KOR
1.	Timmy Brown (1960-67)	169
2.	Brian Mitchell (2000-02)	131
3.	Al Nelson (1965-73)	101
4.	Allen Rossum (1998-99)	98
5.	Larry Marshall (1974-77)	88

KICKOFF RETURN YARDS CAREER

Rk	Player	Yds
1.	Timmy Brown (1960-67)	4,483
2.	Brian Mitchell (2000-02)	3,311
3.	Al Nelson (1965-73)	2,625
4.	Allen Rossum (1998-99)	2,427
5.	Larry Marshall (1974-77)	2,075

KICKOFF RETURN TDs CAREER

Rk	Player	TD
1.	Timmy Brown (1960-67)	5
2t.	Derrick Witherspoon (1995-97)	3
	Steve Van Buren (1944-51)	3
4t.	Josh Huff (2014-16)	2
	Brian Mitchell (2000-02)	2

KICKOFF RETURN AVERAGE SEASON

Rk	Player	KOR	Yds	Avg	Lg	TD
1.	Al Nelson (1972)	25	728	29.1	78	0
2.	Steve Van Buren (1945)	13	373	28.7	98t	1
3.	Timmy Brown (1963)	33	945	28.6	100t	1
4.	Timmy Brown (1966)	20	562	28.1	93t	2
5.	Timmy Brown (1961)	29	811	28.0	105t	1
6.	Timmy Brown (1962)	30	831	27.7	99t	1
7.	Herschel Walker (1994)	21	581	27.7	94t	1
8.	Don Stevens (1952)	16	433	27.1	51	0
9.	Brian Mitchell (2002)	43	1,162	27.0	57	0
10.	Wilbert Montgomery (1977)	23	619	26.9	99t	1

Led NFL Led Conference

KICKOFF RETURNS SEASON

Rk	Player	KOR
1.	Allen Rossum (1999)	54
2.	Derrick Witherspoon (1996)	53
3.	Quintin Demps (2008)	52
4.	Herman Hunter (1985)	48
5t.	Brian Mitchell (2000)	47
	Duce Staley (1997)	47

LONGEST KICKOFF RETURNS

Rk	Player	Yds
1.	Josh Huff (11/23/2014 vs. Titans)	107t
2.	Timmy Brown (9/17/1961 vs. Browns)	105t
3.	Russ Craft (10/7/1950 vs. Rams)	103t
4.	Chris Polk (9/21/2014 vs. Washington)	102t
5t.	Quintin Demps (11/23/2008 at Ravens)	100t
	Timmy Brown (9/22/1963 vs. Cardinals)	100t
	Dave Smukler (11/13/1938 at Brooklyn Dodgers)	100t

KICKOFF RETURN YARDS SEASON

Rk	Player	Yds
1.	Allen Rossum (1999)	1,347
2.	Quintin Demps (2008)	1,314
3.	Derrick Witherspoon (1996)	1,271
4.	Brian Mitchell (2002)	1,162
5.	Duce Staley (1997)	1,139

KICKOFF RETURNS GAME

Rk	Player	KOR
1t.	Quintin Demps (11/9/08 vs. Giants)	8
	Allen Rossum (11/21/99 vs. Colts)	8
	Derrick Witherspoon (11/24/96 at Cardinals)	8

KICKOFF RETURN TDs SEASON

Rk	Player	TD
1.	Derrick Witherspoon (1996)	2
	Timmy Brown (1966)	2

KICKOFF RETURN YARDS GAME

Rk	Player	Yds
1.	Derrick Witherspoon (11/24/96 at Cardinals)	253
2.	Timmy Brown (11/6/66 vs. Cowboys)	247
3.	Allen Rossum (11/14/99 vs. Washington)	222

KICKOFF RETURN TDs GAME

Rk	Player	TD
1.	Timmy Brown (11/6/66 vs. Cowboys)	2

NFL Record



PUNT RETURN AVERAGE CAREER

Rk	Player	PR	FC	Yds	Avg	Lg	TD
1.	Ernie Steele (1942-48)	44	---	737	16.8	80t	1
2.	Steve Van Buren (1944-51)	34	---	473	13.9	55t	2
3.	Pat McHugh (1947-51)	31	---	402	13.0	69t	1
4.	Brian Westbrook (2002-09)	39	21	498	12.8	84t	2
5.	Brian Mitchell (2000-02)	117	66	1,369	11.7	76t	2
6.	Darren Sproles (2014-19)	116	68	1,355	11.7	89t	4
7.	Frank Reagan (1949-51)	27	---	304	11.3	42	1
8.	Bosh Pritchard (1942, '47-51)	91	---	975	10.7	55t	1
9.	Vai Sikahema (1992-93)	73	30	778	10.7	87t	1
10.	Larry Marshall (1974-77)	104	16	1,086	10.4	48	0

PUNT RETURNS CAREER

Rk	Player	PR
1.	Wally Henry (1977-82)	148
2.	DeSean Jackson (2008-13, '19-20)	132
3t.	Brian Mitchell (2000-02)	117
	John Sciarra (1978-83)	117
5.	Darren Sproles (2014-19)	116

PUNT RETURN YARDS CAREER

Rk	Player	Yds
1.	Brian Mitchell (2000-02)	1,369
2.	Darren Sproles (2014-19)	1,355
3.	DeSean Jackson (2008-13, '19-20)	1,296
4.	Wally Henry (1977-82)	1,231
5.	Larry Marshall (1974-77)	1,086

PUNT RETURN TDs CAREER

Rk	Player	TD
1t.	DeSean Jackson (2008-13, '19-20)	4
	Darren Sproles (2014-19)	4
3t.	Brian Westbrook (2002-09)	2
	Brian Mitchell (2000-02)	2
	Steve Van Buren (1944-51)	2

PUNT RETURN AVERAGE SEASON

Rk	Player	PR	FC	Yds	Avg	Lg	TD
1.	Steve Van Buren (1944)	15	---	230	15.3	55	1
2.	Brian Westbrook (2003)	20	16	306	15.3	84t	2
3.	DeSean Jackson (2009)	29	15	441	15.2	85t	2
4.	Alvin Haymond (1968)	15	6	201	13.4	54t	1
5.	Darren Sproles (2016)	17	13	224	13.2	66	0
6.	Darren Sproles (2014)	39	16	506	13.0	82t	2
7.	Reno Mahe (2005)	21	9	269	12.8	44	0
8.	Frank Reagan (1949)	21	---	266	12.7	42	1
9.	Kelvin Martin (1995)	17	10	214	12.6	38	0
10.	Vai Sikahema (1992)	40	10	503	12.6	87t	1

Led NFL Led Conference

PUNT RETURNS SEASON

Rk	Player	PR
1.	Wally Henry (1981)	54
2.	Rod Harris (1991)	53
3.	DeSean Jackson (2008)	50
4t.	Brian Mitchell (2002)	46
	Larry Marshall (1977)	46

LONGEST PUNT RETURNS

Rk	Player	Yds
1.	Damaris Johnson (12/2/2012 at Cowboys)	98t
2.	Darren Sproles (9/27/2015 at Jets)	89t
3.	Vai Sikahema (11/22/1992 at Giants)	87t
4.	DeSean Jackson (9/13/2009 at Panthers)	85t
5.	Brian Westbrook (10/19/2003 at Giants)	84t
6.	Darren Sproles (12/6/2015 at Patriots)	83t
7.	Darren Sproles (9/28/2014 at 49ers)	82t
8t.	Brian Westbrook (12/21/2003 vs. 49ers)	81t
	Tommy McDonald (10/4/1959 vs. Giants)	81t
10.	Ernie Steele (10/25/1942 at Bears) (lateral)	80t

PUNT RETURN YARDS SEASON

Rk	Player	Yds
1.	Brian Mitchell (2002)	567
2.	Darren Sproles (2014)	506
3.	Vai Sikahema (1992)	503
4.	Larry Marshall (1977)	489
5.	Brian Mitchell (2001)	467

PUNT RETURNS GAME

Rk	Player	PR
1.	Larry Marshall (9/18/77 vs. Buccaneers)	9
2t.	DeSean Jackson (9/7/08 vs. Rams)	8
	Evan Cooper (10/26/86 vs. Chargers)	8
	Vai Sikahema (12/13/92 at Seahawks)	8

PUNT RETURN TDs SEASON

Rk	Player	TD
1t.	Darren Sproles (2015)	2
	Darren Sproles (2014)	2
	DeSean Jackson (2009)	2
	Brian Westbrook (2003)	2

PUNT RETURN YARDS GAME

Rk	Player	Yds
1.	Alvin Haymond (10/6/68 at Washington)	140
2.	Darren Sproles (12/6/15 at Patriots)	115
3.	Vai Sikahema (11/22/92 at Giants)	111



INTERCEPTIONS RETURNED FOR TOUCHDOWNS (YARDS)

12/26/21..... Alex Singleton vs. Giants (W).....	29	10/27/85..... Wes Hopkins vs. Bills (W).....	24
<b>11/21/21..... Darius Slay vs. Saints (W).....</b>	<b>51</b>	09/29/85..... Herman Edwards vs. Giants (L).....	3
10/04/20..... Alex Singleton at 49ers (W).....	30	12/19/82..... Richard Blackmore vs. Oilers (W).....	20
10/06/19..... Nathan Gerry vs. Jets (W).....	51	12/17/78..... Frank LeMaster vs. Giants (W).....	9
<i>01/21/18..... Patrick Robinson vs. Vikings (W).....</i>	<i>50</i>	10/15/78..... John Sanders vs. Washington (W).....	19
10/29/17..... Jalen Mills vs. 49ers (W).....	37	12/21/75..... Joe Lavender at Washington (W).....	36
12/22/16..... Malcolm Jenkins vs. Giants (W).....	34	Frank LeMaster at Washington (W).....	89
12/11/16..... Leodis McKelvin vs. Washington (L).....	29	09/29/74..... Joe Lavender vs. Baltimore Colts (W).....	37
10/16/16..... Malcolm Jenkins at Washington (L).....	64	12/09/73..... John Outlaw vs. Jets (W).....	45
12/06/15..... Malcolm Jenkins at Patriots (W).....	99	12/19/71..... Al Nelson at Giants (W).....	19
11/08/15..... Jordan Hicks* at Cowboys (W).....	67	10/19/69..... Bill Bradley* at Cowboys (L).....	56
10/19/15..... Nolan Carroll vs. Giants (W).....	17	10/13/69..... Nate Ramsey at Baltimore Colts (L).....	26
11/10/14..... Bradley Fletcher vs. Panthers (W).....	34	09/21/69..... Joe Scarpati vs. Browns (L).....	34
09/28/14..... Malcolm Jenkins at 49ers (L).....	53	12/10/67..... Joe Scarpati at Cowboys (L).....	67
12/22/13..... Brandon Boykin vs. Bears (W).....	54	10/08/67..... Don Hultz at Falcons (W).....	16
11/13/11..... Asante Samuel vs. Cardinals (L).....	20	11/20/66..... Jim Nettles at 49ers (W).....	34
11/15/10..... Dimitri Patterson at Washington (W).....	40	12/12/65..... Maxie Baughan at Steelers (W).....	33
12/06/09..... Sheldon Brown at Falcons (W).....	83	Jim Nettles* at Steelers (W).....	56
10/26/09..... Will Witherspoon at Washington (W).....	9	George Tarasovic at Steelers (W).....	40
<i>01/04/09..... Asante Samuel at Vikings (W).....</i>	<i>44</i>	12/06/64..... Joe Scarpati* vs. Cowboys (W).....	24
12/15/08..... Asante Samuel vs. Browns (W).....	50	10/25/64..... Irv Cross at Steelers (W).....	94
10/12/08..... Juqua Parker at 49ers (W).....	55	11/10/63..... Lee Roy Caffey* at Giants (L).....	87
12/17/06..... Trent Cole at Giants (W).....	19	10/13/57..... Jimmy Harris* at Browns (L).....	65
12/10/06..... Michael Lewis at Washington (W).....	84	10/05/57..... Jerry Norton vs. Giants (L).....	99
11/12/06..... Sheldon Brown vs. Washington (W).....	70	10/14/56..... Eddie Bell at Steelers (W).....	28
10/08/06..... Lito Sheppard vs. Cowboys (W).....	102	11/13/55..... Bibbles Bawel vs. Browns (W).....	40
10/02/05..... Sheldon Brown at Chiefs (W).....	40	10/15/55..... Bibbles Bawel at Steelers (L).....	42
11/15/04..... Lito Sheppard at Cowboys (W).....	101	12/12/54..... Jerry Norton* vs. Giants (W).....	69
10/17/04..... Lito Sheppard vs. Panthers (W).....	64	11/15/53..... Chuck Bednarik vs. Baltimore Colts (W).....	26
10/05/03..... ND Kalu vs. Washington (W).....	15	12/14/52..... Mike Jarmoluk at Washington (L).....	45
<i>01/11/03..... Bobby Taylor vs. Falcons (W).....</i>	<i>39</i>	12/07/52..... Vic Sears vs. Dallas Texans (W).....	9
12/21/02..... Shawn Barber at Cowboys (W).....	80	11/02/52..... Russ Craft at Packers (L).....	32
12/01/02..... Bobby Taylor vs. Rams (W).....	23	10/29/50..... Joe Muha vs. Washington (W).....	19
<i>01/12/02..... Damon Moore vs. Buccaneers (W).....</i>	<i>59</i>	10/22/50..... Norm Willey* at Steelers (W).....	41
11/18/01..... William Hampton at Cowboys (W).....	33	09/24/50..... Frank Reagan at Chicago Cardinals (W) (lateral).....	46
Jeremiah Trotter at Cowboys (W).....	50	12/04/49..... Joe Muha at Giants (W).....	28
11/19/00..... Mike Caldwell vs. Cardinals (W).....	26	11/20/49..... Pat McHugh vs. NY Bulldogs (W).....	21
09/03/00..... Jeremiah Trotter at Cowboys (W).....	27	11/10/46..... Gil Steinke at Giants (L).....	52
01/02/00..... Al Harris vs. Rams (W).....	17	12/03/44..... Vic Lindskog* vs. Brooklyn Tigers (W).....	65
Mike Mamula vs. Rams (W).....	41	11/26/44..... Tom Miller vs. Bears (L).....	35
11/21/99..... Brandon Whiting vs. Colts (L).....	22	11/19/44..... Jack Hinkle at Washington (W).....	50
10/24/99..... Brian Dawkins at Dolphins (L).....	67	11/07/43..... Larry Cabrelli vs. Washington (T).....	24
10/03/99..... Bobby Taylor at Giants (L).....	18	10/31/43..... Ben Kish vs. Chicago Cardinals (W).....	86
12/07/97..... Brian Dawkins vs. Giants (L).....	64	09/16/38..... Jay Arnold at Pittsburgh Pirates (W).....	22
11/03/96..... Troy Vincent at Cowboys (W) (lateral).....	90	10/10/37..... Maurice Harper* at Washington (W).....	20
<i>12/30/95..... William Thomas vs. Lions (W).....</i>	<i>30</i>	11/06/34..... Swede Hanson vs. Cincinnati Reds (W).....	---
<i>Barry Wilburn vs. Lions (W).....</i>	<i>24</i>	11/26/33..... Lee Woodruff vs. Cincinnati Reds (W).....	55
09/10/95..... William Thomas at Cardinals (W).....	37		
12/24/94..... Mike Zordich at Bengals (L).....	18		
10/30/94..... Greg Jackson at Washington (W).....	55		
12/26/93..... Eric Allen vs. Saints (W).....	33		
Eric Allen vs. Saints (W).....	25		
10/03/93..... Eric Allen at Jets (W).....	94		
09/19/93..... Eric Allen vs. Washington (W).....	29		
<i>01/03/93..... Eric Allen at Saints (W).....</i>	<i>18</i>		
12/06/92..... Seth Joyner vs. Vikings (W).....	24		
11/22/92..... Seth Joyner at Giants (W).....	43		
12/22/91..... Otis Smith vs. Washington (W).....	74		
12/23/90..... Eric Allen vs. Cowboys (W).....	35		
11/25/90..... Byron Evans vs. Giants (W).....	23		
11/12/90..... William Frizzell vs. Washington (W).....	30		
12/03/89..... Clyde Simmons at Giants (W).....	60		
09/10/89..... Eric Everett vs. Seahawks (W).....	30		

\* Rookie | *Playoff Game*



MALCOLM JENKINS





FUMBLE RECOVERY TOUCHDOWNS (YARDS)

11/14/21 ..... Darius Slay at Broncos (W).....	83	12/18/66 ..... Harold Wells at Washington (W).....	60
10/31/21 ..... Darius Slay at Lions (W).....	33	10/10/65 ..... George Tarasovic at Cowboys (W).....	62
11/01/20 ..... Rodney McLeod vs. Cowboys (W).....	53	11/22/64 ..... Mike Morgan* vs. St. Louis Cardinals (L).....	0
10/18/20 ..... J.J. Arcega-Whiteside vs. Ravens (L).....	0	11/27/60 ..... J.D. Smith vs. Giants (W).....	0
12/15/19 ..... Nigel Bradham at Washington (W).....	48	11/20/60 ..... Jimmy Carr at Giants (W).....	38
10/06/19 ..... Orlando Scandrick vs. Jets (W).....	44	12/13/59 ..... Don Owens vs. Browns (L).....	3
12/25/17 ..... Derek Barnett* vs. Raiders (W).....	23	11/22/59 ..... Jerry Huth vs. Los Angeles Rams (W).....	0
12/10/17 ..... Brandon Graham at Rams (W).....	16	10/04/59 ..... Chuck Weber vs. Giants (W).....	0
11/26/17 ..... Nelson Agholor vs. Bears (W).....	0	12/12/54 ..... Norm Willey vs. Giants (W).....	0
11/19/17 ..... Nigel Bradham at Cowboys (W).....	37	10/25/53 ..... Tom Scott* at Chicago Cardinals (W).....	0
09/10/17 ..... Fletcher Cox at Washington (W).....	20	12/07/52 ..... Ebert Van Buren vs. Dallas Texans (W).....	0
01/03/16 ..... Walter Thurmond at Giants (W).....	83	11/16/52 ..... Pete Pihos vs. Chicago Cardinals (W).....	12
10/05/14 ..... Cedric Thornton vs. Rams (W).....	0	11/09/52 ..... Mike Jarmoluk vs. Washington (W).....	16
09/07/14 ..... Fletcher Cox vs. Jaguars (W).....	17	11/04/51 ..... Gerry Cowhig at Steelers (W).....	25
10/27/13 ..... Najee Goode vs. Giants (L).....	2	10/29/50 ..... John Green vs. Washington (W).....	2
12/18/11 ..... Juqua Parker vs. Jets (W).....	47	11/06/49 ..... Russ Craft vs. Los Angeles Rams (W).....	21
11/07/11 ..... Brian Rolle vs. Bears (L).....	22	10/31/48 ..... Bosh Pritchard at Steelers (W).....	18
09/11/11 ..... Juqua Parker at Rams (W).....	56	10/05/47 ..... Joe Muha vs. Giants (W).....	2
10/10/10 ..... Quintin Mikell at 49ers (W).....	52	10/08/44 ..... Jack Banta vs. Washington (T).....	0
12/13/09 ..... Sheldon Brown at Giants (W).....	60	10/31/43 ..... Jack Hinkle vs. Chicago Cardinals (W).....	0
09/13/09 ..... Victor Abiamiri at Panthers (W).....	2	10/24/43 ..... Al Wukits* at Giants (L).....	2
12/28/08 ..... Chris Clemons vs. Cowboys (W).....	73	11/01/42 ..... Rupert Pate at Washington (L).....	53
..... Joselio Hanson vs. Cowboys (W).....	96	09/20/42 ..... Vic Sears at Cleveland Rams (L).....	25
09/15/08 ..... Chris Gocong at Cowboys (L).....	0	09/15/40 ..... Don Looney* at Packers (L).....	44
12/30/07 ..... Kevin Curtis vs. Bills (W).....	0	10/15/39 ..... Theodore Schmitt at Giants (L).....	63
12/23/07 ..... Kevin Curtis at Saints (W).....	0	09/25/38 ..... Joe Carter vs. Giants (W).....	92
09/24/06 ..... Mike Patterson at 49ers (W).....	98	..... Bob Pylman* vs. Giants (W).....	88
10/09/05 ..... Sheldon Brown at Cowboys (L).....	80	09/16/38 ..... Jay Arnold at Pittsburgh Pirates (W).....	18
01/16/05 ..... Freddie Mitchell vs. Vikings (W).....	0	10/31/37 ..... Joe Pilconis at Pittsburgh Pirates (L).....	22
12/15/02 ..... Carlos Emmons vs. Washington (W).....	44		
12/09/01 ..... Brian Dawkins vs. Chargers (W).....	49		
09/30/01 ..... Damon Moore vs. Cowboys (W).....	10		
09/15/97 ..... William Thomas at Cowboys (L).....	37		
12/22/96 ..... Mike Mamula vs. Cardinals (W).....	4		
10/13/96 ..... William Thomas at Giants (W).....	23		
09/30/96 ..... Rhett Hall vs. Cowboys (L).....	32		
12/24/95 ..... Jerome Henderson at Bears (L).....	0		
10/29/95 ..... Kevin Johnson vs. St. Louis Rams (W).....	37		
10/15/95 ..... Mike Zordich at Giants (W).....	58		
09/24/95 ..... Greg Jackson at Raiders (L).....	45		
01/03/94 ..... Byron Evans at 49ers (W).....	30		
09/13/92 ..... Reggie White at Phoenix Cardinals (W).....	37		
11/24/91 ..... Seth Joyner at Phoenix Cardinals (W).....	34		
..... Clyde Simmons at Phoenix Cardinals (W).....	0		
10/06/91 ..... Seth Joyner at Buccaneers (L).....	0		
11/12/90 ..... Clyde Simmons vs. Washington (W).....	18		
12/03/89 ..... Andre Waters at Giants (W).....	3		
11/20/88 ..... Cris Carter at Giants (W).....	0		
09/20/87 ..... Seth Joyner vs. Saints (W).....	18		
09/13/87 ..... Reggie White at Washington (L).....	70		
12/15/85 ..... Dave Little at Chargers (L).....	0		
12/26/82 ..... Greg Brown at Cowboys (W).....	0		
10/11/81 ..... Frank LeMaster at Saints (W).....	47		
09/27/81 ..... Greg Brown* vs. Washington (W).....	7		
11/16/80 ..... Jerry Robinson at Washington (W).....	59		
11/19/78 ..... Herman Edwards at Giants (W).....	26		
12/01/74 ..... Will Wynn vs. Packers (W).....	87		
10/06/74 ..... Bill Dunstan at Chargers (W).....	46		
09/23/74 ..... Joe Lavender vs. Cowboys (W).....	96		
11/04/73 ..... Will Wynn* vs. Patriots (W).....	24		
11/21/71 ..... Ben Hawkins at St. Louis Cardinals (W).....	5		
..... Steve Smith at St. Louis Cardinals (W).....	5		
11/15/70 ..... Steve Preece vs. Falcons (T).....	21		

\* Rookie | *Playoff Game*

LONGEST FUMBLE RECOVERY TOUCHDOWN		
Rk	Player	Yds
1.	Mike Patterson (9/24/06 at 49ers).....	98t
2t.	Joselio Hanson (12/28/08 vs. Cowboys).....	96t
	Joe Lavender (9/23/74 vs. Cowboys).....	96t
4.	Joe Carter (9/25/38 vs. Giants).....	92t
5.	Boby Pylman (9/25/38 vs. Giants).....	88t
6.	Will Wynn (12/1/74 vs. Packers).....	87t
7t.	<b>Darius Slay (11/14/21 at Broncos).....</b>	<b>83t</b>
	Walter Thurmond (1/3/16 at Giants).....	83t
9.	Sheldon Brown (10/9/05 at Cowboys).....	80t
10.	Chris Clemons (12/28/08 vs. Cowboys).....	73t

FUMBLE RECOVERY TOUCHDOWNS CAREER		
Rk	Player	TD
1t.	<b>Fletcher Cox (2012-)</b> .....	<b>3</b>
	Seth Joyner (1986-93).....	3
2t.	<b>10x, last: Darius Slay (2020-)</b> .....	<b>2</b>

FUMBLE RECOVERY TOUCHDOWNS SEASON		
Rk	Player	TD
1t.	<b>Darius Slay (2021)</b> .....	<b>2</b>
	Juqua Parker (2011).....	2
	Kevin Curtis (2007).....	2
	Seth Joyner (1991).....	2



**KICKOFF RETURN TOUCHDOWNS (YARDS)**

10/23/16.....	Josh Huff vs. Vikings (W).....	98
10/16/16.....	Wendell Smallwood* at Washington (L).....	86
11/23/14.....	Josh Huff* vs. Titans (W).....	107
09/21/14.....	Chris Polk vs. Washington (W).....	102
11/23/08.....	Quintin Demps* at Ravens (L).....	100
11/04/01.....	Brian Mitchell at Cardinals (W).....	94
10/01/00.....	Brian Mitchell vs. Falcons (W).....	89
11/14/99.....	Allen Rossum vs. Washington (W).....	89
11/02/97.....	Willie Clark at Cardinals (L).....	39
11/24/96.....	Derrick Witherspoon at Cardinals (L).....	95
09/22/96.....	Derrick Witherspoon at Falcons (W).....	97
12/17/95.....	Derrick Witherspoon vs. Cardinals (W).....	86
12/24/94.....	Herschel Walker at Bengals (L).....	94
11/18/84.....	Andre Waters* vs. Washington (W).....	89
12/02/79.....	Billy Campfield vs. Lions (W).....	92
12/11/77.....	Wilbert Montgomery* vs. Giants (W).....	99
09/22/68.....	Alvin Haymond vs. Giants (L).....	98
11/06/66.....	Timmy Brown vs. Cowboys (W).....	93
	Timmy Brown vs. Cowboys (W).....	90
09/22/63.....	Timmy Brown vs. Cardinals (L).....	100
12/02/62.....	Timmy Brown at Washington (W).....	99
09/17/61.....	Timmy Brown vs. Browns (W).....	105
09/24/55.....	Jerry Norton vs. Giants (W).....	96
10/07/50.....	Russ Craft vs. Rams (W).....	103
09/28/47.....	Steve Van Buren vs. Washington (W).....	95
12/02/45.....	Steve Van Buren at Giants (L).....	98
11/12/44.....	Steve Van Buren* vs. Giants (T).....	97
11/01/42.....	Bosh Pritchard* at Washington (L).....	97
11/13/38.....	Dave Smukler at Brooklyn Dodgers (L).....	100

\* Rookie | *Playoff Game*

**BLOCKED PUNTS RETURNED FOR TDs (YARDS)**

12/06/15.....	Najee Goode at Patriots (W).....	24
12/28/14.....	Trey Burton* at Giants (W).....	27
10/05/14.....	Chris Maragos vs. Rams (W).....	10
09/28/14.....	Brad Smith at 49ers (L).....	0
11/22/92.....	Ken Rose at Giants (W).....	3
09/02/84.....	Rich Kraynak at Giants (L).....	8
10/31/71.....	Bill Hobbs vs. Broncos (W).....	0
12/20/70.....	Mike Dirks vs. Steelers (W).....	0
11/12/67.....	Jim Nettles at Rams (L).....	0
12/18/49.....	Leo Skladany* at Rams (W).....	2
11/02/47.....	Pete Pihos at Washington (W).....	26
11/03/46.....	Augie Lio vs. Giants (W).....	0

\* Rookie | *Playoff Game*

**MISSED FGs RETURNED FOR TDs (YARDS)**

09/26/71.....	Al Nelson vs. Cowboys (L).....	101
12/11/66.....	Al Nelson vs. Browns (W).....	100
09/16/62.....	Timmy Brown vs. Cardinals (L).....	99

**BLOCKED FGs RETURNED FOR TDs (YARDS)**

10/23/05.....	Matt Ware vs. Chargers (W).....	65
11/20/88.....	Clyde Simmons at Giants (W).....	15

**PUNT RETURN TOUCHDOWNS (YARDS)**

12/06/20.....	Jalen Reagor at Packers (L).....	73
12/06/15.....	Darren Sproles at Patriots (W).....	83
09/27/15.....	Darren Sproles at Jets (W).....	89
11/10/14.....	Darren Sproles vs. Panthers (W).....	65
09/28/14.....	Darren Sproles at 49ers (L).....	82
12/02/12.....	Damaris Johnson* at Cowboys (L).....	98
12/19/10.....	DeSean Jackson at Giants (W).....	65
12/13/09.....	DeSean Jackson at Giants (W).....	72
09/13/09.....	DeSean Jackson at Panthers (W).....	85
10/05/08.....	DeSean Jackson* vs. Washington (L).....	68
12/21/03.....	Brian Westbrook vs. 49ers (L).....	81
10/19/03.....	Brian Westbrook at Giants (W).....	84
11/25/02.....	Brian Mitchell at 49ers (W).....	76
09/24/00.....	Brian Mitchell at Saints (W).....	72
11/22/92.....	Vai Sikahema at Giants (W).....	87
11/30/86.....	Greg Garrity at Raiders (W).....	76
09/03/78.....	Wally Henry vs. Rams (L).....	57
10/06/68.....	Alvin Haymond at Washington (L).....	54
11/06/66.....	Aaron Martin vs. Cowboys (W).....	67
12/19/65.....	Bob Shann* vs. Lions (L).....	63
12/03/61.....	Timmy Brown at Steelers (W).....	66
10/11/59.....	Art Powell* vs. Steelers (W).....	58
10/04/59.....	Tommy McDonald vs. Giants (W).....	81
11/09/52.....	Don Stevens* vs. Washington (W).....	56
10/26/52.....	Bibbles Bawel* at Giants (W).....	52
12/04/49.....	Frank Reagan at Giants (W).....	41
10/30/49.....	Clyde Scott* at Steelers (W).....	70
10/31/48.....	Bosh Pritchard at Steelers (W).....	55
12/21/47.....	Bosh Pritchard at Steelers (W).....	79
11/23/47.....	Pat McHugh* at Boston Yanks (L).....	69
11/02/47.....	Pete Pihos* at Washington (W).....	26
12/08/46.....	Steve Van Buren at Boston Yanks (W).....	50
10/22/44.....	Steve Van Buren* vs. Boston Yanks (W).....	55
10/25/42.....	Ernie Steele* at Bears (L) (lateral).....	80
10/18/36.....	Stumpy Thomason at Boston (L).....	15

\* Rookie | *Playoff Game*



DARREN SPROLES



NICK FOLES



RON JAWORSKI

STARTING QUARTERBACK RECORDS (SINCE 1956)

2021.....	Jalen Hurts.....	8-7	1998.....	Bobby Hoying.....	1-6	1975.....	Roman Gabriel.....	2-7
	<b>Gardner Minshew</b> .....	<b>1-1</b>		Koy Detmer.....	1-4		Mike Boryla.....	2-3
2020.....	Carson Wentz.....	3-8-1		Rodney Peete.....	1-3	1974.....	Roman Gabriel.....	4-7
	<b>Jalen Hurts</b> .....	<b>1-3</b>	1997.....	Ty Detmer.....	2-5		Mike Boryla.....	3-0
2019.....	Carson Wentz.....	9-7		Bobby Hoying.....	2-3-1	1973.....	Roman Gabriel.....	5-8-1
2018.....	Carson Wentz.....	5-6		Rodney Peete.....	2-1	1972.....	John Reaves.....	0-7
	Nick Foles.....	4-1	1996.....	Ty Detmer.....	7-4		Pete Liske.....	2-4-1
2017.....	Carson Wentz.....	11-2		Rodney Peete.....	3-2	1971.....	Pete Liske.....	5-5
	Nick Foles.....	2-1	1995.....	Rodney Peete.....	9-3		Rick Arrington.....	1-2-1
2016.....	Carson Wentz.....	7-9		Randall Cunningham.....	1-3	1970.....	Norm Snead.....	3-9-1
2015.....	Sam Bradford.....	7-7	1994.....	Randall Cunningham.....	7-7		Rick Arrington.....	0-1
	Mark Sanchez.....	0-2		Bubby Brister.....	0-2	1969.....	Norm Snead.....	4-8-1
2014.....	Nick Foles.....	6-2	1993.....	Bubby Brister.....	4-4		George Mira.....	0-1
	Mark Sanchez.....	4-4		Randall Cunningham.....	4-0	1968.....	Norm Snead.....	2-9
2013.....	Michael Vick.....	2-4		Ken O'Brien.....	0-4		King Hill.....	0-2
	Nick Foles.....	8-2	1992.....	Randall Cunningham.....	10-5		John Huarte.....	0-1
2012.....	Michael Vick.....	3-7		Jim McMahon.....	1-0	1967.....	Norm Snead.....	6-7-1
	Nick Foles.....	1-5	1991.....	Jim McMahon.....	8-3	1966.....	Norm Snead.....	5-5
2011.....	Michael Vick.....	7-6		Randall Cunningham.....	1-0		King Hill.....	2-0
	Vince Young.....	1-2		Jeff Kemp.....	1-1		Jack Concannon.....	2-0
2010.....	Michael Vick.....	8-3		Brad Goebel.....	0-2	1965.....	Norm Snead.....	4-5
	Kevin Kolb.....	2-3	1990.....	Randall Cunningham.....	10-6		King Hill.....	1-4
2009.....	Donovan McNabb.....	10-4	1989.....	Randall Cunningham.....	11-5	1964.....	Norm Snead.....	4-6
	Kevin Kolb.....	1-1	1988.....	Randall Cunningham.....	10-6		King Hill.....	1-1
2008.....	Donovan McNabb.....	9-6-1	1987.....	Randall Cunningham.....	7-5		Jack Concannon.....	1-1
2007.....	Donovan McNabb.....	8-6		Scott Tinsley.....	0-3	1963.....	Sonny Jurgensen.....	2-6-1
	A.J. Feeley.....	0-2	1986.....	Ron Jaworski.....	3-6		King Hill.....	0-4-1
2006.....	Donovan McNabb.....	5-5		Randall Cunningham.....	1-3-1	1962.....	Sonny Jurgensen.....	3-9-1
	Jeff Garcia.....	5-1		Matt Cavanaugh.....	1-1		King Hill.....	0-1
2005.....	Donovan McNabb.....	4-5	1985.....	Ron Jaworski.....	6-6	1961.....	Sonny Jurgensen.....	10-4
	Mike McMahon.....	2-5		Randall Cunningham.....	1-3	1960.....	Norm Van Brocklin.....	10-2
2004.....	Donovan McNabb.....	13-2	1984.....	Ron Jaworski.....	5-7-1	1959.....	Norm Van Brocklin.....	7-5
	Koy Detmer.....	0-1		Joe Pisarcik.....	1-2	1958.....	Norm Van Brocklin.....	2-9-1
2003.....	Donovan McNabb.....	12-4	1983.....	Ron Jaworski.....	5-11	1957.....	Bobby Thomason.....	2-5
2002.....	Donovan McNabb.....	7-3	1982.....	Ron Jaworski.....	3-6		Sonny Jurgensen.....	2-3
	A.J. Feeley.....	4-1	1981.....	Ron Jaworski.....	10-6	1956.....	Bobby Thomason.....	3-5-1
	Koy Detmer.....	1-0	1980.....	Ron Jaworski.....	12-4		Adrian Burk.....	0-3
2001.....	Donovan McNabb.....	11-5	1979.....	Ron Jaworski.....	11-5			
2000.....	Donovan McNabb.....	11-5	1978.....	Ron Jaworski.....	9-7			
1999.....	Doug Pederson.....	2-7	1977.....	Ron Jaworski.....	5-9			
	Donovan McNabb.....	2-4	1976.....	Mike Boryla.....	3-7			
	Koy Detmer.....	1-0		Roman Gabriel.....	1-3			



PASSING

ATTEMPTS

- Carson Wentz (2016).....607
- Nick Foles (2012).....265
- John Reaves (1972).....224
- Donovan McNabb (1999).....216
- Davey O'Brien (1939).....201
- Jalen Hurts (2020).....148**
- Mike Boryla (1974).....102
- Foster Watkins (1940).....85
- Randall Cunningham (1985).....81
- 10t. Rick Arrington (1970).....73
- Red Kirkman (1933).....73

COMPLETIONS

- Carson Wentz (2016).....379
- Nick Foles (2012).....161
- John Reaves (1972).....108
- Donovan McNabb (1999).....106
- Davey O'Brien (1939).....99
- Jalen Hurts (2020).....77**
- Mike Boryla (1974).....60
- Rick Arrington (1970).....37
- Randall Cunningham (1985).....34
- Sonny Jurgensen (1957).....33

PASSING YARDS

- Carson Wentz (2016).....3,782
- Nick Foles (2012).....1,699
- John Reaves (1972).....1,508
- Davey O'Brien (1939).....1,324
- Jalen Hurts (2020).....1,061**
- Donovan McNabb (1999).....948
- Mike Boryla (1974).....580
- Foster Watkins (1940).....565
- Randall Cunningham (1985).....548
- Sonny Jurgensen (1957).....470

TOUCHDOWNS

- Carson Wentz (2016).....16
- Donovan McNabb (1999).....8
- John Reaves (1972).....7
- Jalen Hurts (2020).....6**
- Nick Foles (2012).....6
- Davey O'Brien (1939).....6
- 7t. Mike Boryla (1974).....5
- Sonny Jurgensen (1957).....5

COMPLETION PERCENTAGE

- Carson Wentz (2016).....62.4
- Nick Foles (2012).....60.8
- Mike Boryla (1974).....58.8
- Jalen Hurts (2020).....52.0**
- Davey O'Brien (1939).....49.3

(min. 75 attempts)

PASSER RATING

- Carson Wentz (2016).....79.3
- Nick Foles (2012).....79.1
- Mike Boryla (1974).....78.9
- Jalen Hurts (2020).....77.6**
- Donovan McNabb (1999).....60.1

(min. 75 attempts)

RUSHING

ATTEMPTS

- Po James (FB) (1972).....182
- Miles Sanders (2019).....179**
- Keith Byars (FB) (1986).....177
- Lee Bougness (FB) (1970).....159
- LeSean McCoy (2009).....155
- Billy Barnes (1957).....143
- James Joseph (1991).....135
- Correll Buckhalter (2001).....129
- Clarence Peaks (1957).....125
10. Mike Hogan (1976).....123

RUSHING YARDS

- Miles Sanders (2019).....818**
- LeSean McCoy (2009).....637
- Correll Buckhalter (2001).....586
- Keith Byars (FB) (1986).....577
- Po James (FB) (1972).....565
- Bryce Brown (2012).....564
- Mike Hogan (FB) (1976).....561
- Billy Barnes (1957).....529
- Josh Adams (2018).....511
- Clarence Peaks (1957).....495

TOUCHDOWNS

- Kenneth Gainwell (2021).....5**
- Don Johnson (1953).....5
- Steve Van Buren (1944).....5
- 4t. Corey Clement (2017).....4
- Bryce Brown (2012).....4
- LeSean McCoy (2009).....4
- Ken Keller (1956).....4
- Mel Bleeker (1944).....4
- Jim Castiglia (FB) (1941).....4

RECEIVING

RECEPTIONS

- Keith Jackson (TE) (1988).....81
- Jordan Matthews (2014).....67
- DeVonta Smith (2021).....64**
- DeSean Jackson (2008).....62
- Don Looney (E) (1940).....58
- Jeremy Maclin (2009).....56
- Charle Young (TE) (1973).....55
- 8t. Miles Sanders (RB) (2019).....50**
- Lee Bougness (RB) (1970).....50
10. Reggie Brown (2005).....43

RECEIVING YARDS

- DeVonta Smith (2021).....916**
- DeSean Jackson (2008).....912
- Jordan Matthews (2014).....872
- Keith Jackson (TE) (1988).....869
- Charle Young (TE) (1973).....854
- Jeremy Maclin (2009).....773
- Fred Barnett (1990).....721
- Don Looney (E) (1940).....707
- Calvin Williams (1990).....602
10. Reggie Brown (2005).....571

TOUCHDOWNS

- Calvin Williams (1990).....9
- 2t. Jordan Matthews (2014).....8
- Fred Barnett (1990).....8
- Bobby Walston (E) (1951).....8
5. Pete Pihos (E) (1947).....7
- 6t. Keith Jackson (TE) (1988).....6
- Charle Young (TE) (1973).....6
- 8t. DeVonta Smith (2021).....5**
- Hal Giancanelli (B) (1953).....5

TOTAL OFFENSE

SCRIMMAGE YARDS

- Miles Sanders (RB) (2019).....1,327**
- DeSean Jackson (WR) (2008).....1,008
- LeSean McCoy (RB) (2009).....945
- 4. DeVonta Smith (WR) (2021).....916**
- Charle Young (TE) (1973).....878
- Jordan Matthews (WR) (2014).....872
- Keith Jackson (TE) (1988).....869
- Lee Bougness (RB) (1970).....802
- Jeremy Maclin (WR) (2009).....766
10. Billy Barnes (RB) (1957).....741

TOUCHDOWNS

- Calvin Williams (WR) (1990).....9
- 2t. Jordan Matthews (WR) (2014).....8
- Fred Barnett (WR) (1990).....8
- Bobby Walston (E) (1951).....8
- Pete Pihos (E) (1947).....8
- Mel Bleeker (RB) (1944).....8
- 7t. Charle Young (TE) (1973).....7
- Don Johnson (RB) (1953).....7
- Steve Van Buren (RB) (1944).....7
- 10t. Kenneth Gainwell (RB) (2021).....6**
- Miles Sanders (RB) (2019).....6**
- Corey Clement (RB) (2017).....6
- Keith Jackson (TE) (1988).....6
- Hal Giancanelli (B) (1953).....6



DEVONTA SMITH



**SACKS**

**SACKS (SINCE 1982)**

1.	Corey Simon (DT) (2000).....	9.5
2.	Derrick Burgess (DE) (2001).....	6.0
<b>3t.</b>	<b>Fletcher Cox (DT) (2012).....</b>	<b>5.5</b>
	Mike Mamula (DE) (1995).....	5.5
5t.	Derek Barnett (DE) (2017).....	5.0
	Trent Cole (DE) (2005).....	5.0
7.	Jerome Brown (DT) (1987).....	4.0
8.	Mike Patterson (DT) (2005).....	3.5
<b>9.</b>	<b>Brandon Graham (DE) (2010).....</b>	<b>3.0</b>

**INTERCEPTIONS**

**INTERCEPTIONS (SINCE 1940)**

1t.	Tom Brookshier (DB) (1953).....	8
	Ed "Bibbles" Bawel (B) (1952).....	8
3.	Herman Edwards (DB) (1977).....	6
4t.	Eric Allen (DB) (1988).....	5
	Randy Logan (S) (1973).....	5
	Jerry Norton (DB) (1954).....	5
	Steve Van Buren (B) (1944).....	5
8t.	Roynell Young (CB) (1980).....	4
	Brenard Wilson (S) (1979).....	4

**KICKING**

**POINTS**

1.	Cody Parkey (2014).....	150
2.	Alex Henery (2011).....	118
3.	Paul McFadden (1984).....	116
<b>4.</b>	<b>Jake Elliott (2017).....</b>	<b>110</b>
5.	Tony Franklin (1979).....	105

**FIELD GOALS**

1.	Cody Parkey (2014).....	32
2.	Paul McFadden (1984).....	30
<b>3.</b>	<b>Jake Elliott (2017).....</b>	<b>26</b>
4.	Alex Henery (2011).....	24
5.	Tony Franklin (1979).....	23

**FIELD GOAL ATTEMPTS**

1.	Paul McFadden (1984).....	37
2.	Cody Parkey (2014).....	36
<b>3t.</b>	<b>Jake Elliott (2017).....</b>	<b>31</b>
	Tony Franklin (1979).....	31
5.	Alex Henery (2011).....	27

**FIELD GOAL PERCENTAGE**

1t.	Cody Parkey (2014).....	88.9
	Alex Henery (2011).....	88.9
<b>3.</b>	<b>Jake Elliott (2017).....</b>	<b>83.7</b>
4.	Paul McFadden (1984).....	81.1
5.	Tony Franklin (1979).....	74.2

(min. 16 FG attempts)

**PUNTING**

**PUNTS**

1.	John Teltschik (1986).....	108
2.	Tom Hutton (1995).....	85
3.	Merritt Kersey (1974).....	82
4t.	Max Runager (1979).....	74
	Bill Bradley (1969).....	74

**PUNTING YARDS**

1.	John Teltschik (1986).....	4,493
2.	Tom Hutton (1995).....	3,682
3.	Sav Rocca (2007).....	3,066
4.	Merritt Kersey (1974).....	2,959
5.	Bill Bradley (1969).....	2,942

**GROSS AVERAGE**

1.	Tom Hutton (1995).....	43.321
2.	Chas Henry (2011).....	42.88
3.	Sav Rocca (2007).....	42.00
4.	John Teltschik (1986).....	41.60
5.	Bill Bradley (1969).....	39.76

(min. 2.5 punts/game)

**KICKOFF RETURNS**

**KICKOFF RETURNS**

1.	Quintin Demps (2008).....	52
2.	Herman Hunter (1985).....	48
3.	Duce Staley (1997).....	47
4.	Brandon Boykin (2012).....	45
5.	Allen Rossum (1998).....	44
6.	J.R. Reed (2004).....	33
7t.	Jorrick Calvin (2010).....	32
	Billy Walik (1970).....	32
9.	Dion Lewis (2011).....	31
10t.	Ted Dean (1960).....	26
	Al Nelson (1965).....	26

**KICKOFF RETURN YARDS**

1.	Quintin Demps (2008).....	1,314
2.	Duce Staley (1997).....	1,139
3.	Allen Rossum (1998).....	1,080
4.	Herman Hunter (1985).....	1,047
5.	Brandon Boykin (2012).....	1,037
6.	Billy Walik (1970).....	805
7.	J.R. Reed (2004).....	761
8.	Jorrick Calvin (2010).....	692
9.	Al Nelson (1965).....	683
10.	Dion Lewis (2011).....	669

**KICKOFF RETURN AVERAGE (SINCE 1941)**

1.	Josh Huff (2014).....	29.6
2.	Tommy McDonald (1957).....	27.6
3.	Israel Lang (1964).....	27.1
4.	Art Powell (1959).....	27.1
5.	Don Stevens (1952).....	27.1
6.	Wilbert Montgomery (1977).....	26.9
7.	Al Nelson (1965).....	26.3
8.	Quintin Demps (2008).....	25.3
9.	Billy Walik (1970).....	25.2
10.	Allen Rossum (1998).....	24.6

(min. 10 returns)

**PUNT RETURNS**

**PUNT RETURNS**

1.	DeSean Jackson (2008).....	50
2.	Evan Cooper (1984).....	40
3.	Ed "Bibbles" Bawel (1952).....	34
4.	Bill Bradley (1969).....	28
5t.	Damaris Johnson (2012).....	26
	Tommy McDonald (1957).....	26
7.	Allen Rossum (1998).....	22
8.	Jerry Norton (1954).....	21
9t.	Bobby Morse (1987).....	20
	Billy Walik (1970).....	20

**PUNT RETURN YARDS**

1.	DeSean Jackson (2008).....	440
2.	Damaris Johnson (2012).....	291
3.	Ed "Bibbles" Bawel (1952).....	261
4.	Evan Cooper (1984).....	250
5.	Steve Van Buren (1944).....	230
6.	Dexter Wynn (2004).....	194
7.	Allen Rossum (1998).....	187
8.	Ernie Steele (1942).....	184
9.	Bill Bradley (1969).....	181
10.	Don Stevens (1952).....	172

**PUNT RETURN AVERAGE (SINCE 1941)**

1.	Pat McHugh (1947).....	15.7
2.	Steve Van Buren (1944).....	15.3
3.	Damaris Johnson (2012).....	11.2
4.	Dexter Wynn (2004).....	10.8
5.	Don Stevens (1952).....	10.8
6.	Jorrick Calvin (2010).....	10.4
7t.	Ken Keller (1956).....	9.7
	Bosh Pritchard (1942).....	9.7
9.	DeSean Jackson (2008).....	8.8
10.	Allen Rossum (1998).....	8.5

(min. 10 returns)



COREY SIMON



PASSING YARDS

Rk	Player	Yds
1.	Nick Foles (12/9/2012 at Buccaneers)	381
2.	Carson Wentz (11/6/2016 at Giants)	364
3.	Nick Foles (12/23/2012 vs. Washington)	345
4.	<b>Jalen Hurts (12/27/2020 at Cowboys)</b>	<b>342</b>
5.	<b>Jalen Hurts (12/20/2020 at Cardinals)</b>	<b>338</b>
6.	Carson Wentz (12/11/2016 vs. Washington)	314
7.	Carson Wentz (12/4/2016 at Bengals)	308
8.	Carson Wentz (9/25/2016 vs. Steelers)	301

COMPLETIONS

Rk	Player	Cmp
1.	Carson Wentz (12/4/2016 at Bengals)	36
2t.	Carson Wentz (12/11/2016 vs. Washington)	32
	Carson Wentz (10/30/2016 at Cowboys)	32
	Nick Foles (12/23/2012 vs. Washington)	32
	Nick Foles (12/9/2012 at Buccaneers)	32

PASSING TOUCHDOWNS

Rk	Player	TD
1t.	<b>Jalen Hurts (12/20/2020 at Cardinals)</b>	<b>3</b>
	Donovan McNabb (1/2/2000 vs. Rams)	3
	Sonny Jurgensen (11/24/1957 vs. Washington)	3

RUSHING YARDS

Rk	Player	Yds
1.	Bryce Brown (11/26/12 vs. Panthers)	178
2.	Bryce Brown (12/2/12 at Cowboys)	169
3.	Correll Buckhalter (10/7/01 vs. Cardinals)	134
4.	Steve Van Buren (11/5/44 at Brooklyn Tigers)	129
5.	Keith Byars (12/7/86 vs. Cardinals)	127
6t.	<b>Miles Sanders (12/15/19 at Washington)</b>	<b>122</b>
	Charlie Garner (10/9/94 vs. Washington)	122
8.	Don Johnson (11/29/53 at Giants)	121
9.	Ryan Moats (12/11/05 vs. Giants)	114
10.	Charlie Garner (10/2/94 at 49ers)	111

RECEIVING YARDS

Rk	Player	Yds
1.	Don Looney (12/1/40 at Washington)	180
2.	Hank Baskett (12/31/06 vs. Falcons)	177
3.	Jeremy Maclin (1/9/10 at Cowboys) (NFC WC)	146
4t.	Jeremy Maclin (10/11/09 vs. Buccaneers)	142
	Keith Jackson (12/31/88 at Bears) (NFC D)	142
6.	Jordan Matthews (11/10/14 vs. Panthers)	138
7.	Don Looney (9/22/40 at Cleveland Rams)	129
8.	Clyde Scott (11/13/49 at Washington)	127
9.	<b>DeVonta Smith (10/3/21 vs. Chiefs)</b>	<b>122</b>
10.	Herman Hunter (10/13/85 vs. L.A. Rams)	120
11.	Fred Meyer (11/1/42 at Washington)	119
12.	Bobby Walston (10/21/51 at Giants)	118
13.	<b>DeVonta Smith (11/7/21 vs. Chargers)</b>	<b>116</b>
14.	Don Looney (9/15/40 at Packers)	115

LONGEST RUSHING TOUCHDOWN

Rk	Player	Yds
1.	Herman Hunter (11/24/1985 at Cowboys)	74t
2.	John Brewer (10/4/1952 vs. Giants)	71t
3t.	Steve Van Buren (11/5/1944 at Brooklyn Tigers)	70t
	John Kusko (11/22/1936 vs. Bears)	70t
5t.	LeSean McCoy (11/1/2009 vs. Giants)	66t
	Don Johnson (11/15/1953 vs. Colts)	66t
7t.	<b>Miles Sanders (10/27/19 at Bills)</b>	<b>65t</b>
	Bryce Brown (12/26/2012 vs. Panthers)	65t
9.	Don Johnson (11/29/1953 at Giants)	63t
10.	Ryan Moats (12/18/2005 at Rams)	59t

LONGEST RECEIVING TOUCHDOWN

Rk	Player	Yds
1.	Fred Barnett (12/2/1990 at Bills)	95t
2.	Hank Baskett (12/31/2006 vs. Falcons)	89t
3.	Hank Baskett (10/8/2006 vs. Cowboys)	87t
4.	Kenny Jackson (10/21/1984 vs. Giants)	83t
5.	Charle Young (11/18/1973 at Cowboys)	80t
6.	Mel Bleeker (10/22/1944 vs. Boston Yanks)	75t
7.	Glen Young (11/6/1983 vs. Cowboys)	71t
8.	Clyde Scott (11/13/1949 at Washington)	70t

LONGEST KICKOFF RETURN

Rk	Player	Yds
1.	Josh Huff (11/23/14 vs. Titans)	107t
2.	Quintin Demps (11/23/08 at Ravens)	100t
3.	Wilbert Montgomery (12/11/77 vs. Giants)	99t
4t.	Steve Van Buren (11/12/44 vs. Giants)	97t
	Bosh Pritchard (11/1/42 at Washington)	97t
6.	Art Powell (10/4/59 vs. Giants)	95
7.	Andre Waters (11/18/84 vs. Washington)	89t
8.	Wendell Smallwood (10/16/16 at Washington)	86t
9.	Billy Walik (10/25/70 at Packers)	82
10.	Jim Castiglia (10/19/41 vs. Washington)	72

LONGEST PUNT RETURN

Rk	Player	Yds
1.	Damaris Johnson (12/2/12 at Cowboys)	98t
2.	<b>Jalen Reagor (12/6/20 at Packers)</b>	<b>73t</b>
3.	Clyde Scott (10/30/49 at Steelers)	70t
4.	Pat McHugh (11/23/47 at Boston Yanks)	69t
5.	DeSean Jackson (10/5/08 vs. Washington)	68t
6.	Bob Shann (12/19/65 vs. Lions)	63t
7.	Ernie Steele (10/11/42 at Giants)	62
8.	DeSean Jackson (9/7/08 vs. Rams)	60
9.	Art Powell (10/11/59 vs. Steelers)	58t
10.	Don Stevens (11/9/52 vs. Washington)	56t



## SCORING

## MOST TOUCHDOWNS

- 5 James Stewart, Jaguars (10/12/97 at Jax.) (all rushing)
- 4 8x, last: Chase Claypool, Steelers (10/11/20 at Pit.)

## MOST FIELD GOALS

- 5 7x, last: Josh Brown, Giants (10/27/13 at Phi., 5 att)

## LONGEST FIELD GOAL

- 63 Brett Maher, Cowboys (10/20/19) at Dal.)
- 62 Brett Maher, Cowboys (12/9/18 at Dal.)
- 62 Matt Bryant, Buccaneers (10/22/06 at TB)
- 59 Greg Zuerlein, Cowboys (11/1/20) vs. Dal.)
- 56 Justin Tucker, Ravens (9/16/12 at Phi.)
- 56 Mason Crosby, Packers (9/12/10 at Phi.)

## PASSING

## MOST ATTEMPTS

- 63 Eli Manning, Giants (12/22/16 at Phi.)
- 58 Ryan Fitzpatrick, Jets (9/27/15 at NYJ)
- 57 Eli Manning, Giants (12/17/17 at NYG)
- 56 Tom Brady, Patriots (12/6/15 at NE)
- 56 Fran Tarkenton, Vikings (12/3/78 at Min.)

## MOST COMPLETIONS

- 42 Dak Prescott, Cowboys (12/9/18 at Dal.)
- 38 Eli Manning, Giants (12/22/16 at Phi.)
- 37 Eli Manning, Giants (12/17/17 at NYG)
- 37 Daunte Culpepper, Vikings (9/20/04 at Phi.)
- 36 Philip Rivers, Chargers (9/15/13 at Phi.)

## MOST PASSING YARDS

- 455 Dak Prescott (12/9/18 at Dal.)
- 446 Jon Kitna, Lions (9/23/07 at Phi.)
- 434 Eli Manning, Giants (12/17/17 at NYG)
- 429 Eli Manning, Giants (9/28/14 at NYG)
- 428 Joe Montana, 49ers (9/24/89 at Phi.)

## MOST TOUCHDOWNS

- 5 12x, last: Dak Prescott, Cowboys (1/8/22 vs. Dal.)

## LONGEST PASSING PLAY

- 96 Bill Kilmer to Walter Roberts, Saints (11/19/67 at Phi.)
- 93t Neil Lomax to Ernie Jones, Cardinals (12/10/88 at Pho.)
- 91t Jon Kitna to Roy Williams, Lions (9/23/07 at Phi.)
- 90t Seneca Wallace to Koren Robinson (11/2/08 at Sea.)
- 90t Virgil Carter to Speedy Thomas, Bengals (9/19/71 at Cin.)

## RUSHING

## MOST ATTEMPTS

- 43 Butch Woolfolk, Giants (11/20/83 at Phi.)

## MOST RUSHING YARDS

- 237 Emmitt Smith, Cowboys (10/31/93 at Phi.) 30 att.
- 237 Jim Brown, Browns (11/19/61 at Cle.) 34 att.
- 235 Doug Martin, Buccaneers (11/22/15 vs. TB) 27 att.
- 223 Jim Brown, Browns (11/3/63 at Phi.) 28 att.
- 221 Gerald Riggs, Washington (9/17/89 at Was.) 29 att.

## MOST TOUCHDOWNS

- 5 James Stewart, Jaguars (10/12/97 at Jax.)
- 4 3x, last: Joseph Addai, Colts (11/26/06 at Ind.)

## LONGEST RUN FROM SCRIMMAGE

- 90t Adrian Peterson, Washington (12/3/18 at Phi.)
- 87t John Henry Johnson, Steelers (12/11/60 at Pit.)
- 85t Reggie Brooks, Washington (9/19/93 at Phi.)
- 84t Herschel Walker, Cowboys (12/14/86 at Dal.)
- 84 Doug Martin, Buccaneers (11/22/15 at Phi.)

## RECEIVING

## MOST RECEPTIONS

- 15 George Kittle, 49ers (10/4/20 at SF)
- 13 Wes Welker, Patriots (11/25/07 at NE)
- 13 Terrell Owens, 49ers (11/25/02 at SF)

## MOST RECEIVING YARDS

- 225 Kenny Britt, Titans (10/24/10 at Ten.) 7 rec.
- 217 Amari Cooper, Cowboys (12/9/18 at Dal.) 10 rec.
- 213 Tony Hill, Cowboys (11/12/79 at Dal.) 7 rec.
- 212 Hugh Taylor, Washington (9/28/47 at Phi.) 8 rec.
- 204 Roy Williams, Lions (9/23/07 at Phi.) 9 rec.

## MOST TOUCHDOWNS

- 3 22x, last: Tyreek Hill, Chiefs (10/3/21 vs. KC)

## INTERCEPTIONS

## MOST INTERCEPTIONS

- 3 14x, last: Lofa Tatupu, Seahawks (12/2/07 at Phi.)

## LONGEST INTERCEPTION RETURN

- 107t Ed Reed, Ravens (11/23/08 at Bal.)
- 100t Mike Gaechter, Cowboys (10/14/62 at Dal.)
- 99t Patrick Robinson, Saints (11/5/12 at NO)
- 98 Brandon McDonald (12/15/08 vs. Cle.)
- 97t Darren Sharper, Saints (9/20/09 at Phi.)

## MISCELLANEOUS

## MOST PUNTS

- 14 Sammy Baugh, Washington (11/5/39 at Was.)

## LONGEST PUNT

- 85 Sammy Baugh, Washington (12/1/40 at Was.)

## LONGEST KICKOFF RETURN

- 105t Trindon Holliday, Broncos (9/29/13 at Den.)
- 104t Buddy Young, Colts (11/15/53 at Phi.)
- 103t George Hoey, Cardinals (11/21/71 at StL)
- 102t Larry Jones, Washington (11/24/74 at Was.)
- 101t Wallace Francis, Bills (10/7/73 at Buf.)
- 101t Amos March, Cowboys (10/14/62 at Dal.)

## LONGEST PUNT RETURN

- 90t Adam Jones, Titans (11/19/06 at Phi.)
- 90t Jacques Green, Washington (9/16/02 at Was.)
- 88t Andre Coleman, Chargers (9/17/95 at Phi.)
- 88t George Grosvenor, Cardinals (11/8/36 at Chi.)
- 87t Ted Ginn Jr., Dolphins (11/18/07 at Phi.)

## LONGEST FUMBLE RETURN

- 93t James Sanders, Cardinals (9/23/12 at Arz.)
- 74t Bull Karcis, Giants (10/16/38 at NYG)
- 69t DeMarcus Ware, Cowboys (10/8/06 at Phi.)
- 65t Willie Teal, Vikings (12/1/85 at Phi.)
- 64t Linval Joseph, Vikings (10/7/18 at Phi.)

## LONGEST RETURN WITH INTERCEPTED LATERAL

- 93t Dick Poillon, Washington (11/21/48 at Phi.)





**SCORING****MOST SCORED**

64	vs. Cincinnati Reds, 11/6/34
59	at Washington, 11/15/10
56	vs. Detroit Lions, 9/23/07
56	at Chicago Cardinals, 10/25/53
56	vs. Los Angeles Rams, 10/7/50

**MOST ALLOWED**

62	at Giants, 11/26/72
56	at Cowboys, 10/9/66
56	at Giants, 10/15/33

**MOST, BOTH TEAMS**

87	Eagles 59, Washington 28, (at Was.) 11/15/10
87	Eagles 45, Washington 42, (at Phil.) 9/28/47
86	Eagles, 44, Bengals 42, (at Phil.) 11/30/97

**FEWEST, BOTH TEAMS**

0	Eagles 0, Brooklyn Dodgers 0, (at Phil.), 10/1/39
---	---

**MOST, BOTH TEAMS – ONE QUARTER**

47	Eagles 20, Cardinals 27, (at StL), 12/13/64
----	---

**MOST SCORED IN 1ST QUARTER**

28	at Washington, 11/15/10
27	at Steelers, 12/12/65
26	vs. Cincinnati Reds, 11/6/34
24	at Falcons, 10/8/67

**MOST ALLOWED IN 1ST QUARTER**

28	at Broncos, 10/4/98
28	at Cowboys, 10/19/69
24	at Bills, 12/2/90
21	8x, last: at Broncos, 9/29/13

**MOST SCORED BOTH TEAMS IN 1ST QUARTER**

35	at Saints, 12/23/07, (E-21, NO-14)
35	at Cowboys, 10/19/69, (E-7, C-28)
28	4x, last: at Washington, 11/15/10 (E-28, R-0)

**MOST SCORED IN 2ND QUARTER**

31	vs. Lions, 12/30/95
28	vs. Panthers, 9/13/09
28	vs. Packers, 12/5/04
28	at Cowboys, 11/15/04
28	vs. Saints, 11/19/67

**MOST ALLOWED IN 2ND QUARTER**

28	vs. Bears, 10/4/87
28	vs. St. Louis Cardinals, 10/18/70
28	vs. Packers, 11/11/62
28	at Bears, 10/17/43

**MOST SCORED BOTH TEAMS IN 2ND QUARTER**

47	at St. Louis Cardinals, 12/13/64, (E-20, C-27)
42	at Cowboys, 11/15/04, (E-28, D-14)
42	at Washington, 11/27/83, (E-21, W-21)
38	at St. Louis Cardinals, 12/16/62, (E-21, C-17)

**MOST SCORED IN 1ST HALF**

45	at Washington, 11/15/10
42	vs. Lions, 9/23/07
38	vs. Lions, 12/30/95
35	3x, last: vs. Packers, 12/5/04

**MOST ALLOWED IN 1ST HALF**

42	at Cowboys, 10/19/69
38	at Giants, 11/26/72
35	6x, last: at Giants, 12/30/12

**MOST SCORED BOTH TEAMS IN 1ST HALF**

63	vs. Lions, 9/23/07, (E-42, D-21)
59	at Washington, 11/15/10, (E-45, R-14)
59	at St. Louis Cardinals, 12/16/62, (E-28, C-31)
57	at St. Louis Cardinals, 12/13/64, (E-27, C-30)
54	at Cowboys, 9/15/08, (E-30, D-24)

**MOST SCORED IN 3RD QUARTER**

21	at Lions, 10/31/21
21	vs. Steelers, 9/25/16
21	at Raiders, 11/3/13
21	at Falcons, 9/18/11
21	vs. Washington, 11/12/90
21	vs. Patriots, 11/4/73
21	at Washington, 12/3/67
21	vs. Chi. Cardinals (at Minneapolis), 10/25/59
21	vs. NY Giants, 10/4/59
21	vs. Washington, 11/28/54
21	vs. NY Bulldogs, 11/20/49

**MOST ALLOWED IN 3RD QUARTER**

28	vs. Washington, 10/1/55
23	at Giants, 10/21/51

**MOST SCORED BOTH TEAMS IN 3RD QUARTER**

42	vs. Washington, 10/1/55, (E-14, R-28)
35	at Washington, 12/3/67, (E-21, R-14)
34	at Washington, 11/1/42, (E-14, R-20)

**MOST SCORED IN 4TH QUARTER**

28	at NY Giants, 12/19/10
28	vs. Lions, 12/8/13
26	at Saints, 1/3/93
24	vs. Baltimore Colts, 11/15/53
23	at 49ers, 10/12/08

**MOST ALLOWED IN 4TH QUARTER**

28	vs. 49ers, 9/24/89
28	vs. Vikings, 12/1/85
28	vs. Chicago Cardinals, 12/7/47
28	vs. Bears, 11/30/41

**MOST SCORED BOTH TEAMS IN 4TH QUARTER**

42	vs. Chicago Cardinals, 12/7/47, (E-14, C-28)
38	vs. 49ers, 9/24/89, (E-10, S-28)
37	vs. NY Giants, 9/27/17, (E-13, G-24)
37	at Arizona Cardinals, 11/24/96, (E-17, A-20)

**MOST SCORED IN 2ND HALF**

35	at NY Giants, 12/19/10
35	at St. Louis Cardinals, 11/8/81
34	vs. Jaguars, 9/7/14
34	vs. Lions, 12/8/13
32	3x, last: vs. Falcons, 10/1/00

**MOST ALLOWED IN 2ND HALF**

49	vs. Bears, 11/30/41
42	vs. Chicago Cardinals, 12/7/47
34	at Oakland Raiders, 10/17/71
31	7x, last: at Broncos 9/29/13

**MOST SCORED BOTH TEAMS IN 2ND HALF**

56	vs. Chicago Cardinals, 12/7/1947, (E-14, C-42)
52	at Vikings, 12/15/2013, (E-21, V-31)
52	vs. Washington, 10/1/1955, (E-21, R-31)
50	vs. Lions, 12/30/1995, (E-20, D-30)
49	vs. Bears, 11/30/1941, (E-0, B-49)
49	vs. Washington, 9/28/47, (E-21, R-28)



**MOST DECISIVE VICTORY**

- 64 Eagles 64, Cincinnati Reds 0, 11/6/34
- 45 3x, last: vs. Boston Yanks (E-45, Y-0), 11/14/48

**MOST DECISIVE LOSS**

- 56 Giants 56, Eagles 0, 10/15/33
- 52 Giants 62, Eagles 10, 11/26/72

**TOUCHDOWNS**

**MOST SCORED**

- 10 vs. Cincinnati Reds, 11/6/34
- 8 at Washington, 11/15/10
- 8 vs. Lions, 9/23/07
- 8 at Cardinals, 10/25/53
- 8 vs. Rams, 10/7/50

**MOST ALLOWED**

- 8 3x, last: at Giants, 11/26/72

**MOST SCORED BY RUSHING**

- 5 at Cowboys, 10/22/61
- 5 vs. Washington, 10/23/49
- 5 at Washington, 10/17/48
- 5 vs. Boston Yanks, 12/9/45

**MOST ALLOWED BY RUSHING**

- 6 vs. Packers, 11/11/62

**MOST BY PASSING**

- 7 at Raiders, 11/3/13
- 7 at Washington, 10/17/54

**MOST ALLOWED BY PASSING**

- 5 14x, last: vs. Cowboys, 1/8/22

**KICKING**

**MOST FIELD GOALS MADE**

- 6 at Oilers, 11/12/72
- 5 5x, last: vs. Titans, 11/23/14

**MOST FIELD GOALS ALLOWED**

- 5 7x, last: vs. Giants, 10/27/13

**TOTAL YARDS**

**MOST YARDS GAINED**

- 592 at Washington, 11/15/10 (332 passing, 260 rushing)
- 583 vs. 49ers, 9/18/05 (443 passing, 140 rushing)
- 582 at Browns, 11/7/65 (352 passing, 230 rushing)
- 575 vs. Washington, 11/21/48 (199 passing, 376 rushing)
- 574 vs. Colts, 11/15/81 (339 passing, 235 rushing)

**FEWEST YARDS GAINED**

- 23 at Lions, 9/20/35
- 54 vs. Packers, 11/11/62

**MOST YARDS ALLOWED**

- 652 at Cowboys, 10/9/66 (440 passing, 212 rushing)

**FEWEST YARDS ALLOWED**

- 29 vs. Brooklyn Dodgers, 12/3/44

**PASSING**

**MOST ATTEMPTS**

- 62 at Cardinals, 10/26/14
- 62 at Bears, 10/2/89
- 61 vs. Titans, 11/19/06
- 60 at Bengals, 12/4/16
- 60 at Washington, 12/1/40

**FEWEST ATTEMPTS**

- 3 vs. Steelers, 12/1/46

**MOST ATTEMPTS ALLOWED**

- 63 vs. Giants, 12/22/16
- 63 at 49ers, 11/25/02
- 58 at Jets, 9/27/15
- 57 at Giants, 12/17/17
- 57 at Patriots, 12/6/15

**FEWEST ATTEMPTS ALLOWED**

- 0 at Browns, 12/3/50
- 1 at NY Bulldogs, 9/22/49; at Cardinals, 11/8/36

**MOST COMPLETIONS**

- 37 vs. Washington, 12/26/15
- 37 at Washington, 12/20/14
- 36 at Bengals, 12/4/16
- 36 at Falcons, 9/14/15
- 36 at Cardinals, 10/26/14

**FEWEST COMPLETIONS**

- 0 at Boston, 10/18/36

**MOST COMPLETIONS ALLOWED**

- 42 at Cowboys, 12/9/18
- 38 vs. Giants, 12/22/16
- 37 at Giants, 12/17/17
- 37 vs. Vikings, 9/20/04
- 36 at 49ers, 11/25/02

**FEWEST COMPLETIONS ALLOWED**

- 0 at Browns, 12/3/50
- 0 vs. NY Bulldogs, 9/22/49
- 0 at Chicago Cardinals, 11/8/36
- 0 vs. Brooklyn Dodgers, 11/29/36
- 0 vs. Cincinnati Reds, 11/6/34

**MOST YARDS GAINED (GROSS)**

- 486 vs. Giants (11/8/53)
- 471 vs. Texans (12/23/18)
- 464 vs. Packers (12/5/04)
- 458 vs. 49ers (9/18/05)

**FEWEST YARDS GAINED (GROSS)**

- 0 at Boston, 10/18/36

**MOST YARDS ALLOWED (GROSS)**

- 455 at Cowboys (12/9/18)
- 447 at Cowboys (10/9/66)
- 446 vs. Lions (9/23/07)

**FEWEST YARDS ALLOWED (GROSS)**

- 0 4x, last: at Browns, 12/3/50

**RUSHING**

**MOST ATTEMPTS**

- 64 at Washington, 12/2/51
- 64 at Baltimore Colts, 10/15/50
- 64 vs. Los Angeles Rams, 11/6/49
- 64 at Washington, 11/28/43

**MOST ATTEMPTS ALLOWED**

- 67 at Lions, 9/20/35

**MOST YARDS GAINED**

- 376 vs. Washington, 11/21/48

**FEWEST YARDS GAINED**

- 36 at Bears, 11/19/39
- 23 vs. Lions, 11/17/40

**MOST YARDS ALLOWED**

- 370 at Lions, 9/20/35

**FEWEST YARDS ALLOWED**

-33	vs. Brooklyn Dodgers, 10/2/43
-26	at Boston Yanks, 12/8/46
6	vs. Chicago Bears, 11/26/17
10	vs. Boston Yanks, 10/22/44
13	vs. Brooklyn Tigers, 12/3/44

**FIRST DOWNS****MOST FIRST DOWNS**

34	vs. Saints 10/11/15
34	vs. Colts, 11/15/81
33	vs. Vikings, 11/11/01
32	vs. Cardinals, 11/27/08; at Washington, 9/17/89; at Chicago Cardinals, 10/25/53; and at Washington, 12/2/51

**MOST FIRST DOWNS ALLOWED**

37	vs. Packers, 11/11/62
----	-----------------------

**FEWEST FIRST DOWNS ALLOWED**

1	at NY Bulldogs, 9/22/49; vs. Brooklyn Dodgers, 10/1/39; at Browns, 12/3/50
2	vs. Brooklyn Dodgers, 11/11/34

**MOST BY PASSING**

24	at Washington, 9/17/89
22	at Washington, 12/20/14
22	at Chargers, 11/15/09
22	at Chiefs, 10/2/05

**MOST ALLOWED BY PASSING**

23	at Cowboys, 12/9/18
22	vs. Chargers, 9/15/13
22	at Cardinals, 12/13/64

**FEWEST ALLOWED BY PASSING**

0	8x, last: at Browns, 12/3/50
---	------------------------------

**MOST BY RUSHING**

25	at Washington, 12/2/51
----	------------------------

**MOST ALLOWED BY RUSHING**

21	vs. Packers, 11/11/62 and vs. Browns, 12/13/59
----	--

**FEWEST ALLOWED BY RUSHING**

0	8x, last: vs. Washington, 9/8/19
---	----------------------------------

**MOST BY PENALTY**

8	at Bears, 11/3/02
8	vs. Lions, 12/2/79

**MOST ALLOWED BY PENALTY**

8	at Packers 9/26/19
---	--------------------

**PENALTIES****MOST PENALTIES**

19	vs. Oilers, 10/2/88
16	at Seahawks, 12/13/92
16	at Giants, 12/3/89

**FEWEST PENALTIES**

0	Many times, last: vs. Cowboys, 11/11/18
---	---

**MOST PENALTIES BY OPPONENT**

22	vs. Bears, 11/26/44
----	---------------------

**FEWEST PENALTIES BY OPPONENT**

0	Many times, last: at Jets, 10/14/07
---	-------------------------------------

**MOST YARDS PENALIZED**

191	at Seahawks, 12/13/92
171	vs. Saints, 11/23/03

**FEWEST YARDS PENALIZED**

0	Many times, last: vs. Cowboys, 11/11/18
---	---

**MOST YARDS OPPONENT PENALIZED**

170	vs. Bears, 11/26/44
-----	---------------------

**FEWEST YARDS OPPONENT PENALIZED**

0	Many times, last: at Jets, 10/14/07
---	-------------------------------------

**MOST PENALTIES, BOTH TEAMS**

31	Eagles 19, Houston Oilers 12 (at Phil.), 10/2/88
28	Eagles 13, St. Louis Rams 15 (at StL), 12/18/05

**FEWEST PENALTIES, BOTH TEAMS**

1	Eagles 1, Brooklyn Dodgers 0 (at Phil.), 10/1/39
1	Eagles 1, Chicago Cardinals 0 (at Chi.), 11/10/35
1	Eagles 1, Brooklyn Dodgers 0 (at Phil.), 11/11/34

**MOST YARDS PENALIZED, BOTH TEAMS**

272	Eagles 171, Saints 101 (at Phil.), 11/23/03
262	Eagles 157, Chicago Cardinals 105 (at Chi.), 11/30/52

**FEWEST YARDS PENALIZED, BOTH TEAMS**

5	Eagles 5, Pittsburgh Steelers 0 (at Phil.), 10/24/65
5	Eagles 5, Brooklyn Dodgers 0 (at Phil.), 10/1/39
5	Eagles 5, Chicago Cardinals 0 (at Chi.), 11/10/35
5	Eagles 5, Brooklyn Dodgers 0 (at Phil.), 11/11/34

**FUMBLES****MOST COMMITTED**

10	vs. Giants, 10/9/43
----	---------------------

**MOST LOST**

6	at Washington, 11/6/55
6	at Boston Yanks, 12/8/46
6	vs. Steelers, 10/7/34

**MOST COMMITTED BY OPPONENT**

8	vs. Packers, 12/1/74
7	6x, last: at Giants, 12/28/02

**MOST FUMBLES LOST BY OPPONENT**

6	at Giants, 11/17/68
6	vs. NY Bulldogs, 11/20/49
5	6x, last: last at Oilers, 12/2/91

**INTERCEPTIONS****MOST THROWN**

7	vs. Cowboys, 9/26/71
7	at Boston, 11/3/35
6	6x, last: vs. Cardinals, 10/21/56

**MOST INTERCEPTED**

9	at Steelers, 12/12/65
8	at Cardinals, 9/24/50
7	at Washington, 12/21/75

**TOTAL TURNOVERS****MOST COMMITTED**

9	at Bears, 10/12/47
---	--------------------

**MOST FORCED BY DEFENSE**

12	at Steelers, 12/12/65 (9 INTs, 3 fumble rec.)
12	at Cardinals, 9/24/50 (8 INTs, 4 fumble rec.)

**PUNTS****MOST PUNTS**

15	at Giants, 12/6/87
12	vs. Giants, 12/12/54. at Packers, 11/2/52 vs. Washington, 10/4/42

**FEWEST PUNTS**

0	5x, last: vs. Chiefs, 10/3/21
---	-------------------------------

**KICKOFF RETURNS****MOST KICKOFF RETURNS**

- 9 at Giants, 11/26/72
- 9 at Giants, 11/10/46

**MOST KICKOFF RETURNS ALLOWED**

- 9 6x, last: vs. Cardinals, 11/27/08

**MOST YARDS KICKOFF RETURNS**

- 261 vs. Cowboys, 11/6/66
- 253 at Cardinals, 11/24/96
- 235 vs. Cardinals, 9/19/65

**MOST YARDS KICKOFF RETURNS BY OPPONENT**

- 256 at Browns, 11/7/65

**PUNT RETURNS****MOST PUNT RETURNS**

- 12 at Browns, 12/3/50

**MOST PUNT RETURNS BY OPPONENT**

- 9 5x, last: at Cardinals, 12/24/05

**MOST YARDS PUNT RETURNS**

- 148 at Boston Yanks, 12/8/46

**MOST YARDS PUNT RETURNS ALLOWED**

- 147 vs. Cardinals, 10/2/66

**SACKS****MOST SACKS RECORDED**

- 11 at Cowboys, 9/15/91
- 10 vs. Jets, 10/6/19
- 10 vs. Lions, 9/23/07
- 9 vs. Panthers, 11/10/14
- 9 at Dolphins, 12/11/11
- 9 vs. Steelers, 9/21/08
- 9 at Falcons, 12/16/84

**MOST SACKS ALLOWED**

- 12 at Giants, 9/30/07
- 11 vs. Bears, 10/4/87
- 11 at Raiders, 11/30/86
- 11 vs. Lions, 11/16/86
- 11 at Cardinals, 12/18/83



**EAGLES HIGHS**

64	vs. Cin.	11/6/34
10	vs. Cin.	11/6/34
5	(4x) last at Dal.	10/22/61
7	(2x) last at Oak.	11/3/13
7	(2x) last at Hou.	11/12/72
6	at Hou.	11/12/72
34	(2x) last vs. NO	10/11/15
25	at Was.	12/2/51
24	at Was.	9/17/89
592	at Was.	11/15/10
64	(4x) last at Was.	12/2/51
376	vs. Was.	11/21/48
462	vs. Hou.	12/23/18
12	at NYG	9/30/07
486	vs. NYG	11/8/53
62	(2x) last at Ari.	10/26/14
37	(2x) last vs. Was.	12/26/15
7	(2x) last vs. Dal.	9/26/71
9	at Chi.	10/12/47
10	vs. NYG	10/9/43
6	(3x) last at Was.	11/6/55
15	at NYG	12/6/87
60.5	vs. LAR	9/20/20
19	vs. Hou.	10/2/88
191	at Sea.	12/13/92

**OPPONENTS HIGHS**

62	at NYG	11/26/72
8	(3x) last at NYG	11/26/72
6	vs. GB	11/11/62
5	(14x) last vs. Dal.	1/8/22
7	at NO	11/30/69
5	(7x) last vs. NYG	10/27/13
37	vs. GB	11/11/62
21	(2x) last vs. GB	11/11/62
23	at Dal	12/9/18
652	at Dal.	10/9/66
67	at Det.	9/20/35
370	at Det.	9/20/35
440	at Dal.	10/9/66
11	at Dal.	9/15/91
455	at Dal.	12/9/18
63	(2x) last vs. NYG	12/22/16
42	at Dal.	12/9/18
9	at Pit.	12/12/65
12	(2x) last at Pit.	12/12/65
8	vs. GB	12/1/74
6	(2x) last at NYG	11/17/68
15	at Was.	11/5/39
69.0	at Was.	12/27/03
22	vs. Chi.	11/26/44
170	vs. Chi.	11/26/44

**CATEGORY**

- POINTS
- TOUCHDOWNS
- RUSHING TDS
- PASSING TDS
- FIELD GOALS ATTEMPTED
- FIELD GOALS MADE
- TOTAL FIRST DOWNS
- RUSHING FIRST DOWNS
- PASSING FIRST DOWNS
- TOTAL NET YARDS
- RUSHING ATTEMPTS
- NET YARDS RUSHING
- NET YARDS PASSING
- QB SACKS ALLOWED
- GROSS YARDS PASSING
- PASS ATTEMPTS
- PASS COMPLETIONS
- INTERCEPTIONS THROWN
- TOTAL TURNOVERS
- FUMBLES BY
- FUMBLES LOST
- PUNTS
- PUNTING AVERAGE
- PENALTIES
- YARDS PENALIZED

**CATEGORY**

- POINTS
- TOUCHDOWNS
- RUSHING TDS
- PASSING TDS
- FIELD GOALS ATTEMPTED
- FIELD GOALS MADE
- TOTAL FIRST DOWNS
- RUSHING FIRST DOWNS
- PASSING FIRST DOWNS
- TOTAL NET YARDS
- RUSHING ATTEMPTS
- NET YARDS RUSHING
- NET YARDS PASSING
- QB SACKS ALLOWED
- GROSS YARDS PASSING
- PASS ATTEMPTS
- PASS COMPLETIONS
- INTERCEPTIONS THROWN
- TOTAL TURNOVERS
- FUMBLES BY
- FUMBLES LOST
- PUNTS
- PUNTING AVERAGE
- PENALTIES
- YARDS PENALIZED

**EAGLES LOWS**

0	last vs. Dal.	12/31/17
0	last vs. Dal.	12/31/17
0	last at Den.	11/14/21
0	last at Was.	1/2/22
0	last at NYG	11/28/21
0	last at NYG	11/28/21
2	(5x) last vs. Was.	10/24/37
0	(7x) last at Dal.	10/9/05
0	(2x) last vs. NYG	10/5/57
23	at Det.	9/20/35
9	(4x) last at Dal.	10/9/05
-36	at Chi.	11/19/39
-13	vs. NYG	12/11/77
0	last at Det.	10/31/21
0	at Boston	10/18/36
3	vs. Pit.	12/1/46
0	at Boston	10/18/36
0	last at Was.	1/2/22
0	last at Was.	1/2/22
0	last vs. Dal.	1/8/22
0	last vs. Dal.	1/8/22
0	last vs. KC	10/3/21
0.0	last vs. KC	10/3/21
0	(17x) last vs. Dal.	11/11/18
0	(17x) last vs. Dal.	11/11/18

**OPPONENTS LOWS**

0	last at Was.	12/30/18
0	last at Atl.	9/12/21
0	last vs. NYG	12/26/21
0	last at Was.	1/2/22
0	last at NYJ	12/5/21
0	last at NYJ	12/5/21
1	(3x) last at Cle.	12/3/50
0	(8x) last vs. Was.	9/8/19
0	(8x) last at Cle.	12/3/50
29	vs. Brooklyn	12/3/44
10	(2x) last vs. Ari.	11/27/08
-33	vs. Brooklyn	10/2/43
0	at Cle.	12/3/50
0	last vs. NO	11/21/21
0	(4x) last at Cle.	12/3/50
0	at Cle.	12/3/50
0	(5x) last at Cle.	12/3/50
0	last vs. Dal.	1/8/22
0	last vs. Dal.	1/8/22
0	last vs. Dal.	1/8/22
0	last vs. Dal.	1/8/22
0	last vs. LAC	11/7/21
0.0	last vs. LAC	11/7/21
0	(11x) last at NYJ	10/14/07
0	(11x) last at NYJ	10/14/07



**GAMES PLAYED**

Rk	Player	Games (Starts)
1.	David Akers (K) (1999-2010)	19 (0)
2.	Brian Dawkins (S) (1996-2008)	18 (18)
3t.	Jon Runyan (T) (2000-08)	17 (17)
	Tra Thomas (T) (1998-2008)	17 (17)
5.	Donovan McNabb (QB) (1999-2009)	16 (16)
6t.	Koy Detmer (QB) (1998-2006)	13 (0)
	Sheldon Brown (CB) (2002-09)	13 (10)
8t.	Quintin Mikell (S) (2003-10)	12 (5)
	Mike Bartrum (LS/TE) (2000-06)	12 (0)
	Todd Pinkston (WR) (2000-04)	12 (10)
	Corey Simon (DT) (2000-04)	12 (12)
	Bobby Taylor (CB) (1995-2003)	12 (12)
	Darwin Walker (DT) (2001-06)	12 (9)

**SCORING**

**MOST POINTS, Career**

- 134 David Akers (19 games)
- 44 Jake Elliott (7 games)**
- 36 Brian Westbrook (11 games)
- 36 Harold Carmichael (7 games)
- 36 Tony Franklin (6 games)
- 36 Wilbert Montgomery (7 games)

**MOST POINTS, Game**

- 16 Gary Anderson (12/30/95 vs. Lions) NFC-WC
- 15 David Akers (1/19/02 at Bears) NFC-D
- 14 David Akers (1/4/09 at Vikings) NFC-WC
- 12 11x, last: Alshon Jeffery (1/21/18 vs. Vikings) NFC-C

**MOST TOUCHDOWNS, Career**

- 6 Brian Westbrook (11 games)
- 6 Harold Carmichael (7 games)
- 6 Wilbert Montgomery (7 games)
- 5 Duce Staley (7 games)
- 4 Donovan McNabb (16 games)
- 3 Alshon Jeffery (5 games), LeGarrette Blount (3 games), Steve Van Buren (4 games), Fred Barnett (5 games), Brent Celek (9 games), Chad Lewis (11 games)

**MOST TOUCHDOWNS, Game**

- 2 10x, last: Alshon Jeffery (1/21/18 vs. Vikings) NFC-C

**MOST POINTS AFTER TOUCHDOWN, Career**

- 41 David Akers (19 games)
- 15 Tony Franklin (6 games)

**MOST POINTS AFTER TOUCHDOWN, Game**

- 7 Gary Anderson (12/30/95 vs. Lions) NFC-WC
- 5 Jake Elliott (1/21/18 vs. Vikings) NFC-C**
- 4 3x, last: David Akers (1/12/02 vs. Bucs) NFC-WC

**MOST FIELD GOALS, Career**

- 31 David Akers (19 games)
- 11 Jake Elliott (6 games)**
- 7 Tony Franklin (6 games)
- 5 Roger Ruzek (4 games)

**MOST FIELD GOALS, Game**

- 4 David Akers (1/4/09 at Vikings) NFC-WC
- 4 David Akers (1/19/02 at Bears) NFC-D
- 4 Luis Zendejas (12/31/88 at Bears) NFC-D
- 3 Jake Elliott (1/5/20 vs. Seahawks) NFC-WC**
- 3 Jake Elliott (2/4/18 vs. Patriots) SB52**
- 3 Jake Elliott (1/13/18 vs. Falcons) NFC-D**
- 3 David Akers (1/11/09 at Giants) NFC-D
- 3 David Akers (1/7/07 vs. Giants) NFC-WC
- 3 Gary Anderson (12/30/95 vs. Lions) NFC-WC

**LONGEST FIELD GOALS**

- 53 Jake Elliott (1/13/18 vs. Falcons) NFC-D**
- 51 David Akers (1/4/09 at Vikings) NFC-WC
- 48 David Akers (1/7/07 vs. Giants) NFC-WC
- 46 Jake Elliott (1/5/20 vs. Seahawks) NFC-WC**
- 46 Jake Elliott (2/4/18 vs. Patriots) SB52**
- 46 David Akers (1/27/02 at Rams) NFC-C
- 46 David Akers (1/19/02 at Bears) NFC-D
- 45 David Akers (1/18/09 at Cardinals) NFC-C
- 45 David Akers (1/4/09 at Vikings) NFC-WC

**PASSING**

**MOST PASSES ATTEMPTED, Career**

- 577 Donovan McNabb (16 games)
- 226 Ron Jaworski (7 games)
- 214 Randall Cunningham (7 games)
- 210 Nick Foles (6 games)

**MOST PASSES ATTEMPTED, Game**

- 54 Randall Cunningham (12/31/88 at Bears) NFC-D
- 51 Donovan McNabb (2/6/05 vs. Patriots) SB39
- 49 Donovan McNabb (1/19/03 vs. Buccaneers) NFC-C
- 47 Donovan McNabb (1/18/09 at Cardinals) NFC-C

**MOST PASSES COMPLETED, Career**

- 341 Donovan McNabb (16 games)
- 143 Nick Foles (6 games)
- 113 Randall Cunningham (7 games)
- 103 Ron Jaworski (7 games)

**MOST PASSES COMPLETED, Game**

- 30 Donovan McNabb (2/6/05 vs. Patriots) SB39
- 28 Nick Foles (2/4/18 vs. Patriots) SB52
- 28 Donovan McNabb (1/18/09 at Cardinals) NFC-CG
- 27 Randall Cunningham (12/31/88 at Bears) NFC-D
- 27 Tommy Thompson (12/28/47 at Chicago Cardinals) NFL-CG

**MOST YARDS GAINED, Career**

- 3,752 Donovan McNabb (16 games)
- 1,633 Nick Foles (6 games)
- 1,390 Randall Cunningham (7 games)
- 1,319 Ron Jaworski (7 games)

**MOST YARDS GAINED, Game**

- 407 Randall Cunningham (12/31/88 at Bears) NFC-D
- 375 Donovan McNabb (1/18/09 at Cardinals) NFC-CG
- 373 Nick Foles (2/4/18 vs. Patriots) SB52
- 357 Donovan McNabb (2/6/05 vs. Patriots) SB39
- 352 Nick Foles (1/21/18 vs. Vikings) NFC-CG

**MOST TOUCHDOWN PASSES, Career**

- 24 Donovan McNabb (16 games)
- 11 Nick Foles (6 games)
- 9 Ron Jaworski (7 games)
- 4 Tommy Thompson (4 games)

**MOST TOUCHDOWN PASSES, Game**

- 3 Nick Foles (2/4/18 vs. Patriots) SB52
- 3 Nick Foles (1/21/18 vs. Vikings) NFC-CG
- 3 Donovan McNabb (1/18/09 at Cardinals) NFC-CG
- 3 Donovan McNabb (2/6/05 vs. Patriots) SB39
- 3 Rodney Peete (12/30/95 vs. Lions) NFC-WC
- 3 Ron Jaworski (12/23/79 vs. Bears) NFC-WC

**LONGEST PASS PLAY**

76t	Michael Vick to Jeremy Maclin (1/9/10 at Cowboys) NFC-WC
75t	Jeff Garcia to Donté Stallworth (1/13/07 at Saints) NFC-D
71t	Donovan McNabb to Brian Westbrook (1/4/09 at Vikings) NFC-WC
66	Randall Cunningham to Keith Jackson (1/5/91 vs. Washington) NFC-WC
65	Randall Cunningham to Keith Jackson (12/31/88 at Bears) NFC-D

**RUSHING****MOST ATTEMPTS, Career**

141	Wilbert Montgomery (7 games)
129	Brian Westbrook (11 games)
93	Duce Staley (7 games)
93	Steve Van Buren (4 games)
72	Donovan McNabb (16 games)

**MOST ATTEMPTS, Game**

31	Steve Van Buren (12/18/49 at LA Rams) NFL-CG
26	4x, last: Montgomery (1/11/81 vs. Cowboys) NFC-CG
22	Chris Warren (12/31/00 vs. Buccaneers) NFC-WC

**LONGEST RUN FROM SCRIMMAGE**

62t	Brian Westbrook (1/13/07 at Saints) NFC-D
55	Wilbert Montgomery (1/11/81 vs. Cowboys) NFC-CG
49t	Brian Westbrook (1/7/07 vs. Giants) NFC-WC
49	Steve Van Buren (12/18/49 at LA Rams) NFL-CG
42	Wilbert Montgomery (1/11/81 vs. Cowboys) NFC-CG

**MOST YARDS GAINED, Career**

591	Brian Westbrook (11 games)
518	Wilbert Montgomery (7 games)
422	Donovan McNabb (16 games)
384	Duce Staley (7 games)
365	Steve Van Buren (4 games)

**MOST YARDS GAINED, Game (includes all 100-yard performances)**

196	Steve Van Buren (12/18/49 at LA Rams) NFL-CG
194	Wilbert Montgomery (1/11/81 vs. Cowboys) NFC-CG
141	Brian Westbrook (1/7/07 vs. Giants) NFC-WC
116	Brian Westbrook (1/13/07 at Saints) NFC-D
107	Donovan McNabb (1/11/04 vs. Packers) NFC-D
105	Heath Sherman (1/3/93 at Saints) NFC-WC

**MOST TOUCHDOWNS RUSHING, Career**

6	Wilbert Montgomery (7 games)
4	Donovan McNabb (16 games)
3	LeGarrette Blount (3 games)
3	Brian Westbrook (11 games)
2	Steve Van Buren (4 games)
2	Duce Staley (7 games)

**MOST TOUCHDOWNS, Game**

2	Brian Westbrook (1/13/07 at Saints) NFC-D
2	Wilbert Montgomery (12/27/81 vs. Giants) NFC WC
2	Wilbert Montgomery (1/3/81 vs. Vikings) NFC-D

**RECEIVING****MOST RECEPTIONS, Career**

38	Chad Lewis (11 games)
35	Duce Staley (7 games)
33	Zach Ertz (7 games)
33	Brian Westbrook (11 games)
32	Todd Pinkston (12 games)

**MOST RECEPTIONS, Game**

10	Brent Celek (1/18/09 at Cardinals) NFC-CG
9	Nelson Agholor (2/4/18 vs. Patriots) SB52
9	Terrell Owens (2/6/05 vs. Patriots) SB39
9	Keith Byars (12/31/89 vs. LA Rams) NFC-WC and (12/31/88 at Bears) NFC-D
8	Zach Ertz (1/21/18 vs. Vikings) NFC-CG
8	Duce Staley (1/27/02 at Rams) NFC-CG
8	Fred Barnett (12/30/95 vs. Lions) NFC-WC
8	Jack Ferrante (12/28/47 at Chicago Cardinals) NFL-CG

**MOST YARDS GAINED, Career**

465	Harold Carmichael (7 games)
433	Todd Pinkston (12 games)
409	Chad Lewis (11 games)
364	Alshon Jeffery (5 games)
360	Zach Ertz (7 games)
334	Brian Westbrook (11 games)

**MOST YARDS GAINED, Game (includes all 100-yard performances)**

146	Jeremy Maclin (1/9/10 at Cowboys) NFC WC
142	Keith Jackson (12/31/88 at Bears) NFC-D
122	Kevin Curtis (1/18/09 at Cardinals) NFC-C
122	Terrell Owens (2/6/05 vs. Patriots) SB39
116	Keith Jackson (1/5/91 vs. Washington) NFC-WC
111	Harold Carmichael (12/23/79 vs. Bears) NFC-WC
100	Corey Clement (2/4/18 vs. Patriots) SB52

**MOST TOUCHDOWNS, Career**

6	Harold Carmichael (7 games)
3	Alshon Jeffery (5 games)
3	Brent Celek (9 games)
3	Brian Westbrook (11 games)
3	Fred Barnett (5 games)
3	Chad Lewis (11 games)
3	Duce Staley (7 games)

**MOST TOUCHDOWNS, Game**

2	Alshon Jeffery (1/21/18 vs. Vikings) NFC-CG
2	Brent Celek (1/18/09 at Cardinals) NFC-CG
2	Chad Lewis (1/23/05 vs. Falcons) NFC-C
2	Fred Barnett (1/3/93 at Saints) NFC-WC
2	Harold Carmichael (12/23/79 vs. Bears) NFC-WC

**INTERCEPTIONS****MOST INTERCEPTIONS, Career**

5	Herman Edwards (7 games)
4	Brian Dawkins (18 games)
3	Damon Moore (5 games), Eric Allen (5 games), Seth Joyner (5 games), Roynell Young (5 games)

**MOST INTERCEPTIONS, Game**

2	Damon Moore (1/12/02 vs. Buccaneers) NFC-WC
2	Eric Allen (1/3/93 at Saints) NFC-WC
2	Herman Edwards (1/3/81 vs. Vikings) NFC-D
2	Roynell Young (1/3/81 vs. Vikings) NFC-D

**LONGEST INTERCEPTION RETURN**

59t	Damon Moore (1/12/02 vs. Buccaneers) NFC-WC
50t	Patrick Robinson (1/21/18 vs. Vikings) NFC-CG
44t	Asante Samuel (1/4/09 at Vikings) NFC-WC
39t	Bobby Taylor (1/11/03 vs. Falcons) NFC-D
37	Jerry Robinson (12/29/79 at Buccaneers) NFC-D

**MOST INTERCEPTION RETURN YARDS, Career**

77	Damon Moore (5 games)
75	Brian Dawkins (18 games)
69	Asante Samuel (5 games)

**MOST INTERCEPTION RETURN YARDS, Game**

59	Damon Moore (1/12/02 vs. Buccaneers) NFC-WC
50	Patrick Robinson (1/21/18 vs. Vikings) NFC-CG
44	Asante Samuel (1/4/09 at Vikings) NFC-WC
39	Bobby Taylor (1/11/03 vs. Falcons) NFC-D

**SACKS****MOST SACKS, Career**

4.0	Derrick Burgess (6 games)
4.0	Hugh Douglas (10 games)
4.0	Reggie White (5 games)
<b>3.5</b>	<b>Brandon Graham (6 games)</b>

**MOST SACKS, Game**

2.0	Darwin Walker (1/13/07 at Saints) NFC-D
2.0	Derrick Burgess (1/23/05 vs. Falcons) NFC-C
2.0	Hugh Douglas (12/31/00 vs. Buccaneers) NFC-WC

**KICKOFF RETURNS****MOST KICKOFF RETURNS, Career**

22	Brian Mitchell (7 games)
11	Billy Campfield (7 games)

**MOST KICKOFF RETURNS, Game**

6	Brian Mitchell (1/27/02 at StL Rams) NFC-CG
5	7x, last: Brad Smith (1/4/14 vs. Saints) NFC-WC

**MOST YARDS, Career**

522	Brian Mitchell (7 games)
201	Billy Campfield (7 games)

**MOST YARDS, Game**

128	Brian Mitchell (1/27/02 at StL Rams) NFC-CG
125	3x, last: James Thrash (1/11/04 vs. Packers) NFC-D

**LONGEST KICKOFF RETURN**

70	Brian Mitchell (1/19/03 vs. Buccaneers) NFC-CG
58	Ted Dean (12/26/60 vs. Packers) NFL-CG

**PUNT RETURNS****MOST PUNT RETURNS, Career**

16	Brian Mitchell (7 games)
13	John Sciarra (7 games)

**MOST PUNT RETURNS, Game**

6	John Sciarra (1/11/81 vs. Cowboys) NFC-CG
<b>5</b>	<b>2x, last: Jalen Reagor (1/16/22 at Buccaneers) NFC-WC</b>
4	7x, last: Reno Mahe (1/11/04 vs. Packers) NFC-D

**MOST YARDS ON PUNT RETURNS, Career**

174	DeSean Jackson (6 games)
135	Brian Mitchell (7 games)
130	John Sciarra (7 games)

**MOST YARDS ON PUNT RETURNS, Game**

109	DeSean Jackson (1/4/09 at Vikings) NFC-WC
101	Bosh Pritchard (12/21/47 at Steelers) NFL-D
69	John Sciarra (1/11/81 vs. Cowboys) NFC-CG

**LONGEST PUNT RETURN**

79t	Bosh Pritchard (12/21/47 at Steelers) NFL-D
62	DeSean Jackson (1/4/09 at Vikings) NFC-WC
34	Wally Henry (12/23/79 vs. Bears) NFC-WC



**SCORING****MOST POINTS, Game**

58	vs. Lions (12/30/95) NFC-WC
41	vs. Patriots (2/4/18) SB52
38	vs. Vikings (1/21/18) NFC-CG
36	at Saints (1/3/93) NFC-WC

**MOST POINTS, BOTH TEAMS, Game**

95	vs. Lions (12/30/95) NFC-WC; Eagles 58, Lions 37
74	vs. Patriots (2/4/18) SB52; Eagles 41, Patriots 33
57	at Cardinals (1/18/09) NFC-CG; Eagles 25, Cardinals 32
56	at Saints (1/3/93) NFC-WC; Eagles 36, Saints 20

**FEWEST POINTS, BOTH TEAMS, Game**

7	vs. Chicago Cardinals (12/19/48) NFL-CG; Eagles 7, Cardinals 0
14	at 49ers (12/29/96) NFC-WC; 49ers 14, Eagles 0
14	at LA Rams (12/18/49) NFL-CG; Eagles 14, Rams 0

**LARGEST MARGIN OF VICTORY, Game**

31	vs. Vikings (1/21/18) NFC-CG; Eagles 38, Vikings 7
22	vs. Buccaneers (1/12/02) NFC-WC; Eagles 31, Buccaneers 9
21	2x: vs. Lions (12/30/95) NFC-WC; Eagles 58, Lions 37 & at Steelers (12/21/47) NFL-D; Eagles 21, Steelers 0

**TOUCHDOWNS****MOST TOUCHDOWNS, Game**

7	vs. Lions (12/30/95) NFC-WC
5	vs. Patriots (2/4/18) SB52
5	vs. Vikings (1/21/18) NFC-CG
4	3x, last: vs. Bucs (1/12/02) NFC-WC

**MOST TOUCHDOWNS, BOTH TEAMS, Game**

12	vs. Lions (12/30/95) NFC-WC; Eagles 7, Lions 5
9	vs. Patriots (2/4/18) SB52; Eagles 5, Patriots 4
7	3x, last: at Cardinals (1/18/09) NFC-C; Cardinals 4, Eagles 3

**FEWEST TOUCHDOWNS, BOTH TEAMS, Game**

1	vs. Chicago Cardinals (12/19/48) NFL-CG; Eagles 1, Cardinals 0
2	9x, last: vs. Seahawks (1/5/20) NFC-WC; Eagles 0, Seahawks 2

**FIELD GOALS****MOST FIELD GOALS, Game**

4	at Vikings (1/4/09) NFC-WC
4	at Bears (1/19/02) NFC-D
4	at Bears (12/31/88) NFC-D

**MOST FIELD GOALS, BOTH TEAMS, Game**

6	at Giants (1/11/09) NFC-D
6	at Bears (12/31/88) NFC-D; Eagles 4, Bears 2
5	vs. Patriots (2/4/18) SB52; Eagles 3, Patriots 2
5	vs. Saints (1/4/14) NFC-WC; Eagles 1, Saints 4
5	vs. Giants (1/7/07) NFC-WC; Eagles 3, Giants 2
5	at Bears (1/19/02) NFC-D; Eagles 4, Bears 1

**MOST FIELD GOALS ATTEMPTED, Game**

5	at Bears (12/31/88) NFC-D
4	at Vikings (1/4/09) NFC-WC
4	at Bears (1/19/02) NFC-D
4	vs. Lions (12/30/95) NFC-WC

**MOST FGs ATTEMPTED, BOTH TEAMS, Game**

9	at Bears (12/31/88) NFC-D; Eagles 5, Bears 4
8	at Giants (1/11/09) NFC-D; Eagles 3, Giants 5
6	vs. Patriots (2/4/18) SB52; Eagles 3, Patriots 3
6	vs. Saints (1/4/14) NFC-WC; Eagles 2, Saints 3
6	vs. Falcons (1/11/03) NFC-D; Eagles 3, Falcons 3

**TOTAL NET YARDS****MOST YARDS GAINED, Game**

538	vs. Patriots (2/4/18) SB52
456	vs. Vikings (1/21/18) NFC-CG
454	at Cardinals (1/18/09) NFC-CG
452	vs. Lions (12/30/95) NFC-WC
430	at Bears (12/31/88) NFC-D

**FEWEST YARDS GAINED, Game**

178	at Cowboys (1/10/93) NFC-D
186	at Giants (1/7/01) NFC-D

**PASSING****MOST ATTEMPTS, Game**

55	at Bears (12/31/88) NFC-D
51	vs. Patriots (2/6/05) SB39

**FEWEST ATTEMPTS, Game**

9	at LA Rams (12/18/49) NFL-CG
12	vs. Chicago Cardinals (12/19/48) NFL-CG

**MOST COMPLETIONS, Game**

30	vs. Patriots (2/6/05) SB39
29	vs. Patriots (2/4/18) SB52
28	at Cardinals (1/18/09) NFC-CG
27	at Bears (12/31/88) NFC-CG
27	at Chicago Cardinals (12/28/47) NFL-CG

**FEWEST COMPLETIONS, Game**

2	vs. Chicago Cardinals (12/19/48) NFL-CG
5	at LA Rams (12/18/49) NFL-CG

**MOST YARDS GAINED, Game**

378	at Bears (12/31/88) NFC-D
374	vs. Patriots (2/4/18) SB52
357	at Cardinals (1/18/09) NFC-CG

**FEWEST YARDS GAINED, Game**

7	vs. Chicago Cardinals (12/19/48) NFL-CG
68	at LA Rams (12/18/49) NFL-CG

**MOST TIMES SACKED, Game**

8	vs. Packers (1/11/04) NFC-D
7	vs. Seahawks (1/5/20) NFC-WC

**MOST TOUCHDOWNS, Game**

4	vs. Patriots (2/4/18) SB52
3	vs. Vikings (1/21/18) NFC-CG
3	at Cardinals (1/18/09) NFC-CG
3	vs. Patriots (2/6/05) SB39
3	vs. Lions (12/30/95) NFC-WC
3	vs. Bears (12/23/79) NFC-WC

**RUSHING****MOST ATTEMPTS, Game**

61	at LA Rams (12/18/49) NFL-CG
57	vs. Chicago Cardinals (12/19/48) NFL-CG
52	at Steelers (12/21/47) NFL-D

**FEWEST ATTEMPTS, Game**

13	at Cowboys (1/9/10) NFC-WC
14	at Giants (1/7/01) NFC-D
16	at Bears (12/31/88) NFC-D
16	at Saints (1/13/19) NFC-D

**MOST YARDS GAINED, Game**

274	at LA Rams (12/18/49) NFL-CG
263	vs. Cowboys (1/11/81) NFC-CG
225	vs. Chicago Cardinals (12/19/48) NFL-CG

**FEWEST YARDS GAINED, Game**

- 42 at Bears (1/6/19) NFC-WC
- 45 vs. Patriots (2/6/05) SB39

**MOST TOUCHDOWNS, Game**

- 3 vs. Vikings (1/3/81) NFC-D
- 2 6x, last: at Saints (1/13/07) NFC-D

**FIRST DOWNS****MOST FIRST DOWNS, Game**

- 27 vs. Vikings (1/21/18) NFC-CG
- 25 vs. Patriots (2/4/18) SB52
- 24 vs. Patriots (2/6/05) SB39
- 24 vs. Vikings (1/3/81) NFL-D
- 23 vs. Vikings (1/16/05) NFC-D

**FEWEST FIRST DOWNS, Game**

- 11 at Giants (1/7/01) NFC-D
- 12 at Cowboys (1/10/93) NFC-D

**MOST FIRST DOWNS, BOTH TEAMS, Game**

- 54 vs. Patriots (2/4/18) SB52; Patriots 29, Eagles 25
- 49 vs. Vikings (1/21/18) NFC-CG; Eagles 27, Vikings 22
- 48 vs. Lions (12/30/95) NFC-WC; Lions 26, Eagles 22
- 45 vs. Patriots (2/6/05) SB39; Eagles 24, Patriots 21

**FEWEST FIRST DOWNS, BOTH TEAMS, Game**

- 24 3x, last: at LA Rams (12/18/49) NFL-CG; Eagles 17, Rams 7

**MOST FIRST DOWNS, RUSHING, Game**

- 16 vs. Chicago Cardinals (12/19/48) NFL-CG
- 13 vs. Cowboys (1/11/81) NFC-CG

**FEWEST FIRST DOWNS, RUSHING, Game**

- 0 at Cowboys (1/9/10) NFC-WC
- 1 at Bears (12/31/88) NFC-D
- 2 3x, last: at Saints (1/13/19) NFC-D

**MOST FIRST DOWNS, PASSING, Game**

- 21 at Bears (12/31/88) NFC-D
- 19 vs. Patriots (2/4/18) SB52
- 19 vs. Vikings (1/21/18) NFC-CG
- 18 vs. Patriots (2/6/05) SB39

**FEWEST FIRST DOWNS, PASSING, Game**

- 0 vs. Chicago Cardinals (12/19/48) NFL-CG
- 4 at LA Rams (12/18/49) NFL-CG

**PENALTIES****MOST PENALTIES, Game**

- 9 at Cowboys (1/9/10) NFC-WC
- 8 at Giants (1/11/09) NFC-D
- 8 vs. Lions (12/30/95) NFC-WC
- 8 at Buccaneers (12/29/79) NFC-D

**FEWEST PENALTIES, Game**

- 0 vs. Packers (12/26/60) NFL-CG
- 2 at StL Rams (1/27/02) NFC-CG
- 2 vs. Buccaneers (12/31/00) NFC-WC

**MOST YARDS PENALIZED, Game**

- 116 at Cowboys (1/9/10) NFC-WC
- 80 vs. Lions (12/30/95) NFC-WC
- 77 vs. Giants (1/7/07) NFC-WC
- 76 at Cowboys (1/10/93) NFC-D

**FEWEST YARDS PENALIZED, Game**

- 0 vs. Packers (12/26/60) NFL-CG
- 15 at StL Rams (1/27/02) NFC-CG

**INTERCEPTIONS****MOST INTERCEPTIONS BY, Game**

- 6 vs. Lions (12/30/95) NFC-WC
- 5 vs. Vikings (1/3/81) NFC-D
- 4 vs. Buccaneers (1/12/02) NFC-WC

**FUMBLES****MOST FUMBLES, Game**

- 6 vs. LA Rams (12/31/89) NFC-WC
- 5 vs. Giants (12/27/81) NFC-WC

**MOST FUMBLES LOST, Game**

- 3 at Cowboys (1/9/10) NFC-WC
- 2 12x, last: vs. Falcons (1/13/18) NFC-D

**MOST FUMBLES COMMITTED BY OPPONENT, Game**

- 5 vs. Cowboys (1/11/81) NFC-CG
- 4 vs. Packers (1/9/11) NFC-WC
- 3 5x, last: at Giants (1/7/01) NFC-D

**MOST FUMBLES LOST BY OPPONENT**

- 3 4x, last: at Giants (1/7/01) NFC-D

**TURNOVERS****MOST TURNOVERS, Game**

- 4 4x, last at Dallas (1/9/10) NFC-WC

**FEWEST TURNOVERS, Game**

- 0 6x, last: vs. Seahawks (1/5/20) NFC-WC

**PUNTING****MOST PUNTS, Game**

- 9 vs. LA Rams (12/31/89) NFC-WC
- 9 at Falcons (12/24/78) NFC-WC

**FEWEST PUNTS, Game**

- 1 vs. Patriots (2/4/18) SB52
- 1 at Cardinals (1/18/09) NFC-CG
- 3 (four times) last vs. Seahawks (1/5/20) NFC-WC

**HIGHEST AVERAGE, PUNTING, Game**

- 58.0 at Cardinals (1/18/09) NFC-CG
- 51.2 at Saints (1/3/93) NFC-WC
- 50.6 at Cowboys (1/9/10) NFC-WC
- 48.8 vs. Saints (1/4/14) NFC-WC
- 48.2 at Saints (1/13/19) NFC-D

**LOWEST AVERAGE, PUNTING, Game**

- 32.5 at Bears (12/31/88) NFC-D



TEAM (EAGLES)

WON IN OVERTIME.....	12/9/19 - vs. NYG, 23-17
WON BY SCORING IN LAST TWO MINUTES OF REGULATION.....	10/22/20 - vs. NYG, 22-21 (winning TD at 0:40)
TIED GAME BY SCORING IN LAST TWO MINUTES.....	9/27/20 - tie vs. Cin., 23-23 (tied score at 0:30 to force OT)
WON IN PRIMETIME.....	12/21/21 - vs. Was., 27-17 (Tuesday Night Football)
SHUTOUT.....	12/30/18 - at Was., 24-0
WON BY 20+ POINTS.....	12/26/21 - vs. NYG, 34-10
WON AFTER TRAILING BY 20+ POINTS.....	12/19/10 - at NYG, 38-31 (NYG ahead 31-10 in 4th quarter)
HELD 28+ POINT LEAD.....	12/26/21 - vs. NYG, 34-10
HELD 21+ POINT LEAD.....	12/26/21 - vs. NYG, 34-10
HELD 17+ POINT LEAD.....	12/26/21 - vs. NYG, 34-10
SCORED 20+ POINTS IN QUARTER.....	10/31/21 - win at Det., 44-6 (21, 3rd Q)
SCORED 20+ POINTS IN HALF.....	12/26/21 - win vs. NYG, 34-10 (31, 2nd half)
HELD OPPONENT WITHOUT A TOUCHDOWN.....	9/12/21 - win at Atl., 32-6
TOUCHDOWNS SCORED BY OFFENSE & DEFENSE.....	12/26/21 - win vs. NYG, 34-10 (3 offense, 1 defense)
TOUCHDOWNS SCORED BY OFFENSE, DEFENSE & SPECIAL TEAMS.....	12/6/15 - win at NE, 35-28 (2 offense, 1 defense, 2 ST)
NO TURNOVERS.....	1/2/22 - win at Was., 20-16
TOUCHDOWN SCORED ON FIRST DRIVE.....	1/8/22 - loss vs. Dal., 26-51
SUCCESSFUL 2-POINT CONVERSION ATTEMPT.....	1/16/22 - J. Hurts pass to D. Smith at TB
FAILED 2-POINT CONVERSION ATTEMPT.....	1/8/22 - G. Minshew is sacked, attempt fails vs. Dal.

TOTAL OFFENSE (EAGLES)

500+ TOTAL NET YARDS OF OFFENSE.....	12/21/21 - vs. Was. (519; 238 rushing, 281 passing)
400+ TOTAL NET YARDS OF OFFENSE.....	12/21/21 - vs. Was. (519; 238 rushing, 281 passing)

PASSING (EAGLES)

400+ NET YARDS PASSING BY TEAM.....	12/23/18 - vs. Hou. (462)
300+ NET YARDS PASSING BY TEAM.....	10/3/21 - vs. KC (358)
INDIVIDUAL WITH 50+ PASS ATTEMPTS.....	12/9/19 - Carson Wentz (50-33-325-0-2TDs) vs. NYG
INDIVIDUAL WITH 40+ PASS ATTEMPTS.....	1/16/22 - Jalen Hurts (43-23-258-2-1TD) at TB
INDIVIDUAL WITH 30+ PASS COMPLETIONS.....	10/3/21 - Jalen Hurts (48-32-387-0-2TDs) vs. KC
INDIVIDUAL WITH 25+ PASS COMPLETIONS.....	10/3/21 - Jalen Hurts (48-32-387-0-2TDs) vs. KC
INDIVIDUAL 300+ YARD PASSING GAME.....	10/3/21 - Jalen Hurts (48-32-387-0-2TDs) vs. KC
CONSECUTIVE 300+ YARD PASSING GAMES.....	9/27/21 - 10/3/21 - Jalen Hurts (39-25-326-2-2TDs) at Dal. & (48-32-387-0-2TDs) vs. KC
INDIVIDUAL WITH 4+ TOUCHDOWN PASSES.....	12/23/18 - Nick Foles (49-35-471-1-4TDs) vs. Hou.
INDIVIDUAL WITH 3+ TOUCHDOWN PASSES.....	9/12/21 - Jalen Hurts (35-27-264-0-3TDs) at Atl.
NO SACKS ALLOWED.....	10/31/21 - at Det. (16 attempts - Jalen Hurts, Gardner Minshew)

RUSHING (EAGLES)

300+ NET YARDS RUSHING BY TEAM.....	9/3/00 - at Dal. (306)
200+ NET YARDS RUSHING BY TEAM.....	12/21/21 - vs. Was. (238)
INDIVIDUAL 200+ YARD RUSHING GAME.....	12/8/13- LeSean McCoy (29-217-2TDs) vs. Det.
INDIVIDUAL 150+ YARD RUSHING GAME.....	11/27/14 - LeSean McCoy (25-159-1TD) at Dal.
INDIVIDUAL 100+ YARD RUSHING GAME.....	12/21/21 - Miles Sanders (18-131-0TD) vs. Was.
TWO 100+ YARD RUSHERS IN SAME GAME.....	12/13/20 - Miles Sanders (14-115-2TDs) & Jalen Hurts (18-106-0TD) vs. NO
CONSECUTIVE 100+ YARD RUSHING GAMES.....	12/5/21-12/21/21 - M. Sanders (24-120-0TD) at NYJ & (18-131-0TD) vs. Was.
COMBINED 200+ YARDS RUSHING BY TWO PLAYERS.....	12/21/21 - 200 by Miles Sanders (18-131-0TD) & Jordan Howard 15-69-0TD) vs. Was.
INDIVIDUAL WITH 30+ CARRIES.....	9/9/13 - LeSean McCoy (31-184-1TD) at Was.
INDIVIDUAL WITH 25+ CARRIES.....	11/27/14 - LeSean McCoy (25-159-1TD) at Dal.
RUSHING PLAY OF 80+ YARDS.....	12/13/20 - 82t by Miles Sanders vs. NO
RUSHING PLAY OF 60+ YARDS.....	12/13/20 - 82t by Miles Sanders vs. NO
RUSHING PLAY OF 40+ YARDS.....	12/13/20 - 82t by Miles Sanders vs. NO
INDIVIDUAL WITH 3+ RUSHING TOUCHDOWNS.....	11/21/21 - Jalen Hurts (18-69-3TDs) vs. NO
INDIVIDUAL WITH 2+ RUSHING TOUCHDOWNS.....	1/2/22 - Boston Scott (14-47-2TDs) at Was.

RECEIVING (EAGLES)

INDIVIDUAL WITH 10+ RECEPTIONS.....	10/11/20 - Travis Fulgham (10-152-1TD) at Pit.
INDIVIDUAL WITH 150+ YARD RECEIVING GAME.....	10/11/20 - Travis Fulgham (10-152-1TD) at Pit.
INDIVIDUAL WITH 100+ YARD RECEIVING GAME.....	12/21/21 - Dallas Goedert (7-135-0TD) vs. Was.
TWO-OR-MORE 100+YARD RECEIVERS IN SAME GAME.....	12/23/18 - Nelson Agholor (5-116-1TD) & Zach Ertz (12-110-2TDs) vs. Hou.
CONSECUTIVE 100+ YARD RECEIVING GAMES.....	12/5/21-12/21/21 - Dallas Goedert (6-105-2TDs) at NYJ & (7-135-0TD) vs. Was.
INDIVIDUAL WITH 3+ TD RECEPTIONS.....	11/3/13 - Riley Cooper (5-139-3TDs) at Oak.



INDIVIDUAL WITH 2+ TD RECEPTIONS.....	12/5/21 - Dallas Goedert (6-105-2TDs) at NYJ
PASS PLAY OF 80+ YARDS.....	9/19/21 - 91, Jalen Hurts to Quez Watkins vs. SF
PASS PLAY OF 60+ YARDS.....	9/19/21 - 91, Jalen Hurts to Quez Watkins vs. SF
PASS PLAY OF 40+ YARDS.....	12/26/21 - 46, Jalen Hurts to DeVonta Smith vs. NYG

**NOTABLE OFFENSIVE COMBINATIONS (EAGLES)**

LED TEAM IN RUSHING & RECEIVING YARDS IN SAME GAME.....	12/29/19 - Boston Scott (19-54-3TDs rush, 4-84 rec.) at NYG
100+ YARD RUSHER & 100+ YARD RECEIVER IN SAME GAME.....	12/21/21 - Miles Sanders (18-131-0TD rush) & Dallas Goedert (7-135-0TD rec.) vs. Was.
100+ YARD RUSHER, 100+ YARD RECEIVER & 300+ YARD PASSER IN SAME GAME.....	9/23/07 - Brian Westbrook (14-110-2TDs rush & 5-111-1TD rec.), Kevin Curtis (11-221-3TDs rec.) & Donovan McNabb (26-21-381-0-4TDs) vs. Det.
INDIVIDUAL WITH 1+ RUSHING TD & 1+ RECEIVING TD IN SAME GAME.....	12/15/19 - Miles Sanders (19-122-1TD rush, 6-50-1TD rec.) at Was.
INDIVIDUAL WITH 1+ PASSING TD & 1+ RUSHING TD IN SAME GAME.....	12/21/21 - Jalen Hurts (26-20-296-1-1TD passing, 8-38-2TDs rush) vs. Was.
INDIVIDUAL WITH 1+ PASSING TD & 1+ RECEIVING TD IN SAME GAME.....	2/4/18 - Nick Foles (43-28-373-1-3TDs passes, 1-1-1TD receiving) at NE

**DEFENSE (EAGLES)**

HELD OPPONENT UNDER 200 YARDS TOTAL OFFENSE.....	12/26/21 - vs. NYG (192; 84 rushing, 108 passing)
HELD OPPONENT UNDER 300 YARDS TOTAL OFFENSE.....	12/26/21 - vs. NYG (192; 84 rushing, 108 passing)
HELD OPPONENT UNDER 50 YARDS RUSHING.....	9/27/20 - vs. Cin. (48)
HELD OPPONENT UNDER 75 YARDS RUSHING.....	12/21/21 - vs. Was. (63)
HELD OPPONENT UNDER 100 YARDS RUSHING.....	1/2/22 - at Was. (94)
HELD OPPONENT UNDER 100 NET YARDS PASSING.....	10/6/19 - vs. NYJ (61)
HELD OPPONENT UNDER 150 NET YARDS PASSING.....	12/26/21 - vs. NYG (108)
INTERCEPTION RETURN FOR TOUCHDOWN.....	12/26/21 - A. Singleton, 29 yards (QB M. Glennon) vs. NYG
INDIVIDUAL WITH 3+ INTERCEPTIONS.....	10/16/11 - K. Coleman (3) at Was. (QB R. Grossman)
INDIVIDUAL WITH 2+ INTERCEPTIONS.....	10/10/21 - D. Slay (2) at Car. (QB S. Darnold)
FUMBLE RECOVERED FOR TOUCHDOWN.....	11/14/21 - D. Slay fumble recovery at PHI 17 (forced by D. Taylor) at Den.
SAFETY SCORED.....	11/1/20 - C. Jones aborted snap. L. Ladouceur credited with fumble on high snap, ball out of bounds in end zone
7.0+ SACKS.....	9/27/20 - vs. Cin. (8)
6.0+ SACKS.....	10/31/21 - at Det. (6)
5.0+ SACKS.....	10/31/21 - at Det. (6)
INDIVIDUAL WITH 3.0+ SACKS.....	10/6/19 - B. Graham (3.0 sacks of L. Falk) vs. NYJ
INDIVIDUAL WITH 2.0+ SACKS.....	12/21/21 - F. Cox (2.0 sacks of G. Gilbert) vs. Was.

**SPECIAL TEAMS (EAGLES)**

KICKOFF RETURN FOR TOUCHDOWN.....	10/23/16 - Josh Huff, 98 yards vs. Min.
KICKOFF RETURN FOR TOUCHDOWN TO START GAME.....	11/23/14 - Josh Huff, 107 yards vs. Ten.
PUNT RETURN FOR TOUCHDOWN.....	12/6/20 - Jalen Reagor, 73 yards at GB
BLOCKED PUNT RECOVERED FOR TOUCHDOWN.....	12/6/15 - N. Goode returned R. Allen's blocked punt (blocked by C. Maragos) 24 yards at NE
BLOCKED PUNT.....	10/10/21 - T. Edwards blocked punt by J. Charlton at Car.
BLOCKED PAT.....	9/20/20 - M. Jackson, PAT attempt by S. Sloman vs. LAR
BLOCKED FIELD GOAL.....	11/14/21 - K. Wallace, 22-yd attempt by B. McManus at Den.
BLOCKED FIELD GOAL RETURNED FOR TOUCHDOWN.....	10/23/05 - Matt Ware, 65-yd. return after Quintin Mikell blocked a 40-yd. att. by Nate Kaeding vs. SD
INDIVIDUAL WITH 5+ FIELD GOALS.....	11/23/14 - Cody Parkey (5-6) vs. Ten.
INDIVIDUAL WITH 4+ FIELD GOALS.....	12/5/21 - Jake Elliott (4-4) at NYJ
SUCCESSFUL ONSIDE KICK.....	9/17/17 - J. Elliott kick recovered by T. Burton at KC (4th Q)
FAILED ONSIDE KICK ATTEMPT.....	1/16/22 - J. Elliott kick recovered by G. Bernard at TB (4th Q)
TOUCHDOWN OFF FAKE FIELD GOAL ATTEMPT.....	12/24/89 - C. Carter 22-yard pass from R. Ruzek vs. Pho.
TOUCHDOWN OFF FAKE PUNT.....	9/29/02 - B. Dawkins 57 yard pass from B. Mitchell vs. Hou



TEAM (OPPONENT)

WON IN OVERTIME.....	12/9/18 - at Dal., 23-29
WON BY SCORING IN LAST TWO MINUTES OF REGULATION.....	11/7/21 - vs. LAC, 24-27 (winning FG at 0:02)
TIED GAME BY SCORING IN LAST TWO MINUTES.....	11/8/15 - win at Dal., 33-27 OT (tied game at 0:02)
WON IN PRIMETIME.....	1/8/22 - vs. Dal., 26-51
SHUTOUT.....	12/31/17 - vs. Dal., 0-6
WON BY 20+ POINTS.....	1/8/22 - vs. Dal., 26-51
WON AFTER TRAILING BY 20+ POINTS.....	10/2/11 - vs. SF, 23-24 (PHI ahead 23-3 in 3rd quarter)
HELD 28+ POINT LEAD.....	1/16/22 - at TB, 15-31
HELD 21+ POINT LEAD.....	1/16/22 - at TB, 15-31
HELD 17+ POINT LEAD.....	1/16/22 - at TB, 15-31
SCORED 20+ POINTS IN QUARTER.....	1/8/22 - loss vs. Dal., 26-51 (21, 4th Q)
SCORED 20+ POINTS IN HALF.....	1/8/22 - loss vs. Dal., 26-51 (21, 2nd half)
HELD OPPONENT WITHOUT A TOUCHDOWN.....	1/5/20 - loss vs. Sea., 9-17
TOUCHDOWNS SCORED BY OFFENSE & DEFENSE.....	9/27/21 - loss at Dal., 21-41 (5 offense, 1 defense)
TOUCHDOWNS SCORED BY OFFENSE, DEFENSE & SPECIAL TEAMS.....	11/16/14 - loss at GB, 53-20 (4 off., 2 def., 1 ST)
NO TURNOVERS.....	1/16/22 - loss at TB, 15-31
TOUCHDOWN SCORED ON FIRST DRIVE.....	1/16/22 - loss at TB, 15-31
SUCCESSFUL 2-POINT CONVERSION ATTEMPT.....	11/7/21 - J. Herbert to J. Cook pass vs. LAC
FAILED 2-POINT CONVERSION ATTEMPT.....	12/5/21 - Z. Wilson incomplete pass to J. Crowder at NYJ

TOTAL OFFENSE (OPPONENT)

500+ TOTAL NET YARDS OF OFFENSE.....	12/27/20 - at Dal. (513; 151 rushing, 362 passing)
400+ TOTAL NET YARDS OF OFFENSE.....	1/8/22 - vs. Dal. (475; 171 rushing, 304 passing)

PASSING (OPPONENT)

400+ NET YARDS PASSING BY TEAM.....	12/20/20 - at Ari. (423)
300+ NET YARDS PASSING BY TEAM.....	1/8/22 - vs. Dal. (304)
INDIVIDUAL WITH 50+ PASS ATTEMPTS.....	9/26/19 - Aaron Rodgers (53-34-422-1-2TDs) at GB
INDIVIDUAL WITH 40+ PASS ATTEMPTS.....	11/21/21 - Trevor Siemian (40-22-214-2-3TDs) vs. NO
INDIVIDUAL WITH 30+ PASS COMPLETIONS.....	11/7/21 - Justin Herbert (38-32-356-0-2TDs) vs. LAC
INDIVIDUAL WITH 25+ PASS COMPLETIONS.....	1/16/22 - Tom Brady (37-29-271-0-2TDs) at TB
INDIVIDUAL 300+ YARD PASSING GAME.....	11/7/21 - Justin Herbert (38-32-356-0-2TDs) vs. LAC
CONSECUTIVE 300+ YARD PASSING GAMES.....	12/20/20 - 12/27/20 - Kyler Murray (36-27-406-1-3TDs) at Ari. & Andy Dalton (30-22-377-1-3TDs) at Dal.
INDIVIDUAL WITH 4+ TOUCHDOWN PASSES.....	1/8/22 - Dak Prescott (27-21-295-0-5TDs) vs. Dal.
INDIVIDUAL WITH 3+ TOUCHDOWN PASSES.....	1/8/22 - Dak Prescott (27-21-295-0-5TDs) vs. Dal.
NO SACKS ALLOWED.....	11/21/21 - vs. NO (40 attempts - Trevor Siemian)

RUSHING (OPPONENT)

300+ NET YARDS RUSHING BY TEAM.....	9/25/60 - vs. Cle. (329)
200+ NET YARDS RUSHING BY TEAM.....	10/3/21 - vs. KC (200)
INDIVIDUAL 200+ YARD RUSHING GAME.....	11/22/15 - Doug Martin (27-235-0TD) vs. TB
INDIVIDUAL 150+ YARD RUSHING GAME.....	11/11/18 - Ezekiel Elliott (19-151-1TD) vs. Dal.
INDIVIDUAL 100+ YARD RUSHING GAME.....	10/10/21 - Chuba Hubbard (24-101-0TD) at Car.
TWO 100+ YARD RUSHERS IN SAME GAME.....	10/30/05 - M. Anderson (21-126-1TD) and T. Bell (14-107-2TDs) at Den.
CONSECUTIVE 100+ YARD RUSHING GAMES.....	10/3/21-10/10/21 - C. Edwards-Helaire (14-102-0TD) vs. KC; C. Hubbard (24-101-0TD) at Car.
COMBINED 200+ YARDS RUSHING BY TWO PLAYERS.....	11/20/15 - 187 by D. Johnson (29-187-3TDs) & K. Williams (6-34-0TD) vs. Ari.
INDIVIDUAL WITH 30+ CARRIES.....	12/14/14 - DeMarco Murray (31-81-2TDs) vs. Dal.
INDIVIDUAL WITH 25+ CARRIES.....	12/9/18 - Ezekiel Elliott (28-113) at Dal.
RUSHING PLAY OF 80+ YARDS.....	10/22/20 - 80 by Daniel Jones vs. NYG
RUSHING PLAY OF 60+ YARDS.....	12/6/20 - 77t by Aaron Jones vs. GB
RUSHING PLAY OF 40+ YARDS.....	12/6/20 - 77t by Aaron Jones vs. GB
INDIVIDUAL WITH 3+ RUSHING TOUCHDOWNS.....	12/20/15 - David Johnson (29-187-3TDs) vs. Ari.
INDIVIDUAL WITH 2+ RUSHING TOUCHDOWNS.....	10/14/21 - Leonard Fournette (22-81-2TDs) vs. TB

RECEIVING (OPPONENT)

INDIVIDUAL WITH 10+ RECEPTIONS.....	11/7/21 - Keenan Allen (12-104-0TD) vs. LAC
INDIVIDUAL WITH 150+ YARD RECEIVING GAME.....	10/3/21 - Tyreek Hill (11-186-3TDs) vs. KC
INDIVIDUAL WITH 100+ YARD RECEIVING GAME.....	1/16/22 - Mike Evans (9-117-1TD) at TB
TWO-OR-MORE 100+YARD RECEIVERS IN SAME GAME.....	12/27/20 - Amari Cooper (4-121-0TD) & Michael Gallup (6-121-2TDs) at Dal.
CONSECUTIVE 100+ YARD RECEIVING GAMES.....	1/8/22-1/16/22 - Cedrick Wilson (5-119-2TDs) at Dal., Mike Evans (9-117-1TD) at TB



INDIVIDUAL WITH 3+ TD RECEPTIONS.....	10/3/21 - Tyreek Hill (11-186-3TDs) vs. KC
INDIVIDUAL WITH 2+ TD RECEPTIONS.....	1/8/22 - Dalton Schultz (3-21-2TDs) & Cedrick Wilson (5-119-2TDs) vs. Dal.
PASS PLAY OF 80+ YARDS.....	12/11/16 - 80t, Kirk Cousins to DeSean Jackson vs. Was.
PASS PLAY OF 60+ YARDS.....	11/14/21 - 64, Teddy Bridgewater to Albert Okwuegbunam at Den.
PASS PLAY OF 40+ YARDS.....	12/21/21 - 46, Garrett Gilbert to Terry McLaurin vs. Was.

**NOTABLE OFFENSIVE COMBINATIONS (OPPONENT)**

LED TEAM IN RUSHING & RECEIVING YARDS IN SAME GAME.....	12/16/18 - Todd Gurley (12-48-2TDs rush, 10-76 rec.) at LAR
100+ YARD RUSHER & 100+ YARD RECEIVER IN SAME GAME.....	10/3/21 - Clyde Edwards-Helaire (14-102-0TD rush) & Tyreek Hill (11-186-3TDs rec.) vs. KC
100+ YARD RUSHER, 100+ YARD RECEIVER & 300+ YARD PASSER IN SAME GAME.....	12/27/20 - Ezekiel Elliott (19-105-0TD rush), Amari Cooper (4-121-0TD rec.), Michael Gallup (6-121-2TDs rec.) & Andy Dalton (30-22-377-1-3TDs) at Dal.
INDIVIDUAL WITH 1+ RUSHING TD & 1+ RECEIVING TD IN SAME GAME.....	12/27/20 - CeeDee Lamb (1-19-1TD rush, 3-65-1TD rec.) at Dal.
INDIVIDUAL WITH 1+ PASSING TD & 1+ RUSHING TD IN SAME GAME.....	12/5/21 - Zach Wilson (38-23-226-1-2TDs passing, 3-0-1TD rush) at NYJ
INDIVIDUAL WITH 1+ PASSING TD & 1+ RECEIVING TD IN SAME GAME.....	11/20/16 - Russell Wilson (31-18-272-0-1TD pass, 1-15-1TD receiving) at Sea.

**DEFENSE (OPPONENT)**

HELD OPPONENT UNDER 200 YARDS TOTAL OFFENSE.....	12/7/14 - vs. Sea. (139; 57 rushing, 82 passing)
HELD OPPONENT UNDER 300 YARDS TOTAL OFFENSE.....	10/14/21 - vs. TB (213; 100 rushing, 113 passing)
HELD OPPONENT UNDER 50 YARDS RUSHING.....	9/15/19 - at Atl. (49)
HELD OPPONENT UNDER 75 YARDS RUSHING.....	9/27/21 - at Dal. (64)
HELD OPPONENT UNDER 100 YARDS RUSHING.....	1/16/22 - at TB (95)
HELD OPPONENT UNDER 100 NET YARDS PASSING.....	1/3/21 - vs. Was. (98)
HELD OPPONENT UNDER 150 NET YARDS PASSING.....	11/28/21 - at NYG (124)
INTERCEPTION RETURN FOR TOUCHDOWN.....	9/27/21 - T. Diggs, 59 yards (QB J. Hurts) at Dal.
INDIVIDUAL WITH 3+ INTERCEPTIONS.....	12/2/07 - L. Tatupu (3) vs. Sea. (QB A.J. Feeley)
INDIVIDUAL WITH 2+ INTERCEPTIONS.....	11/1/20 - T. Diggs (2) vs. Dal. (QB C. Wentz)
FUMBLE RECOVERED FOR TOUCHDOWN.....	10/7/18 - L. Joseph 64-yard return of C.Wentz fumble (forced by S. Weatherly) vs. Min.
SAFETY SCORED.....	10/10/21 - J. Hurts fumbles out of bounds in end zone at Car.
7.0+ SACKS.....	12/6/20 - at GB (7)
6.0+ SACKS.....	12/20/20 - at Ari. (6)
5.0+ SACKS.....	12/20/20 - at Ari. (6)
INDIVIDUAL WITH 3.0+ SACKS.....	11/22/20 - O. Vernon (3.0 sacks of C. Wentz) at Cle.
INDIVIDUAL WITH 2.0+ SACKS.....	10/24/21 - Y. Ngakoue (2.0 sacks of J. Hurts) at LV

**SPECIAL TEAMS (OPPONENT)**

KICKOFF RETURN FOR TOUCHDOWN.....	9/22/19 - Jamal Agnew, 100 yards vs. Det.
KICKOFF RETURN FOR TOUCHDOWN TO START GAME.....	10/12/03 - Randal Williams, 37 yards at Dal.
PUNT RETURN FOR TOUCHDOWN.....	9/19/16 - Eddie Royal, 65 yards at Chi.
BLOCKED PUNT RECOVERED FOR TOUCHDOWN.....	12/10/17 - B. Countess returned D. Jones' blocked punt (blocked by M. Thomas) 16 yards at LAR
BLOCKED PUNT.....	12/20/20 - C. Johnston's punt is blocked by E. Turner at Ari.
BLOCKED PAT.....	12/13/09 - F. Robbins, PAT attempt by D. Akers vs. NYG
BLOCKED FIELD GOAL.....	9/19/21 - J. Kinlaw, 47-yd attempt by J. Elliott vs. SF
BLOCKED FIELD GOAL RETURNED FOR TOUCHDOWN.....	12/7/08 - Kevin Dockery, 71-yd. return after Justin Tuck blocked a 32-yd. att. by D.Akers at NYG
INDIVIDUAL WITH 5+ FIELD GOALS.....	10/27/13 - Josh Brown (5-5) vs. NYG
INDIVIDUAL WITH 4+ FIELD GOALS.....	10/28/18 - Josh Lambo (4-4) at Jax
SUCCESSFUL ONSIDE KICK.....	12/6/15 - S. Gostkowski kick recovered by R. Melvin at NE (4th Q)
FAILED ONSIDE KICK ATTEMPT.....	12/26/21 - R. Dixon kick recovered by D. Smith vs. NYG (4th Q)
TOUCHDOWN OFF FAKE FIELD GOAL ATTEMPT.....	12/20/1998 - Holder E. Bjornson 7-yard run at Dal.
TOUCHDOWN OFF FAKE PUNT.....	N/A



# ALL-TIME RESULTS



[FRONT OFFICE & COACHING STAFF](#)

[PLAYER BIOS](#)

[2021 EAGLES STATISTICS](#)

[RECORD BOOK](#)

[ALL-TIME RESULTS](#)

[ALL-TIME ROSTERS](#)

[HONORS & HISTORY](#)

[YEAR-BY-YEAR STATISTICS](#)

[OFF THE FIELD](#)



RECORDS vs. OTHER NFL TEAMS

Opponent	W	L	T
Arizona Cardinals (a)	56	60	5
Atlanta Falcons	21	15	1
Baltimore Ravens	2	4	1
Boston Yanks	7	2	0
Brooklyn Dodgers	6	15	1
Buffalo Bills	8	6	0
Carolina Panthers	8	5	0
Chicago Bears	16	30	1
Cincinnati Bengals	3	9	2
Cincinnati Reds	3	0	0
Cleveland Browns	17	32	1
Dallas Cowboys	54	72	0
Dallas Texans	1	0	0
Denver Broncos	9	5	0
Detroit Lions (b)	18	16	2
Green Bay Packers	17	29	0
Houston Texans	5	0	0
Indianapolis Colts (c)	10	10	0
Jacksonville Jaguars	3	3	0
Kansas City Chiefs	4	5	0
Las Vegas Raiders (f)	7	7	0
Los Angeles Chargers (d)	5	8	0
Los Angeles Rams (e)	22	20	1
Miami Dolphins	6	9	0
Minnesota Vikings	14	15	0
New England Patriots	8	7	0
New Orleans Saints	19	15	0
New York Bulldogs	2	0	0
New York Giants	90	88	2
New York Jets	12	0	0
Pittsburgh Steelers	48	29	3
San Francisco 49ers	14	20	1
Seattle Seahawks	7	12	0
Tampa Bay Buccaneers	10	11	0
Tennessee Titans (g)	7	5	0
Washington Commanders (h)	82	88	6

Note: Records include postseason games

Note: Records include games from the 1943 season when Philadelphia and Pittsburgh merged to play as the Steagles

(a) - Franchise in Chicago prior to 1960 and in St. Louis from 1960-1987; changed name from Phoenix to Arizona in 1994

(b) - Franchise in Portsmouth prior to 1934 and known as the Spartans

(c) - Franchise in Baltimore prior to 1984

(d) - Franchise in San Diego prior to 2017

(e) - Franchise in Cleveland prior to 1946, in Los Angeles prior to 1995 and in St. Louis prior to 2016

(f) - Oakland (1960-81, 1995-2019), Los Angeles (1982-94)

(g) - Franchise in Houston prior to 1997 and known as the Oilers prior to 1999

(h) - Franchise in Boston prior to 1937 and was previously known as the Washington Football Team (2020-21) before being renamed Commanders in 2022

ALL-TIME RECORD

Regular Season: 594-623-26      Playoffs: 23-24      Overall: 617-647-26

\* Does not include 1943 record (5-4-1) when Eagles and Steelers combined as the "Steagles"

HOME RECORD BY STADIUM

Venue	Record	Playoffs
Baker Bowl (1933-35)	3-11-1	0-0
Temple Stadium (1934-35)	1-1-0	0-0
Point Stadium (Johnstown, PA - 1936)	0-1-0	0-0
Laidley Field (Charleston, WV - 1938)	1-0-0	0-0
War Memorial Stadium (Charleston, WV - 1942)	0-1-0	0-0
Municipal Stadium (1936-39, 1941, 1947, 1950, 1954)	5-14-2	0-0
Shibe Park/Connie Mack Stadium (1940-57)^	55-34-5	1-0
Franklin Field (1958-70)	41-45-2	1-0
Veterans Stadium (1971-2002)	144-111-2	7-4
Lincoln Financial Field (2003-pres.)	93-67-1	6-4
<b>TOTALS</b>	<b>343-285-13</b>	<b>15-8</b>

\* Record includes playoff games ^ Does not include 1943 "Steagles" home record totals

RECORD AT CURRENT NFL STADIUMS

Venue	Record	Playoffs
State Farm Stadium, Arizona	0-4	0-1
Mercedes-Benz Stadium, Atlanta	1-1	0-0
M&T Bank Stadium, Baltimore	0-2	0-0
New Era Field, Buffalo	4-4	0-0
Bank of America Stadium, Carolina	4-2	0-0
Soldier Field, Chicago	5-8	2-1
Paul Brown Stadium, Cincinnati	0-1-1	0-0
FirstEnergy Stadium, Cleveland	3-1	0-0
AT&T Stadium, Dallas	6-8	0-1
Empower Field at Mile High, Denver	1-2	0-0
Ford Field, Detroit	3-2	0-0
Lambeau Field, Green Bay	6-10	0-0
NRG Stadium, Houston	2-0	0-0
Lucas Oil Stadium, Indianapolis	1-0	0-0
TIAA Bank Field, Jacksonville	1-3	^0-1
Arrowhead Stadium, Kansas City	3-2	0-0
Allegiant Stadium, Las Vegas	0-1	0-0
SoFi Stadium, L.A. Chargers and L.A. Rams	0-0	0-0
Hard Rock Stadium, Miami	2-3	0-0
U.S. Bank Stadium, Minnesota	0-1	^1-0
Gillette Stadium, New England	1-1	0-0
Mercedes-Benz Superdome, New Orleans	8-8	^1-3
MetLife Stadium, N.Y. Giants and N.Y. Jets	10-4	0-0
Acrisure Stadium, Pittsburgh	0-3	0-0
Levi's Stadium, San Francisco	1-1	0-0
CenturyLink Field, Seattle	2-3	0-0
Raymond James Stadium, Tampa Bay	3-3	0-1
Nissan Stadium, Tennessee	0-3	0-0
FedExField, Washington	15-10	0-0

\* Record includes playoff games ^ Record includes Super Bowl appearances at stadium





OVERTIME RESULTS

Date	Opponent	Result
9/27/76	Washington (MNF)	L, 17-20
9/12/82	Washington	L, 34-37
12/11/83	New Orleans	L, 17-20
11/4/84	at Detroit	T-23-23
9/29/85	N.Y. Giants	L, 10-16
11/10/85	Atlanta	W, 23-17
9/14/86	at Chicago	L, 10-13
11/30/86	at L.A. Raiders	W, 33-27
12/7/86	St. Louis Cardinals	T, 10-10
10/18/87	at Green Bay	L, 10-16
11/29/87	at New England	W, 34-31
12/6/87	at N.Y. Giants	L, 20-23
11/20/88	at N.Y. Giants	W, 23-17
12/9/90	at Miami	L, 20-23
12/13/92	at Seattle	W, 20-17
1/3/94	at San Francisco (MNF)	W, 37-34
10/8/95	Washington	W, 37-34
10/19/97	Arizona	W, 13-10
11/16/97	at Baltimore	T, 10-10
12/13/98	Arizona	L, 17-20
10/31/99	N.Y. Giants	L, 17-23
11/28/99	at Washington	L, 17-20
11/5/00	Dallas	W, 16-13
11/12/00	at Pittsburgh	W, 26-23
9/9/01	St. Louis Rams	L, 17-20
12/28/02	at N.Y. Giants	L, 7-10
12/21/03	San Francisco	L, 28-31
1/11/04	Green Bay (NFCD)	W, 20-17
10/24/04	at Cleveland	W, 34-31
12/11/05	N.Y. Giants	L, 23-26
9/17/06	N.Y. Giants	L, 24-30
11/16/08	at Cincinnati	T, 13-13
10/14/12	Detroit	L, 23-26
11/8/15	at Dallas	W, 33-27
10/30/16	at Dallas	L, 23-29
9/30/18	at Tennessee	L, 23-26
12/9/18	at Dallas	L, 23-29
12/9/19	N.Y. Giants (MNF)	W, 23-17
9/27/20	Cincinnati	T, 23-23

OVERTIME RECORD: 14-20-5

(MNF) - Monday Night Football  
(NFCD) - NFC Divisional Playoff game

RECORD BY HEAD COACH

Head Coach	Record	Playoffs
Lud Wray (1933-35)	9-21-1	0-0
Bert Bell (1936-40)	10-44-2	0-0
Greasy Neale (1941-50)	61-40-4	3-1
Walt Kiesling (a) (1943)	---	---
Bo McMillin (b) (1951)	2-0-0	0-0
Wayne Millner (c) (1951)	2-8-0	0-0
Jim Trimble (1952-55)	25-20-3	0-0
Hugh Devore (1956-57)	7-16-1	0-0
Buck Shaw (1958-60)	20-16-1	1-0
Nick Skorich (d) (1961-63)	15-24-3	0-0
Joe Kuharich (d) (1964-68)	28-41-1	0-0
Jerry Williams (1969-71)	7-22-2	0-0
Ed Khayat (e) (1971-72)	8-15-2	0-0
Mike McCormack (1973-75)	16-25-1	0-0
Dick Vermeil (1976-82)	57-51-0	3-4
Marion Campbell (1983-85)	17-29-1	0-0
Fred Bruney (f) (1985)	1-0-0	0-0
Buddy Ryan (1986-90)	43-38-1	0-3
Rich Kotite (1991-94)	37-29-0	1-1
Ray Rhodes (1995-98)	30-36-1	1-2
Andy Reid (1999-2012)	140-102-1	10-9
Chip Kelly (2013-15)	26-22-0	0-1
Pat Shurmur (g) (2015)	1-0	0-0
Doug Pederson (2016-20)	46-39-1	4-2
<b>Nick Sirianni (2021-)</b>	<b>9-9</b>	<b>0-1</b>

\* Record includes playoff games

(a) Neale and Kiesling co-coached the Steagles in 1943 (5-4-1 record is not reflected in Neale's totals)

(b) Retired due to illness after second game in 1951

(c) Succeeded McMillin for last 10 games in 1951

(d) Record includes one loss in Playoff Bowl

(e) Succeeded Williams after first three games in 1971

(f) Succeeded Campbell for last game in 1985

(g) Succeeded Kelly for last game in 2015

RECORD BY OWNERSHIP

Owner	Record	Playoffs
Bert Bell/Lud Wray (1933-40)	19-65-3	0-0
Alexis Thompson (1941-48)	48-37-5	2-1
James P. Clark (1949-63)	89-91-8	2-0
Jerry Wolman (1964-68)	28-41-1	0-0
Leonard Tose (1969-84)	99-133-6	3-4
Norman Braman (1985-94)	87-76-1	1-4
<b>Jeffrey Lurie (1995-)</b>	<b>252-207-3</b>	<b>15-15</b>

\* Record includes playoff games

THANKSGIVING DAY GAMES

Date	Opponent	Result
11/23/39	Pittsburgh	W, 17-14
11/28/40	Pittsburgh	W, 7-0
11/28/68	at Detroit	W, 12-0
11/23/89	at Dallas	W, 27-0
11/27/08	Arizona	W, 48-20
11/27/14	at Dallas	W, 33-10
11/26/15	at Detroit	L, 14-45

INTERNATIONAL GAMES

Date	Opponent	Result	Location
8/5/78	vs. New Orleans	L, 7-14	Mexico City (Estadio Olimpico)
8/6/89	vs. Cleveland	W, 17-13	London, England (Wembley Stadium)
7/28/91	vs. Buffalo	L, 13-17	London, England (Wembley Stadium)
8/1/93	vs. New Orleans	L, 16-28	Tokyo, Japan (Tokyo Dome)
10/28/18	vs. Jacksonville	W, 24-18	London, England (Wembley Stadium)



2021				
Record: 9-8 (2nd in NFC East)				
HC: Nick Sirianni				

Date	W/L	Score	Opponent	Att.
S-12	W	32-6	at Atlanta	68,633
S-19	L	11-17	San Francisco	69,796
S-27	L	21-41	at Dallas	93,267
O-03	L	30-42	Kansas City	69,796
O-10	W	21-18	at Carolina	72,545
O-14	L	22-28	Tampa Bay	69,796
O-24	L	22-33	at Las Vegas	62,000
O-31	W	44-6	at Detroit	47,192
N-07	L	24-27	LA Chargers	69,796
N-14	W	30-13	at Denver	76,766
N-21	W	40-29	New Orleans	69,796
N-28	L	7-13	at NY Giants	73,969
D-05	W	33-18	at NY Jets	73,311
D-21	W	27-17	Washington	69,796
D-26	W	34-10	NY Giants	69,796
J-02	W	20-16	at Washington	51,563
J-08	L	26-51	Dallas	69,796
<b>NFC WILD CARD</b>				
J-16	L	15-31	at Tampa Bay	65,077

2020				
Record: 4-11-1 (4th in NFC East)				
HC: Doug Pederson				

Date	W/L	Score	Opponent	Att.
S-13	L	17-27	at Washington	---
S-20	L	19-37	LA Rams	---
S-27	T	23-23	Cincinnati	---
O-04	W	25-20	at San Francisco	---
O-11	L	29-38	at Pittsburgh	4,708
O-18	L	28-30	Baltimore	---
O-22	W	22-21	NY Giants	---
N-01	W	23-9	Dallas	---
N-15	L	17-27	at NY Giants	---
N-22	L	17-22	at Cleveland	11,133
N-30	L	17-23	Seattle	---
D-06	L	16-30	at Green Bay	---
D-13	W	24-21	New Orleans	---
D-20	L	26-33	at Arizona	---
D-27	L	17-37	at Dallas	30,131
J-03	L	14-20	Washington	---

2019				
Record: 9-7 (1st in NFC East)				
HC: Doug Pederson				

Date	W/L	Score	Opponent	Att.
S-08	W	32-27	Washington	69,696
S-15	L	20-24	at Atlanta	72,443
S-22	L	24-27	Detroit	69,796
S-26	W	34-27	at Green Bay	77,509
O-06	W	31-6	NY Jets	69,796
O-13	L	20-38	at Minnesota	66,837
O-20	L	10-37	at Dallas	91,213
O-27	W	31-13	at Buffalo	69,435
N-03	W	22-14	Chicago	69,796
N-17	L	10-17	New England	69,796
N-24	L	9-17	Seattle	69,796
D-01	L	31-37	at Miami	65,545
D-09	W	23-17	NY Giants (OT)	69,796
D-15	W	37-27	at Washington	63,246
D-22	W	17-9	Dallas	69,796
D-29	W	34-17	at NY Giants	75,029
<b>NFC WILD CARD</b>				
J-05	L	9-17	Seattle	69,796

2018				
Record: 9-7 (2nd in NFC East)				
HC: Doug Pederson				

Date	W/L	Score	Opponent	Att.
S-06	W	18-12	Atlanta	69,696
S-16	L	21-27	at Tampa Bay	56,552
S-23	W	20-16	Indianapolis	69,696
S-30	L	23-26	at Tennessee (OT)	69,013
O-07	L	21-23	Minnesota	69,696
O-11	W	34-13	at NY Giants	77,167
O-21	L	17-21	Carolina	69,696
O-28	W	24-18	at Jacksonville	85,870
N-11	L	20-27	Dallas	69,696
N-18	L	48-7	at New Orleans	73,042
N-25	W	25-22	NY Giants	69,696
D-03	W	28-13	Washington	69,696
D-09	L	23-29	at Dallas (OT)	93,127
D-16	W	30-23	at LA Rams	74,210
D-23	W	32-30	Houston	69,696
D-30	W	24-0	at Washington	63,188
<b>NFC WILD CARD</b>				
J-06	W	16-15	at Chicago	62,462
<b>NFC DIVISIONAL PLAYOFF</b>				
J-13	L	14-20	at New Orleans	73,027

2017				
Record: 13-3 (1st in NFC East)				
HC: Doug Pederson				

Date	W/L	Score	Opponent	Att.
S-10	W	30-17	at Washington	78,685
S-17	L	20-27	at Kansas City	74,971
S-24	W	27-24	NY Giants	69,596
O-01	W	26-24	at LA Chargers	25,374
O-08	W	34-7	Arizona	69,596
O-12	W	28-23	at Carolina	74,373
O-23	W	34-24	Washington	69,596
O-29	W	33-10	San Francisco	69,596
N-05	W	51-23	Denver	69,596
N-19	W	37-9	at Dallas	93,247
N-26	W	31-3	Chicago	69,596
D-03	L	10-24	at Seattle	69,075
D-10	W	43-35	at LA Rams	67,752
D-17	W	34-29	at NY Giants	76,896
D-25	W	19-10	Oakland	69,596
D-31	L	0-6	Dallas	69,596
<b>NFC DIVISIONAL PLAYOFF</b>				
J-13	W	15-10	Atlanta	69,596
<b>NFC CHAMPIONSHIP</b>				
J-21	W	38-7	Minnesota	69,596
<b>SUPER BOWL LII (Minneapolis, MN)</b>				
F-04	W	41-33	at New England	67,612

2016				
Record: 7-9 (4th in NFC East)				
HC: Doug Pederson				

Date	W/L	Score	Opponent	Att.
S-11	W	29-10	Cleveland	69,596
S-19	W	29-14	at Chicago	62,268
S-25	W	34-3	Pittsburgh	69,596
O-09	L	23-24	at Detroit	58,047
O-16	L	20-27	at Washington	78,934
O-23	W	21-10	Minnesota	69,596
O-30	L	23-29	at Dallas (OT)	93,103
N-06	L	23-28	at NY Giants	80,309
N-13	W	24-15	Atlanta	69,596
N-20	L	15-26	at Seattle	69,190
N-28	L	13-27	Green Bay	69,596
D-04	L	14-32	at Cincinnati	55,456
D-11	L	22-27	Washington	69,596
D-18	L	26-27	at Baltimore	71,223
D-22	W	24-19	NY Giants	69,596
J-01	W	27-13	Dallas	69,596



2015				
<b>Record: 7-9 (2nd in NFC East)</b>				
<b>HC: Chip Kelly (15), Pat Shurmur (1)</b>				

Date	W/L	Score	Opponent	Att.
S-14	L	24-26	at Atlanta	70,516
S-20	L	10-20	Dallas	69,596
S-27	W	24-17	at NY Jets	78,160
O-04	L	20-23	at Washington	74,767
O-11	W	39-17	New Orleans	69,596
O-19	W	27-7	NY Giants	69,596
O-25	L	16-27	at Carolina	74,194
N-08	W	33-27	at Dallas (OT)	91,827
N-15	L	19-20	Miami	69,596
N-22	L	17-45	Tampa Bay	69,596
N-26	L	14-45	at Detroit	64,445
D-06	W	35-28	at New England	66,829
D-13	W	23-20	Buffalo	69,596
D-20	L	17-40	Arizona	69,596
D-26	L	24-38	Washington	69,596
J-03	W	35-30	at NY Giants	78,023

2014				
<b>Record: 10-6 (2nd in NFC East)</b>				
<b>HC: Chip Kelly</b>				

Date	W/L	Score	Opponent	Att.
S-07	W	34-17	Jacksonville	69,596
S-15	W	30-27	at Indianapolis	64,871
S-21	W	37-34	Washington	69,596
S-28	L	21-26	at San Francisco	70,799
O-05	W	34-28	St. Louis	69,596
O-12	W	27-0	NY Giants	69,596
O-26	L	20-24	at Arizona	61,789
N-02	W	31-21	at Houston	71,780
N-10	W	45-21	Carolina	69,596
N-16	L	20-53	at Green Bay	78,270
N-23	W	43-24	Tennessee	69,596
N-27	W	33-10	at Dallas	91,379
D-07	L	14-24	Seattle	69,596
D-14	L	27-38	Dallas	69,596
D-20	L	24-27	at Washington	78,897
D-28	W	34-26	at NY Giants	79,150

2013				
<b>Record: 10-6 (1st in NFC East)</b>				
<b>HC: Chip Kelly</b>				

Date	W/L	Score	Opponent	Att.
S-09	W	33-27	at Washington	82,743
S-15	L	30-33	San Diego	69,144
S-19	L	16-26	Kansas City	69,144
S-29	L	20-52	at Denver	77,002
O-06	W	36-21	at NY Giants	80,738
O-13	W	31-20	at Tampa Bay	62,505
O-20	L	3-17	Dallas	69,144
O-27	L	7-15	NY Giants	69,144
N-03	W	49-20	at Oakland	51,751
N-10	W	27-13	at Green Bay	78,011
N-17	W	24-16	Washington	69,144
D-01	W	24-21	Arizona	69,144
D-08	W	34-20	Detroit	69,144
D-15	L	30-48	at Minnesota	64,087
D-22	W	54-11	Chicago	69,144
D-29	W	24-22	at Dallas	91,166

NFC WILD CARD				
J-04	L	24-26	New Orleans	69,144

2012				
<b>Record: 4-12 (4th in NFC East)</b>				
<b>HC: Andy Reid</b>				

Date	W/L	Score	Opponent	Att.
S-09	W	17-16	at Cleveland	68,693
S-16	W	24-23	Baltimore	69,144
S-23	L	6-27	at Arizona	60,436
S-30	W	19-17	NY Giants	69,144
O-07	L	14-16	at Pittsburgh	64,737
O-14	L	23-26	Detroit (OT)	69,144
O-28	L	17-30	Atlanta	69,144
N-05	L	13-28	at New Orleans	73,099
N-11	L	23-38	Dallas	69,144
N-18	L	6-31	at Washington	79,327
N-26	L	22-30	Carolina	69,144
D-02	L	33-38	at Dallas	81,851
D-09	W	23-21	at Tampa Bay	69,941
D-13	L	13-34	Cincinnati	69,144
D-23	L	20-27	Washington	69,144
D-30	L	7-42	at NY Giants	80,657

2011				
<b>Record: 8-8 (2nd in NFC East)</b>				
<b>HC: Andy Reid</b>				

Date	W/L	Score	Opponent	Att.
S-11	W	31-13	at St. Louis	56,722
S-18	L	31-35	at Atlanta	69,608
S-25	L	16-29	NY Giants	69,144
O-02	L	23-24	San Francisco	69,144
O-09	L	24-31	at Buffalo	69,803
O-16	W	20-13	at Washington	80,447
O-30	W	34-7	Dallas	69,144
N-07	L	24-30	Chicago	69,144
N-13	L	17-21	Arizona	69,144
N-20	W	17-10	at NY Giants	79,743
N-27	L	20-38	New England	69,144
D-01	L	14-31	at Seattle	67,039
D-11	W	26-10	at Miami	67,823
D-18	W	45-19	NY Jets	69,144
D-24	W	20-7	at Dallas	84,834
J-01	W	34-10	Washington	69,144

2010				
<b>Record: 10-6 (1st in NFC East)</b>				
<b>HC: Andy Reid</b>				

Date	W/L	Score	Opponent	Att.
S-12	L	20-27	Green Bay	69,144
S-19	W	35-32	at Detroit	56,688
S-26	W	28-3	at Jacksonville	63,256
O-03	L	12-17	Washington	69,144
O-10	W	27-24	at San Francisco	69,732
O-17	W	31-17	Atlanta	69,144
O-24	L	19-37	at Tennessee	69,143
N-07	W	26-24	Indianapolis	69,144
N-15	W	59-28	at Washington	84,912
N-21	W	27-17	NY Giants	69,144
N-28	L	26-31	at Chicago	62,147
D-02	W	34-24	Houston	69,144
D-12	W	30-27	at Dallas	85,673
D-19	W	38-31	at NY Giants	81,223
D-28	L	14-24	Minnesota	69,144
J-02	L	13-14	Dallas	69,144

NFC WILD CARD				
J-09	L	16-21	Green Bay	69,144





## 2003

Record: 12-4 (1st in NFC East)

HC: Andy Reid

Date	W/L	Score	Opponent	Att.
S-08	L	0-17	Tampa Bay	67,772
S-14	L	10-31	New England	67,624
S-28	W	23-13	at Buffalo	73,305
O-05	W	27-25	Washington	67,792
O-12	L	21-23	at Dallas	63,648
O-19	W	14-10	at NY Giants	78,883
O-26	W	24-17	NY Jets	67,853
N-02	W	23-16	at Atlanta	70,064
N-10	W	17-14	at Green Bay	70,291
N-16	W	28-10	NY Giants	67,867
N-23	W	33-20	New Orleans	67,802
N-30	W	25-16	at Carolina	72,977
D-07	W	36-10	Dallas	69,773
D-15	W	34-27	at Miami	73,780
D-21	L	28-31	San Fran. (OT)	67,866
D-27	W	31-7	at Washington	76,766
<b>NFC DIVISIONAL PLAYOFF</b>				
J-11	W	20-17	Green Bay (OT)	67,707
<b>NFC CHAMPIONSHIP</b>				
J-18	L	3-14	Carolina	67,862

## 2002

Record: 12-4 (1st in NFC East)

HC: Andy Reid

Date	W/L	Score	Opponent	Att.
S-08	L	24-27	at Tennessee	68,804
S-16	W	37-7	at Washington	84,982
S-22	W	44-13	Dallas	65,537
S-29	W	35-17	Houston	64,867
O-06	L	25-28	at Jacksonville	65,005
O-20	W	20-10	Tampa Bay	65,523
O-28	W	17-3	NY Giants	65,791
N-03	W	19-13	at Chicago	54,049
			(Champaign, IL)	
N-10	L	13-35	Indianapolis	65,660
N-17	W	38-14	Arizona	64,990
N-25	W	38-17	at San Francisco	67,919
D-01	W	10-3	St. Louis	65,552
D-08	W	27-20	at Seattle	59,862
D-15	W	34-21	Washington	65,615
D-21	W	27-3	at Dallas	63,209
D-28	L	7-10	at NY Giants (OT)	78,782
<b>NFC DIVISIONAL PLAYOFF</b>				
J-11	W	20-6	Atlanta	66,452
<b>NFC CHAMPIONSHIP</b>				
J-19	L	10-27	Tampa Bay	66,713

## 2001

Record: 11-5 (1st in NFC East)

HC: Andy Reid

Date	W/L	Score	Opponent	Att.
S-09	L	17-20	St. Louis (OT)	66,243
S-23	W	27-3	at Seattle	62,826
S-30	W	40-18	Dallas	66,621
O-07	L	20-21	Arizona	66,360
O-22	W	10-9	at NY Giants	78,821
O-28	L	10-20	Oakland	65,342
N-04	W	21-7	at Arizona	33,430
N-11	W	48-17	Minnesota	65,638
N-18	W	36-3	at Dallas	63,204
N-25	L	3-13	Washington	65,666
N-29	W	23-10	at Kansas City	77,087
D-09	W	24-14	San Diego	65,438
D-16	W	20-6	at Washington	84,936
D-22	L	3-13	at San Francisco	68,124
D-30	W	24-21	NY Giants	65,885
J-06	W	17-13	at Tampa Bay	65,541
<b>NFC WILD CARD</b>				
J-12	W	31-9	Tampa Bay	65,847
<b>NFC DIVISIONAL PLAYOFF</b>				
J-19	W	33-19	at Chicago	66,944
<b>NFC CHAMPIONSHIP</b>				
J-27	L	24-29	at St. Louis	66,502

## 2000

Record: 11-5 (2nd in NFC East)

HC: Andy Reid

Date	W/L	Score	Opponent	Att.
S-03	W	41-14	at Dallas	62,872
S-10	L	18-33	NY Giants	65,530
S-17	L	3-6	at Green Bay	59,869
S-24	W	21-7	at New Orleans	64,900
O-01	W	38-10	Atlanta	65,424
O-08	L	14-17	Washington	65,491
O-15	W	33-14	at Arizona	38,293
O-22	W	13-9	Chicago	65,553
O-29	L	7-24	at NY Giants	78,087
N-05	W	16-13	Dallas (OT)	65,636
N-12	W	26-23	at Pittsburgh (OT)	56,702
N-19	W	34-9	Arizona	65,356
N-26	W	23-20	at Washington	83,284
D-03	L	13-15	Tennessee	65,639
D-10	W	35-24	at Cleveland	72,318
D-24	W	16-7	Cincinnati	64,902
<b>NFC WILD CARD</b>				
D-31	W	21-3	Tampa Bay	65,813
<b>NFC DIVISIONAL PLAYOFF</b>				
J-07	L	10-20	at NY Giants	78,765

## 1999

Record: 5-11 (5th in NFC East)

HC: Andy Reid

Date	W/L	Score	Opponent	Att.
S-12	L	24-25	Arizona	64,113
S-19	L	5-19	Tampa Bay	64,285
S-26	L	0-26	at Buffalo	70,872
O-03	L	15-16	at NY Giants	77,959
O-10	W	13-10	Dallas	66,669
O-17	W	20-16	at Chicago	66,944
O-24	L	13-16	at Miami	73,975
O-31	L	17-23	NY Giants (OT)	66,481
N-07	L	7-33	at Carolina	62,569
N-14	W	35-28	Washington	66,591
N-21	L	17-44	Indianapolis	65,521
N-28	L	17-20	at Wash. (OT)	74,741
D-05	L	17-21	at Arizona	46,550
D-12	L	10-20	at Dallas	64,086
D-19	W	24-9	New England	65,475
J-02	W	38-31	St. Louis	60,700

## 1998

Record: 3-13 (5th in NFC East)

HC: Ray Rhodes

Date	W/L	Score	Opponent	Att.
S-06	L	0-38	Seattle	66,418
S-13	L	12-17	at Atlanta	46,456
S-20	L	3-17	at Arizona	36,717
S-27	L	21-24	Kansas City	66,675
O-04	L	16-41	at Denver	73,218
O-11	W	17-12	Washington	66,183
O-18	L	10-13	at San Diego	56,967
N-02	L	0-34	Dallas	67,002
N-08	W	10-9	Detroit	66,785
N-15	L	3-28	at Washington	67,704
N-22	L	0-20	at NY Giants	65,763
N-29	L	16-24	at Green Bay	59,862
D-03	W	17-14	St. Louis	66,155
D-13	L	17-20	Arizona (OT)	62,176
D-20	L	9-13	at Dallas	62,722
D-27	L	10-20	NY Giants	66,596



1997				
<b>Record: 6-9-1 (3rd in NFC East)</b>				
<b>HC: Ray Rhodes</b>				

Date	W/L	Score	Opponent	Att.
A-31	L	17-31	at NY Giants	70,296
S-07	W	10-9	Green Bay	66,803
S-15	L	20-21	at Dallas	63,942
S-28	L	19-28	at Minnesota	55,149
O-05	W	24-10	Washington	67,008
O-12	L	21-38	at Jacksonville	69,150
O-19	W	13-10	Arizona (OT)	66,860
O-26	W	13-12	Dallas	67,106
N-02	L	21-31	at Arizona	39,549
N-10	L	12-24	San Francisco	67,133
N-16	T	10-10	at Baltimore (OT)	63,546
N-23	W	23-20	Pittsburgh	67,166
N-30	W	44-42	Cincinnati	66,623
D-07	L	21-31	NY Giants	67,084
D-14	L	17-20	at Atlanta	42,866
D-21	L	32-35	at Washington	75,939

1996				
<b>Record: 10-6 (2nd in NFC East)</b>				
<b>HC: Ray Rhodes</b>				

Date	W/L	Score	Opponent	Att.
S-01	W	17-14	at Washington	53,415
S-09	L	13-39	at Green Bay	60,666
S-15	W	24-17	Detroit	66,007
S-22	W	33-18	at Atlanta	40,107
S-30	L	19-23	Dallas	67,201
O-13	W	19-10	at NY Giants	72,729
O-20	W	35-28	Miami	66,240
O-27	W	20-9	Carolina	65,982
N-03	W	31-21	at Dallas	64,952
N-10	L	17-24	Buffalo	66,613
N-17	L	21-26	Washington	66,834
N-24	L	30-36	at Arizona	36,175
D-01	W	24-0	NY Giants	51,468
D-05	L	10-37	at Indianapolis	52,689
D-14	W	21-20	at NY Jets	29,178
D-22	W	29-19	Arizona	63,658

NFC WILD CARD				
D-29	L	0-14	at San Francisco	56,460

1995				
<b>Record: 10-6 (2nd in NFC East)</b>				
<b>HC: Ray Rhodes</b>				

Date	W/L	Score	Opponent	Att.
S-03	L	6-21	Tampa Bay	66,266
S-10	W	31-19	at Arizona	45,004
S-17	L	21-27	San Diego	63,081
S-24	L	17-48	at Oakland	48,875
O-01	W	15-10	at New Orleans	43,938
O-08	W	37-34	Washington (OT)	65,498
O-15	W	17-14	at NY Giants	74,252
O-29	W	20-9	St. Louis	62,172
N-06	L	12-34	at Dallas	64,876
N-12	W	31-13	Denver	60,842
N-19	W	28-19	NY Giants	63,562
N-26	W	14-7	at Washington	50,539
D-03	L	14-26	at Seattle	39,893
D-10	W	20-17	Dallas	66,198
D-17	W	21-20	Arizona	62,076
D-24	L	14-20	at Chicago	52,391

NFC WILD CARD				
D-30	W	58-37	Detroit	66,492
NFC DIVISIONAL PLAYOFF				
J-07	L	11-30	at Dallas	64,371

1994				
<b>Record: 7-9 (4th in NFC East)</b>				
<b>HC: Rich Kotite</b>				

Date	W/L	Score	Opponent	Att.
S-04	L	23-28	at NY Giants	76,130
S-12	W	30-22	Chicago	64,890
S-18	W	13-7	Green Bay	63,922
O-02	W	40-8	at San Francisco	64,843
O-09	W	21-17	Washington	63,947
O-16	L	13-24	at Dallas	64,703
O-24	W	21-6	Houston	65,233
O-30	W	31-29	at Washington	53,530
N-06	W	17-7	Arizona	64,952
N-13	L	7-26	Cleveland	65,233
N-20	L	6-12	at Arizona	62,779
N-27	L	21-28	at Atlanta	60,008
D-04	L	19-31	Dallas	65,974
D-11	L	3-14	at Pittsburgh	55,474
D-18	L	13-16	NY Giants	64,540
D-24	L	30-33	at Cincinnati	39,923

1993				
<b>Record: 8-8 (3rd in NFC East)</b>				
<b>HC: Rich Kotite</b>				

Date	W/L	Score	Opponent	Att.
S-05	W	23-17	Phoenix	59,831
S-12	W	20-17	at Green Bay	59,061
S-19	W	34-31	Washington	65,435
O-03	W	35-30	at NY Jets	72,593
O-10	L	6-17	Chicago	63,601
O-17	L	10-21	at NY Giants	76,050
O-31	L	10-23	Dallas	61,912
N-07	L	3-16	at Phoenix	46,663
N-14	L	14-19	Miami	64,213
N-21	L	3-7	NY Giants	62,928
N-28	W	17-14	at Washington	46,663
D-06	L	17-23	at Dallas	64,521
D-12	L	7-10	Buffalo	60,769
D-19	W	20-10	at Indianapolis	44,952
D-26	W	37-26	New Orleans	50,085
J-03	W	37-34	at San Fran. (OT)	61,653

1992				
<b>Record: 11-5 (2nd in NFC East)</b>				
<b>HC: Rich Kotite</b>				

Date	W/L	Score	Opponent	Att.
S-06	W	15-13	New Orleans	65,513
S-13	W	31-14	at Phoenix	42,533
S-20	W	30-0	Denver	65,833
O-05	W	31-7	Dallas	66,572
O-11	L	17-24	at Kansas City	76,626
O-18	L	12-16	at Washington	56,380
O-25	W	7-3	Phoenix	64,676
N-01	L	10-20	at Dallas	65,012
N-08	W	31-10	L.A. Raiders	65,388
N-15	L	24-27	at Green Bay	52,689
N-22	W	47-34	at NY Giants	68,153
N-29	L	14-20	at San Francisco	64,374
D-06	W	28-17	Minnesota	65,280
D-13	W	20-17	at Seattle (OT)	47,492
D-20	W	17-13	Washington	65,841
D-27	W	20-10	NY Giants	64,266

NFC WILD CARD				
J-03	W	36-20	at New Orleans	68,893
NFC DIVISIONAL PLAYOFF				
J-10	L	10-34	at Dallas	63,721



1991				
<b>Record: 10-6 (3rd in NFC East)</b>				
<b>HC: Rich Kotite</b>				

Date	W/L	Score	Opponent	Att.
S-01	W	20-3	at Green Bay	58,991
S-08	L	10-26	Phoenix	63,818
S-15	W	24-0	at Dallas	62,656
S-22	W	23-14	Pittsburgh	65,511
S-30	L	0-23	at Washington	55,198
O-06	L	13-14	at Tampa Bay	41,219
O-13	L	6-13	New Orleans	64,224
O-27	L	7-23	San Francisco	65,796
N-04	W	30-7	NY Giants	65,816
N-10	W	32-30	at Cleveland	72,086
N-17	W	17-10	Cincinnati	63,189
N-24	W	34-14	at Phoenix	37,307
D-02	W	13-6	at Houston	62,141
D-08	W	19-14	at NY Giants	76,099
D-15	L	13-25	Dallas	65,854
D-22	W	24-22	Washington	58,988

1990				
<b>Record: 10-6 (2nd in NFC East)</b>				
<b>HC: Buddy Ryan</b>				

Date	W/L	Score	Opponent	Att.
S-09	L	20-27	at NY Giants	76,202
S-16	L	21-23	Phoenix	64,396
S-23	W	27-21	at LA Rams	63,644
S-30	L	23-24	Indianapolis	62,067
O-15	W	32-24	Minnesota	66,296
O-21	L	7-13	at Washington	53,567
O-28	W	21-20	at Dallas	62,605
N-04	W	48-20	New England	65,514
N-12	W	28-14	Washington	65,857
N-18	W	24-23	at Atlanta	53,755
N-25	W	31-13	NY Giants	66,706
D-02	L	23-30	at Buffalo	79,320
D-09	L	20-23	at Miami (OT)	67,034
D-16	W	31-0	Green Bay	65,627
D-23	W	17-3	Dallas	63,895
D-29	W	23-21	at Phoenix	31,796

NFC WILD CARD				
J-05	L	6-20	Washington	65,287

1989				
<b>Record: 11-5 (2nd in NFC East)</b>				
<b>HC: Buddy Ryan</b>				

Date	W/L	Score	Opponent	Att.
S-10	W	31-7	Seattle	64,287
S-17	W	42-37	at Washington	53,493
S-24	L	28-38	San Francisco	66,042
O-02	L	13-27	at Chicago	66,625
O-08	W	21-19	NY Giants	65,688
O-15	W	17-5	at Phoenix	42,620
O-22	W	10-7	LA Raiders	64,019
O-29	W	28-24	at Denver	75,065
N-05	L	17-20	at San Diego	47,019
N-12	L	3-10	Washington	65,443
N-19	W	10-9	Minnesota	65,944
N-23	W	27-0	at Dallas	54,444
D-03	W	24-17	at NY Giants	74,809
D-10	W	20-10	Dallas	59,842
D-18	L	20-30	at New Orleans	59,218
D-24	W	31-14	Phoenix	43,287

NFC WILD CARD				
D-31	L	7-21	LA Rams	57,869

1988				
<b>Record: 10-6 (1st in NFC East)</b>				
<b>HC: Buddy Ryan</b>				

Date	W/L	Score	Opponent	Att.
S-04	W	41-14	at Tampa Bay	43,502
S-11	L	24-28	Cincinnati	43,502
S-18	L	10-17	at Washington	53,920
S-25	L	21-23	at Minnesota	56,012
O-02	W	32-23	Houston	64,692
O-10	W	24-13	NY Giants	63,736
O-16	L	3-19	at Cleveland	78,787
O-23	W	24-23	Dallas	66,309
O-30	L	24-27	Atlanta	60,091
N-06	W	30-24	LA Rams	65,624
N-13	W	27-26	at Pittsburgh	46,026
N-20	W	23-17	at NY Giants (OT)	43,621
N-27	W	31-21	Phoenix	57,918
D-04	L	19-20	Washington	65,947
D-10	W	23-17	at Phoenix	54,832
D-18	W	23-7	at Dallas	46,131

NFC DIVISIONAL PLAYOFF				
D-31	L	12-20	at Chicago	65,534

1987				
<b>Record: 7-8 (4th in NFC East)</b>				
<b>HC: Buddy Ryan</b>				

Date	W/L	Score	Opponent	Att.
S-13	L	24-34	at Washington	52,188
S-20	W	27-17	New Orleans	57,485
O-04	L	3-35	Chicago	4,074
O-11	L	22-41	at Dallas	40,622
O-18	L	10-16	at Green Bay (OT)	35,842
O-25	W	37-20	Dallas	61,630
N-01	W	28-23	at St. Louis	24,586
N-08	W	31-27	Washington	63,609
N-15	L	17-20	NY Giants	66,172
N-22	L	19-31	St. Louis	55,592
N-29	W	34-31	at New Eng. (OT)	54,198
D-06	L	20-23	at NY Giants (OT)	65,874
D-13	L	10-28	Miami	63,841
D-20	W	38-27	at NY Jets	30,572
D-27	W	17-7	Buffalo	57,547

*Note: Sep. 27 game at San Francisco canceled due to the NFL players' strike ... Games from Oct. 4 - Oct. 18 were played with replacement players during the strike*

1986				
<b>Record: 5-10-1 (4th in NFC East)</b>				
<b>HC: Buddy Ryan</b>				

Date	W/L	Score	Opponent	Att.
S-07	L	14-41	at Washington	53,982
S-14	L	10-13	at Chicago (OT)	65,130
S-21	L	7-33	Denver	63,839
S-28	W	34-20	LA Rams	65,646
O-05	W	16-0	at Atlanta	57,104
O-12	L	3-35	at NY Giants	74,221
O-19	L	14-17	Dallas	68,572
O-26	W	23-7	San Diego	41,469
N-02	L	10-13	at St. Louis	33,051
N-09	L	14-17	NY Giants	60,601
N-16	L	11-13	Detroit	54,568
N-23	L	20-24	at Seattle	55,786
N-30	W	33-27	at LA Raiders (OT)	53,338
D-07	T	10-10	St. Louis (OT)	50,148
D-14	W	23-21	at Dallas	46,117
D-21	L	14-21	Washington	61,816



1985				
<b>Record: 7-9 (4th in NFC East)</b>				
<b>HC: M. Campbell (15), Fred Bruneau (1)</b>				

Date	W/L	Score	Opponent	Att.
S-08	L	0-21	at NY Giants	76,141
S-15	L	6-17	LA Rams	60,920
S-22	W	19-6	at Washington	53,748
S-29	L	10-16	NY Giants (OT)	66,696
O-06	L	21-23	at New Orleans	56,364
O-13	W	30-7	St. Louis	48,186
O-20	W	16-14	Dallas	70,114
O-27	W	21-17	Buffalo	60,987
N-03	L	13-24	at San Francisco	58,383
N-10	W	23-17	Atlanta (OT)	63,691
N-17	W	24-14	at St. Louis	39,032
N-24	L	17-34	at Dallas	54,047
D-01	L	23-28	Minnesota	54,688
D-08	L	12-17	Washington	60,737
D-15	L	14-20	at San Diego	45,569
D-22	W	37-35	at Minnesota	49,722

1984				
<b>Record: 6-9-1 (5th in NFC East)</b>				
<b>HC: Marion Campbell</b>				

Date	W/L	Score	Opponent	Att.
S-02	L	27-28	at NY Giants	71,520
S-09	W	19-17	Minnesota	55,942
S-16	L	17-23	at Dallas	64,521
S-23	L	9-21	San Francisco	62,771
S-30	L	0-20	at Washington	53,064
O-07	W	27-17	at Buffalo	37,555
O-14	W	16-7	Indianapolis	50,277
O-21	W	24-10	NY Giants	64,677
O-28	L	14-34	St. Louis	54,310
N-04	T	23-23	at Detroit (OT)	59,141
N-11	L	23-24	at Miami	70,227
N-18	W	16-10	Washington	63,117
N-25	L	16-17	at St. Louis	39,858
D-02	L	10-26	Dallas	66,322
D-09	W	27-17	New England	41,581
D-16	L	10-26	at Atlanta	15,582

1983				
<b>Record: 5-11 (4th in NFC East)</b>				
<b>HC: Marion Campbell</b>				

Date	W/L	Score	Opponent	Att.
S-03	W	22-17	at San Francisco	55,775
S-11	L	13-23	Washington	69,542
S-18	W	13-10	at Denver	74,202
S-25	L	11-14	St. Louis	64,465
O-02	W	28-24	at Atlanta	50,621
O-09	W	17-13	at NY Giants	73,291
O-16	L	7-37	at Dallas	63,070
O-23	L	6-7	Chicago	45,263
O-30	L	21-22	Baltimore	59,150
N-06	L	20-27	Dallas	71,236
N-13	L	14-17	at Chicago	47,524
N-20	L	0-23	NY Giants	57,977
N-27	L	24-28	at Washington	54,324
D-04	W	13-9	LA Rams	32,867
D-11	L	17-20	New Orleans (OT)	45,182
D-18	L	7-31	at St. Louis	21,902

1982				
<b>Record: 3-6 (13th in NFC)</b>				
<b>HC: Dick Vermeil</b>				

Date	W/L	Score	Opponent	Att.
S-12	L	34-37	Washington (OT)	68,885
S-19	W	24-21	at Cleveland	78,830
N-21	L	14-18	Cincinnati	65,172
N-28	L	9-13	at Washington	48,313
D-05	L	20-23	St. Louis	63,622
D-11	L	7-23	at NY Giants	66,053
D-19	W	35-14	Houston	44,119
D-26	W	24-20	at Dallas	46,199
J-02	L	24-26	NY Giants	55,797

*Note: A 57-day strike by the players reduced the schedule from 16 weeks to nine*

1981				
<b>Record: 10-6 (2nd in NFC East)</b>				
<b>HC: Dick Vermeil</b>				

Date	W/L	Score	Opponent	Att.
S-06	W	24-10	at NY Giants	72,459
S-13	W	13-3	New England	71,089
S-17	W	20-14	at Buffalo	78,331
S-27	W	36-13	Washington	70,664
O-05	W	16-13	Atlanta	71,488
O-11	W	31-14	at New Orleans	52,728
O-18	L	23-35	at Minnesota	45,459
O-25	W	20-10	Tampa Bay	70,714
N-01	L	14-17	Dallas	72,111
N-08	W	52-10	at St. Louis	48,421
N-15	W	38-13	Baltimore	68,613
N-22	L	10-20	NY Giants	66,327
N-30	L	10-13	at Miami	67,797
D-06	L	13-15	at Washington	52,206
D-13	L	10-21	at Dallas	64,955
D-20	W	38-0	St. Louis	56,636

**NFC WILD CARD**

D-27	L	21-27	NY Giants	71,611
------	---	-------	-----------	--------

1980				
<b>Record: 12-4 (1st in NFC East)</b>				
<b>HC: Dick Vermeil</b>				

Date	W/L	Score	Opponent	Att.
S-07	W	27-6	Denver	70,307
S-14	W	42-7	at Minnesota	46,460
S-22	W	35-3	NY Giants	70,767
S-28	L	14-24	at St. Louis	49,079
O-05	W	24-14	Washington	69,044
O-12	W	31-16	at NY Giants	71,051
O-19	W	17-10	Dallas	70,696
O-26	W	17-14	Chicago	68,752
N-02	W	27-20	at Seattle	61,046
N-09	W	34-21	at New Orleans	44,340
N-16	W	24-0	at Washington	51,897
N-23	W	10-7	Oakland	68,585
N-30	L	21-22	at San Diego	51,760
D-07	L	17-20	Atlanta	70,205
D-14	W	17-3	St. Louis	68,969
D-21	L	27-35	at Dallas	62,548

**NFC DIVISIONAL PLAYOFF**

J-03	W	31-16	Minnesota	68,434
------	---	-------	-----------	--------

**NFC CHAMPIONSHIP GAME**

J-11	W	20-7	Dallas	70,696
------	---	------	--------	--------

**SUPER BOWL XV (New Orleans, LA)**

J-25	L	10-27	Oakland	75,500
------	---	-------	---------	--------





1979				
<b>Record: 11-5 (2nd in NFC East)</b>				
<b>HC: Dick Vermeil</b>				

Date	W/L	Score	Opponent	Att.
S-02	W	23-17	NY Giants	67,366
S-10	L	10-14	Atlanta	66,935
S-16	W	26-14	at New Orleans	54,212
S-23	W	17-13	at NY Giants	74,265
S-30	W	17-14	Pittsburgh	70,352
O-07	W	28-17	Washington	69,142
O-14	W	24-20	at St. Louis	48,367
O-21	L	7-17	at Washington	54,442
O-28	L	13-37	at Cincinnati	42,036
N-04	L	19-24	Cleveland	69,019
N-12	W	31-21	at Dallas	62,417
N-18	W	16-13	St. Louis	70,235
N-25	W	21-10	at Green Bay	50,023
D-02	W	44-7	Detroit	66,128
D-08	L	17-24	Dallas	71,434
D-16	W	26-20	at Houston	49,407
<b>NFC WILD CARD</b>				
D-23	W	27-17	Chicago	69,397
<b>NFC DIVISIONAL PLAYOFF</b>				
D-29	L	17-24	at Tampa Bay	71,402

1978				
<b>Record: 9-7 (2nd in NFC East)</b>				
<b>HC: Dick Vermeil</b>				

Date	W/L	Score	Opponent	Att.
S-03	L	14-16	LA Rams	64,721
S-10	L	30-35	at Washington	54,380
S-17	W	24-17	at New Orleans	49,242
S-24	W	17-3	Miami	62,998
O-01	W	17-14	at Baltimore	47,639
O-08	L	14-24	at New England	61,016
O-15	W	17-10	Washington	65,722
O-22	L	7-14	at Dallas	60,525
O-29	L	10-16	St. Louis	62,989
N-05	W	10-3	Green Bay	64,214
N-12	W	17-9	NY Jets	60,249
N-19	W	19-17	at NY Giants	70,318
N-26	W	14-10	at St. Louis	39,693
D-03	L	27-28	at Minnesota	38,722
D-10	L	13-31	Dallas	64,667
D-17	W	20-3	NY Giants	56,396
<b>NFC WILD CARD</b>				
D-24	L	13-14	at Atlanta	49,447

1977				
<b>Record: 5-9 (4th in NFC East)</b>				
<b>HC: Dick Vermeil</b>				

Date	W/L	Score	Opponent	Att.
S-18	W	13-3	Tampa Bay	61,549
S-25	L	0-20	at LA Rams	46,031
O-02	L	13-17	at Detroit	57,236
O-09	W	28-10	at NY Giants	48,824
O-16	L	17-21	St. Louis	60,535
O-23	L	10-16	Dallas	65,507
O-30	L	17-23	at Washington	55,031
N-06	W	28-7	New Orleans	53,482
N-13	L	14-17	Washington	60,702
N-20	L	16-21	at St. Louis	48,768
N-27	L	6-14	at New England	57,893
D-04	L	14-24	at Dallas	60,289
D-11	W	17-14	NY Giants	47,731
D-18	W	27-0	NY Jets	19,241

1976				
<b>Record: 4-10 (4th in NFC East)</b>				
<b>HC: Dick Vermeil</b>				

Date	W/L	Score	Opponent	Att.
S-12	L	7-27	at Dallas	55,530
S-19	W	20-7	NY Giants	60,643
S-27	L	17-20	Washington (OT)	60,131
O-03	W	14-13	at Atlanta	45,535
O-10	L	14-33	St. Louis	44,933
O-17	L	13-28	at Green Bay	55,398
O-24	L	12-31	Minnesota	56,233
O-31	W	10-0	at NY Giants	68,690
N-07	L	14-17	at St. Louis	60,760
N-14	L	3-24	at Cleveland	62,120
N-21	L	7-26	Oakland	62,133
N-28	L	0-24	at Washington	54,292
D-05	L	7-26	Dallas	55,072
D-12	W	27-10	Seattle	37,949

1975				
<b>Record: 4-10 (5th in NFC East)</b>				
<b>HC: Mike McCormack</b>				

Date	W/L	Score	Opponent	Att.
S-21	L	14-23	NY Giants	60,798
S-28	L	13-15	at Chicago	54,392
O-05	W	26-10	Washington	64,397
O-12	L	16-24	at Miami	60,127
O-19	L	20-31	at St. Louis	45,242
O-26	L	17-20	Dallas	64,889
N-03	L	3-42	LA Rams	64,601
N-09	L	23-24	St. Louis	60,277
N-16	W	13-10	at NY Giants	53,434
N-23	L	17-27	at Dallas	57,893
N-30	W	27-17	San Francisco	56,694
D-07	L	0-31	Cincinnati	56,984
D-14	L	10-25	at Denver	37,080
D-21	W	26-3	at Washington	49,385

1974				
<b>Record: 7-7 (4th in NFC East)</b>				
<b>HC: Mike McCormack</b>				

Date	W/L	Score	Opponent	Att.
S-15	L	3-7	at St. Louis	40,322
S-23	W	13-10	Dallas	64,088
S-29	W	30-10	Baltimore	64,205
O-06	W	13-7	at San Diego	36,124
O-13	W	35-7	NY Giants	64,801
O-20	L	24-31	at Dallas	43,586
O-27	L	10-14	at New Orleans	64,257
N-03	L	0-27	at Pittsburgh	47,996
N-10	L	20-27	Washington	65,947
N-17	L	3-13	St. Louis	61,982
N-24	L	7-26	at Washington	54,395
D-01	W	36-14	Green Bay	42,030
D-08	W	20-7	at NY Giants	46,889
D-15	W	28-17	Detroit	57,157











1937				
Record: 2-8-1 (5th in Eastern)				
HC: Bert Bell				

Date	W/L	Score	Opponent	Att.
S-05	L	14-27	at Pittsburgh	8,588
S-10	L	7-13	Brk. Dodgers	5,221
S-21	L	3-21	Cleveland Rams	3,107
S-28	T	6-6	Chi. Cardinals	3,912
O-03	L	7-16	NY Giants	4,878
O-10	W	14-0	at Washington	7,320
O-17	L	0-21	at NY Giants	20,089
O-24	L	7-10	Washington	6,580
O-31	L	7-16	at Pitt. Pirates	2,772
N-07	W	14-10	at Brk. Dodgers	8,373
N-14	L	7-37	at Green Bay	13,340

1936				
Record: 1-11 (5th in Eastern)				
HC: Bert Bell				

Date	W/L	Score	Opponent	Att.
S-13	W	10-7	NY Giants	20,000
S-20	L	3-26	Boston	20,000
S-27	L	0-17	Chicago Bears	25,000
O-04	L	0-18	at Brk. Dodgers	NA
O-11	L	0-23	Detroit	15,000
O-14	L	0-17	at Pittsburgh	10,042
O-18	L	7-17	at Boston	4,000
O-25	L	17-21	at NY Giants	15,000
N-05	L	0-6	Pittsburgh (Johnstown, PA)	NA
N-08	L	0-13	at Chi. Cardinals	1,500
N-22	L	7-28	Chicago Bears	NA
N-29	L	7-13	Brooklyn Dodgers	NA

1935				
Record: 2-9 (5th in Eastern)				
HC: Lud Wray				

Date	W/L	Score	Opponent	Att.
S-13	L	7-17	Pittsburgh	NA
S-20	L	0-35	at Detroit	12,000
O-09	W	17-6	at Pittsburgh	6,271
O-13	L	0-39	Chicago Bears	NA
O-27	L	6-17	at Brk. Dodgers	NA
N-03	W	7-6	at Boston	10,000
N-05	L	0-3	Brk. Dodgers	NA
N-10	L	3-12	at Chi. Cardinals	6,000
N-24	L	0-10	at NY Giants	NA
D-01	L	14-21	NY Giants	NA
D-08	L	6-13	Green Bay	4,000

1934				
Record: 4-7 (T-3rd in Eastern)				
HC: Lud Wray				

Date	W/L	Score	Opponent	Att.
S-16	L	6-19	at Green Bay	5,000
S-26	W	17-0	at Pittsburgh	NA
O-07	L	7-9	Pittsburgh	NA
O-14	L	0-10	Detroit	9,860
O-21	L	0-6	at Boston	10,344
O-28	L	0-17	at NY Giants	NA
N-06	W	64-0	Cincinnati Reds	NA
N-11	L	7-10	Brk. Dodgers	NA
N-18	L	7-14	Boston	8,500
N-25	W	13-0	at Brk. Dodgers	NA
D-03	W	6-0	NY Giants	12,471

1933				
Record: 3-5-1 (4th in Eastern)				
HC: Lud Wray				

Date	W/L	Score	Opponent	Att.
O-15	L	0-56	at NY Giants	NA
O-18	L	0-25	Portsmouth	1,750
O-29	L	9-35	at Green Bay	3,007
N-05	W	6-0	at Cin. Reds	NA
N-12	T	3-3	Chicago Bears	17,850
N-19	W	25-6	Pittsburgh	6,000
N-26	W	20-3	Cincinnati Reds	NA
D-03	L	0-10	Green Bay	9,500
D-10	L	14-20	NY Giants	18,000



**ARIZONA CARDINALS**

**Overall: 56-60-6 Home: 29-28-3 Away: 27-32-2 Playoffs: 1-2**

**at Lincoln Financial Field: 3-2 at State Farm Stadium: 0-4**

Date	Site	Result	Score	Date	Site	Result	Score	Date	Site	Result	Score
N-10-35	Chi	L	3-12	S-11-66	StL	L	13-16	O-15-89	Phx	W	17-5
N-08-36	Chi	L	0-13	O-02-66	Phila	L	10-41	D-24-89	Phila	W	31-14
S-28-37	Phila	T	6-6	O-22-67	StL	L	14-48	S-16-90	Phila	L	21-23
O-26-38	Erie, PA	W	7-0	N-03-68	Phila	L	17-45	D-29-90	Phx	W	23-21
O-26-41	Phila	W	21-14	N-23-69	StL	W	34-30	S-08-91	Phila	L	10-26
O-07-45	Phila	W	21-6	O-18-70	Phila	L	20-35	N-24-91	Phx	W	34-14
D-07-47	Phila	L	21-45	N-29-70	StL	L	14-23	S-13-92	Phx	W	31-14
<b>D-28-47</b>	<b>Chi (c)</b>	<b>L</b>	<b>21-28</b>	N-21-71	StL	W	37-20	O-25-92	Phila	W	7-3
S-24-48	Chi	L	14-21	D-12-71	Phila	W	19-7	S-05-93	Phila	W	23-17
<b>D-19-48</b>	<b>Phila (c)</b>	<b>W</b>	<b>7-0</b>	N-05-72	Phila	T	6-6	N-07-93	Phx	L	3-16
O-08-49	Phila	W	28-3	D-17-72	StL	L	23-24	N-06-94	Phila	W	17-7
S-24-50	Chi	W	45-7	S-16-73	Phila	L	23-34	N-20-94	Arz	L	6-12
N-19-50	Phila	L	10-14	O-14-73	StL	W	27-24	S-10-95	Arz	W	31-19
S-30-51	Chi	W	17-14	S-15-74	StL	L	3-7	D-17-95	Phila	W	21-20
N-16-52	Phila	W	10-7	N-17-74	Phila	L	3-13	N-24-96	Arz	L	30-36
N-30-52	Chi	L	22-28	O-19-75	StL	L	20-31	D-22-96	Phila	W	29-19
O-25-53	Chi	W	56-17	N-09-75	Phila	L	23-24	O-19-97	Phila	W	13-10 (OT)
N-21-53	Phila	W	38-0	O-10-76	StL	L	14-33	N-02-97	Arz	L	21-31
O-03-54	Chi	W	35-16	N-07-76	Phila	L	14-17	S-20-98	Arz	L	3-17
N-07-54	Phila	W	30-14	O-16-77	Phila	L	17-21	S-13-98	Phila	L	17-20 (OT)
O-23-55	Chi	T	24-24	N-20-77	StL	L	16-21	S-12-99	Phila	L	24-25
D-04-55	Phila	W	27-3	O-29-78	Phila	L	10-16	D-05-99	Arz	L	17-21
O-21-56	Phila	L	6-20	N-26-78	StL	W	14-10	O-15-00	Arz	W	33-14
N-04-56	Chi	L	17-28	O-14-79	StL	W	24-20	N-19-00	Phila	W	34-9
N-03-57	Chi	W	38-21	N-18-79	Phila	W	16-13	O-07-01	Phila	L	20-21
D-14-57	Phila	L	27-31	S-28-80	StL	L	14-24	N-04-01	Arz	W	21-7
N-02-58	Chi	T	21-21	D-14-80	Phila	W	17-3	N-17-02	Phila	W	38-14
N-16-58	Phila	W	49-21	N-08-81	StL	W	52-10	D-24-05	Arz	L	21-27
O-25-59	Minn	W	28-24	D-20-81	Phila	W	38-0	N-27-08	Phila	W	48-20
N-15-59	Phila	W	27-17	D-05-82	Phila	L	20-23	<b>J-18-09</b>	<b>Arz (c)</b>	<b>L</b>	<b>25-32</b>
O-09-60	Phila	W	31-27	S-25-83	Phila	L	11-14	N-13-11	Phila	L	17-21
D-04-60	StL	W	20-6	D-18-83	StL	L	7-31	S-23-12	Arz	L	6-27
O-01-61	Phila	L	27-30	O-28-84	Phila	L	14-34	D-01-13	Phila	W	24-21
O-15-61	StL	W	20-7	N-25-84	StL	L	16-17	O-26-14	Arz	L	20-24
S-16-62	Phila	L	21-27	O-13-85	Phila	W	30-7	D-20-15	Phila	L	17-40
D-16-62	StL	L	35-45	N-17-85	StL	W	24-14	O-08-17	Phila	W	34-7
S-22-63	Phila	L	24-28	N-02-86	StL	L	10-13	D-20-20	Arz	L	26-33
D-08-63	StL	L	14-38	D-07-86	Phila	T	10-10 (OT)				
N-22-64	Phila	L	13-38	N-01-87	StL	W	28-23				
D-13-64	StL	L	34-36	N-22-87	Phila	L	19-31				
S-19-65	Phila	W	34-27	N-27-88	Phila	W	31-21				
N-28-65	StL	W	28-24	D-10-88	Phx	W	23-17				

**Note:** Franchise in Chicago prior to 1960 and St. Louis from 1960-87; changed its name from Phoenix to Arizona in 1994  
 c - NFL Championship in 1947 and 1948, NFC Championship in 2009



**ATLANTA FALCONS**

**Overall: 21-15-1 Home: 12-6-1 Away: 9-9 Playoffs: 3-1**

**at Lincoln Financial Field: 7-1 at Mercedes-Benz Stadium: 1-1**

Date	Site	Result	Score	Date	Site	Result	Score	Date	Site	Result	Score
S-18-66	Phila	W	23-10	O-05-86	Atl	W	16-0	O-26-08	Phila	W	27-14
O-08-67	Atl	W	38-7	O-30-88	Phila	L	24-27	D-6-09	Atl	W	34-7
D-14-69	Phila	L	3-27	N-18-90	Atl	W	24-23	O-17-10	Phila	W	31-17
N-15-70	Phila	T	13-13	N-27-94	Atl	L	21-28	S-18-11	Atl	L	31-35
N-11-73	Phila	L	27-44	S-22-96	Atl	W	33-18	O-28-12	Phila	L	17-30
O-03-76	Atl	W	14-13	D-14-97	Atl	L	17-20	S-14-15	Atl	L	24-26
<b>D-24-78</b>	<b>Atl (w)</b>	<b>L</b>	<b>13-14</b>	S-13-98	Atl	L	12-17	N-13-16	Phila	W	24-15
S-10-79	Phila	L	10-14	O-01-00	Phila	W	38-10	<b>J-13-17</b>	<b>Phila (d)</b>	<b>W</b>	<b>15-10</b>
D-07-80	Phila	L	17-20	<b>J-11-03</b>	<b>Phila (d)</b>	<b>W</b>	<b>20-6</b>	S-06-18	Phila	W	18-12
O-05-81	Phila	W	16-13	N-02-03	Atl	W	23-16	S-15-19	Atl	L	20-24
O-02-83	Atl	W	28-24	<b>J-23-05</b>	<b>Phila (c)</b>	<b>W</b>	<b>27-10</b>	S-12-21	Atl	W	32-6
D-16-84	Atl	L	10-26	S-12-05	Atl	L	10-14				
N-10-85	Phila	W	23-17 (OT)	D-31-06	Phila	W	24-17				

**BALTIMORE RAVENS**

**Overall: 2-3-1 Home: 2-1 Away: 0-2-1 Playoffs: 0-0**

**at Lincoln Financial Field: 2-1 at M&T Bank Stadium: 0-2**

Date	Site	Result	Score	Date	Site	Result	Score	Date	Site	Result	Score
N-16-97	Bal	T	10-10 (OT)	N-23-08	Bal	L	7-36	D-18-16	Bal	L	26-27
O-31-04	Phila	W	15-10	S-16-12	Phila	W	24-23	O-18-20	Phila	L	28-30

**BUFFALO BILLS**

**Overall: 8-6 Home: 4-2 Away: 4-4 Playoffs: 0-0**

**at Lincoln Financial Field: 2-0 at New Era Field: 4-4**

Date	Site	Result	Score	Date	Site	Result	Score	Date	Site	Result	Score
O-07-73	Buf	L	26-27	D-12-93	Phila	L	7-10	D-13-15	Phila	W	23-20
S-17-81	Buf	W	20-14	N-10-96	Phila	L	17-24	O-27-19	Buf	W	31-13
O-07-84	Buf	W	27-17	S-26-99	Buf	L	0-26				
O-27-85	Phila	W	21-17	S-28-03	Buf	W	23-13				
D-27-87	Phila	W	17-7	D-30-07	Phila	W	17-9				
D-02-90	Buf	L	23-30	O-09-11	Buf	L	24-31				

**CAROLINA PANTHERS**

**Overall: 8-5 Home: 4-3 Away: 4-2 Playoffs: 0-1**

**at Lincoln Financial Field: 3-3 at Bank of America Stadium: 4-2**

Date	Site	Result	Score	Date	Site	Result	Score	Date	Site	Result	Score
O-27-96	Phila	W	20-9	D-04-06	Phila	W	27-24	O-12-17	Car	W	28-23
N-07-99	Car	L	7-33	S-13-09	Car	W	38-10	O-21-18	Phila	L	17-21
N-30-03	Car	W	25-16	N-26-12	Phila	L	22-30	O-10-21	Car	W	21-18
J-18-04	Phila (c)	L	3-14	N-10-14	Phila	W	45-21				
O-17-04	Phila	W	30-8	O-25-15	Car	L	16-27				





**CHICAGO BEARS**

**Overall: 16-30-1 Home: 9-13-1 Away: 7-17 Playoffs: 3-1**

**at Lincoln Financial Field: 3-2 at Soldier Field: 6-8**

Date	Site	Result	Score	Date	Site	Result	Score	Date	Site	Result	Score
N-12-33	Phila	T	3-3	O-20-68	Phila	L	16-29	<b>J-19-02</b>	<b>Chi (d)</b>	<b>W</b>	<b>33-19</b>
O-13-35	Phila	L	0-39	S-27-70*	Chi	L	16-20	N-03-02	Chi^	W	19-13
S-27-36	Phila	L	0-17	D-10-72	Phila	L	12-21	O-03-04	Chi	W	19-9
N-22-36	Phila	L	7-28	S-28-75	Chi	L	13-15	O-21-07	Phila	L	16-19
O-02-38	Phila	L	6-28	<b>D-23-79</b>	<b>Phila (f)</b>	<b>W</b>	<b>27-17</b>	S-28-08	Chi	L	20-24
N-19-39	Chi	L	14-27	O-26-80	Phila	W	17-14	N-22-09	Chi	W	24-20
N-30-41	Phila	L	14-49	O-23-83	Phila	L	6-7	N-28-10	Chi	L	26-31
O-25-42	Chi	L	14-45	N-13-83	Chi	L	14-17	N-07-11	Phila	L	24-30
O-17-43	Chi	L	21-48	S-14-86	Chi	L	10-13 (OT)	D-22-13	Phila	W	54-11
N-26-44	Phila	L	7-28	O-04-87	Phila	L	3-35	S-19-16	Chi	W	29-14
O-20-46	Chi	L	14-21	<b>D-31-88</b>	<b>Chi (d)</b>	<b>L</b>	<b>12-20</b>	N-26-17	Phila	W	31-3
O-12-47	Chi	L	7-40	O-02-89	Chi	L	13-27	<b>J-06-19</b>	<b>Chi (w)</b>	<b>W</b>	<b>16-15</b>
O-24-48	Phila	W	12-7	O-10-93	Phila	L	6-17	N-03-19	Phila	W	22-14
O-16-49	Chi	L	21-38	S-12-94	Phila	W	30-22				
D-11-55	Chi	L	10-17	D-24-95	Chi	L	14-20				
N-05-61	Phila	W	16-14	O-17-99	Chi	W	20-16				
O-27-63	Chi	L	7-16	O-22-00	Phila	W	13-9				

\* Game played in Evanston, IL ^ Game played in Champaign, IL

**CINCINNATI BENGALS**

**Overall: 3-9-2 Home: 3-5-1 Away: 0-4-1 Playoffs: 0-0**

**at Lincoln Financial Field: 0-2-1 at Paul Brown Stadium: 0-1-1**

Date	Site	Result	Score	Date	Site	Result	Score	Date	Site	Result	Score
S-19-71	Cin	L	14-37	D-24-94	Cin	L	30-33	D-04-16	Cin	L	14-32
D-07-75	Phila	L	0-31	N-30-97	Phila	W	44-42	S-27-20	Phila	T	23-23
O-28-79	Cin	L	13-37	D-24-00	Phila	W	16-7				
N-21-82	Phila	L	14-18	J-02-05	Phila	L	10-38				
S-11-88	Phila	L	24-28	N-16-08	Cin	T	13-13 (OT)				
N-17-91	Phila	W	17-10	D-13-12	Phila	L	13-34				

**CLEVELAND BROWNS**

**Overall: 17-32-1 Home: 10-13 Away: 7-19-1 Playoffs: 0-0**

**at Lincoln Financial Field: 2-0 at FirstEnergy Stadium: 3-1**

Date	Site	Result	Score	Date	Site	Result	Score	Date	Site	Result	Score
S-16-50	Phila	L	10-35	N-08-59	Cle	L	7-28	S-21-69	Phila	L	20-27
D-03-50	Cle	L	7-13	D-13-59	Phila	L	21-28	S-24-72	Phila	L	17-27
N-11-51	Cle	L	17-20	S-25-60	Phila	L	24-41	N-14-76	Cle	L	3-24
D-16-51	Phila	L	9-24	O-23-60	Cle	W	31-29	N-04-79	Phila	L	19-24
O-19-52	Phila	L	7-49	S-17-61	Phila	W	27-20	S-19-82	Cle	W	24-21
N-23-52	Cle	W	28-20	N-19-61	Cle	L	24-45	O-16-88	Cle	L	3-19
O-10-53	Cle	L	13-37	S-30-62	Phila	W	35-7	N-10-91	Cle	W	32-30
D-13-53	Phila	W	42-27	N-04-62	Cle	T	14-14	N-13-94	Phila	L	7-26
S-26-54	Phila	W	28-10	O-20-63	Cle	L	7-37	D-10-00	Cle	W	35-24
N-21-54	Cle	L	0-6	N-03-63	Phila	L	17-23	O-24-04	Cle	W	34-31 (OT)
O-09-55	Cle	L	17-21	S-27-64	Phila	L	20-28	D-15-08	Phila	W	30-10
N-13-55	Phila	W	33-17	N-29-64	Cle	L	24-38	S-09-12	Cle	W	17-16
N-18-56	Phila	L	0-16	O-03-65	Phila	L	17-35	S-11-16	Phila	W	29-10
D-02-56	Cle	L	14-17	N-07-65	Cle	L	34-38	N-22-20	Cle	L	17-22
O-13-57	Cle	L	7-24	N-13-66	Cle	L	7-27				
O-20-57	Phila	W	17-7	D-11-66	Phila	W	33-21				
N-23-58	Cle	L	14-28	D-17-67	Phila	W	28-24				
D-07-58	Phila	L	14-21	N-24-68	Cle	L	13-47				



**DALLAS COWBOYS**

**Overall: 54-72 Home: 30-31 Away: 24-41 Playoffs: 1-3**

**at Lincoln Financial Field: 8-11 at AT&T Stadium: 6-8**

Date	Site	Result	Score	Date	Site	Result	Score	Date	Site	Result	Score
S-30-60	Dal	W	27-25	D-26-82	Dal	W	24-20	D-07-03	Phila	W	36-10
O-22-61	Dal	W	43-7	O-16-83	Dal	L	7-37	N-15-04	Dal	W	49-21
N-26-61	Phila	W	35-13	N-06-83	Phila	L	20-27	D-19-04	Phila	W	12-7
O-14-62	Dal	L	19-41	S-16-84	Dal	L	17-23	O-09-05	Dal	L	10-33
N-25-62	Phila	W	28-14	D-02-84	Phila	L	10-26	N-14-05	Phila	L	20-21
O-06-63	Phila	W	24-21	O-20-85	Phila	W	16-14	O-08-06	Phila	W	38-24
N-17-63	Dal	L	20-27	N-24-85	Dal	L	17-34	D-25-06	Dal	W	23-7
N-15-64	Dal	W	17-14	O-19-86	Phila	L	14-17	N-04-07	Phila	L	17-38
D-06-64	Phila	W	24-14	D-14-86	Dal	W	23-21	D-16-07	Dal	W	10-6
O-10-65	Dal	W	35-24	O-11-87	Dal	L	22-41	S-15-08	Dal	L	37-41
D-05-65	Phila	L	19-21	O-25-87	Phila	W	37-20	D-28-08	Phila	W	44-6
O-09-66	Dal	L	7-56	O-23-88	Phila	W	24-23	N-08-09	Phila	L	16-20
D-06-66	Phila	W	24-23	D-18-88	Dal	W	23-7	J-03-10	Dal	L	0-24
O-29-67	Phila	W	21-14	N-23-89	Dal	W	27-0	<b>J-09-10</b>	<b>Dal (w)</b>	<b>L</b>	<b>14-34</b>
D-10-67	Dal	L	17-38	D-10-89	Phila	W	20-10	D-12-10	Dal	W	30-27
S-29-68	Phila	L	13-45	O-28-90	Dal	W	21-20	J-02-11	Phila	L	13-14
O-13-68	Dal	L	14-34	D-23-90	Phila	W	17-3	O-30-11	Phila	W	34-7
O-05-69	Phila	L	7-38	S-15-91	Dal	W	24-0	D-24-11	Dal	W	20-7
O-19-69	Dal	L	14-49	D-15-91	Phila	L	13-25	N-11-12	Phila	L	23-38
S-20-70	Phila	L	7-17	O-05-92	Phila	W	31-7	D-02-12	Dal	L	33-38
N-01-70	Dal	L	17-21	N-01-92	Dal	L	10-20	O-20-13	Phila	L	3-17
S-26-71	Phila	L	7-42	<b>J-10-93</b>	<b>Dal (d)</b>	<b>L</b>	<b>10-34</b>	D-29-13	Dal	W	24-22
N-14-71	Dal	L	7-20	O-31-93	Phila	L	10-23	N-27-14	Dal	W	33-10
S-17-72	Dal	L	6-28	D-06-93	Dal	L	17-23	D-14-14	Phila	L	27-38
N-19-72	Phila	L	7-28	O-16-94	Dal	L	13-24	S-20-15	Phila	L	10-20
O-28-73	Phila	W	30-16	D-04-94	Phila	L	19-31	N-08-15	Dal	W	33-27 (OT)
N-18-73	Dal	L	10-31	N-06-95	Dal	L	12-34	O-30-16	Dal	L	23-29 (OT)
S-23-74	Phila	W	13-10	D-10-95	Phila	W	20-17	J-01-17	Phila	W	27-13
O-20-74	Dal	L	24-31	<b>J-07-96</b>	<b>Dal (d)</b>	<b>L</b>	<b>11-30</b>	N-19-17	Dal	W	37-9
O-26-75	Phila	L	17-20	S-30-96	Phila	L	19-23	D-31-17	Phila	L	0-6
N-23-75	Dal	L	17-27	N-03-96	Dal	W	31-21	N-11-18	Phila	L	20-27
S-12-76	Dal	L	7-27	S-15-97	Dal	L	20-21	D-09-18	Dal	L	23-29 (OT)
D-05-76	Phila	L	7-26	O-26-97	Phila	W	13-12	O-20-19	Dal	L	10-37
O-23-77	Phila	L	10-16	N-02-98	Phila	L	0-34	D-22-19	Phila	W	17-9
D-04-77	Dal	L	14-24	D-20-98	Dal	L	9-13	N-01-20	Phila	W	23-9
O-22-78	Dal	L	7-14	O-10-99	Phila	W	13-10	D-27-20	Dal	L	17-37
D-10-78	Phila	L	13-31	D-12-99	Dal	L	10-20	S-27-21	Dal	L	21-41
N-12-79	Dal	W	31-21	S-03-00	Dal	W	41-14	J-08-22	Phila	L	26-51
D-08-79	Phila	L	17-24	N-05-00	Phila	W	16-13 (OT)				
O-19-80	Phila	W	17-10	S-30-01	Phila	W	40-18				
D-21-80	Dal	L	27-35	N-18-01	Dal	W	36-3				
<b>J-11-81</b>	<b>Phila (c)</b>	<b>W</b>	<b>20-7</b>	S-22-02	Phila	W	44-13				
N-01-81	Phila	L	14-17	D-21-02	Dal	W	27-3				
D-13-81	Dal	L	10-21	O-12-03	Dal	L	21-23				



**DENVER BRONCOS**

**Overall: 9-5 Home: 6-1 Away: 3-4 Playoffs: 0-0**

**at Lincoln Financial Field: 2-0 at Empower Field at Mile High: 1-2**

Date	Site	Result	Score	Date	Site	Result	Score	Date	Site	Result	Score
O-31-71	Phila	W	17-16	S-20-92	Phila	W	30-0	N-05-17	Phila	W	51-23
D-14-75	Den	L	10-25	N-12-95	Phila	W	31-13	N-14-21	Den	W	30-13
S-07-80	Phila	W	27-6	O-04-98	Den	L	16-41				
S-18-83	Den	W	13-10	O-30-05	Den	L	21-49				
S-21-86	Phila	L	7-33	D-27-09	Phila	W	30-27				
O-29-89	Den	W	28-24	S-29-13	Den	L	20-52				

**DETROIT LIONS**

**Overall: 18-16-2 Home: 10-10 Away: 8-6-2 Playoffs: 1-0**

**at Lincoln Financial Field: 2-2 at Ford Field: 3-2**

Date	Site	Result	Score	Date	Site	Result	Score	Date	Site	Result	Score
O-18-33	Phila	L	0-25	N-10-57	Phila	L	16-27	N-08-98	Phila	W	10-9
O-14-34	Phila	L	0-10	O-16-60	Phila	W	28-10	S-26-04	Det	W	30-13
S-20-35	Det	L	0-35	D-17-61	Det	W	27-24	S-23-07	Phila	W	56-21
O-11-36	Phila	L	0-23	D-19-65	Phila	L	28-35	S-19-10	Det	W	35-32
D-04-38	Det	W	21-7	N-28-68	Det	W	12-0	O-14-12	Phila	L	23-26 (OT)
N-17-40	Phila	L	0-21	D-05-71	Det	W	23-20	D-08-13	Phila	W	34-20
N-16-41	Det	L	17-21	D-15-74	Phila	W	28-17	N-26-15	Det	L	14-45
N-21-43	Pit	W	35-34	O-02-77	Det	L	13-17	O-09-16	Det	L	23-24
O-14-45	Det	L	24-28	D-02-79	Phila	W	44-7	S-22-19	Phila	L	24-27
D-12-48	Phila	W	45-21	N-04-84	Det	T	23-23 (OT)	O-31-21	Det	W	44-6
O-03-49	Det	W	22-14	N-16-86	Phila	L	11-13				
N-18-51	Phila	L	10-28	<b>D-30-95</b>	<b>Phila (w)</b>	<b>W</b>	<b>58-37</b>				
D-05-54	Det	T	13-13	S-15-96	Phila	W	24-17				

**GREEN BAY PACKERS**

**Overall: 17-29 Home: 11-11 Away: 6-18 Playoffs: 2-1**

**at Lincoln Financial Field: 4-3 at Lambeau Field: 6-10**

Date	Site	Result	Score	Date	Site	Result	Score	Date	Site	Result	Score
O-29-33	GB	L	9-35	N-11-62	Phila	L	0-49	S-17-00	GB	L	3-6
D-03-33	Phila	L	0-10	S-15-68	GB	L	13-30	N-10-03	GB	W	17-14
S-16-34	GB	L	6-19	O-25-70	Mil	L	17-30	<b>J-11-04</b>	<b>Phila (d)</b>	<b>W</b>	<b>20-17 (OT)</b>
D-08-35	Phila	L	6-13	D-01-74	Phila	W	36-14	D-05-04	Phila	W	47-17
N-14-37	Mil	L	7-37	O-17-76	GB	L	13-28	N-27-05	Phila	W	19-14
N-12-39	Phila	L	16-23	N-05-78	Phila	W	10-3	O-02-06	Phila	W	31-9
S-15-40	GB	L	20-27	N-25-79	GB	W	21-10	S-09-07	GB	L	13-16
N-29-42	Phila	L	0-7	O-18-87	GB	L	10-16 (OT)	S-12-10	Phila	L	20-27
D-05-43	Phila	L	28-38	D-16-90	Phila	W	31-0	<b>J-09-11</b>	<b>Phila (w)</b>	<b>L</b>	<b>16-21</b>
O-13-46	Phila	L	7-19	S-01-91	GB	W	20-3	N-10-13	GB	W	27-13
D-14-47	Phila	W	28-14	N-15-92	Mil	L	24-27	N-16-14	GB	L	20-53
O-14-51	GB	L	24-37	S-12-93	GB	W	20-17	N-28-16	Phila	L	13-27
N-02-52	Mil	L	10-12	S-18-94	Phila	W	13-7	S-26-19	GB	W	34-27
O-30-54	Phila	L	14-37	S-09-96	GB	L	13-39	D-06-20	GB	L	16-30
O-26-58	GB	L	35-38	S-07-97	Phila	W	10-9				
<b>D-26-60</b>	<b>Phila (c)</b>	<b>W</b>	<b>17-13</b>	N-29-98	GB	L	16-24				

**HOUSTON TEXANS**

**Overall: 5-0 Home: 3-0 Away: 2-0 Playoffs: 0-0**

**at Lincoln Financial Field: 2-0 at NRG Stadium: 2-0**

Date	Site	Result	Score	Date	Site	Result	Score	Date	Site	Result	Score
S-29-02	Phila	W	35-17	D-02-10	Phila	W	34-24	D-23-18	Phila	W	32-30
S-10-06	Hou	W	24-10	N-02-14	Hou	W	31-21				



**INDIANAPOLIS COLTS**

**Overall: 10-10 Home: 6-5 Away: 4-5 Playoffs: 0-0**

**at Lincoln Financial Field: 2-0 at Lucas Oil Stadium: 1-0**

Date	Site	Result	Score	Date	Site	Result	Score	Date	Site	Result	Score
O-15-50	Bal	W	24-14	N-15-81	Phila	W	38-13	N-26-06	Ind	L	21-45
N-15-53	Phila	W	45-14	O-30-83	Phila	L	21-22	N-07-10	Phila	W	26-24
N-21-65	Bal	L	24-34	O-14-84	Phila	W	16-7	S-15-14	Ind	W	30-27
S-24-67	Phila	L	6-38	S-30-90	Phila	L	23-24	S-23-18	Phila	W	20-16
O-13-69	Bal	L	20-24	D-13-93	Ind	W	20-10				
D-06-70	Bal	L	10-29	D-05-96	Ind	L	10-37				
S-29-74	Phila	W	30-10	N-21-99	Phila	L	17-44				
O-01-78	Bal	W	17-14	N-10-02	Phila	L	13-35				

*Note: Franchise in Baltimore prior to 1984*

**JACKSONVILLE JAGUARS**

**Overall: 3-3 Home: 1-1 Away: 2-2 Playoffs: 0-0**

**at Lincoln Financial Field: 1-1 at TIAA Bank Field: 1-2**

Date	Site	Result	Score	Date	Site	Result	Score	Date	Site	Result	Score
O-12-97	Jax	L	21-38	O-29-06	Phila	L	6-13	S-07-14	Phila	W	34-17
O-06-02	Jax	L	25-28	S-26-10	Jax	W	28-3	O-28-18	Jax	W	24-18

**KANSAS CITY CHIEFS**

**Overall: 4-5 Home: 1-3 Away: 3-2 Playoffs: 0-0**

**at Lincoln Financial Field: 1-2 at Arrowhead Stadium: 3-2**

Date	Site	Result	Score	Date	Site	Result	Score	Date	Site	Result	Score
O-22-72	KC	W	21-20	O-02-05	KC	W	37-31	O-03-21	Phila	L	32-40
O-11-92	KC	L	17-24	S-27-09	Phila	W	34-14				
S-27-98	Phila	L	21-24	S-19-13	Phila	L	16-26				
N-29-01	KC	W	23-10	S-17-17	KC	L	20-27				

**LAS VEGAS RAIDERS**

**Overall: 7-7 Home: 5-2 Away: 2-5 Playoffs: 0-1**

**at Lincoln Financial Field: 2-0 at Allegiant Stadium: 0-1**

Date	Site	Result	Score	Date	Site	Result	Score	Date	Site	Result	Score
O-17-71	Oak	L	10-34	N-08-92	Phila	W	31-10	D-25-17	Phila	W	19-10
N-21-76	Phila	L	7-26	S-24-95	Oak	L	17-48	O-24-21	LV	L	22-33
N-23-80	Phila	W	10-7	O-28-01	Phila	L	10-20				
<b>J-25-81</b>	<b>NO (s)</b>	<b>L</b>	<b>10-27</b>	S-25-05	Phila	W	23-20				
N-30-86	LA	W	33-27 (OT)	O-18-09	Oak	L	9-13				
O-22-89	Phila	W	10-7	N-03-13	Oak	W	49-20				

*Note: Franchise in Oakland from 1996-2019, Los Angeles from 1982-95 and Oakland prior to 1982*



**LOS ANGELES CHARGERS**

**Overall: 5-8 Home: 3-3 Away: 2-5 Playoffs: 0-0**

**at Lincoln Financial Field: 1-2 at SoFi Stadium: 0-0**

Date	Site	Result	Score	Date	Site	Result	Score	Date	Site	Result	Score
O-06-74	SD	W	13-7	S-17-95	Phila	L	21-27	S-15-13	Phila	L	30-33
N-30-80	SD	L	21-22	O-18-98	SD	L	10-13	O-01-17	LA	W	26-24
D-15-85	SD	L	14-20	D-09-01	Phila	W	24-14	N-07-21	Phila	L	24-27
O-26-86	Phila	W	23-7	O-23-05	Phila	W	20-17				
N-05-89	SD	L	17-20	N-15-09	SD	L	23-31				

*Note: Franchise in San Diego from 1961-2016, Los Angeles in 1960*

**LOS ANGELES RAMS**

**Overall: 22-20-1 Home: 15-9 Away: 7-11-1 Playoffs: 1-2**

**at Lincoln Financial Field: 2-1 at SoFi Stadium: 0-0**

Date	Site	Result	Score	Date	Site	Result	Score	Date	Site	Result	Score
S-21-37	Phila	L	3-21	N-22-59	Phila	W	23-20	D-03-98	Phila	W	17-14
D-03-39	(Col.)	L	13-35	N-08-64	LA	L	10-20	J-02-00	Phila	W	38-31
S-22-40	Clev	L	13-21	N-12-67	LA	L	17-33	S-09-01	Phila	L	17-20 (OT)
S-20-42	Akron	L	14-24	N-16-69	Phila	L	17-23	<b>J-27-02</b>	<b>StL (c)</b>	<b>L</b>	<b>24-29</b>
D-10-44	Phila	W	26-13	O-15-72	Phila	L	3-34	D-01-02	Phila	W	10-3
O-28-45	Phila	W	28-14	N-03-75	Phila	L	3-42	D-27-04	StL	L	7-20
S-29-46	LA	W	25-14	S-25-77	LA	L	0-20	D-18-05	StL	W	17-16
O-26-47	Phila	W	14-7	S-03-78	Phila	L	14-16	S-07-08	Phila	W	38-3
O-03-48	LA	T	28-28	D-04-83	Phila	W	13-9	S-11-11	StL	W	31-13
N-06-49	Phila	W	38-14	S-15-85	Phila	L	6-17	O-05-14	Phila	W	34-28
<b>D-18-49</b>	<b>LA (c)</b>	<b>W</b>	<b>14-0</b>	S-28-86	Phila	W	34-20	D-10-17	LA	W	43-35
O-07-50	Phila	W	56-20	N-06-88	Phila	W	30-24	D-16-18	LA	W	30-23
N-27-55	Phila	L	21-23	<b>D-31-89</b>	<b>Phila (w)</b>	<b>L</b>	<b>7-21</b>	S-20-20	Phila	L	19-37
S-30-56	LA	L	7-27	S-23-90	LA	W	27-21				
S-29-57	LA	L	13-17	O-29-95	Phila	W	20-9				

*Note: Franchise in Cleveland prior to 1946, Los Angeles from 1946-94 and St. Louis from 1995-2015*

*c - NFL Championship in 1949, NFC Championship in 2002*

**MIAMI DOLPHINS**

**Overall: 6-9 Home: 4-3 Away: 2-6 Playoffs: 0-0**

**at Lincoln Financial Field: 1-1 at Hard Rock Stadium: 2-3**

Date	Site	Result	Score	Date	Site	Result	Score	Date	Site	Result	Score
N-08-70	Phila	W	24-17	D-09-90	Mia	L	20-23 (OT)	D-11-11	Mia	W	26-10
O-12-75	Mia	L	16-24	N-14-93	Phila	L	14-19	N-15-15	Phila	L	19-20
S-24-78	Phila	W	17-3	O-20-96	Phila	W	35-28	D-01-19	Mia	L	31-37
N-30-81	Mia	L	10-13	O-24-99	Mia	L	13-16				
N-11-84	Mia	L	23-24	D-15-03	Mia	W	34-27				
D-13-87	Phila	L	10-28	N-18-07	Phila	W	17-7				



**MINNESOTA VIKINGS**  
**Overall: 14-15 Home: 10-7 Away: 4-8 Playoffs: 4-0**  
**at Lincoln Financial Field: 4-2 at U.S. Bank Stadium: 0-1**

Date	Site	Result	Score	Date	Site	Result	Score	Date	Site	Result	Score
O-28-62	Min	L	21-31	D-01-85	Phila	L	23-28	<b>J-04-09</b>	<b>Min (w)</b>	<b>W</b>	<b>26-14</b>
D-16-63	Phila	L	13-34	D-22-85	Min	W	37-35	D-28-10	Phila	L	14-24
D-15-68	Phila	L	17-24	S-25-88	Min	L	21-23	D-15-13	Min	L	30-48
O-10-71	Phila	L	0-13	N-19-89	Phila	W	10-9	O-23-16	Phila	W	21-10
O-21-73	Min	L	21-28	O-15-90	Phila	W	32-24	<b>J-21-18</b>	<b>Phila (c)</b>	<b>W</b>	<b>38-7</b>
O-24-76	Phila	L	12-31	D-06-92	Phila	W	28-17	O-07-18	Phila	L	21-23
D-03-78	Min	L	27-28	S-28-97	Min	L	19-28	O-13-19	Min	L	20-38
S-14-80	Min	W	42-7	N-11-01	Phila	W	48-17				
<b>J-03-81</b>	<b>Phila (d)</b>	<b>W</b>	<b>31-16</b>	S-20-04	Phila	W	27-16				
O-18-81	Min	L	23-35	<b>J-16-05</b>	<b>Phila (d)</b>	<b>W</b>	<b>27-14</b>				
S-09-84	Phila	W	19-17	O-28-07	Min	W	23-16				

**NEW ENGLAND PATRIOTS**  
**Overall: 8-7 Home: 5-3 Away: 3-4 Playoffs: 1-1**  
**at Lincoln Financial Field: 0-3 at Gillette Stadium: 1-1**

Date	Site	Result	Score	Date	Site	Result	Score	Date	Site	Result	Score
N-04-73	Phila	W	24-23	N-04-90	Phila	W	48-20	D-06-15	NE	W	35-28
N-27-77	NE	L	6-14	D-19-99	Phila	W	24-9	<b>F-04-18</b>	<b>Min (s)</b>	<b>W</b>	<b>41-33</b>
O-08-78	NE	L	14-24	S-14-03	Phila	L	10-31	N-17-19	Phila	L	10-17
S-13-81	Phila	W	13-3	<b>F-06-05</b>	<b>Jax (s)</b>	<b>L</b>	<b>21-24</b>				
D-09-84	Phila	W	27-17	N-25-07	NE	L	28-31				
N-29-87	NE	W	34-31 (OT)	N-27-11	Phila	L	20-38				

**NEW ORLEANS SAINTS**  
**Overall: 19-15 Home: 11-4 Away: 8-11 Playoffs: 1-3**  
**at Lincoln Financial Field: 4-2 at Mercedes-Benz Superdome: 8-7**

Date	Site	Result	Score	Date	Site	Result	Score	Date	Site	Result	Score
N-05-67	NO	L	24-31	D-11-83	Phila	L	17-20 (OT)	<b>J-13-07</b>	<b>NO (d)</b>	<b>L</b>	<b>24-27</b>
N-19-67	Phila	W	48-21	O-06-85	NO	L	21-23	D-23-07	NO	W	38-23
D-08-68	Phila	W	29-17	S-20-87	Phila	W	27-17	S-20-09	Phila	L	22-48
O-26-69	Phila	W	13-10	D-18-89	NO	L	20-30	N-05-12	NO	L	13-28
N-30-69	NO	L	17-26	O-13-91	Phila	L	6-13	<b>J-04-14</b>	<b>Phila (w)</b>	<b>L</b>	<b>24-26</b>
O-29-72	NO	L	3-21	S-06-92	Phila	W	15-13	O-11-15	Phila	W	39-17
O-27-74	NO	L	10-14	<b>J-03-93</b>	<b>NO (w)</b>	<b>W</b>	<b>36-20</b>	N-18-18	NO	L	48-7
N-06-77	Phila	W	28-7	D-26-93	Phila	W	37-26	<b>J-13-19</b>	<b>NO (d)</b>	<b>L</b>	<b>14-20</b>
S-17-78	NO	W	24-17	O-01-95	NO	W	15-10	D-13-20	Phila	W	24-21
S-16-79	NO	W	26-14	S-24-00	NO	W	21-7	N-21-21	Phila	W	40-29
N-09-80	NO	W	34-21	N-23-03	Phila	W	33-20				
O-11-81	NO	W	31-14	O-16-06	NO	L	24-27				



## NEW YORK GIANTS

Overall: 90-88-2 Home: 50-38-1 Away: 40-50-1 Playoffs: 2-2

at Lincoln Financial Field: 14-6 at MetLife Stadium: 8-4

Date	Site	Result	Score	Date	Site	Result	Score	Date	Site	Result	Score
O-15-33	NY	L	0-56	S-13-64	Phila	W	38-7	N-19-95	Phila	W	28-19
D-10-33	Phila	L	14-20	O-18-64	NY	W	23-17	O-13-96	NY	W	19-10
O-28-34	NY	L	0-17	S-26-65	Phila	L	14-16	D-01-96	Phila	W	24-0
D-03-34	Phila	W	6-0	O-17-65	NY	L	27-35	A-31-97	NY	L	17-31
N-24-35	NY	L	0-10	S-25-66	Phila	W	35-17	D-07-97	Phila	L	21-31
D-01-35	Phila	L	14-21	O-23-66	NY	W	31-3	N-22-98	NY	L	0-20
S-13-36	Phila	W	10-7	N-26-67	NY	L	7-44	D-27-98	Phila	L	10-21
O-25-36	NY	L	17-21	S-22-68	Phila	L	25-34	O-03-99	NY	L	15-16
O-03-37	Phila	L	7-16	N-17-68	NY	L	6-7	O-31-99	Phila	L	17-23 (OT)
O-17-37	NY	L	0-21	N-02-69	NY	W	23-20	S-10-00	Phila	L	18-33
S-25-38	Phila	W	14-10	O-11-70	NY	L	23-30	O-29-00	NY	L	7-24
O-16-38	NY	L	7-17	N-23-70	Phila	W	23-20	<b>J-07-01</b>	<b>d</b> <b>NY</b>	<b>L</b>	<b>10-20</b>
S-24-39	Phila	L	3-13	O-24-71	Phila	W	23-7	O-22-01	NY	W	10-9
O-15-39	NY	L	10-27	D-19-71	NY	W	41-28	D-30-01	Phila	W	24-21
S-28-40	Phila	L	14-20	O-02-72	Phila	L	12-27	O-28-02	Phila	W	17-3
O-13-40	NY	L	7-17	N-26-72	NY	L	10-62	D-28-02	NY	L	7-10 (OT)
S-13-41	Phila	L	0-24	S-23-73	NY	T	23-23	O-19-03	NY	W	14-10
O-12-41	NY	L	0-16	N-25-73	Phila	W	20-16	N-16-03	Phila	W	28-10
O-11-42	NY	L	17-35	O-13-74	Phila	W	35-7	S-12-04	Phila	W	31-17
N-08-42	Phila	L	0-14	D-08-74	New Haven	W	20-7	N-28-04	NY	W	27-6
O-09-43	Phila	W	28-14	S-21-75	Phila	L	14-23	N-20-05	NY	L	17-27
O-24-43	NY	L	14-42	N-16-75	NY	W	13-10	D-11-05	Phila	L	23-26 (OT)
O-29-44	NY	W	24-17	S-19-76	Phila	W	20-7	S-17-06	Phila	L	23-30 (OT)
N-12-44	Phila	T	21-21	O-31-76	NY	W	10-0	D-17-06	NY	W	36-22
N-11-45	Phila	W	38-17	O-09-77	NY	W	28-10	<b>J-07-07</b>	<b>w</b> <b>Phila</b>	<b>W</b>	<b>23-20</b>
D-02-45	NY	L	21-28	D-11-77	Phila	W	17-14	S-30-07	NY	L	3-16
N-03-46	Phila	W	24-14	N-19-78	NY	W	19-17	D-09-07	Phila	L	13-16
N-10-46	NY	L	17-45	D-17-78	Phila	W	20-3	N-09-08	Phila	L	31-36
O-05-47	Phila	W	23-0	S-02-79	Phila	W	23-17	D-07-08	NY	W	20-14
N-09-47	NY	W	41-24	S-23-79	NY	W	17-13	<b>J-11-09</b>	<b>d</b> <b>NY</b>	<b>W</b>	<b>23-11</b>
O-10-48	Phila	W	45-0	S-22-80	Phila	W	35-3	N-1-09	Phila	W	40-17
N-07-48	NY	W	35-14	O-12-80	NY	W	31-16	D-13-09	NY	W	45-38
D-04-49	NY	W	24-3	S-06-81	NY	W	24-10	N-21-10	Phila	W	27-17
D-11-49	Phila	W	17-3	N-22-81	Phila	L	10-20	D-19-10	NY	W	38-31
N-26-50	NY	L	3-7	<b>D-27-81</b>	<b>w</b> <b>Phila</b>	<b>L</b>	<b>21-27</b>	S-25-11	Phila	L	16-29
D-10-50	Phila	L	7-9	D-11-82	NY	L	7-23	N-20-11	NY	W	17-10
O-21-51	NY	L	24-26	J-22-83	Phila	L	24-26	S-30-12	Phila	W	19-17
D-09-51	Phila	L	7-23	O-09-83	NY	W	17-13	D-30-12	NY	L	7-42
O-04-52	Phila	L	7-31	N-20-83	Phila	L	0-23	O-06-13	NY	W	36-21
O-26-52	NY	W	14-10	S-02-84	NY	L	27-28	O-27-13	Phila	L	7-15
N-08-53	Phila	W	30-7	O-21-84	Phila	W	24-10	O-12-14	Phila	W	27-0
N-29-53	NY	L	28-37	S-08-85	NY	L	0-21	D-28-14	NY	W	34-26
N-14-54	NY	L	14-27	S-29-85	Phila	L	10-16 (OT)	O-19-15	Phila	W	27-7
D-12-54	Phila	W	29-14	O-12-86	NY	L	3-35	J-03-16	NY	W	35-30
S-24-55	Phila	W	27-17	N-09-86	Phila	L	14-17	N-06-16	NY	L	23-28
N-20-55	NY	L	7-31	N-15-87	Phila	L	17-20	D-22-16	Phila	W	24-19
O-28-56	NY	L	3-20	D-06-87	NY	L	20-23 (OT)	S-24-17	Phila	W	27-24
D-15-56	Phila	L	7-21	O-10-88	Phila	W	24-13	D-17-17	NY	W	34-29
O-05-57	Phila	L	20-24	N-20-88	NY	W	23-17 (OT)	O-11-18	NY	W	34-13
N-17-57	NY	L	0-13	O-08-89	Phila	W	21-19	N-25-18	Phila	W	25-22
O-05-58	Phila	W	27-24	D-03-89	NY	W	24-17	D-09-19	Phila	W	23-17 (OT)
N-30-58	NY	L	10-24	S-09-90	NY	L	20-27	D-29-19	NY	W	34-17
O-04-59	Phila	W	49-21	N-25-90	Phila	W	31-13	O-22-20	Phila	W	22-21
O-18-59	NY	L	7-24	N-04-91	Phila	W	30-7	N-15-20	NY	L	17-27
N-20-60	NY	W	17-10	D-08-91	NY	W	19-14	N-28-21	NY	L	7-13
N-27-60	Phila	W	31-23	N-22-92	NY	W	47-34	D-26-21	Phila	W	34-10
N-12-61	NY	L	21-38	D-27-92	Phila	W	20-10				
D-10-61	Phila	L	24-28	O-17-93	NY	L	10-21				
S-23-62	Phila	L	13-29	N-21-93	Phila	L	3-7				
N-18-62	NY	L	14-19	S-04-94	NY	L	23-28				
S-29-63	Phila	L	14-37	D-18-94	Phila	L	13-16				
N-10-63	NY	L	14-42	O-15-95	NY	W	17-14				



**NEW YORK JETS**

**Overall: 12-0 Home: 6-0 Away: 6-0 Playoffs: 0-0**

**at Lincoln Financial Field: 3-0 at MetLife Stadium: 2-0**

Date	Site	Result	Score	Date	Site	Result	Score	Date	Site	Result	Score
D-09-73	Phila	W	24-23	D-14-96	NY	W	21-20	O-06-19	Phila	W	31-6
D-18-77	Phila	W	27-0	O-26-03	Phila	W	24-17	D-05-21	NY	W	33-18
N-12-78	Phila	W	17-9	O-14-07	NY	W	16-9				
D-20-87	NY	W	38-27	D-18-11	Phila	W	45-19				
O-03-93	NY	W	35-30	S-27-15	NY	W	24-17				

**PITTSBURGH STEELERS**

**Overall: 48-29-3 Home: 26-8-2 Away: 22-21-1 Playoffs: 1-0**

**at Lincoln Financial Field: 2-0 at Acrisure Stadium: 0-3**

Date	Site	Result	Score	Date	Site	Result	Score	Date	Site	Result	Score
N-19-33	Phila	W	25-6	O-30-49	Pit	W	38-7	S-15-63	Phila	T	21-21
S-26-34	Pit	W	17-0	N-27-49	Phila	W	34-17	D-01-63	Pit	T	20-20
O-07-34	Phila	L	7-9	O-22-50	Pit	W	17-10	O-04-64	Phila	W	21-7
S-13-35	Phila	L	7-17	N-05-50	Phila	L	7-9	O-25-64	Pit	W	34-10
O-09-35	Pit	W	17-6	N-04-51	Pit	W	34-13	O-24-65	Phila	L	14-20
O-14-36	Pit	L	0-17	N-25-51	Phila	L	13-17	D-12-65	Pit	W	47-13
N-05-36	Johnstown	L	0-6	S-28-52	Pit	W	31-25	O-16-66	Pit	W	31-14
S-05-37	Pit	L	14-27	O-12-52	Phila	W	26-21	D-04-66	Phila	W	27-23
O-31-37	Pit	L	7-16	O-17-53	Phila	W	23-17	O-01-67	Phila	W	34-24
S-16-38	Buffalo	W	27-7	N-01-53	Pit	W	35-7	O-27-68	Pit	L	3-6
N-20-38	WV	W	14-7	O-09-54	Phila	W	24-22	S-28-69	Phila	W	41-27
N-23-39	Phila	W	17-14	O-23-54	Pit	L	7-17	D-20-70	Phila	W	30-20
N-26-39	Pit	L	12-24	O-15-55	Pit	L	7-13	N-03-74	Pit	L	0-27
N-10-40	Pit	L	3-7	O-30-55	Phila	W	24-0	S-30-79	Phila	W	17-14
N-28-40	Phila	W	7-0	O-14-56	Pit	W	35-21	N-13-88	Pit	W	27-26
S-21-41	Pit	W	10-7	N-11-56	Phila	W	14-7	S-22-91	Phila	W	23-14
N-09-41	Phila	T	7-7	O-27-57	Pit	L	0-6	D-11-94	Pit	L	3-14
S-13-42	Pit	W	24-14	D-01-57	Phila	W	7-6	N-23-97	Phila	W	23-20
O-18-42	Phila	L	0-14	O-12-58	Pit	L	3-24	N-12-00	Pit	W	26-23 (OT)
N-04-45	Pit	W	45-3	N-09-58	Phila	L	24-31	N-07-04	Pit	L	3-27
N-18-45	Phila	W	30-6	O-11-59	Phila	W	28-24	S-21-08	Phila	W	15-6
N-17-46	Pit	L	7-10	N-29-59	Pit	L	0-31	O-07-12	Pit	L	14-16
D-01-46	Phila	W	10-7	N-06-60	Phila	W	34-7	S-25-16	Phila	W	34-3
O-19-47	Pit	L	24-35	D-11-60	Pit	L	21-27	O-11-20	Pit	L	29-38
N-30-47	Phila	W	21-0	O-08-61	Phila	W	21-16				
<b>D-21-47</b>	<b>Pit (d)</b>	<b>W</b>	<b>21-0</b>	D-03-61	Pit	W	35-24				
O-31-48	Pit	W	34-7	O-06-62	Pit	L	7-13				
N-28-48	Phila	W	17-0	D-09-62	Phila	L	17-26				

**Note:** Steelers known as Pirates prior to 1941





**SAN FRANCISCO 49ERS**

**Overall: 14-20-1 Home: 5-11-1 Away: 9-9 Playoffs: 0-1**

**at Lincoln Financial Field: 3-3 at Levi's Stadium: 1-1**

Date	Site	Result	Score	Date	Site	Result	Score	Date	Site	Result	Score
O-06-51	Phila	W	21-14	S-23-84	Phila	L	9-21	S-24-06	SF	W	38-24
S-27-53	SF	L	21-31	N-03-85	SF	L	13-24	O-12-08	SF	W	40-26
N-25-56	Phila	T	10-10	S-24-89	Phila	L	28-38	D-20-09	Phila	W	27-13
O-19-58	Phila	L	24-30	O-27-91	Phila	L	7-23	O-10-10	SF	W	27-24
S-27-59	SF	L	14-24	N-29-92	SF	L	14-20	O-02-11	Phila	L	23-24
S-20-64	Phila	L	24-28	J-03-94	SF	W	37-34 (OT)	S-28-14	SF	L	21-26
N-20-66	SF	W	35-34	O-02-94	SF	W	40-8	O-29-17	Phila	W	33-10
O-15-67	Phila	L	27-28	<b>D-29-96</b>	<b>SF (w)</b>	<b>L</b>	<b>0-14</b>	O-04-20	SF	W	25-20
D-21-69	SF	L	13-14	N-10-97	Phila	L	14-24	S-19-21	Phila	L	11-17
O-03-71	Phila	L	3-31	D-22-01	SF	L	3-13				
D-02-73	SF	L	28-38	N-25-02	SF	W	38-17				
N-30-75	Phila	W	27-17	D-21-03	Phila	L	28-31 (OT)				
S-03-83	SF	W	22-17	S-18-05	Phila	W	42-3				

**SEATTLE SEAHAWKS**

**Overall: 7-12 Home: 2-7 Away: 5-5 Playoffs: 0-1**

**at Lincoln Financial Field: 0-6 at CenturyLink Field: 2-3**

Date	Site	Result	Score	Date	Site	Result	Score	Date	Site	Result	Score
D-12-76	Phila	W	27-10	D-08-02	Sea	W	27-20	N-24-19	Phila	L	9-17
N-02-80	Sea	W	27-20	D-05-05	Phila	L	0-42	<b>J-05-20</b>	<b>Phila (w)</b>	<b>L</b>	<b>9-17</b>
N-23-86	Sea	L	20-24	D-02-07	Phila	L	24-28	N-30-20	Phila	L	17-23
S-10-89	Phila	W	31-7	N-02-08	Sea	W	26-7				
D-13-92	Sea	W	20-17 (OT)	D-01-11	Sea	L	14-31				
D-03-95	Sea	L	14-26	D-07-14	Phila	L	14-24				
S-06-98	Phila	L	0-38	N-20-16	Sea	L	15-26				
S-23-01	Sea	W	27-3	D-03-17	Sea	L	10-24				

**TAMPA BAY BUCCANEERS**

**Overall: 10-11 Home: 6-6 Away: 4-5 Playoffs: 2-3**

**at Lincoln Financial Field: 1-3 at Raymond James Stadium: 3-3**

Date	Site	Result	Score	Date	Site	Result	Score	Date	Site	Result	Score
S-18-77	Phila	W	13-3	J-06-02	TB	W	17-13	O-13-13	TB	W	31-20
<b>D-29-79</b>	<b>TB (d)</b>	<b>L</b>	<b>17-24</b>	<b>J-12-02</b>	<b>Phila (w)</b>	<b>W</b>	<b>31-9</b>	N-22-15	Phila	L	17-45
O-25-81	Phila	W	20-10	O-20-02	Phila	W	20-10	S-16-18	TB	L	21-27
S-04-88	TB	W	41-14	<b>J-19-03</b>	<b>Phila (c)</b>	<b>L</b>	<b>10-27</b>	O-14-21	Phila	L	22-28
O-06-91	TB	L	13-14	S-08-03	Phila	L	0-17	<b>J-16-22</b>	<b>TB (w)</b>	<b>L</b>	<b>15-31</b>
S-03-95	Phila	L	6-21	O-22-06	TB	L	21-23				
S-19-99	Phila	L	5-19	O-11-09	Phila	W	33-14				
<b>D-31-00</b>	<b>Phila (w)</b>	<b>W</b>	<b>21-3</b>	D-09-12	TB	W	23-21				

**TENNESSEE TITANS**

**Overall: 7-5 Home: 4-2 Away: 3-3 Playoffs: 0-0**

**at Lincoln Financial Field: 1-1 at Nissan Stadium: 0-3**

Date	Site	Result	Score	Date	Site	Result	Score	Date	Site	Result	Score
N-12-72	Hou	W	18-17	O-24-94	Phila	W	21-6	N-23-14	Phila	W	43-24
D-16-79	Hou	W	26-20	D-03-00	Phila	L	13-15	S-30-18	Ten	L	23-26 (OT)
D-19-82	Phila	W	35-14	S-08-02	Ten	L	24-27				
O-02-88	Phila	W	32-23	N-19-06	Phila	L	13-31				
D-02-91	Hou	W	13-6	O-24-10	Ten	L	19-37				



**WASHINGTON COMMANDERS**  
**Overall: 82-88-6 Home: 42-43-3 Away: 40-45-3 Playoffs: 0-1**  
**at Lincoln Financial Field: 11-8 at FedExField: 15-10**

Date	Site	Result	Score	Date	Site	Result	Score	Date	Site	Result	Score
O-21-34	Bos	L	0-6	N-01-64	Phila	L	10-21	O-09-94	Phila	W	21-17
N-18-34	Phila	L	7-14	O-31-65	Was	L	21-23	O-30-94	Was	W	31-29
N-03-35	Bos	W	7-6	N-14-65	Phila	W	21-14	O-08-95	Phila	W	37-34 (OT)
S-20-36	Phila	L	3-26	O-30-66	Phila	L	13-27	N-26-95	Was	W	14-7
O-18-36	Bos	L	7-17	D-18-66	Was	W	37-28	S-01-96	Was	W	17-14
O-10-37	Was	W	14-0	S-17-67	Phila	W	35-24	N-17-96	Phila	L	21-26
O-24-37	Phila	L	7-10	D-03-67	Was	T	35-35	O-05-97	Phila	W	24-10
S-11-38	Phila	L	23-26	O-06-68	Was	L	14-17	D-21-97	Was	L	32-35
O-23-38	Was	L	14-20	N-10-68	Phila	L	10-16	O-11-98	Phila	W	17-12
S-17-39	Phila	L	0-7	N-09-69	Was	T	28-28	N-15-98	Was	L	3-28
N-05-39	Was	L	6-7	D-07-69	Phila	L	29-34	N-14-99	Phila	W	35-28
O-20-40	Phila	L	17-34	O-04-70	Phila	L	21-33	N-28-99	Was	L	17-20 (OT)
D-01-40	Was	L	6-13	D-13-70	Was	L	6-24	O-08-00	Phila	L	14-17
O-19-41	Phila	L	17-21	N-07-71	Was	T	7-7	N-26-00	Was	W	23-20
D-07-41	Was	L	14-20	N-28-71	Phila	L	13-20	N-25-01	Phila	L	3-13
O-04-42	Phila	L	10-14	O-08-72	Was	L	0-14	D-16-01	Was	W	20-6
N-01-42	Was	L	27-30	D-03-72	Phila	L	7-23	S-16-02	Was	W	37-7
N-07-43	Phila	T	14-14	S-30-73	Phila	L	7-28	D-15-02	Phila	W	34-21
N-28-43	Was	W	27-14	D-16-73	Was	L	20-38	O-05-03	Phila	W	27-25
O-08-44	Phila	T	31-31	N-10-74	Phila	L	20-27	D-27-03	Was	W	31-7
N-19-44	Was	W	37-7	N-24-74	Was	L	7-26	N-21-04	Phila	W	28-6
O-21-45	Was	L	14-24	O-05-75	Phila	W	26-10	D-12-04	Was	W	17-14
N-24-45	Phila	W	16-0	D-21-75	Was	W	26-3	N-06-05	Was	L	10-17
O-27-46	Was	W	28-24	S-27-76	Phila	L	17-20 (OT)	J-01-06	Phila	L	20-31
N-24-46	Phila	L	10-27	N-28-76	Was	L	0-24	N-12-06	Phila	W	27-3
S-28-47	Phila	W	45-42	O-30-77	Was	L	17-23	D-10-06	Was	W	21-19
N-02-47	Was	W	38-14	N-13-77	Phila	L	14-17	S-17-07	Phila	L	12-20
O-17-48	Was	W	45-0	S-10-78	Was	L	30-35	N-11-07	Was	W	33-25
N-21-48	Phila	W	42-21	O-15-78	Phila	W	17-10	O-05-08	Phila	L	17-23
O-23-49	Phila	W	49-14	O-07-79	Phila	W	28-17	D-21-08	Was	L	3-10
N-13-49	Was	W	44-21	O-21-79	Was	L	7-17	O-26-09	Was	W	27-17
O-29-50	Phila	W	35-3	O-05-80	Phila	W	24-14	N-29-09	Phila	W	27-24
N-12-50	Was	W	33-0	N-16-80	Was	W	24-0	O-03-10	Phila	L	12-17
O-28-51	Phila	L	23-27	S-27-81	Phila	W	36-13	N-15-10	Was	W	59-28
D-02-51	Was	W	35-21	D-06-81	Was	L	13-15	O-16-11	Was	W	20-13
N-09-52	Phila	W	38-20	S-12-82	Phila	L	34-37 (OT)	J-01-12	Phila	W	34-10
D-14-52	Was	L	21-27	N-28-82	Was	L	9-13	N-18-12	Was	L	6-31
O-02-53	Phila	T	21-21	S-11-83	Phila	L	13-23	D-23-12	Phila	L	20-27
D-06-53	Was	L	0-10	N-27-83	Was	L	24-28	S-09-13	Was	W	33-27
O-17-54	Was	W	49-21	S-30-84	Was	L	0-20	N-17-13	Phila	W	24-16
N-28-54	Phila	W	41-33	N-18-84	Phila	W	16-10	S-21-14	Phila	W	37-34
O-01-55	Phila	L	30-31	S-22-85	Was	W	19-6	D-20-14	Was	L	24-27
N-06-55	Was	L	21-34	D-08-85	Phila	L	12-17	O-04-15	Was	L	20-23
O-06-56	Phila	W	13-9	S-07-86	Was	L	14-41	D-26-15	Phila	L	24-38
D-09-56	Was	L	17-19	D-21-86	Phila	L	14-21	O-16-16	Was	L	20-27
N-24-57	Phila	W	21-12	S-13-87	Was	L	24-34	D-11-16	Phila	L	22-27
D-08-57	Was	L	7-42	N-08-87	Phila	W	31-27	S-10-17	Was	W	30-17
S-28-58	Phila	L	14-24	S-18-88	Was	L	10-17	O-23-17	Phila	W	34-24
D-14-58	Was	L	0-20	D-04-88	Phila	L	19-20	D-03-18	Phila	W	28-13
N-01-59	Phila	W	30-23	S-17-89	Was	W	42-37	D-30-18	Was	W	24-0
D-06-59	Was	W	34-14	N-12-89	Phila	L	3-10	S-08-19	Phila	W	32-27
N-13-60	Phila	W	19-13	O-21-90	Was	L	7-13	D-15-19	Was	W	37-27
D-18-60	Was	W	38-28	N-12-90	Phila	W	28-14	S-13-20	Was	L	17-27
S-24-61	Phila	W	14-7	<b>J-05-91</b>	<b>Phila (f)</b>	<b>L</b>	<b>6-20</b>	J-03-21	Phila	L	14-20
O-29-61	Was	W	27-24	S-30-91	Was	L	0-23	D-21-21	Phila	W	27-17
O-21-62	Phila	L	21-27	D-22-91	Phila	W	24-22	J-02-22	Was	W	20-16
D-02-62	Was	W	37-14	O-18-92	Was	L	12-16				
O-13-63	Was	W	37-24	D-20-92	Phila	W	17-13				
N-24-63	Phila	L	10-13	S-19-93	Phila	W	34-31				
O-11-64	Was	L	20-35	N-28-93	Was	W	17-14				

*Note: Franchise in Boston prior to 1937 and was previously known as the Washington Football Team (2020-21) before being renamed Commanders in 2022*



## ALL-TIME PRESEASON RESULTS

**2021 (0-2-1)**

A-12 Pittsburgh .....L, 16-24  
 A-19 New England .....L, 0-35  
 A-27 at NY Jets .....T, 31-31

**2019 (1-3)**

A-08 Tennessee .....L, 10-27  
 A-15 at Jacksonville .....W, 24-10  
 A-22 Baltimore .....L, 15-26  
 A-29 at NY Jets .....L, 0-6

**2018 (1-3)**

A-09 Pittsburgh .....L, 14-31  
 A-16 at New England .....L, 20-37  
 A-23 at Cleveland .....L, 0-5  
 A-30 NY Jets .....W, 10-9

**2017 (2-2)**

A-10 at Green Bay .....L, 9-24  
 A-17 Buffalo .....W, 20-16  
 A-24 Miami .....W, 38-31  
 A-31 at NY Jets .....L, 10-16

**2016 (4-0)**

A-11 Tampa Bay .....W, 17-9  
 A-18 at Pittsburgh .....W, 17-0  
 A-27 at Indianapolis .....W, 33-23  
 S-01 NY Jets .....W, 14-6

**2015 (3-1)**

A-16 Indianapolis .....W, 36-10  
 A-22 Baltimore .....W, 40-17  
 A-29 at Green Bay .....W, 39-26  
 S-03 at NY Jets .....L, 18-24

**2014 (2-2)**

A-08 at Chicago .....L, 28-34  
 A-15 at New England .....L, 35-42  
 A-21 Pittsburgh .....W, 31-21  
 A-28 NY Jets .....W, 37-7

**2013 (2-2)**

A-09 New England .....L, 22-31  
 A-15 Carolina .....W, 14-9  
 A-24 at Jacksonville .....W, 31-24  
 A-29 at NY Jets .....L, 20-27

**2012 (4-0)**

A-09 Pittsburgh .....W, 24-23  
 A-20 at New England .....W, 27-17  
 A-24 at Cleveland .....W, 27-10  
 A-30 NY Jets .....W, 28-10

**2011 (3-1)**

A-11 Baltimore .....W, 13-6  
 A-18 at Pittsburgh .....L, 14-24  
 A-25 Cleveland .....W, 24-14  
 S-01 at NY Jets .....W, 24-14

**2010 (2-2)**

A-13 Jacksonville .....W, 28-27  
 A-20 at Cincinnati .....L, 9-22  
 A-27 at Kansas City .....W, 20-17  
 S-02 NY Jets .....L, 17-21

**2009 (1-3)**

A-13 New England .....L, 25-27  
 A-20 at Indianapolis .....L, 15-23  
 A-27 Jacksonville .....W, 33-32  
 S-03 at NY Jets .....L, 27-38

**2008 (2-2)**

A-08 at Pittsburgh .....L, 10-16  
 A-14 Carolina .....W, 24-13  
 A-22 at New England .....W, 27-17  
 A-28 NY Jets .....L, 20-27

**2007 (1-3)**

A-13 at Baltimore .....L, 3-29  
 A-17 Carolina .....W, 27-10  
 A-26 at Pittsburgh .....L, 13-27  
 A-30 NY Jets .....L, 11-13

**2006 (2-3)**

A-06 Oakland (Canton, OH) .....L, 10-16  
 A-10 Cleveland .....W, 20-7  
 A-17 at Baltimore .....L, 10-20  
 A-25 Pittsburgh .....W, 16-7  
 S-01 at NY Jets .....L, 17-20

**2005 (2-2)**

A-15 at Pittsburgh .....L, 31-38  
 A-20 at Baltimore .....W, 20-14  
 A-26 Cincinnati .....W, 27-17  
 S-01 NY Jets .....L, 14-37

**2004 (1-3)**

A-13 at New England .....L, 6-24  
 A-20 Baltimore .....W, 26-17  
 A-26 Pittsburgh .....L, 21-27  
 S-03 at NY Jets .....L, 27-28

**2003 (2-2)**

A-11 at New Orleans .....W, 27-17  
 A-16 at Pittsburgh .....W, 21-16  
 A-22 New England .....L, 12-24  
 A-28 NY Jets .....L, 9-17

**2002 (1-3)**

A-10 Green Bay .....W, 20-13  
 A-17 at New England .....L, 15-16  
 A-23 Baltimore .....L, 12-13  
 A-30 at NY Jets .....L, 16-23

**2001 (2-1)**

A-13 Baltimore .....Canceled  
 A-18 at Buffalo .....L, 3-6  
 A-23 at Tennessee .....W, 20-14  
 A-30 NY Jets .....W, 13-12

**2000 (1-3)**

J-30 at Cleveland .....L, 22-33  
 A-05 at Baltimore .....L, 13-16  
 A-18 Tennessee .....W, 34-32  
 A-24 Buffalo .....L, 12-16

**1999 (1-3)**

A-12 Baltimore .....L, 7-10  
 A-20 at NY Jets .....L, 9-10  
 A-26 at Minnesota .....L, 13-17  
 S-02 Cleveland .....W, 30-17

**1998 (1-3)**

A-06 NY Jets .....L, 15-29  
 A-14 Pittsburgh .....W, 21-17  
 A-24 at Baltimore .....L, 6-23  
 A-29 at New England .....L, 7-24

**1997 (1-3)**

A-02 at NY Jets .....L, 17-31  
 A-11 at Pittsburgh .....L, 26-42  
 A-16 Baltimore .....W, 24-13  
 A-21 New England .....L, 14-28

**1996 (2-2)**

A-03 at Baltimore .....L, 9-17  
 A-08 NY Jets .....W, 30-16  
 A-18 at New England .....L, 10-37  
 A-23 Pittsburgh .....W, 20-19

**1995 (4-0)**

A-05 Atlanta .....W, 25-17  
 A-12 NY Jets (Jackson, MS) .....W, 13-10  
 A-17 New England .....W, 31-7  
 A-24 at Pittsburgh .....W, 16-6

**1994 (1-3)**

A-05 at Chicago .....L, 6-12  
 A-13 NY Jets .....L, 24-34  
 A-20 Cincinnati .....W, 17-7  
 A-26 at Atlanta .....L, 12-20

**1993 (3-2)**

A-01 New Orleans (Tokyo) .....L, 16-28  
 A-08 Chicago .....W, 13-9  
 A-13 at NY Jets .....W, 24-13  
 A-21 Atlanta .....W, 37-20  
 A-27 at Cincinnati .....L, 3-23

**1992 (2-3)**

A-01 NY Jets (Canton, OH) .....L, 14-41  
 A-08 at Pittsburgh .....W, 35-33  
 A-15 Cincinnati .....W, 27-17  
 A-23 at Atlanta .....L, 10-20  
 A-27 NY Jets .....L, 13-22

**1991 (4-1)**

J-28 Buffalo (London) .....L, 13-17  
 A-03 at NY Jets .....W, 24-10  
 A-10 at Cincinnati .....W, 29-24  
 A-17 Pittsburgh .....W, 21-20  
 A-23 Indianapolis .....W, 23-21

**1990 (2-2)**

A-11 NY Jets .....L, 6-17  
 A-18 Miami .....W, 23-14  
 A-27 at Indianapolis .....W, 17-16  
 S-01 at Pittsburgh .....L, 10-20

**1989 (4-1)**

A-06 Cleveland (London) .....W, 17-13  
 A-12 Atlanta .....W, 23-17  
 A-20 NY Jets (Raleigh, NC) .....L, 10-19  
 A-26 Pittsburgh .....W, 38-14  
 S-02 at Miami .....W, 20-10



ALL-TIME PRESEASON RESULTS (CONTINUED)

**1988 (2-2)**

A-06 NY Jets.....W, 23-12  
 A-14 at Pittsburgh.....L, 16-21  
 A-20 New England.....L, 21-24  
 A-25 at Detroit.....W, 27-9

**1987 (1-3)**

A-15 at NY Jets.....L, 10-13  
 A-23 at New England.....W, 19-13  
 A-29 Miami.....L, 3-35  
 S-03 Detroit.....L, 3-36

**1986 (1-3)**

A-08 at Detroit.....W, 17-9  
 A-16 at San Diego.....L, 38-45  
 A-23 Miami.....L, 15-20  
 A-28 NY Jets.....L, 30-37

**1985 (3-1)**

A-10 at NY Jets.....W, 37-17  
 A-17 at Cleveland.....L, 14-28  
 A-23 LA Rams (Columbus, OH).....W, 14-12  
 A-29 Detroit.....W, 20-16

**1984 (2-2)**

A-04 at Detroit.....L, 14-17  
 A-11 at Pittsburgh.....L, 17-20  
 A-18 at Minnesota.....W, 31-10  
 A-23 Cleveland.....W, 20-19

**1983 (3-1)**

A-05 Detroit.....W, 21-17  
 A-13 at San Diego.....W, 21-20  
 A-20 at Green Bay.....W, 27-14  
 A-25 Pittsburgh.....L, 3-10

**1982 (1-3)**

A-14 at Tampa Bay.....L, 7-35  
 A-20 New England.....W, 14-7  
 A-27 at Atlanta.....L, 21-24  
 S-04 at Pittsburgh.....L, 24-27

**1981 (2-2)**

A-06 at Houston.....L, 10-13  
 A-15 Pittsburgh.....W, 36-20  
 A-23 New Orleans (Syracuse, NY).....W, 37-7  
 A-29 at NY Jets.....L, 3-14

**1980 (3-1)**

A-09 at Buffalo.....W, 24-9  
 A-15 NY Jets.....W, 28-13  
 A-24 at New England.....W, 23-17  
 A-30 at Oakland.....L, 23-24

**1979 (1-3)**

A-03 at Baltimore.....L, 14-17  
 A-09 at Kansas City.....L, 21-24  
 A-17 Baltimore.....W, 31-17  
 A-24 at Miami.....L, 13-14

**1978 (4-1)**

J-29 Miami (Canton, OH).....W, 17-3  
 A-05 New Orleans (Mexico City).....L, 7-14  
 A-14 at Houston.....W, 28-10  
 A-19 at Atlanta.....W, 24-7  
 A-25 NY Jets.....W, 14-0

**1977 (3-3)**

A-05 at NY Jets.....W, 21-3  
 A-13 at LA Rams.....L, 3-20  
 A-22 New England.....W, 21-10  
 A-28 Denver.....W, 28-24  
 S-02 at Pittsburgh.....L, 13-21  
 S-09 at Green Bay.....L, 16-24

**1976 (0-6)**

J-31 at San Diego.....L, 7-20  
 A-09 Pittsburgh.....L, 7-14  
 A-14 at Miami.....L, 16-24  
 A-23 Cleveland.....L, 17-21  
 A-28 at Minnesota.....L, 16-20  
 S-05 at New England.....L, 7-20



ALL-TIME PLAYOFF RESULTS

Date	Playoff	Opponent	Result	Site	Attendance	Head Coach
Sun., Dec. 21, 1947	NFL Divisional	Pittsburgh Steelers	W, 21-0	Pittsburgh	35,729	Greasy Neale
Sun., Dec. 28, 1947	NFL Championship	Chicago Cardinals	L, 21-28	Chicago	30,759	Greasy Neale
Sun., Dec. 19, 1948	NFL Championship	Chicago Cardinals	W, 7-0	Philadelphia	36,309	Greasy Neale
Sun., Dec. 18, 1949	NFL Championship	Los Angeles Rams	W, 14-0	Los Angeles	27,980	Greasy Neale
Mon., Dec. 26, 1960	NFL Championship	Green Bay Packers	W, 17-13	Philadelphia	67,325	Buck Shaw
Sun., Dec. 24, 1978	NFC Wild Card	Atlanta Falcons	L, 13-14	Atlanta	49,447	Dick Vermeil
Sun., Dec. 23, 1979	NFC Wild Card	Chicago Bears	W, 27-17	Philadelphia	69,397	Dick Vermeil
Sat., Dec. 29, 1979	NFC Divisional	Tampa Bay Buccaneers	L, 17-24	Tampa Bay	71,402	Dick Vermeil
Sat., Jan. 3, 1981	NFC Divisional	Minnesota Vikings	W, 31-16	Philadelphia	68,434	Dick Vermeil
Sun., Jan. 11, 1981	NFC Championship	Dallas Cowboys	W, 20-7	Philadelphia	70,696	Dick Vermeil
Sun., Jan. 25, 1981	Super Bowl 15	Oakland Raiders	L, 10-27	New Orleans	75,500	Dick Vermeil
Sun., Dec. 27, 1981	NFC Wild Card	New York Giants	L, 21-27	Philadelphia	71,611	Dick Vermeil
Sat., Dec. 31, 1988	NFC Divisional	Chicago Bears	L, 12-20	Chicago	65,534	Buddy Ryan
Sun., Dec. 31, 1989	NFC Wild Card	Los Angeles Rams	L, 7-21	Philadelphia	57,869	Buddy Ryan
Sat., Jan. 5, 1991	NFC Wild Card	Washington	L, 6-20	Philadelphia	65,287	Buddy Ryan
Sun., Jan. 3, 1993	NFC Wild Card	New Orleans Saints	W, 36-20	New Orleans	68,893	Rich Kotite
Sun., Jan. 10, 1993	NFC Divisional	Dallas Cowboys	L, 10-34	Dallas	63,721	Rich Kotite
Sat., Dec. 30, 1995	NFC Wild Card	Detroit Lions	W, 58-37	Philadelphia	66,099	Ray Rhodes
Sun., Jan. 7, 1996	NFC Divisional	Dallas Cowboys	L, 11-30	Dallas	64,371	Ray Rhodes
Sun., Dec. 29, 1996	NFC Wild Card	San Francisco 49ers	L, 0-14	San Francisco	56,460	Ray Rhodes
Sun., Dec. 31, 2000	NFC Wild Card	Tampa Bay Buccaneers	W, 21-3	Philadelphia	65,813	Andy Reid
Sun., Jan. 7, 2001	NFC Divisional	New York Giants	L, 10-20	New York	78,765	Andy Reid
Sat., Jan. 12, 2002	NFC Wild Card	Tampa Bay Buccaneers	W, 31-9	Philadelphia	65,847	Andy Reid
Sat., Jan. 19, 2002	NFC Divisional	Chicago Bears	W, 33-19	Chicago	66,944	Andy Reid
Sun., Jan. 27, 2002	NFC Championship	St. Louis Rams	L, 24-29	St. Louis	66,502	Andy Reid
Sat., Jan. 11, 2003	NFC Divisional	Atlanta Falcons	W, 20-6	Philadelphia	66,452	Andy Reid
Sun., Jan. 19, 2003	NFC Championship	Tampa Bay Buccaneers	L, 10-27	Philadelphia	66, 713	Andy Reid
Sun., Jan. 11, 2004	NFC Divisional	Green Bay Packers	W, 20-17 (OT)	Philadelphia	67,707	Andy Reid
Sun., Jan. 18, 2004	NFC Championship	Carolina Panthers	L, 3-14	Philadelphia	67,862	Andy Reid
Sun., Jan. 16, 2005	NFC Divisional	Minnesota Vikings	W, 27-14	Philadelphia	67,722	Andy Reid
Sun., Jan. 23, 2005	NFC Championship	Atlanta Falcons	W, 27-10	Philadelphia	67,717	Andy Reid
Sun., Feb. 6, 2005	Super Bowl 39	New England Patriots	L, 21-24	Jacksonville	78,125	Andy Reid
Sun., Jan. 7, 2007	NFC Wild Card	New York Giants	W, 23-20	Philadelphia	69,094	Andy Reid
Sat., Jan. 13, 2007	NFC Divisional	New Orleans Saints	L, 24-27	New Orleans	70,001	Andy Reid
Sun., Jan. 4, 2009	NFC Wild Card	Minnesota Vikings	W, 26-14	Minneapolis	61,746	Andy Reid
Sun., Jan. 11, 2009	NFC Divisional	New York Giants	W, 23-11	New York	79,193	Andy Reid
Sun., Jan. 18, 2009	NFC Championship	Arizona Cardinals	L, 25-32	Glendale	70,650	Andy Reid
Sat., Jan. 9, 2010	NFC Wild Card	Dallas Cowboys	L, 14-34	Dallas	92,951	Andy Reid
Sun., Jan. 9, 2011	NFC Wild Card	Green Bay Packers	L, 16-21	Philadelphia	69,144	Andy Reid
Sat., Jan. 4, 2014	NFC Wild Card	New Orleans Saints	L, 24-26	Philadelphia	69,144	Chip Kelly
Sat., Jan. 13, 2018	NFC Divisional	Atlanta Falcons	W, 15-10	Philadelphia	69,596	Doug Pederson
Sun., Jan. 21, 2018	NFC Championship	Minnesota Vikings	W, 38-7	Philadelphia	69,596	Doug Pederson
Sun., Feb. 4, 2018	Super Bowl	New England Patriots	W, 41-33	Minneapolis	67,612	Doug Pederson
Sun., Jan. 6, 2019	NFC Wild Card	Chicago Bears	W, 16-15	Chicago	62,462	Doug Pederson
Sun., Jan. 13, 2019	NFC Divisional	New Orleans Saints	L, 14-20	New Orleans	73, 027	Doug Pederson
Sun., Jan. 5, 2020	NFC Wild Card	Seattle Seahawks	L, 9-17	Philadelphia	69,796	Doug Pederson
Sun., Jan. 16, 2022	NFC Wild Card	Tampa Bay Buccaneers	L, 15-31	Tampa Bay	65,077	Nick Sirianni

PLAYOFF GAME BREAKDOWN

Overall Record .....	23-24	NFC Championship .....	3-4
Home .....	15-8	NFC Divisional .....	8-7
Road .....	7-14	NFC Wild Card .....	8-10
Super Bowl .....	1-2	Overtime .....	1-0
NFL Championship .....	3-1	Points Scored-Allowed .....	929-879



EAGLES ALL-TIME PRIMETIME GAMES

Date	Opponent	Result	Network	Date	Opponent	Result	Network
Mon., Nov. 23, 1970	NY Giants	W, 23-20	ABC	Sun., Nov. 26, 2006	at Indianapolis	L, 21-45	NBC
Mon., Oct. 2, 1972	NY Giants	L, 12-27	ABC	Mon., Dec. 4, 2006	Carolina	W, 27-24	ESPN
Mon., Sept. 23, 1974	Dallas	W, 13-10	ABC	Sat., Jan. 13, 2007	at N. Orleans (NFCD)	L, 24-27	FOX
Mon., Nov. 3, 1975	LA Rams	L, 3-42	ABC	Mon., Sept. 17, 2007	Washington	L, 12-20	ESPN
Mon., Sept. 27, 1976	Washington	L, 17-20 (OT)	ABC	Sun., Sept. 30, 2007	at NY Giants	L, 3-16	NBC
Mon., Sept 10, 1979	Atlanta	L, 10-14	ABC	Sun., Nov. 4, 2007	Dallas	L, 17-38	NBC
Mon., Nov. 12, 1979	at Dallas	W, 31-21	ABC	Sun., Nov. 25, 2007	at New England	L, 31-28	NBC
Mon., Sept. 22, 1980	NY Giants	W, 35-3	ABC	Mon., Sept. 15, 2008	at Dallas	L, 37-41	ESPN
Thurs., Sept 17, 1981	at Buffalo	W, 20-14	ABC	Sun., Sept. 28, 2008	at Chicago	L, 20-24	NBC
Mon., Oct. 5, 1981	Atlanta	W, 16-13	ABC	Sun., Nov. 9, 2008	NY Giants	L, 31-36	NBC
Mon., Nov 30, 1981	at Miami	L, 10-13	ABC	Thurs., Nov. 27, 2008	Arizona	W, 48-20	NFLN
Mon., Oct. 10, 1988	NY Giants	W, 24-13	ABC	Mon., Dec. 15, 2008	Cleveland	W, 30-10	ESPN
Mon., Oct 2, 1989	at Chicago	L, 13-27	ABC	Mon., Oct.26, 2009	at Washington	W, 27-17	ESPN
Mon., Dec. 18, 1989	at New Orleans	L, 20-30	ABC	Sun., Nov. 8, 2009	Dallas	L, 16-20	NBC
Sun., Sept. 9, 1990	at NY Giants	L, 20-27	TNT	Sun., Nov. 22, 2009	at Chicago	W, 24-20	NBC
Mon., Oct. 15, 1990	Minnesota	W, 32-24	ABC	Sun., Dec. 13, 2009	at NY Giants	W, 45-38	NBC
Mon., Nov. 12, 1990	Washington	W, 28-14	ABC	Sat., Jan. 9, 2010	at Dallas (NFCW)	L, 14-34	NBC
Sun., Dec. 9, 1990	at Miami	L, 20-23	ESPN	Sun., Oct. 10, 2010	at San Francisco	W, 27-24	NBC
Mon., Sept. 30, 1991	at Washington	L, 0-23	ABC	Mon., Nov. 15, 2010	at Washington	W, 59-28	ESPN
Mon., Nov. 4, 1991	NY Giants	W, 30-7	ABC	Sun., Nov. 21, 2010	NY Giants	W, 27-17	NBC
Mon., Dec. 2, 1991	at Houston Oilers	W, 13-6	ABC	Thurs., Dec. 2, 2010	Houston	W, 34-24	NFLN
Sun., Sept. 13, 1992	at Phoenix	W, 31-14	TNT	Sun., Dec. 12, 2010	at Dallas	W, 30-27	NBC
Mon., Oct. 5, 1992	Dallas	W, 31-7	ABC	Tues., Dec. 28, 2010	Minnesota	L, 14-24	NBC
Mon., Dec. 6, 1993	at Dallas	L, 17-23	ABC	Sun., Sep. 18, 2011	at Atlanta	L, 31-35	NBC
Sun., Dec. 19, 1993	at Indianapolis	W, 20-10	ESPN	Sun., Oct. 30, 2011	Dallas	W, 34-7	NBC
Mon., Jan. 3, 1994	at San Francisco	W, 37-34 (OT)	ABC	Mon., Nov. 7, 2011	Chicago	L, 24-30	ESPN
Mon., Sept. 12, 1994	Chicago	W, 30-22	ABC	Sun., Nov. 20, 2011	at NY Giants	W, 17-10	NBC
Sun., Oct. 9, 1994	Washington	W, 21-17	TNT	Thu., Dec. 1, 2011	at Seattle	L, 14-31	NFLN
Mon., Oct. 24, 1994	Houston Oilers	W, 21-6	ABC	Sun., Sep. 30, 2012	NY Giants	W, 19-17	NBC
Sun., Sept. 10, 1995	at Arizona	W, 31-19	TNT	Mon., Nov. 5, 2012	at New Orleans	L, 13-28	ESPN
Mon., Nov. 6, 1995	at Dallas	L, 12-34	ABC	Mon., Nov. 26, 2012	Carolina	L, 22-30	ESPN
Sun., Nov. 12, 1995	Denver	W, 31-13	ESPN	Sun., Dec. 2, 2012	at Dallas	L, 33-38	NBC
Mon., Sept. 9, 1996	at Green Bay	L, 13-39	ABC	Thu., Dec. 13, 2012	vs. Cincinnati	L, 13-34	NFLN
Sun., Sept. 22, 1996	at Atlanta	W, 33-18	TNT	Mon., Sep. 9, 2013	at Washington	W, 33-27	ESPN
Mon., Sept. 30, 1996	Dallas	L, 19-23	ABC	Thu., Sep. 19, 2013	Kansas City	L, 16-26	NFLN
Thurs., Dec. 5, 1996	at Indianapolis	L, 10-37	ESPN	Sun., Dec. 22, 2013	Chicago	W, 54-11	NBC
Mon., Sept. 15, 1997	at Dallas	L, 20-21	ABC	Sun., Dec. 29, 2013	at Dallas	W, 24-22	NBC
Sun., Sept. 28, 1997	at Minnesota	L, 19-28	TNT	Sat., Jan. 4, 2014	New Orleans (NFCW)	L, 24-26	NBC
Mon., Nov. 10, 1997	San Francisco	L, 12-24	ABC	Mon., Sep. 15, 2014	at Indianapolis	W, 30-27	ESPN
Sun., Sept. 20, 1998	at Arizona	L, 3-17	ESPN	Sun., Oct. 12, 2014	NY Giants	W, 27-0	NBC
Mon., Nov. 2, 1998	Dallas	L, 0-34	ABC	Mon., Nov. 10, 2014	Carolina	W, 45-21	ESPN
Thurs., Dec. 3, 1998	St. Louis	W, 17-14	ESPN	Sun., Dec. 14, 2014	Dallas	L, 27-38	NBC
Sun., Oct. 1, 2000	Atlanta	W, 38-10	ESPN	Mon., Sep. 14, 2015	at Atlanta	L, 24-26	ESPN
Sun., Sept. 30, 2001	Dallas	W, 40-18	ESPN	Mon., Oct. 19, 2015	NY Giants	W, 27-7	ESPN
Mon., Oct. 22, 2001	at NY Giants	W, 10-9	ABC	Sun., Oct. 25, 2015	at Carolina	L, 16-27	NBC
Thurs., Nov. 29, 2001	at Kansas City	W, 23-10	ESPN	Sun., Nov. 8, 2015	at Dallas	W, 33-27 (OT)	NBC
Sun., Jan. 6, 2002	at Tampa Bay	W, 17-13	ESPN	Sun., Dec. 20, 2015	Arizona	L, 17-40	NBC
Mon., Sept. 16, 2002	at Washington	W, 37-7	ABC	Sat., Dec. 26, 2015	Washington	L, 24-38	NFLN
Mon., Oct. 28, 2002	NY Giants	W, 17-3	ABC	Mon., Sep. 19, 2016	at Chicago	W, 29-14	ESPN
Mon., Nov. 25, 2002	at San Francisco	W, 38-17	ABC	Sun., Oct. 30, 2016	at Dallas	L, 23-29 (OT)	NBC
Sat., Dec. 21, 2002	at Dallas	W, 27-3	ESPN	Mon., Nov. 28, 2016	Green Bay	L, 13-27	ESPN
Sat., Jan. 11, 2003	Atlanta (NFCD)	W, 20-6	FOX	Thu., Dec. 22, 2016	NY Giants	W, 24-19	NFLN
Mon., Sept. 8, 2003	Tampa Bay	L, 0-17	ABC	Thu., Oct. 12, 2017	at Carolina	W, 28-23	NFLN
Mon., Nov. 10, 2003	at Green Bay	W, 17-14	ABC	Mon., Oct. 23, 2017	Washington	W, 34-24	ESPN
Mon., Dec. 15, 2003	at Miami	W, 34-27	ABC	Sun., Nov. 19, 2017	at Dallas	W, 37-9	NBC
Sat., Dec. 27, 2003	at Washington	W, 31-7	ESPN	Sun., Dec. 3, 2017	at Seattle	L, 10-24	NBC
Mon., Sept. 20, 2004	Minnesota	W, 27-16	ABC	Mon., Dec. 25, 2017	Oakland	W, 19-10	ESPN
Mon., Nov. 15, 2004	at Dallas	W, 49-21	ABC	Thu., Sep. 6, 2018	Atlanta	W, 18-12	NBC
Sun., Dec. 12, 2004	at Washington	W, 17-14	ESPN	Thu., Oct. 11, 2018	NY Giants	W, 34-13	NFLN
Mon., Dec. 27, 2004	at St. Louis	L, 7-20	ABC	Sun., Nov. 11, 2018	Dallas	L, 20-27	NBC
Mon., Sept. 12, 2005	at Atlanta	L, 10-14	ABC	Mon., Dec. 3, 2018	Washington	W, 28-13	ESPN
Sun., Nov. 6, 2005	at Washington	L, 10-17	ESPN	Sun., Dec. 16, 2018	at LA Rams	W, 30-23	NBC
Mon., Nov. 14, 2005	Dallas	L, 20-21	ABC	Sun., Sep. 15, 2019	at Atlanta	L, 20-24	NBC
Mon., Dec. 5, 2005	Seattle	L, 0-42	ABC	Thu., Sep. 26, 2019	at Green Bay	W, 34-27	FOX
Mon., Oct. 2, 2006	Green Bay	W, 31-9	ESPN	Sun., Oct. 20, 2019	at Dallas	L, 10-37	NBC



**EAGLES ALL-TIME PRIMETIME GAMES (CONTINUED)**

<u>Date</u>	<u>Opponent</u>	<u>Result</u>	<u>Network</u>
Mon., Dec. 9, 2019	NY Giants	W, 23-17	ESPN
Sun., Oct. 4, 2020	at San Francisco	W, 25-20	NBC
Thur., Oct. 22, 2020	NY Giants	W, 22-21	FOX
Sun., Nov. 1, 2020	Dallas	W, 23-9	NBC
Mon., Nov. 30, 2020	Seattle	L, 17-23	ESPN
Sun., Jan. 3, 2021	Washington	L, 14-20	NBC
Mon., Sep. 27, 2021	at Dallas	L, 21-41	ESPN
Thur., Oct 14, 2021	Tampa Bay	L, 22-28	FOX
Sat., Jan. 8, 2022	Dallas	L, 26-51	ESPN

**PRIMETIME RECORD:** 75-59    **PLAYOFFS:** 1-2

(NFCW) - NFC Wild Card Playoff game

(NFC D) - NFC Divisional Playoff game

**PRIMETIME RECORD BY NETWORK**

<u>Network</u>	<u>Record</u>
ABC	23-20
ESPN	24-14
FOX	3-2
NBC	17-21
NFL Network	5-4
TNT	4-2



# ALL-TIME ROSTERS, DRAFTS & TRADES



[FRONT OFFICE & COACHING STAFF](#)

[PLAYER BIOS](#)

[2021 EAGLES STATISTICS](#)

[RECORD BOOK](#)

[ALL-TIME RESULTS](#)

[ALL-TIME ROSTERS](#)

[HONORS & HISTORY](#)

[YEAR-BY-YEAR STATISTICS](#)

[OFF THE FIELD](#)





Player (College), Position	Years
<b>A</b> Abercrombie, Walter (Baylor), RB	1988
- Abiamiri, Victor (Notre Dame), DE	2007-11
- Absher, Dick (Maryland), LB	1972
- Acho, Emmanuel (Texas), LB	2013-15
- Adams, Gary (Arkansas), DB	1969
- Adams, Jamar (Michigan), S	2010
- Adams, Josh (Notre Dame), RB	2018
- Adams, Keith (Clemson), LB	2002-05
- Adams, Theo (Hawaii), G	1995
- Agajanian, Ben (New Mexico), G	1945
- Agholor, Nelson (USC), WR	2015-19
- Aiken, Kamar (Central Florida), WR	2018
- Ajayi, Jay (Boise State), RB	2017-18, '19
- Ajitrotutu, Seyi (Fresno State), WR	2015
- Akers, David (Louisville), K	1999-2010
- Alexander, David (Tulsa), C	1987-94
- Alexander, D.J. (Oregon State), LB	2018
- Alexander, Kermit (UCLA), DB	1972-73
- Allen, Beau (Wisconsin), DT	2014-17
- Allen, Chuck (Washington), LB	1972
- Allen, Eric (Arizona State), CB	1988-94
- Allen, Ian (Purdue), T	2004
- Allen, Jackie (Baylor), DB	1972
- Allen, Kevin (Indiana), T	1985
- Allen, Nate (South Florida), S	2010-14
- Allert, Ty (Texas), LB	1987-89
- Allison, Henry (San Diego State), G	1971-72
- Alonso, Kiko (Oregon), LB	2015
- Amerson, Glen (Texas Tech), B	1961
- Amundson, George (Iowa State), RB	1975
- Anderson, Colt (Montana), S	2010-13
- Anderson, Gary (Syracuse), K	1995-96
- <b>Anderson, Jack (Texas Tech), G</b>	<b>2021-</b>
- Andrews, Josh (Oregon State), G	2015-16
- Andrews, Leroy (Pittsburg State), B	1934
- Andrews, Shawn (Arkansas), T/G	2004-09
- Andrews, Stacy (Mississippi), G/T	2009
- Angelo, Jim † (Indiana (PA)), G	1987
- Antwine, Houston (Southern Illinois), DT	1972
- <b>Arcega-Whiteside, J.J. (Stanford), WR</b>	<b>2019-</b>
- Archer, Dave (Iowa State), QB	1991-92
- Armour, Justin (Stanford), WR	1997
- Armstrong, Calvin (Washington State), T	2005
- Armstrong, Harvey (Southern Methodist), DT	1982-84
- Armstrong, Neill (Oklahoma A&M), E	1947-51
- Arnold, Grayland (Baylor), DB	2020
- Arnold, Jay (Texas), B	1937-40
- Arrington, Rick (Tulsa), QB	1970-73
- Aschbacher, Darrel (Oregon), G	1959
- Asher, Jamie (Louisville), TE	1999
- Asomugha, Nnamdi (California), CB	2011-12
- Atkins, Steve (Maryland), FB	1981
- Auer, Howard (Michigan), T	1933
- Auer, Jim † (Georgia), DE	1987
- Austin, Miles (Monmouth), WR	2015
- Autry, Darnell (Northwestern), RB	1998, '00
- Avant, Jason (Michigan), WR	2006-13
- Avery, Genard (Memphis), DE	2019-21
- <b>Awosika, Kayode (Buffalo), G/T</b>	<b>2021-</b>
- Ayers, Marvin † (Grambling), DE	1987
- Bahr, Matt (Penn State), K	1993
- Bailey, David (Oklahoma State), DE	1990
- Bailey, Eric † (Kansas State), TE	1987
- Bailey, Howard (Tennessee), T	1935
- Bailey, Tom (Florida State), B	1971-74
- Bailey, Victor (Missouri), WR	1993-94
- Bair, Brandon (Oregon), DE	2014-15
- Baisi, Albert (West Virginia), G	1947
- Baker, Jason (Iowa), P	2002
- Baker, John (North Carolina Central), E	1962
- Baker, Keith (Texas Southern), WR	1985
- Baker, Ron (Oklahoma State), G	1980-88
- Baker, Sam (Oregon State), K	1964-69
- Baker, Tony (Iowa State), B	1971-72
- Baldinger, Brian (Duke), G	1992-93
- Ballman, Gary (Michigan State), E	1967-72
- Banas, Stephen (Notre Dame), B	1935
- Banducci, Bruno (Stanford), G	1944-45
- Banta, Jack (USC), B	1941, '44-45
- Barber, Shawn (Richmond), LB	2002, '06
- Barbre, Allen (Missouri Southern State), G/T	2013-16
- Barker, Bryan (Santa Clara), P	1994
- Barkley, Matt (USC), QB	2013-14
- Barlow, Corey (Auburn), CB	1992-94
- Barner, Kenjon (Oregon), RB	2015-16, '17
- Barnes, Antwan (Florida International), DE	2010
- Barnes, Bill (Wake Forest), B	1957-61
- Barnes, Larry (Tennessee State), FB	1978-79
- Barnes, Walter (LSU), G	1948-51
- <b>Barnett, Derek (Tennessee), DE</b>	<b>2017-</b>
- Barnett, Fred (Arkansas State), WR	1990-95
- Barnhardt, Dan (Centenary), B	1934
- Barni, Roy (San Francisco), B	1954-55
- Barnum, Len (West Virginia Wesleyan), B	1940-42
- Barr, Stephen (Pennsylvania), WR	1965
- Bartholomew, Sam (Tennessee), B	1941
- Bartlett, Doug (Northern Illinois), LB	1988
- Bartley, Ephesians (Florida), LB	1992
- Bartrum, Mike (Marshall), TE/LS	2000-06
- Barwin, Connor (Cincinnati), LB/DE	2013-16
- Basca, Nick (Villanova), B	1941
- Baskett, Hank (New Mexico), WR	2006-10
- Bassi, Dick (Santa Clara), G	1940
- Bassman, Herman (Ursinus), B	1936
- Battaglia, Matt † (Louisville), LB	1987
- Baughan, Maxie (Georgia Tech), LB	1960-65
- Bauman, Alfred (Northwestern), T	1947
- Bausby, De'Vante (Pittsburg State), CB	2018
- Bausch, Frank (Kansas), C	1940-41
- Bavaro, Mark (Notre Dame), TE	1993-94
- Bawel, Bibbles (Evansville), B	1952, '55-56
- Baze, Winford (Texas Tech), B	1937
- Beach, Pat (Washington State), TE	1992
- Beals, Shawn (Idaho State), WR/KR	1988
- Beatty, Will (Connecticut), T	2017
- Beaver, Jim (Florida), G	1962
- Beckles, Ian (Indiana), G	1997-98
- Bednarik, Chuck (Pennsylvania), C/LB	1949-62
- Beisler, Randy (Indiana), DE	1966-68
- Bell, Demetress (Northwestern State), T	2012
- Bell, Eddie (Pennsylvania), B	1955-58
- Bell, Joique (Wayne State), RB	2010
- Bell, Mike (Arizona), RB	2010
- Bell, Todd (Ohio State), LB	1988-89
- Bellamy, Mike (Illinois), WR	1990
<b>Player (College), Position</b>	<b>Years</b>
<b>B</b> Babin, Jason (Western Michigan), DE	2009, '11-12
- Bachie, Joe (Michigan State), LB	2020



- Bellamy, Victor † (Syracuse), CB.....	1987
- Bello, B.J. (Illinois State), LB.....	2018
- Bendross, Jesse † (Alabama), WR.....	1987
- Benn, Arrelious (Illinois), WR.....	2013
- Bennett, Michael (Texas A&M), DE.....	2018
- Benson, Harry (Western Maryland), G.....	1935
- Berger, Mitch (Colorado), P.....	1994
- Bergey, Bill (Arkansas State), LB.....	1974-80
- Berry, Dan (California), B.....	1967
- Berzinski, Willie (Wisconsin-LaCrosse), B.....	1956
- Betterson, James (North Carolina), RB.....	1977-78
- Bielski, Dick (Maryland), B.....	1955-59
- Bieniemy, Eric (Colorado), RB.....	1999
- Biggers, E.J. (Western Michigan), CB.....	2015
- Binotto, John (Duquesne), B.....	1942
- Bishop, Blaine (Ball State), SS.....	2002
- Bjorklund, Robert (Minnesota), C.....	1941
- Black, Michael (Sacramento State), T/G.....	1986
- Blackmore, Richard (Mississippi State), CB.....	1979-82
- Blaine, Ed (Missouri), G.....	1963-66
- Blake, Jeff (East Carolina), QB.....	2004
- Bleamer, Jeff (Penn State), T.....	1975-76
- Bleeker, Mel (USC), B.....	1944-46
- Bloom, Jeremy (Colorado), WR.....	2006
- Blount, LeGarrette (Oregon), RB.....	2017
- Blue, Luther (Iowa State), WR.....	1980
- Blye, Ron (Notre Dame), RB.....	1969
- Boatswain, Harry (New Haven, G/T).....	1995, '97
- Boedecker, William (DePaul), B.....	1950
- Bogren, Vince (New Mexico), E.....	1944
- Bolden, Gary † (Southwestern Oklahoma State), DT.....	1987
- Boniol, Chris (Louisiana Tech), K.....	1997-98
- Booker, Lorenzo (Florida State), RB.....	2008
- Booty, John (TCU), DB.....	1991-92
- Boryla, Mike (Stanford), QB.....	1974-76
- Bostic, James (Auburn), RB.....	1998-99
- Bostic, Jason (Georgia Tech), CB.....	1999-2000
- Bougness, Lee (Louisville), B.....	1970-73
- Bouie, Kevin (Mississippi State), RB.....	1995-96
- Bova, Tony (Saint Francis), E.....	1943
- Bowman, Kevin † (San Jose State), WR.....	1987
- Boykin, Brandon (Georgia), CB.....	2012-14
- Boykin, Deral (Louisville), S.....	1996
- Bradford, Sam (Oklahoma), QB.....	2015
- Bradham, Nigel (Florida State), LB.....	2016-19
- Bradley, Bill (Texas), FS.....	1969-76
- Bradley, Carlos † (Wake Forest), LB.....	1987
- Bradley, Harold (Iowa), G.....	1958
- <b>Bradley, Shaun (Temple), LB.....</b>	<b>2020-</b>
- Bradley, Stewart (Nebraska), LB.....	2007-10
- Brady, Rickey (Oklahoma), TE.....	1995
- Braman, Bryan (West Texas A&M), LB/DE.....	2014-16, '17
- Bredice, John (Boston University), E.....	1956
- Brennan, Leo (Holy Cross), T.....	1942
- Brewer, Jack (Minnesota), S.....	2005
- Brewer, John (Louisville), B.....	1952-53
- Brian, William (Gonzaga), T.....	1935-36
- Bridges, Jeremy (Southern Mississippi), T/G.....	2003
- Brister, Bubby (Northeast Louisiana), QB.....	1993-94
- Britt, Rankin (Texas A&M), E.....	1939
- Brodnicki, Chuck (Temple), T.....	1934
- Brooks, Barrett (Kansas State), T.....	1995-98
- Brooks, Brandon (Miami (OH)), G.....	2016-21
- Brooks, Clifford (Tennessee State), DB.....	1975-76
- Brooks, Ron (LSU), CB.....	2016

- Brooks, Terrence (Florida State), S.....	2016
- Brooks, Tony (Notre Dame), RB.....	1992-93
- Brookshier, Tom (Colorado), B.....	1953, '56-61
- Broughton, Luther (Furman), TE.....	1997, '99-00
- Brown, Aaron (Ohio State), LB.....	1985
- Brown, Bob (Nebraska), T.....	1964-68
- Brown, Bryce (Kansas State), RB.....	2012-13
- Brown, Cedrick (Washington), CB.....	1987
- Brown, David † (Miami (OH)), LB.....	1987
- Brown, Deauntae (Central State (OH)), CB.....	1997
- Brown, Fred (Miami (FL)), LB.....	1967-69
- Brown, Greg (Kansas State), DE.....	1981-86
- Brown, Jamon (Louisville), G.....	2020
- Brown, Jerome (Miami (FL)), DT.....	1987-91
- Brown, Na (North Carolina), WR.....	1999-2001
- Brown, Reggie (Georgia), WR.....	2005-09
- Brown, Reggie † (Oregon), RB.....	1987
- Brown, Ronnie (Auburn), RB.....	2011
- Brown, Sheldon (South Carolina), CB.....	2002-09
- Brown, Thomas (Baylor), DE.....	1980
- Brown, Timmy (Ball State), B.....	1960-67
- Brown, Willie (USC), FL.....	1966
- Brown, Zach (North Carolina), LB.....	2019
- Brumm, Don (Purdue), DE.....	1970-71
- Brunski, Andrew (Temple), C.....	1943
- Brutley, Daryon (Northern Iowa), CB.....	2003
- Bryant, Bill (Grambling), CB.....	1978
- Brzezinski, Doug (Boston College), G.....	1999-2002
- Buckhalter, Correll (Nebraska), RB.....	2001-08
- Buckley, Eldra (Tennessee-Chattanooga), RB.....	2009-10
- Budd, Frank (Villanova), E.....	1962
- Bukant, Joe (Washington-St. Louis), B.....	1938-40
- Bulaich, Norm (TCU), RB.....	1973-74
- Bull, Ron (Baylor), B.....	1971
- Bunkley, Brodrick (Florida State), DT.....	2006-10
- Bunting, John (North Carolina), LB.....	1972-82
- Burgess, Derrick (Mississippi), LB/DE.....	2001-04, '10
- Burk, Adrian (Baylor), QB.....	1951-56
- Burke, Mark (West Virginia), DB.....	1976
- Burks, Dialleo (Eastern Kentucky), WR.....	1996
- Burnett, Deontay (USC), WR.....	2019-20
- Burnette, Tom (North Carolina), B.....	1938
- Burnham, Lem (U.S. International), DE.....	1977-80
- Burnine, Hank (Missouri), E.....	1956-57
- Burroughs, Don (Colorado State), B.....	1960-64
- Burton, Trey (Florida), TE.....	2014-17
- Bushby, Thomas (Kansas State), B.....	1935
- Buss, Art (Michigan State), T.....	1936-37
- Butler, Bob (Kentucky), G.....	1962
- Butler, Hakeem (Iowa State), TE.....	2020
- Butler, John (Tennessee), B.....	1943, '45
- Byars, Keith (Ohio State), RB.....	1986-92
- Byrne, Bill (Boston College), G.....	1963

**Player (College), Position**

**Years**

<b>C</b> Cabrelli, Larry (Colgate), E.....	1941-47
- Caesar, Ivan (Boston College), LB.....	1993
- Caffey, Lee Roy (Texas A&M), LB.....	1963
- Cagle, Jim (Georgia), DT.....	1974
- Cahill, Dave (Northern Arizona), DT.....	1966
- Caldwell, Mike (Middle Tennessee State), LB.....	1998-2001
- Calhoun, Don (Kansas State), RB.....	1982
- Calicchio, Lonny (Mississippi), K.....	1997
- Calloway, Ernie (Texas Southern), DT.....	1969-72
- Calvin, Jorrick (Troy), CB.....	2010



- Campbell, Glenn (Emporia State), E.....	1935
- Campbell, Marion (Georgia), T.....	1956-61
- Campbell, Stan (Iowa State), G.....	1959-61
- Campbell, Tommy (Iowa State), DB.....	1976
- Campfield, Billy (Kansas), RB.....	1978-82
- Campion, T.J. (Southeastern Louisiana), T.....	1947
- Canale, Rocco (Boston College), G.....	1943-45
- Carmichael, Roc (Virginia Tech), CB.....	2013-14
- Carmichael, Harold (Southern), WR.....	1971-83
- Carollo, Joe (Notre Dame), T.....	1969-70
- Carpe, Joe (Millikin), T.....	1933
- Carpenter, Rob (Syracuse), WR.....	1995
- Carr, Earl (Florida), RB.....	1979
- Carr, Jim (Charleston), B.....	1959-63
- Carrioccio, Russ (Virginia), G.....	1955
- Carroll, Nolan (Maryland), CB.....	2014-16
- Carroll, Terrence (Oregon State), S.....	2001
- Carson, Carlos (LSU), WR.....	1989
- Carter, Cris (Ohio State), WR.....	1987-89
- Carter, DeAndre (Sacramento State), WR.....	2018
- Carter, Joe (Austin), E.....	1933-40
- Case, Pete (Georgia), G.....	1962-64
- Casey, James (Rice), TE.....	2013-14
- Cassady, Howard (Ohio State), B.....	1962
- Castiglia, Jim (Georgetown), B.....	1941, '45-46
- Caterbone, Tom † (Franklin & Marshall), CB.....	1987
- Catlin, Tom (Oklahoma), LB.....	1959
- Cavanaugh, Matt (Pittsburgh), QB.....	1986-89
- Caver, Quinton (Arkansas), LB.....	2001-02
- Celek, Brent (Cincinnati), TE.....	2007-17
- Cemore, Tony (Creighton), G.....	1941
- Ceppetelli, Gene (Villanova), C.....	1968-69
- <b>Chachere, Andre (San Jose State), DB.....</b>	<b>2021-</b>
- Chalenski, Mike (UCLA), DE.....	1993-95
- Chaney, Jamar (Mississippi State), LB.....	2010-12
- Chapura, Dick (Missouri), DT.....	1990
- Cheek, Louis (Texas A&M), T.....	1990
- Cherry, Je'Rod (California), S.....	2000
- Cherundolo, Chuck (Penn State), C.....	1940
- Chesley, Al (Pittsburgh), LB.....	1979-82
- Chesson, Wes (Duke), WR.....	1973-74
- Christensen, Jeff (Eastern Illinois), QB.....	1984-85
- Chung, Patrick (Oregon), S.....	2013
- Chuy, Don (Clemson), G.....	1969
- Cifelli, Gus (Notre Dame), T.....	1954
- Clark, Al (Eastern Michigan), CB.....	1976
- Clark, Algy (Ohio State), B.....	1934
- Clark, Jeremy (Alabama), DT.....	2010
- <b>Clark, Le'Raven (Texas Tech), T.....</b>	<b>2021-</b>
- Clark, Mike (Texas A&M), K/E.....	1963
- Clark, Willie (Notre Dame), CB.....	1997
- Clarke, Adrien (Ohio State), G.....	2004-05
- Clarke, Ken (Syracuse), DT.....	1978-87
- Clayton, Don ( <i>no college</i> ), T.....	1936
- Clayton, Keenan (Oklahoma), LB.....	2010-11
- Clement, Corey (Wisconsin), RB.....	2017-20
- Clemons, Chris (Georgia), DE.....	2008-09
- Clemons, Topper † (Wake Forest), RB.....	1987
- Cobb, Garry (USC), LB.....	1985-87
- Cody, Bill (Auburn), LB.....	1972
- Colavito, Rocky (Wake Forest), LB.....	1975
- Cole, John (St. Joseph's (PA)), B.....	1938-40
- Cole, Nick (New Mexico State), C.....	2006-10
- Cole, Trent (Cincinnati), DE/LB.....	2005-14
- Coleman, Al (Tennessee State), DB.....	1972-73

- Coleman, Kurt (Ohio State), S.....	2010-13
- Coleman, Marco (Georgia Tech), DE.....	2003
- Collie, Bruce (Texas-Arlington), G.....	1990-91
- Colman, Wayne (Temple), DB.....	1968-69
- Combs, Bill (Purdue), E.....	1942
- Concannon, Jack (Boston College), QB.....	1964-66
- Conjar, Larry (Notre Dame), B.....	1968
- Conlin, Ray † (Ohio State), DT.....	1987
- Conner, Darion (Jackson State), DE.....	1996-97
- Considine, Sean (Iowa), S.....	2005-08
- Conti, Enio (Bucknell), G.....	1941-45
- Conwell, Joe (North Carolina), T.....	1986-87
- Cook, Leon (Northwestern), T.....	1942
- Cook, Rashard (USC), S.....	1999-2002
- Cooke, Ed (Maryland), E.....	1958
- Cooper, Evan (Michigan), DB/KR.....	1984-87
- Cooper, Louis (Western Carolina), LB.....	1993
- Cooper, Richard (Tennessee), T.....	1996-98
- Cooper, Riley (Florida), WR.....	2010-15
- Copeland, Russell (Memphis State), WR.....	1997-98
- Cornish, Frank (UCLA), C.....	1995
- Cortez, Jose (Oregon State), K.....	2005
- Coston, Zed (Texas A&M), C.....	1939
- Cothren, Paige (Mississippi), B.....	1959
- Countess, Blake (Auburn), CB.....	2020
- Couplin, Jerome (William & Mary), S.....	2014-15
- Cowher, Bill (North Carolina State), LB.....	1983-84
- Cowhig, Jerry (Notre Dame), B.....	1951
- <b>Cox, Fletcher (Mississippi State), DT/DE.....</b>	<b>2012-</b>
- Crabb, Claude (Colorado), B.....	1964-65
- Craft, Russ (Alabama), CB/HB.....	1946-53
- Crafts, Jerry (Louisville), T/G.....	1997-98
- Crawford, Charles (Oklahoma State), RB.....	1986-87
- Creech, Bob (TCU), LB.....	1971-72
- Creswell, Smiley (Michigan State), DE.....	1985
- Crews, Terry (Western Michigan), LB.....	1996
- Cronin, Bill (Boston College), E.....	1965
- Croom, Jason (Tennessee), TE.....	2020-21
- Cross, Irv (Northwestern), DB.....	1961-65, '69
- Crowe, Larry (Texas Southern), RB.....	1972
- Crutchfield, Darrel (Clemson), CB.....	2001
- Cuba, Paul (Pittsburgh), T.....	1933-35
- Culbreath, Jim (Oklahoma), FB.....	1980
- Cullars, Willie (Kansas State), DE.....	1974
- Cumby, George † (Kentucky), LB.....	1987
- Cunningham, B.J. (Michigan State), WR.....	2013
- Cunningham, Dick (Arkansas), LB.....	1973
- Cunningham, Randall (UNLV), QB.....	1985-95
- Cuppoletti, Bree (Oregon), G.....	1939-40
- Curcio, Mike (Temple), LB.....	1981-82
- Curry, Vinny (Marshall), DE.....	2012-17, '19-20
- Curtis, Kevin (Utah State), WR.....	2007-09
- Curtis, Scott (New Hampshire), LB.....	1988
- Cyprien, Johnathan (Florida International), S.....	2019

**Player (College), Position**

**Years**

<b>D</b> D'Agostino, Frank (Auburn), G.....	1956
- Daniel, Chase (Missouri), QB.....	2016
- Daniels, Tank (Harding), LB.....	2006, '08
- Darby, Byron (USC), DE/TE.....	1983-86
- Darby, Ronald (Florida State), CB.....	2017-19
- Darilek, Trey (Texas-El Paso), T/G.....	2004-05
- Darling, James (Washington State), LB.....	1997-2000
- Darwin, Matt (Texas A&M), C.....	1986-90
- Davis, Al (Tennessee State), B.....	1971-72



- Davis, Antone (Tennessee), T	1991-95
- Davis, Bob (Kentucky), B	1942
- Davis, Jason (Illinois), FB	2006
- Davis, Norm (Grambling), G	1970
- Davis, Pernell (Alabama-Birmingham), DT	1999-2000
- Davis, Robert (Georgia State), WR	2019
- Davis, Stan (Memphis State), WR	1973
- Davis, Sylvester (Geneva), B	1933
- Davis, Tanard (Miami (FL)), CB	2007
- Davis, Vern (Western Michigan), DB	1971
- Dawkins, Brian (Clemson), FS	1996-2008
- Dawson, Dale (Eastern Kentucky), K	1988
- Dean, Ted (Wichita State), B	1960-63
- DeLine, Steve (Colorado State), K	1989
- Dellenbach, Jeff (Wisconsin), G/C	1999
- DeLucca, Jerry (Middle Tennessee State), T	1959
- Demas, George (Washington & Jefferson), G	1933
- Demps, Quintin (Texas-El Paso), FS	2008-09
- Dempsey, Jack (Bucknell), T	1934, '37
- Dempsey, Tom (Palomar Junior College), K	1971-74
- Dennard, Mark (Texas A&M), C	1984-85
- Dent, Richard (Tennessee State), DE	1997
- DeSantis, Dan (Niagara), B	1941
- Detmer, Koy (Colorado), QB	1997-2006
- Detmer, Ty (BYU), QB	1996-97
- DeVan, Kyle (Oregon State), G	2011
- DeVaughn, Dennis (Bishop), DB	1982-83
- Dial, Alan (UCLA), DB	1989
- Dial, Benjy (Eastern New Mexico), B	1967
- Diaz-Infante, David (San Jose State), G	1999
- Dickerson, Kori (USC), TE	2003
- <b>Dickerson, Landon (Alabama), OL</b>	<b>2021-</b>
- DiFilippo, Dave (Villanova), G	1941
- <b>Dillard, Andre (Washington State), T</b>	<b>2019-</b>
- Dimmick, Tom (Houston), T	1956
- Dimry, Charles (UNLV), CB	1997
- Dingle, Nate (Cincinnati), LB	1995
- DiRenzo, Danny ( <i>no college</i> ), P	1948
- Dirks, Mike (Wyoming), G	1968-71
- Disend, Leo (Albright), T	1943
- Ditka, Mike (Pittsburgh), E	1967-68
- Dixon, Al (Iowa State), TE	1983
- Dixon, Antonio (Miami (FL)), DT	2009-12
- Dixon, Floyd (Stephen F. Austin), WR	1992
- Dixon, Ronnie (Cincinnati), DT	1995-96
- Dixon, Zachary (Temple), RB	1980
- Dobbins, Herb (San Diego State), T	1974
- Dogins, Kevin (Texas A&M-Kingsville), G/C	2003
- Dorenbos, Jon (Texas-El Paso), LS	2006-16
- Dorow, Al (Michigan State), B	1957
- Dorsey, Dean (Toronto), K	1988
- Doss, Noble (Texas), B	1947-48
- Douglas, Dameane (California), WR	1999-2002
- Douglas, Hugh (Central State (OH)), LB/DE	1998-2002, '04
- Douglas, Merrill (Utah), B	1962
- Douglas, Otis (William & Mary), T	1946-49
- Douglas, Rasul (West Virginia), CB	2017-19
- Dow, Woody (West Texas A&M), B	1938-40
- Dowda, Harry (Wake Forest), B	1954-55
- Doyle, Ted (Nebraska), T	1943
- Drake, Joe (Arizona), DT	1985
- Drake, Troy (Indiana)	1995-97
- <b>Driscoll, Jack (Auburn), T/G</b>	<b>2020-</b>
- Drummond, Robert (Syracuse), RB	1989-91
- Duckworth, Bobby (Arkansas), WR	1986

- Dudley, Paul (Arkansas), B	1963
- Dumbauld, John (Kentucky), DE	1987-88
- Duncan, Rick (Eastern Montana), K	1968
- Dunek, Ken (Memphis State), TE	1980
- Dunlap, King (Auburn), T	2008-12
- Dunn, Jason (Eastern Kentucky), TE	1996-98
- Dunstan, Bill (Utah State), DT	1973-76
- Durko, John (Albright), E	1944

**Player (College), Position**

**Years**

<b>E</b> Eckel, Kyle (Navy), FB	2008
- Edwards, Anthony (New Mexico Highlands), WR	1989-90
- Edwards, Herman (San Diego State), DB	1977-85
- <b>Edwards, T.J. (Wisconsin), LB</b>	<b>2019-</b>
- Edwards, Trent (Stanford), QB	2012
- Ehlers, Tom (Kentucky), LB	1975-77
- Eibner, John (Kentucky), T	1941-42, '46
- Eiden, Ed (Scranton), B	1944
- Elewonibi, Moe (BYU), T	1995
- Ellerbe, Dannel (Georgia), LB	2017
- <b>Elliott, Jake (Memphis), K</b>	<b>2017-</b>
- Ellis, Alex (Tennessee), TE	2019
- Ellis, Drew (TCU), T	1938-40
- Ellis, Ray (Ohio State), S	1981-85
- <b>Ellis, Christian (Idaho), LB</b>	<b>2021-</b>
- Ellstrom, Swede (Oklahoma), B	1934
- Elston, Trae (Mississippi), S	2017
- Emanuel, Charles (West Virginia), S	1997
- Emelianchik, Pete (Richmond), E	1967
- Emmons, Carlos (Arkansas State), LB	2000-03
- Emmons, Franklin (Oregon), B	1940
- Ena, Justin (BYU), LB	2002-03, '05
- Engles, Rick (Tulsa), P	1978
- Enke, Fred (Arizona), B	1952
- Ephraim, Alonzo (Alabama), C	2003-04
- <b>Epps, Marcus (Wyoming), S</b>	<b>2019-</b>
- Erdlitz, Richard (Northwestern), B	1942, '45
- Ertz, Zach (Stanford), TE	2013-21
- Estes, Larry (Alcorn A&M), DE	1972
- Evans, Byron (Arizona), LB	1987-94
- Evans, Donald (Winston-Salem State), DE	1988
- Evans, Mike (Boston College), C	1968-73
- Evans, Randall (Kansas State), CB	2015
- Everett, Eric (Texas Tech), CB	1988-89
- Everett, Major (Mississippi College), FB	1983-85
- Everitt, Steve (Michigan), C	1997-99

**Player (College), Position**

**Years**

<b>F</b> Fagioli, Carl ( <i>no college</i> ), G	1944
- Farmer, Ray (Duke), LB	1996-98
- Farragut, Ken (Mississippi), C	1951-54
- Fazio, Ron † (Maryland), TE	1987
- Feagles, Jeff (Miami (FL)), P	1990-93
- Feather, Tiny (Kansas State), B	1933
- Feehery, Gerry (Syracuse), C/G	1983-87
- Feeley, A.J. (Oregon), QB	2001-03, '06-08
- Felber, Nip (North Dakota), E	1933
- Feller, Happy (Texas), K	1971
- Fencel, Dick (Northwestern), E	1933
- Ferko, Fritz (West Chester), G	1937-38
- Ferrante, Jack ( <i>no college</i> ), E	1941, '44-50
- Ferrara, Frank (Rhode Island), DE	2003
- Ferris, Neil (Loyola (CA)), B	1952
- Fiedler, Bill (Pennsylvania), G	1938
- Fiedler, Jay (Dartmouth), QB	1994-95



- Field, Richard (no college), G.....	1939-40
- Finn, Mike (Arkansas-Pine Bluff), T.....	1994
- Finneran, Brian (Villanova), WR.....	1999
- Fitzgerald, Mickey (Virginia Tech), FB.....	1981
- Fitzkee, Scott (Penn State), WR.....	1979-80
- Flanigan, Jim (Notre Dame), DT.....	2003
- Fletcher, Bradley (Iowa), CB.....	2013-14
- Flores, Mike (Louisville), DT.....	1991-94
- Floyd, Eric (Auburn), G.....	1992-93
- Fogle, DeShawn (Kansas State), LB.....	1997
- Fokou, Moise (Maryland), LB.....	2009-11
- Foles, Nick (Arizona), QB.....	2012-14, '17-18
- Folsom, Steve (Utah), TE.....	1981
- Fontenot, Chris (McNeese State), TE.....	1998
- Ford, Carl (Toledo), WR.....	2005
- Ford, Charles (Houston), DB.....	1974
- Ford, Fredric (Mississippi Valley State), CB.....	1997
- Ford, Rudy (Auburn), S.....	2019-20
- Fort, L.J. (Northern Iowa), LB.....	2019
- Foules, Elbert (Alcorn State), CB.....	1983-87
- Fox, Dustin (Ohio State), CB.....	2006
- Fox, Terry (Miami (FL)), B.....	1941, '45
- Frahm, Dick (Nebraska), B.....	1935
- Fraley, Hank (Robert Morris), C/G.....	2000-05
- France, Todd (Toledo), K.....	2005
- Frank, Joseph (Georgetown), T.....	1941, '43
- Franklin, Cleveland (Baylor), RB.....	1977-78
- Franklin, Tony (Texas A&M), K.....	1979-83
- Franks, Dennis (Michigan), C.....	1976-78
- Frazier, Derrick (Texas A&M), CB.....	1993-95
- Freeman, Antonio (Virginia Tech), WR.....	2002
- Freeman, Bob (Auburn), B.....	1960-61
- Frey, Glenn (Temple), B.....	1936-37
- Friedlund, Bob (Michigan State), E.....	1946
- Friedman, Bob (Washington), G.....	1944
- Fritts, George (Clemson), T.....	1945
- Fritz, Ralph (Michigan), G.....	1941
- Fritzsche, Jim (Purdue), T/G.....	1983
- Frizzell, Williams (North Carolina Central), S.....	1986-90, '92-93
- Fryar, Irving (Nebraska), WR.....	1996-98
- Fulgham, Travis (Old Dominion), WR.....	2020
- Fuller, Frank (Kentucky), T.....	1963
- Fuller, James (Portland State), S.....	1996
- Fuller, William (North Carolina), DE.....	1994-96
- Furio, Dominic (UNLV), C.....	2004

**Player (College), Position**

**Years**

<b>G</b> Gabbard, Steve (Florida State), T.....	1989
- Gabriel, Roman (North Carolina State), B.....	1973-77
- <b>Gainwell, Kenneth (Memphis), RB.....</b>	<b>2021-</b>
- Gaither, Omar (Tennessee), LB.....	2006-10
- Gambold, Bob (Washington State), B.....	1953
- Gaona, Bob (Wake Forest), T.....	1957
- Garcia, Jeff (San Jose State), QB.....	2006, '09
- Gardner, Andrew (Georgia Tech), T.....	2014-15
- Gardner, Barry (Northwestern), LB.....	1999-2002
- Garner, Charlie (Tennessee), RB.....	1994-98
- Garrity, Gregg (Penn State), WR.....	1984-89
- Gary, Russell (Nebraska), DB.....	1986
- Gasperson, Michael (San Diego), WR.....	2007
- Gauer, Charles (Colgate), E.....	1943-45
- Gay, Blenda (Fayetteville State), DE.....	1975-76
- Geathers, Clifton (South Carolina), DE.....	2013
- George, Ed (Wake Forest), T.....	1976-78
- George, Raymond (USC), T.....	1940

- Gerber, Woody (Alabama), G.....	1941-42
- Gerhard, Chris † (East Stroudsburg), FS.....	1987
- Gerhart, Tom (Ohio), DB.....	1992
- Gerry, Nathan (Nebraska), LB.....	2017-20
- Gersbach, Carl (West Chester), LB.....	1970
- Ghecas, Lou (Georgetown), B.....	1941
- Giammona, Louie (Utah State), RB.....	1978-82
- Giancanelli, Hal (Loyola (CA)), B.....	1953-56
- Giannelli, Mario (Boston College), G.....	1948-51
- Gibbs, Pat (Lamar), DB.....	1972
- Gibron, Abe (Purdue), G.....	1956-57
- Gibson, Brandon (Washington State), WR.....	2009
- Gibson, Mike (California), G.....	2008
- Gibson, Shelton (West Virginia), WR.....	2017-18, '19
- Giddens, Frank (New Mexico), T.....	1981-82
- Giddens, Wimpley (Louisiana Tech), T.....	1938
- Gilbert, Lewis (Florida), TE.....	1980
- Giles, Jimmie (Alcorn State), TE.....	1987-89
- Gill, Roger (Texas Tech), B.....	1964-65
- Gilmore, Jim (Ohio State), T.....	1986
- Gilyard, Mardy (Cincinnati), WR.....	2012
- Ginney, Jerry (Santa Clara), G.....	1940
- Glass, Glenn (Tennessee), B.....	1964-65
- Gloden, Fred (Tulane), B.....	1941
- Glover, Rich (Nebraska), DT.....	1975
- Gocong, Chris (Cal Poly-San Luis Obispo), LB.....	2006-09
- Goebel, Brad (Baylor), QB.....	1991
- <b>Goedert, Dallas (South Dakota State), TE.....</b>	<b>2018-</b>
- Golden, Tim (Florida), LB.....	1985
- Goldston, Ralph (Youngstown State), B.....	1952, '54-55
- Golic, Mike (Notre Dame), DT.....	1987-92
- Gollomb, Rudy (Carroll (WI)), G.....	1936
- Gonya, Robert (Northwestern), T.....	1933-34
- Goode, John (Youngstown State), TE.....	1985
- Goode, Najee (West Virginia), LB.....	2013-17
- Goode, Rob (Texas A&M), B.....	1955
- Goodwin, Marvin (UCLA), FS.....	1994
- Goodwin, Ron (Baylor), E.....	1963-68
- Gordon, Dillon (LSU), G.....	2016
- Gordon, Lamar (North Dakota State), RB.....	2005
- Gorecki, Chuck † (Boston College), LB.....	1987
- Gossage, Gene (Northwestern), E.....	1960-62
- Gouveia, Kurt (BYU), LB.....	1995
- <b>Gowan, Tay (Central Florida), CB.....</b>	<b>2021-</b>
- Graf, Kevin (USC), OL.....	2014
- <b>Graham, Brandon (Michigan), DE/LB.....</b>	<b>2010-</b>
- Graham, Corey (New Hampshire), S.....	2017-18
- Graham, Dave (Virginia), T.....	1963-69
- Graham, Jeff (Ohio State), WR.....	1998
- Graham, Lyle (Richmond), C.....	1941
- Graham, Nick (Tulsa), CB.....	2007
- Graham, Tom (Temple), G.....	1935
- Grant, Bud (Minnesota), E.....	1951-52
- Grant, Otis † (Michigan State), WR.....	1987
- Grasmanis, Paul (Notre Dame), DT.....	2000-05
- Gratz, Dwayne (Connecticut), CB.....	2016
- Graves, Ray (Tennessee), C.....	1942-43, '46
- Gray, Cecil (North Carolina), G/DT.....	1990-91
- Gray, Jim (Toledo), B.....	1967
- Gray, Mel (Purdue), KR/RB.....	1997
- Green, Donnie (Purdue), T.....	1977
- Green, Jamaal (Miami (FL)), DE.....	2003-04
- Green, John (Tulsa), E.....	1947-51
- Green, Roy (Henderson State), WR.....	1991-92
- Green-Beckham, Dorial (Oklahoma), WR.....	2016



- Gregg, Kelly (Oklahoma), DT..... 1999-2000
- Gregory, Ken (Whittier), E..... 1962
- Griffin, Don (Middle Tennessee State), CB..... 1996
- Griffin, Jeff † (Utah), CB..... 1987
- Griggs, Anthony (Ohio State), LB..... 1982-85
- Grooms, Elois † (Tennessee Tech), DE..... 1987
- Gros, Earl (LSU), B..... 1964-66
- Grossman, Burt (Pittsburgh), DE..... 1994
- Grugjer-Hill, Kamu (Eastern Illinois), LB..... 2016-19
- Grymes, Aaron (Idaho), CB..... 2016
- Gudd, Leonard (Temple), E..... 1934
- Gude, Henry (Vanderbilt), G..... 1946
- Guglielmi, Ralph (Notre Dame), QB..... 1963
- Guillory, Tony (Lamar), LB..... 1969
- Gunn, Mark (Pittsburgh), DL..... 1995-96
- Gunnels, Riley (Georgia), T..... 1960-64

- Harrison, Bob (Oklahoma), LB..... 1962-63
- Harrison, Dennis (Vanderbilt), DE..... 1978-84
- Harrison, Granville (Mississippi State), E..... 1941
- Harrison, Jerome (Washington State), RB..... 2010
- Harrison, Tyreo (Notre Dame), LB..... 2002-03
- Hart, Clinton (Central Florida C.C.), S..... 2003-04
- Hart, Dick (no college), G..... 1967-71
- Hart, Taylor (Oregon), DL/OL..... 2014-16, '17
- Hartman, Fred (Rice), T..... 1948
- Harvey, Richard (Jackson State), DB..... 1970
- Haskins, Jon (Stanford), LB..... 1998
- Hasselbeck, Tim (Boston College), QB..... 2002
- Hauck, Tim (Montana), SS..... 1999-2002
- Havili, Stanley (USC), FB..... 2012
- Hawkins, Ben (Arizona State), FL..... 1966-73
- Hawkins, Josh (East Carolina), CB..... 2018
- Hawkinson, Tanner (Kansas), G/T..... 2015
- Hayden, Aaron (Tennessee), RB..... 1998
- Hayden, Ken (Arkansas), C..... 1942
- Hayes, Ed (Morgan State), DB..... 1970
- Hayes, Joe (Central Oklahoma), WR/KR..... 1984
- Haymond, Alvin (Southern), B..... 1968
- Heath, Jo Jo (Pittsburgh), DB..... 1981
- Hebron, Vaughn (Virginia Tech), RB..... 1993-95
- Heck, Ralph (Colorado), LB..... 1963-65
- Hector, Bruce (South Florida), DT..... 2018, '19
- Hegamin, George (North Carolina State), G/T..... 1998
- Heller, Ron (Penn State), T..... 1988-92
- Henderson, Jerome (Clemson), CB..... 1995
- Henderson, Zac (Oklahoma), S..... 1980
- Hendrickson, Steve (California), LB..... 1995
- Henery, Alex (Nebraska), K..... 2011-13
- Henry, Chas (Florida), P..... 2011-12
- Henry, Maurice (Kansas State), LB..... 1990
- Henry, Wally (UCLA), WR..... 1977-82
- Henson, Gary (Colorado), E..... 1963
- Herbig, Nate (Stanford), G..... 2019-21
- Herremans, Todd (Saginaw Valley State), G/T..... 2005-14
- Herrod, Jeff (Mississippi), LB..... 1997
- Hershey, Kirk (Cornell), E..... 1941
- Hertel, Rob (USC), QB..... 1980
- Hester, Treyvon (Toledo), DT..... 2018
- Hewitt, Bill (Michigan), E..... 1936-39, '43
- Hicks, Artis (Memphis), G/T..... 2002-05
- Hicks, Jordan (Texas), LB..... 2015-18
- Higgins, Tom (North Carolina), T..... 1954-55
- Higgs, Mark (Kentucky), RB..... 1989
- **Hightower, John (Boise State), WR..... 2020-**
- Hill, Fred (USC), E..... 1965-71
- Hill, King (Rice), B..... 1961-68
- Hill, P.J. (Wisconsin), RB..... 2009
- Hinkle, Jack (Syracuse), B..... 1941-47
- Hix, Billy (Arkansas), E..... 1950
- Hoage, Terry (Georgia), S..... 1986-90
- Hoague, Joe (Colgate), B..... 1943
- Hobbs, Bill (Texas A&M)..... 1969-71
- Hobbs, Ellis (Iowa State), CB..... 2009-10
- Hodges, Reggie (Ball State), P..... 2005
- Hogan, Mike (Tennessee-Chattanooga), FB..... 1976-78, '80
- Holcomb, William (Texas Tech), T..... 1937
- Hollins, Mack (North Carolina), WR..... 2017-19
- Holly, Bob (Princeton), QB..... 1984
- Holmes, Lester (Jackson State), G..... 1993-96
- Holyfield, Elijah (Georgia), RB..... 2019-20
- Hood, Roderick (Auburn), CB..... 2003-06

<b>Player (College), Position</b>	<b>Years</b>
<b>H</b> Hackney, Elmer (Kansas State), B.....	1940-41
- Haddix, Michael (Mississippi State), FB.....	1983-88
- Haden, Nick (Penn State), G.....	1986
- Hager, Britt (Texas), LB.....	1989-94
- Hairston, Carl (Maryland-Eastern Shore), DE.....	1976-83
- Hajek, Chuck (Northwestern), C.....	1934
- Hall, Andy (Delaware), QB.....	2005
- Hall, Chad (Air Force), WR.....	2010-11
- Hall, Daeshon (Texas A&M), DE.....	2018-20
- Hall, Deiondre' (Northern Iowa), S.....	2018
- Hall, Irv (Brown), B.....	1942
- Hall, Rhett (California), DT.....	1995-98
- Hallstrom, Ron (Iowa), G.....	1993
- Halverson, Bill (Oregon State), T.....	1942
- Halverson, Dean (Washington), LB.....	1973-76
- Hamilton, Justin (Louisiana-Lafayette), DT.....	2017
- Hamilton, Ray (Arkansas), E.....	1940
- Hamilton, Skip † (Southern), DT.....	1987
- Hamiter, Uhuru (Delaware State), DE.....	2000-01
- Hamner, Thomas (Minnesota), RB.....	2000
- Hampton, Dave (Wyoming), RB.....	1976
- Hampton, William (Murray State), CB.....	2001
- Hankton, Karl (Trinity (IL)), WR.....	1998
- Hansen, Roscoe (North Carolina), T.....	1951
- Hanson, Homer (Kansas State), C.....	1935
- Hanson, Joselio (Texas Tech), CB.....	2006-11
- Hanson, Swede (Temple), B.....	1933-37
- Harbor, Clay (Missouri State), TE.....	2010-12
- Harding, Greg † (Nicholls State), DB.....	1987
- Harding, Roger (California), C.....	1947
- Hardy, Andre (St. Mary's (CA)), RB.....	1984
- <b>Hargrave, Javon (South Carolina State), DT..... 2020-</b>	
- Hargrove, Marvin (Richmond), WR.....	1990
- Harmon, Andy (Kent State), DT.....	1991-97
- Harper, Maurice (Austin), C.....	1937-40
- Harrington, Perry (Jackson State), RB.....	1980-83
- Harris, Al (Arizona State), LB.....	1989-90
- Harris, Al (Texas A&M-Kingsville), CB.....	1998-2002
- <b>Harris, Anthony (Virginia), S..... 2021-</b>	
- Harris, Antoine (Louisville), S.....	2010
- Harris, Jim (Oklahoma), B.....	1957
- Harris, Jon (Virginia), DE.....	1997-98
- Harris, Leroy (Arkansas State), FB.....	1979-82
- Harris, Macho (Virginia Tech), S.....	2009
- Harris, Richard (Grambling), DE.....	1971-73
- Harris, Rod (Texas A&M), WR.....	1990-91
- Harris, Tim (Memphis State), DE.....	1993



- Hooks, Alvin (California State-Northridge), WR.....	1981
- Hoover, Mel (Arizona State), WR.....	1982-84
- Hopkins, Wes (Southern Methodist), FS.....	1983-93
- Horan, Mike (Long Beach State), P.....	1984-85
- Hord, Roy (Duke), G.....	1962
- Horn, Marty † (Lehigh), QB.....	1987
- Horrell, Bill (Michigan State), G.....	1952
- Hoss, Clark (Oregon), TE.....	1972
- Houston, Jameson (Baylor), CB.....	2020
- Howard, Austin (Northern Iowa), T.....	2010
- Howard, Bob (San Diego State), CB.....	1978-79
- Howard, Darren (Kansas State), DE.....	2006-09
- Howard, Jordan (Indiana), RB.....	2019, '20-21
- Howell, Lane (Grambling), T.....	1965-69
- Hoyem, Lynn (Long Beach State), G.....	1964-67
- Hoying, Bobby (Ohio State), QB.....	1996-98
- Hrabetin, Frank (Loyola (CA)), T.....	1942
- Huarte, John (Notre Dame), QB.....	1968
- Hudson, Bob (Clemson), B.....	1953-55, '57-58
- Hudson, John (Auburn), G.....	1991-95
- Huff, Josh (Oregon), WR.....	2014-16
- Huggins, Albert (Clemson), DT.....	2019
- Hughes, Brandon (Oregon State), CB.....	2010-13
- Hughes, Chuck (Texas-El Paso), FL.....	1967-69
- Hughes, William (Texas), C.....	1937-40
- Hultz, Don (Southern Mississippi), DT.....	1964-73
- Humbert, Dick (Richmond), E.....	1941, '45-49
- Humphrey, Claude (Tennessee State), DE.....	1979-81
- Hunt, Calvin (Baylor), C.....	1970
- Hunt, Phillip (Houston), DE/LB.....	2011-13
- Hunt, Tony (Penn State), RB.....	2007-08
- Hunter, Herman (Tennessee State), RB/KR.....	1985
- <b>Huntley, Jason (New Mexico State), RB.....</b>	<b>2020-</b>
- <b>Hurts, Jalen (Oklahoma), QB.....</b>	<b>2020-</b>
- Huth, Jerry (Wake Forest), G.....	1959-60
- Hutton, Tom (Tennessee), P.....	1995-98
- Huxhold, Ken (Wisconsin), G.....	1954-58
- Huzvar, John (North Carolina State), B.....	1952

**Player (College), Position**

**Years**

<b>I</b> Ignatius, James (Holy Cross), G.....	1935
- Igwenagu, Emil (Massachusetts), FB/TE.....	2012-13
- Ikegwuonu, Jack (Wisconsin), CB.....	2008
- Illman, Ted (Montana), B.....	1933
- Ingram, Cornelius (Florida), TE.....	2009
- Ingram, Mark (Michigan State), WR.....	1996
- Irvin, Willie (Florida A&M), B.....	1953

**Player (College), Position**

**Years**

<b>J</b> Jackson, Al (Georgia), CB.....	1994
- Jackson, Alonzo (Florida State), DE.....	2005
- Jackson, Bob (Alabama), B.....	1960
- Jackson, DeSean (California), WR.....	2008-13, '19-20
- Jackson, Don (North Carolina), B.....	1936
- Jackson, Earnest (Texas A&M), RB.....	1985-86
- Jackson, Greg (LSU), FS.....	1994-95
- Jackson, Harold (Jackson State), WR.....	1969-72
- Jackson, Jamaal (Delaware State), C.....	2003-11
- Jackson, Johnny (Southern), DE.....	1977
- Jackson, Keith (Oklahoma), TE.....	1988-91
- Jackson, Kenny (Penn State), WR.....	1984-88, '90-91
- Jackson, Malik (Tennessee), DT.....	2019-20
- Jackson, Marlin (Michigan), S.....	2010
- Jackson, Randy (Wichita State), RB.....	1974
- <b>Jackson, Tarron (Coastal Carolina), DE.....</b>	<b>2021-</b>

- Jackson, Trenton (Illinois), FL.....	1966
- <b>Jackson, Tyree (Buffalo), TE.....</b>	<b>2021-</b>
- Jacobs, David † (Syracuse), K.....	1987
- Jacobs, Proverb (California), T.....	1958
- Jacquet, Michael (Louisiana-Lafayette), CB.....	2020
- James, Angelo † (Sacramento State), CB.....	1987
- James, Craig (Southern Illinois), CB.....	2019-20
- James, Ronald "Po" (New Mexico State), RB.....	1972-75
- James, William (Western Illinois), CB.....	2006-07
- Janet, Ernie (Washington), T.....	1975
- Jarmoluk, Mike (Temple), T.....	1949-55
- Jarrett, Jaiquawn (Temple), S.....	2011-12
- Jarvi, Toimi (Northern Illinois), B.....	1944
- Jasper, Edward (Texas A&M), DT.....	1997-98
- Jaworski, Ron (Youngstown State), QB.....	1977-86
- Jean-Gilles, Max (Georgia), G.....	2006-10
- Jefferson, Greg (Central Florida), DE.....	1995-2000
- Jefferson, William (Mississippi State), B.....	1942
- Jeffery, Alshon (South Carolina), WR.....	2017-20
- Jelesky, Tom (Purdue), T.....	1985-86
- Jells, Dietrich (Pittsburgh), WR.....	1998-99
- Jenkins, Cullen (Central Michigan), DT.....	2011-12
- Jenkins, Izel (North Carolina State), CB.....	1988-92
- Jenkins, Justin (Mississippi State), WR.....	2005
- Jenkins, Malcolm (Ohio State), S.....	2014-19
- Jernigan, Tim (Florida State), DT.....	2017-19
- Jeter, Tommy (Texas), DT.....	1992-95
- Jiles, Dwayne (Texas Tech), LB.....	1985-89
- Johansson, Ove (Abilene Christian), K.....	1977
- Johnson, Albert (Kentucky), B.....	1942
- Johnson, Alonzo (Florida), LB.....	1986-87
- Johnson, Alvin (Hardin-Simmons), B.....	1948
- Johnson, Bill (Michigan State), DT.....	1998-99
- Johnson, Charles (Colorado), WR.....	1999-2000
- Johnson, Charlie (Colorado), DT.....	1977-81
- Johnson, Chris † (Millersville), DB.....	1987
- Johnson, Damaris (Tulsa), WR.....	2012-13
- Johnson, Dirk (Northern Colorado), P.....	2003-06
- Johnson, Don (California), B.....	1953-55
- Johnson, Dwight (Baylor), DE.....	2000
- Johnson, Eric (Washington State), DB.....	1977-78
- Johnson, Gene (Cincinnati), B.....	1959-60
- Johnson, Jay (Texas A&M-Commerce), LB.....	1969-70
- Johnson, Jimmie (Howard), TE.....	1995-98
- Johnson, Keelan (Arizona State), S.....	2013
- Johnson, KeeSean (Fresno State), WR.....	2021
- Johnson, Kevin (Texas Southern), DT.....	1995-96
- <b>Johnson, Lane (Oklahoma), T.....</b>	<b>2013-</b>
- Johnson, Lee (BYU), P.....	2002
- Johnson, Marcus (Texas), WR.....	2017
- Johnson, Maurice (Temple), TE.....	1991-94
- Johnson, Norm (UCLA), K.....	1999
- <b>Johnson, Patrick (Tulane), LB.....</b>	<b>2021-</b>
- Johnson, Reggie (Florida State), TE.....	1995
- Johnson, Ron (USC), WR.....	2011-12
- Johnson, Ron (Shippensburg), DE.....	2003
- Johnson, Ron (Long Beach State), WR.....	1985-89
- Johnson, Vaughan (North Carolina State), LB.....	1994
- Johnston, Cameron (Ohio State), P.....	2018-20
- Jonas, Don (Penn State), B.....	1962
- Jones, Barrett (Alabama), C/G.....	2015
- Jones, Brad (Colorado), LB.....	2015
- Jones, Chris T. (Miami (FL)), WR.....	1995-97
- Jones, Dhani (Michigan), LB.....	2004-06
- Jones, Don (Washington), B.....	1940



- Jones, Donnie (LSU), P.....	2013-17
- Jones, Harry (Arkansas), B.....	1967-71
- Jones, Jimmie (Miami (FL)), DT/DE.....	1997
- Jones, Joe (Tennessee State), DE.....	1974-75
- Jones, Julian (Missouri), S.....	2001-02
- Jones, Preston (Georgia), QB.....	1993
- Jones, Ray (Southern), DB.....	1970
- Jones, Sean (Georgia), S.....	2009
- Jones, Sidney (Washington), CB.....	2017-19
- Jones, Spike (Georgia), P.....	1975-77
- Jones, Tyrone (Arkansas State), DB.....	1989
- Jordan, Akeem (James Madison), LB.....	2007-12
- Jordan, Andrew (Western Carolina), TE.....	1998
- Jorgenson, Bud (Saint Mary's (CA)), T.....	1935
- Joseph, James (Auburn), RB.....	1991-94
- Joyner, Seth (Texas-El Paso), LB.....	1986-93
- Jurgensen, Sonny (Duke), QB.....	1957-63
- Juriga, Luke (Western Michigan), C.....	2020
- Justice, Winston (USC), T.....	2006-12

**Player (College), Position****Years**

<b>K</b> Kab, Vyto (Penn State), TE.....	1982-85
- Kafka, Mike (Northwestern), QB.....	2010-11
- Kalu, N.D. (Rice), DE.....	1997, '01-05
- Kane, Carl (St. Louis), B.....	1936
- Kapele, John (BYU), T.....	1962
- Kaplan, Bernie (Western Maryland), G.....	1942
- Karnofsky, Sonny (Arizona), B.....	1945
- Kasky, Ed (Villanova), T.....	1942
- Kaufusi, Steve (BYU), DE.....	1989-90
- Kavel, George (Carnegie Mellon), B.....	1934
- Kearse, Jevon (Florida), DE.....	2004-07
- Keeling, Ray (Texas), T.....	1938-39
- Keen, Rabbit (Arkansas), B.....	1937-38
- Kekeris, Jim (Missouri), T.....	1947
- <b>Kelce, Jason (Cincinnati), C.....</b>	<b>2011-</b>
- Keller, Ken (North Carolina), B.....	1956-57
- Kelley, Bob (West Texas A&M), C.....	1955-56
- Kelley, Dwight (Ohio State), LB.....	1966-72
- Kelly, Dennis (Purdue), T.....	2012-15
- Kelly, Jim (Notre Dame), E.....	1965-67
- Kelly, Joe (Washington), LB.....	1996
- Kemp, Jeff (Dartmouth), QB.....	1991
- Kendrick, Mychal (California), LB.....	2012-17
- Kenneally, George (St. Bonaventure), E.....	1933-35
- Kenney, Steve (Clemson), G.....	1980-85
- Kerrigan, Ryan (Purdue), DE.....	2021
- Kersey, Merritt (West Chester), P.....	1974-75
- Key, Wade (Southwest Texas State), G/T.....	1970-79
- Keyes, Leroy (Purdue), DB.....	1969-72
- Keys, Howard (Oklahoma State), T/C.....	1960-64
- Khayat, Ed (Tulane), T.....	1958-61, '64-65
- Killins, Adrian (Central Florida), RB.....	2020
- Kilroy, Frank (Temple), T.....	1943-55
- Kimmel, Jon (Colgate), LB.....	1985
- Kinder, Randy (Notre Dame), CB.....	1997
- King, Don (Kentucky), T.....	1956
- Kirchbaum, Kelly † (Kentucky), LB.....	1987
- Kirkland, Levon (Clemson), LB.....	2002
- Kirkman, Roger (Washington & Jefferson), B.....	1933-35
- Kirksey, Roy (Maryland-Eastern Shore), G.....	1973-74
- Kish, Ben (Pittsburgh), B.....	1942-49
- Klecko, Dan (Temple), DT/FB.....	2008
- Klingel, John (Eastern Kentucky), DE.....	1987-88
- Klopenburg, Harry (Fordham), T.....	1936

- Kmetovic, Pete (Stanford), B.....	1946
- Knapper, Jack (Ottawa (KS)), B.....	1934
- Knott, Jake (Iowa State), LB.....	2013
- Knox, Charles (St. Edmonds), T.....	1937
- Koeninger, Art (Tennessee-Chattanooga), C.....	1933
- Kolb, Kevin (Houston), QB.....	2007-10
- Kolberg, Elmer (Oregon State), B.....	1939-40
- Koman, Bill (North Carolina), LB.....	1957-58
- Konecny, Mark (Alma), RB/PR.....	1988
- Konopka, John (Temple), B.....	1936
- Kostos, Anthony (Bucknell), E.....	1933
- Kowalczyk, Walt (Michigan State), B.....	1958-59
- Kowalkowski, Scott (Notre Dame), LB.....	1991-93
- Kramer, Kent (Minnesota), E.....	1971-74
- Krause, Jonathan (Vanderbilt), WR.....	2015
- Kraynak, Rich (Pittsburgh), LB.....	1983-86
- Kreple, Keith (Iowa State), TE.....	1975-81
- Kresky, Joseph (Wisconsin), G.....	1933-35
- Krieger, Robert (Dartmouth), E.....	1941, '46
- Kriel, Emmet (Baylor), G.....	1939
- Kruger, Joe (Utah), DE.....	2013
- Kuczynski, Bert (Pennsylvania), E.....	1946
- Kullman, Mike † (Kutztown), SS.....	1987
- Kupcinet, Irv (North Dakota), B.....	1935
- Kusko, John (Temple), B.....	1936-38

**Player (College), Position****Years**

<b>L</b> Laack, Galen (Pacific), G.....	1958
- Labinjo, Mike (Michigan State), LB.....	2004-05
- Lachman, Dick ( <i>no college</i> ), B.....	1933-35
- Lainhart, Porter (Washington State), B.....	1933
- Landeta, Sean (Towson State), P.....	1999-2002, '05
- Landri, Derek (Notre Dame), DT.....	2011-12
- Landsberg, Mort (Cornell), B.....	1941
- Landsee, Bob (Wisconsin), G/C.....	1986-87
- Lang, Israel (Tennessee State), B.....	1964-68
- Lankas, James (St. Mary's (TX)).....	1942
- Lansford, Buck (Texas), T.....	1955-57
- Lapham, Bill (Iowa), C.....	1960
- Larson, Bill (Colorado State), TE.....	1978
- Latimer, Al (Clemson), CB.....	1979
- Laux, Ted (St. Joseph's (PA)), B.....	1942-44
- Lavender, Joe (San Diego State), DB.....	1973-75
- Lavergne, Damian (Louisiana Tech), T.....	2003
- Lavette, Robert (Georgia Tech), RB/KR.....	1987
- Lawrence, Kent (Georgia), WR.....	1969
- Lawrence, Reggie (North Carolina State), WR.....	1993
- Laws, Trevor (Notre Dame), DT.....	2008-11
- Lawson, Gerard (Oregon State), CB.....	2010
- Lazetich, Pete (Stanford), DT.....	1976-77
- Le Bel, Harper (Colorado State), TE.....	1990
- Leathers, Milton (Georgia), G.....	1933
- LeBlanc, Cre'Von (Florida Atlantic), CB.....	2018-20
- Lechthaler, Roy (Lebanon Valley), G.....	1933
- Ledbetter, Toy (Oklahoma A&M), B.....	1950, '53-55
- Lee, Amp (Florida State), RB.....	2000
- Lee, Bernie (Villanova), B.....	1938
- Lee, Byron (Ohio State), LB.....	1986-87
- Leggett, Scott † (Central State (OH)), G.....	1987
- LeJeune, Norman (LSU), S.....	2003
- LeMaster, Frank (Kentucky), LB.....	1974-83
- Leonard, Jim (Notre Dame), B.....	1934-37
- Leshinski, Ron (Army), TE.....	1999
- Levanites, Stephen (Boston College), T.....	1942
- Levens, Dorsey (Georgia Tech), RB.....	2002, '04





- Lewis, Chad (BYU), TE.....	1997-2005
- Lewis, Dion (Pittsburgh), RB.....	2011-12
- Lewis, Greg (Illinois), WR.....	2003-08
- Lewis, Joe (Compton C.C.), T.....	1962
- Lewis, Michael (Colorado), S.....	2002-06
- Lewis, Ryan (Pittsburgh), CB.....	2019
- Lewis, Thad (Duke), QB.....	2015
- Leyendecker, Tex (Vanderbilt), T.....	1933
- Lilly, Sammy (Georgia Tech), DB.....	1989-90
- Lince, Dave (North Dakota), TE.....	1966-67
- Lindley, Trevard (Kentucky), CB.....	2010
- Lindsog, Vic (Stanford), C.....	1944-51
- Lio, Augie (Georgetown), G.....	1946
- Lipski, John (Temple), C.....	1933-34
- Liske, Pete (Penn State), QB.....	1971-72
- Litter, Greg † (Iowa), DE.....	1987
- Little, Dave (Middle Tennessee State), TE.....	1985-89
- Lloyd, Dave (Georgia), LB/K.....	1963-70
- Lloyd, Greg (Connecticut), LB.....	2011
- Lofton, James (Stanford), WR.....	1993
- Logan, Bennie (LSU), DT.....	2013-16
- Logan, Randy (Michigan), S.....	1973-83
- Long, Chris (Virginia), DE.....	2017-18
- Long, Matt † (San Diego State), C.....	1987
- Long, Travis (Washington State), LB.....	2014-15
- Looney, Don (TCU), E.....	1940
- Lou, Ron (Arizona State), C.....	1975
- Louderback, Tom (San Jose State), LB.....	1958-59
- <b>Lovato, Rick (Old Dominion), LS.....</b>	<b>2016-</b>
- Love, Clarence (Toledo), CB.....	1998
- Love, Sean (Penn State), G.....	1997
- Lucas, Dick (Boston College), E.....	1960-63
- Lueck, Bill (Arizona), G.....	1975
- Luft, Don (Indiana), E.....	1954
- Luken, Tom (Purdue), G.....	1972-78
- Lusk, Herb (Long Beach State), RB.....	1976-78

**Player (College), Position**

**Years**

<b>M</b> MacAfee, Ken (Alabama), E.....	1959
- MacDowell, Jay (Washington), E.....	1946-51
- Macioszczyk, Art (Western Michigan), B.....	1944-47
- Mack, Bill (Notre Dame), FL.....	1964
- Mackey, Kyle (Texas A&M-Commerce), QB.....	1986
- Mackrides, Bill (Nevada), B.....	1947-51
- Maclin, Jeremy (Missouri), WR.....	2009-14
- MacMurdo, Jim (Pittsburgh), T.....	1934-37
- <b>Maddox, Avonte (Pittsburgh), CB.....</b>	<b>2018-</b>
- Maehl, Jeff (Oregon), WR.....	2013-14
- Magee, John (Rice), G.....	1948-55
- Mahalic, Drew (Notre Dame), LB.....	1976-78
- Mahe, Reno (BYU), RB/KR.....	2003-07
- <b>Mailata, Jordan (no college), T.....</b>	<b>2018-</b>
- Mallory, John (West Virginia), B.....	1968
- Malone, Art (Arizona State), RB.....	1975-76
- Malveaux, Cameron (Houston), DE.....	2021
- Mamula, Mike (Boston College), DE.....	1995-2000
- Mandarino, Mike (LaSalle), G.....	1944-45
- Manning, Rosie (Northeastern State), DT.....	1975
- Mansfield, Ray (Washington), C.....	1963
- Mansfield, Von (Wisconsin), DB.....	1982
- Manske, Ed (Northwestern), E.....	1935-36
- Manton, Taldon (TCU), B.....	1940
- Manzini, Baptiste (St. Vincent's), C.....	1944-45, '48
- Maragos, Chris (Wisconsin), S.....	2014-18
- Marchi, Basilio (New York University), C.....	1941-42

- Marcus, Alex (Temple), E.....	1933
- Mark, Greg (Miami (FL)), DE.....	1990
- Maronic, Duke (no college), G.....	1944-50
- Marsh, Curtis (Utah State), CB.....	2011-13
- Marshall, Anthony (LSU), SS.....	1998
- Marshall, Byron (Oregon), RB.....	2016
- Marshall, Keyonta (Grand Valley State), DT.....	2005
- Marshall, Larry (Maryland), KR.....	1974-77
- Marshall, Whit (Georgia), LB.....	1996
- Martin, Aaron (North Carolina Central), DB.....	1966-67
- Martin, Cecil (Wisconsin), FB.....	1999-2002
- Martin, Kelvin (Boston College), WR.....	1995
- Martin, Steve (Missouri), DT.....	1998-99
- Mass, Wayne (Clemson), T.....	1972
- Masters, Bob (Baylor), B.....	1937-38, '41-43
- Masters, Walt (Pennsylvania), B.....	1936
- Matesic, Ed (Pittsburgh), B.....	1934-35
- Mathews, Ryan (Fresno State), RB.....	2015-16
- Mathis, Evan (Alabama), G.....	2011-14
- Matson, Ollie (San Francisco City J.C.), B.....	1964-66
- Matthews, Casey (Oregon), LB.....	2011-14
- Matthews, Jordan (Vanderbilt), WR.....	2014-16, '18, '19
- Mavraides, Menil (Notre Dame), G.....	1954, '57
- Maxwell, Bryon (Clemson), CB.....	2015
- May, Dean (Louisville), QB.....	1984
- Mayberry, Jermaine (Texas A&M-Kingsville), G/T.....	1996-2004
- <b>Mayden, Jared (Alabama), S.....</b>	<b>2021-</b>
- Mayes, Rufus (Ohio State), T.....	1979
- Maynard, Les (Rider), B.....	1933
- Mays, Joe (North Dakota State), LB.....	2008-09
- Mazzanti, Jerry (Arkansas), E.....	1963
- McAfee, Wesley (Duke), B.....	1941
- McAlister, James (UCLA), RB.....	1975-76
- McBriar, Mat (Hawaii), P.....	2012
- McCalister, Alex (Florida), DE.....	2016
- <b>McCain, Mac (North Carolina A&amp;T), CB.....</b>	<b>2021-</b>
- McCants, Darnerian (Delaware State), WR.....	2005
- McChesney, Bob (Hardin-Simmons), E.....	1950
- McClellan, Mike (Oklahoma), B.....	1962-63
- McCloskey, Mike (Penn State), TE.....	1987
- McCoo, Eric (Penn State), RB.....	2004
- McCown, Josh (Sam Houston State), QB.....	2019
- McCoy, LeSean (Pittsburgh), RB.....	2009-14
- McCoy, Matt (San Diego State), LB.....	2005-07
- McCoy, Pat (West Texas A&M), T.....	2006
- McCrary, Fred (Mississippi State), FB.....	1995
- McCrary, Bobby (Florida), DE.....	2010
- McCullough, Hugh (Oklahoma), B.....	1943
- McCusker, Jim (Pittsburgh), T.....	1959-62
- McDonald, Don (Oklahoma), E.....	1944-45
- McDonald, Lester (Nebraska), E.....	1940
- McDonald, Tommy (Oklahoma), FL.....	1957-63
- McDonough, Robert (Duke), G.....	1942-46
- McDougle, Dexter (Maryland), CB.....	2017, '18
- McDougle, Jerome (Miami (FL)), DE.....	2003-07
- McFadden, Paul (Youngstown State), K.....	1984-87
- McGill, T.Y. (North Carolina State), DT.....	2018, '20-
- McGlynn, Mike (Pittsburgh), G.....	2008-10
- McHale, Tom (Cornell), G/T.....	1993-94
- McHugh, Pat (Georgia Tech), B.....	1947-51
- McIntyre, Guy (Georgia), G.....	1995-96
- McKeever, Marlin (USC), LB.....	1973
- McKelvin, Leodis (Troy), CB.....	2016
- McKenzie, Kevin (Washington State), WR.....	1998
- McKenzie, Raleigh (Tennessee), C.....	1995-96



- McKnight, Dennis (Drake), G.....	1991
- McLeod, Rodney (Virginia), S.....	2016-21
- McMahan, Jim (BYU), QB.....	1990-92
- McMahan, Mike (Rutgers), QB.....	2005
- McMillan, Erik (Missouri), S.....	1993
- McMillen, Dan † (Colorado), DE.....	1987
- McMillian, Mark † (Alabama), DB.....	1992-95
- McMullen, Billy (Virginia), WR.....	2003-05
- McNabb, Dexter (Florida), FB.....	1995
- McNabb, Donovan (Syracuse), QB.....	1999-2009
- McNeill, Tom (Stephen F. Austin), P.....	1971-73
- McNutt, Marvin (Iowa), WR.....	2012
- McPherson, Don (Syracuse), QB.....	1988-90
- McPherson, Forest (Nebraska), T.....	1935-37
- <b>McPherson, Zech (Texas Tech), CB.....</b>	<b>2021-</b>
- McRae, Jerrold (Tennessee State), WR.....	1979
- McTyler, Tim (BYU), CB.....	1997-98
- Meadows, Ed (Duke), E.....	1958
- Means, Steven (Buffalo), LB/DE.....	2015-17
- Medved, Ron (Washington), DB.....	1966-70
- Mellekas, John (Arizona), T.....	1963
- Menkin, Nate (Mary Hardin-Baylor), T/G.....	2012
- Mercer, Giradie (Marshall), DT.....	2000
- Merkens, Guido † (Sam Houston State), QB.....	1987
- Meyer, Fred (Stanford), E.....	1942, '45
- Meyers, John (Washington), T.....	1964-67
- Miano, Rich (Hawaii), DB.....	1991-94
- Michaels, Ed (Villanova), G.....	1943-46
- Michel, Mike (Stanford), P/K.....	1978
- Michels, John (USC), T.....	1999
- Michels, John (Tennessee), G.....	1953
- Middlebrook, Oren (Arkansas State), WR.....	1978
- Mikell, Quintin (Boise State), S.....	2003-10
- Mike-Mayer, Nick (Temple), K.....	1977-78
- Millard, Keith (Washington State), DT.....	1993
- Miller, Bubba (Tennessee), C/G.....	1996-2001
- Miller, Don (Southern Methodist), B.....	1954
- Miller, Shareef (Penn State), DE.....	2019
- Miller, Tom (Hampden-Sydney), E.....	1942-44
- Milling, Al (Richmond), G.....	1942
- Mills, Garrett (Tulsa), TE.....	2010
- Mills, Jalen (LSU), CB/S.....	2016-20
- Milon, Barnes (Austin), G.....	1934
- Milons, Freddie (Alabama), WR.....	2002
- <b>Minshew, Gardner (Washington State), QB.....</b>	<b>2021-</b>
- Mira, George (Miami (FL)), QB.....	1969
- Miraldi, Dean (Utah), T.....	1982-84
- Mitcham, Gene (Arizona State), E.....	1958
- Mitchell, Brian (Southwestern Louisiana), RB/KR.....	2000-02
- Mitchell, Freddie (UCLA), WR.....	2001-04
- Mitchell, Leonard (Houston), DE/DT.....	1981-86
- Mitchell, Martin (Tulane), DB.....	1977
- Mitchell, Randall † (Tennessee-Chattanooga), DT.....	1987
- Moats, Ryan (Louisiana Tech), RB.....	2005-07
- Molden, Frank (Jackson State), T.....	1968
- Molk, David (Michigan), C.....	2014-15
- Monk, Art (Syracuse), WR.....	1995
- Monroe, Henry (Mississippi State), CB.....	1979
- Montgomery, Monty (Houston), CB.....	2001
- Montgomery, Wilbert (Abilene Christian), RB.....	1977-84
- Mooney, Tim † (Western Kentucky), DE.....	1987
- Moore, Damon (Ohio State), SS.....	1999-2001
- Moore, Evan (Stanford), TE.....	2012
- Moreno, Zeke (USC), LB.....	2005
- Morey, Sean (Brown), WR.....	2001, '03

- Morgan, Dennis (Western Illinois), KR.....	1975
- Morgan, Mike (LSU), LB.....	1964-67
- Morris, Dwaine (Southwestern Louisiana), DT.....	1985
- Morris, Stephen (Miami (FL)), QB.....	2015
- Morriss, Guy (TCU), C.....	1973-83
- Morse, Bobby (Michigan State), RB/KR.....	1987
- Mortell, Emmett (Wisconsin), B.....	1937-39
- Moseley, Mark (Stephen F. Austin), K.....	1970
- Moselle, Dom (Wisconsin-Superior), B.....	1954
- Moten, Adrian (Maryland), LB.....	2012
- Mrkonic, George (Kansas), T.....	1953
- Muha, Joe (Virginia Military), B.....	1946-50
- Muhlmann, Horst ( <i>no college</i> ), K.....	1975-77
- Mulligan, George (Catholic), E.....	1936
- Murley, Dick (Purdue), T.....	1956
- Murphy, Nick (Arizona State), P.....	2005
- Murray, Calvin (Ohio State), RB.....	1981-82
- Murray, DeMarco (Oklahoma), RB.....	2015
- Murray, Eddie (Tulane), K.....	1994
- Murray, Francis (Pennsylvania), B.....	1939-40
- Myers, Brad (Bucknell), B.....	1958
- Myers, Jack (UCLA), B.....	1948-50

**Player (College), Position**

**Years**

<b>N</b> Nacrelli, Andy (Fordham), E.....	1958
- Nease, Mike † (Tennessee-Chattanooga), C/T.....	1987
- Nelson, Al (Cincinnati), DB.....	1965-73
- Nelson, Dennis (Illinois State), T.....	1976-77
- Nelson, Steven (Oregon State), CB.....	2021
- Nelson, Tom (Illinois State), S.....	2011
- Nettles, Jim (Wisconsin), DB.....	1965-68
- Newton, Charles (Washington), B.....	1939-40
- Ngata, Haloti (Oregon), DT.....	2018
- Nichols, Gerald (Florida State), DT.....	1993
- Niland, John (Iowa), G.....	1975-76
- Nipp, Maurice (Loyola (CA)), G.....	1952-53, '56
- Nocera, John (Iowa), LB.....	1959-62
- Norby, Jack (Idaho), B.....	1934
- Nordquist, Mark (Pacific), G.....	1968-74
- Norton, Jerry (Southern Methodist), B.....	1954-58
- Norton, Jim (Washington), T.....	1968
- Norwood, Jordan (Penn State), WR.....	2009
- Nowak, Walt (Villanova), E.....	1944

**Player (College), Position**

**Years**

<b>O</b> Oakes, Don (Virginia Tech), T.....	1961-62
- O'Boyle, Harry (Notre Dame), B.....	1933
- O'Brien, Davey (TCU), QB.....	1939-40
- O'Brien, Ken (California-Davis), QB.....	1993
- Obst, Henry (Syracuse), G.....	1933
- Oden, Derrick (Alabama), LB.....	1993-95
- Olds, Bill (Nebraska), RB.....	1976
- Oliver, Greg (Trinity (TX)), RB.....	1973-74
- Oliver, Hubie (Arizona), FB.....	1981-85
- O'Neal, Brian (Penn State), FB.....	1994
- <b>Opeta, Sua (Weber State), G.....</b>	<b>2019-</b>
- Opperman, Jim (Colorado State), LB.....	1975
- O'Quinn, John (Wake Forest), E.....	1951
- Ordway, William (North Dakota), B.....	1939
- Oristaglio, Bob (Pennsylvania), E.....	1952
- Ormsbee, Elliott (Bradley), B.....	1946
- Osborn, Mike (Kansas State), LB.....	1978
- Osborne, Richard (Texas A&M), TE.....	1976-78
- Ostman, Joe (Central Michigan), DE.....	2019-21
- Outlaw, John (Jackson State), DB.....	1973-78



- Overmyer, Bill (Ashland), LB ..... 1972
- Owens, Don (Southern Mississippi), T ..... 1958-60
- Owens, Jeff (Georgia), DT ..... 2010
- Owens, Terrell (Tennessee-Chattanooga), WR ..... 2004-05

<u>Player (College), Position</u>	<u>Years</u>
<b>P</b> Pacella, Dave (Maryland), G/C ..... 1984	
- Padlow, Max (Ohio State), E ..... 1935	
- Page, Jarrad (UCLA), S ..... 2011	
- Pagliei, Joe (Clemson), B ..... 1959	
- Palelei, Lonnie (UNLV), T/G ..... 1999	
- Palmer, Leslie (North Carolina State), B ..... 1948	
- Panos, Joe (Wisconsin), G ..... 1994-97	
- Papale, Vince (St. Joseph's (PA)), WR ..... 1976-78	
- Pape, Orrin (Iowa), B ..... 1933	
- Parker, Artimus (USC), DB ..... 1974-76	
- Parker, Juqua (Oklahoma State), DE ..... 2005-12	
- Parker, Rodney (Tennessee State), WR ..... 1980-81	
- Parkey, Cody (Auburn), K ..... 2014-15	
- Parks, Will (Arizona), S ..... 2020	
- Parmer, Jim (Oklahoma A&M), B ..... 1948-56	
- Parry, Josh (San Jose State), FB ..... 2004-05	
- Paschal, Marcus (Iowa), S ..... 2007	
- Paschka, Gordon (Minnesota), G ..... 1943	
- Pastorini, Dan (Santa Clara), QB ..... 1982-83	
- Pate, Rupert (Wake Forest), G ..... 1942	
- Patrick, Chris (Nebraska), T ..... 2008	
- Patterson, Dimitri (Tuskegee), CB ..... 2008-10	
- Patterson, Mike (USC), DT ..... 2005-12	
- Patton, Cliff (TCU), G ..... 1946-50	
- Patton, Jerry (Nebraska), DT ..... 1974	
- Payne, Ken (Langston), WR ..... 1978	
- Peaks, Clarence (Michigan State), B ..... 1957-63	
- Pederson, Doug (Northeast Louisiana), QB ..... 1999	
- Peete, Rodney (USC), QB ..... 1995-98	
- Pegg, Harold (Bucknell), C ..... 1940	
- Pellegrini, Bob (Maryland), LB ..... 1956, '58-61	
- Penaranda, Jairo (UCLA), RB ..... 1985	
- Peoples, Woody (Grambling), G ..... 1978-80	
- Perkins, Joshua (Washington), TE ..... 2018, '19-20	
- Perot, Pete (Northwestern Louisiana), G ..... 1979-84	
- Perrino, Mike † (Notre Dame), T ..... 1987	
- Perry, Bruce (Maryland), RB ..... 2004-06	
- Perry, William (Clemson), DT ..... 1993-94	
- Peters, Floyd (San Francisco State), DT ..... 1964-69	
- Peters, Jason (Arkansas), T/G ..... 2009-20	
- Peters, Scott (Arizona State), C/G ..... 2002	
- Peters, Volney (USC), T ..... 1958	
- Pettigrew, Gary (Stanford), DT ..... 1966-74	
- Philbin, Gerry (Buffalo), DE ..... 1973	
- Phillips, Jason (TCU), LB ..... 2013	
- Phillips, Ray (Nebraska), LB ..... 1978-81	
- Phillips, Ray † (North Carolina State), DE/LB ..... 1987	
- Piasecky, Albert (Duke), E ..... 1942	
- Picard, Bob (Washington State), WR ..... 1973-76	
- Pierschbacher, Ross (Alabama), C ..... 2020-	
- Pihos, Pete (Indiana), E ..... 1947-55	
- Pilconis, Joe (Temple), E ..... 1934, '36-37	
- Pinder, Cyril (Illinois), B ..... 1968-70	
- Pinkston, Todd (Southern Mississippi), WR ..... 2000-05	
- Piro, Henry (Syracuse), E ..... 1941	
- Pisarcik, Joe (New Mexico State), Qb ..... 1980-84	
- Pitts, Alabama (no college), B ..... 1935	
- Pitts, Mike (Alabama), DT/DE ..... 1987-92	
- Pivarnick, Joe (Notre Dame), G ..... 1936	

- Poage, Ray (Texas), E ..... 1964-65
- Polk, Chris (Washington), RB ..... 2012-14
- Pollard, Al (Army), B ..... 1951-53
- Polley, Tom (UNLV), LB ..... 1985
- Pollack, William (Pennsylvania Military), B ..... 1943
- Pope, Geoff (Howard), CB ..... 2009
- Porter, Ron (Idaho), LB ..... 1969-72
- Poth, Phil (Gonzaga), G ..... 1934
- Powell, Art (San Jose State), B ..... 1959
- Powlus, Ron (Notre Dame), QB ..... 2000
- Poyer, Jordan (Oregon State), CB ..... 2013
- Prater, Shaun (Iowa), CB ..... 2013
- Preece, Steve (Oregon State), DB ..... 1970-72
- Prescott, Hal (Hardin-Simmons), E ..... 1947-49
- President, Andre (Angelo State), TE ..... 1997
- Priestly, Robert (Brown), E ..... 1942
- Prisco, Nick (Rutgers), B ..... 1933
- Pritchard, Bosh (Virginia Military), B ..... 1942, '46-51
- Pritchett, Stanley (South Carolina), RB ..... 2000
- Prosinski, Chris (Wyoming), S ..... 2014
- Pryor, Matt (TCU), G/T ..... 2018-20
- Puetz, Garry (Valparaiso), T ..... 1979
- Pumphrey, Donnel (San Diego State), RB ..... 2017
- Pylman, Bob (South Dakota State), T ..... 1938-39
- Pyne, Jim (Virginia Tech), C/G ..... 2001

<u>Player (College), Position</u>	<u>Years</u>
<b>Q</b> Qualls, Elijah (Washington), DT ..... 2017	
- Quick, Mike (North Carolina State), WR ..... 1982-90	
- Quinlan, Bill (Michigan State), E ..... 1963	

<u>Player (College), Position</u>	<u>Years</u>
<b>R</b> Rado, George (Duquesne), E ..... 1937-38	
- Ragazzo, Phil (Case Western Reserve), T ..... 1940-41	
- Ramsey, Herschel (Texas Tech), E ..... 1938-40, '45	
- Ramsey, Knox (William & Mary), G ..... 1952	
- Ramsey, Lajuan (USC), DT ..... 2006-07	
- Ramsey, Nate (Indiana State), DB ..... 1963-72	
- Rash, Lou (Mississippi Valley State), CB ..... 1984	
- Raskowski, Leo (Ohio State), T ..... 1935	
- Ratliff, Don (Maryland), DE ..... 1975	
- Rau, Ryan (Portland State), LB ..... 2012	
- Rauch, John (Georgia), B ..... 1951	
- Rayburn, Sam (Tulsa), DT ..... 2003-06	
- Raye, Jim (Michigan State), DB ..... 1969	
- Reader, Jamie (Akron), FB ..... 2001	
- Reagan, Frank (Pennsylvania), B ..... 1949-51	
- <b>Reagor, Jalen (TCU), WR ..... 2020-</b>	
- Reagor, Montae (Texas Tech), DT ..... 2007	
- Reaves, John (Florida), QB ..... 1972-75	
- Recher, Dave (Iowa), C ..... 1965-68	
- Reed, J.R. (South Florida), S/KR ..... 2004-05, '07-08	
- Reed, James (California), LB ..... 1977	
- Reed, Michael (Washington), FB ..... 1998	
- Reed, Taft (Jackson State), B ..... 1967	
- Reese, Henry (Temple), C/LB ..... 1935-39	
- Reese, Ike (Michigan State), LB ..... 1998-2004	
- Reeves, Ken (Texas A&M), T ..... 1985-89	
- Reeves, Marion (Clemson), DB ..... 1974	
- Reichenbach, Mike (East Stroudsburg), LB ..... 1984-89	
- Reichow, Jerry (Iowa), E ..... 1960	
- Reid, Alan (Minnesota), RB ..... 1987	
- Reid, Mike (North Carolina State), S ..... 1993-94	
- Reid, Willie (Florida State), WR ..... 2008	
- Reilly, Kevin (Villanova), LB ..... 1973-74	



- Renfro, Leonard (Colorado), DT.....	1993-94
- Renfro, Will (Memphis State), E.....	1961
- Repko, Jay † (Ursinus), TE.....	1987
- Restic, Joe (Villanova), E.....	1952
- Retzlaff, Pete (South Dakota State), TE.....	1956-66
- Reutt, Ray (Virginia Military), E.....	1943
- Reynolds, Dallas (BYU), C.....	2009, '12
- Reynolds, Ed (Stanford), S.....	2015
- Reynolds, LaRoy (Virginia), LB.....	2018
- Ricca, Jim (Georgetown), T.....	1955-56
- Rice, Denzel (Coastal Carolina), CB.....	2015
- Richards, Bobby (LSU), E.....	1962-65
- Richardson, Jess (Alabama), T.....	1953-61
- Richardson, Paul (UCLA), WR.....	1993
- Richmond, Greg (Oklahoma State), LB.....	2005
- Ridgeway, Hassan (Texas), DT.....	2019-21
- Riffle, Dick (Albright), B.....	1938-40
- Riley, Duke (LSU), LB.....	2019-20
- Riley, Elijah (Army), S.....	2020-21
- Riley, Lee (Detroit Mercy), B.....	1956, '58-59
- Rimington, Dave (Nebraska), C.....	1988-89
- Ringo, Jim (Syracuse), C.....	1964-67
- Rissmiller, Ray (Georgia), T.....	1966
- Ritchie, Jon (Stanford), FB.....	2003-04
- Robb, Joe (TCU), E.....	1959-60
- Roberts, John (Georgia), B.....	1933-34
- Robey-Coleman, Nickell (USC), CB.....	2020
- Robinson, Burle (BYU), E.....	1935
- Robinson, Jacque † (Washington), FB.....	1987
- Robinson, Jerry (UCLA), LB.....	1979-84
- Robinson, Patrick (Florida State), CB.....	2017
- Robinson, Ramzee (Alabama), CB.....	2009
- Robinson, Wayne (Minnesota), LB.....	1952-56
- Rocca, Sav ( <i>no college</i> ), P.....	2007-10
- <b>Rodgers, Richard (California), TE.....</b>	<b>2018, '19-</b>
- Rodgers-Cromartie, Dominique (Tennessee State), CB.....	2011-12
- Roffler, William (Washington State), B.....	1954
- Rogalla, John (Scranton), B.....	1945
- Rogas, Dan (Tulane), G.....	1952
- Rogers, Stefan (Lambuth), T.....	2006-07
- Rolle, Brian (Ohio State), LB.....	2011-12
- Romanowski, Bill (Boston College), LB.....	1994-95
- Romero, Ray (Kansas State), G.....	1951
- Roper, Dedrick (Northwood), LB.....	2005-06
- Roper, John (Texas A&M), LB.....	1993
- Rose, Ken (UNLV), LB.....	1990-94
- Ross, Alvin † (Central State (OH)), FB.....	1987
- Ross, Oliver (Iowa State), T.....	1999
- Rossovich, Tim (USC), LB.....	1968-71
- Rossum, Allen (Notre Dame), CB/KR.....	1998-99
- Roton, Herbert (Auburn), E.....	1937
- Roussel, Tom (Southern Mississippi), LB.....	1973
- Rowan, Everitt (Ohio State), E.....	1933
- Rowe, Eric (Utah), DB.....	2015
- Rowe, Robert (Colgate) B.....	1935
- Royals, Mark † (Appalachian State), P.....	1987
- Rucker, Keith (Ohio Wesleyan), DT.....	1996
- Rucker, Martin (Missouri), TE.....	2009
- Rudolph, Joe (Wisconsin), G.....	1995
- Runager, Max (South Carolina), P.....	1979-83, '89
- Runyan, Jon (Michigan), T.....	2000-08
- Rush, Anthony (Alabama-Birmingham), DT.....	2019
- Russell, Booker (Southwest Texas State), FB.....	1981
- Russell, James (Temple), T.....	1936-37
- Russell, Laf (Northwestern), B.....	1933

- Russell, Rusty (South Carolina), T.....	1984
- Ruzek, Roger (Weber State), K.....	1989-93
- Ryan, Pat (Tennessee), QB.....	1991
- Ryan, Rocky (Illinois), E.....	1956-58
- Ryans, DeMeco (Alabama), LB.....	2012-15
- Ryczek, Paul † (Virginia), C.....	1987
- Rypien, Mark (Washington State), QB.....	1996

**Player (College), Position****Years**

<b>S</b> Sader, Steve ( <i>no college</i> ), B.....	1943
- Saidock, Tom (Michigan State), T.....	1957
- Salas, Greg (Hawaii), WR.....	2012
- Sampleton, Lawrence (Texas), TE.....	1982-84
- Samson, Michael (Grambling State), DT.....	1996
- Samuel, Asante (Central Florida), CB.....	2008-11
- Sanchez, Mark (USC), QB.....	2014-15
- Sanders, Jack (Southern Methodist), G.....	1943, '45
- Sanders, John (South Dakota), DB.....	1977-79
- <b>Sanders, Miles (Penn State), RB.....</b>	<b>2019-</b>
- Sanders, Thomas (Texas A&M), RB.....	1990-91
- Sandifer, Dan (LSU), B.....	1950-51
- Sapp, Ricky (Clemson), DE.....	2010
- Sapp, Theron (Georgia), B.....	1959-63
- Savitsky, George (Pennsylvania), T.....	1948-49
- Saxon, James (San Jose State), FB.....	1995
- Scandrick, Orlando (Boise State), CB.....	2019
- Scarpati, Joe (North Carolina State), B.....	1964-69, '71
- Schad, Mike (Queens (Canada)), G.....	1989-93
- Schaefer, Don (Notre Dame), B.....	1956
- Schau, Ryan (Illinois), T/G.....	1999-2001
- Schmitt, Owen (West Virginia), FB.....	2010-11
- Schmitt, Ted (Pittsburgh), C.....	1938-40
- Schnelker, Bob (Bowling Green), E.....	1953
- Schneller, Bill (Mississippi), B.....	1940
- Schobel, Matt (TCU), TE.....	2006-08
- Schrader, Jim (Notre Dame), C.....	1962-64
- Schreiber, Adam (Texas), G/C.....	1986-88
- Schuehle, Jake (Rice), B.....	1939
- Schultz, Eberle (Oregon State), G.....	1940, '43
- Schulz, Jody (East Carolina), LB.....	1983-87
- Sciarra, John (UCLA), DB.....	1978-83
- Sciuillo, Steve (Marshall), G.....	2004
- <b>Scott, Boston (Louisiana Tech), RB.....</b>	<b>2018-</b>
- Scott, Clyde (Arkansas), B.....	1949-52
- Scott, Gari (Michigan State), WR.....	2000-01
- Scott, Ian (Florida), DT.....	2007
- Scott, Jake (Idaho), G.....	2012
- <b>Scott, Josiah (Michigan State), CB.....</b>	<b>2021-</b>
- Scott, Tom (Virginia), E.....	1953-58
- Scotti, Ben (Maryland), B.....	1962-63
- Seals, Leon (Jackson State), DT.....	1992
- Sears, Vic (Oregon State), T.....	1941-53
- Seay, Mark (Long Beach State), WR.....	1996-97
- Sebastian, Mike (Pittsburgh), B.....	1935
- Selby, Rob (Auburn), G.....	1991-94
- Sendejo, Andrew (Rice), S.....	2019
- <b>Seumalo, Isaac (Oregon State), G.....</b>	<b>2016-</b>
- Seymour, Kevon (USC), CB.....	2020
- Shann, Bob (Boston College), B.....	1965, '67
- Sharkey, Ed (Duke), T.....	1954-55
- Shaub, Harry (Cornell), G.....	1935
- Shaw, Rickie (North Carolina), T.....	1994
- Shaw, Ricky (Oklahoma State), LB.....	1989-90
- Shepherd, JaCorey (Kansas), CB.....	2015
- Sheppard, Lito (Florida), CB.....	2002-08



- Sherman, Al (Brooklyn College), B.....	1943-47	- Smothers, Howard (Bethune-Cookman), G.....	1995
- Sherman, Heath (Texas A&I), RB.....	1989-93	- Smukler, Dave (Temple), B.....	1936-39
- Shires, Marshall (Tennessee), T.....	1945	- Snead, Norm (Wake Forest), B.....	1964-70
- Shonk, John (West Virginia), E.....	1941	- Snyder, Lum (Georgia Tech), T.....	1952-55, '58
- Short, Jason (Eastern Michigan), LB.....	2004-06	- Sodaski, John (Villanova), LB.....	1972-73
- Shuler, Mickey (Penn State), TE.....	1990-91	- Sokolis, Stan (Pennsylvania), T.....	1933
- Siano, Mike † (Syracuse), WR.....	1987	- Solomon, Freddie (South Carolina State), WR.....	1995-98
- Sikahema, Vai (BYU), WR/PR.....	1992-93	- Solt, Ron (Maryland), G.....	1988-91
- Simerson, John (Purdue), C.....	1957-58	- Somers, George (LaSalle), T.....	1939-40
- Simmons, Clyde (Western Carolina), DE.....	1986-93	- Sopoaga, Isaac (Hawaii), DT.....	2013
- Simon, Corey (Florida State), DT.....	2000-04	- Spach, Stephen (Fresno State), TE.....	2005
- Simoneau, Mark (Kansas State), LB.....	2003-05	- Spagnola, John (Yale), TE.....	1979-87
- Sims, David (Iowa State), S.....	2012	- Spence, Akeem (Illinois), DT.....	2019
- Sims, Ernie (Florida State), LB.....	2010	- Spikes, Takeo (Auburn), LB.....	2007
- Sinceno, Kaseem (Syracuse), TE.....	1998-99	- Spillers, Ray (Arkansas), T.....	1937
- Sinclair, Michael (Eastern New Mexico), DE.....	2002	- Sproles, Darren (Kansas State), RB.....	2014-19
- Singletary, Reggie (North Carolina State), DT/G.....	1986-90	- Square, Damion (Alabama), DE.....	2013
- Singleton, Alex (Montana State), LB.....	2019-21	- Stackpool, John (Washington), B.....	1942
- <b>Sinnett, Reid (San Diego), QB.....</b>	<b>2021-</b>	- Stacy, Siran (Alabama), RB.....	1992
- <b>Siposs, Arryn (Auburn), P.....</b>	<b>2021-</b>	- Stafford, Dick (Texas Tech), E.....	1962-63
- Sisemore, Jerry (Texas), T.....	1973-84	- Staley, Duce (South Carolina), RB.....	1997-2003
- Sistrunk, Manny (Arkansas-Pine Bluff), DT.....	1976-79	- Stallworth, Donté (Tennessee), WR.....	2006
- Skaggs, Jim (Washington), G.....	1963-72	- Stasica, Leo (Colorado), B.....	1941
- Skladany, Leo (Pittsburgh), E.....	1949	- Steele, Ernie (Washington), B.....	1942-48
- Skladany, Tom (Ohio State), P.....	1983	- Steere, Dick (Drake), T.....	1951
- Slater, Mark (Minnesota), C.....	1979-83	- Steinbock, Laurence (St. Thomas), T.....	1933
- <b>Slay, Darius (Mississippi State), CB.....</b>	<b>2020-</b>	- Steinke, Gil (Texas A&I), B.....	1945-48
- Slay, Henry (West Virginia), DT.....	1998	- Stetz, Bill (Boston College), G.....	1967
- Slechta, Jeremy (Nebraska), DT.....	2002	- Stevens, Don (Illinois), B.....	1952, '54
- Small, Jessie (Eastern Kentucky), LB.....	1989-91	- <b>Stevens, JaCoby (LSU), LB.....</b>	<b>2021-</b>
- Small, Torrance (Alcorn State), WR.....	1999-2000	- Stevens, Matt (Appalachian State), S.....	1997-98
- Smalls, Fred † (West Virginia), LB.....	1987	- Stevens, Pete (Temple), C.....	1936
- Smallwood, Wendell (West Virginia), RB.....	2016-18	- Stevens, Richard (Baylor), T.....	1970-74
- Smart, Rod (Western Kentucky), RB.....	2001	- Steward, Dean (Ursinus), B.....	1943
- Smeja, Rudy (Michigan), E.....	1946	- Stewart, Tony (Penn State), TE.....	2001-02
- Smith, Alex (Stanford), TE.....	2009	- Stickel, Walt (Pennsylvania), T.....	1950-51
- Smith, Ben (Georgia), CB/S.....	1990-93	- Stockton, Herschel (McMurry), G.....	1937-38
- Smith, Brad (Missouri), WR.....	2013-14	- <b>Stoll, Jack (Nebraska), TE.....</b>	<b>2021-</b>
- Smith, Bryan (McNeese State), DE.....	2008	- Storm, Edward (Santa Clara), B.....	1934-35
- Smith, Charles (Grambling), WR.....	1974-81	- Strauthers, Tom (Jackson State), DE.....	1983-86
- Smith, C.J. (North Dakota State), CB.....	2016	- Stribling, Bill (Mississippi), E.....	1955-57
- Smith, Darrin (Miami (FL)), LB.....	1997	- Strickland, Donald (Colorado), CB.....	2005
- Smith, Daryle (Tennessee), T.....	1990-92	- Striegel, Bill (Pacific), G.....	1959
- <b>Smith, DeVonta (Alabama), WR.....</b>	<b>2021-</b>	- Stringer, Bob (Tulsa), B.....	1952-53
- Smith, Ed (no college), TE.....	1999	- Stuart, Roy (Tulsa), T.....	1943
- Smith, J.D. (Rice), T.....	1959-63	- Stubbs, Daniel (Miami (FL)), DE.....	1995
- Smith, Jack (Stanford), C.....	1942	- Sturgeon, Cecil (North Dakota State), T.....	1941
- Smith, Jackie (Troy State), DB.....	1971	- Sturgis, Caleb (Florida), K.....	2015-17
- Smith, John (Florida), T.....	1945	- Sturm, Jerry (Illinois), C.....	1972
- Smith, L.J. (Rutgers), TE.....	2003-08	- Sudfeld, Nate (Indiana), QB.....	2017-20
- Smith, Marcus (Louisville), LB/DE.....	2014-16	- Suffridge, Bob (Tennessee), G.....	1941-45
- Smith, Milton (UCLA), E.....	1945	- Sugar, Leo (Purdue), E.....	1961
- Smith, Otis (Missouri), CB.....	1991-94	- Sullivan, Chandon (Georgia State), CB.....	2018
- Smith, Phil (San Diego State), WR.....	1986	- Sullivan, Tom (Miami (FL)), RB.....	1972-77
- Smith, Ralph (Mississippi), E.....	1962-64	- Sullivan, Tre (Shepherd), S.....	2018
- Smith, Rashad (Florida Atlantic), LB.....	2020	- Supluski, Leonard (Dickinson), E.....	1942
- Smith, Ray (Missouri), C.....	1933	- Sutton, Joe (Temple), B.....	1950-52
- Smith, Rich (Ohio State), C.....	1933	- Sutton, Mitch (Kansas), DT.....	1974-75
- Smith, Robert (Nebraska), B.....	1956	- <b>Sweat, Josh (Florida State), DE.....</b>	<b>2018-</b>
- Smith, Ron (San Diego State), WR.....	1981-83	- Swift, Justin (Kansas State), TE.....	1999
- Smith, Steve (USC), WR.....	2011	- Sydner, Jeff (Hawaii), WR/PR.....	1992-94
- Smith, Steve (Michigan), T.....	1971-74	- Szafaryn, Len (North Carolina), T.....	1957-58
- Smith, Torrey (Maryland), WR.....	2017	- Szymanski, Frank (Notre Dame), C.....	1948
- Smith, Troy (East Carolina), WR.....	1999		
- Smith, Wade (Memphis), OL.....	2014		



<u>Player (College), Position</u>	<u>Years</u>	
<b>T</b> Talcott, Dan (Nevada), T.....	1947	- Turner, Paul (Louisiana Tech), WR.....2016
- Taliaferro, George (Indiana), B.....	1955	- Turrall, Willie † (New Mexico), RB.....1987
- Tamburello, Ben (Auburn), C/G.....	1987-90	- Tuten, Rick (Florida state), P.....1989
- Tapeh, Thomas (Minnesota), FB.....	2004-07	- Tyrrell, Joe (Temple), G.....1952
- Tapp, Darryl (Virginia Tech), DE.....	2010-12	
- Tarasovic, George (LSU), E.....	1963-65	<b>Player (College), Position</b>
- Tarver, John (Colorado), RB.....	1975	<b>U</b> Ulmer, Michael † (Doane), DB.....1987
- Taseff, Carl (John Carroll), B.....	1961	- Unutoa, Morris (BYU), C.....1996-98
- Tate, Golden (Notre Dame), WR.....	2018	- Upersa, Tuufuli (Montana), G.....1971
- Tautalatasi, Junior (Washington State), RB.....	1986-88	- Urevig, Claude (North Dakota), B.....1935
- Tautolo, Terry (UCLA), LB.....	1976-79	
- Taylor, Bobby (Notre Dame), CB.....	1995-2003	<b>Player (College), Position</b>
- <b>Taylor, Davion (Colorado), LB.....</b>	<b>2020-</b>	<b>V</b> Vaeao, Destiny (Washington State), DT.....2016-18
- Teltschik, John (Texas), P.....	1986-90	- Vaitai, Halapoulivaati (TCU), T.....2016-19
- Tennant, Matt (Boston College), C.....	2012	- Valentine, Zack (East Carolina), LB.....1982-83
- Te'o-Nesheim, Daniel (Washington), DE.....	2010	- Vallos, Steve (Wake Forest), C/G.....2012
- Thacker, Al (Charleston), B.....	1942	- Van Brocklin, Norm (Oregon), QB.....1958-60
- Thomas, Hollis (Northern Illinois), DT.....	1996-2005	- Van Buren, Ebert (LSU), B.....1951-53
- Thomas, Johnny (Baylor), CB.....	1996	- Van Buren, Steven (LSU), B.....1944-51
- Thomas, Markus (Eastern Kentucky), RB.....	1993	- Vanderveelde, Julian (Iowa), C/G.....2011-15
- Thomas, William (Texas A&M), LB.....	1991-99	- Van Dyke, Alex (Nevada), WR.....1999-2000
- Thomas, Tra (Florida State), T.....	1998-2008	- Van Dyke, Bruce (Missouri), G.....1966
- Thomason, Bobby (Virginia Military), QB.....	1952-57	- Vasys, Arunas (Notre Dame), LB.....1966-68
- Thomason, Jeff (Oregon), TE.....	2000-02, '04	- Vick, Michael (Virginia Tech), QB.....2009-13
- Thomason, John "Stumpy" (Georgia Tech), B.....	1935-36	- Vick, Roger (Texas A&M), RB.....1990
- Thompson, Broderick (Kansas), T.....	1993-94	- <b>Vincent, Kary (LSU), CB.....</b>
- Thompson, Don (Richmond), E.....	1964	.....2021-
- Thompson, Russ (Nebraska), T.....	1940	- Vincent, Troy (Wisconsin), CB.....1996-2003
- Thompson, Tommy (Tulsa), B.....	1941-42, '45-50	- von Oelhoffen, Kimo (Boise State), DT.....2007
- Thoms, Art (Syracuse), DE.....	1977	
- Thornburg, Jeremy (Northern Arizona), S.....	2005	<b>Player (College), Position</b>
- Thornton, Cedric (Southern Arkansas), DT/DE.....	2011-15	<b>W</b> Wagner, Steve (Wisconsin), S/LB.....1980-81
- Thornton, Dick (Missouri-Rolla), B.....	1933	- Wainright, Frank (Northern Colorado), TE.....1995
- Thrash, James (Missouri Southern), WR.....	2001-03	- Walik, Billy (Villanova), WR.....1970-72
- Thrower, Jim (Texas A&M-Commerce), DB.....	1970-72	- Walker, Adam (Pittsburgh), FB.....1996
- Thurbon, Robert (Pittsburgh), B.....	1943	- Walker, Corey (Arkansas State), RB.....1997-98
- Thurmond, Walter (Oregon), CB.....	2015	- Walker, Darwin (Tennessee), DT.....2000-06
- Timpson, Michael (Penn State), WR.....	1997	- Walker, Herschel (Georgia), RB.....1992-94
- Tinsley, Scott † (USC), QB.....	1987	- Walker, Joe (Oregon), LB.....2016-17
- Tobin, Matt (Iowa), T.....	2013-16	- Wall, Jamar (Texas Tech), S.....2010
- Togafau, Pago (Idaho State), LB.....	2007	- Wallace, Al (Maryland), DE/LB.....1997-99
- <b>Togiai, Noah (Oregon State), TE.....</b>	<b>2021-</b>	- <b>Wallace, K'Von (Clemson), S.....</b>
- Tom, Mel (San Jose State), DE.....	1967-73	.....2020-
- Tomasetti, Lou (Bucknell), B.....	1940-41	- Wallace, Mike (Mississippi), WR.....2018
- Toney, Anthony (Texas A&M), FB.....	1986-90	- Walston, Bobby (Georgia), WR/K.....1951-62
- Toohill, Casey (Stanford), DE.....	2020	- Walters, Pete † (Western Kentucky), G.....1987
- Torrey, Bob (Penn State), FB.....	1980	- Walters, Stan (Syracuse), T.....1975-83
- <b>Toth, Brett (Army), T.....</b>	<b>2020-</b>	- Walton, John (Elizabeth City State), QB.....1976-79
- Townsend, Greg (TCU), DE.....	1994	- Wanogho, Prince Tega (Auburn), T.....2020
- Tracey, John (Texas A&M), E.....	1961	- <b>Ward, Greg (Houston), WR.....</b>
- Treggs, Bryce (California), WR.....	2016	.....2019-
- Tremble, Greg (Georgia), DB.....	1995	- Ward, Jim (Gettysburg), QB.....1971-72
- Tripucka, Frank (Notre Dame), B.....	1949	- Ware, Matt (UCLA), CB.....2004-05
- Trost, Milton (Marquette), T.....	1940	- Warmack, Chance (Alabama), G.....2017-18
- Trotter, Jeremiah (Stephen F. Austin), LB.....	1998-2001, '04-06, '09	- Warren, Buist (Tennessee), B.....1945
- Troup, Bill (South Carolina), QB.....	1975	- Warren, Chris (Ferrum), RB.....2000
- Tucker, Casey (Arizona State), T.....	2021	- Waters, Andre (Cheyney), SS.....1984-93
- Tucker, Matthew (TCU), RB.....	2013	- Waters, Mike (San Diego State), FB.....1986
- <b>Tuipulotu, Marlon (USC), DT.....</b>	<b>2021-</b>	- Watkins, Danny (Baylor), G.....2011-12
- Tulloch, Stephen (North Carolina State), LB.....	2016	- Watkins, Foster (West Texas A&M), B.....1940-41
- Tupou, Fenuki (Oregon), T.....	2009	- Watkins, Jaylen (Florida), DB.....2014-17
- Tupper, Jeff (Oklahoma), DE.....	1986	- Watkins, Larry (Alcorn A&M), B.....1970-72
- Turnbow, Guy (Mississippi), T.....	1933-34	- <b>Watkins, Quez (Southern Mississippi), WR.....</b>
- Turner, Kevin (Alabama), FB.....	1995-99	.....2020-



- Wear, Robert (Penn State), C.....	1942
- Weatherall, Jim (Oklahoma), T.....	1955-57
- Weaver, Jed (Oregon), TE.....	1999
- Weaver, Leonard (Carson-Newman), FB.....	2009-10
- Weber, Chuck (West Chester), LB.....	1959-61
- Weedon, Don (Texas), G.....	1947
- Wegert, Ted (North Carolina), B.....	1955-56
- Weiner, Albert (Muhlenberg), B.....	1934
- Weinstock, Isadore (Pittsburgh), B.....	1935
- Welbourn, John (California), G/T.....	1999-2003
- Weldon, Casey (Florida State), QB.....	1992
- Wells, Billy (Michigan State), B.....	1958
- Wells, Harold (Purdue), LB.....	1965-68
- Wells, Reggie (Clarion), G.....	2010
- Wendlick, Joseph (Oregon State), FL.....	1940
- Wentz, Carson (North Dakota State), QB.....	2016-20
- Wenzel, Jeff † (Tulane), T.....	1987
- West, Ed (Auburn), TE.....	1995-96
- West, Hodges (Tennessee), T.....	1941
- West, Troy † (USC), SS.....	1987
- Westbrook, Brian (Villanova), RB.....	2002-09
- Whalen, Jim (Boston College), E.....	1971
- Wheaton, Markus (Oregon State), WR.....	2018
- Wheeler, Mark (Texas A&M), DT.....	1999
- Whire, John (Georgia), B.....	1933
- White, Allison (TCU), T.....	1939
- White, Reggie (Tennessee), DE/DT.....	1985-92
- White, Tracy (Howard), LB.....	2008-09
- Whiting, Brandon (California), DT/DE.....	1998-2003
- Whitmore, David (Stephen F. Austin), S.....	1995
- Whittingham, Fred (Cal Poly-San Luis Obispo), LB.....	1966, '71
- Wiatrak, John (Washington), C.....	1939
- Wilburn, Barry (Mississippi), FS.....	1995-96
- Wilcox, John (Oregon), T.....	1960
- Wilkes, Reggie (Georgia Tech), LB.....	1978-85
- Wilkins, Jeff (Youngstown State), K.....	1994
- Will, Erwin (Dayton), DT.....	1965
- Willey, Norman (Marshall), E.....	1950-57
- Williams, Ben (Minnesota), DT.....	1999
- Williams, Bernard (Georgai), T.....	1994
- Williams, Bobbie (Arkansas), G.....	2000-03
- Williams, Boyd (Syracuse), C.....	1947
- Williams, Byron (Texas-Arlington), WR.....	1983
- Williams, Calvin (Purdue), WR.....	1990-96
- Williams, Cary (Washburn), CB.....	2013-14
- Williams, Charlie (Jackson State), CB.....	1978
- Williams, Clyde (Georgia Tech), T.....	1935
- Williams, Henry "Gizmo" (East Carolina), WR/KR.....	1989
- Williams, Jason (Western Illinois), LB.....	2012
- Williams, Jerry (Washington State), B.....	1953-54
- Williams, Joel (Wisconsin-LaCrosse), LB.....	1983-85
- Williams, Michael (Mississippi College), RB.....	1983-84
- <b>Williams, Milton (Louisiana Tech), DT.....</b>	<b>2021-</b>
- Williams, Raequan (Michigan State), DT.....	2020-21
- Williams, Roger (Grambling), DB.....	1973
- Williams, Ted (Boston College), B.....	1942
- Williams, Tex (Auburn), G.....	1942
- Williams, Trevor (Penn State), CB.....	2020
- Williams, Tyrone (Wyoming), DE.....	1999-2000
- Willis, James (Auburn), LB.....	1995-98
- Wilson, Bill (Gonzaga), E.....	1938
- Wilson, Brenard (Vanderbilt), S.....	1979-86
- Wilson, Caleb (UCLA), TE.....	2020
- Wilson, Eric (Cincinnati), LB.....	2021
- Wilson, Harry (Nebraska), B.....	1967-70

- Wilson, Jerry (Auburn), E.....	1959-60
- <b>Wilson, Marvin (Florida State), DT.....</b>	<b>2021-</b>
- Wilson, Osborne (Pennsylvania), G.....	1933-35
- Winfield, Vern (Minnesota), G.....	1972-73
- Wink, Dean (Yankton), DT.....	1967-68
- Wirgowski, Dennis (Purdue), DE.....	1973
- Wisniewski, Stefen (Penn State), C/G.....	2016-18
- Wistert, Al (Michigan), T.....	1943-51
- Witherspoon, Derrick (Clemson), RB.....	1995-97
- Witherspoon, Will (Georgia), LB.....	2009
- Wittenborn, John (Southeast Missouri State), G.....	1960-62
- Wojciechowicz, Alex (Fordham), C.....	1946-50
- Wolfe, Red (Texas), B.....	1940
- Wolff, Earl (North Carolina State), S.....	2013-14
- Woltman, Clem (Purdue), T.....	1938-40
- Woodard, Marc (Mississippi State), LB.....	1994-96
- Woodeshick, Tom (West Virginia), B.....	1963-71
- Woodruff, Lee (Mississippi), B.....	1933
- Woodruff, Tony (Fresno State), WR.....	1982-84
- Woodson, Sean (Jackson State), S.....	1998
- Worden, Neil (Notre Dame), B.....	1954, '57
- Woulfe, Mike (Colorado), LB.....	1962
- Wright, Gordon (Delaware State), G.....	1967
- Wright, Sylvester (Kansas), LB.....	1995-96
- Wukits, Al (Duquesne), C.....	1943
- Wyatt, Antwan (Bethune-Cookman), WR.....	1997
- Wydo, Frank (Cornell), T.....	1952-57
- Wyhonic, John (Alabama), G.....	1946-47
- Wynn, Dexter (Colorado State), CB.....	2004-06
- Wynn, William (Tennessee State), DE.....	1973-76

**Player (College), Position****Years**

<b>Y</b> Young, Adrian (USC), LB.....	1968-72
- Young, Charle (USC), TE.....	1973-76
- Young, Glen (Mississippi State), WR.....	1983
- Young, Michael (UCLA), WR.....	1993
- Young, Roynell (Alcorn State), CB.....	1980-88
- Young, Scott (BYU), G.....	2005-07
- Young, Vince (Texas), QB.....	2011
- Youngelman, Sid (Alabama), T.....	1956-58
- Yovicsin, John (Gettysburg), E.....	1944

**Player (College), Position****Years**

<b>Z</b> Zabel, Steve (Oklahoma), E/LB.....	1970-74
- Zandofsky, Mike (Washington), G.....	1997
- Zendejas, Luis (Arizona State), K.....	1988-89
- Ziegler, Frank (Georgia Tech), B.....	1949-53
- Zilly, John (Notre Dame), E.....	1952
- Zimmerman, Don (Northeast Louisiana), WR.....	1972-76
- Zimmerman, Roy (San Jose State), B.....	1942-46
- Zizak, Vince (Villanova), T.....	1934-37
- Zomalt, Eric (California), SS.....	1994-96
- Zordich, Michael (Penn State), SS.....	1994-98
- Zyntell, James (Holy Cross), G.....	1933-35



Player (College), Position	Years
<b>A</b> Acho, Emmanuel (Texas), LB	2013-14
- Adams, Jamar (Michigan), S	2010
- Adams, Josh (Notre Dame), RB	2018
- Allen, James (Oklahoma), RB	1997
- Amendola, Danny (Texas Tech), WR	2008-09
- Andrews, Josh (Oregon State), OL	2014, '17
- Arnold, Grayland (Baylor), DB	2020
- Arrington, Kyle (Hofstra), CB	2008
- Augafa, Patrick (Iowa State), G	1997
- <b>Awosika, Kayode (Buffalo), G/T</b>	<b>2021</b>

Player (College), Position	Years
<b>B</b> Bailey, David (Oklahoma State), DE	1989
- Bair, Brandon (Oregon), DE	2013
- Barniro, Michael (Stony Brook), T	2013
- Barr, Robert (Rutgers), T	1999
- Barner, Kenjon (Oregon), RB	2014
- Bartley, Ephesians (Florida), LB	1992
- Bausby, DeVante (Pittsburg State), CB	2017-18
- Beeler, Chase (Stanford), C	2012
- Bell, Joique (Wayne State), RB	2010
- Bello, B.J. (Illinois State), LB	2018
- Berardelli, Paul (Villanova), G	1989
- Bonnet, Andrew (North Dakota State), FB	2016
- Bostic, James (Auburn), RB	1998
- Bostic, Jason (Georgia Tech), CB	1999
- Boyko, Brett (UNLV), T	2015
- Brackett, Brett (Penn State), TE	2011
- Broughton, Luther (Furman), TE	1997
- Brown, Asantay (Western Michigan), LB	2018
- Brown, Ben (Tennessee State), QB	1990
- Brown, Billy (Shepherd), TE	2017-18
- Brown, Curt (North Carolina), DL	1993
- Brown, Jamon (Louisville), G	2020
- Bryant, Phil (Virginia Tech), RB	1994
- Bryant, Vaughn (Stanford), CB	1995
- Buckhalter, Chris (Southern Mississippi), FB	1996
- Bunche, Malcolm (UCLA), G	2015
- Burks, Dialleo (Eastern Kentucky), WR	1996
- Burley, Marcus (Delaware), CB	2013
- Burnett, Deontay (USC), WR	2019-20
- Burns, Lamont (East Carolina), G	1998
- Butler, Hakeem (Iowa State), TE	2020

Player (College), Position	Years
<b>C</b> Cadogan, Gerald (Penn State), T	2009
- <b>Cain, Deon (Clemson), WR</b>	<b>2021</b>
- Calicchio, Lonny (Mississippi), K	1997
- Cameron, Ronnie (Old Dominion), DT	2012
- Canonico, Eddie (Sacramento State), CB	2005
- Carrier, Derek (Beloit), TE	2012
- Carter, DeAndre (Sacramento State), WR	2018
- Cavil, Ben (Oklahoma), G	1996
- Cherry, Don (Villanova), LB	2016-17
- Clark, Jeremy (Alabama), DT	2007
- <b>Clark, Le'Raven (Texas Tech), T</b>	<b>2021</b>
- Clements, Chuck (Houston), QB	1998
- Clifton, Gregory (Johnson Smith), WR	1994
- Collins, Dobson (Gardner-Webb), WR	2009
- Collins, Jed (Washington State), FB	2008
- Council, Keith (Hampton), DT	1998
- Countess, Blake (Auburn), CB	2020
- Cracraft, River (Washington State), WR	2019
- Crafts, Jonas (UTEP), TE	2005

- Craig, Winston (Richmond), DT	2017-18
- Crawford, Tarren (Central State (OH)), T/G	1998
- Crider, Harry (Indiana), C	2021
- Croom, Jason (Tennessee), TE	2020
- Cunningham, B.J. (Michigan State), WR	2012-13

Player (College), Position	Years
<b>D</b> Daniels, Torrance (Harding), LB	2006
- Dausin, Chris (Texas A&M), C	1994
- Davis, Brandon (Arkansas), TE	2002
- Davis, Deshaun (Auburn), LB	2019
- Davis, Jason (Illinois), FB	2007
- Davis, Pernell (Alabama-Birmingham), DT	2001
- Davis, Rashard (James Madison), WR	2017-18
- Davis, Reggie (Georgia), WR	2018
- Davis, Robert (Georgia State), WR	2019
- Day, Tim (Oregon), TE	2006
- Denham, Anthony (Utah), TE	2016
- Dial, Alan (UCLA), S	1989
- Dickerson, Kori (USC), TE	2002-03
- Dingle, Nate (Cincinnati), B	1995
- Downtin, Marcus (North Alabama), LB	2012
- Drake, Troy (Indiana), T	1995
- Draper, Shawn (Alabama), TE	2002
- Duckworth, Tim (Auburn), G	2008
- Dunbar, Franklin (Middle Tennessee State), G	2008

Player (College), Position	Years
<b>E</b> Ebert, Jeremy (Northwestern), WR	2012
- Edwards, Anthony (New Mexico Highlands), WR	1989
- Edwards, Steve (Central Florida), T	2002
- Egboh, Pannel (Stanford), DT	2010
- Ellington, Dante (Alabama), T	2003
- Ellis, Alex (Tennessee), LB	2019
- <b>Elliss, Christian (Idaho), LB</b>	<b>2021</b>
- Ervin, Allen (Lambuth), RB	2009
- Esera, Tala (Hawaii), G	2008
- Eubanks, Nick (Michigan), TE	2021
- Evans, Joey (North Carolina), DE	2003
- Evans, Randall (Kansas State), CB	2015

Player (College), Position	Years
<b>F</b> Fabiano, Anthony (Harvard), C	2018
- Fanaika, Paul (Arizona State), G	2009
- Feeley, A.J. (Oregon), QB	2002
- Fogle, DeShawn (Kansas State), LB	1997
- Fontenot, Therrian (Fresno State), CB	2007
- Ford, Fredric (Mississippi Valley State), CB	1996
- Fountain, Maurice (Clemson), DE	2011
- Ford, Chase (Miami (FL)), TE	2012
- Fox, Dustin (Ohio State), CB	2006
- France, Todd (Toledo), K	2005
- Frank, John (Utah), DE	2001
- Franks, Jordan (Central Florida), TE	2020
- Fulgham, Travis (Old Dominion), WR	2020-21
- Furio, Dominic (UNLV), C	2005

Player (College), Position	Years
<b>G</b> Gabbard, Steven (Florida State), T	1989
- Gallery, Nick (Iowa), P	1998
- Gamble, Joel (Shippensburg), FB	2009
- Garlick, Tom (Fordham), WR	1994
- Gasperson, Michael (San Diego), WR	2005-07
- Gerhart, Tom (Ohio), S	1992
- Gerry, Nathan (Nebraska), LB	2017





- Gholston, Kendrick (Louisville), DE .....2000
- Gibson, Mike (California), G .....2009
- Gleichert, Andrew (Michigan State), TE .....2015
- Goetz, Ron (Minnesota), LB.....1991
- Gordon, Dillon (LSU), T .....2017
- Graf, Kevin (USC), T .....2014
- Gray, Anthony (Western New Mexico), RB .....2001
- Green, Marcus (Louisiana-Monroe), WR ..... 2019-20
- Greene, Darrell (San Diego State), G .....2016-17
- Grymes, Aaron (Idaho), CB.....2016

**Player (College), Position** **Years**

**H** Hall, Andy (Delaware), QB.....2004-05

- Hall, Branden (Troy State), G .....2004
- Hall, Chad (Air Force), WR ..... 2010-11
- Hall, Ray (Washington State), DE.....1994
- Hamilton, Cobi (Arkansas), WR.....2014
- Hamilton, Justin (Louisiana-Lafayette), DT .....2017
- Hamiter, Uhuru (Delaware State), DE.....2000
- Hamler, Jamel (Fresno State), WR.....2011
- Hamlett, Connor (Oregon State), TE.....2015
- Hamner, Thomas (Minnesota), RB .....2000
- Hampton, William (Murray State), CB.....2000
- Hankton, Karl (Trinity College), WR.....1998
- Harmon, Eric (Clemson), G .....1991
- Harris, Ajene (USC), CB.....2019
- Harper, Rod (Murray State), WR.....2010
- Harris, Erick (Liberty), CB .....2006-07
- Harrison, Brandon (Michigan), S.....2009
- Harrison, Brandon (Howard Payne), WR.....1996
- Harrison, Tyreo (Notre Dame), LB.....2002
- Hart, Clinton (Central Florida C.C.), S.....2002
- Harvey, Jasper (San Diego State), C.....2006
- Hasselbeck, Tim (Boston College), QB.....2002
- Havili, Stanley (USC), FB .....2011
- Hawkins, Josh (East Carolina), CB.....2018
- Hector, Bruce (South Florida), DT.....2018-19
- Hefney, Jonathan (Tennessee), CB.....2008
- Henderson, De'Angelo (Coastal Carolina), RB .....2019
- Henry, Maurice (Kansas State), LB.....1990
- Hepburn, Brandon (Florida A&M), LB.....2014-15
- Hess, Bill (West Chester), WR.....1991-92
- Hester, Treyvon (Toledo), DT.....2018, '20
- **Hightower, John (Boise State), WR .....2021**
- Hill, Anthony (North Carolina State), TE.....2011
- Hill, Lavert (Michigan), CB.....2020
- Hill, P.J. (Wisconsin), RB .....2009
- Holyfield, Elijah (Georgia), RB.....2020
- Hoover, Tyler (Michigan State), OL.....2014
- Houston, Brandon (Oklahoma), T .....1992
- Houston, Jameson (Baylor), CB.....2020
- Howard, Jordan (Indiana), RB .....2020-21
- Huggins, Albert (Clemson), DT.....2019
- **Huntley, Jason (New Mexico State), RB .....2021**

**Player (College), Position** **Years**

**I** Iguenagu, Emil (Massachusetts), FB .....2012

- Ikegwuonu, Jack (Wisconsin), CB .....2009
- Ingram, Cornelius (Florida), TE.....2010
- Isdamer, Greg (West Virginia), G .....2009

**Player (College), Position** **Years**

**J** Jackson, Alonzo (Florida State), DE.....2005

- Jackson, Jamaal (Delaware State), G/C .....2003, '05
- Jackson, Xzavie (Missouri), DE.....2007

- Jacobs, Omar (Bowling Green), QB .....2006
- Jacquet, Michael (Louisiana-Lafayette), CB ..... 2020-21
- **James, Craig (Southern Illinois), CB.....2019, '21**
- James, Drisan (Boise State), WR.....2008
- Jefferson, Jason (Wisconsin), DT .....2005
- Jenkins, Justin (Mississippi State), WR .....2004
- Jensen, Marcel (Fresno State), TE .....2016
- Johnson, Chris (North Alabama), S.....2019
- Johnson, D.J. (Jackson State), CB .....2011
- Johnson, Dwight (Baylor), DE.....2000
- Johnson, Kaleb (Rutgers), G .....2018
- Johnson, Keelan (Arizona State), S.....2013
- Johnson, KeeSean (Fresno State), WR.....2021
- Johnson, Keryon (Auburn), RB.....2021
- Johnson, Marcus (Texas), WR .....2016
- Johnson, Maurice (Temple), TE .....1990
- Johnson, Ron (Shippensburg), DE.....2003
- Johnson, Ronald (USC), WR.....2011
- Jones, Julian (Missouri), S.....2002
- Jones, Preston (Georgia), QB.....1993
- Jones, Tyrone (Arkansas State), S.....1989
- Jones-Quartey, Harold (Findlay), S .....2017
- Jordan, Akeem (James Madison), LB .....2007
- Joseph, Carlos (Miami (FL)), T .....2005
- Joseph, Dieugot (Florida International), T.....2019
- Juriga, Luke (Western Michigan), C.....2020-21

**Player (College), Position** **Years**

**K** Kalaniuvalu, Alai (Oregon State), G .....1995

- Keliikipi, Wade (Oregon), DT .....2014
- Kershaw, William (Maryland), LB.....2007
- Killings, D.J. (Central Florida), CB .....2017
- Killins, Adrian (Central Florida), RB.....2020
- Kinne, G.J. (Tulsa), QB .....2013-14
- Knott, Jake (Iowa State), LB.....2014
- Kovacs, Jordan (Michigan), S.....2014
- Krause, Jonathan (Vanderbilt), WR.....2015

**Player (College), Position** **Years**

**L** Labinjo, Mike (Michigan State), LB.....2004

- Langford, Reshard (Vanderbilt), S .....2009
- Lauletta, Kyle (Richmond), QB.....2019
- Lawrence, Reggie (North Carolina State), WR .....1993
- Lawrie, Nate (Yale), TE .....2004
- Lee, Darrell (Florida), DE.....2005
- Lee, Mike (Fort Valley State), CB .....2015
- LeJeune, Norman (LSU), S .....2003
- Leman, Jeremy (Illinois), LB.....2009
- **Leo, Matt (Iowa State), DE.....2020-21**
- Limbrick, Garret (Oklahoma State), RB.....1989
- Lloyd, Greg (Connecticut), LB .....2011
- Long, Travis (Washington State), LB.....2013

**Player (College), Position** **Years**

**M** Mailei, Marcus (Weber State), FB.....2009

- Mallett, Martell (Arkansas-Pine Bluff), RB.....2010
- Malveaux, Cameron (Houston), DE .....2021
- Marquardt, Mike (Arizona State), DT .....2008
- Marshall, Byron (Oregon), RB .....2016-17
- Marshall, Keyonta (Grand Valley State), DT .....2005
- Marshall, Lemar (Michigan State), S .....1999
- Marshall, Whit (Georgia), LB.....1996
- Martin, Tee (Tennessee), QB .....2002
- Martino, Freddie (North Greenville), WR.....2015
- Matthews, Eric (Indiana), WR.....1997



- <b>Mayden, Jared (Alabama), S</b> .....	<b>2021</b>
- Mayfield, Curtis (Oklahoma State), WR.....	1992
- McBride, Shaheer (Delaware State), WR.....	2008
- <b>McCain, Mac (North Carolina A&amp;T), CB</b> .....	<b>2021</b>
- McCalister, Alex (Florida), DE.....	2017
- McCaskill, Nevin (Hampton), G.....	2008
- McCoo, Eric (Penn State), RB.....	2003-04
- McCown, Josh (Sam Houston State), QB.....	2020
- McCoy, Ivory (Michigan State), DE.....	2002
- McCoy, Pat (West Texas A&M), T.....	2007
- McCrane, Matt (Kansas State), K.....	2021
- McCullough, Deland (Miami (OH)), RB.....	1997
- McGaughey, Thomas (Houston), S.....	1996
- McGill, T.Y. (North Carolina State), DT.....	2020
- McIntyre, Corey (West Virginia), FB.....	2002
- McKenzie, Mike (Baylor), TE.....	1993
- McKie, Jason (Temple), FB.....	2002
- McKinnon, Jeremiah (Florida International), CB.....	2018
- McNutt, Marvin (Iowa), WR.....	2012
- McTyler, Tim (BYU), CB.....	1997
- Michael, Marken (Massachusetts), WR.....	2019
- Middleton, Harvey (Georgia Tech), WR.....	1998
- Mihalik, Brian (Boston College), DE.....	2015
- Miller, Ben (Air Force), FB.....	2005
- Miller, Braxton (Ohio State), WR.....	2018
- Miller, Dorren (Carson-Newman), WR.....	2018
- Miller, Shareef (Penn State), DE.....	2020
- Mills, Garrett (Tulsa), TE.....	2010
- Mohr, Christian ( <i>no college</i> ), DE.....	2006
- Monangai, Kevin (Villanova), RB.....	2015
- Moronta, Horacio (Wagner), DT.....	1990
- Morris, Stephen (Miami (FL)), QB.....	2015
- Mostert, Raheem (Purdue), RB.....	2015
- Murphy, Will (Oregon), WR.....	2013-14
- Murray, Aaron (Georgia), QB.....	2016
- Murrell, Marques (Appalachian State), DE.....	2007
- Myers, Rob (Utah State), TE.....	2009

**Player (College), Position** **Years**

<b>N</b> Neal, Stephen (California State-Bakersfield), T.....	2001
- Neary, Aaron (Eastern Washington), C.....	2016
- Nelson, Kyle (New Mexico State), LS.....	2012
- Norwood, Jordan (Penn State), WR.....	2009

**Player (College), Position** **Years**

<b>O</b> Olson, Dante (Montana), LB.....	2020
- <b>Opeta, Sua (Weber State), G</b> .....	<b>2019-21</b>
- Orndoff, Scott (Pittsburgh), TE.....	2019
- Oshinowo, Babatunde (Stanford), DT.....	2008
- Ostman, Joe (Central Michigan), DE.....	2018, '20
- Owens, Jeff (Georgia), DT.....	2010

**Player (College), Position** **Years**

<b>P</b> Palmer, Jonathan (Auburn), T/G.....	2007
- Pantale, Chris (Boston College), TE.....	2015
- Parry, Josh (San Jose State), FB.....	2003-04
- Paschal, Marcus (Iowa), S.....	2007
- Patrick, Chris (Nebraska), T.....	2008
- Patterson, Melvin (Stephen F. Austin), WR.....	1991
- Perez, Carlos (Florida), WR.....	2004
- Perkins, Joshua (Washington), TE.....	2019
- Perry, Bruce (Maryland), RB.....	2005-06
- Pierschbacher, Ross (Alabama), c/G.....	2021
- Pili, Ifo (BYU), DT.....	2004
- Poppinga, Casey (Utah State), TE.....	2004

- Powell, Andre (Penn State), LB.....	1992
- Pratt, Quon (Rutgers), WR.....	2014-15
- Pruneda, Ramiro (Monterrey Tech), T.....	2007
- Pumphrey, Donnel (San Diego State), RB.....	2018

**Player (College), Position** **Years**

<b>R</b> Raciti, Travis (San Jose State), DT.....	2015
- Rau, Ryan (Portland State), LB.....	2012
- Reader, Jamie (Akron), FB.....	1999
- Redd, Robert (Bowling Green), WR/CB.....	2005
- Reed, Michael (Washington), FB.....	1998-99
- Reid, Willie (Florida State), WR.....	2008
- Remington, Isaac (Oregon), OL.....	2013
- Render, Keegan (Iowa), C.....	2019
- Renna, Mike (Delaware), DT.....	1991
- Reynolds, Dallas (BYU), G.....	2009-11
- Reynolds, Ed (Stanford), S.....	2014-15
- Reynolds, Matt (BYU), T.....	2012
- Rice, Anthony (Laverne), CB.....	1997
- Richardson, Paul (UCLA), WR.....	1993
- Richardson, Terry (Syracuse), RB.....	1995
- Richmond, Greg (Oklahoma State), LB.....	2004, '06
- Riley, Elijah (Army), S.....	2020-21
- Roberson, Chris (Eastern Michigan), CB.....	2009
- Robinson, Damien (Iowa), S.....	1997
- Robinson, Roderick (Arkansas-Pine Bluff), QB.....	1999
- Robinson, Trenton (Michigan State), S.....	2013
- <b>Rodgers, Richard (California), TE</b> .....	<b>2021</b>
- Roper, Dedrick (Northwood), LB.....	2006
- Rogers, Kendrick (Alabama A&M), T.....	2001
- Rogers, Ron (Georgia Tech), LB.....	1998
- Romero, John (California), C/G.....	2000
- Ross, Oliver (Iowa State), T.....	1999
- Rotheram, Matt (Pittsburgh), G.....	2016
- Rountree, Glenn (Clemson), G.....	1999
- Rucker, Martin (Missouri), TE.....	2009
- Rudolph, Joe (Wisconsin), G.....	1995

**Player (College), Position** **Years**

<b>S</b> Salako, Victor (Oklahoma State), T.....	2017
- Salas, Greg (Hawaii), WR.....	2013
- Sampy, Bill (Louisiana-Lafayette), WR.....	2006-07
- <b>Scott, Boston (Louisiana Tech), RB</b> .....	<b>2019-</b>
- Scott, Sean (Millersville), WR.....	2001
- Seymour, Kevon (USC), CB.....	2020
- Shepherd, JaCorey (Kansas), CB.....	2016
- Shields, Paul (Arizona), FB.....	1999
- Shipley, A.Q. (Penn State), C.....	2010
- Shittu, Aziz (Stanford), DT.....	2016
- Short, Jason (Eastern Michigan), LB.....	2003
- Shorten, Oscar (Abilene Christian), LB.....	1994
- Shotwell, Kyle (Cal Poly), LB.....	2007
- Simon, Geroy (Maryland), WR.....	1997
- Sinceno, Kaseem (Syracuse), TE.....	1998
- Singleton, Alex (Montana State), LB.....	2019
- Skene, Doug (Michigan), T.....	1993
- Skinner, Deontae (Mississippi State), LB.....	2015
- Slay, Henry (West Virginia), DT.....	1998
- Slechta, Jeremy (Nebraska), DT.....	2002
- Smart, Rod (Western Kentucky), RB.....	2001
- Smith, C.J. (North Dakota State), CB.....	2016-17
- Smith, Rashad (Florida Atlantic), LB.....	2020
- Smith, Tremon (Central Arkansas), CB.....	2019
- Smith, Troy (East Carolina), WR.....	1999
- Smoker, Jeff (Michigan State), QB.....	2005



- Smothers, Howard (Bethune-Cookman), G.....	1995
- Snellings, Paul (Georgia), T.....	2000
- Solomon, Freddie (South Carolina State), WR.....	1995
- Sterling, Ron (Maine), S.....	1989
- Stewart, Tony (Penn State), TE.....	2002
- <b>Stevens, JaCoby (LSU), LB.....</b>	<b>2021</b>
- Strohmeier, Dax (Rutgers), LB.....	2001
- Strojny, Drew (Duke), T.....	2004
- Studdard, Greg (Sam Houston State), T.....	1999
- Studebaker, Andy (Wheaton), LB.....	2008
- Stupar, Nate (Penn State), LB.....	2012
- Sudfeld, Nate (Indiana), QB.....	2017
- Sullivan, Chandon (Georgia State), CB.....	2018
- Sullivan, Tre (Shepherd), CB.....	2017
- Swayne, Kevin (Wayne State), WR.....	1999

**Player (College), Position** **Years**

<b>T</b> Talley, John (West Virginia), TE.....	1989
- Taylor, Zane (Utah), C.....	2011
- Te'o-Nesheim, Daniel (Washington), DE.....	2011
- Thomas, Duke (Texas), CB.....	2016
- Thorn, Andy (Northern Iowa), TE.....	2005
- Thornton, Cedric (Southern Arkansas), DT.....	2011
- Thurmon, Elijah (Howard), WR.....	2000
- <b>Togia, Noah (Oregon State), TE.....</b>	<b>2021</b>
- <b>Toth, Brett (Army), T/G.....</b>	<b>2021</b>
- Toth, Jon (Kentucky), C.....	2017-18
- Trafford, Rod (South Carolina), TE.....	2004
- Treggs, Bryce (California), WR.....	2017
- Trotter, Frank (Memphis), DT.....	2012
- Tucker, Casey (Arizona State), T.....	2020-21
- Tucker, Matthew (TCU), RB.....	2013-14
- Tuisasosopo, Zach (Washington), FB.....	2006
- Tupou, Fenuki (Oregon), G.....	2010
- Turner, Paul (Louisiana Tech), WR.....	2016
- Tye, Will (Stony Brook), TE.....	2018

**Player (College), Position** **Years**

<b>U</b> Underwood, Colton (Illinois State), LB.....	2014
--	------

**Player (College), Position** **Years**

<b>V</b> Vandervelde, Julian (Iowa), G.....	2012
- Vaughn, Chip (Wake Forest), S.....	2010
- Venzke, Patrick (Idaho), T.....	2002
- Vickers, Lee (North Alabama), TE.....	2006-07

**Player (College), Position** **Years**

<b>W</b> Walker, Joe (Oregon), LB.....	2018
- Wall, Jamar (Texas Tech), CB.....	2010
- Wanogho, Prince Tega (Auburn), T.....	2020
- <b>Ward, Greg (Houston), WR.....</b>	<b>2017-19</b>
- Warren, Michael (Cincinnati), RB.....	2020
- Watford, David (Hampton), WR.....	2016
- Watson, Mike (West Virginia), T.....	2005
- Watson, Terrell (Azusa Pacific), RB.....	2016
- Watson, Tyrone (Tennessee State), WR.....	1990
- White, D.J. (Georgia State), CB.....	2019
- Whitley, Eddie (Virginia Tech), CB.....	2012
- Wilkins, Kevin (Rutgers), DT.....	2019
- Williams, Ben (Minnesota), DT.....	1999
- Williams, Jeremy (Tulane), WR.....	2010
- Williams, Raequan (Michigan State), DT.....	2020-21
- Williams, Trae (South Florida), CB.....	2008
- Williams, Trevor (Penn State), CB.....	2020
- Wilson, Caleb (UCLA), TE.....	2020

- Wilson, Kyle (Arkansas State), LB.....	2018
- <b>Wilson, Marvin (Florida State), DT.....</b>	<b>2021</b>
- Wimberly, Marcus (Miami (FL)), S.....	1998
- Woodson, Sean (Jackson State), S.....	1998
- Woodson, Stoney (South Carolina), CB.....	2009
- Wright, Sylvester (Kansas), LB.....	1995

**Player (College), Position** **Years**

<b>Y</b> Young, Scott (BYU), G.....	2005
-------------------------------------	------

**Player (College), Position** **Years**

<b>Z</b> Zahursky, Steve (Kent State), G.....	1998
---	------



1	
<b>Jalen Hurts</b> .....	2021-
Cameron Johnston.....	2018-20
Cody Parkey.....	2014-15
Mat McBriar.....	2012
Gary Anderson.....	1995-96
Tony Franklin.....	1979-83
Nick Mike-Mayer.....	1977-78
Happy Feller.....	1971

2	
<b>Darius Slay</b> .....	2021-
Jalen Hurts .....	2020
Matt Barkley .....	2013-14
David Akers .....	1999-2010
Steve DeLine.....	1989
Dean Dorsey.....	1988
Mike Horan.....	1984-85
Mike Michel.....	1978
Joe Pilconis.....	1934

3	
Steven Nelson.....	2021
Mark Sanchez.....	2014-15
Mike Kafka.....	2010-11
Nick Murphy.....	2005
Reggie Hodges.....	2005
Todd France.....	2005
Eddie Murray.....	1994
Mark Moseley.....	1970
Jack Concannon.....	1964-66
Roger Kirkman.....	1934-35

4	
<b>Jake Elliott</b> .....	2017-
Stephen Morris.....	2015
Kevin Kolb.....	2007-10
Mike McMahon.....	2005
Tom Hutton.....	1995-98
Bryan Barker.....	1994
Max Runager.....	1989
Dale Dawson.....	1988
David Jacobs.....	1987
Max Runager.....	1979-83
Benjy Dial.....	1967

5	
<i>Donovan McNabb</i> .....	1999-2009
Jeff Feagles.....	1990-93
Mark Royals.....	1987
Dean May.....	1984
Tom Skladany.....	1983
Roman Gabriel.....	1973-77
Davey O'Brien.....	1939
Joseph Kresky.....	1934-35

6	
<b>DeVonta Smith</b> .....	2021-
Caleb Sturgis.....	2015-17
Alex Henery.....	2011-13
Sav Rocca.....	2007-10
Jose Cortez.....	2005
Lee Johnson.....	2002
Jason Baker.....	2002
Bubby Brister.....	1993-94

Matt Cavanaugh.....	1986-89
Dan Pastorini.....	1983
Spike Jones.....	1975-77
John Reaves.....	1972-1974
Gary Adams.....	N/A
Jim MacMurdo.....	1934-37

7	
Reid Sinnett.....	2021
Nate Sudfeld.....	2017-20
Sam Bradford.....	2015
Michael Vick.....	2009-13
Jeff Garcia.....	2007
Sean Landeta.....	2005
Sean Landeta.....	1999-2002
Bobby Hoying.....	1996-98
Ken O'Brien.....	1993
Roger Ruzek.....	1989-92
Ron Jaworski.....	1977-86
John Reaves.....	1973-74
Jim Ward.....	1971
John Huarte.....	1968
Roy Zimmerman.....	1943-46
Dick Frahm.....	1935

8	
<b>Arryn Sippos</b> .....	2021-
Donnie Jones.....	2014-17
Chas Henry.....	2011-12
Dirk Johnson.....	2003-06
Preston Jones.....	1993
Brad Goebel.....	1991
Lius Zendejas.....	1988-89
Paul McFadden.....	1984-87
Al Coleman.....	1972-73
Davey O'Brien.....	1939-40
Chuck Hajek.....	1934

9	
Nick Foles.....	2017-18
Thad Lewis.....	2015
Nick Foles.....	2012-14
Vince Young.....	2011
Jeff Garcia.....	2009
Andy Hall.....	2004
Norm Johnson.....	1999
Rodney Peete.....	1995-98
Jim McMahon.....	1990-92
Don McPherson.....	1988-89
Joe Pisarcik.....	1980-84
Billy Walik.....	1970-72
Jim Nettles.....	1965-68
Sonny Jurgensen.....	1957-63
James Zyntell.....	1934

10	
<b>Gardner Minshew</b> .....	2021-
DeSean Jackson.....	2019-20
Mack Hollins.....	2017-18
Chase Daniel.....	2016
Jonathan Krause.....	2015
DeSean Jackson.....	2008-13
Koy Detmer.....	1998-2006
Pat Ryan.....	1991
John Teltschik.....	1986-89

John Walton.....	1979
Ove Johansson.....	1977
Mike Boryla.....	1974-76
George Mira.....	1969
King Hill.....	1961-68
Al Dorow.....	1957
Adrian Burk.....	1951-56
Frank Tripucka.....	1949
Al Sherman.....	1943-47
Tommy Thompson.....	1941-42
Maurice Harper.....	1937-40
Don Jackson.....	1936
Isadore Weinstock.....	1935
George Kavel.....	1934
Swede Ellstrom.....	1934

11	
Carson Wentz.....	2016-20
Josh Huff.....	2014
Trent Edwards.....	2012
Steve Smith.....	2011
Jeremy Bloom.....	2006
Jeff Blake.....	2004
Tim Hasselbeck.....	2002
Ron Powlus.....	2000
Mark Rypien.....	1996
Jay Fiedler.....	1994-95
Matt Bahr.....	1993
Casey Weldon.....	1992
Scott Tinsley.....	1987
Kyle Mackey.....	1986
Jeff Christensen.....	1984-85
John Walton.....	1978
John Walton.....	1976
Rick Arrington.....	1970-72
Norm Van Brocklin.....	1958-60
Bobby Thomason.....	1952-57
John Rauch.....	1951
Tommy Thompson.....	1945-50
Richard Erdlitz.....	1942
Lou Ghecas.....	1941
Francis Murray.....	1939-40
Bernie Lee.....	1938
Fritz Ferko.....	1937
Ed Manske.....	1936
Jack Knapper.....	1934
Lee Woodruff.....	1933

12	
Randall Cunningham.....	1985-95
Bob Holly.....	1984
Bill Troup.....	1974
Tom McNeill.....	1973
Kent Lawrence.....	1969
Herschel Ramsey.....	1938-40
Art Buss.....	1936-37
Ed Matesic.....	1934-35
John Roberts.....	N/A

13	
Travis Fulgham.....	2020
Nelson Agholor.....	2017-19
Josh Huff.....	2015-16
Damaris Johnson.....	2012-13
Rick Engles.....	1978



Chuck Hughes.....	1967-69
Joe Hoague.....	1943
Len Barnum.....	1941-42
Dave Smukler.....	1936-39
George Kenneally.....	1933-35

**14**

<b>Kenneth Gainwell.....</b>	<b>2021-</b>
Robert Davis.....	2019
Mike Wallace.....	2018
Marcus Johnson.....	2017
Riley Cooper.....	2010-15
A.J. Feeley.....	2006-08
A.J. Feeley.....	2001-03
Doug Pederson.....	1999
Jeff Wilkins.....	1994
Rick Tuten.....	1989
Marty Horn.....	1987
Pete Liske.....	1971-72
Bob Gambold.....	1953
Woody Dow.....	1938-40
Rudy Gollomb.....	1936
Swede Hanson.....	1933-35

**15**

<i>Steve Van Buren.....</i>	<i>1944-51</i>
Ted Laux.....	1943-44
Lou Tomasetti.....	1941-42
Clem Woltman.....	1938-40
William Hughes.....	1937
John Konopka.....	1936
Osborne Wilson.....	N/A
Laf Russell.....	1933

**16**

<b>Quez Watkins.....</b>	<b>2021-</b>
Deontay Burnett.....	2019-20
Mack Hollins.....	2019
DeAndre Carter.....	2018
Bryce Treggs.....	2016
Seyi Ajirotutu.....	2015
Brad Smith.....	2013-14
Chad Hall.....	2010-11
Justin Jenkins.....	2004-06
Gari Scott.....	2001
Jeff Kemp.....	1991
Rob Hertel.....	1980
Horst Muhlmann.....	1975-77
Vern Davis.....	1971
Norman Snead.....	1964-70
Elmer Kolberg.....	1939-40
John Kusko.....	1936-38
James Zyntell.....	1935
Harry O'Boyle.....	1933
Sylvester Davis.....	1933

**17**

KeeSean Johnson.....	2021
Alshon Jeffery.....	2017-20
Nelson Agholor.....	2015-16
Arrelious Benn.....	2013
Lonny Calicchio.....	1997
Freddie Solomon.....	1995
Mitch Berger.....	1994
Harold Carmichael.....	1971-83

Taft Reed.....	1967
Ralph Guglielmi.....	1963
Jerry Reichow.....	1960
Fred Enke.....	1952
Ebert Van Buren.....	1951
James Russell.....	N/A
Joe Carter.....	1935-40

**18**

<b>Jalen Reagor.....</b>	<b>2020-</b>
Josh McCown.....	2019
Shelton Gibson.....	2017-18
Dorial Green-Beckham.....	2016
Jeremy Maclin.....	2009-14
Willie Reid.....	2008
Donté Stallworth.....	2006
Chris Boniol.....	1997-98
Dave Archer.....	1991
Roman Gabriel.....	1976-77
Ben Hawkins.....	1966-73
Ray Hamilton.....	1940
Rankin Britt.....	1939
Herbert Roton.....	1937
Joe Pilconis.....	1936-37
Albert Weiner.....	1934
Nick Prisco.....	1933
Porter Lainhart.....	1933

**19**

<b>J.J. Arcega-Whiteside.....</b>	<b>2019-</b>
Golden Tate.....	2018
Paul Turner.....	2016
Miles Austin.....	2015
Greg Salas.....	2012
Mardy Gilyard.....	2012
Brandon Gibson.....	2009
Michael Gasperson.....	2007
Carl Ford.....	2005
Sean Morey.....	2001
Troy Smith.....	1999
Guido Merckens.....	1987
Tom Dempsey.....	1971-74
Dan Berry.....	N/A
Harold Pegg.....	1940
George Somers.....	1939-40
Tom Burnette.....	1938
Fritz Ferko.....	1938
Herman Bassman.....	1936
Jim Leonard.....	1934-37
Orrin Pape.....	1933
Roger Kirkman.....	1933

**20**

<i>Brian Dawkins.....</i>	<i>1996-2008</i>
Vaughn Hebron.....	1995
Andre Waters.....	1984-1993
Leroy Harris.....	1979-82
John Outlaw.....	1973-78
Leroy Keyes.....	1969-72
Frank Budd.....	1962
Jim Harris.....	1957
Bibbles Bawel.....	1955-56
Don Stevens.....	1954
Don Stevens.....	1952
Elmer Hackney.....	1940-41

Henry Reese.....	1937-39
Jim MacMurdo.....	1937
Pete Stevens.....	1936
Howard Bailey.....	1935
Clyde Williams.....	1935
John Lipski.....	1933-34
Alex Marcus.....	1933

**21**

<b>Andre Chachere.....</b>	<b>2021-</b>
Jalen Mills.....	2020
Ronald Darby.....	2018-19
Patrick Robinson.....	2017
Leodis McKelvin.....	2016
Jerome Couplin.....	2014-15
Roc Carmichael.....	2013
David Sims.....	2012
Joselio Hanson.....	2008-11
William James.....	2006-07
Dustin Fox.....	2006
Matt Ware.....	2004-05
Bobby Taylor.....	1995-2003
Eric Allen.....	1988-94
Evan Cooper.....	1984-87
John Sciarra.....	1978-83
Al Clark.....	1976
Wes Chesson.....	1973-74
Jackie Allen.....	1972
Ray Jones.....	1970
Joe Scarpati.....	1964-69
Jim Carr.....	1959-63
Al Pollard.....	1951-53
William Boedeker.....	1950
Chuck Cherundolo.....	1940
Allison White.....	1939
Herschel Stockton.....	1937-38
John Kusko.....	1936
Paul Cuba.....	1934-35
Les Maynard.....	1933
James Zyntell.....	1933

**22**

<b>Marcus Epps.....</b>	<b>2020-</b>
Sidney Jones.....	2017-19
Nolan Carroll.....	2016
Brandon Boykin.....	2012-14
Asante Samuel.....	2008-2011
Joselio Hanson.....	2006-07
Eric McCoo.....	2004
Duce Staley.....	1997-2003
James Fuller.....	1996
James Saxon.....	1995
Marvin Goodwin.....	1994
Vai Sikahema.....	1992-93
Mark Higgs.....	1989
Jacque Robinson.....	1987
Robert Lavette.....	1987
Brenard Wilson.....	1979-87
Larry Marshall.....	1974-77
Cyril Pinder.....	1968-70
Tim Brown.....	1960-67
Lee Riley.....	1956-59
Ralph Goldston.....	1954-55
Ralph Goldston.....	1952
Don Jones.....	1940



Elmer Kolberg.....	1939
James Russell.....	N/A
Edward Storm.....	1934-35
Henry Obst.....	1933

**23**

Rodney McLeod.....	2016-21
Nolan Carroll.....	2014-15
Patrick Chung.....	2013
Dominique Rodgers-Cromartie.....	2011-12
Dimitri Patterson.....	2009-10
Ryan Moats.....	2005-06
Troy Vincent.....	1996-2003
Derrick Frazier.....	1994-95
Heath Sherman.....	1989-93
Willie Tural.....	1987
Cedrick Brown.....	1987
Bob Howard.....	1978-79
Clifford Brooks.....	1975-76
Roger Williams.....	N/A
Harry Jones.....	1967-70
Willie Brown.....	1966
Claude Crabb.....	1964-65
Mike McClellan.....	1962-63
Carl Taseff.....	1961
Ken Keller.....	1956-57
William Roffler.....	1954
Raymond George.....	1940
Zed Coston.....	1939
Bill Wilson.....	1938
Harry Shaub.....	1935
Phil Poth.....	1934
Vince Zizak.....	1934-37
Paul Cuba.....	1933

**24**

Jordan Howard.....	2021
Darius Slay.....	2020
Jordan Howard.....	2019
Corey Graham.....	2017-18
Ryan Mathews.....	2015-16
Bradley Fletcher.....	2013-14
Nnamdi Asomugha.....	2011-12
Brandon Hughes.....	2010
Joique Bell.....	2010
Sheldon Brown.....	2003-09
Blaine Bishop.....	2002
Rod Smart.....	2001
Darnell Autry.....	2000
Tim McTyer.....	1997-98
Corey Barlow.....	1993
Alan Dial.....	1989
Alan Reid.....	1987
Reggie Brown.....	1987
Russell Gary.....	1986
Ray Ellis.....	1981-85
Zac Henderson.....	1980
Henry Monroe.....	1979
Artimus Parker.....	1974-76
Nate Ramsey.....	1963-72
Don Schaefer.....	1956
George Taliaferro.....	1955
Dom Moselle.....	1954
Bill Schneller.....	N/A
Rabbit Keen.....	1937-38

Joe Pilconis.....	N/A
Herman Bassman.....	1936
Jack Knapper.....	1934
Dick Lachman.....	1934-35
Joe Carpe.....	1933
Howard Auer.....	1933

**25**

LeSean McCoy.....	2010-14
Lorenzo Booker.....	2008
Dustin Fox.....	2007
Lamar Gordon.....	2005
Dorsey Levens.....	2004
Dorsey Levens.....	2002
Monty Montgomery.....	2001
Je'Rod Cherry.....	2000
Allen Rossum.....	1998-99
Willie Clark.....	1997
Deral Boykin.....	1996
Greg Tremble.....	1995
Charlie Garner.....	1994
Tom Gerhart.....	1992
Anthony Toney.....	1986-90
Dennis DeVaughn.....	1982-83
Zachary Dixon.....	1980
Bill Bryant.....	1978
Tom Sullivan.....	1972-77
Larry Conjar.....	1968
Bob Shann.....	1967
Bob Shann.....	1965
Bill Mack.....	1964
Tommy McDonald.....	1957-63
Pete Retzlaff.....	1956
Toy Ledbetter.....	1953-55
Hugh McCullough.....	1943
Russ Thompson.....	1940
Emmet Kriel.....	1939
Henry Reese.....	1935-36
Leonard Gudd.....	1934
Osborne Wilson.....	1933

**26**

<b>Miles Sanders.....</b>	<b>2019-</b>
Jay Ajayi.....	2018
Jaylen Watkins.....	2016-17
Walter Thurmond.....	2015
Cary Williams.....	2014
Jaiquawn Jarrett.....	2011-12
Mike Bell.....	2010
Sean Jones.....	2009
Lito Sheppard.....	2002-08
Darnell Autry.....	1998
Jerome Henderson.....	1995
Al Jackson.....	1994
Ben Smith.....	1993
Ben Smith.....	1990-91
Michael Haddix.....	1983-88
John Sanders.....	1977-79
Art Malone.....	1975-76
Al Nelson.....	1965-73
Clarence Peaks.....	1957-63
Dave DiFilippo.....	1941
Lester McDonald.....	1940
Wimpy Giddens.....	1938
Winford Baze.....	1937

Forrest McPherson.....	1935-36
Dan Barnhart.....	1934
Jack Norby.....	1934
Joseph Kresky.....	1933

**27**

<b>Zech McPheerson.....</b>	<b>2021-</b>
Malcolm Jenkins.....	2014-19
Brandon Hughes.....	2011-13
Quintin Mikell.....	2005-10
Norman LeJeune.....	2003
Julian Jones.....	2002
James Bostic.....	1998-99
Eric Zomalt.....	1994-96
Siran Stacy.....	1992
Topper Clemons.....	1987
Richard Blackmore.....	1979-82
Ronald "Po" James.....	1972-74
Irv Cross.....	1969
Trenton Jackson.....	1966
Irv Cross.....	1961-65
Gene Johnson.....	1959-60
Billy Wells.....	1958
Hal Giancanelli.....	1953-56
Neil Ferris.....	1952
Clyde Scott.....	1949-52
Alvin Johnson.....	1948
Pete Kmetovic.....	1946
Ted Laux.....	1944
John Butler.....	1945
John Butler.....	1943
Bob Davis.....	1942
Sam Bartholomew.....	1941
Milton Trost.....	1940
George Rado.....	1937-38
Jack Dempsey.....	1937
Burle Robison.....	1935
Jack Dempsey.....	1934
Robert Gonya.....	1933-34
Milton Leathers.....	1933
George Demas.....	1933

**28**

<b>Anthony Harris.....</b>	<b>2021-</b>
Jordan Howard.....	2020
Will Parks.....	2020
Jay Ajayi.....	2019
Wendell Smallwood.....	2016-18
Earl Wolff.....	2013-14
Dion Lewis.....	2011-12
Marlin Jackson.....	2010
Ramzee Robinson.....	2009
Correll Buckhalter.....	2006-08
Correll Buckhalter.....	2003
Correll Buckhalter.....	2001
Amp Lee.....	2000
Clarence Love.....	1998
Mel Gray.....	1997
Don Griffin.....	1996
Greg Harding.....	1987
Lou Rash.....	1984
Bill Bradley.....	1969-76
Jim Gray.....	1967
Paul Dudley.....	1963
Bob Jackson.....	1960



Ray Keeling.....	1938-39
Harry Klopenburg.....	1936
J. "Stumpy" Thomason.....	1935
Max Padlow.....	1935-36
Joe Pilconis.....	N/A
Algy Clark.....	N/A
Guy Turnbow.....	1934
Dick Thornton.....	1933

**29**

<b>Avonte Maddox.....</b>	<b>2018-</b>
LeGarrette Blount.....	2017
Terrence Brooks.....	2016
DeMarco Murray.....	2015
Nate Allen.....	2010-14
LeSean McCoy.....	2009
Tony Hunt.....	2007-08
Roderick Hood.....	2003-06
Darrel Crutchfield.....	2001
Corey Walker.....	1998
Adam Walker.....	1996
Mark McMillian.....	1992-95
Elbert Foules.....	1983-87
Jo Jo Heath.....	1981
Al Latimer.....	1979
Mark Burke.....	1976
Harold Jackson.....	1969-72
Israel Lang.....	1964-68
John Nocera.....	1959-62
William Hughes.....	1938-40
Charles Knox.....	1937
Joe Pivarnick.....	1936
Herman Bassman.....	N/A
J. "Stumpy" Thomason.....	1935
Stephen Banas.....	1935
Glenn Campbell.....	1935
Ray Smith.....	1933
Dick Fenci.....	1933

**30**

<b>JaCoby Stevens.....</b>	<b>2021-</b>
Corey Clement.....	2017-20
Ed Reynolds.....	2015
Colt Anderson.....	2010-13
Geoff Pope.....	2009
J.R. Reed.....	2007-08
J.R. Reed.....	2004
Brian Mitchell.....	2000-02
Charlie Garner.....	1995-98
Otis Smith.....	1991-94
Chris Johnson.....	1987
Don Calhoun.....	1982
Cleveland Franklin.....	1977-78
Mike Hogan.....	1980
Ron Lou.....	1975
Joe Lavender.....	1973-75
Jim Raye.....	1969
Alvin Haymond.....	1968
Theron Sapp.....	1959-63
Bosh Pritchard.....	1951
Bosh Pritchard.....	1946-49
Milton Smith.....	1945
Richard Erdlitz.....	1945
Bosh Pritchard.....	1942
John Binotto.....	1941

Mort Landsberg.....	1941
Don Looney.....	1940
Bob Masters.....	1937
Harry Benson.....	1935
Claude Urevig.....	N/A
Barnes Milton.....	1934
Chuck Brodnicki.....	1934
Art Koeninger.....	1933

**31**

Nickell Robey-Coleman.....	2020
Jalen Mills.....	2016-19
Byron Maxwell.....	2015
Shaun Prater.....	2013
Curtis Marsh.....	2011-13
Ellis Hobbs.....	2009-10
Dexter Wynn.....	2004-06
Daryon Brutley.....	2003
Al Harris.....	1998-2002
Derrick Witherspoon.....	1995-97
Brian O'Neal.....	1994
Tyrone Jones.....	1989
Troy West.....	1987
Wilbert Montgomery.....	1977-84
Tom Bailey.....	1971-74
Ron Goodwin.....	1963
Ebert Van Buren.....	1952-53
Dan Sandifer.....	1950-51
Art Macioszczyk.....	1947
Jim Castiglia.....	1941
Art Macioszczyk.....	1945-46
Ted Williams.....	1942
Jim Castiglia.....	1941
Phil Ragazzo.....	1940
Jerry Ginney.....	1940
Bob Masters.....	1939
Emmett Mortell.....	1937-39
William Brian.....	1935-36
Irv Kupcinet.....	1935
Tom Graham.....	1935
Joe Carter.....	1933-34

**32**

<b>Jason Huntley.....</b>	<b>2020-</b>
Rasul Douglas.....	2017-19
Eric Rowe.....	2015
Chris Polk.....	2012-14
Owen Schmitt.....	2010-11
P.J. Hill.....	2009
Kyle Eckel.....	2008
Marcus Paschal.....	2007
Michael Lewis.....	2002-06
Jason Bostic.....	1999-2000
Ricky Watters.....	1995-97
James Joseph.....	1991-94
Walter Abercrombie.....	1988
Michael Ulmer.....	1987
Michael Williams.....	1983-84
Booker Russell.....	1981
Jim Culbreath.....	1980
Earl Carr.....	1979
Herb Lusk.....	1976-78
Charles Ford.....	1974
Jackie Smith.....	1971
Rick Duncan.....	1968

Roger Gill.....	1964-65
Joe Pagliei.....	1959
Neil Worden.....	1957
Neil Worden.....	1954
Jack Myers.....	1948-50
John Rogalla.....	1945
Toimi Jarvi.....	1944-45
Charles Gauer.....	1943-44
Irv Hall.....	1942
Red Wolfe.....	N/A
Glenn Frey.....	1936-37
Everitt Rowan.....	1933
Nip Felber.....	1933

**33**

<b>Josiah Scott.....</b>	<b>2021-</b>
Blake Countess.....	2020
Elijah Holyfield.....	2020
Josh Adams.....	2018
Dexter McDougle.....	2017
Ron Brooks.....	2016
Chris Prosinski.....	2014
Jordan Poyer.....	2013
Jerome Harrison.....	2010
Jack Ikegwuonu.....	2009
Donald Strickland.....	2005
Clinton Hart.....	2003
Terrence Carroll.....	2001
Thomas Hamner.....	2000
Eric Bieniemy.....	1999
Aaron Hayden.....	1998
Tim Watson.....	1997
Keivn Bouie.....	1996
William Frizzell.....	1992-93
William Frizzell.....	1986-90
Mike Waters.....	1986
Louie Giammona.....	1978-82
Ronald "Po" James.....	1975
Randy Jackson.....	1974
Steve Preece.....	1970-72
Ron Blye.....	1969
Ollie Matson.....	1965-66
Don Jonas.....	1962
Merrill Douglas.....	1962
Bill Barnes.....	1957-61
Willie Berzinski.....	1956
Roy Barni.....	1954-55
Russ Craft.....	1946-53
Steve Sader.....	1943
Jack Banta.....	1944-45
Jack Banta.....	1941
Taldon Manton.....	1940
Bob Masters.....	1942
Ray Spillers.....	1937
Guy Turnbow.....	1933

**34**

<b>Kary Vincent.....</b>	<b>2021-</b>
Cre'Von LeBlanc.....	2018-20
Dexter McDougle.....	2018
Donnel Humphrey.....	2017
Kenjon Barner.....	2016
Bryce Brown.....	2012-13
Ronnie Brown.....	2011
Eldra Buckley.....	2009-10



Reno Mahe.....	2003-06
Jamie Reader.....	2001
Kevin Turner.....	1995-99
Herschel Walker.....	1992-94
Terry Hoage.....	1986-90
Hubie Oliver.....	1983-85
Hubie Oliver.....	1981
James Betterson.....	1977-78
Dave Hampton.....	1976
Larry Watkins.....	1970-72
Earl Gros.....	1964-66
Jay Arnold.....	1937-41
Mike Sebastian.....	1935
Laurence Steinbock.....	1933
Ray Lechthaler.....	1933

**35**

<b>Boston Scott.....</b>	<b>2018-</b>
Trae Elston.....	2017
Terrell Watson.....	2016
Denzel Rice.....	2015
Trevard Lindley.....	2010
Macho Harris.....	2009
Nick Graham.....	2007
Bruce Perry.....	2005-06
Chris Warren.....	2000
Edwin Watson.....	1999
Anthony Marshall.....	1998
DeAuntae Brown.....	1997
Kevin Bouie.....	1995
Mark Konecny.....	1988
Mike Kullman.....	1987
Perry Harrington.....	1980-83
Mike Hogan.....	1976-78
Adrian Young.....	1968-72
Ray Poage.....	1964-65
Ted Dean.....	1960-63
Pete Pihos.....	1947-55
Dick Bassi.....	1940
Drew Ellis.....	1938-39
Forrest McPherson.....	1937
Rich Smith.....	1933
Tex Leyendecker.....	1933

**36**

<b>Tay Gowan.....</b>	<b>2021-</b>
Rudy Ford.....	2019-20
Deiondre' Hall.....	2018
Jay Ajayi.....	2017
Dwayne Gratz.....	2016
JaCorey Shepherd.....	2015
Brian Westbrook.....	2002-09
Stanley Pritchett.....	2000
Michael Zordich.....	1994-98
Robert Drummond.....	1989-91
Bobby Morse.....	1987
Herman Hunter.....	1985
Norm Bulaich.....	1973-74
Tom McNeill.....	1971-72
Dick Bielski.....	1955-58
John Brewer.....	1952-53
Jerry Cowhig.....	1951
Joe Muha.....	1946-50
Terry Fox.....	1945
Joe Hoague.....	1943

Dean Steward.....	1943
John Stackpool.....	1942
Terry Fox.....	1941
Joe Bukant.....	1938-39
Hebert Roton.....	N/A
Carl Kane.....	1936
Ed Manske.....	1935

**37**

<b>Mac McCain.....</b>	<b>2021-</b>
Garyland Arnold.....	2020
Marcus Epps.....	2019
Ryan Lewis.....	2019
Johnathan Cyprien.....	2019
Tre Sullivan.....	2018
C.J. Smith.....	2016
Jaylen Watkins.....	2014-15
Jamar Wall.....	2010
Sean Considine.....	2005-08
Sean Woodson.....	1998
Sammy Lilly.....	1989-90
Junior Tautalatasi.....	1986-88
Billy Campfield.....	1978-82
Tommy Campbell.....	1976
Merritt Kersey.....	1974-75
Tom Woodeshick.....	1963-71
Ernie Steele.....	1942-48
Fred Gloden.....	1941
John Cole.....	1940
Bree Cuppoletti.....	1939
John Cole.....	1938
Winford Baze.....	N/A
Robert Rowe.....	1935

**38**

Michael Jacquet.....	2020
Orlando Scandrick.....	2019
Kenjon Barner.....	2017
Aaron Grymes.....	2016
E.J. Biggers.....	2015
Keelan Johnson.....	2013
Jorrick Calvin.....	2010
Cecil Martin.....	1999-2002
Charles Dimry.....	1997
Dexter McNabb.....	1995
Rich Miano.....	1992-95
Russell Gary.....	1987
Jairo Penaranda.....	1985
Mickey Fitzgerald.....	1981
Steve Atkins.....	1981
Larry Barnes.....	1979
Bill Olds.....	1976
George Amundson.....	1975
Tony Baker.....	1971
Sam Baker.....	1964-69
Rob Goode.....	1955
John Huzvar.....	1952
Jake Schuehle.....	1939
Bill Fiedler.....	1938

**39**

Elijah Riley.....	2021
Craig James.....	2019-20
Chandon Sullivan.....	2018
Byron Marshall.....	2016

Matthew Tucker.....	2013
Stanley Havili.....	2012
Quintin Demps.....	2008-09
Sheldon Brown.....	2002
Michael Reed.....	1998
Corey Walker.....	1998
Tony Brooks.....	1992
Victor Bellamy.....	1987
Major Everett.....	1983-85
Bob Torrey.....	1980
Bill Olds.....	1976
Kermit Alexander.....	1972-73
Pete Emelianchik.....	1967
Bill Mackrides.....	1947-51
Foster Watkins.....	1941
Bob Pylman.....	1938-39
Harry Benson.....	N/A

**40**

<i>Tom Brookshier.....</i>	<i>1956-61</i>
Don Johnson.....	1953-55
Frank Reagan.....	1949-51
Leslie Palmer.....	1948
Elliott Ormsbee.....	1946
Sonny Karnofsky.....	1945
Wesley McAfee.....	1941
Charles Newton.....	1939-40

**41**

<b>Jared Mayden.....</b>	<b>2021-</b>
Kevon Seymour.....	2020
Trevor Williams.....	2020
De'Vante Bausby.....	2018
Ronald Darby.....	2017
Randall Evans.....	2015
Emil Igwenagu.....	2012
Jarrad Page.....	2011
Antoine Harris.....	2010
Tanard Davis.....	2007
Stephen Spach.....	2005
Thomas Tapeh.....	2004
William Hampton.....	2001
Johnny Thomas.....	1996
Fred McCrary.....	1995
Keith Byars.....	1987-92
Alvin Ross.....	1987
Earnest Jackson.....	1985
Randy Logan.....	1973-83
Richard Harvey.....	1970
Harry Wilson.....	1969-70
Harry Wilson.....	1967
Howard Cassady.....	1962
Bob Freeman.....	1960-61
Jerry Norton.....	1954-58
Frank Ziegler.....	1949-53
Gil Steinke.....	1945-48
Buist Warren.....	1945
Foster Watkins.....	1940
Ted Schmitt.....	1938-40

**42**

<b>K'Von Wallace.....</b>	<b>2020-21</b>
Andrew Sendejo.....	2019
Chris Maragos.....	2014-17
Kurt Coleman.....	2010-13





Jason Davis.....	2006
Jack Brewer.....	2005
Rashard Cook.....	1999-2002
Dialleo Burks.....	1996
David Whitmore.....	1995
Mike Reid.....	1993-94
John Booty.....	1991-92
Eric Everett.....	1988-89
Angelo James.....	1987
Keith Byars.....	1986
Calvin Murray.....	1981-82
Steve Wagner.....	1980
Dennis Morgan.....	1975
Aaron Martin.....	1966-67
Bob Harrison.....	1962-63
Bob Hudson.....	1957-58
Bob Hudson.....	1954-55
Raymond George.....	1940
Ray Hamilton.....	1940
Swede Hanson.....	1936-37
George Mulligan.....	1936
Bud Jorgenson.....	1935

**43**

Darren Sproles.....	2014-19
Leonard Weaver.....	2009-10
Damon Moore.....	1999-2001
Randy Kinder.....	1997
Erik McMillan.....	1993
Roger Vick.....	1990
Roynell Young.....	1980-88
James McAlister.....	1975-76
Sonny Davis.....	1971
Ralph Heck.....	1963-65
Walt Kowalczyk.....	1958-59
Robert Smith.....	1956
Jim Parmer.....	1948-56
Jack Hinkle.....	1943-47
James Lankas.....	1942
William Jefferson.....	1942
Jack Hinkle.....	1941

**44**

<i>Pete Retzlaff</i> .....	<i>1957-66</i>
Harry Dowda.....	1954-55
Bob Stringer.....	1952-53
Norman Willey.....	1950-51
Ben Kish.....	1943-49
William Pollock.....	1943
Albert Johnson.....	1942
Franklin Emmons.....	1940

**45**

<b>Rick Lovato</b> .....	<b>2016-</b>
Jamar Adams.....	2010
Joselio Hanson.....	2006
Jeremy Thornburg.....	2005
Tim Hauck.....	1999-2001
Matt Stevens.....	1998
Barry Wilburn.....	1995-96
Vaughn Hebron.....	1993-94
Thomas Sanders.....	1990-91
Jeff Griffin.....	1987
Charles Crawford.....	1986-87
Von Mansfield.....	1982

Marion Reeves.....	1974
Pat Gibbs.....	1972
Ron Medved.....	1966-70
Don Burroughs.....	1960-64
Paige Cothren.....	1959
Rocky Ryan.....	1956-58
Tom Brookshier.....	1953
Joe Sutton.....	1950-52
Noble Doss.....	1947-48
Dick Riffle.....	1938-40
Art Buss.....	1936
Leo Raskowski.....	1935
Thomas Bushby.....	1935

**46**

Jameson Houston.....	2020
Adrian Killins.....	2020
Jon Dorenbos.....	2007-16
Quintin Mikell.....	2003-06
Fredric Ford.....	1997
Markus Thomas.....	1993
Izel Jenkins.....	1988-92
Chris Gerhard.....	1987
Herman Edwards.....	1977-85
Lee Bougness.....	1973
Lee Bougness.....	1970-71
Glen Amerson.....	1961
Brad Myers.....	1958
Ted Wegert.....	1955-56
Don Miller.....	1954

**47**

Nathan Gerry.....	2017-20
Trey Burton.....	2014-16
Gerard Lawson.....	2010
Charles Emanuel.....	1997
Greg Jackson.....	1994-95
Andre Hardy.....	1984
Charlie Williams.....	1978
Larry Crowe.....	1972
Ron Bull.....	1971
Ed Hayes.....	1970
John Mallory.....	1968
Nick Basca.....	1941

**48**

<b>Patrick Johnson</b> .....	<b>2021-</b>
Elijah Riley.....	2020
Josh Hawkins.....	2018
Jon Ritchie.....	2003-04
Andre President.....	1997
Steve Hendrickson.....	1995
Wes Hopkins.....	1983-93
Martin Mitchell.....	1977
Greg Oliver.....	1973-74
Jay Johnson.....	1969-70
Ben Scotti.....	1963
Eberle Schultz.....	1940

**49**

Alex Singleton.....	2019-21
Boston Scott.....	2018
Tom Nelson.....	2011
Jamar Chaney.....	2010
Dan Klecko.....	2008

Josh Parry.....	2004-05
Andrew Jordan.....	1998
Luther Broughton.....	1997
Todd Bell.....	1989
Tom Caterbone.....	1987
Eric Johnson.....	1977-78
John Tarver.....	1975
Jim Thrower.....	1970-72
Wayne Colman.....	1968-69
Glenn Glass.....	1964-65
Jerry Williams.....	1953-54
Pat McHugh.....	1947-51
Mel Bleeker.....	1944-46
Robert Thurbon.....	1943
Dan DeSantis.....	1941

**50**

Casey Tucker.....	2021
Eric Wilson.....	2021
Duke Riley.....	2019-20
LaRoy Reynolds.....	2018
Bryan Braman.....	2017
Stephen Tulloch.....	2016
Kiko Alonso.....	2015
Casey Matthews.....	2011-14
Ernie Sims.....	2010
Will Witherspoon.....	2009
Tank Daniels.....	2006
Justin Ena.....	2005
Zeke Moreno.....	2005
Mark Simoneau.....	2004
Alonzo Ephraim.....	2003
James Willis.....	1995-98
Dave Rimington.....	1988-89
Garry Cobb.....	1985-87
Guy Morriss.....	1974-83
Ron Porter.....	1969-72
Dave Recher.....	1966-68
Darrel Aschbacher.....	1959
Bob Kelley.....	1955-56
Baptiste Manzini.....	1944-45
Al Wukits.....	1943
Ken Hayden.....	1942
Robert Bjorklund.....	1941
Don Jackson.....	1936
Alabama Pitts.....	1935

**51**

Shareef Miller.....	2019
Steven Means.....	2016-17
Emmanuel Acho.....	2013-14
Jamar Chaney.....	2011-12
Antwan Barnes.....	2010
Joe Mays.....	2008-09
Matt McCoy.....	2005-06
Nate Wayne.....	2004
Carlos Emmons.....	2000-03
William Thomas.....	1991-99
Ricky Shaw.....	1989-90
Chuck Gorecki.....	1987
Reggie Wilkes.....	1978-85
Ron Lou.....	1975
Dick Cunningham.....	1973
Dwight Kelley.....	1966-71
Dave Recher.....	1965



Jim Schrader ..... 1962-64  
 Chuck Weber..... 1959-61  
 Frank Szymanski..... 1948  
 Boyd Williams..... 1947  
 Ray Graves..... 1946  
 Enio Conti..... 1944-45  
 Robert Wear..... 1942  
 Al Milling..... 1942  
 Lyle Graham..... 1941

**52**

**Davion Taylor ..... 2020-**  
 Zach Brown..... 2019  
 Najee Goode..... 2016-17  
 Brad Jones..... 2015  
 Jason Phillips..... 2013  
 Brian Rolle..... 2012  
 Daniel Te'o-Nesheim..... 2010  
 Tracy White..... 2009  
 Pago Togafau..... 2007  
 Jason Short..... 2004-06  
 Barry Gardner..... 1999-2002  
 Jon Haskins..... 1998  
 DeShawn Fogle..... 1997  
 Sylvester Wright..... 1995-96  
 Vaughan Johnson..... 1994  
 Louis Cooper..... 1993  
 Jessie Small..... 1989-91  
 Todd Bell..... 1988  
 Matt Battaglia..... 1987  
 Rich Kraynak..... 1983-86  
 Ray Phillips..... 1978-81  
 Kevin Reilly..... 1973-74  
 Dave Lloyd..... 1963-70  
 Roy Lee Caffey..... 1963  
 Wayne Robinson..... 1952-56  
 Vic Linds kog..... 1944-51  
 Ray Graves..... 1942-43

**53**

**Christian Elliss..... 2021-**  
 Rashad Smith..... 2020  
 Nigel Bradham..... 2016-19  
 Najee Goode..... 2013-15  
 Ryan Rau..... 2012  
 Moise Fokou..... 2009-11  
 Mark Simoneau..... 2005  
 Hugh Douglas..... 2004  
 Mark Simoneau..... 2003  
 Hugh Douglas..... 1998-2002  
 N.D. Kalu..... 1997  
 Bill Romanowski..... 1994-95  
 John Roper..... 1993  
 Ivan Caesar..... 1991  
 Maurice Henry..... 1990  
 Fred Smalls..... 1987  
 Dwayne Jiles..... 1985-89  
 Jody Schulz..... 1983-84  
 Dennis Franks..... 1976-78  
 Dick Absher..... 1972  
 Fred Whittingham..... 1971  
 Harold Wells..... 1965-68  
 Bob Butler..... 1962  
 John Simerson..... 1957  
 Bob Pellegrini..... 1958-61

Bob Pellegrini..... 1956  
 Ken Farragut..... 1951-54  
 Alex Wojciechowicz..... 1946-50  
 Walt Masters..... 1936

**54**

**Shaun Bradley ..... 2020-**  
 Kamu Grugier-Hill..... 2016-19  
 Jake Knott..... 2013  
 Brandon Graham..... 2010-12  
 Tracy White..... 2008-09  
 Jeremiah Trotter..... 2004-06  
 Nate Wayne..... 2003  
 Tyreo Harrison..... 2002  
 Jeremiah Trotter..... 1998-2001  
 Jeff Herrod..... 1997  
 DeShawn Fogle..... 1997  
 Terry Crews..... 1996  
 Kurt Gouveia..... 1995  
 Britt Hager..... 1989-94  
 Kelly Kirchbaum..... 1987  
 Alonzo Johnson..... 1986-87  
 Jon Kimmel..... 1985  
 Zack Valentine..... 1982  
 Drew Mahalic..... 1976-78  
 Jim Opperman..... 1975  
 Tom Roussel..... 1973  
 Chuck Allen..... 1972  
 Calvin Hunt..... 1970  
 Gene Ceppetelli..... 1968-69  
 Jim Ringo..... 1964-67  
 Bill Lapham..... 1960  
 Gerry Huth..... 1959

**55**

**Brandon Graham ..... 2013-**  
 Darryl Tapp..... 2011-12  
 Stewart Bradley..... 2010  
 Stewart Bradley..... 2007-08  
 Dhani Jones..... 2004-06  
 Tyreo Harrison..... 2003  
 Quinton Caver..... 2001-02  
 Ray Farmer..... 1996-98  
 Nate Dingle..... 1995  
 Ken Rose..... 1990-94  
 Mike Reichenbach..... 1984-89  
 Frank LeMaster..... 1974-82  
 Jerry Sturm..... 1972  
 Fred Brown..... 1967-68  
 Maxie Baughan..... 1960-65  
 Basilio Marchi..... 1942  
 Frank Bausch..... 1941

**56**

**Isaac Seumalo ..... 2021-**  
 Casey Toohill..... 2020  
 Chris Long..... 2017-18  
 Bryan Braman..... 2014-16  
 Phillip Hunt..... 2013  
 Akeem Jordan..... 2007-2012  
 Shawn Barber..... 2006  
 Greg Richmond..... 2005  
 Derrick Burgess..... 2004  
 Shawn Barber..... 2002  
 Mike Caldwell..... 1998-2001

Darrin Smith..... 1997  
 Joe Kelly..... 1996  
 Byron Evans..... 1987-94  
 David Brown..... 1987  
 Jerry Robinson..... 1979-84  
 Dean Halverson..... 1973-75  
 Bill Overmyer..... 1972  
 Bill Hobbs..... 1969-71  
 Fred Whittingham..... 1966  
 Bill Hewitt..... 1937-39

**57**

**T.J. Edwards..... 2019-**  
 D.J. Alexander..... 2018  
 Dannell Ellerbe..... 2017  
 Travis Long..... 2013-15  
 Jason Williams..... 2012  
 Adrian Moten..... 2012  
 Keenan Clayton..... 2010-11  
 Chris Gocong..... 2007-09  
 Keith Adams..... 2002-05  
 James Darling..... 1997-2000  
 Marc Woodard..... 1994-96  
 Scott Kowalkowski..... 1991-92  
 Tom Polley..... 1985  
 Bill Cowher..... 1983-84  
 Mike Curcio..... 1981-82  
 Mike Osborn..... 1978  
 James Reed..... 1977  
 Ernie Calloway..... 1967

**58**

Genard Avery..... 2019-21  
 L.J. Fort..... 2019  
 Jordan Hicks..... 2015-18  
 Trent Cole..... 2005-14  
 Ike Reese..... 1998-2004  
 Whit Marshall..... 1996  
 Derrick Oden..... 1993-95  
 Ty Allert..... 1987-89  
 Byron Lee..... 1986-87  
 Anthony Griggs..... 1982-85  
 Terry Tautolo..... 1976-79  
 Rocky Colavito..... 1957  
 Bob Creech..... 1971-72  
 Mel Tom..... 1967-69  
 Dave Cahill..... 1966

**59**

Cameron Malveaux..... 2021  
 Joe Bachie..... 2020  
 B.J. Bello..... 2018  
 Joe Walker..... 2017  
 DeMeco Ryans..... 2012-15  
 Brian Rolle..... 2011  
 Nick Cole..... 2006-10  
 Dedrick Roper..... 2005  
 Mike Labinjo..... 2004-05  
 Derrick Burgess..... 2001-03  
 Mike Mamula..... 1995-2000  
 Carlos Bradley..... 1987  
 Seth Joyner..... 1986-93  
 Joel Williams..... 1983-85  
 Al Chesley..... 1979-82  
 Tom Ehlers..... 1975-77



Mike Evans..... 1968-73  
Joseph Wendlick..... 1940-41

**60**

Chuck Bednarik..... 1949-62  
Don Weedon..... 1947  
Ed Michaels..... 1943-46  
Al Thacker..... 1942  
Bob Suffridge..... 1941

**61**

Raequan Williams..... 2020-21  
Stefen Wisniewski..... 2016-18  
Julian Vandervelde..... 2013-15  
Mike Gibson..... 2008  
Adrien Clarke..... 2005  
Giradie Mercer..... 2000  
Steve Everitt..... 1997-99  
Theo Adams..... 1995  
Eric Floyd..... 1992-93  
Ben Tamburello..... 1987-90  
Matt Long..... 1987  
Mark Slater..... 1979-83  
Bill Dunstan..... 1973-76  
Tony Guillory..... 1969  
Arunas Vasys..... 1966-68  
Howard Keys..... 1960-63  
Tom Louderback..... 1958-59  
John Michels..... 1953  
Duke Maronic..... 1944-50  
Gordon Paschka..... 1943  
Joseph Frank..... 1941  
Tony Cemore..... 1941

**62**

Jason Kelce..... 2011-  
Max Jean-Gilles..... 2007-10  
Alonzo Jackson..... 2005  
Ron Johnson..... 2003  
Scott Peters..... 2002  
Dwight Johnson..... 2000  
Ian Beckles..... 1997-98  
Guy McIntyre..... 1995-96  
Brian Baldinger..... 1992-93  
Dennis McKnight..... 1991  
Nick Haden..... 1986  
Pete Perot..... 1979-84  
Johnny Jackson..... 1977  
Bill Lueck..... 1975  
Guy Morriss..... 1973  
Mike Dirks..... 1968-71  
Jerry Mazzanti..... 1963  
John Wittenborn..... 1960-62  
Knox Ramsey..... 1952  
Bill Horrell..... 1952  
Dan Talcott..... 1947  
Augie Lio..... 1946  
Mike Mandarino..... 1944-45  
Andrew Brunski..... 1943  
Woody Gerber..... 1941-42

**63**

Jack Driscoll..... 2020-  
David Molk..... 2014-15  
Danny Watkins..... 2011-12

Jeremy Clark..... 2010  
Bryan Smith..... 2008  
Hank Fraley..... 2001-05  
David Diaz-Infante..... 1999  
Raleigh McKenzie..... 1995-96  
Joe Panos..... 1994  
Daryle Smith..... 1990-92  
Ron Baker..... 1980-88  
Tom Luken..... 1972-78  
Lynn Hoyem..... 1964-67  
Mike Woulfe..... 1962  
Tom Catlin..... 1959  
Ken Huxhold..... 1954-58  
Norman Willey..... 1952  
Leo Skladany..... 1949  
Albert Baisi..... 1947  
Bruno Banducci..... 1944-45  
Rupert Pate..... 1941-42  
Ralph Fritz..... 1941

**64**

Brett Toth..... 2020-  
Matt Tobin..... 2013-16  
Jake Scott..... 2012  
Jeff Owens..... 2010  
Antonio Dixon..... 2009  
Chris Patrick..... 2008  
Stefan Rogers..... 2006-07  
Sean Love..... 1997  
Joe Rudolph..... 1995  
Mike Perrino..... 1987  
Dean Miraldi..... 1982-84  
Garry Puetz..... 1979  
Ed George..... 1976-78  
Ernie Janet..... 1975  
Joe Jones..... 1974-75  
Norm Davis..... 1970  
Dean Wink..... 1967-68  
Randy Beisler..... N/A  
Ed Blaine..... 1963-66  
Roy Hord..... 1962  
Stan Campbell..... 1959-61  
Galen Laack..... 1958  
John Simerson..... 1958  
Bob Gaona..... 1957  
Abe Gibron..... 1956-57  
Russ Carroccio..... 1955  
Menil Mavraides..... 1954  
Mario Giannelli..... 1948-51  
Robert McDonough..... 1946

**65**

Lane Johnson..... 2013-  
King Dunlap..... 2009-12  
Keyonta Marshall..... 2005  
Jamaal Green..... 2004  
Bubba Miller..... 1997-2000  
Moe Elewonibi..... 1995  
Ron Hallstrom..... 1993  
Ron Solt..... 1988-89  
Gary Bolden..... 1987  
Bob Landsee..... 1986-87  
Mark Dennard..... 1984-85  
Charlie Johnson..... 1977-81  
Rosie Manning..... 1975

Roy Kirksey..... 1974  
Henry Allison..... 1971-72  
Bil Stetz..... 1967  
John Mellekas..... 1963  
Jim Beaver..... 1962  
Jerry Huth..... 1959-60  
Harold Bradley..... 1958  
Menil Mavraides..... 1957  
Tom Dimmick..... 1956  
Jess Richardson..... 1953  
Dan Rogas..... 1952  
Cliff Patton..... 1946-50  
Bob Suffridge..... 1945

**66**

Ross Pierschbacher..... 2020  
Jamon Brown..... 2020  
Anthony Rush..... 2019  
Akeem Spence..... 2019  
Will Beatty..... 2017  
Andrew Gardner..... 2014-15  
Dallas Reynolds..... 2012  
Kimo von Oelhoffen..... 2007  
Trey Darilek..... 2004-05  
Bobbie Williams..... 2001-03  
Jeff Dellenbach..... 1999  
Jerry Crafts..... 1998  
Mike Zandofsky..... 1997  
John Hudson..... 1993-95  
Ken Reeves..... 1985-89  
Bill Bergery..... 1974-80  
Roy Kirksey..... 1973  
Bill Cody..... 1972  
Don Chuy..... 1969  
Gordon Wright..... 1967  
Bruce Van Dyke..... 1966  
Bill Byrne..... 1963  
Will Renfro..... 1961  
Joe Robb..... 1959-60  
Ed Meadows..... 1958  
Frank D'Agostino..... 1956  
Ed Sharkey..... 1954-55  
Baptiste Manzini..... 1948  
John Wyhonic..... 1946-47

**67**

Nate Herbig..... 2019-21  
Chance Warmack..... 2017-18  
Dennis Kelly..... 2012-15  
Jamaal Jackson..... 2005-11  
Ryan Schau..... 1999-2001  
Steve Gabbard..... 1989  
Gerry Feehery..... 1983-87  
Lem Burnham..... 1977-79  
Jeff Bleamer..... 1975-76  
Herb Dobbins..... 1974  
Vern Winfield..... 1972-73  
Erwin Will..... 1965  
Pete Case..... 1962-64  
Proverb Jacobs..... 1958  
John Magee..... 1948-55  
Jack Sanders..... 1945

**68**

Jordan Mailata..... 2020-



Josh Andrews.....	2015-16
Matt Tennant.....	2012
Steve Vallos.....	2012
Kyle DeVan.....	2011
Austin Howard.....	2010
Dan Klecko.....	2008
Pat McCoy.....	2007
Steve Scullio.....	2004
Damian Lavergne.....	2003
Morris Unutoa.....	1996-98
Frank Cornish.....	1995
Ricky Shaw.....	1994
Tom McHale.....	1993-94
Reggie Singletary.....	1987-90
Pete Walters.....	1987
Dennis Harrison.....	1978-84
Dennis Nelson.....	1976-77
Blenda Gay.....	1975-76
Mark Nordquist.....	1968-74
Bobby Richards.....	1962-65
Bill Striegel.....	1959
Bill Koman.....	1957-58
Dick Murley.....	1956
Maurice Nipp.....	1956
Maurice Nipp.....	1952-53
Ray Romero.....	1951

## 69

<b>Landon Dickerson.....</b>	<b>2021-</b>
Matt Pryor.....	2019-20
Dillon Gordon.....	2016
Evan Mathis.....	2011-14
Jon Runyan.....	2000-08
George Hegamin.....	1998
Harry Boatwain.....	1995
Burt Grossman.....	1994
Bruce Collie.....	1990-91
Jim Angelo.....	1987
Jeff Tupper.....	1986
Dwaine Morris.....	1985
Woody Peoples.....	1978-80
Rich Glover.....	1975
Carl Gersbach.....	1970
Joe Tyrrell.....	1952
Dave DiFlippo.....	N/A

## 70

Jim Skaggs.....	1963-72
Don Owens.....	1958-60
<i>Al Wistert.....</i>	<i>1943-51</i>
Leo Brennan.....	1942
Joseph Frank.....	1941

## 71

Jason Peters.....	2009-20
Scott Young.....	2006-07
Jermame Mayberry.....	1996-2004
Mike Chalenski.....	1993-95
Cecil Gray.....	1990-91
Ken Clarke.....	1978-87
William Wynn.....	1973-76
Dick Hart.....	1967-70
Joe Lewis.....	1962
John Wilcox.....	1960
Don King.....	1956

Jim Ricca.....	1955-56
Tom Higgins.....	1954-55
Otis Douglas.....	1946-49
George Fritts.....	1945
Ed Fiben.....	N/A
Eberle Schultz.....	1943
Frank Hradbetin.....	1942
Cecil Sturgeon.....	1941

## 72

<b>Kayode Awosika.....</b>	<b>2021-</b>
Prince Tega Wanogho.....	2020
Halapoulivaati Vaitai.....	2016-19
Cedric Thornton.....	2012-15
Tra Thomas.....	1998-2008
Joe Panos.....	1995-97
Jeff Wenzel.....	1987-94
David Alexander.....	1987
Kevin Allen.....	1985
Dave Pacella.....	1984
Jim Fritzsche.....	1983
Wade Key.....	1970-79
Floyd Peters.....	1964-69
Frank Fuller.....	1963
Jess Richardson.....	1958-61
Jess Richardson.....	1954-56
George Mrkonic.....	1953
Dick Steere.....	1951
Walt Stickel.....	1950-51
Roger Harding.....	1947
T.J. Champion.....	1947
Marshall Shires.....	1945
Bob Friedman.....	1944
Ted Doyle.....	1943
Stephen Levanites.....	1942
Leon Cook.....	1942
Hodges West.....	1941

## 73

<b>Marvin Wilson.....</b>	<b>2021-</b>
Isaac Seumalo.....	2016-20
Wade Smith.....	2014
Joe Kruger.....	2013
Julian Vandervelde.....	2011
Bobby McCray.....	2010
Derrick Burgess.....	2010
Shawn Andrews.....	2004-08
Kevin Dogins.....	2003
Jim Pyne.....	2001
Oliver Ross.....	1999
Steve Martin.....	1998
Jerry Crafts.....	1997
Lester Holmes.....	1993-96
Ron Heller.....	1988-92
Paul Ryczek.....	1987
Steve Kenney.....	1980-85
Pete Lazetich.....	1976-77
Richard Stevens.....	1970-74
Jim Norton.....	1968
Ed Khayat.....	1964-65
Ed Khayat.....	1958-61
Sid Youngelman.....	1956-58
Lum Snyder.....	1958
Lum Snyder.....	1952-55
Roscoe Hansen.....	1951

Fred Hartman.....	1948
Alfred Bauman.....	1947
Henry Gude.....	1946
Vince Bogren.....	1944
Rocco Canale.....	1943-45
Leo Disend.....	N/A
Ed Kasky.....	1942

## 74

<b>Le'Raven Clark.....</b>	<b>2021-</b>
Luke Juriga.....	2020
Daeshon Hall.....	2018-19
T.Y. McGill.....	2018
Nate Menkin.....	2012
Winston Justice.....	2007-11
Jeremy Bridges.....	2003
Doug Brzezinski.....	1999-2002
Edward Jasper.....	1997-98
Bernard Williams.....	1994
Gerald Nichols.....	1993
Mike Pitts.....	1987-92
Tim Mooney.....	1987
Leonard Mitchell.....	1983-86
Donnie Green.....	1977
John Niland.....	1975
Steve Smith.....	1971-74
Frank Molden.....	1968
Riley Gunnels.....	1960-64
Jerry DeLucca.....	1959
Len Szafaryn.....	1958
Frank Wydo.....	1957
Walter Barnes.....	1948-51

## 75

<b>Tarron Jackson.....</b>	<b>2021-</b>
Vinny Curry.....	2019-20
Josh Sweat.....	2018
Vinny Curry.....	2012-17
Juqua (Thomas) Parker.....	2005-11
Dominic Furio.....	2004-05
Frank Ferrara.....	2003
Michael Sinclair.....	2002
John Michels.....	1999
Troy Drake.....	1995-97
Rob Selby.....	1991-94
Daryle Smith.....	1990
Louis Cheek.....	1990
Scott Leggett.....	1987
Jim Gilmore.....	1986
Stan Walters.....	1975-83
Willie Cullars.....	1974
Dennis Wirgowski.....	1973
Houston Antwine.....	1972
Tuufuli Upersa.....	1971
John Meyers.....	1964-67
Jim McCusker.....	1959-62
Tom Saidock.....	1957
Frank Wydo.....	1952-57
George Savitsky.....	1948
Bill Halverson.....	1942

## 76

<b>Jack Anderson.....</b>	<b>2021-</b>
T.Y. McGill.....	2020
Albert Huggins.....	2019



Allen Barbre.....	2013-16
Phillip Hunt.....	2011-12
Reggie Wells.....	2010
Stacy Andrews.....	2009
Calvin Armstrong.....	2005
Alonzo Ephraim.....	2004
John Welbourn.....	1999-2003
Barrett Brooks.....	1995-98
Broderick Thompson.....	1993-94
Adam Schreiber.....	1996-88
Jerry Sisemore.....	1973-84
Joe Carollo.....	1969-70
Bob Brown.....	1964-68
J.D. Smith.....	1959-63
Volney Peters.....	1958
Len Szafaryn.....	1957
Frank Kilroy.....	1943-55
John Eibner.....	1941-42
Lester McDonald.....	1940

**77**

<b>Andre Dillard.....</b>	<b>2019-</b>
Michael Bennett.....	2018
Taylor Hart.....	2016-17
Barrett Jones.....	2015
Kevin Graf.....	2014
Damion Square.....	2013
Demetress Bell.....	2012
Mike McGlynn.....	2010
Mike McGlynn.....	2008
LaJuan Ramsey.....	2006-07
Artis Hicks.....	2003-05
Lonnie Palelei.....	1999
Richard Cooper.....	1998
Richard Cooper.....	1996
Howard Smothers.....	1995
Keith Millard.....	1993
Antone Davis.....	1991
Donald Evans.....	1988
Michael Black.....	1986
Tom Jelesky.....	1985-86
Rufus Mayes.....	1979
Don Ratliff.....	1975
Jerry Paton.....	1974
Gerry Philbin.....	1973
Ernie Calloway.....	1970-72
Ray Rissmiller.....	1966
Ray Mansfield.....	1963
John Kapele.....	1962
Don Oates.....	1961-62
Jim Weatherall.....	1955-57
Gus Cifelli.....	1954
Jim Kekeris.....	1947
John Eibner.....	1946
Carl Fagioli.....	1944
Tex Williams.....	1942
Bernie Kaplan.....	1942
Phil Ragazzo.....	1941

**78**

<b>Sua Opeta.....</b>	<b>2020-</b>
Fenuki Tupou.....	2009
Victor Abiamiri.....	2007-09
Brodrick Bunkley.....	2006
Hollis Thomas.....	1996-2005

Antone Davis.....	1992-95
Mike Nease.....	1987
Matt Darwin.....	1986-90
Carl Hairston.....	1976-83
Steve Smith.....	1974
Jim Cagle.....	1974
Wayne Mass.....	1972
Dave Graham.....	1968-69
Dave Graham.....	1963-66
John Baker.....	1962
Marion Campbell.....	1956-61
Mike Jarmoluk.....	1949-55

**79**

Brandon Brooks.....	2016-21
Tanner Hawkinson.....	2015
Todd Herremans.....	2005-14
Ian Allen.....	2004
Jim Flanigan.....	2003
Jeremy Slechta.....	2002
Greg Jefferson.....	1995-99
Mike Finn.....	1994
Mike Schad.....	1989-93
Joe Conwell.....	1986-87
Rusty Russell.....	1984
Frank Giddens.....	1981-82
Manny Sistrunk.....	1976-79
Mitch Sutton.....	1974-75
Lane Howell.....	1965-69
Gene Gossage.....	1960-62
Lum Snyder.....	1958
Buck Lansford.....	1955-57
Vic Sears.....	1941-53

**80**

<b>Tyree Jackson.....</b>	<b>2021-</b>
Quez Watkins.....	2020
Jordan Matthews.....	2018-19
Markus Wheaton.....	2018
Ron Johnson.....	2011
Kevin Curtis.....	2007-09
Billy McMullen.....	2004-05
James Thrash.....	2001-03
Torrance Small.....	1999-2000
Irving Fryar.....	1996-98
Reggie Johnson.....	1995
James Lofton.....	1993
Reggie Lawrence.....	1993
Rod Harris.....	1990-91
Marvin Hargrove.....	1990
Cris Carter.....	1987-89
Bobby Duckworth.....	1986
Keith Baker.....	1985
Joe Hayes.....	1984
Byron Williams.....	1983
Alvin Hooks.....	1981
Luther Blue.....	1980
Art Thoms.....	1977
Don Zimmerman.....	1973-76
Clark Hoss.....	1972
Don Brumm.....	1970-71
Randy Beisler.....	1966-68
Gary Henson.....	1963
Ken Gregory.....	1962
John Tracey.....	1961

Ken MacAfee.....	1959
Gene Mitcham.....	1958
Bill Stribling.....	1955-57
Neill Armstrong.....	1947-51
Bert Kuczynski.....	1946
Leonard Supluski.....	1942
Fred Meyer.....	1942
Kirk Hershey.....	1941
Granville Harrison.....	1941

**81**

<b>Richard Rodgers.....</b>	<b>2021-</b>
Jason Croom.....	2020
Joshua Perkins.....	2019
Kamar Aiken.....	2018
Jordan Matthews.....	2014-16
Jason Avant.....	2006-13
Terrell Owens.....	2004-05
Billy McMullen.....	2003
Tony Stewart.....	2001
Charles Johnson.....	1999-2000
Jeff Graham.....	1998
Mark Seay.....	1996-97
Rob Carpenter.....	1995
Paul Richardson.....	1993
Roy Green.....	1991-92
Mike Bellamy.....	1990
Henry "Gizmo" Williams.....	1989
Shawn Beals.....	1988
Otis Grant.....	1987
Kenny Jackson.....	1984-87
Ron Smith.....	1981-83
Scott Fitzkee.....	1979-80
Oren Middlebrook.....	1978
Stan Davis.....	1973
Larry Estes.....	1972
Jim Whalen.....	1971
Ron Goodwin.....	1964-68
Eddie Bell.....	1955-58
Willie Irvin.....	1953
Bibbles Bawel.....	1952
John O'Quinn.....	1951
Dick Humbert.....	1946-49
Don McDonald.....	1944-45
John Yovicsin.....	1944
Walt Nowak.....	1944
Ray Reutt.....	1943
Robert Priestly.....	1942
Dick Humbert.....	1941

**82**

<b>John Hightower.....</b>	<b>2020-</b>
Richard Rodgers.....	2019
Torrey Smith.....	2017
Emil Igwenagu.....	2013
Clay Harbor.....	2010-12
Alex Smith.....	2009
L.J. Smith.....	2003-08
Dameane Douglas.....	1999-2002
Karl Hankton.....	1998
Chris T. Jones.....	1995-97
Victor Bailey.....	1993-94
Mickey Shuler.....	1991
Mike Quick.....	1982-90
Jerrold McRae.....	1979



Ken Payne.....	1978
Bob Picard.....	1973-76
Tim Rossoovich.....	1968-71
George Tarasovic.....	1963-65
Tom Scott.....	1953-58
Joe Restic.....	1952
Danny DiRenzo.....	N/A
Rudy Smeja.....	1946
Milton Smith.....	1945
Bill Hewitt.....	1943
Bill Combs.....	1942
Robert Krieger.....	1941

**83**

<b>Noah Togiai.....</b>	<b>2021-</b>
Caleb Wilson.....	2020
Shelton Gibson.....	2019
Joshua Perkins.....	2018
Marvin McNutt.....	2012
Greg Lewis.....	2003-08
Jeff Thomason.....	2000-02
Troy Smith.....	1999
Dietrich Jells.....	1998-99
Michael Timpson.....	1997
Ed West.....	1995-96
Michael Young.....	1993
Pat Beach.....	1992
Kenny Jackson.....	1990-91
Jimmie Giles.....	1988-89
Kevin Bowman.....	1987
Phil Smith.....	1986
Tony Woodruff.....	1982-84
Rodney Parker.....	1980-81
Vince Papale.....	1976-78
Don Hultz.....	1964-73
Bill Quinlan.....	1963
Bobby Walston.....	1951-62
Jack Ferrante.....	1945-50
John Smith.....	1945
Jack Smith.....	1942
Jack Ferrante.....	1941

**84**

<b>Greg Ward.....</b>	<b>2019-</b>
Hank Baskett.....	2006-10
Jordan Norwood.....	2009
Freddie Mitchell.....	2001-04
Jamie Asher.....	1999
Luther Broughton.....	1999-2000
Freddie Solomon.....	1996-98
Kelvin Martin.....	1995
Mark Bavaro.....	1993-94
Floyd Dixon.....	1992
Anthony Edwards.....	1989-90
Kenny Jackson.....	1988
Ron Fazio.....	1987
Mike McCloskey.....	1987
Vyto Kab.....	1982-85
Keith Krepfle.....	1975-81
Richard Harris.....	1971-73
Jim Kelly.....	1967
Jim Kelly.....	1965
Don Thompson.....	1964
Mike Clark.....	1963
Leo Sugar.....	1961

Hank Burnine.....	1956-57
Leslie Palmer.....	1948
Larry Cabrelli.....	1941-47

**85**

Richard Rodgers.....	2020
Alex Ellis.....	2019
James Casey.....	2013-14
Darnerien McCants.....	2005
Sean Morey.....	2002
Freddie Milons.....	2002
Na Brown.....	1999-2002
Chris Fontenot.....	1998
Antwuan Wyatt.....	1997
Mark Ingram.....	1996
Art Monk.....	1995
Jeff Snyder.....	1992-94
Mickey Shuler.....	1990-91
Ron Johnson.....	1985-89
Jesse Bendross.....	1987
Mel Hoover.....	1982-84
Charles Smith.....	1974-81
Marlin McKeever.....	1973
Gary Ballman.....	1967-72
Ralph Smith.....	1962-64
Bob Schnelker.....	1953
Billy Hix.....	1950
Jay MacDowell.....	1946
Bob Friedlund.....	1946
Charles Gauer.....	1945
Tony Bova.....	1943
John Shonk.....	1941

**86**

Zach Ertz.....	2013-21
Evan Moore.....	2012
Reggie Brown.....	2005-09
Kori Dickerson.....	2003
Antonio Freeman.....	2002
Gari Scott.....	2001
Alex Van Dyke.....	1999-2000
Brian Finneran.....	1999
Russell Copeland.....	1998
Justin Armour.....	1997
Luther Broughton.....	1997
Dialleo Burks.....	1996
Fred Barnett.....	1990-95
Mike Siano.....	1987
Greg Garrity.....	1984-89
Al Dixon.....	1983
Steve Folsom.....	1981
Ken Dunek.....	1980
Lewis Gilbert.....	1980
Charle Young.....	1973-76
Fred Hill.....	1965-71
Dick Stafford.....	1962-63
Ed Cooke.....	1958
Norman Willey.....	1953-57
Bud Grant.....	1951-52
Bob McChesney.....	1950
Hal Prescott.....	1948-49

**87**

Brent Celek.....	2007-17
Todd Pinkston.....	2000-04

Jed Weaver.....	1999
Jason Dunn.....	1996-98
Frank Wainwright.....	1995
Rickey Brady.....	1995
Maurice Johnson.....	1991-94
Harper LeBel.....	1990
Carlos Carson.....	1987
Eric Bailey.....	1987
John Goode.....	1985
Lawrence Sampleton.....	1982-84
Claude Humphrey.....	1979-81
Kent Kramer.....	1971-74
Fred Brown.....	1969
Dave Lince.....	1966-67
Bill Cronin.....	1965
Dick Lucas.....	1960-63
Art Powell.....	1959
Andy Nacrelli.....	1958
Jack Ferrante.....	1944

**88**

<b>Dallas Goedert.....</b>	<b>2018-</b>
Trey Burton.....	2017
Jeff Maehl.....	2013-14
Cornelius Ingram.....	2009-10
Mike Bartrum.....	2000-06
Luther Broughton.....	1999
Kevin McKenzie.....	1998
Jimmie Johnson.....	1995-97
Keith Jackson.....	1988-91
John Spagnola.....	1984-87
John Spagnola.....	1979-82
Bill Larson.....	1978
Richard Osborne.....	1976-77
Gary Pettigrew.....	1966-74
Jerry Wilson.....	1959-60
Bob Hudson.....	1953
John Zilly.....	1952
Jay MacDowell.....	1947-51
John Durko.....	1945
Merschel Ramsey.....	1944

**89**

<b>Jack Stoll.....</b>	<b>2021-</b>
Hakeem Butler.....	2020
B.J. Cunningham.....	2013
Garrett Mills.....	2010
Martin Rucker.....	2009
Matt Schobel.....	2006-08
Chad Lewis.....	1997-2005
Justin Swift.....	1999
Ed Smith.....	1999
Ron Leshinski.....	1999
Kaseem Sinceno.....	1998
Dialleo Burks.....	1996
Calvin Williams.....	1990-96
Jay Repko.....	1987
Dave Little.....	1985-89
Glen Young.....	1983
Wally Henry.....	1977-82
Steve Zabel.....	1970-74
Mike Ditka.....	1968
Mike Morgan.....	1964-67
John Bredice.....	1956
Don Luft.....	1954



Bob Oristaglio.....	1952
John Green.....	1947-51
Robert Krieger.....	1946
Ben Agajanian.....	1945
Fred Meyer.....	1945
Tom Miller.....	1943-44
Fred Meyer.....	1942
Henry Piro.....	1941

**90**

Ryan Kerrigan.....	2021
Bruce Hector.....	2019
Treyvon Hester.....	2018
Justin Hamilton.....	2017
Marcus Smith.....	2014-16
Clifton Geathers.....	2013
Antonio Dixon.....	2010-12
Darren Howard.....	2006-09
Corey Simon.....	2000-04
Ben Williams.....	1999
Jon Harris.....	1997-98
Ronnie Dixon.....	1995-96
William Perry.....	1993-94
Mike Golic.....	1987-92
Randall Mitchell.....	1987
Aaron Brown.....	1985

**91**

<b>Fletcher Cox.....</b>	<b>2012-</b>
Trevor Laws.....	2011
Darryl Tapp.....	2010
Chris Clemons.....	2008-09
Ian Scott.....	2007
Sam Rayburn.....	2003-06
Uhuru Hamiter.....	2000-01'
Steve Martin.....	1999
Andy Harmon.....	1991-97
Greg Mark.....	1990
Scott Curtis.....	1988
George Cumby.....	1987
Ray Conlin.....	1987
Reggie White.....	1985
Tim Golden.....	1985

**92**

<i>Reggie White.....</i>	<i>1986-92</i>
Smiley Creswell.....	1985

**93**

<b>Milton Williams.....</b>	<b>2021-</b>
Javon Hargrave.....	2020
Tim Jernigan.....	2017-19
Brandon Bair.....	2014-15
Jason Babin.....	2011-12
Trevor Laws.....	2008-10
Jevon Kearse.....	2006-07
Marco Coleman.....	2003
Levon Kirkland.....	2002
Pernell Davis.....	1999
Darion Conner.....	1996-97
Daniel Stubbs.....	1995
Greg Townsend.....	1994
David Bailey.....	1990
John Dumbauld.....	1987-88
Ray Phillips.....	1987

Tom Strauthers.....	1983-86
---------------------	---------

**94**

<b>Josh Sweat.....</b>	<b>2019-</b>
Haloti Ngata.....	2018
Beau Allen.....	2014-17
Derek Landri.....	2011-12
Ricky Sapp.....	2010
Jason Babin.....	2009
Montae Reagor.....	2007
N.D. Kalu.....	2005
N.D. Kalu.....	2001-03
Kelly Gregg.....	1999
Bill Johnson.....	1999
Kevin Johnson.....	1995-96
Leonard Renfro.....	1993-94
Steve Kaufusi.....	1989-90
Dan McMillen.....	1987
Byron Darby.....	1983-86

**95**

<b>Marlon Tuipulotu.....</b>	<b>2021-</b>
Joe Ostman.....	2020
Mychal Kendricks.....	2012-17
Victor Abiamiri.....	2008-09
Jerome McDougle.....	2006
Jerome McDougle.....	2003-04
Justin Ena.....	2002
Tyrone Williams.....	1999-2000
Henry Slay.....	1998
Richard Dent.....	1997
William Fuller.....	1994-96
Mike Flores.....	1991-93
Al Harris.....	1990
Doug Bartlett.....	1988
Jody Schulz.....	1986
John Bunting.....	1972-82

**96**

<b>Derek Barnett.....</b>	<b>2017-</b>
Bennie Logan.....	2013-16
Greg Lloyd.....	2011
Omar Gaither.....	2006-10
Paul Grasmanis.....	2000-05
Al Wallace.....	1997-98
Keith Rucker.....	1996
Mark Gunn.....	1995-96
Mike Flores.....	1994
Clyde Simmons.....	1986-93
Marvin Ayers.....	1987
Harvey Armstrong.....	1982-84
John Sodaski.....	1972-73

**97**

<b>Javon Hargrave.....</b>	<b>2021-</b>
Malik Jackson.....	2019-20
Destiny Vaeao.....	2016-18
Taylor Hart.....	2015
Isaac Sopoaga.....	2013
Cullen Jenkins.....	2011-12
Brodrick Bunkley.....	2007-10
Darwin Walker.....	2001-06
Mark Wheeler.....	1999
Rhett Hall.....	1995-98
Tim Harris.....	1993

Leon Seals.....	1992
Dick Chapura.....	1990
John Klingel.....	1987-88
Jim Auer.....	1987
Reggie Singletery.....	1986
Thomas Brown.....	1980

**98**

Hassan Ridgeway.....	2019-21
Bruce Hector.....	2018-19
Elijah Qualls.....	2017
Connor Barwin.....	2013-16
Mike Patterson.....	2005-12
Greg Richmond.....	2004-05
Brandon Whiting.....	1998-2003
Jimmie Jones.....	1997
Michael Samson.....	1996
Tommy Jeter.....	1992-94
Elois Grooms.....	1987
Greg Brown.....	1981-86
Mike Ditka.....	1967

**99**

<i>Jerome Brown.....</i>	<i>1987-91</i>
Greg Liler.....	1987
Skip Hamilton.....	1987
Joe Drake.....	1985
Leonard Mitchell.....	1981-82
Mel Tom.....	1970-73



A		
Coach	Title	Years
April, Bobby	Special Teams Coordinator	2010-12
April III, Bobby	Defensive Quality Control	2011-12
Atkins, Dave	Running Backs	1986-90
	Special Teams	1991
	Tight Ends	1992
Austin, Greg	Assistant Offensive Line	2013-15
Azzinaro, Jerry	Defensive Line/Assistant Head Coach	2013-15

B		
Coach	Title	Years
Ball, Herman	Offensive Coach	1964-68
Banducci, Bruno	Offensive Line	1958
Banks, Quadrian	Assistant Strength and Conditioning	2013-15
Bartrum, Mike	Assistant Tight Ends	2019-20
Bausch, Frank	Assistant Coach	1941
Becker, John	Running Backs	1980-82
	Wide Receivers	1983
Bell, Bert	Head Coach	1936-40
Bettis, Tom	Defensive Backs	1989-90
Bible, Dana	Offensive Coordinator	1998
Bicknell, Bob	Wide Receivers	2013-15
Bollman, Jim	Tight Ends	1998
Bowles, Todd	Secondary	2012
	Defensive Coordinator	2012
Brasher, Tommy	Defensive Line	1985
	Defensive Line	1999-2005
	Defensive Line	2012
Bratkowski, Zeke	Quarterbacks	1991-92
	Offensive Coordinator/QBs	1993-94
Breiner, Andrew	Pass Game Analyst	2020
Brewer, Gunter	Wide Receivers	2018
Bronzan, Bob	Line	1958
<b>Brown, Tyler</b>	<b>Special Teams Quality Control</b>	<b>2021-</b>
Bruney, Fred	Defensive Backs	1964-68
	Defensive Backs	1977-82
	Asst. Head Coach/Defensive Backs	1983-85
	Interim Head Coach (1 game)	1985
Burke, Matt	Defensive Special Assistant	2019
	Run Game Coordinator/Defensive Line	2020

C		
Coach	Title	Years
Cabrelli, Larry	Ends	1947-50
Caldwell, Mike	Defensive Quality Control	2008-09
	Assistant Linebackers	2010
	Linebackers	2011-12
Callahan, Bill	Offensive Line	1995-97
Campbell, Marion	Defensive Coordinator	1977-82
	Head Coach/Defensive Coordinator	1983-85
Carpenter, Lew	Wide Receivers	1990-92
	Wide Receivers/Tight Ends	1993-94
Carr, Gerald	Wide Receivers	1995-98
Carr, Jimmy	Linebackers	1969-72
Carson, Bud	Defensive Coordinator/Def. Backs	1991-94
Castillo, Juan	Offensive Assistant	1995-96
	Tight Ends	1997
	Offensive Line	1998-2010
	Defensive Coordinator	2011-12
Cherundolo, Chuck	Defensive Line	1962
Childress, Brad	Quarterbacks	1999-2001
	Offensive Coordinator	2002-05
Chinander, Erik	Assistant Defensive Line	2013
Chung, Eugene	Asst. OL/Tight Ends/Run Game	2016-18

Clausen, Chuck	Defensive Line	1976-85
<b>Clay, Michael</b>	<b>Defensive Quality Control</b>	<b>2014</b>
	<b>Assistant Special Teams</b>	<b>2015</b>
	<b>Special Teams Coordinator</b>	<b>2021-</b>
Coughlin, Tom	Wide Receivers	1984-85
Coury, Dick	Wide Receivers	1976-81
Croner, Ken	Assistant Strength and Conditioning	2010
Cross, Irv	Defensive Backs	1969-70
Culley, David	Wide Receivers	1999-2010
	Senior Assistant/Wide Receivers	2011-12

D		
Coach	Title	Years
Daniels, Phillip	Def. Quality Control/Asst. DL	2016-18
	Defensive Line	2019
DaGrosa, John	Assistant Coach	1936-37
Daisher, Ted	Special Teams Quality Control	2004-05
	Special Teams Coordinator	2009
Davis Jr., Bill	Defensive Coordinator	2013-15
Davis Sr., Bill	Linebackers	1976-77
	Tight Ends	1978
Dawson, Mike	Defensive Quality Control	2013
	Assistant Defensive Line	2014-15
Day, Ryan	Quarterbacks	2015
DeFilippo, John	Quarterbacks	2016-17
Devore, Hugh	Head Coach	1956-57
<b>Dickerson, Eric</b>	<b>Defensive Assistant</b>	<b>2021</b>
	<b>Offensive Quality Control</b>	<b>2022-</b>
	Defensive Assistant	1988
Donahue, Ken	Off. Quality Control/Asst. WRs	2016-17
D'Orazio, Joe	Assistant Coach	1950
Douglas, Otis	Offensive Coordinator	1999-2001
Dowhower, Rod	Passing Game	1973-75
Dowler, Boyd	Line	1955

E		
Coach	Title	Years
Ecklund, Brad	Offensive Line	1971-72
Evans, Dick	Defensive Coach	1964-68
Ewart, Charley	Backfield	1946-48

F		
Coach	Title	Years
Fears, Tom	Offensive Coordinator/Wide Receivers	1971-72
Fipp, Dave	Special Teams Coordinator	2013-20
Fisher, Jeff	Defensive Backs	1986-88
	Defensive Coordinator/Linebackers	1989-90
Flajole, Ken	Linebackers	2016-20
Frazier, Leslie	Defensive Backs	1999-2002

G		
Coach	Title	Years
Gamble, Harry	Tight Ends/Special Teams	1981-82
<b>Gannon, Jonathan</b>	<b>Defensive Coordinator</b>	<b>2021-</b>
Ganzs, Frank	Tight Ends/Special Teams	1983-85
Gauer, Charley	Ends	1952-61
	Offensive Coach	1969-70
Gillman, Sid	Quarterbacks	1979-80
	Quarterbacks	1982
	Offensive Assistant	1985
Giunta, Peter	Defensive Assistant	1991-94
Grandelius, Sonny	Backfield	1962-63
Gray, Keith	Assistant Strength and Conditioning	2012-19
<b>Grayer, Edward</b>	<b>Associate Strength and Conditioning</b>	<b>2020-</b>
Groh, Mike	Wide Receivers Coach	2017





	Offensive Coordinator .....	2018-19
Gruden, Jon	Offensive Coordinator .....	1995-97

Lyght, Todd	Assistant Defensive Backs .....	2013-14
Lynn, Johnnie	Secondary/Cornerbacks .....	2011

**H**

<b>Coach</b>	<b>Title</b>	<b>Years</b>
Hammond, Bobby	Offensive Assistant .....	1993-94
Harbaugh, John	Special Teams Coordinator .....	1998-2006
	Secondary/Safeties .....	2007
Harper, Matthew	Assistant Special Teams .....	2013-14, 16-18
	Assistant Defensive Backs .....	2015
	Assistant Wide Receivers .....	2019-20
	Safeties .....	2016-20
Hauck, Tim	Safeties .....	2016-20
Haupt, Dale	Defensive Line .....	1986-94
Hawkins, Ben	Receivers .....	1982
Hill, George	Linebackers .....	1979-84
Hingst, Josh	Head Strength and Conditioning .....	2013-20
Hughes, Ed	Offensive Assistant .....	1981
	Offensive Assistant .....	1989
Huls, Shaun	Director of High Performance .....	2013-19

**M**

<b>Coach</b>	<b>Title</b>	<b>Years</b>
Manuel, Marquand	Defensive Backs .....	2020
McCormack, Mike	Head Coach .....	1973-75
McDermott, Sean	Defensive Quality Control .....	2001-02
	Assistant Defensive Backs .....	2003
	Secondary Coach/Safeties .....	2004-06
	Linebackers .....	2007
	Secondary .....	2008
	Defensive Coordinator .....	2009-10

**McDonald, D.K. Assistant Defensive Backs ..... 2021-**

McDowell, Patrick	Assistant Strength and Conditioning .....	2018-21
McGovern, Bill	Outside Linebackers .....	2013-15
McMillin, Bo	Head Coach .....	1951
McMurdo, Jim	Line .....	1938-40
McPherson, Bill	Linebackers .....	1978
Marandino, Roger	Assistant Strength and Conditioning .....	2011
Marchibroda, Ted	Offensive Coordinator .....	1984-85
Matthews, Billie	Running Backs .....	1983-84
	Defensive Backs .....	1973-75
	Defensive Coordinator/Def. Backs .....	1976
	Offensive Asst/Quality Control .....	1999-2001
	Tight Ends .....	2002-12

**Melvin, Tom Tight Ends ..... 2021-**

Michael, Jason	Linebackers .....	1973-75
Michaels, Walt	Off. Quality Control/Asst. RBs .....	2017-18
Miles, Trent	Assistant Coach .....	1940
Miller, Heinie	Ends/Backfield .....	1951
Millner, Wayne	Head Coach .....	1951

**Minnis, Mike Assistant Strength and Conditioning ..... 2016-**

Minter, Rick	Inside Linebackers .....	2013-15
--------------	--------------------------	---------

**Moorehead, Aaron Wide Receivers ..... 2020-**

Mornhinweg, Marty	Senior Assistant .....	2003
	Asst. Head Coach .....	2004-05
	Asst. Head Coach/Off. Coordinator .....	2006-12
	Senior Offensive Consultant .....	2020
Moss, Joe	Defensive Line .....	1969-72
Mudd, Howard	Offensive Line .....	2011-12
Muir, Bill	Offensive Line .....	1992-94
Musgrave, Bill	Offensive Assistant .....	1998
	Quarterbacks .....	2014

**I**

<b>Coach</b>	<b>Title</b>	<b>Years</b>
Idzik, John	Running Backs .....	1973-75
	Offensive Coordinator/Quarterbacks .....	1976
Iman, Ken	Special Teams/Offensive Line .....	1976-79
	Offensive Line .....	1980-86
Istvan, Roy	Assistant Offensive Line .....	2019-

**J**

<b>Coach</b>	<b>Title</b>	<b>Years</b>
Jackson, Milt	Running Backs .....	1985
Jamieson, Dick	Running Backs .....	1995-96
Jauron, Dick	Senior Assistant/Defensive Backs .....	2010
Jenkins, Pete	Defensive Line .....	2006-08
Joe, Billy	Running Backs .....	1979-80
Johnson, Brian	Quarterbacks .....	2021-
Johnson, Jim	Defensive Coordinator .....	1999-2008
Jones, Ronnie	Strength & Conditioning .....	1987-88
	Strength & Conditioning/Linebackers .....	1989-90

**K**

<b>Coach</b>	<b>Title</b>	<b>Years</b>
Kasper, Joe	Defensive Quality Control .....	2021-
Kellison, John	Line .....	1941-50
Kelly, Chip	Head Coach .....	2013-15
Kelly, Mike	Offensive Assistant .....	2002
Kenneally, George	Assistant Coach .....	1935
Kiesling, Walt	Co-Head Coach .....	1943
Kinne, G.J.	Offensive Special Projects .....	2019
Khayat, Ed	Defensive Line .....	1971
	Head Coach .....	1971-72
	Assistant Coach .....	1957-58
Kilroy, Frank	Defensive Assistant .....	1995-98
Knox Jr., Chuck	Offensive Coordinator/Quarterbacks .....	1990
Kotite, Rich	Head Coach .....	1991-94
Kuharich, Joe	Head Coach .....	1964-68

**L**

<b>Coach</b>	<b>Title</b>	<b>Years</b>
Lazor, Bill	Quarterbacks .....	2013
LeBeau, Dick	Special Teams .....	1973-75
Levy, Marv	Assistant Coach .....	1969
Lewis, Greg	Wide Receivers .....	2016
Lindskog, Vic	Assistant Coach .....	1952-54
Lovett, John	Defensive Backs .....	2013-14

**N**

<b>Coach</b>	<b>Title</b>	<b>Years</b>
Nagy, Matt	Offensive Quality Control .....	2011-12
Neal, Dan	Special Teams .....	1986
	Special Teams/Offensive Line .....	1987
	Offensive Line .....	1988-91
Neale, Greasy	Head Coach .....	1941-50
Niemi, Laurie	Assistant Coach .....	1961-63
Nixon, Jeff	Special Teams Quality Control .....	2007-10
Nixon, Mike	Offensive Assistant .....	1966-68
Noriega, Fernando	Head Strength and Conditioning .....	2021-

**O**

<b>Coach</b>	<b>Title</b>	<b>Years</b>
Ollie, Nathan	Assistant Defensive Line .....	2019-20
Owen, Steve	Assistant Coach .....	1956-57

**P**

<b>Coach</b>	<b>Title</b>	<b>Years</b>
Paganetti, Ryan	Def. Quality Control/Asst. Linebackers .....	2018
	Asst. Linebackers/ Game Management .....	2019-20



<b>Paganetti, T.J.</b>	<b>Off. Quality Control/Asst. OL.....2017-18</b>
	<b>Assistant Running Backs.....2019</b>
	<b>Asst. Run Game Coordinator/Asst. RBs.....2020</b>
	<b>Offensive Quality Control.....2021-</b>
<b>Pannunzio, Joe</b>	<b>Director of Team Development.....2019-20</b>
	<b>Assistant Special Teams Coordinator.....2021-</b>
Pasquale, Larry	Special Teams.....1992-94
<b>Patullo, Kevin</b>	<b>Passing Game Coordinator.....2021-</b>
Payton, Sean	Quarterbacks.....1997-98
Pederson, Doug	Offensive Quality Control.....2009-10
	Quarterbacks.....2011-12
	Head Coach.....2016-20
Peelle, Justin	Assistant Tight Ends.....2013-14
	Tight Ends.....2015-20
Peterson, Carl	Tight Ends.....1976-77
Phillips, Spencer	Off. Quality Control/Asst. Quarterbacks.....2018
	Assistant Quarterbacks.....2019
Phillips, Wade	Defensive Coordinator/Linebackers.....1986-88
Plumb, Ted	Assistant Head Coach/Offense.....1986-89
Putnam, Duane	Offensive Line.....1976-78

**R**

<b>Coach</b>	<b>Title</b>	<b>Years</b>
<b>Rallis, Nick</b>	<b>Linebackers.....</b>	<b>2021-</b>
Ralston, John	Offensive Coordinator.....	1978
<b>Rath, Ted</b>	<b>Director of Sports Performance.....</b>	<b>2020</b>
	<b>Vice President of Player Performance.....</b>	<b>2021-</b>
Rauch, John	Quarterbacks.....	1971-72
Reagan, Frank	Assistant Coach.....	1952-53
Reed, Mike	Defensive Assistant/Quality Control.....	2003-06
Reich, Frank	Offensive Coordinator.....	2016-17
Reid, Andy	Head Coach.....	1999-2012
Rhodes, Ray	Head Coach.....	1995-98
Richardson, Jess	Defensive Line.....	1971-72
Rivera, Ron	Linebackers.....	1999-2003
Roberts, Al	Special Teams.....	1988-90
<b>Rocker, Tracy</b>	<b>Defensive Line.....</b>	<b>2021-</b>
Roland, Johnny	Running Backs.....	1976-78
Rubin, Barry	Strength and Conditioning Assistant.....	2008-09
	Strength and Conditioning.....	2010-12
Rust, Rod	Linebackers.....	1976-77
Ryan, Buddy	Head Coach.....	1986-90

**S**

<b>Coach</b>	<b>Title</b>	<b>Years</b>
Sandusky, John	Offensive Line.....	1973-75
Scangarello, Rich	Senior Offensive Assistant.....	2020
Schwartz, Jim	Defensive Coordinator.....	2016-20
Scovil, Doug	Quarterbacks.....	1986-89
<b>Scudder, Tyler</b>	<b>Defensive Assistant.....</b>	<b>2022-</b>
Segrest, Rory	Special Teams Quality Control.....	2006
	Special Teams Coordinator.....	2007-08
	Defensive Line.....	2009-10
Shaw, Buck	Head Coach.....	1958-60
Shaw, David	Offensive Assistant.....	1997
Shuey, Bill	Offensive Assistant/Quality Control.....	2003-06
	Defensive Assistant/Quality Control.....	2007
	Linebackers.....	2008-10
Shurmur, Pat	Tight Ends.....	1999-2001
	Quarterbacks.....	2002-08
	Offensive Coordinator.....	2013-15
	Interim Head Coach.....	2015
<b>Singleton, Jemal</b>	<b>Running Backs/Assistant Head Coach.....</b>	<b>2021-</b>
<b>Sirianni, Nick</b>	<b>Head Coach.....</b>	<b>2021-</b>
Skorich, Nick	Line.....	1958-60

	Head Coach.....	1961-63
Smith, Brian	Assistant Linebackers.....	2015
Smith, Danny	Special Teams.....	1995-96
	Defensive Backs.....	1997-98
Smith, Otis	Assistant Secondary.....	2008
Spagnuolo, Steve	Defensive Asst/Quality Control.....	1999-2000
	Defensive Backs.....	2001-03
	Linebackers.....	2004-06
Staley, Duce	Special Teams Quality Control.....	2011-12
	Running Backs.....	2013-17
	Assistant Head Coach/Running Backs.....	2018-20
Stanfel, Dick	Offensive Line.....	1964-70
<b>Steichen, Shane</b>	<b>Offensive Coordinator.....</b>	<b>2021-</b>
Stewart, Brian	Special Assistant/Defense.....	2009
Stiles, Lynn	Tight Ends/Special Teams.....	1979-81
<b>Stoutland, Jeff</b>	<b>Offensive Line.....</b>	<b>2013-17</b>
	<b>Run Game Coordinator/Offensive Line.....</b>	<b>2018-</b>
Stuber, Abe	Backfield.....	1955

**T**

<b>Coach</b>	<b>Title</b>	<b>Years</b>
<b>Taney, Alex</b>	<b>Offensive Quality Control.....</b>	<b>2021</b>
	<b>Asst. Quarterbacks/Offensive Assistant.....</b>	<b>2022-</b>
Taylor, Press	Offensive Quality Control.....	2013-17
	Quarterbacks.....	2018-19
	Passing Game Coordinator/QBs.....	2020
Thomas, Emmitt	Defensive Coordinator.....	1995-98
Thomas, Stephen	Defensive Quality Control.....	2015
Thomason, Bobby	Quarterbacks.....	1957
Thompson, Luke	Assistant Special Teams.....	2019-20
Toub, Dave	Special Teams Quality Control.....	2001-2003
Trgovac, Mike	Defensive Line.....	1995-98
Trimble, Jim	Assistant Coach.....	1951
	Head Coach.....	1952-55

**U**

<b>Coach</b>	<b>Title</b>	<b>Years</b>
Undlin, Cory	Defensive Backs.....	2015-19
Urban, James	Offensive Assistant/Quality Control.....	2007-08
	Quarterbacks.....	2009-10

**V**

<b>Coach</b>	<b>Title</b>	<b>Years</b>
Van Buren, Steve	Backfield.....	1952
Vasso, Dino	Def. Quality Control/Asst. Secondary.....	2016-18
	Assistant Secondary.....	2019
	Assistant Coordinator/Defense.....	2020
Vechiarella, Jim	Linebackers.....	1991-94
Vermeil, Dick	Head Coach.....	1976-82
Vitt, Joe	Linebackers.....	1995-98

**W**

<b>Coach</b>	<b>Title</b>	<b>Years</b>
<b>Wagner, Ben</b>	<b>Assistant Strength and Conditioning.....</b>	<b>2016-</b>
Walch, Carson	Assistant Wide Receivers.....	2018
	Wide Receivers.....	2019
Walsh, Bill	Offensive Line.....	1987-91
Walters, Trent	Secondary.....	2004-07
<b>Washburn, Jeremiah</b>	<b>Senior Defensive Assistant.....</b>	<b>2020-21</b>
	<b>Defensive Ends/Outside Linebackers.....</b>	<b>2022-</b>
Washburn, Jim	Defensive Line.....	2011-12
Wampfler, Jerry	Defensive Line.....	1973-75
	Offensive Line.....	1979-83
Wessel, Joe	Special Teams.....	1997
Whipple, Mark	Offensive Assistant.....	2008



Williams, Jerry	Assistant.....	1958-63
	Head Coach .....	1969-71
Williams, Jim	Strength and Conditioning .....	1991-94
Williams, Ted	Tight Ends.....	1995-96
	Running Backs.....	1997-2012
	Tight Ends.....	2013-14
Wilson, Chris	Defensive Line.....	2016-18
<b>Wilson, Dennard</b>	<b>Defensive Backs .....</b>	<b>2021</b>
	<b>Def. Passing Game Coordinator/DBs .....</b>	<b>2022-</b>
Wolf, Mike	Strength and Conditioning .....	1995-2009
Wood, Dick	Offensive Coordinator .....	1983
	Running Backs.....	1991-94
<b>Woods, Dustin</b>	<b>Associate Strength and Conditioning.....</b>	<b>2021-</b>
Wray, Lud	Head Coach .....	1933-35

**Z**

<b>Coach</b>	<b>Title</b>	<b>Years</b>
Zampese, Ken	Offensive Assistant.....	1998
Zilly, Jack	Running Backs/Special Teams .....	1970-72
Zordich, Michael	Defensive Quality Control.....	2010
	Secondary/Safeties .....	2011-12



**2022**

<u>Rd</u>	<u>No</u>	<u>Player</u>	<u>Pos</u>	<u>College</u>
1	13	Jordan Davis	DT	Georgia
2	51	Cam Jurgens	C/G	Nebraska
3	83	Nakobe Dean	LB	Georgia
6	181	Kyron Johnson	LB	Kansas
6	198	Grant Calcaterra	TE	Southern Methodist

**2021**

<u>Rd</u>	<u>No</u>	<u>Player</u>	<u>Pos</u>	<u>College</u>
1	10	DeVonta Smith	WR	Alabama
2	37	Landon Dickerson	C	Alabama
3	73	Milton Williams	DT	Louisiana Tech
4	123	Zech McPhearson	CB	Texas Tech
5	150	Kenneth Gainwell	RB	Memphis
6a	189	Marlon Tuipulotu	DT	USC
6b	191	Tarron Jackson	DE	Coastal Carolina
6c	224	JaCoby Stevens	LB	LSU
7	234	Patrick Johnson	LB	Tulane

**2020**

<u>Rd</u>	<u>No</u>	<u>Player</u>	<u>Pos</u>	<u>College</u>
1	21	Jalen Reagor	WR	TCU
2	53	Jalen Hurts	QB	Oklahoma
3	103	Davion Taylor	LB	Colorado
4a	127	K'Von Wallace	S	Clemson
4b	145	Jack Driscoll	T	Auburn
5	168	John Hightower	WR	Boise State
6a	196	Shaun Bradley	LB	Temple
6b	200	Quez Watkins	WR	Southern Miss.
6c	210	Prince Tega Wanogho	T	Auburn
7	233	Casey Toohill	DE	Stanford

**2019**

<u>Rd</u>	<u>No</u>	<u>Player</u>	<u>Pos</u>	<u>College</u>
1	22	Andre Dillard	T	Washington St.
2a	53	Miles Sanders	RB	Penn St.
2b	57	J.J. Arcega-Whiteside	WR	Stanford
4	138	Shareef Miller	DE	Penn St.
5	167	Clayton Thorson	QB	Northwestern

**2018**

<u>Rd</u>	<u>No</u>	<u>Player</u>	<u>Pos</u>	<u>College</u>
2	49	Dallas Goedert	TE	South Dakota St.
4a	125	Avonte Maddox	CB	Pittsburgh
4b	130	Josh Sweat	DE	Florida St.
6	206	Matt Pryor	G/T	TCU
7	233	Jordan Mailata	T	---

**2017**

<u>Rd</u>	<u>No</u>	<u>Player</u>	<u>Pos</u>	<u>College</u>
1	14	Derek Barnett	DE	Tennessee
2	43	Sidney Jones	CB	Washington
3	99	Rasul Douglas	CB	West Virginia
4a	118	Mack Hollins	WR	North Carolina
4b	132	Donnel Pumphrey	RB	San Diego St.
5a	166	Shelton Gibson	WR	West Virginia
5b	184	Nathan Gerry	LB	Nebraska
6	214	Elijah Qualls	DT	Washington

**2016**

<u>Rd</u>	<u>No</u>	<u>Player</u>	<u>Pos</u>	<u>College</u>
1	2	Carson Wentz	QB	North Dakota St.
3	79	Isaac Seumalo	G	Oregon State
5a	153	Wendell Smallwood	RB	West Virginia

5b	164	Halapoulivaati Vaitai	T	TCU
6	196	Blake Countess	S	Auburn
7a	233	Jalen Mills	CB	LSU
7b	240	Alex McCalister	DE	Florida
7c	251	Joe Walker	LB	Oregon

**2015**

<u>Rd</u>	<u>No</u>	<u>Player</u>	<u>Pos</u>	<u>College</u>
1	20	Nelson Agholor	WR	USC
2	47	Eric Rowe	CB	Utah
3	84	Jordan Hicks	LB	Texas
6a	191	JaCorey Shepherd	CB	Kansas
6b	196	Randall Evans	CB	Kansas St.
7	237	Brian Mihalik	DE	Boston College

**2014**

<u>Rd</u>	<u>No</u>	<u>Player</u>	<u>Pos</u>	<u>College</u>
1	26	Marcus Smith	LB	Louisville
2	42	Jordan Matthews	WR	Vanderbilt
3	86	Josh Huff	WR	Oregon
4	101	Jaylen Watkins	DB	Florida
5a	141	Taylor Hart	DE	Oregon
5b	162	Ed Reynolds	S	Stanford
7	224	Beau Allen	DT	Wisconsin

**2013**

<u>Rd</u>	<u>No</u>	<u>Player</u>	<u>Pos</u>	<u>College</u>
1	4	Lane Johnson	T	Oklahoma
2	35	Zach Ertz	TE	Stanford
3	67	Bennie Logan	DT	LSU
4	98	Matt Barkley	QB	USC
5	136	Earl Wolff	S	North Carolina St.
7a	212	Joe Kruger	DE	Utah
7b	218	Jordan Poyer	CB	Oregon St.
7c	239	David King	DE	Oklahoma

**2012**

<u>Rd</u>	<u>No</u>	<u>Player</u>	<u>Pos</u>	<u>College</u>
1	12	Fletcher Cox	DT	Mississippi St.
2a	46	Mychal Kendricks	LB	California
2b	59	Vinny Curry	DE	Marshall
3	88	Nick Foles	QB	Arizona
4	123	Brandon Boykin	CB	Georgia
5	153	Dennis Kelly	T	Purdue
6a	194	Marvin McNutt	WR	Iowa
6b	200	Brandon Washington	G	Miami (FL)
7	229	Bryce Brown	RB	Kansas St.

**2011**

<u>Rd</u>	<u>No</u>	<u>Player</u>	<u>Pos</u>	<u>College</u>
1	23	Danny Watkins	G	Baylor
2	54	Jaiquawn Jarrett	S	Temple
3	90	Curtis Marsh	CB	Utah St.
4a	116	Casey Matthews	LB	Oregon
4b	120	Alex Henery	K	Nebraska
5a	149	Dion Lewis	RB	Pittsburgh
5b	161	Julian Vandervelde	G	Iowa
6a	191	Jason Kelce	C	Cincinnati
6b	193	Brian Rolle	LB	Ohio St.
7a	237	Greg Lloyd	LB	Connecticut
7b	240	Stanley Havili	RB	USC

**2010**

<u>Rd</u>	<u>No</u>	<u>Player</u>	<u>Pos</u>	<u>College</u>
1	13	Brandon Graham	DE	Michigan



2	37	Nate Allen	S	South Florida
3	86	Daniel Te'o-Nesheim	DE	Washington
4a	105	Trevard Lindley	CB	Kentucky
4b	121	Keenan Clayton	LB	Oklahoma
4c	122	Mike Kafka	QB	Northwestern
4d	125	Clay Harbor	TE	Missouri St.
5a	134	Ricky Sapp	DE	Clemson
5b	159	Riley Cooper	WR	Florida
6	200	Charles Scott	RB	LSU
7a	220	Jamar Chaney	LB	Mississippi St.
7b	243	Jeff Owens	DT	Georgia
7c	244	Kurt Coleman	S	Ohio St.

**2009**

Rd	No	Player	Pos	College
1	19	Jeremy Maclin	WR	Missouri
2	53	LeSean McCoy	RB	Pittsburgh
5a	153	Cornelius Ingram	TE	Florida
5b	157	Macho Harris	CB	Virginia Tech
5c	159	Fenuki Tupou	T	Oregon
6	194	Brandon Gibson	WR	Washington St.
7a	213	Paul Fanaika	G	Arizona St.
7b	230	Moise Fokou	LB	Maryland

**2008**

Rd	No	Player	Pos	College
2a	47	Trevor Laws	DT	Notre Dame
2b	49	DeSean Jackson	WR	California
3	80	Bryan Smith	DE	McNeese St.
4a	109	Mike McGlynn	G	Pittsburgh
4b	117	Quintin Demps	S	UTEP
4c	131	Jack Ikegwuonu	CB	Wisconsin
6a	184	Mike Gibson	G	California
6b	200	Joe Mays	LB	North Dakota St.
6c	203	Andy Studebaker	LB	Wheaton
7	230	King Dunlap	T	Auburn

**2007**

Rd	No	Player	Pos	College
2a	36	Kevin Kolb	QB	Houston
2b	57	Victor Abiamiri	DE	Notre Dame
3a	87	Stewart Bradley	LB	Nebraska
3b	90	Tony Hunt	RB	Penn St.
5a	159	C.J. Gaddis	S	Clemson
5b	162	Brent Celek	TE	Cincinnati
6	201	Rashad Barksdale	CB	Albany
7	236	Nate Ilaoa	RB	Hawaii

**2006**

Rd	No	Player	Pos	College
1	14	Brodrick Bunkley	DT	Florida St.
2	39	Winston Justice	T	USC
3	71	Chris Gocong	LB	Cal St. Poly
4a	99	Max Jean-Gilles	G	Georgia
4b	109	Jason Avant	WR	Michigan
5a	147	Jeremy Bloom	WR	Colorado
5b	168	Omar Gaither	LB	Tennessee
6	204	LaJuan Ramsey	DT	USC

**2005**

Rd	No	Player	Pos	College
1	31	Mike Patterson	DT	USC
2a	35	Reggie Brown	WR	Georgia
2b	63	Matt McCoy	LB	San Diego St.
3	77	Ryan Moats	RB	Louisiana Tech

4a	102	Sean Considine	S	Iowa
4b	126	Todd Herremans	T	Saginaw Valley St.
5a	146	Trent Cole	LB	Cincinnati
5b	172	Scott Young	G	BYU
6	211	Calvin Armstrong	T	Washington St.
7a	247	Keyonta Marshall	DT	Grand Valley St.
7b	252	David Bergeron	LB	Stanford

**2004**

Rd	No	Player	Pos	College
1	16	Shawn Andrews	T	Arkansas
3	89	Matt Ware	CB	UCLA
4a	129	J.R. Reed	S	South Florida
4b	131	Trey Darilek	G/T	UTEP
5	162	Thomas Tapeh	FB	Minnesota
6a	185	Andrew Hall	QB	Delaware
6b	192	Dexter Wynn	CB	Colorado St.
7a	227	Adrien Clarke	G	Ohio St.
7b	242	Bruce Perry	RB	Maryland
7c	243	Dominic Furio	C	UNLV

**2003**

Rd	No	Player	Pos	College
1	15	Jerome McDougale	DE	Miami (FL)
2	61	L.J. Smith	TE	Rutgers
3	95	Billy McMullen	WR	Virginia
4	131	Jamaal Green	DE	Miami (FL)
6	185	Jeremy Bridges	G/T	Southern Miss
7	244	Norman LeJeune	S	LSU

**2002**

Rd	No	Player	Pos	College
1	26	Lito Sheppard	CB	Florida
2a	58	Michael Lewis	S	Colorado
2b	59	Sheldon Brown	CB	South Carolina
3	91	Brian Westbrook	RB	Villanova
4	124	Scott Peters	C/G	Arizona St.
5	162	Freddie Milons	WR	Alabama
6	198	Tyreo Harrison	LB	Notre Dame
7	238	Raheem Brock	DE	Temple

**2001**

Rd	No	Player	Pos	College
1	25	Freddie Mitchell	WR	UCLA
2	55	Quinton Caver	LB	Arkansas
3	63	Derrick Burgess	DE	Ole Miss
4	121	Correll Buckhalter	RB	Nebraska
5a	147	Tony Stewart	TE	Penn St.
5b	155	A.J. Feeley	QB	Oregon

**2000**

Rd	No	Player	Pos	College
1	6	Corey Simon	DT	Florida St.
2a	36	Todd Pinkston	WR	Southern Miss
2b	61	Bobbie Williams	G	Arkansas
4	99	Gari Scott	WR	Michigan St.
6a	171	Thomas Hamner	RB	Minnesota
6b	178	John Frank	DE	Utah
6c	192	John Romero	C	California

**1999**

Rd	No	Player	Pos	College
1	2	Donovan McNabb	QB	Syracuse
2	35	Barry Gardner	LB	Northwestern
3	64	Doug Brzezinski	G	Boston College



4a	97	John Welbourn	T	California
4b	128	Damon Moore	DB	Ohio St.
4c	130	Na Brown	WR	North Carolina
6a	172	Cecil Martin	RB	Wisconsin
6b	201	Troy Smith	WR	East Carolina
7a	208	Jed Weaver	TE	Oregon
7b	251	Pernell Davis	DT	UAB

1998

Rd	No	Player	Pos	College
1	11	William Thomas	T	Florida St.
3a	72	Jeremiah Trotter	LB	Stephen F. Austin
3b	85	Allen Rossum	DB	Notre Dame
4a	112	Brandon Whiting	DT	California
4b	116	Clarence Love	DB	Toledo
5	142	Ike Reese	LB	Michigan St.
7a	220	Chris Akins	DT	Texas
7b	240	Melvin Thomas	G	Colorado

1997

Rd	No	Player	Pos	College
1	25	Jon Harris	DE	Virginia
2	57	James Darling	LB	Washington St.
3	71	Duce Staley	RB	South Carolina
4	119	Damien Robinson	DB	Iowa
5a	152	N.D. Kalu	DE	Rice
5b	155	Luther Broughton	TE	Furman
6a	190	Antwan Wyatt	WR	Bethune Cookman
6b	198	Edward Jasper	DT	Texas A&M
7a	207	Koy Detmer	QB	Colorado
7b	225	Byron Capers	DB	Florida St.
7c	227	Deauntae Brown	DB	Central St. (OH)

1996

Rd	No	Player	Pos	College
1	25	Jermame Mayberry	T	Tx. A&M Kingsville
2a	54	Jason Dunn	TE	Eastern Kentucky
2b	61	Brian Dawkins	DB	Clemson
3	85	Bobby Hoying	QB	Ohio St.
4	121	Ray Farmer	LB	Duke
5a	147	Whit Marshall	LB	Georgia
6a	194	Steve White	LB	Tennessee
6b	197	Tony Johnson	TE	Alabama
6c	199	Phillip Riley	WR	Florida St.

1995

Rd	No	Player	Pos	College
1	7	Mike Mamula	DE	Boston College
2a	50	Bobby Taylor	DB	Notre Dame
2b	58	Barrett Brooks	T	Kansas St.
3a	72	Greg Jefferson	DE	Central Florida
3b	78	Chris T. Jones	WR	Miami (FL)
4	119	Dave Barr	QB	California
6	208	Fred McCrary	RB	Mississippi St.
7a	210	Kevin Bouie	RB	Mississippi St.
7b	248	Howard Smothers	T	Bethune Cookman

1994

Rd	No	Player	Pos	College
1	14	Bernard Williams	T	Georgia
2a	37	Bruce Walker	DT	UCLA
2b	42	Charlie Garner	RB	Tennessee
3a	77	Joe Panos	G	Wisconsin
3b	103	Eric Zomalt	DB	California
5	144	Marvin Goodwin	DB	UCLA

6a	174	Ryan McCoy	LB	Houston
6b	193	Mitch Berger	P	Colorado
7	206	Mark Montgomery	RB	Wisconsin

1993

Rd	No	Player	Pos	College
1a	19	Lester Holmes	T	Jackson St.
1b	24	Leonard Renfro	DT	Colorado
2	50	Victor Bailey	WR	Missouri
3a	75	Derrick Frazier	DB	Texas A&M
3b	77	Mike Reid	DB	North Carolina St.
6	163	Derrick Oden	LB	Alabama
7	190	Joey Mickey	TE	Oklahoma
8	217	Doug Skene	T	Michigan

1992

Rd	No	Player	Pos	College
2	48	Siran Stacy	RB	Alabama
3	75	Tommy Jeter	DT	Texas
4a	92	Tony Brooks	RB	Notre Dame
4b	102	Casey Weldon	QB	Florida St.
5	129	Corey Barlow	DB	Auburn
6	160	Jeff Sydner	WR	Hawaii
7	187	William Boatwright	G	Virginia Tech
8	214	Chuck Bullough	LB	Michigan St.
9	241	Ephesians Bartley	LB	Florida
10	272	Mark McMillian	DB	Alabama
11	299	Pumpy Tudors	P	UT Chattanooga
12	326	Brandon Houston	T	Oklahoma

1991

Rd	No	Player	Pos	College
1	8	Antone Davis	T	Tennessee
2	48	Jesse Campbell	DB	North Carolina St.
3	75	Rob Selby	T	Auburn
4	104	William Thomas	LB	Texas A&M
5	131	Craig Erickson	QB	Miami (FL)
6	156	Andy Harmon	DE	Kent St.
7	187	James Joseph	RB	Auburn
8	216	Scott Kowalkowski	LB	Notre Dame
9	242	Chuck Weatherspoon	RB	Houston
10	271	Eric Harmon	G	Clemson
11	298	Mike Flores	DE	Louisville
12	327	Darrell Beavers	DB	Morehead St.

1990

Rd	No	Player	Pos	College
1	22	Ben Smith	DB	Georgia
2	50	Mike Bellamy	WR	Illinois
3	77	Fred Barnett	WR	Arkansas St.
5	133	Calvin Williams	WR	Purdue
6	162	Kevin Thompson	DB	Oklahoma
7	189	Terry Strouf	T	UW La Crosse
8	217	Curt Dukes	T	Oregon
9	244	Cecil Gray	DT	North Carolina
10	273	Orlando Adams	DT	Jacksonville St.
11a	294	John Hudson	C	Auburn
11b	300	Tyrone Watson	WR	Tennessee St.
12	327	Judd Garrett	RB	Princeton

1989

Rd	No	Player	Pos	College
2	49	Jessie Small	LB	Eastern Kentucky
3a	76	Robert Drummond	RB	Syracuse
3b	81	Britt Hager	LB	Texas



6 162 Heath Sherman RB Texas A&I

1988				
Rd	No	Player	Pos	College
1	13	Keith Jackson	TE	Oklahoma
2	30	Eric Allen	DB	Arizona St.
3	64	Matt Patchan	T	Miami (FL)
5	122	Eric Everett	DB	Texas Tech
6a	149	Don McPherson	QB	Syracuse
6b	160	Rob Sterling	DB	Miami (FL)
7	176	Todd White	WR	Cal St.-Fullerton
8	207	David Smith	RB	W. Kentucky
10	261	Joe Schuster	DT	Iowa
11	288	Izel Jenkins	DB	North Carolina St.
12	319	Steve Kaufusi	DE	BYU

1987				
Rd	No	Player	Pos	College
1	9	Jerome Brown	DT	Miami (FL)
3	65	Ben Tamburello	C	Auburn
4	93	Byron Evans	LB	Arizona
5	121	David Alexander	G	Tulsa
6a	149	Ron Moten	LB	Florida
6b	158	Chris Pike2	DT	Tulsa
7	177	Brian Williams	T	Central Michigan
9	232	Ken Lambiotte	QB	William & Mary
10	260	Paul Carberry	DT	Oregon St.
12	316	Bobby Morse	RB	Michigan St

**1987 SUPPLEMENTAL DRAFT**

4		Cris Carter	WR	Ohio St.
---	--	-------------	----	----------

1986				
Rd	No	Player	Pos	College
1	10	Keith Byars	RB	Ohio St.
2a	37	Anthony Toney	RB	Texas A&M
2b	48	Alonzo Johnson	LB	Florida
4	106	Matt Darwin	C	Texas A&M
5a	121	Ray Criswell	P	Florida
5b	128	Dan McMillen	DE	Colorado
6	149	Bob Landsee	C	Wisconsin
7a	169	Corn Reddick	WR	Cal St.-Fullerton
7b	176	Lee Byron	LB	Ohio St.
8	208	Seth Joyner	LB	UTEP
9	233	Clyde Simmons	DE	Western Carolina
10	261	Taivale Tautalatasi	RB	Washington St.
11	288	Steve Bogdalek	G	Michigan St.
12a	315	Reggie Singletary	DE	North Carolina St.
12b	325	Bob Howard	RB	Indiana

**1986 SUPPLEMENTAL DRAFT**

7		Charles Crawford	RB	Oklahoma St.
---	--	------------------	----	--------------

1985				
Rd	No	Player	Pos	College
1	9	Kevin Allen	T	Indiana
2	37	Randall Cunningham	QB	UNLV
4	93	Greg Naron	G	North Carolina
5	121	Dwayne Jiles	LB	Texas Tech
6	156	Ken Reeves	T	Texas A&M
8	205	Tom Polley	LB	UNLV
9a	231	Dave Toub	C	UTEP
9b	233	Joe Drake	DT	Arizona
10	261	Mark Klesko	DB	William & Mary
11	289	Herman Hunter	RB	Tennessee St.
12	317	Todd Russell	DB	Boston College

1984				
Rd	No	Player	Pos	College
1	4	Kenny Jackson	WR	Penn St.
3	60	Rusty Russell	T	South Carolina
4	88	Evan Cooper	DB	Michigan
5	116	Andre Hardy	RB	St. Mary's (CA)
6	145	Scott Raridon	T	Nebraska
7	172	Joe Hayes	RB	Central St. (OH)
8	200	Manny Matsakis	K	Capital
10	256	John Thomas	DB	TCU
11	284	John Robertson	T	East Carolina
12	312	Paul McFadden	K	Youngstown St.

**1984 SUPPLEMENTAL DRAFT**

1		Reggie White	DE	Tennessee
2		Daryl Goodlow	LB	Oklahoma
3		Thomas Carter	LB	San Diego St.

1983				
Rd	No	Player	Pos	College
1	8	Michael Haddix	RB	Mississippi St.
2a	35	Wes Hopkins	DB	SMU
2b	46	Jody Schulz	LB	East Carolina
3	62	Glen Young	WR	Mississippi St.
4	89	Michael Williams	RB	Miss. College
5	120	Byron Darby	DT	USC
6	147	Victor Oatis	WR	N'Western St. (LA)
7a	174	Anthony Edgar	RB	Hawai'i
7b	182	Jon Schultheis	G	Princeton
8	201	Rich Kraynak	LB	Pittsburgh
9	232	Rich Pelzer	T	Rhode Island
10	258	Tom Strauthers	DE	Jackson St.
11	285	Steve Sebahar	C	Washington St.
12	312	David Mangrum	QB	Baylor

1982				
Rd	No	Player	Pos	College
1	20	Mike Quick	WR	North Carolina St.
2	47	Lawrence Sampleton	TE	Texas
3	78	Vyto Kab	TE	Penn St.
4	105	Anthony Griggs	LB	Ohio St.
5	132	Dennis DeVaughn	DB	Bishop
6	159	Curt Grieve	WR	Yale
7	190	Harvey Armstrong	DT	SMU
8	217	Jim Fritzsche	T	Purdue
9	244	Tom Woodruff	WR	Fresno St.
11	301	Ron Ingram	WR	Oklahoma St.
12	328	Rob Taylor	T	Northwestern

1981				
Rd	No	Player	Pos	College
1	27	Leonard Mitchell	DE	Houston
2	55	Dean Miraldi	G	Utah
3	82	Greg LaFleur	TE	LSU
4	110	Calvin Murray	RB	Ohio St.
7a	174	Alan Duncan	K	Tennessee
7b	192	Doak Field	LB	Baylor
9	247	Chuck Commiskey	C	Ole Miss
10	275	Hubie Oliver	RB	Arizona
11	303	Gail Davis	T	Virginia Union
12	331	Ray Ellis	DB	Ohio St

1980				
Rd	No	Player	Pos	College
1	23	Roynell Young	DB	Alcorn St.
2	53	Perry Harrington	RB	Jackson St.



5	135	Nate Rivers	WR	South Carolina St.
6	161	Greg Murtha	T	Minnesota
7	188	Terrell Ward	DB	San Diego St.
8	218	Mike Curcio	LB	Temple
9	245	Bob Harris	T	Bowling Green
11a	298	Lee Jukes	WR	North Carolina St.
11b	302	Thomas Brown	DE	Baylor
12	329	Howard Fields	DB	Baylor

## 1979

<u>Rd</u>	<u>No</u>	<u>Player</u>	<u>Pos</u>	<u>College</u>
1	21	Jerry Robinson	LB	UCLA
2	48	Pete Perot	G	N'Western St. (LA)
3	74	Tony Franklin	K	Texas A&M
4	94	Ben Cowlins	RB	Arkansas
5	126	Scott Fitzkee	WR	Penn St.
7a	178	Don Swafford	T	Florida
7b	185	Curtis Bunche	DE	Albany St.
8a	196	Chuck Correal	C	Penn St.
8b	211	Max Runager	P	South Carolina
11	296	Al Chesley	LB	Pittsburgh

## 1978

<u>Rd</u>	<u>No</u>	<u>Player</u>	<u>Pos</u>	<u>College</u>
3	66	Reggie Wilkes	LB	Georgia Tech
4	92	Dennis Harrison	DT	Vanderbilt
5	130	Norris Banks	RB	Kansas
7	186	Greg Marshall	DT	Oregon St.
9	230	Charlie Williams	DB	Jackson St.
11	288	Billy Campfield	RB	Kansas
12	315	Mark Slater	C	Minnesota

## 1977

<u>Rd</u>	<u>No</u>	<u>Player</u>	<u>Pos</u>	<u>College</u>
5	119	Skip Sharp	DB	Kansas
6a	145	Kevin Russell	DB	Tennessee St.
6b	154	Wilbert Montgomery	RB	Abilene Christian
6c	158	Martin Mitchell	DB	Tulane
7	175	Charlie Johnson	DT	Colorado
8	202	Cleveland Franklin	RB	Baylor
9	229	T.J. Humphreys	G	Arkansas St.
10	259	John Mastronardo	WR	Villanova
11a	283	Rocco Moore	T	Western Michigan
11b	286	Mike Cordova	QB	Stanford

## 1976

<u>Rd</u>	<u>No</u>	<u>Player</u>	<u>Pos</u>	<u>College</u>
4	111	Mike Smith	DE	Florida
5	135	Greg Johnson	DT	Florida St.
6	165	Kirk Johnson	T	Howard Payne
7	191	Carl Hairston	DE	UM Eastern Shore
8	216	Richard La Fargue	C	Arkansas
9a	247	Mike Hogan	RB	UT Chattanooga
9b	248	Richard Osbourne	TE	Texas A&M
10	273	Herb Lusk	RB	Long Beach St.
11	300	Mike Gilbert	DT	San Diego St.
13a	353	Terry Tautolo	LB	UCLA
13b	358	Steve Ebbecke	DB	Villanova
14	385	Melvin Shy	DB	Tennessee St.
15	412	Brett White	K	UCLA
16	439	Steve Compassi	RB	Kentucky
17	470	Anthony Terry	CB	UC Davis

## 1975

<u>Rd</u>	<u>No</u>	<u>Player</u>	<u>Pos</u>	<u>College</u>
7	167	Bill Capraun	T	Miami (FL)
8	198	Jeff Bleamer	T	Penn St.
10	248	Ken Schroy	DB	Maryland
11	273	Keith Rowen	G	Stanford
12	298	Richard Pawlewicz	RB	William & Mary
13	324	Tom Ehlers	LB	Kentucky
14	358	Larry O'Rourke	DT	Ohio St.

## 1974

<u>Rd</u>	<u>No</u>	<u>Player</u>	<u>Pos</u>	<u>College</u>
3	63	Mitch Sutton	DT	Kansas
4	89	Frank LeMaster	LB	Kentucky
5a	106	Jim Cagle	DT	Georgia
5b	115	Keith Krepfle	TE	Iowa St.
7	167	Willie Cullars	DE	Kansas St.
8	193	Robert Woods	LB	Howard Payne
9	219	Mark Sheridan	WR	Holy Cross
10	245	Phil Polak	RB	Bowling Green
11	271	Bill Brittain	C	Kansas St.
12	297	Artimus Parker	DB	USC
13	323	Lars Ditlev	DE	S. Dakota Tech
14	349	Dave Smith	LB	Oklahoma
15	375	Sid Bond	T	TCU
16	401	Jim Smith	LB	Monmouth
17	427	Cliff Brown	DB	Notre Dame

## 1973

<u>Rd</u>	<u>No</u>	<u>Player</u>	<u>Pos</u>	<u>College</u>
1a	3	Jerry Sisemore	T	Texas
1b	6	Charle Young	TE	USC
2	28	Guy Morriss	T	TCU
3	55	Randy Logan	TE	Michigan
6	132	Bob Picard	WR	E. Washington
7	159	William Wynn	DE	Tennessee St.
8	184	Dan Litner	DB	Indiana
9	211	John Nokes	LB	Northern Illinois
11	263	Gary Van Elst	DT	Michigan St.
12	288	Joe Lavender	DB	San Diego St.
13	315	Stan Davis	WR	Memphis St.
14	340	Ralph Sacra	T	Texas A&M
15	367	Ken Schlezes	DB	Notre Dame
16	391	Frank Dowsing	DB	Mississippi St.
17	419	Greg Oliver	RB	Trinity (TX)

## 1972

<u>Rd</u>	<u>No</u>	<u>Player</u>	<u>Pos</u>	<u>College</u>
1	14	John Reaves	QB	Florida
2	37	Dan Yockum	T	Syracuse
3a	68	Tom Luken	G	Purdue
3b	76	Bobby Majors	DB	Tennessee
4	92	Ronald "Po" James	RB	New Mexico St.
6	144	Vern Winfield	G	Minnesota
7	170	Will Foster	LB	Eastern Michigan
8	196	Larry Ratcliff	RB	Eastern Michigan
9	222	Pat Gibbs	DB	Lamar
10	248	John Bunting	LB	North Carolina
11	274	Dennis Sweeney	DE	Western Michigan
12	300	Don Zimmerman	WR	NE Louisiana
13	326	Preston Carpenter	LB	Ole Miss
14	352	Bill T. Overmeyer	LB	Ashland
15	378	Tom Sullivan	RB	Miami (FL)
16	404	Steve Bielenberg	LB	Oregon St.
17	430	Tom Nash	RB	Georgia





1971				
Rd	No	Player	Pos	College
1	5	Richard Harris	DE	Grambling
2	50	Henry Allison	G	San Diego St.
4	83	Happy Feller	K	Texas
5	106	Tom Shellabarger	T	San Diego St.
6a	133	Jackie Smith	DB	Troy St.
6b	154	Wyck Neely	DB	Ole Miss
7	161	Harold Carmichael	WR	Southern
8	185	Leonard Gotshalk	T	Humboldt St.
9	211	Len Pettigrew	LB	Ashland
10	256	Tom Bailey	RB	Florida St.
11	264	Al Davis	RB	Tennessee St.
12	289	Rich Saathott	DT	Northern Arizona
13	317	Danny Lester	DB	Texas
14	342	Bob Creech	LB	TCU
15	367	Ed Fisher	T	Prairie View
16	395	Bruce James	LB	Arkansas
17	420	John Sage	LB	LSU

1970				
Rd	No	Player	Pos	College
1	6	Steve Zabel	TE/LB	Oklahoma
2	34	Ray Jones	DB	Southern
3	59	Lee Bouggress	RB	Louisville
7	158	Terry Brennan	T	Notre Dame
8	190	Ira Gordon	T	Kansas St.
9	215	David King	LB	Stephen F. Austin
10	240	Steve Jaggard	DB	Memphis St.
11	268	Billy Walik	DB/WR	Villanova
12	293	Robert Jones	DT	Grambling
13	318	Richard Stevens	T	Baylor
14	346	Mark Moseley	K	Stephen F. Austin
15	371	John Carlos	WR	San Jose St.
16	386	Tuufuli Upersa	T	Montana
17	424	Mike Sizelove	TE	Idaho

1969				
Rd	No	Player	Pos	College
1	3	Leroy Keyes	RB	Purdue
2	28	Ernie Calloway	LB	Texas Southern
3	69	Bill Bradley	DB	Texas
4	80	Bob Kuechenberg	G	Notre Dame
5	107	Jim Anderson	G	Missouri
6	132	Dick Barnhorst	TE	Xavier
7	159	Mike Schmeising	RB	St. Olaf
8	184	Bill Hobbs	LB	Texas A&M
9a	211	Kent Lawrence	FL	Georgia
9b	218	Lynn Buss	LB	Wisconsin
10a	236	Sonny Wade	QB	Emory & Henry
10b	243	Donnie Shanklin	RB	Kansas
11	263	Jim Marcum	DB	Arlington St.
12	288	Gary Adams	DB	Arkansas
13	314	Wade Key	TE	SW Texas St.
14	340	Jim Ross	T	Bishop
15	367	Leon Angevine	WR	Penn St.
16	392	Tom McClinton	DB	Southern
17	419	Bob Haak	T	Linfield

1968				
Rd	No	Player	Pos	College
1	14	Tim Rossovich	DE	USC
2	39	Cyril Pinder	RB	Illinois
3	68	Adrian Young	LB	USC
4	95	Len McNeil	G	Fresno St.

5a	122	Mike Dirks	T	Wyoming
5b	124	Mark Nordquist	G	Pacific
6a	150	Thurman Randle	T	UTEP
6b	157	Dave Martin	DB	Notre Dame
7	178	Joe Przybycki	G	Michigan St.
8	204	Al Lavan	DB	Colorado St.
9	232	Mike Evans	C	Boston College
10	258	John Mallory	DB	West Virginia
11	286	Len Persin	DE	Boston College
12	312	Thurston Taylor	TE	Florida St.
13	340	George Barron	T	Mississippi St.
14	366	Dan Williamson	LB	West Virginia
15	394	Joe Graham	G	Tennessee
16	420	Phil Creel	T	N'Western St. (LA)
17a	448	Joe Forzani	LB	Utah St.
17b	459	Frank Antonini	RB	Parsons

1967				
Rd	No	Player	Pos	College
1	19	Harry Jones	HB	Arkansas
2	44	John Brooks	G	Kent St.
3	68	Harry Wilson	HB	Nebraska
4	99	Chuck Hughes	FL	UTEP
5a	114	Bob Van Pelt	C	Indiana
5b	125	Dick Absher	TE	Maryland
6	153	Bob Hughes	DE	Jackson St.
7a	174	John Williams	DB	San Diego St.
7b	178	Bob Crenshaw	G	New Mexico St.
8	203	Don Klacking	FB	Wyoming
9	231	Harold Stancell	DB	Tennessee
10	256	Maurice Bates	DE	Northern St.
11	281	Omar Parker	G	Washington
12	309	Ben Monroe	QB	New Mexico
13	334	Bill Downs	DT	Louisville
14	358	Dick Kenney	K	Michigan St.
15	387	David Piche	T	McNeese St.
16	412	Lynn Baker	DB	Colorado
17	437	George Catavolos	DB	Purdue

1966				
Rd	No	Player	Pos	College
1	4	Randy Beisler	DE	Indiana
2	20	Gary Pettigrew	DE	Stanford
3	36	Ben Hawkins	WR	Arizona St.
4	52	Frank Emanuel	LB	Tennessee
5	68	Dan Berry	HB	California
6a	84	Bob Sherlag	DB	Memphis St.
6b	89	Mel Tom	LB	San Jose St.
7	99	Dave Lince	E	North Dakota
8	114	John Mason	E	Stanford
9	129	Jim Todd	HB	Ball St.
10	144	John Osmond	C	Tulsa
11	159	Welford Walton	DE	Nevada
12	174	Bruce Van Dyke	G	Missouri
13	189	Jim Bohl	HB	New Mexico St.
14	204	Ron Medved	DB	Washington
15	219	Harry Day	T	Memphis St.
16	234	Arunas Vasys	LB	Notre Dame
17	249	Ike Kelly	LB	Ohio St.
18	264	Bill Moorer	C	Georgia Tech
19	279	Taft Reed	DB	Jackson St.
20a	294	Bill Risio	T	Boston College
20b	298	Gerald Circo	K	Chico St.


**1965**

Rd	No	Player	Pos	College
2	20	Ray Rissmiller	T	Georgia
3	35	Al Nelson	HB	Cincinnati
4	48	Fred Hill	E	USC
5	63	John Henderson	E	Michigan
6a	76	John Huarte	QB	Notre Dame
6b	77	Gary Garrison	E	San Diego St.
7	91	Erwin Will	T	Dayton
8	104	Al Piraino	T	Wisconsin
9	119	Floyd Hudlow	B	Arizona
10	132	Rick Redman	C	Washington
11	147	Louis James	HB	Texas Western
12	161	John Kuznieski	HB	Purdue
13	175	John Fouse	E	Arizona
14	188	Tom Longo	B	Notre Dame
15	203	Otis Taylor	B	Prairie View
16	216	Jim Gray	B	Toledo
17	231	Dave Austin	E	Georgia Tech
18	244	Bill Marcordes	E	Bradley
19	259	Charley Englehart	T	John Carroll
20	272	Bob Shann	E	Boston College

**1962**

Rd	No	Player	Pos	College
2	27	Pete Case	T	Georgia
3	40	Pat Holmes	T	Texas Tech
4	55	Bill Byrne	G	Boston College
6a	77	Gus Gonzales	G	Tulane
6b	83	John McGeever	HB	Auburn
7a	86	Jim Perkins	T	Colorado
7b	96	Frank Budd	B	Villanova
8	111	Ralph Smith	E	Ole Miss
9	124	Bob Butler	T	Kentucky
10	139	Jim Skaggs	G	Washington
11	152	George Horne	T	BYU
12	167	Larry Thompson	C	Tulane
13	180	George McKinney	B	Arkansas
14	195	Jim Schwab	E	Penn St.
15	208	Mike Woulfe	G	Colorado
16	223	Jerry Mazzanti	T	Arkansas
17	236	Mike Martin	T	Washington St.
18	251	Tom Larscheid	B	Utah St.
19	264	Harold Erickson	G	Georgia Tech
20	279	Ronald Turner	E	Wichita St.

**1964**

Rd	No	Player	Pos	College
1	2	Bob Brown	T	Nebraska
2	16	Jack Concannon	QB	Boston College
4	46	Ray Kubala	C	Texas A&M
5	58	Mickey Babb	E/LB	Georgia
6	72	Al Denson	E	Florida A&M
7	86	Pete Coimarac	C	West Virginia
9	114	Larry Smith	B	Ole Miss
10	128	Tom Boris	B	Purdue
11	142	Bob Berry	QB	Oregon
12	156	John Sapinsky	T	William & Mary
13	170	Howard Kindig	C	Cal St. (LA)
14	184	Ernie Arizzi	B	Maryland
15	198	Bob Burrows	T	East Texas St.
16	212	Wilbert Radosevich	T	Wyoming
17	226	Mike Morgan	E	LSU
18	240	Israel Lang	B	Tennessee St.
19	254	Dick Bowe	T	Rice
20	268	Tommy Lucas	G	Ole Miss

**1961**

Rd	No	Player	Pos	College
1	14	Art Baker	FB	Syracuse
2	28	Bo Strange	C	LSU
3a	36	Jim Earl Wright	QB	Memphis St.
3b	42	Don Oakes	T	Virginia Tech
4	53	Dan Ficca	G	USC
6	84	Ben Balme	G	Yale
7	98	Irv Cross	B	Northwestern
8	112	Jim Beaver	G	Florida
9	126	Wayne Fontes	HB	Michigan St.
10	140	Luther Hayes	E	USC
11	154	L.E. Hicks	T	Florida
12	169	Billy Majors	B	Tennessee
13	182	Don Jonas	QB	Penn St.
14	196	Willie Fleming	HB	Iowa
15	210	Bobby Richards	T	LSU
16	224	G.W. Clapp	G	Auburn
17	238	Larry Lavery	T	Illinois
18	252	Nick Maravich	T	North Carolina St.
19	266	Dick Wilson	C	Penn St.
20	280	Jacque MacKinnon	B	Colgate

**1963**

Rd	No	Player	Pos	College
1	4	Ed Budde	T	Michigan St.
2	18	Ray Mansfield	T	Washington
3a	32	Dave Crossan	G	Maryland
3b	40	Louis Guy	B	Ole Miss
7	88	Lee Roy Caffey	LB	Texas A&M
8a	102	Tom Woodeshick	B	West Virginia
8b	106	Gene Sykes	B	LSU
9	116	Dennis Ward	T	Oklahoma
10	130	Pete Liske	B	Penn St.
11	144	Ralph Heck	LB	Colorado
12	158	Roger Gill	B	Texas Tech
13	172	Joe Iacone	B	West Chester
14	186	Nate Ramsey	B	Indiana
15	200	George Heard	E	New Mexico
16	214	Ron Goodwin	B	Baylor
17	228	Gordon Rush	B	Tulane
18	242	Rudy Mathews	T	TCU
19	256	Mike Wasdovich	G	Indiana
20	270	Ben Rizzo	B	Miami (FL)

**1960**

Rd	No	Player	Pos	College
1	9	Ron Burton	HB	Northwestern
2	20	Maxie Baughan	C	Georgia Tech
3	31	Curt Merz	E	Iowa
4a	40	Ted Dean	B	Wichita St.
4b	45	Jack Cummings	QB	North Carolina
5	56	Don Norton	E	Iowa
6	67	Emmett Wilson	T	Georgia Tech
7	81	John Wilkins	T	USC
8	92	Monte Lee	E	Texas
12	139	Dave Grosz	QB	Oregon
13	153	Dave Graham	E	Virginia
14	164	Ray Peterson	B	West Virginia
15	175	John Wilcox	T	Oregon
16	189	Larry Lancaster	T	Georgia
17	200	Mike Graney	E	Notre Dame
18	211	Emory Turner	G	Purdue
19	225	Bob Hain	T	Iowa



1959				
Rd	No	Player	Pos	College
20	236	Ramon Armstrong	G	TCU
2	15	J.D. Smith	T	Rice
3	26	Wray Carlton	B	Duke
4	39	Jim Grazione	QB	Villanova
5	51	Nick Mumley	T	Purdue
6	62	Al Benecick	G	Syracuse
8	86	Wilmer Fowler	B	Northwestern
9	99	Gene Johnson	B	Cincinnati
10	110	Rollie West	B	Villanova
11	123	Art Powell	E	San Jose St.
12	134	Howard Keys	T	Oklahoma St.
13	147	Dick Stillwagon	B	Purdue
14	158	Jack Smith	T	Clemson
15	171	Jim Poteete	C	Mississippi St.
16	182	Ken Paduch	T	Auburn
17	195	Bill Craig	T	Villanova
18	206	Jim Benson	B	Georgia Tech
19	219	Alan Miller	B	Boston College
20	230	Jim Payne	G	Clemson
21	243	Bob Salerno	T	Colorado
22	254	Jim Bowie	T	Kentucky
23	267	Dick Williams	E	Southern
24	278	Gerry Benn	T	Oklahoma St.
25	291	Dick Jamieson	QB	Bradley
26	302	Jim Burks	T	Virginia Tech
27	315	Lowell Jenkins	T	Wisconsin
28	326	Leo Sexton	E	Auburn
29	339	John Stolte	T	Kansas St.
30	350	Angelo Mosca	T	Notre Dame

1958				
Rd	No	Player	Pos	College
1	6	Walt Kowalczyk	B	Michigan St.
2	17	Proverb Jacobs	T	California
4	43	Frank Rigney	T	Iowa
5	52	Bobby Mulgado	B	Arizona St.
6	64	John Kersey	T	Duke
7	76	Len Mansfield	T	Pittsburg St.
8	88	Bill Striegel	LB	Pacific
10	112	Theron Sapp	B	Georgia
11	124	Mel Dillard	B	Purdue
12	136	Jack Crabtree	B	Oregon
13	148	Mickey Trimarki	QB	West Virginia
14	160	Bill Lapham	C	Iowa
15	172	Stan Hinos	T	Miss. Valley St.
16	184	Mike Meatheringham	T	Georgia
17	196	Bill Van Buren	C	Iowa
18	208	John Burroughs	T	Iowa
19	220	Ron Sabal	G	Purdue
20	232	Kent Lovelace	B	Ole Miss
21	244	John Madden	D	Cal Poly SLO
22	256	George Sherwood	E	St. Joseph's (IN)
23	268	Bill Templeton	E	Ole Miss
24	280	Jim Padgett	C	Clemson
25	292	Hal Divine	T	Memphis St.
26	304	Neal MacLean	B	Wake Forest
27	316	Hindman Wall	E	Auburn
28	328	Gene Gossage	T	Northwestern
29	340	Don McDonald	B	Houston
30	351	Jim Thompson	E	Temple

1957				
Rd	No	Player	Pos	College
1	7	Clarence Peaks	B	Michigan St.
2	19	Bill Barnes	B	Wake Forest
3	31	Tommy McDonald	B	Oklahoma
4	43	Sonny Jurgensen	QB	Duke
5	50	Jim Harris	QB	Oklahoma
7	74	Tom Saidock	T	Michigan St.
8	86	Hal McElhaney	B	Duke
9	98	Hal Davis	B	Westminster
10	110	Don Bruhns	C	Drake
11	122	Gil Shoaf	T	Wabash
12	134	Buddy Dike	B	TCU
13	146	Hubert Bobo	B	Ohio St.
14	158	Jerry Cashman	T	Syracuse
15	170	Morton Moriarty	E	Texas
16	182	John Nocera	B	Iowa
17	194	Dan Radakovich	C	Penn St.
18	206	Billy Kelley	T	Baylor
19	218	Paul Harasimowicz	T	Vermont
20	230	LeRoy Thompson	B	Butler
21	242	Charley Brooks	E	Michigan
22	254	John Simerson	T	Purdue
23	266	Lou Lovely	G	Boston U
24	278	Dennis McGill	B	Yale
25	290	Bob Ratliff	B	West Texas St.
26	302	Alvin Richardson	T	Grambling
27	314	Frank Hall	B	USC
28	326	Clem Corona	G	Michigan
29	338	John Niznik	E	Wake Forest
30	350	Larry Hubbard	E	Marquette

1956				
Rd	No	Player	Pos	College
1	4	Bob Pellegrini	C	Maryland
2	16	Frank D'Agostino	T	Auburn
3	28	Don Schaefer	B	Notre Dame
5	54	Fred Thurston	G	Valparaiso
6	65	Tirrel Burton	B	Miami (OH)
7	78	John Waedekin	T	Hardin-Simmons
8	89	Elroy Payne	B	McMurry
9	102	John Bredice	E	Boston U
10	113	Tom Dimmick	C	Houston
11	126	Ken Keller	B	North Carolina
12	137	Tommy Harkins	E	Vanderbilt
13	150	James Sides	B	Texas Tech
14	161	Frank Relch	C	Penn St.
15	174	Don Brant	B	Montana
16	185	Billy Hix	T	Middle Tenn. St.
17	198	Joe Mastrogiovanni	B	Wyoming
18	209	Nick Consoles	QB	Wake Forest
19	222	Delano Womack	B	Texas
20	233	Darrell Glover	T	UM Eastern Shore
21	246	Jack Adams	T	San Jose St.
22	257	Joe Miller	B	Cincinnati
23	270	Chet Spencer	E	Oklahoma St.
24	281	John Parham	B	Wake Forest
25	294	Johnny Grogan	T	Dayton
26	305	Earl Lunsford	B	Oklahoma St.
27	318	Al Ellett	T	Alabama
28	329	Bill Strawn	LB	W. Kentucky
29	342	Bob Hughes	B	Southern Miss
30	352	Joe Ulm	B	San Jose St.



## 1955

Rd	No	Player	Pos	College
1	9	Dick Bielski	B	Maryland
2	22	Buck Lansford	T	Texas
3	33	Frank Eidom	B	SMU
4	46	Dean Dugger	E	Ohio St.
5	57	Gene Lamone	G	West Virginia
6	70	Billy Quinn	B	Texas
7	81	Bill McKenna	E	Brandeis
8	94	Herman Watson	T	Vanderbilt
9	105	Von Morgan	E	Abilene Christian
10	118	Talmadge Washington	B	Washington St.
11	129	Bob Hardy	B	Kentucky
12	142	Andy Nacrelli	E	Fordham
13	153	Jerry Krisher	C	Ohio St.
14	166	Tommy Bell	B	Army
15	177	Don Broughter	C	Maryland
16	190	Clyde White	G	Clemson
17	201	Nick Maravic	B	Wake Forest
18	214	Duanne Nutt	B	SMU
19	225	Terry Fails	E	Vanderbilt
20	238	Jimmy Wade	B	Tennessee
21	249	John Anderson	E	Kansas
22	262	Ernie Lewis	G	Arizona
23	273	Cecil Ingram	B	Alabama
24	286	Vic Postula	B	Michigan St.
25	297	Frank Pavich	G	USC
26	310	George Palahunik	G	Maryland
27	321	Bob Gringass	B	Wisconsin
28	334	Wingo Avery	C	Clemson
29	345	Ron Lloyd	T	Bucknell
30	357	Dave Finney	B	TCU

## 1953

Rd	No	Player	Pos	College
2	20	Al Conway	B	William Jewell
3	34	Don Johnson	B	California
4	45	George Mrkonic	G	Kansas
5a	56	Eddie Bell	E	Penn
5b	61	Rex Smith	E	Illinois
7a	76	Jack Erickson	T	Beloit
7b	81	Ray Malavasi	G	Mississippi St.
8	92	Jess Richardson	T	Alabama
9	106	Roger French	E	Minnesota
10	117	Tom Brookshier	B	Colorado
11	128	Bob Pollard	B	Penn St.
12	142	George Porter	T	San Jose St.
13	153	Ray Westort	G	Utah
14	164	Ron Bailey	B	Tulane
15	178	Willie Irvin	E	Florida A&M
16	189	Bud Wallace	B	North Carolina
17	200	Tony Rados	B	Penn St.
18	214	Marv Trauth	B	Ole Miss
19	225	Pete Bachouros	B	Illinois
20	236	Rollie Arns	C	Iowa St.
21	250	Hal Brooks	T	Washington & Lee
22	261	Laurie LeClaire	B	Michigan
23	272	Jeff Knox	E	Georgia Tech
24	286	Eli Romero	B	Wichita St.
25	297	John Michels	G	Tennessee
26	308	Harvey Achziger	T	Colorado St.
27	322	Earl Hersh	B	West Chester
28	333	Joe Gratson	B	Penn St.
29	344	Ralph Paolone	B	Kentucky
30	357	Chuck Hren	B	Northwestern

## 1954

Rd	No	Player	Pos	College
1	9	Neil Worden	B	Notre Dame
2	21	Rocky Ryan	E	Illinois
3	33	Ted Conner	T	Nebraska
4	45	Menil Mavraides	G	Notre Dame
6	69	Hal Lambert	T	TCU
7	81	Jerry Norton	B	SMU
8	93	Dan Hunter	T	Florida
9	105	Phil Branch	G	Texas
11	129	Dave McLaughlin	E	Dartmouth
12	141	Dick Clasby	B	Harvard
13	153	Joe Mehalick	T	Virginia
14	165	Hal Patterson	B	Kansas
15	177	Ray McKown	B	TCU
16	189	Charlie Grant	C	Utah
17	201	Bob Knowles	T	Baylor
18	213	Sam Mrvos	G	Georgia
19	225	Jerry Clem	G	SMU
20	237	Tommy Bailes	B	Houston
21	249	Johnny Crouch	E	TCU
22	261	Jim Wojciehowski	E	Purdue
23	273	Harold Lofton	B	Ole Miss
24	285	Nate Gressette	T	Clemson
25	297	Ray Zambiasi	B	Detroit
26	309	Charley Smith	B	Baylor
27	321	Ben Addiego	B	Villanova
28	333	John Gerdes	T	Cornell
29	345	Jack Stone	B	West Virginia
30	357	Tommy Woodlee	B	South Carolina

## 1952

Rd	No	Player	Pos	College
1	5	Johnny Bright	B	Drake
2	17	Jim Weatherall	T	Oklahoma
3	29	Lum Snyder	T	Georgia Tech
4	41	Chuck Ulrich	T	Illinois
6	65	Dick Lemmon	B	California
7	77	John Thomas	E	Oregon St.
8	89	Wayne Robinson	C	Minnesota
9	101	Maurice Nipp	G	Loyola (CA)
10	113	Gerry McGinley	G	Penn
11	125	Ralph Goldston	B	Youngstown St.
12	137	Jack Blount	T	Mississippi St.
13	149	Ed Hamilton	B	Kentucky
14	161	Bob Stringer	B	Tulsa
15	173	Malcolm Schmidt	E	Iowa St.
16	185	Jim Brewer	G	North Texas St.
17	197	John Weigle	E	Oklahoma St.
18	209	Ed Romanowski	B	Scranton
19	221	Talbott Trammell	E	Washington & Lee
20	233	Bobby Blaik	B	Colorado College
21	245	Les Wheeler	G	Abilene Christian
22	257	Johnny Turco	B	Holy Cross
23	269	Maury Schnell	B	Iowa St.
24	281	Joe Tyrrell	G	Temple
25	293	Bob Kelley	C	West Texas St.
26	305	Bob Albert	B	Bucknell
27	317	Chuck Hill	B	New Mexico
28	329	John Brewer	B	Louisville
29	341	Tony Morocco	B	Georgia
30	353	Don Stevens	B	Illinois



1951				
Rd	No	Player	Pos	College
1a	7	Ebert Van Buren	B	LSU
1b	8	Chet Mutryn	B	Xavier
3	32	Al Bruno	E	Kentucky
4	43	Fran Nagle	B	Nebraska
5	57	Jack Dwyer	B	Loyola (CA)
6	68	Ken Farragut	C	Ole Miss
7	79	Frank Boydston	B	Baylor
8	93	Jack Richards	E	Arkansas
9	104	Denny Doyle	G	Tulane
10	116	Louis Schaufele	B	Arkansas
11	130	Bob Pope	T	Kentucky
12	141	Henry Rich	B	Arizona St.
13	152	Pete Mastellone	C	Miami (FL)
14	166	Robert Walston	E	Georgia
15	177	Bobby North	B	Georgia Tech
16	188	Hal Hatfield	E	USC
17	202	Hal Waggoner	B	Tulane
18	213	Bill Weeks	B	Iowa St.
19	224	Jack Bove	T	West Virginia
20	238	John Glorioso	B	Missouri
21	249	Neal Franklin	T	SMU
22	260	Jack Rucker	B	Mississippi St.
23	274	Jack Bighead	E	Pepperdine
24	285	Tony Kotowski	E	Mississippi St.
25	296	Glenn Drahn	B	Iowa
26	310	Billy Stewart	B	Mississippi St.
27	321	Bob Winship	T	Rice
28	332	Marv Stendel	E	Arkansas
29	346	Roscoe Hansen	T	North Carolina
30	357	John Ford	QB	Hardin-Simmons

1950				
Rd	No	Player	Pos	College
1	14	Harry Grant	E	Minnesota
3	40	Bob Sanders	B	Oregon
4	53	Bob McChesney	E	Hardin-Simmons
5	66	Mike Kaysserian	B	Detroit
6	79	Lloyd McDermott	T	Kentucky
7	92	Mel Olix	B	Miami (OH)
8	105	Dick O'Hanlon	T	Ohio St.
9	118	Bobby Wilson	B	Ole Miss
10	131	Ernie Johnson	B	UCLA
11	144	Bobby Lantrip	B	Rice
12	157	Frank Mahoney	E	Brown
13	170	Norman Willey	B	Marshall
14	183	Billy Hix	E	Arkansas
15	196	Herb Carey	B	Dartmouth
16	209	Jim Marck	T	Xavier
17	222	Jerry Taylor	C	Mississippi St.
18	235	Ed Tunnicliff	B	Northwestern
19	248	Darrell Robinson	E	Oregon
20	261	Merv Pregulman	G	Michigan
21	274	Marv Cross	B	Washington St.
22	287	Jim Hague	E	Ohio St.
23	300	Al Lesko	T	St. Bonaventure
24	313	Tom DeSylvia	G	Oregon St.
25	326	Jim Eagles	C	North Texas St.
26	339	Rod Franz	G	California
27	352	Bill Martin	B	USC
28	365	Don Burson	B	Northwestern
29	378	Wes Curtier	T	Richmond
30	291	Dud Parker	B	Baylor

1949				
Rd	No	Player	Pos	College
1a	1	Chuck Bednarik	C	Penn
1b	9	Frank Tripucka	QB	Notre Dame
2	19	Frank Burns	B	Rutgers
3	29	Frank Ziegler	B	Georgia Tech
4	41	Don Panciera	B	San Francisco
5	51	Terry Brennan	B	Notre Dame
6	58	Warren Huey	E	Michigan St.
7	71	Frank Gillespie	G	Clemson
8	81	Bob Dean	B	Cornell
9	91	Jonathan Jenkins	T	Dartmouth
10	101	Roy Lester	E	West Virginia
11	111	Bobby Wilson	B	Ole Miss
12	121	Dale Armstrong	E	Dartmouth
13	131	Lyle Button	T	Illinois
14	141	Bobby Lund	B	Tennessee
15	151	Carl Copp	T	Vanderbilt
16	161	Frank Reno	E	West Virginia
17	171	Leo Skladany	E	Pittsburgh
18	181	Russ Strait	B	Muhlenberg
19	191	Paul Odom	G	Rollins
20	201	Lloyd Brinkman	B	Missouri
21	211	Lou Futrell	B	USC
22	221	Harvey Kingry	B	Colorado Mines
23	231	Hank Kalver	T	Oklahoma City
24	241	Fred Leon	T	Nevada
25	251	John Schweder	G	Penn

1948				
Rd	No	Player	Pos	College
1	8	Clyde Scott	B	Arkansas
3	22	Paul Campbell	QB	Texas
5	33	Jack Myers	B	UCLA
6	42	Howard Duncan	C	Ohio St.
7	54	Buddy Tinsley	T	Baylor
8	63	Marty Wendell	G	Notre Dame
9	72	Scott Beasley	E	Nevada
10	84	Ray Richeson	G	Alabama
11	93	Gil Johnson	QB	SMU
12	102	Bill Wyman	T	Rice
13	114	Jim Waithall	B	West Virginia
14	123	Dick Kempthorn	B	Michigan
15	132	Dick Rifenburg	E	Michigan
16	144	Don Stanton	T	Oregon
17	153	Ralph Kohl	T	Michigan
18	162	Aubrey Fowler	B	Arkansas
19	174	Rudy Krall	B	New Mexico
20	182	Ed Claunch	C	LSU
21	192	Negley Norton	T	Penn St.
22	204	Lockwood Frizzell	C	Virginia
23	213	Jack Swaner	B	California
24	222	Art Littleton	E	Penn
25	234	Jim Permer	B	Oklahoma St.
26	243	Lou Creekmur	T	William & Mary
27	252	Bill Stanton	E	North Carolina St.
28	264	Benny Ellender	B	Tulane
29	273	Red Grossman	B	Indiana
30	282	A.B. Kitchens	T	Tulsa
31	292	Art Statuto	C	Notre Dame
32	298	Tom Novak	C	Nebraska



1947				
Rd	No	Player	Pos	College
1	8	Neill Armstrong	E	Oklahoma St.
3	19	Bill Mackrides	B	Nevada
5	30	George Savitsky	T	Penn
7	51	Tony Yovicsin	E	Miami (FL)
8	61	Alf Satterfield	T	Vanderbilt
9	71	Bob Leonetti	G	Wake Forest
10	80	Ulysses Cornogg	T	Wake Forest
11	91	Alex Sarkisian	C	Northwestern
12	102	Jerry D'Arcy	C	Tulsa
13	110	John Hamberger	T	SMU
14	121	Alvin Johnson	B	Hardin-Simmons
15	132	Joe Cook	B	Hardin-Simmons
16	140	Jeff Durkota	B	Penn St.
17	152	Hubert Shurtz	T	LSU
18	161	Hal Bell	B	Muhlenberg
19	170	Thomas Champion	T	SE Louisiana
20	182	Fred Hall	G	LSU
21	191	Jim Clayton	T	Wyoming
22	200	George Blomquist	E	North Carolina St.
23	212	Joe Haynes	G	Tulsa
24	221	Stanton Hense	E	Xavier
25	230	Johnny Kelly	B	Rice
26	242	H.J. Roberts	G	Rice
27	251	Phil Cutchin	B	Kentucky
28	261	Charley Wakefield	G	Stanford
29	272	Dick Lagenbeck	G	Cincinnati
30	281	Bernie Winkler	G	Texas Tech
31	288	Bill Stephens	G	Baylor
32	298	Mike Kalash	E	UW La Crosse

1946				
Rd	No	Player	Pos	College
1	7	Leo Riggs	B	USC
3	23	Gordon Gray	E	USC
5	37	Walt Slater	B	Tennessee
6	48	Felto Prewitt	C	Tulsa
7	57	George Robotham	E	UCLA
8	68	Jim Lecture	G	Northwestern
9	77	Ernie Lewis	B	Colorado
10	88	Al Vandeweghe	E	William & Mary
11	97	Bill Iancelli	E	Franklin & Marshall
12	108	Pat McHugh	B	Georgia Tech
13	117	John Wingender	B	Washington
14	128	Homer Paine	T	Tulsa
15	137	John Kerns	T	Ohio
16	148	Buddy Hubbard	B	William & Mary
17	157	Allen Smith	B	Tulsa
18	168	Bernie Millham	E	Fordham
19	177	Lawrence Mauss	C	Utah
20	188	Dave Butcher	B	William & Mary
21	197	Don Fabling	B	Colorado
22	208	George Feldman	B	Tufts
23	217	Ed Cameron	G	Miami (OH)
24	228	Charley Steed	B	Ark. Monticello
25	237	Ed Grygiel	B	Dartmouth
26	248	Ben Raimondi	B	Indiana
27	257	Sam Bailey	E	Georgia
28	268	Bob Long	B	Tennessee
29	277	Bill Fisher	T	Harvard
30	288	George Slusser	B	Ohio St.
31	292	John Itzel	B	Pittsburgh
32	298	Larry Kirkman	B	Boston

1945				
Rd	No	Player	Pos	College
1	9	John Yonaker	E	Notre Dame
3	25	Alvin Dark	B	LSU
5	41	Pete Pihos	E	Indiana
6	52	Chuck Dellago	G	Minnesota
7	63	Gonzalo Morales	B	St. Mary's (CA)
8	74	Sam Robinson	B	Washington
9	85	Forrest Hall	B	San Francisco
10	96	Joe Sadonis	T	Fordham
11	107	Rudy Mobley	B	Hardin-Simmons
12	118	Jim Newmeyer	T	St. Vincent's
13	129	Bill Chambers	T	UCLA
14	140	John Duda	B	Virginia
15	151	Bill Montgomery	B	LSU
16	162	Howard Werner	E	Syracuse
17	173	Jim Austin	B	Missouri
18	184	Quentin Klenk	T	USC
19	195	Joe Spencer	T	Oklahoma St.
20	206	Leo Pratt	T	Oklahoma St.
21	217	Phil Teschner	T	Brown
22	228	John Magee	G	Rice
23	239	Norm Mosley	B	Alabama
24	250	Blair Brown	G	Oklahoma St.
25	261	Bob Hall	E	Stanford
26	272	Don Talcott	T	Nevada
27	283	Bill Thompson	T	New Mexico
28	294	Al Fleming	C	Wichita St.
29	305	Leo Benjamin	C	West Virginia
30	316	Jim Dougherty	B	Miami (OH)
31	322	Ken Reese	B	Alabama
32	328	Loren Braner	C	Pittsburgh

1944				
Rd	No	Player	Pos	College
1	5	Steve Van Buren	B	LSU
3	20	Loren LaPrade	G	Stanford
5	36	Joe Parker	E	Texas
6	52	Hillary Horne	T	Mississippi St.
7	58	Vic Kulbitski	B	Minnesota
8	74	George Phillips	B	UCLA
9	80	Paul Sarringhaus	B	Ohio St.
10	96	John Perko	G	Minnesota
11	102	Elliott Ormsbe	B	Bradley
12	118	Earle Parsons	B	USC
13	124	Bob Hanzlik	E	Wisconsin
14	140	Jim Talley	C	LSU
15	146	Dom Fusci	T	South Carolina
16	162	John Green	E	Tulsa
17	168	Jackie Freeman	B	William & Mary
18	184	Joe Kane	B	Penn
19	190	Tony Schiro	G	Santa Clara
20	206	Norm Michael	B	Syracuse
21	212	Eddie Kulakowski	T	West Virginia
22	228	Al Postus	B	Villanova
23	234	Milton Smith	E	UCLA
24	250	Earl Klapstein	T	Pacific
25	256	Bob Frisbee	B	Stanford
26	272	Edmund Eiden	B	Scranton
27	278	Barney Burdick	E	Creighton
28	294	Nick Daukas	T	Dartmouth
29	300	Pasquale Darone	G	Boston College
30	316	Bill Clark	T	Colorado College
31	322	Pete Pasko	E	East Stroudsburg
32	328	Myron Majewski	T	American Int.



**1943**

Rd	No	Player	Pos	College
1	2	Joe Muha	B	VMI
2	12	Lamar David	B	Georgia
3	17	Roy Gafford	B	Auburn
4	27	Bob Kennedy	B	Washington St.
5	32	Al Wistert	T	Michigan
6	42	Bruno Banducci	G	Stanford
7	52	Walt Harrison	C	Washington
8	62	Bruce Alford	E	TCU
9	72	Rocco Canale	G	Boston College
10	82	Bill Conoly	T	Texas
11	92	John Billman	G	Minnesota
12	102	Jack Donaldson	T	Penn
13	112	Bill Erickson	C	Georgetown
14	122	George Weeks	E	Alabama
15	132	Russ Craft	B	Alabama
16	142	Paul Darling	B	Iowa St.
17	152	Walt Gorinski	B	LSU
18	162	Bob Friedman	T	Washington
19	172	Johnny Bezemes	B	Holy Cross
20	182	Chet Mutryn	B	Xavier
21	192	Baptiste Manzini	C	St. Vincent's
22	202	Bernie Gillespie	E	Scranton
23	212	Jay Lawhon	T	Arkansas
24	222	Vince Zachem	C	Morehead St.
25	232	Joe Schwarting	E	Texas
26	242	Bob Neff	T	Notre Dame
27	252	Art Macioszczyk	B	Western Michigan
28	262	Jim Arata	T	Xavier
29	272	Wally Scott	E	Texas
30	282	Stan Jaworowski	T	Georgetown

**1942**

Rd	No	Player	Pos	College
1	3	Pete Kmetovic	B	Stanford
2	13	Vic Lindskog	C	Stanford
3	18	Ted Williams	B	Boston College
4	28	Gordon Paschka	G	Minnesota
5	33	Ernie Blandin	T	Tulane
6	43	Earl Younglove	E	Washington
7	53	Billy Sewell	B	Washington St.
8	63	Bill Halverson	G	Oregon St.
9	73	Ray Graves	C	Tennessee
10	83	John Stackpool	B	Washington
11	93	Noble Doss	B	Texas
12	103	Fred Meyer	E	Stanford
13	113	Bob Brenton	T	Missouri
14	123	John Wyhonic	B	Alabama
15	133	O'Dell Griffin	G	Baylor
16	143	Bill Smaltz	B	Penn St.
17	153	Arnie Meiners	E	Stanford
18	163	Bill Braun	T	Santa Clara
19	173	Charley Dvoracek	B	Texas Tech
20	183	Marv Tommervik	B	Pacific Lutheran

**1941**

Rd	No	Player	Pos	College
2	11	Art Jones	B	Richmond
3	16	Marion Pugh	B	Texas A&M
4	26	Al Ghesquiere	B	Detroit
5	31	Royal Kahler	T	Nebraska
6	41	Howard Hickey	E	Arkansas
7	51	Julius Battista	G	Florida
9	71	P.K. Rogers	B	East Texas St.

10	81	Don Williams	T	Texas
11	91	Marshall Stenstrom	B	Oregon
12	101	John Patrick	B	Penn St.
13	111	Joe Hoague	B	Colgate
14	121	Les Dodson	B	Ole Miss
15	131	Alex Lukachick	E	Boston College
16	141	Bill Conatser	B	Texas A&M
17	151	John Yauckoes	T	Boston College
18	161	Joe McFadden	B	Georgetown
19	171	John Shonk	E	West Virginia
20	181	L.B. Russell	B	Hardin-Simmons
21	201	Charley Henke	G	Texas A&M
22	203	Mike Fernella	T	Akron

**1940**

Rd	No	Player	Pos	College
1	2	Wesley McAfee	B	Duke
2	13	Johnny Schiechl	C	Santa Clara
3	17	Dick Favor	B	Oklahoma
4	28	Eberle Schultz	G	Oregon St.
5	32	Franklin Emmons	B	Oregon
6	43	Saul Singer	T	Arkansas
7	52	Harold Pegg	C	Bucknell
8	63	Don Looney	E	TCU
9	72	Don Jones	B	Washington
10	83	Frank Maher	B	Toledo
11	92	Elmer Hackney	B	Kansas St.
12	103	Durward Hoerner	E	TCU
13	112	Ted Hennis	B	Purdue
14	123	Bill Bunsen	B	Kansas
15	132	Don Crumbaker	E	Kansas St.
16	143	J.R. Green	T	Rice
17	152	Jim Molnar	B	Bradley
18	163	Ernie Schwartzler	G	Boston College
19	172	Bill Schneller	B	Ole Miss
20	183	Bill Debord	T	Kansas St.

**1939**

Rd	No	Player	Pos	College
1	4	Davey O'Brien	B	TCU
2	14	Charlie Newton	B	Washington
3	19	Joe Mihal	T	Purdue
4	29	Bill Dewell	E	SMU
5	34	Zed Costen	G	Texas A&M
6	44	Jake Schuehle	B	Rice
7	54	Tony Ippolito	B	Purdue
8	64	George Somers	T	LaSalle
9	74	Rankin Britt	E	Texas A&M
10	84	Bill McKeever	T	Cornell
11	94	Paul Humphrey	C	Purdue
12	104	Jack Kraynick	B	North Carolina
13	114	Thomas White	T	TCU
14	124	Joe Aleskus	T	Ohio St.
15	134	Foster Watkins	B	West Texas St.
16	144	Irving Hall	B	Brown
17	154	Bob Riddell	E	South Dakota St.
18	164	Charley Gainor	E	North Dakota
19	174	Morris White	B	Tulsa
20	184	Dick Gormley	C	LSU

**1938**

Rd	No	Player	Pos	College
1	2	Jim McDonald	B	Ohio St.
2	12	Dick Riffle	B	Albright
3	17	Joe Bukant	B	Washington (StL)



4	27	John Meek	B	California
5	32	Fred Shirey	T	Nebraska
6	42	Herschel Ramsey	E	Texas Tech
7	52	Bob Lannon	E	Iowa
8	62	Clem Woltman	T	Purdue
9	72	Elmer Kolberg	B	Oregon St.
10	82	Emmett Kriel	T	Baylor
11	92	Carl Hinkle	C	Vanderbilt
12	102	Johnny Michelosen	B	Pittsburgh

**1937**

<u>Rd</u>	<u>No</u>	<u>Player</u>	<u>Pos</u>	<u>College</u>
1	1	Sam Francis	B	Nebraska
2	11	Francis Murray	B	Penn
3	21	Drew Ellis	T	TCU
4	31	Walt Gilbert	B	Auburn
5	41	Alex Drobnitch	G	Denver
6	51	Bill Guckeyson	B	Maryland
7	61	Herb Barna	E	West Virginia
8	71	Nestor Hennon	E	Carnegie Mellon
9	81	Paul Fanning	T	Kansas St.
10	91	Ray Antil	E	Minnesota

**1936**

<u>Rd</u>	<u>No</u>	<u>Player</u>	<u>Pos</u>	<u>College</u>
1	1	Jay Berwanger	B	Chicago
2	10	John McCauley	B	Rice
3	19	Wes Muller	C	Stanford
4	28	Bill Wallace	B	Rice
5	37	Harry Shuford	B	SMU
6	46	Al Barabas	B	Columbia
7	55	Jack Weller	G	Princeton
8	64	Pepper Constable	B	Princeton
9	73	Paul Pauk	B	Princeton



**2022**

- ▶ **4/30/22** - Acquired pick No. 181 (6th - Kyron Johnson) from Detroit in exchange for picks No. 188 (6th - Malcolm Rodriguez) and No. 237 (7th - Chase Lucas)
- ▶ **4/30/22** - Traded the 154th overall pick (5th - Snoop Conner) in the 2022 NFL Draft to Jacksonville for picks No. 188 and No. 198 (6th - Grant Calcaterra)
- ▶ **4/28/22** - Acquired WR A.J. Brown from the Tennessee Titans in exchange for picks No. 18 (1st - Treyton Burks) and No. 101 (3rd - Jeremy Ruckert) of the 2022 NFL Draft
- ▶ **4/28/22** - Acquired pick No. 13 (1st - Jordan Davis) from the Houston Texans in exchange for picks No. 15 (1st - Kenyon Green), No. 124 (4th - Cade York), No. 162 (5th - Montrell Washington) and No. 166 (5th - Tycen Anderson)
- ▶ **4/4/22** - Acquired picks No. 18, No. 101, No. 237, a 2023 first-round pick and a 2024 second-round pick in exchange for picks No. 16, No. 19 and No. 194

**2021**

- ▶ **11/2/21** - Acquired DB Kary Vincent Jr. from Denver in exchange for a 2022 6th-round pick
- ▶ **10/25/21** - Acquired a 2022 conditional 6th-round draft pick from the NY Jets in exchange for QB Joe Flacco
- ▶ **10/15/21** - Acquired CB Tay Gowan and a 2022 fifth-round pick from Arizona in exchange for TE Zach Ertz
- ▶ **8/31/21** - Acquired a sixth-round pick in the 2022 NFL Draft from Indianapolis in exchange for G/T Matt Pryor and a seventh-round pick in the 2022 NFL Draft
- ▶ **8/28/21** - Acquired QB Gardner Minshew from Jacksonville in exchange for a conditional sixth-round pick in 2022
- ▶ **5/18/21** - Acquired CB Josiah Scott from Jacksonville in exchange for CB Jameson Houston and a 2023 6th-round pick
- ▶ **5/1/21** - Traded picks No. 225 (6th - LS Camaron Cheeseman) and No. 240 (7th - DE William Bradley-King) to Washington in exchange for a 2022 5th-round pick
- ▶ **4/30/21** - Traded pick No. 70 (3rd - T Brady Christensen) to Carolina in exchange for picks No. 73 (3rd - DT Milton Williams) and No. 191 (6th - DE Tarron Jackson)
- ▶ **4/29/21** - Traded picks No. 12 (1st - LB Micah Parsons) and No. 84 (3rd - DE Chauncey Golston) to Dallas in exchange for pick No. 10 (1st - WR DeVonta Smith)
- ▶ **3/26/21** - Acquired picks No. 12 (1st - LB Micah Parson), No. 123 (4th - Zech McPhearson) and a 2022 1st-round pick (No. 15) from Miami in exchange for picks No. 6 (1st - Jaylen Waddle) and No. 156 (5th - Isaiahh Loudermilk)
- ▶ **3/17/21** - Traded QB Carson Wentz to Indianapolis in exchange for a 2021 3rd-round pick (No. 70 overall) and a conditional 2022 1st-round pick (No. 16)

**2020**

- ▶ **4/25/20** - Traded picks No. 173 (5th - WR Darnell Mooney) and No. 227 (7th - T Lachavious Simmons) to Chicago in exchange for picks No. 196 (6th - LB Shaun Bradley), No. 200 (6th - WR Quez Watkins) and No. 233 (7th - DE Casey Toohill)
- ▶ **4/25/20** - Traded pick No. 146 (4th - C Tyler Biadasz) to Dallas in exchange for pick No. 164 (5th - LB Curtis Weaver) and a 2021 5th-round pick
- ▶ **4/25/20** - Acquired WR Marquise Goodwin and pick No. 210 (6th - T Prince Tega Wanogho) in the 2020 NFL Draft from San Francisco in exchange for pick No. 190 (6th - TE Charlie Woerner)

- ▶ **4/25/20** - Traded pick No. 164 (5th - LB Curtis Weaver) to Miami in exchange for picks No. 173 (5th - WR Darnell Mooney) and No. 227 (7th - T Lachavious Simmons)
- ▶ **3/19/20** - Agreed to terms on a trade with the Detroit Lions to acquire CB Darius Slay in exchange for a 2020 third-round (No. 85 overall - S Julian Blackmon) draft pick and a 2020 fifth-round (No. 166 overall) draft pick

**2019**

- ▶ **8/22/19** - Agreed to terms with Arizona to acquire S Rudy Ford in exchange for DT Bruce Hector
- ▶ **8/9/19** - Acquired DE Eli Harold from Buffalo in exchange for T Ryan Bates
- ▶ **4/27/19** - Acquired DT Hassan Ridgeway from Indianapolis in exchange for the 246th pick in the 2019 NFL Draft (7th - C Javon Patterson)
- ▶ **4/27/19** - The 167th overall selection (5th - QB Clayton Thorson) and the 246th overall selection (7th - C Javon Patterson) were acquired from the New England Patriots in exchange for the 163rd overall selection (5th - P Jake Bailey)
- ▶ **4/25/19** - The 22nd overall selection in the 2019 NFL Draft (1st - T Andre Dillard) was acquired from the Baltimore Ravens in exchange for the 25th (1st - WR Marquise Brown), 127th (4th - CB Iman Marshall) and 197th (6th - QB Trace McSorley) overall picks
- ▶ **3/28/19** - Acquired RB Jordan Howard from Chicago in exchange for 2020 draft choice
- ▶ **3/14/19** - Acquired a 2020 5th-round draft choice from New England in exchange for DE Michael Bennett and a 2020 7th-round draft choice
- ▶ **3/13/19** - Acquired WR DeSean Jackson and 2020 7th-round draft choice from Tampa Bay in exchange for 2019 6th-round draft choice

**2018**

- ▶ **10/30/18** - Acquired WR Golden Tate from Detroit in exchange for a 3rd-round pick in 2019
- ▶ **9/1/18** - Acquired S Deiondre' Hall from Chicago in exchange for a conditional 7th-round pick in 2019
- ▶ **4/27/18** - Acquired the 233rd overall selection (7th - Jordan Mailata) in the 2018 NFL Draft from New England in exchange for the 250th overall selection (7th - TE Ryan Izzo) and a 2019 7th round pick
- ▶ **4/27/18** - Acquired the 49th overall selection (2nd - TE Dallas Goedert) in the 2018 NFL Draft from Indianapolis in exchange for the 52nd overall pick (2nd - DE Kemoko Turay) and the 169th overall pick (5th - Jordan Wilkins)
- ▶ **4/26/18** - Traded the 32nd (1st - QB Lamar Jackson) and 132nd (4th - WR Jaleel Scott) overall picks in the 2018 NFL Draft to Baltimore for the 52nd (2nd - DE Kemoko Turay) and 125th (4th - CB Avonte Maddox) overall picks in 2018, and a 2019 2nd-round pick
- ▶ **3/14/18** - Acquired DE Michael Bennett and a 7th-round pick (250th) in 2018 from Seattle in exchange for WR Marcus Johnson and a 5th-round selection (156th) in 2018
- ▶ **3/14/18** - Acquired CB Daryl Worley from Carolina in exchange for WR Torrey Smith

**2017**

- ▶ **10/31/17** - Acquired RB Jay Ajayi from Miami in exchange for a 2018 4th-round pick
- ▶ **8/28/17** - Traded LS Jon Dorenbos to New Orleans in exchange for a 2019 7th-round pick
- ▶ **8/27/17** - Acquired CB Dexter McDougale from N.Y. Jets in exchange for S Terrence Brooks
- ▶ **8/21/17** - Acquired a 2018 5th-round pick from Seattle in exchange for G/T Matt Tobin and a 2018 7th-round pick



- ▶ **8/11/17** - Acquired CB Ronald Darby from Buffalo in exchange for WR Jordan Matthews and a 2018 3rd-round pick
- ▶ **7/26/17** - Traded G/T Allen Barbre to Denver in exchange for a 2019 conditional 7th-round pick
- ▶ **4/29/17** - Traded the 164th (G Isaac Asiata) and 194th overall (DT Vincent Taylor) picks to Miami for the 166th (WR Shelton Gibson) and 184th (LB Nathan Gerry) overall selections in 2017
- ▶ **4/29/17** - Traded the 155th overall selection (LB Jayon Brown) for the 164th (G Isaac Asiata) and 214th (DT Elijah Qualls) overall picks in 2017
- ▶ **4/29/17** - Traded the 139th (WR Jehu Chesson) and 230th (S Josh Harvey-Clemons) overall picks to Minnesota for the 132nd overall selection (RB Donnel Pumphrey)
- ▶ **4/4/17** - Acquired DT Tim Jernigan and a 2017 3rd round draft choice (CB Rasul Douglas) from Baltimore in exchange for a 2017 3rd round draft pick (DE Chris Wormley)

**2016**

- ▶ **9/7/16** - Traded CB Eric Rowe to New England for a 4th round draft pick in 2018
- ▶ **9/3/16** - Traded QB Sam Bradford to Minnesota for a first round draft pick in 2017 (DE Derek Barnett) and a 4th round draft pick in 2018 (DE Josh Sweat)
- ▶ **8/16/16** - Traded OL Dennis Kelly to Tennessee for WR Dorial Green-Beckham
- ▶ **4/30/16** - Traded the 188th overall pick (TE David Morgan) to Minnesota for a 6th round pick (S Blake Countess) and a 7th round pick (DE Alex McAlister) in 2016
- ▶ **4/20/16** - Traded the 8th overall pick, a 3rd round draft choice, a 4th round draft choice, a 2017 1st round draft choice and a 2018 2nd round draft choice to the Cleveland Browns for the 2nd overall selection (QB Carson Wentz) and a 2017 4th round pick
- ▶ **3/11/16** - Traded QB Mark Sanchez to the Denver Broncos for a conditional 7th round draft choice
- ▶ **3/9/16** - Traded RB DeMarco Murray and a 4th round draft choice to the Tennessee Titans for a 4th round draft choice (traded to Cleveland)
- ▶ **3/9/16** - Traded LB Kiko Alonso, CB Byron Maxwell and the 13th overall selection to the Miami Dolphins for the 8th overall selection (traded to Cleveland)

**2015**

- ▶ **9/4/15** - Traded QB Matt Barkley to the Arizona Cardinals for a conditional 7th round draft choice in 2016
- ▶ **8/1/15** - Traded CB Brandon Boykin to the Pittsburgh Steelers for a conditional 5th round draft choice in 2016
- ▶ **5/2/15** - Traded the 113th overall selection (DT Gabe Wright) to the Detroit Lions for a 3rd round selection in 2016
- ▶ **5/1/15** - Traded the 52nd overall selection (NT Jordan Phillips), 145th overall selection (CB Bobby McCain) and the 156th overall selection (WR Tony Lippett) in 2015 to the Miami Dolphins for the 47th overall selection (DB Eric Rowe) and the 191st overall selection (DB JaCorey Shepherd) in 2015
- ▶ **3/10/15** - Traded QB Nick Foles, a 4th round draft choice in 2015 (T Andrew Donnel), and a 2nd round draft choice in 2016 to the St. Louis Rams for QB Sam Bradford and a 5th round draft choice in 2015 (traded to Miami)
- ▶ **3/10/15** - Traded RB LeSean McCoy to the Buffalo Bills for LB Kiko Alonso

**2014**

- ▶ **8/20/14** - Traded RB David Fluellen to the Indianapolis Colts for K Cody Parkey

- ▶ **8/19/14** - Traded a conditional 2015 7th round draft choice to the Carolina Panthers for RB Kenjon Barner
- ▶ **5/10/14** - Traded RB Bryce Brown and a 2014 7th round draft choice (T Seantrel Henderson) to the Buffalo Bills for a 2014 7th round draft choice (DT Beau Allen) and a 2015 4th round draft choice (traded to Detroit)
- ▶ **5/9/14** - Traded a 3rd round draft choice (DT Louis Nix) to the Houston Texans for a 4th round draft choice (DB Jaylen Watkins) and a 5th round draft choice (DE Taylor Hart)
- ▶ **5/9/14** - Traded a 2nd round draft choice (RB Bishop Sankey) and a 4th round draft choice (S Marqueston Huff) to the Tennessee Titans for a 2nd round draft choice (WR Jordan Matthews)
- ▶ **5/8/14** - Traded a 1st round draft choice (QB Johnny Manziel) to the Cleveland Browns for a 1st round draft choice (LB Marcus Smith) and a 3rd round draft choice (traded to Houston)
- ▶ **3/13/14** - Traded a 2014 5th round draft choice (LB Ronald Powell) to the New Orleans Saints for RB Darren Sproles

**2013**

- ▶ **10/29/13** - Traded DT Isaac Sopoaga and a 2014 6th round draft choice (DE Zach Moore) to the New England Patriots for a 2014 5th round draft choice (traded to New Orleans)
- ▶ **8/23/13** - Traded RB Felix Jones to the Pittsburgh Steelers for LB Adrian Robinson
- ▶ **8/12/13** - Traded OL Nate Menkin to the Houston Texans for WR Jeff Maehl
- ▶ **4/27/13** - Traded a 4th round draft choice (WR Ace Sanders) and a 7th round draft choice (CB DeMetrius McCray) to the Jacksonville Jaguars for a 4th round draft choice (QB Matt Barkley)
- ▶ **4/11/13** - Traded RB Dion Lewis to the Cleveland Browns for LB Emmanuel Acho
- ▶ **3/28/13** - Traded FB Stanley Havili to the Indianapolis Colts for DE Clifton Geathers
- ▶ **3/15/13** - Traded a 2013 6th round draft choice (G Jeff Baca) and a 2014 conditional draft choice to the Tampa Bay Buccaneers for WR Arrelious Benn and a 2013 7th round draft choice (CB Jordan Poyer)

**2012**

- ▶ **8/31/12** - Acquired S David Sims from the Cleveland Browns for a 2013 conditional draft choice (DE Joe Kruger)
- ▶ **8/2/12** - Traded LB Moise Fokou and LB Greg Lloyd to the Indianapolis Colts for CB Kevin Thomas and a conditional 7th round draft choice
- ▶ **7/22/12** - Traded CB D.J. Johnson to the Indianapolis Colts for DT Ollie Ogbu
- ▶ **4/27/12** - Traded a 2nd round draft choice (DT Jerel Worthy) to the Green Bay Packers for a 2nd round draft choice (DE Vinny Curry) and a 4th round draft choice (CB Brandon Boykin)
- ▶ **4/26/12** - Traded a 1st round draft choice (DE Bruce Irvin), a 4th round draft choice (DT Jaye Howard), and a 6th round draft choice (CB Jeremy Lane) to the Seattle Seahawks for a 1st round draft choice (DT Fletcher Cox)
- ▶ **4/25/12** - Traded CB Asante Samuel to the Atlanta Falcons for a 7th round draft choice (RB Bryce Brown)
- ▶ **3/20/12** - Traded a 3rd round draft choice (G Brandon Brooks) and a 4th round draft choice (C Ben Jones) to the Houston Texans for LB Demeco Ryans and a 3rd round pick (QB Nick Foles)
- ▶ **3/14/12** - Traded T Winston Justice and a 6th round draft choice (S Josh Bush) to the Indianapolis Colts for a 6th round draft choice (traded to Seattle)



## 2011

- ▶ **8/1/11** - Traded DT Brodrick Bunkley to the Denver Broncos in exchange for an 6th draft choice in 2013 (traded to Tampa Bay)
- ▶ **7/28/11** - Traded QB Kevin Kolb to Arizona for CB Dominique Rodgers-Cromartie and a 2nd round draft choice in 2012
- ▶ **4/30/11** - Traded a 6th round draft choice (LB Markell Carter) to New England for a 6th round draft choice (LB Brian Rolle)
- ▶ **4/30/11** - Traded a 5th round draft choice (WR Jeremy Kerley) and a 7th round draft choice (WR Scotty McKnight) to the NY Jets for a 5th round draft choice (G Julian Vandervelde) and a 6th round draft choice (traded to New England later in draft)
- ▶ **4/30/11** - Traded a 4th round draft choice (TE Luke Stocker) to Tampa Bay for a 4th round draft choice (LB Casey Matthews) and a 4th round draft choice in 2012
- ▶ **4/29/11** - Traded a 3rd round draft choice (T Jah Reid) to Baltimore for a 3rd round draft choice (CB Curtis Marsh) and a 6th round draft choice (C Jason Kelce)

## 2010

- ▶ **10/13/10** - Traded RB Mike Bell to the Cleveland Browns for RB Jerome Harrison
- ▶ **9/4/10** - Traded G Stacy Andrews to Seattle for a 7th round pick in 2011 ... Traded LB Tracy White and a 7th round pick (OLB Travis Lewis) to New England for a 2012 6th round pick (G Brandon Washington)
- ▶ **9/3/10** - Traded an undisclosed draft choice in 2011 to Arizona for OL Reggie Wells
- ▶ **8/30/10** - Traded FB Charles Scott to Arizona for CB Jorrick Calvin
- ▶ **7/30/10** - Traded LB Joe Mays to Denver for RB J.J. Arrington or a 2012 conditional draft choice (compensation - 2012 6th round pick - WR Marvin McNutt)
- ▶ **4/24/10** - Traded a 6th round draft choice in 2011 to Detroit for a 7th round draft choice (LB Jamar Chaney)
- ▶ **4/24/10** - Traded a 5th round draft choice (DT Cam Thomas) to San Diego for a 5th round draft choice (WR Riley Cooper) and a 5th round draft choice in 2011 (RB Dion Lewis)
- ▶ **4/23/10** - Traded a 3rd round draft choice (S Morgan Burnett) to Green Bay for a 3rd round draft choice (DE Daniel Te'o-Nesheim) and a 4th round draft choice (QB Mike Kafka)
- ▶ **4/23/10** - Traded a 2nd round draft choice (RB Montario Hardesty) to Cleveland for a 3rd round draft choice (later traded to Green Bay) and two 5th round draft choices (DE Ricky Sapp and the other was traded to San Diego, who selected DT Cam Thomas)
- ▶ **4/23/10** - Traded a 2nd round draft choice (LB Sean Lee) to Dallas for a 2nd round draft choice (later traded to Cleveland) and a 4th round draft choice (TE Clay Harbor)
- ▶ **4/22/10** - Traded a 1st round draft choice (traded to New England and then to Dallas who selected WR Dez Bryant) and two 3rd round draft choices (one was traded to Seattle and then to Baltimore who selected TE Ed Dickson and the other was used to select WR Eric Decker) to Denver for a 1st round draft choice (DE Brandon Graham)
- ▶ **4/19/10** - Acquired LB Ernie Sims from the Detroit Lions in three-team trade. Sent a 5th round draft pick in 2010 to Denver (CB Perrish Cox), who sent TE Tony Scheffler and a 7th round pick (traded to Philadelphia who selected LB Jamar Chaney) to Detroit
- ▶ **4/4/10** - Traded QB Donovan McNabb to Washington for a 2nd round draft choice (S Nate Allen) in 2010 and a 3rd or 4th round draft choice in 2011 (traded to Tampa Bay)
- ▶ **4/2/10** - Traded CB Sheldon Brown and LB Chris Gocong to Cleveland for LB Alex Hall, and a 4th (CB Trevard Lindley) and a 5th round draft choice in 2010 (traded to Denver in 3-team trade for LB Ernie Sims)

- ▶ **3/16/10** - Traded DE Chris Clemons and a 4th round draft choice in 2010 to Seattle for DE Darryl Tapp
- ▶ **3/8/10** - Traded WR Reggie Brown to Tampa Bay for an undisclosed draft choice in 2011

## 2009

- ▶ **10/20/09** - Traded WR Brandon Gibson and a 5th round draft choice in 2010 (traded to Miami who selected S Reshad Jones) to St. Louis for LB Will Witherspoon
- ▶ **4/26/09** - Traded a 7th round draft choice (P Pat McAfee) to Indianapolis for a 6th round draft choice in 2010 (RB Charles Scott)
- ▶ **4/26/09** - Traded a 5th round draft choice (P Thomas Morstead) to New Orleans for a 7th round draft choice (traded to Indianapolis who selected P Pat McAfee) and a 5th round draft choice in 2010 (traded to St. Louis along with WR Brandon Gibson for LB Will Witherspoon)
- ▶ **4/26/09** - Traded two 5th round draft choices (137th, traded to Baltimore who selected LB Jason Phillips and 141st, traded to Denver who selected WR Kenny McKinley) to New England for CB Ellis Hobbs
- ▶ **4/26/09** - Traded a 3rd round draft choice (WR Deon Butler) to Seattle for a 5th round draft choice (137th, traded to New England for CB Ellis Hobbs), a 7th round draft choice (G Paul Fanaika) and a 3rd round draft choice in 2010 (traded to Denver)
- ▶ **4/26/09** - Traded a 3rd round draft choice (WR Ramses Barden) to NY Giants for a 3rd round draft choice (91st, traded to Seattle later in draft) and a 5th round draft choice (164th, traded to New Orleans later in draft)
- ▶ **4/25/09** - Traded a 1st round pick (C Alex Mack) and a 6th round draft choice (RB James Davis) to Cleveland for a 1st round draft choice (WR Jeremy Maclin)
- ▶ **4/20/09** - Traded a 1st round pick in 2009 (OL Eric Wood), a 4th round pick in 2009 (TE Shawn Nelson) and a 6th round pick in 2010 (DE Danny Batten) to Buffalo for T Jason Peters
- ▶ **3/5/09** - Traded WR Greg Lewis and a 7th round draft choice in 2010 (traded to Denver and then to Washington who selected T Selvis Capers) to the New England Patriots for a 5th round draft pick in 2009 (T Fenuki Tupou)
- ▶ **2/28/09** - Traded CB Lito Sheppard and a 5th round pick in 2010 (traded to Arizona who selected QB John Skelton) to the NY Jets for a 5th round draft pick in 2009 (TE Cornelius Ingram) and a 4th round draft pick in 2010 (traded to Seattle along with DE Chris Clemons for DE Darryl Tapp)

## 2008

- ▶ **6/6/08** - Traded a conditional draft pick in 2009 (no draft pick traded) to Indianapolis in exchange for FB Luke Lawton
- ▶ **4/27/08** - Traded a 6th round draft pick to Cleveland (WR Paul Hubbard) in exchange for a 5th round draft pick in 2009 (traded to New England for CB Ellis Hobbs)
- ▶ **4/26/08** - Traded a 1st round draft pick (T Jeff Otah) to Carolina in exchange for a 2nd round draft pick (traded to Minnesota, see next trade), a 4th round draft pick (G Mike McGlynn), and a 1st round draft pick in 2009 (traded to Buffalo in Jason Peters' deal)
- ▶ **4/26/08** - Traded a 2nd round draft pick (FS Tyrell Johnson) and a 5th round draft pick (DT Letroy Guion) to Minnesota in exchange for a 2nd round draft pick (DT Trevor Laws) and a 4th round draft pick (FS Quintin Demps)
- ▶ **4/26/08** - Traded a 4th round draft pick (traded to Chicago then to Tampa Bay, who selected DT Dre Moore) in exchange for RB Lorenzo Booker

**2007**

- ▶ **8/28/07** - Traded QB Kelly Holcomb to Minnesota for an undisclosed draft pick in 2009 (used in a 2009 draft day trade with Cleveland that landed WR Jeremy Maclin)
- ▶ **4/28/07** - Traded a 1st round draft pick (DE Anthony Spencer) to Dallas in exchange for a 2nd round draft pick (QB Kevin Kolb), a 3rd round draft pick (LB Stewart Bradley), and a 5th round draft pick (S C.J. Gaddis)
- ▶ **3/26/07** - Traded DT Darwin Walker and a 2008 conditional draft choice (7th round, WR Steve Johnson) to Buffalo for LB Takeo Spikes and QB Kelly Holcomb

**2006**

- ▶ **9/2/06** - Traded C Hank Frale to the Cleveland Browns for a 6th round draft pick in 2008. Traded FB Josh Parry to the Seattle Seahawks for a 7th round draft choice in 2008 (T King Dunlap)
- ▶ **8/28/06** - Traded LB Mark Simoneau and a conditional 4th round draft choice in 2007 to New Orleans (who traded the pick to the San Francisco 49ers who used it to select S Dashon Goldson) for WR Donte Stallworth
- ▶ **5/18/06** - Traded WR Billy McMullen to Minnesota for WR Hank Baskett
- ▶ **4/30/06** - Traded a 4th round pick (WR Will Blackmon) and a 6th round pick (FS Tyrone Culver), both of which were acquired from Minnesota for own 4th round pick (DE Ray Edwards) and G Artis Hicks, to Green Bay for a 4th round pick (WR Jason Avant)
- ▶ **4/30/06** - Traded own 4th round pick (T Jahri Evans) and DT Hollis Thomas for a 4th round pick (G Max Jean-Gilles)
- ▶ **4/29/06** - Traded own 3rd round draft choice (LB Anthony Schlegel) and own 7th round pick (DT Adam Titus) for a 3rd round pick (LB Chris Gocong)
- ▶ **4/29/06** - Traded own 2nd round draft choice (RB LenDale White) and own 4th round pick to Tennessee for a 2nd round draft pick (T Winston Justice). Tennessee traded the 4th round pick (LB Stephen Tulloch) to Dallas

**2005**

- ▶ **4/24/05** - Traded own 5th round draft choice (FS Michael Hawkins), 6th round draft choice, and own 7th round draft choice (SS Kurt Campbell) to Green Bay for a 4th round draft choice (T Todd Herremans). Philadelphia traded the 6th round pick to Green Bay who then traded it to New England, who then traded it to Oakland, who selected DT Anttaj Hawthorne
- ▶ **4/24/05** - Traded own 4th round draft choice (DE Chris Canty) and a 6th round draft choice in 2006 to Dallas for a 5th round draft choice (traded to Indianapolis) and a 4th round draft choice in 2006 (traded to Tennessee) ... Traded the 5th round (DE Jonathan Welsh) choice to Indianapolis for a 4th round draft choice in 2006
- ▶ **4/23/05** - Traded own 3rd round draft choice (T Adam Snyder) to San Francisco for a 4th round draft choice (S Sean Considine) and a 6th round draft choice (see trade two above)

**2004**

- ▶ **9/5/04** - Agreed to send a conditional 2005 draft choice (6th round, CB Derrick Johnson) to the San Francisco 49ers to complete the trade that sent WR Terrell Owens to the Eagles and DE Brandon Whiting to the 49ers
- ▶ **4/25/04** - Traded G John Welbourn to Kansas City for a 5th round pick in 2004 (FB Thomas Tapeh) and a 3rd round pick in 2005 (RB Ryan Moats)
- ▶ **4/24/04** - Traded a 1st and 2nd round pick (CB Shawntae Spencer) to San Francisco for the 16th overall pick (T/G Shawn Andrews). The 49ers traded the 1st round pick to Carolina who chose CB Chris Gamble

- ▶ **4/3/04** - Traded QB A.J. Feeley to Miami for a 2nd round pick in 2005 (WR Reggie Brown)
- ▶ **3/30/04** - Traded WR James Thrash to Washington for a 5th round draft pick in 2005 (LB/DE Trent Cole)
- ▶ **3/16/04** - In a three-team deal, traded a 5th round pick to Baltimore and DE Brandon Whiting to San Francisco in exchange for WR Terrell Owens. The Ravens traded the 5th round pick to Miami who chose SS Tony Bua

**2003**

- ▶ **8/30/03** - Traded WR Freddie Milons to Pittsburgh for a conditional, future draft pick (no pick exchanged)
- ▶ **4/26/03** - Traded a 1st round pick (CB Sammy Davis) and a 2nd round pick (FS Terrence Kiel) to San Diego for the 15th overall pick in the 2003 draft (DE Jerome McDougle)
- ▶ **4/26/03** - Traded a 5th round pick (LB Hunter Hillenmeyer) to Green Bay for a 6th round pick (T/G Jeremy Bridges) and a 7th round pick (S Norman LeJeune)
- ▶ **4/26/03** - Traded a 7th round choice (CB Chris Johnson) to Green Bay for a 6th round pick (QB Andy Hall) in 2004
- ▶ **3/4/03** - Traded a 6th round pick (DB Waine Bacon) in 2003 and a 4th round pick in 2004 to Atlanta for LB Mark Simoneau. The Falcons traded the 4th round pick to Indianapolis who chose CB Jason David
- ▶ **2/28/03** - Traded CB Al Harris and a 4th round pick in 2003 to Green Bay for a 2nd round pick (TE L.J. Smith). The Packers traded the 4th round pick to Buffalo who chose WR Sam Aiken

**2001**

- ▶ **4/21/01** - Traded a 3rd round pick (LB Morlon Greenwood) and a 6th round pick (DE Otis Leverette) to Miami for a 2nd round pick in 2002 (CB Sheldon Brown)

**2000**

- ▶ **8/25/00** - Traded CB/KR Allen Rossum to Green Bay for an undisclosed draft pick (5th round, TE Tony Stewart)
- ▶ **4/16/00** - Traded a 4th round pick (WR Trevor Gaylor) to San Diego for a 3rd round pick in 2001 (DE Derrick Burgess). The pick traded to the Chargers was obtained from a trade with Detroit for a 5th round pick (S Ty Talton) in 1999
- ▶ **4/16/00** - Traded TE Kaseem Sinceno to Green Bay for TE Jeff Thomason
- ▶ **4/15/00** - Traded a 3rd round (TE Erron Kinney) and 5th round pick (SS Aric Morris) to Tennessee for a 2nd round pick (G Bobbie Williams) in 2000

**1999**

- ▶ **9/5/99** - Traded an undisclosed draft pick (7th round, TE Mike Roberg) to Carolina for TE Luther Broughton
- ▶ **9/1/99** - Traded DE Jon Harris to Green Bay for T John Michaels
- ▶ **8/24/99** - Traded QB Bobby Hoying to Oakland for an undisclosed, conditional draft pick (6th round, DE John Frank)
- ▶ **4/28/99** - Traded QB Rodney Peete to Washington for a 6th round pick (C John Romero)

**1998**

- ▶ **8/30/98** - Traded a future, conditional draft pick to New England (7th round) for WR Dietrich Jells. The Patriots traded the pick to San Francisco who chose QB Tim Rattay



- ▶ **4/19/98** - Traded a 3rd round pick (WR Brian Alford) to the New York Giants for a 3rd round pick (CB/KR Allen Rossum) and 4th round pick (CB Clarence Love) ... Traded a 4th round pick (DE Lorenzo Bromell) to Miami for a 4th round pick (DT/DE Brandon Whiting) and a 5th round pick (LB Ike Reese) ... Traded a 6th round pick (DE Eric Ogbogu) to the New York Jets for WR Jeff Graham ... Traded a 7th round pick (C Trey Teague) to Denver for a 6th round pick (WR Troy Smith) in 1999
- ▶ **3/13/98** - Traded a 2nd round and 5th round (LB Casey Dailey) pick to the New York Jets for DE Hugh Douglas. The Jets traded the 2nd round pick to Pittsburgh who chose DT Jeremy Staat

**1997**

- ▶ **8/27/97** - Traded an undisclosed pick of player/pick to Baltimore for CB Willie Clark
- ▶ **8/24/97** - Traded G Ben Cavil to Baltimore for undisclosed terms.
- ▶ **8/22/97** - Acquired G Sean Love from the New York Jets for past considerations
- ▶ **4/19/97** - Traded a 1st round pick (TE David LaFleur) to Dallas for a 1st round (DE Jon Harris) and 5th round (TE Luther Broughton) picks in 1997 and a 3rd round pick (LB Jeremiah Trotter) in 1998 ... Traded a 2nd round pick (FB Marc Edwards) to San Francisco for a 2nd round pick (LB James Darling), a 6th round (WR Antuwan Wyatt), and a 7th round pick (CB Deauntae Brown) ... Traded a 3rd round pick (CB Ty Howard) and a 6th round pick (LB Tony McCombs) to Arizona for a 3rd round pick (RB Duce Staley)
- ▶ **4/18/97** - Traded DT Ronnie Dixon to the New York Jets for a 7th round pick (QB Koy Detmer) in 1997

**1995**

- ▶ **8/27/95** - Traded T Joe Sims to Green Bay for an undisclosed pick in 1995 (6th round, TE Tony Johnson)
- ▶ **8/21/95** - Traded a conditional, undisclosed draft pick (7th round) to Cleveland for DT Ronnie Dixon
- ▶ **4/23/95** - Traded a 5th round pick (WR Mike Miller) in 1995 and a 5th round pick in 1996 to Cleveland for a 4th round pick (QB David Barr). The 5th round pick to Baltimore was traded to Dallas who chose G Kenneth McDaniel ... Traded a 5th round pick (FB Ryan Christopherson) and a 7th round pick (WR Curtis Marsh) to Jacksonville for a 6th round pick (FB Fred McCray) and two 7th round picks (RB Kevin Bouie and T Howard Smothers)
- ▶ **4/22/95** - Traded a 1st round pick (DT Warren Sapp) and two 2nd round picks (DB Melvin Johnson and the other was traded to Dallas, who chose G Shane Hannah) to Tampa Bay for the 7th overall selection (DE Mike Mamula) and a 3rd round pick (DE Greg Jefferson) ... Traded WR Victor Bailey and a 4th round pick to Kansas City for a 2nd round pick (CB Bobby Taylor) in 1995 and a 6th round pick (WR Phillip Riley) in 1996. The Chiefs traded the 4th round pick to New England who chose C David Wohlabough



# HONORS & HISTORY



[FRONT OFFICE & COACHING STAFF](#)

[PLAYER BIOS](#)

[2021 EAGLES STATISTICS](#)

[RECORD BOOK](#)

[ALL-TIME RESULTS](#)

[ALL-TIME ROSTERS](#)

[HONORS & HISTORY](#)

[YEAR-BY-YEAR STATISTICS](#)

[OFF THE FIELD](#)

**SUPER BOWL MVP**

2017 Nick Foles

**NFL MVP/PLAYER OF THE YEAR**

1960 Norm Van Brocklin, QB (UP, AP, NE, SN, MX)  
 1965 Pete Retzlaff, TE (MX)  
 1980 Ron Jaworski, QB (MX)  
 1988 Randall Cunningham, QB (MX)  
 1990 Randall Cunningham, QB (FW, MX)  
 2010 Michael Vick (MX)

**NFC MVP/PLAYER OF THE YEAR**

1980 Ron Jaworski, QB (UP)  
 2000 Donovan McNabb, QB (CBS)  
 2004 Donovan McNabb, QB (CBS)

**NFL OFFENSIVE MVP/PLAYER OF THE YEAR**

1990 Randall Cunningham, QB (PW)

**NFC OFFENSIVE MVP/PLAYER OF THE YEAR**

1990 Randall Cunningham, QB (UP, KC)  
 2004 Donovan McNabb, QB (KC)  
 2010 Michael Vick, QB (KC)  
 2013 LeSean McCoy, RB (KC)

**NFL DEFENSIVE MVP/PLAYER OF THE YEAR**

1987 Reggie White, DE (AP, NE, PW)  
 1991 Reggie White, DE (PW)

**NFC DEFENSIVE MVP/PLAYER OF THE YEAR**

1987 Reggie White, DE (UP, KC)  
 1991 Reggie White, DE (UP)  
 1993 Eric Allen, CB (UP)

**NFL ROOKIE OF THE YEAR**

1951 Bobby Walston, TE/K  
 1988 Keith Jackson, TE (SN)

**NFC ROOKIE OF THE YEAR**

1973 Charle Young, TE (UP)  
 1984 Paul McFadden, K (UP)

**NFL COMEBACK PLAYER OF THE YEAR**

1973 Roman Gabriel, QB (PW)  
 1991 Jim McMahon, QB (PW)  
 1992 Randall Cunningham, QB (PW)  
 2010 Michael Vick, QB (AP, PW, SN)

**FedEx AIR & GROUND PLAYER OF THE YEAR**

2011 LeSean McCoy (Ground)  
 2013 LeSean McCoy (Ground)  
 2017 Carson Wentz (Air)

**NFL COACH OF THE YEAR**

1948 Greasy Neale (SN)  
 1960 Buck Shaw (UP, AP)  
 1979 Dick Vermeil (SN, PW)  
 1995 Ray Rhodes (AP, SN, MX, NFL Films)  
 2000 Andy Reid (SN, MX, FD)  
 2002 Andy Reid (AP, MX, PW, SN)  
 2010 Andy Reid (MX)  
 2013 Chip Kelly (MX)

**NFC COACH OF THE YEAR**

2010 Marty Mornhinweg (PW)

**ASSISTANT COACH OF THE YEAR**

1978 Dick Vermeil (FW, UP, KC)  
 1979 Dick Vermeil (FW, KC)  
 1995 Ray Rhodes (UP, KC)  
 2002 Andy Reid (KC)

**NFL EXECUTIVE OF THE YEAR**

2017 Howie Roseman (PFWA, Sports Illustrated)

**ALL-PRO SELECTIONS**

1933 Swede Hanson, B (OF, CN, GB)  
 1934 Swede Hanson, B (OF, GB)  
 1935 Joe Carter, E (GB), Ed Manske, E (GB)  
 1936 Joe Carter, E (EY, CN)  
 1937 Bill Hewitt, E (OF, UP, IN, NY)  
 1938 Joe Carter, E (FW, NY), Bill Hewitt, E (OF, UP, FW, IN, NY, EY)  
 1939 Davey O'Brien, B (OF, UP, FW, NY, EY)  
 1940 Dick Bassi, G (EY, HA), Don Looney, E (OF, NY, EY, HA), Davey O'Brien, B (OF)  
 1941 Dick Humbert, E (NY), Phil Ragazzo, T (UP), Bob Suffridge, G (NY)  
 1942 Tommy Thompson, B (IN, NY)  
 1943 Jack Hinkle, B (AP, UP, PF, HA), Eberle Schultz, G (PF), Vic Sears, T (AP, UP, NY, IN), Ernie Steele, B (UP), Roy Zimmerman, B (AP)  
 1944 Steve Van Buren, B (AP, UP, NY), Al Wistert, T (AP, UP, IN, NY), Roy Zimmerman, B (UP, IN, NY)  
 1945 Bruno Banducci, G (NY), Jack Ferrante, E (UP, NY), Vic Sears, T (UP, IN), Steve Van Buren, B (AP, UP, IN, NY, PF, HA), Al Wistert, T (AP, UP, IN, NY, PF, HA)  
 1946 Augie Lio, G (UP, NY), Steve Van Buren, HB (UP, NY, PF), Al Wistert, T (AP, UP, NY, PF)  
 1947 Pete Pihos, E (PF), Al Wistert, T (AP, UP, NY, PF, HA), Steve Van Buren, HB (AP, UP, NY, PF)  
 1948 Bucko Kilroy, G (UP), Joe Muha, FB (UP, PF, HA), Pete Pihos, E (AP, SN, UP, NY, PF, HA), Tommy Thompson, QB (AP, UP, NY, PF), Steve Van Buren, HB (AP, UP, SN, NY, PF), Al Wistert, T (SN, UP, NY, PF, HA)  
 1949 Jack Ferrante, E (NY), Bucko Kilroy, G (UP, NY), Cliff Patton, G (UP), Pete Pihos, E (AP, IN, UP, NY), Vic Sears, T (UP, NY), Tommy Thompson, QB (UP, NY), Steve Van Buren, HB (AP, IN, UP, NY), Al Wistert, T (IN)  
 1950 Chuck Bednarik, C (AP, NY), Bucko Kilroy, G (UP, NY), Joe Muha, C (NY), Pete Pihos, E (UP, NY), Vic Sears, T (NY), Steve Van Buren, HB (UP, NY), Al Wistert, T (NY)  
 1951 Chuck Bednarik, LB (AP, UP, NY), Bucko Kilroy, MG (NY), Vic Lindskog, C (AP), Bobby Walston, E (UP), Al Wistert, T (NY)  
 1952 Chuck Bednarik, LB (AP, UP), Bucko Kilroy, MG (AP, UP), Pete Pihos, DE (AP, UP, NY), Vic Sears, DT (AP, NY), Lum Snyder, T (NY)  
 1953 Chuck Bednarik, LB (AP, UP, NY), Bucko Kilroy, MG (UP, NY), Pete Pihos, E (AP, UP, NY), Lum Snyder, T (UP), Bobby Thompson, QB (NY), Norm Willey, DE (UP, NY), Frank Wydo, T (NY)  
 1954 Chuck Bednarik, LB (AP, UP, SN, NY), Bucko Kilroy, MG (AP, UP, SN), Pete Pihos, E (AP, UP, SN, NY), Ken Snyder, T (AP, UP, NY), Norm Willey, DE (AP, UP, NY)  
 1955 Chuck Bednarik, LB (AP, UP, NE, NY), Pete Pihos, E (AP, UP, NE, SN, NY), Wayne Robinson, LB (SN), Tom Scott, DE (SN), Lum Snyder, T (NE), Norm Willey, DE (UP)  
 1956 Chuck Bednarik, LB (AP, UP, NE, NY), Tom Scott, DE (NE)  
 1957 Chuck Bednarik, LB (AP, UP, NE, NY)  
 1958 Pete Retzlaff, E (AP, UP, NE, NY)



## ALL-PRO SELECTIONS (Continued)

**1959** Tom Brookshier, DB (AP, UP, NE), Tommy McDonald, E (AP, UP)

**1960** Chuck Bednarik, C and LB (AP, UP, NY), Tom Brookshier, CB (AP, UP, NE, NY), Don Burroughs, S (AP, NE, NY), Tommy McDonald, E (UP, NE, NY), Jess Richardson, DT (UP), Norm Van Brocklin, QB (AP, UP, NE, NY)

**1961** Maxie Baughan, LB (UP, NY), Chuck Bednarik, C (UP), Don Burroughs, S (UP, NE, NY), Sonny Jurgensen, QB (AP, UP), Tommy McDonald, WR (UP, NE, NY), Leo Sugar, DE (UP)

**1962** Don Burroughs, S (NE), Tommy McDonald, E (AP, NE)

**1963** Tim Brown, RB (UP, NE, NY)

**1964** Bob Brown, T (AP), Maxie Baughan, OLB (AP, NY), Pete Retzlaff, TE (AP, UP, NE, NY), Jim Ringo, C (AP, UP, NE, NY)

**1965** Maxie Baughan, OLB (AP), Bob Brown, T (AP, NE, NY), Tim Brown, RB (AP, UP, NY), Pete Retzlaff, TE (AP, UP, NE, NY)

**1966** Bob Brown, T (AP, UP, NE, FW, NY), Tim Brown, RB (NY), Pete Retzlaff, TE (NY), Jim Ringo, C (AP)

**1967** Bob Brown, T (AP, UP)

**1968** Bob Brown, T (FW, AP, UP, NE, NY, PW), Tom Woodeshick, RB (AP)

**1969** Tom Woodeshick, RB (AP, UP, NY)

**1971** Bill Bradley, S (AP, FW, PW)

**1972** Bill Bradley, S (AP, FW, NE, PW), Harold Jackson, WR (AP, FW, NE)

**1973** Bill Bradley, S (AP, FW, NE), Harold Carmichael, WR (AP, FW, NE, PW), Charle Young, TE (AP, FW, NE, PW)

**1974** Bill Bergey, MLB (AP, FW, NE, PW), Charle Young, TE (AP, FW, NE)

**1975** Bill Bergey, MLB (AP, NE), Charle Young, TE (AP, FW, NE, PW)

**1976** Bill Bergey, MLB (AP, FW, NE)

**1977** Bill Bergey, MLB (AP, FW, NE)

**1978** Bill Bergey, MLB (AP, PW), Wilbert Montgomery, RB (AP)

**1979** Harold Carmichael, WR (AP), Charlie Johnson, DT (NE), Wilbert Montgomery, RB (AP), Stan Walters, T (AP)

**1980** Harold Carmichael, WR (NE), Charlie Johnson, DT (AP, NE), Randy Logan, S (AP, NE), Jerry Robinson, OLB (AP)

**1981** Charlie Johnson, DT (AP), Jerry Robinson, OLB (AP, FW), Roynell Young, CB (AP, NE)

**1983** Mike Quick, WR (AP, NE, PW), Jerry Robinson, ILB (NE)

**1984** Wes Hopkins, S (NE)

**1985** Wes Hopkins, S (AP, FW, NE, SN), Mike Quick, WR (AP, NE, SN)

**1986** Reggie White, DT (AP, WA, NE)

**1987** Mike Quick, WR (NE), Reggie White, DE (AP, FW, NE, SN, PW)

**1988** Randall Cunningham, QB (AP), Keith Jackson, TE (AP, FW, NE, SN, PW), Reggie White, DE (AP, FW, NE, SN, PW)

**1989** Eric Allen, CB (AP, NE, PW), Jerome Brown, DT (NE), Keith Jackson, TE (AP, FW, SN), Reggie White, DE (AP, FW, NE, PW)

**1990** Jerome Brown, DT (AP), Randall Cunningham, QB (FW, PW), Byron Evans, ILB (NE), Keith Jackson, TE (AP, FW, NE, SN, PW), Reggie White, DE (AP, FW, NE, PW)

**1991** Eric Allen, CB (AP, NE), Jerome Brown, DT (AP, FW, SN, PW), Seth Joyner, OLB (AP, FW, NE), Clyde Simmons, DE (AP, FW, SN, PW, NE), Reggie White, DE (AP, FW, SN, PW, NE)

**1992** Randall Cunningham, QB (AP), Byron Evans, ILB (NE), Seth Joyner, OLB (AP, NE), Vai Sikahema, KR (NE), Clyde Simmons, DE (AP), Reggie White, DE (AP, FW, NE)

**1993** Eric Allen, CB (AP), Seth Joyner, OLB (FW)

**1995** William Fuller, DE (AP), Andy Harmon, DT (AP), William Thomas, OLB (AP)

**2000** Hugh Douglas, DE (AP, PW, SN), Jeremiah Trotter, LB (AP)

**2001** David Akers, K (AP, PW, SN), Brian Dawkins, FS (AP, PW, SN), Corey Simon, DT (FD)

**2002** David Akers, K (SN, CN, PW), Brian Dawkins, FS (AP, PW, SN, CN, UW), Hugh Douglas, DE (AP), Jermane Mayberry, G (AP, CN, PW), Bobby Taylor, CB (AP, PW), Tra Thomas, T (AP, SN, UW), Troy Vincent, CB (AP, CN)

**2004** David Akers, K (AP, PW), Brian Dawkins, FS (AP, CN, SN, PW, FD), Michael Lewis, SS (FD, PW), Terrell Owens, WR (AP, CN, SN, FD, PW), Ike Reese, ST/LB (PW), Lito Sheppard, CB (AP, CN, FD, PW), Tra Thomas, T (PW)

**2006** Shawn Andrews, G (AP, SN, UW), Brian Dawkins, FS (AP, UW)

**2007** Brian Westbrook, RB (AP, UW, PW)

**2008** Quintin Mikell, SS (AP)

**2009** David Akers, K (AP, SN), Trent Cole, DE (AP), DeSean Jackson, PR (AP, SN, PW), Asante Samuel, CB (AP), Leonard Weaver, FB (AP)

**2010** David Akers, K (AP, SN), Quintin Mikell, SS (AP), Jason Peters, T (AP), Asante Samuel, CB (PW, SN)

**2011** Jason Babin, DE (AP, SN), LeSean McCoy, RB (AP, SN, PW), Jason Peters, T (AP, SN, PW)

**2013** Evan Mathis, G (AP, PFWA), LeSean McCoy, RB (AP, PFWA), Jason Peters, T (AP)

**2014** Connor Barwin, LB (AP), Fletcher Cox, DE (AP), Jason Peters, T (AP), Darren Sproles, KR (AP, PFWA)

**2015** Fletcher Cox, DE (AP), Darren Sproles, KR (PFWA, SN)

**2016** Brandon Graham, DE (AP)

**2017** Fletcher Cox, DT (AP, PFWA, SN), Lane Johnson, T (AP, PFWA), Jason Kelce, C (AP, PFWA), Carson Wentz, QB (AP)

**2018** Fletcher Cox, DT (AP, PFWA, SN), Zach Ertz, TE (SN), Jason Kelce, C (AP, PFWA, SN)

**2019** Jason Kelce, C (AP, SN, PFWA)

**2021** Jason Kelce, C (AP, PFWA)  
Lane Johnson, T (AP)

**AP** - Associated Press, **CBS** - CBS Radio, **CN** - Chicago Daily News, **EY** - Collyer's Eye and The Baseball World Magazine, **FD** - Football Digest, **FW** - Professional Football Writers of America, **GB** - Green Bay Press-Gazette, **HA** - Chicago Herald-American, **HF** - Pro Football Hall of Fame, **IN** - International News Service, **KC** - Kansas City 101 Awards, **MX** - Maxwell Club of Philadelphia, **NE** - Newspaper Enterprise Association, **NY** - New York Daily News, **OF** - Official NFL Team, **PF** - Pro Football Illustrated, **PW** - Pro Football Weekly (1992-2012, choices combined with Pro Football Writers of America), **PFWA** - Pro Football Writers of America, **SN** - Sporting News, **UP** - United Press and United Press International, **CN** - College and Pro Football Weekly, **UW** - USA Today Sports Weekly





**PRO BOWL SELECTIONS**

- 1951** G Walt Barnes, LB Chuck Bednarik, E John Green, E Pete Pihos, T Al Wistert
- 1952** LB Chuck Bednarik, DB Russ Craft, T Mike Jarmoluk, E Pete Pihos
- 1953** LB Chuck Bednarik, DB Russ Craft, T Frank Kilroy, E Pete Pihos
- 1954** LB Chuck Bednarik, C Ken Farragut, T Frank Kilroy, E Pete Pihos, T Lum Snyder, QB Bobby Thomason
- 1955** LB Chuck Bednarik, QB Adrian Burk, T Frank Kilroy, E Pete Pihos, LB Wayne Robinson, T Lum Snyder, E Norman Willey
- 1956** QB Adrian Burk, E Pete Pihos, LB Wayne Robinson, QB Bobby Thomason, T Jim Weatherall, E Norman Willey
- 1957** LB Chuck Bednarik, T Buck Lansford, QB Bobby Thomason, T Jim Weatherall
- 1958** FB Bill Barnes, LB Chuck Bednarik, S Jerry Norton, E Tom Scott
- 1959** FB Bill Barnes, WR Tommy McDonald, S Jerry Norton, E Pete Retzlaff, E Tom Scott, QB Norman Van Brocklin
- 1960** FB Bill Barnes, CB Tom Brookshier, T Marion Campbell, WR Tommy McDonald, T Jess Richardson, QB Norman Van Brocklin
- 1961** LB Maxie Baughan, LB Chuck Bednarik, CB Tom Brookshier, T Marion Campbell, WR Tommy McDonald, E Pete Retzlaff, QB Norman Van Brocklin, E/K Bobby Walston
- 1962** LB Maxie Baughan, HB Ted Dean, QB Sonny Jurgensen (DNP/INJ), WR Tommy McDonald, T J. D. Smith (DNP/INJ), E/K Bobby Walston
- 1963** HB Tim Brown, WR Tommy McDonald
- 1964** LB Maxie Baughan, HB Tim Brown, E Pete Retzlaff
- 1965** K Sam Baker, LB Maxie Baughan, DB Irv Cross, DT Floyd Peters, E Pete Retzlaff, C Jim Ringo
- 1966** LB Maxie Baughan, T Bob Brown, HB Tim Brown, DB Irv Cross, E Pete Retzlaff, C Jim Ringo, QB Norman Snead
- 1967** T Bob Brown, DT Floyd Peters
- 1968** DT Floyd Peters, C Jim Ringo
- 1969** K Sam Baker, T Bob Brown, RB Tom Woodeshick
- 1970** WR Harold Jackson, LB Dave Lloyd, LB Tim Rossovich
- 1972** FS Bill Bradley
- 1973** FS Bill Bradley, WR Harold Jackson
- 1974** FS Bill Bradley, WR Harold Carmichael, QB Roman Gabriel, TE Charle Young
- 1975** LB Bill Bergey, TE Charle Young
- 1976** QB Mike Boryla, TE Charle Young
- 1977** LB Bill Bergey
- 1978** LB Bill Bergey
- 1979** LB Bill Bergey, WR Harold Carmichael, RB Wilbert Montgomery, T Stan Walters
- 1980** WR Harold Carmichael, KR Wally Henry, NT Charlie Johnson, S Randy Logan, RB Wilbert Montgomery, T Jerry Sisemore, T Stan Walters
- 1981** WR Harold Carmichael, QB Ron Jaworski, NT Charlie Johnson, S Randy Logan
- 1982** NT Charlie Johnson, LB Frank LeMaster, LB Jerry Robinson, T Jerry Sisemore, CB Roynell Young
- 1983** DE Dennis Harrison
- 1984** WR Mike Quick
- 1985** WR Mike Quick
- 1986** FS Wes Hopkins, WR Mike Quick
- 1987** WR Mike Quick, DE Reggie White
- 1988** WR Mike Quick, DE Reggie White
- 1989** QB Randall Cunningham, TE Keith Jackson, DE Reggie White
- 1990** CB Eric Allen, QB Randall Cunningham, TE Keith Jackson, DE Reggie White
- 1991** DT Jerome Brown, QB Randall Cunningham, TE Keith Jackson, DE Reggie White
- 1992** CB Eric Allen, DT Jerome Brown, LB Seth Joyner, DE Clyde Simmons, DE Reggie White

- 1993** CB Eric Allen, WR Fred Barnett, DE Clyde Simmons, DE Reggie White
- 1994** CB Eric Allen, LB Seth Joyner
- 1995** CB Eric Allen, DE William Fuller
- 1996** DE William Fuller, LB William Thomas, RB Ricky Watters
- 1997** WR Irving Fryar, DE William Fuller, LB William Thomas, RB Ricky Watters
- 1998** WR Irving Fryar
- 2000** FS Brian Dawkins, CB Troy Vincent
- 2001** DE Hugh Douglas, TE Chad Lewis, QB Donovan McNabb, LB Jeremiah Trotter, CB Troy Vincent
- 2002** K David Akers, FS Brian Dawkins, DE Hugh Douglas, TE Chad Lewis, QB Donovan McNabb, T Tra Thomas, LB Jeremiah Trotter, CB Troy Vincent (DNP/INJ)
- 2003** K David Akers, FS Brian Dawkins, DE Hugh Douglas, TE Chad Lewis, G Jermane Mayberry, QB Donovan McNabb, T Jon Runyan, CB Bobby Taylor, T Tra Thomas, CB Troy Vincent
- 2004** QB Donovan McNabb (DNP/INJ), DT Corey Simon, CB Troy Vincent
- 2005** K David Akers, FS Brian Dawkins, SS Michael Lewis, QB Donovan McNabb, WR Terrell Owens (DNP/INJ), ST/LB Ike Reese, CB Lito Sheppard, T Tra Thomas (DNP/INJ), LB Jeremiah Trotter, RB Brian Westbrook
- 2006** LS Mike Bartrum, FS Brian Dawkins, LB Jeremiah Trotter
- 2007** RG Shawn Andrews (DNP/INJ), FS Brian Dawkins (DNP), CB Lito Sheppard (DNP/INJ)
- 2008** RG Shawn Andrews, DE Trent Cole, RB Brian Westbrook
- 2009** FS Brian Dawkins, CB Asante Samuel (DNP)
- 2010** K David Akers, DE Trent Cole, LS Jon Dorenbos, WR/KR DeSean Jackson, QB Donovan McNabb, S Quintin Mikell, T Jason Peters, CB Asante Samuel, FB Leonard Weaver (note: Jackson was selected as both a WR and PR)
- 2011** K David Akers, WR DeSean Jackson (DNP/INJ), T Jason Peters (DNP/INJ), CB Asante Samuel (DNP/INJ), QB Michael Vick
- 2012** DE Jason Babin, RB LeSean McCoy, T Jason Peters
- 2014** QB Nick Foles, WR DeSean Jackson, G Evan Mathis, RB LeSean McCoy, T Jason Peters (DNP/INJ)
- 2015** LB Connor Barwin, LS Jon Dorenbos, C Jason Kelce, WR Jeremy Maclin (DNP), G Evan Mathis, RB LeSean McCoy (DNP), K Cody Parkey, T Jason Peters (DNP), RS Darren Sproles
- 2016** DE Fletcher Cox, S Malcolm Jenkins, T Jason Peters (DNP), RS Darren Sproles
- 2017** DT Fletcher Cox, C Jason Kelce, T Jason Peters (DNP), RB Darren Sproles
- 2018** G Brandon Brooks, DT Fletcher Cox, TE Zach Ertz, S Malcolm Jenkins, T Lane Johnson, QB Carson Wentz (All DNP due to Super Bowl LII)
- 2019** G Brandon Brooks (DNP), DT Fletcher Cox (DNP), TE Zach Ertz (DNP), S Malcolm Jenkins, T Lane Johnson
- 2020** G Brandon Brooks, DT Fletcher Cox, TE Zach Ertz, C Jason Kelce, LS Rick Lovato, T Lane Johnson
- 2021** DT Fletcher Cox, DE Brandon Graham, C Jason Kelce
- 2022** K Jake Elliott, DT Javon Hargrave, C Jason Kelce (DNP), CB Darius Slay, DE Josh Sweat

PRO BOWL GAME MVPs	
<b>1954</b>	LB Chuck Bednarik
<b>1967</b>	DT Floyd Peters (Lineman of the Game)
<b>1987</b>	DE Reggie White
<b>1989</b>	QB Randall Cunningham
<b>2014</b>	QB Nick Foles



**MOST PRO BOWL SELECTIONS**

Rk	Player	Total	Pro Bowl Years
1.	Chuck Bednarik (LB)	8	1951-55, '57-58, '61
2t.	Jason Peters (T)	7	2010-12, '14-17
	Brian Dawkins (FS)	7	2000, '02-03, '05-07, '09
	Reggie White (DE)	7	1987-93
<b>5t.</b>	<b>Fletcher Cox (DT)</b>	<b>6</b>	<b>2016-21</b>
	Donovan McNabb (QB)	6	2001-05, '10
	Pete Pihos (E)	6	1951-56
<b>8t</b>	<b>Jason Kelce (C)</b>	<b>5</b>	<b>2015, '17, '20-22</b>
	David Akers (K)	5	2002-03, '05, '10-11
	Troy Vincent (CB)	5	2000-04
	Eric Allen (CB)	5	1990, '92-95
	Mike Quick (WR)	5	1984-88
	Maxie Baughan (LB)	5	1961-62, '64-66
	Pete Retzlaff (TE)	5	1959, '61, '64-66
	Tommy McDonald (FL)	5	1959-63
16t.	Jeremiah Trotter (LB)	4	2001-02, '05-06
	Harold Carmichael (WR)	4	1974, '79-81
	Bill Bergey (LB)	4	1975, '77-79

**MOST CONSECUTIVE PRO BOWLS**

Rk	Player	Total	Pro Bowl Years
1.	Reggie White (DE)	7	1987-93
<b>2t.</b>	<b>Fletcher Cox (DT)</b>	<b>6</b>	<b>2016-21</b>
	Pete Pihos (E)	6	1951-56
4t.	Donovan McNabb (QB)	5	2001-05
	Troy Vincent	5	2000-04
	Mike Quick (WR)	5	1984-88
	Tommy McDonald (FL)	5	1959-63
	Chuck Bednarik (C/LB)	5	1951-55
9t.	Jason Peters (T)	4	2014-17
	Eric Allen (CB)	4	1992-95

**MOST PRO BOWL SELECTIONS BY POSITION**

**QUARTERBACK**

Rk	Player	Total
1.	Donovan McNabb	6
2t.	Randall Cunningham	3
	Norm Van Brocklin	3
	Bobby Thomason	3

**RUNNING BACK**

Rk	Player	Total
1t.	LeSean McCoy	3
	Timmy Brown	3
	Bill Barnes	3
4t.	Several players tied	2

**FULLBACK**

Rk	Player	Total
1.	Bill Barnes	3
2.	Leonard Weaver	1

**WIDE RECEIVER**

Rk	Player	Total
1.	Pete Pihos	6
2t.	Mike Quick	5
	Pete Retzlaff	5
	Tommy McDonald	5
5.	Harold Carmichael	4

**TIGHT END**

Rk	Player	Total
1t.	Zach Ertz	3
	Chad Lewis	3
	Keith Jackson	3
	Charle Young	3

**OFFENSIVE TACKLE**

Rk	Player	Total
1.	Jason Peters	7
<b>2t.</b>	<b>Lane Johnson</b>	<b>3</b>
	Tra Thomas	3
	Bob Brown	3
	Frank "Bucko" Kilroy	3

**GUARD**

Rk	Player	Total
1.	Brandon Brooks	3
2t.	Evan Mathis	2
	Shawn Andrews	2

**CENTER**

Rk	Player	Total
1.	Jason Kelce	5
2.	Jim Ringo	3

**DEFENSIVE END**

Rk	Player	Total
1.	Reggie White	7
2t.	Hugh Douglas	3
	William Fuller	3
4t.	Several players tied	2

**DEFENSIVE TACKLE**

Rk	Player	Total
1.	Fletcher Cox	6
2t.	Charlie Johnson	3
	Floyd Petres	3
4.	Jerome Brown	2

**LINEBACKER**

Rk	Player	Total
1.	Chuck Bednarik	8
2.	Maxie Baughan	5
3t.	Jeremiah Trotter	4
	Bill Bergey	4
5.	Several players tied	2

**CORNERBACK**

Rk	Player	Total
1t.	Troy Vincent	5
	Eric Allen	5
3.	Asante Samuel	3
4t.	Several players tied	2

**SAFETY**

Rk	Player	Total
1.	Brian Dawkins	7
2t.	Malcolm Jenkins	3
	Bill Bradley	3
4t.	Several players tied	2

**KICKER/PUNTER**

Rk	Player	Total
1.	David Akers	5
2t.	Sam Baker	2
	Bobby Walston	2

**SPECIAL TEAMS**

Rk	Player	Total
1t.	Darren Sproles (RS)	2
	Jon Dorenbos (LS)	2
3t.	Several players tied	1



WEEKLY & MONTHLY HONORS

<b>1984</b>			
Ken Clarke	Defensive POW	10/14	vs. Ind.
<b>1985</b>			
Wes Hopkins	Defensive POW	9/22	at Wash.
Ron Jaworski	Offensive POW	10/20	vs. Dal.
<b>1986</b>			
Garry Cobb	Defensive POW	10/05	at Atl.
Andre Waters	Defensive POW	11/30	at LA Raid.
Reggie White	Defensive POW	12/14	at Dal.
<b>1987</b>			
Clyde Simmons	Defensive POW	11/1	at StL.
Randall Cunningham	Offensive POW	11/8	vs. Wash.
<b>1988</b>			
Clyde Simmons	Defensive POW	10/2	vs. Hou.
Randall Cunningham	Offensive POW	10/10	vs. NYG
Jerome Brown	Defensive POW	11/6	vs. Rams
Reggie White	Defensive POW	12/18	at Dal.
Randall Cunningham	Offensive POM	Nov.	
Reggie White	Defensive POM	Dec.	
<b>1989</b>			
Randall Cunningham	Offensive POW	9/17	at Wash.
Jerome Brown	Defensive POW	10/15	at Phx.
<b>1990</b>			
Randall Cunningham	Offensive POW	12/16	vs. GB
Randall Cunningham	Offensive POM	Nov.	
<b>1991</b>			
Reggie White	Defensive POW	9/01	at GB
Jim McMahon	Offensive POW	9/01	at GB
Clyde Simmons	Defensive POW	9/15	at Dal.
Seth Joyner	Defensive POW	12/2	at
Hou.			
<b>1992</b>			
Herschel Walker	Offensive POW	10/5	vs. Dal.
Seth Joyner	Defensive POW	10/25	vs. Phx.
Seth Joyner	Defensive POW	12/20	vs. Wash.
Randall Cunningham	Offensive POM	Sept.	
<b>1993</b>			
Calvin Williams	Offensive POW	9/19	vs. Wash.
Eric Allen	Defensive POW	10/3	at NYJ
Eric Allen	Defensive POW	1/3/94	at SF
Randall Cunningham	Offensive POM	Sept.	
<b>1994</b>			
Charlie Garner	Offensive POW	10/2	at SF
<b>1995</b>			
Gary Anderson	Special Teams POW	10/1	at NO
Andy Harmon	Defensive POW	10/8	vs. Wash.
Mike Mamula	Defensive POW	11/19	vs. NYG
Bobby Taylor	Defensive POW	12/10	vs. Dal.
William Thomas	Defensive POW	12/17	vs. Arz.
William Fuller	Defensive POM	Dec.	

<b>1996</b>			
Ricky Waters	Offensive POW	9/15	vs. Det.
Derrick Witherspoon	Special Teams POW	9/22	at Atl.
William Thomas	Defensive POW	10/13	at NYG
Irving Fryar	Offensive POW	10/20	vs. Mia.
Ray Farmer	Defensive POW	10/13	vs. NYG
William Fuller	Defensive POW	12/22	vs. Arz.
William Fuller	Defensive POM	Dec.	
<b>1997</b>			
Ricky Watters	Offensive POW	10/5	vs. Wash.
Rhett Hall	Defensive POW	10/26	vs. Dal.
Bobby Hoying	Offensive POW	11/30	vs. Cin.
<b>1998</b>			
Hugh Douglas	Defensive POM	Oct.	
<b>1999</b>			
Allen Rossum	Special Teams POW	11/14	vs. Wash.
Mike Mamula	Defensive POW	12/19	vs. NE
<b>2000</b>			
Duce Staley	Offensive POW	9/3	at Dal.
Brian Mitchell	Special Teams POW	9/24	at NO
Brian Mitchell	Prime Time Award	10/1	vs. Atl.
David Akers	Special Teams POW	10/15	at Arz.
David Akers	Special Teams POW	11/12	at Pit.
Donovan McNabb	Offensive POW	11/26	at Wash.
Donovan McNabb	Offensive POW	12/10	at Cle.
Hugh Douglas	Defensive POW	12/31	TB
(NFC Wild Card game)			
Hugh Douglas	Defensive POM	Sept.	
David Akers	Special Teams POM	Nov.	
Corey Simon	Defensive ROM	Nov.	
Jeremiah Trotter	Defensive POM	Dec.	
<b>2001</b>			
Sean Landeta	Special Teams POW	9/23	at Sea.
David Akers	Special Teams POW	9/30	vs. Dal.
Brian Mitchell	Special Teams POW	11/4	at Arz.
Sean Landeta	Special Teams POW	12/9	vs. SD
Damon Moore	Defensive POW	1/12/02	vs. TB
(NFC Wild Card game)			
Donovan McNabb	Offensive POW	1/19/02	at Chi.
(NFC Divisional Playoff game)			
<b>2002</b>			
Donovan McNabb	Offensive POW	9/22	vs. Dal.
Brian Dawkins	Defensive POW	9/29	vs. Hou.
Brian Mitchell	Special Teams POW	11/25	at SF
N.D. Kalu	Defensive POW	12/1	vs. StL
Bobby Taylor	Defensive POW	1/11/03	vs. Atl.
(NFC Divisional Playoff game)			
Donovan McNabb	Offensive POM	Sept.	
<b>2003</b>			
David Akers	Special Teams POW	9/28	at Buf.
Brian Westbrook	Special Teams POW	10/19	at NYG
Donovan McNabb	Offensive POW	11/16	vs. NYG
David Akers	Special Teams POW	11/30	at Car.
Donovan McNabb	Offensive POW	1/11/04	vs. GB
(NFC Divisional Playoff game)			
Mark Simoneau	Defensive POM	Oct.	
Donovan McNabb	Offensive POM	Nov.	




WEEKLY & MONTHLY HONORS (Continued)

<b>2004</b>			
David Akers	Special Teams POW	10/3	at Chi.
Lito Sheppard	Defensive POW	10/17	vs. Car.
Jevon Kearse	Special Teams POW	11/28	at NYG
Donovan McNabb	Offensive POW	12/5	vs. GB
Sheldon Brown	Defensive POW	12/19	vs. Dal.
Donovan McNabb	Offensive POW	1/16/05	vs. Min.
(NFC Divisional Playoff game)			
Derrick Burgess	Defensive POW	1/23/05	vs. Atl.
(NFC Championship game)			
Donovan McNabb	Offensive POM	Sept.	
Lito Sheppard	Defensive POM	Oct.	
<b>2005</b>			
Jeremiah Trotter	Defensive POW	10/23	vs. SD
David Akers	Special Teams POW	11/27	vs. GB
Donovan McNabb	Offensive POM	Sept.	
Trent Cole	Defensive ROM	Nov.	
<b>2006</b>			
Lito Sheppard	Defensive POW	10/8	vs. Dal.
Brian Dawkins	Defensive POW	12/17	at NYG
Brian Dawkins	Defensive POM	Dec.	
<b>2007</b>			
Brian Westbrook	Offensive POW	9/23	vs. Det.
Trent Cole	Defensive POW	10/28	at Min.
Lito Sheppard	Defensive POW	12/16	at Dal.
David Akers	Special Teams POM	Oct.	
<b>2008</b>			
Brian Dawkins	Defensive POW	9/21	vs. Pit.
Brian Westbrook	Offensive POW	11/27	vs. Arz.
Chris Clemons	Defensive POW	12/28	vs. Dal.
Sav Rocca	Special Teams POM	Sept.	
Brian Dawkins	Defensive POM	Dec.	
<b>2009</b>			
DeSean Jackson	Special Teams POW	9/13	at Car.
Kevin Kolb	Offensive POW	9/27	vs. KC
DeSean Jackson	Offensive POW	10/26	at Wash
DeSean Jackson	Special Teams POW	12/13	at NYG
DeSean Jackson	Special Teams POM	Sept.	
David Akers	Special Teams POM	Nov.	
DeSean Jackson	Special Teams POM	Dec.	
<b>2010</b>			
Kevin Kolb	Offensive POW	10/17	vs. Atl.
Michael Vick	Offensive POW	11/7	vs. Ind.
Michael Vick	Offensive POW	11/15	at Was.
DeSean Jackson	Offensive POW	12/12	at Dal.
Michael Vick	Offensive POW	12/19	at NYG
Michael Vick	Offensive POM	Sept.	
Nate Allen	Defensive ROM	Sept.	
David Akers	Special Teams POM	Nov.	
<b>2011</b>			
Kurt Coleman	Defensive POW	10/16	at Was.
LeSean McCoy	Offensive POW	10/30	vs. Dal.
<b>2013</b>			
DeSean Jackson	Offensive POW	10/6	at NYG
Nick Foles	Offensive POW	10/13	at TB

Nick Foles	Offensive POW	11/3	at Oak
Donnie Jones	Special Teams POW	11/17	vs. Was.
Donnie Jones	Special Teams POW	12/1	vs. Arz.
LeSean McCoy	Offensive POW	12/22	vs. Chi.
Nick Foles	Offensive POM	Nov.	
LeSean McCoy	Offensive POM	Dec.	
<b>2014</b>			
Darren Sproles	Offensive POW	9/15	at Ind.
Darren Sproles	Special Teams POW	9/28	at SF
Jeremy Maclin	Offensive POW	11/2	at Hou.
Darren Sproles	Special Teams POW	11/10	vs. Car.
Josh Huff	Special Teams POW	11/23	vs. Ten.
Connor Barwin	Defensive POM	Nov.	
<b>2015</b>			
Darren Sproles	Special Teams POW	9/27	at NYJ
Fletcher Cox	Defensive POW	10/11	vs. NO
Malcolm Jenkins	Defensive POW	12/6	at NE
<b>2016</b>			
Carson Wentz	Offensive POW	9/25	vs. Pit.
Carson Wentz	Offensive ROM	Sept.	
Fletcher Cox	Defensive POM	Sept.	
Josh Huff	Special Teams POW	10/23	vs. Min.
Malcolm Jenkins	Defensive POW	12/22	vs. NYG
<b>2017</b>			
Jake Elliott	Special Teams POW	9/24	vs. NYG
Kenjon Barner	Special Teams POW	10/8	vs. Ari.
Carson Wentz	Offensive POW	10/23	vs. Was.
Jalen Mills	Defensive POW	10/29	vs. SF
Carson Wentz	Offensive POM	Oct.	
<b>2018</b>			
Nick Foles	Offensive POW	12/23	vs. Hou.
Fletcher Cox	Defensive POW	12/30	at Was.
<b>2019</b>			
Boston Scott	Offensive POW	12/29	at NYG
<b>2021</b>			
T.J. Edwards	Special Teams POW	10/10	at Car.
Darius Slay	Defensive POW	11/14	at Den.
Jake Elliott	Special Teams POW	11/21	vs. NO
Jake Elliott	Special Teams POM	Nov.	

ED BLOCK COURAGE AWARD

**2021** - Rodney McLeod, **2020** - Joe Ostman, **2019** - Brandon Brooks, **2018** - Carson Wentz, **2017** - Joe Walker, **2016** - Nolan Carroll, **2015** - Fletcher Cox, **2014** - Jeremy Maclin, **2013** - Jason Kelce, **2012** - Colt Anderson, **2011** - Mike Patterson, **2010** - Jason Avant, **2009** - Michael Vick, **2008** - Jon Dorenbos, **2007** - Montae Reagor, **2006** - Jerome McDougle, **2005** - Chad Lewis, **2004** - Derrick Burgess, **2003** - Correll Buckhalter, **2002** - Shawn Barber, **2001** - Duce Staley and Tommy Brasher, **2000** - Cecil Martin, **1999** - Mike Mamula, **1998** - Bobby Taylor, **1997** - Rhett Hall, **1996** - Kevin Turner, **1995** - Charlie Garner, **1994** - Fred Barnett, **1993** - Andre Waters, **1992** - Jerome Brown, **1991** - David Alexander, **1990** - Ron Solt, **1989** - Mike Quick, **1988** - Wes Hopkins, **1987** - Gerry Feehery, **1986** - Jody Schultz, **1985** - Ron Jaworski, **1984** - John Spagnola



**5 | DONOVAN MCNABB**

Selected by the Eagles with the second-overall pick of the 1999 NFL Draft, McNabb served as the field general during one of the most successful eras of Eagles football, leading the team to five NFC East division championships, five NFC Championship games and an appearance in Super Bowl XXXIX. The winningest quarterback in team history, McNabb finished his career as the franchise's all-time leader in pass attempts (4,746), completions (2,801), yards (32,873) and touchdowns (216).

**15 | STEVE VAN BUREN**

The Eagles first round draft choice (5th overall) out of LSU in 1944, Van Buren signed his first contract (\$4,000) with a team that had never finished above 4th place. Three straight division titles and back-to-back NFL Championships (1948 & 1949) cemented his place as one of the most talented backs ever.

**20 | BRIAN DAWKINS**

An eight-time Pro Bowler, Dawkins was the unquestioned leader of the Eagles defense for 13 seasons and finished his Eagles career in 2008 as the franchise's all-time leader in games played (183) and interceptions (34). A second round pick out of Clemson in 1996, Dawkins was recognized as a member of the NFL's All-Decade Team of the 2000s, was voted the starting safety on the Eagles 75th Anniversary Team by the fans and was a five-time All-Pro selection.

**40 | TOM BROOKSHIER**

Originally a 10th-round pick from Colorado, Brookshier made an immediate impact with 8 interceptions in his rookie season of 1953. Then, after a two-year stint in the Air Force, the defensive back returned to the Eagles and twice earned all-pro honors - first in 1959, and again in 1960 as a member of the NFL championship team. In all he spent seven seasons with the Eagles and collected 20 interceptions.

**44 | PETE RETZLAFF**

Acquired off waivers from Detroit in 1956, Retzlaff converted from fullback to tight end and went on to earn Pro Bowl honors 5 times. He finished his career as the club's all-time leader in receptions (452) and yards (7,412). A 22nd round draft pick of the Lions in 1953, he scored 47 TDs in his career. Instrumental in founding the NFL Player's Association, he served as the Eagles general manager from 1969-72.

**60 | CHUCK BEDNARIK**

Bednarik played in 253 games during his illustrious 14-year career and also played in a team record 8 Pro Bowls. Although the Eagles won the NFL championship in 1949, his rookie year, his star shined brightest in 1960 when he played every minute at both center and linebacker during the NFL Championship victory over Green Bay.

**70 | AL WISTERT**

During his nine-year career in Philadelphia, Wistert played in 95 games and earned NFL All Pro honors an amazing eight times as a dominant force on the Eagles offensive line. Wistert was a member of the Eagles back-to-back NFL championship teams in 1948-49 and played in the first-ever Pro Bowl in 1951.

**92 | REGGIE WHITE**

White is the club's all-time leader in sacks with 124 in just 121 games, including a team-record 21 in 1987. White earned seven Pro Bowl appearances during his eight-year stint with the Eagles and earned NFL Defensive Player of the Year honors in 1987 and 1991. He was named to the NFL's All-Decade Teams of the 1980 and 1990s, the 75th Anniversary Team, and was voted first-team All-Pro 10 times in his 15-year career.

**99 | JEROME BROWN**

A 1st round draft pick out of Miami in 1987, Brown will be remembered as a key figure on the Eagles legendary 1991 defense. A two-time Pro Bowl selection, Brown's life was cut short at the age of 27 in a tragic auto accident on June 25, 1992, in his hometown of Brooksville, FL.






**DAVID AKERS**

KICKER

Eagles Career: 1999-2010  
Eagles Hall of Fame Inductee: 2017

Recognized as the greatest kicker in franchise history, Akers earned five Pro Bowl nods as an Eagle and established regular-season and postseason team records in points (1,323; 134) and field goals made (294; 31). During his time in Philadelphia, Akers ranked 2nd in the NFL in points and field goals made. His recognition as one of the league's best kickers earned him a spot on the NFL's All-Decade Team of the 2000s.




**ERIC ALLEN**

CORNERBACK

Eagles Career: 1988-94  
Eagles Hall of Fame Inductee: 2011

A second-round draft choice of the Eagles in 1988, Allen played seven seasons in Philadelphia, earning five Pro Bowl and three All-Pro selections. He is tied for the Eagles all-time record with 34 interceptions. Allen also holds the team mark with five interception return touchdowns, including an NFL record four in 1993. A native of San Diego, CA (born 11/22/65), Allen played collegiately at Arizona State. He went on to play for the New Orleans and Oakland. He finished his career with 54 interceptions and nine total touchdowns.




**MAXIE BAUGHAN**

LINEBACKER

Eagles Career: 1960-65  
Eagles Hall of Fame Inductee: 2015

The 20th overall selection in the 1960 NFL Draft, Baughan spent his first six seasons in Philadelphia, earning five Pro Bowl nods during that span. As a rookie, he played a key role on the 1960 NFL Championship team, starting in every game and achieving All-Pro and Pro Bowl honors. Baughan was a nine-time Pro Bowler and a four-time All-Pro selection, totaling 18 interceptions and 10 fumble recoveries during his 12-year career with the Eagles, Rams and Washington. He was born on August 3, 1938 in Forkland, AL.




**CHUCK BEDNARIK**

CENTER/LINEBACKER

Eagles Career: 1949-62  
Eagles Hall of Fame Inductee: 1987  
Pro Football Hall of Fame Inductee: 1967

"Concrete Charley" played in 253 games during his illustrious 14-year career. He also played in a team record 8 Pro Bowls. Although the Eagles won the NFL championship in 1949, his rookie year, his star shined brightest in 1960 when he played every minute at both center and linebacker during the NFL Championship victory over Green Bay. Born May 1, 1925, in Bethlehem, PA, he was an All-America selection at Pennsylvania in 1948 before being selected with the first overall draft choice by the Eagles in 1949.




**BERT BELL**

OWNER

Eagles Career: 1933-40  
Eagles Hall of Fame Inductee: 1987  
Pro Football Hall of Fame Inductee: 1963

As the first owner of the Eagles (1933-40), co-owner of the Steelers (1941-46), and NFL commissioner (1946-59), Bell instituted the college draft and implemented TV policies, including the home game blackouts. In 1933, he moved the Frankford Yellowjackets to Philadelphia and renamed them the Eagles. In 1946, he moved the NFL office from Chicago to Bala Cynwyd, PA. Bell played and coached at Pennsylvania and led the Quakers to the Rose Bowl in 1916. A founder of the Maxwell Football Club, Bell was born February 25, 1895, in Philadelphia.



**BILL BERGEY**

MIDDLE LINEBACKER

Eagles Career: 1974-80  
Eagles Hall of Fame Inductee: 1988

After coming to the Eagles in a 1974 trade with Cincinnati (in exchange for Philadelphia's first round picks in 1977 & '78 as well as a second round pick in '78), Bergey recorded nearly 1,200 tackles in seven seasons as an Eagle. He was a key factor in the Eagles rise to the 1980 NFC Championship and a berth in Super Bowl XV. His play also earned him Eagles MVP status 3 times and trips to the Pro Bowl on 4 occasions. He was born February 9, 1945 in South Dayton, NY.




**BILL BRADLEY**

FREE SAFETY

Eagles Career: 1969-76  
Eagles Hall of Fame Inductee: 1993

Bradley played 8 years (1969-76) with the Eagles as a defensive back, punter, and returner. A three-time Pro Bowler, he is tied for the team's all-time lead in interceptions (34) and became the first player in NFL history to lead the league in that category in consecutive seasons (1971 & 1972). A 3rd round draft choice from Texas in 1969, he also handled the punting duties for six of his eight years with the Eagles. He was born January 24, 1947 in Palestine, TX.




**TOM BROOKSHIER**

DEFENSIVE BACK

Eagles Career: 1953, 1956-61  
Eagles Hall of Fame Inductee: 1989

Originally a 10th-round pick from Colorado, Brookshier made an immediate impact with 8 interceptions in his rookie season of 1953. Then, after a two-year stint in the Air Force, the defensive back returned to the Eagles and twice earned all-pro honors - first in 1959, and again in 1960 as a member of the NFL championship team. In all he spent seven seasons with the Eagles and collected 20 interceptions. Upon retiring as a player, he entered the broadcast booth on CBS's telecasts of NFL games.





**BOB BROWN**  
TACKLE

---

Eagles Career: 1964-68  
Eagles Hall of Fame Inductee: 2004  
Pro Football Hall of Fame Inductee: 2004

A first round draft pick out of Nebraska in 1964 (2nd overall), Brown went on to earn an impressive five All-Pro selections and three Pro Bowl berths during his five-year tenure in Philadelphia. During his 10-year NFL career with the Eagles, Rams and Raiders, Brown earned All-NFL honors seven times, NFL/NFC offensive lineman of the year three times, and six Pro Bowl selections – three with Eagles, two with Rams, and one with Raiders. Brown was named to the NFL’s All-Decade team of the 1960’s. He was born December 8, 1941, in Cleveland, OH.




**HAROLD CARMICHAEL**  
WIDE RECEIVER

---

Eagles Career: 1971-83  
Eagles Hall of Fame Inductee: 1987  
Pro Football Hall of Fame Inductee: 2020

A four-time Pro Bowler, the 6-8 Carmichael was not only one of the tallest receivers ever to play the game, he was one of the best. A 7th round pick out of Southern in 1971, he played 13 seasons with the Eagles before finishing his career with Dallas in 1984. He finished his career ranked sixth on the NFL’s all-time reception list with 590 and remains the Eagles career leader in terms of receptions (589), yards (8,978) and touchdowns (79). He was born on Sept. 22, 1949 in Jacksonville, FL, where he attended Raines HS.




**JEROME BROWN**  
DEFENSIVE TACKLE

---

Eagles Career: 1987-91  
Eagles Hall of Fame Inductee: 1996

A two-time Pro Bowl selection, Brown’s life was cut short at the age of 27 in a tragic auto accident on June 25, 1992, in his hometown of Brooksville, FL. A 1st round draft pick out of Miami in 1987, Brown will be remembered as a key figure on the Eagles legendary 1991 defense - a unit that led the NFL in terms of fewest yards allowed overall, against the run, and vs. the pass. He capped that season by joining linemates Reggie White and Clyde Simmons as starters in the Pro Bowl. Brown was born February 4, 1965.




**RANDALL CUNNINGHAM**  
QUARTERBACK

---

Eagles Career: 1985-95  
Eagles Hall of Fame Inductee: 2009

Dubbed the “Ultimate Weapon” by Sports Illustrated, Cunningham was one of the most electrifying players in NFL history. He made numerous highlight-film plays with both his arm and his feet during his 11-year career in Philadelphia. A 2nd round draft pick from UNLV in 1985, he earned two NFL All Pro honors as well as three Pro Bowl selections during his tenure in Philadelphia. Cunningham threw for 22,877 yards and 150 touchdowns while rushing for 4,482 yards and 22 scores in 122 games as an Eagle. He is still the NFL’s all-time rushing leader as a quarterback with 4,928 yards. Cunningham finished his career with stints in Minnesota, Dallas and Baltimore. He was born on March 27, 1963 in Santa Barbara, CA.




**TIMMY BROWN**  
RUNNING BACK

---

Eagles Career: 1960-67  
Eagles Hall of Fame Inductee: 1990

Brown holds the club record for longest kickoff return with a 105 yarder in 1961. He also shares the NFL record for kickoff returns for TDs in a game with two vs. Dallas in 1966. A 27th round draft pick of Green Bay in 1959, Brown was signed by the Eagles as a free agent in 1960 and finished his Eagles career in 1967 as the 3rd leading rusher in club history in yards (3,703) and touchdowns (29). Brown was born May 24, 1937 in Knightstown, IN.




**OTHO DAVIS**  
HEAD TRAINER

---

Eagles Career: 1973-95  
Eagles Hall of Fame Inductee: 1999

The Eagles head athletic trainer for 23 years, Davis was a five-time recipient of the National Athletic Trainers Association’s “Professional Trainer of the Year” award. He also was a member of the Athletic Trainers Hall of Fame. From 1971-89, he was the executive director of the NATA, an organization whose national headquarters office building in Dallas is named in his honor. A native of Elgin, TX, Davis graduated from Lamar and earned his master’s degree from Kent State. He died May, 2, 2000.



**LEO CARLIN**  
EXECUTIVE

---

Eagles Career: 1960-2015  
Eagles Hall of Fame Inductee: 2012

A pioneer in the sports ticketing industry and nominated for the Pro Football Hall of Fame in 2007, Carlin served as a member of the club for more than five decades. He originally joined the Eagles as a part-time ticket office employee in the 1960 NFL Championship season before joining the front office full-time in 1964. Carlin helped oversee the Eagles’ moves from Franklin Field to Veterans Stadium to Lincoln Financial Field, and also helped the Eagles become the first NFL team to merge ticketing with computer data processing. A graduate of St Joseph’s Prep and St. Joseph’s University, he is a veteran of the United States Marine Corps. Born in Atlantic City, NJ, on September 16, 1937, Carlin and his wife, Kay, have seven children




**BRIAN DAWKINS**

SAFETY

Eagles Career: 1996-2008  
 Eagles Hall of Fame Inductee: 2012  
 Pro Football Hall of Fame Inductee: 2018

Nicknamed "Weapon X" for his ferocious and energetic style of play, Dawkins was the unquestioned leader of the Eagles defense for 13 seasons. An eight-time Pro Bowler, Dawkins finished his Eagles career in 2008 as the franchise's all-time leader in games played (183) and interceptions (34). A second round pick out of Clemson in 1996, Dawkins was recognized as a member of the NFL's All-Decade Team of the 2000s, was voted the starting safety on the Eagles 75th Anniversary Team by the fans and was a five-time All-Pro selection. A self-proclaimed "free-lance safety", he helped redefine the safety position, notching 26 sacks and 37 forced fumbles in his career, becoming one of five players in NFL history to record at least 30 interceptions and 20 sacks in a career. He was born on October 3, 1973 in Jacksonville, FL.



**JIM GALLAGHER**

EXECUTIVE

Eagles Career: 1949-95  
 Eagles Hall of Fame Inductee: 1995

An Eagles executive from 1949-95, Gallagher worked with 17 head coaches and for 12 owners, GMs, and team presidents. During that time, he saw the Eagles capture two NFL titles and one NFC crown. A graduate of Northeast Catholic HS and an Army veteran of the Korean War, he joined the Eagles in 1949 and was named personnel director in 1957. He went on to serve stints as director of public relations and director of sales and marketing before being named the club's director of alumni relations and traveling secretary in 1990. It was in that capacity that he served until retiring on August 1, 1995.



**BILL HEWITT**

END

Eagles Career: 1936-39, 1943  
 Eagles Hall of Fame Inductee: 1987  
 Pro Football Hall of Fame Inductee: 1971

Hewitt was the first player to be named All-NFL with two different teams - the Bears (1933, '34, '36) and Eagles (1937). Nicknamed "Stinky," Hewitt is known for pitching a lateral to Bill Karr for the touchdown that won the 1933 NFL Championship game for the Bears. He also was credited with inventing many trick plays. Hewitt, who played without a helmet until a rule change forced him to wear headgear, was born October 8, 1909, in Bay City, MI. He died in an automobile accident on January 14, 1947, at the age of 37.



**RON JAWORSKI**

QUARTERBACK

Eagles Career: 1977-86  
 Eagles Hall of Fame Inductee: 1992

After coming to the Eagles in a 1977 trade with the LA Rams, Jaworski enjoyed a stellar 10-year career in Philadelphia. He set seven passing records, including career marks for completions (2,088), TDs (175), and yards (26,963). After leading the Eagles to the NFC title in 1980 and a berth in Super Bowl XV vs. the Raiders, the Youngstown State product earned a Pro Bowl selection and was named the NFL Player of the Year by UPI and the Maxwell Football Club. The durable Jaworski started 116 consecutive regular season games. Jaworski was born March 23, 1951 in Lackawanna, NY.




**JIM JOHNSON**

DEFENSIVE COORDINATOR

Eagles Career: 1999-2008  
 Eagles Hall of Fame Inductee: 2011

One of the most innovative and successful defensive masterminds in NFL history, Johnson served as the team's defensive coordinator from 1999 until his passing in 2009. His aggressive style kept Philadelphia at or near the top of the NFL in nearly every major defensive category during his tenure. During his 10-year stay in Philadelphia, the Eagles earned seven playoff berths, five trips to the NFC Championship game and one Super Bowl appearance (following the 2004 season). A native of Maywood, Illinois, Johnson (born 5/26/41) played quarterback at Missouri, and tight end for the Bills. He went on to coach at the collegiate and professional level for 42 years.




**SETH JOYNER**

LINEBACKER

Eagles Career: 1986-93  
 Eagles Hall of Fame Inductee: 2018

Seth Joyner, who was named NFL Defensive Player of the Year by *Sports Illustrated* in 1991, played linebacker for eight seasons in Philadelphia (1986-93), where he was a three-time All-Pro selection (1991-93) and two-time Pro Bowler (1991, 1993). Joyner is the only player in Eagles history to record at least 35 sacks and 15 INTs and is one of just two players in team history with 20 forced fumbles, joining Pro Football Hall of Fame inductee Brian Dawkins (32). Joyner was originally selected by the Eagles in the 8th round (208th overall) of the 1986 NFL Draft. In 120 games with the Eagles, he totaled 875 tackles, 37.0 sacks, 17 INTs, 21 FF, 8 FRs and 5 defensive TDs.






**SONNY JURGENSEN**  
QUARTERBACK

Eagles Career: 1957-63  
Eagles Hall of Fame Inductee: 1987  
Pro Football Hall of Fame Inductee: 1983


Despite spending the final 10 years of his career with Washington, Jurgensen is remembered as one of the best quarterbacks ever to wear an Eagles uniform. A 4th-round draft pick of the Eagles in 1957, Jurgensen backed up another Hall of Fame quarterback, Norm Van Brocklin, on the 1960 NFL Championship team. The following year the rifle-armed redhead took over as the starting signal caller and threw a then-club record 32 TD passes.



**OLLIE MATSON**  
HALFBACK

Eagles Career: 1964-66  
Eagles Hall of Fame Inductee: 1987  
Pro Football Hall of Fame Inductee: 1972

In his career with Chicago, Los Angeles, Detroit, and Philadelphia, Matson compiled some very impressive numbers – 12,844 combined net yards and 5,173 yards rushing. He was selected to five Pro Bowls and earned MVP honors for his effort in the 1956 Pro Bowl. Matson was traded to the Rams by the Chicago Cardinals for nine players in 1959. The speedy halfback was also a medal winner in track at the 1952 Olympics.



**TOMMY McDONALD**  
WIDE RECEIVER

Eagles Career: 1957-63  
Eagles Hall of Fame Inductee: 1988  
Pro Football Hall of Fame Inductee: 1998


“If I had 11 Tommy McDonald’s on my team, I’d win a championship every year,” Vince Lombardi once said. The 5-9, 176 pounder dazzled fans with acrobatic receptions for 12 seasons and finished his career ranked 6th all-time in receptions (495), 4th in yards (8410), and 2nd in TDs (84). In 1960, he registered 13 TDs for the NFL Champion Eagles. Born July 26, 1934, in Roy, NM, he starred at Oklahoma. As a senior, he won the Maxwell Award as the nation’s top collegian.



**DONOVAN MCNABB**  
QUARTERBACK

Eagles Career: 1999-2009  
Eagles Hall of Fame Inductee: 2013


Selected by the Eagles with the second-overall pick of the 1999 NFL Draft, McNabb served as the field general during one of the most successful eras of Eagles football, leading the team to five NFC East division titles, five NFC Championship games and an appearance in Super Bowl XXXIX. The winningest quarterback in team history, McNabb finished his career as the franchise’s all-time leader in pass attempts (4,746), completions (2,801), yards (32,873) and touchdowns (216). He also became one of just four players in NFL history to amass 30,000 passing yards, 200 TD passes, 3,000 rushing yards and 20 rushing touchdowns in his career. A six-time Pro Bowler, McNabb was selected as the starting quarterback on the Eagles 75th anniversary team in a vote by the fans.



**WILBERT MONTGOMERY**  
RUNNING BACK

Eagles Career: 1977-84  
Eagles Hall of Fame Inductee: 1987


A 6th round pick out of Abilene Christian in 1977, Montgomery finished his Eagles career as the club’s all-time rushing leader in terms of yards (6,538) and attempts (1,465). His 194-yard effort in the 1980 NFC Championship Game victory over Dallas, including a 42-yd. TD on the Eagles second offensive play from scrimmage, will never be forgotten. In all, Montgomery scored 58 career TDs as an Eagle. Montgomery played in the Pro Bowl following the 1978 and 1979 seasons. He was born September 16, 1954 in Greenville, MS.



**EARL "GREASY" NEALE**  
HEAD COACH

Eagles Career: 1941-50  
Eagles Hall of Fame Inductee: 1987  
Pro Football Hall of Fame Inductee: 1969


After coaching extensively on the collegiate level at Marietta, Washington and Jefferson (1922 Rose Bowl team), Virginia, and West Virginia, Neale broke into the NFL in 1941 and quickly turned the Eagles into contenders. He captured 3 straight Eastern Division crowns and back-to-back NFL championships in 1948 and 1949. He was recognized as a master of the T formation. From 1918-22, he was an outfielder with the Cincinnati Reds and the Philadelphia Phillies. Neale was born in Parkersburg, WV, on November 2, 1891.



**PETE PIHOS**  
END

Eagles Career: 1947-55  
Eagles Hall of Fame Inductee: 1987  
Pro Football Hall of Fame Inductee: 1970


A member of the Eagles 1948 and 1949 championship teams, Pihos enjoyed a career that included six trips to the Pro Bowl and three straight seasons leading the NFL in receptions. He may best be remembered for his game-winning catch in the 1949 NFL Championship game vs. the Rams. A 3rd round draft choice by the Eagles out of Indiana in 1945, he caught 373 passes and 61 TDs during his career in Philadelphia. He was born on October 22, 1923 in Orlando, FL.



**MIKE QUICK**  
WIDE RECEIVER


Eagles Career: 1982-90  
Eagles Hall of Fame Inductee: 1995

One of the most graceful receivers ever to play the game, Quick became a fixture in the Pro Bowl, earning five consecutive trips to Hawaii from 1983-87. A former first round draft choice of the Eagles from North Carolina State in 1982, he etched his name into the team’s record books, ranking among the club’s all-time career and single-season receiving leaders in terms of catches (363), yards (6464), and TDs (61). He was born on May 14, 1959 in Hamlet, NC.




**MERRILL REESE**  
 RADIO PLAY-BY-PLAY ANNOUNCER  
 Eagles Career: 1977-present  
 Eagles Hall of Fame Inductee: 2016

Considered one of the most recognizable and influential figures in all of sports broadcasting, Merrill Reese has been the “Voice of the Eagles” since 1977. As the longest-tenured NFL play-by-play announcer at the time of his induction – which coincided with his 40th season in the radio booth – Reese has called many of the franchise’s most unforgettable moments and games alongside his colleague and fellow Eagles Hall of Fame inductee, Mike Quick. Reese has been honored as a two-time Pennsylvania Sportscaster of the Year by the National Association of Sportscasters and Sportswriters, Broadcaster of the Year by the Pennsylvania Association of Broadcasters and was inducted into the Pennsylvania Sports Hall of Fame. A graduate of Overbrook High School and Temple University, Reese began his career as a public affairs officer in the U.S. Navy.




**JON RUNYAN**  
 TACKLE  
 Eagles Career: 2000-2008  
 Eagles Hall of Fame Inductee: 2021

A free agent signing of the Eagles in 2000, Jon Runyan was part of a formidable offensive line from 2000-2008. He helped lead the team to seven playoff appearances, five division title, five conference championship games, and an appearance in Super Bowl XXXIX. Selected in the fourth round (109th overall) by the Houston Oilers in the 1996 NFL Draft, Runyan started all 144 games in which he played in Philadelphia, marking the fifth-best consecutive games played streak in franchise history at the time of his induction. The 14-year vet was a Pro Bowl selection in 2002 after being part of an offense that set a then-team record 415 points scored.




**PETE RETZLAFF**  
 END  
 Eagles Career: 1956-66  
 Eagles Hall of Fame Inductee: 1989

Acquired off waivers from Detroit in 1956, Retzlaff converted from fullback to tight end and went on to earn Pro Bowl honors 5 times. He finished his career as the club’s all-time leader in receptions (452) and yards (7,412). A 22nd-round draft pick of the Lions in 1953, he scored 47 TDs in his career. In 1965, he earned the Washington Touchdown Club’s Pro Football Player of the Year Award and the Maxwell Club’s Bert Bell Award. Instrumental in founding the NFL Player’s Association, he served as the Eagles general manager from 1969-72. Retzlaff was born August 21, 1931 in Ellendale, ND.




**CLYDE SIMMONS**  
 DEFENSIVE END  
 Eagles Career: 1986-93  
 Eagles Hall of Fame Inductee: 2018

Clyde Simmons earned All-Pro and Pro Bowl honors in 1991 and 1992. He recorded 720 tackles, 76.0 sacks, 12 FFs, 10 FRs and 3 defensive TDs in 124 career games with the Eagles and ranks third on Philadelphia’s all-time sacks list, trailing only Pro Football Hall of Fame inductee Reggie White (124.0, 1985-92) and Trent Cole (85.5, 2005-14). Over a five-year span from 1988-92, Simmons ranked 2nd in the NFL with 63.0 sacks including a league-leading 19.0 in 1992.




**JIM RINGO**  
 CENTER  
 Eagles Career: 1964-67  
 Eagles Hall of Fame Inductee: 1987  
 Pro Football Hall of Fame Inductee: 1981

Jim Ringo entered the NFL with the Packers in 1953 and capped his career with 10 Pro Bowl selections to go along with two NFL Championships. Ringo, who started in a then NFL-record 182 straight games from 1954-67, played on Green Bay’s 1961 and 1962 NFL Championship teams. After an 11-year stint with the Packers, he spent his final four seasons in Philadelphia. Ringo was born Nov. 21, 1931 in Orange, NJ.



**JERRY SISEMORE**  
 TACKLE  
 Eagles Career: 1973-84  
 Eagles Hall of Fame Inductee: 1991

A first-round draft pick of the Eagles out of Texas in 1973 (3rd selection overall), Sisemore became a cornerstone of an offensive line that helped lead the Eagles to the playoffs five straight times, including the 1980 NFC Championship and a berth in Super Bowl XV. He ranks 5th all-time in franchise history in seasons (12) and games played (156). He started 127 consecutive games and was selected to the Pro Bowl following the 1979 and 1981 seasons. He was born on July 16, 1951 in Olton, TX.



**TRA THOMAS**  
 TACKLE  
 Eagles Career: 1998-2008  
 Eagles Hall of Fame Inductee: 2021

A first-round (11th overall) draft pick of the Eagles in the 1998 NFL Draft, Tra Thomas was part of an offensive line that helped pave the way to seven playoff appearances, five division titles, five conference championship games, and a berth in Super Bowl XXXIX. Thomas enjoyed a 12-year career, spending the first 11 years in Philadelphia during which he was selected to three Pro Bowls (2001, 2002, 2004). Thomas played in 166 games with the Eagles, starting all but one game. At the time of his induction, he had played in the second-most games in franchise history by an offensive lineman and the sixth-most games played by anyone in team history.



**JEREMIAH TROTTER**  
LINEBACKER

Eagles Career: 1998-2001, 2004-06, 2009  
Eagles Hall of Fame Inductee: 2016

Nicknamed the “Axe Man,” Jeremiah Trotter stood as a daunting presence in the middle of an Eagles defense that ranked among the NFL’s top-five defenses in fewest points allowed for three seasons (2000-01, 2004). Selected in the third round of the 1998 NFL Draft out of Stephen F. Austin, Trotter spent eight of his 11 seasons in Philadelphia where he totaled 1,065 tackles, 35 passes defended, 12.5 sacks, eight interceptions, eight forced fumbles and three fumble recoveries in 127 career regular-season and postseason games (106 starts). At the time of his retirement in 2009, the two-time All-Pro became one of only four Eagles linebackers in franchise history to have garnered four Pro Bowl berths. During his three separate stints in midnight green, the Eagles earned five playoff appearances, three NFC East crowns, an NFC Championship and a trip to Super Bowl XXXIX. The Texarkana, TX, native was a consensus All-American at Stephen F. Austin.



**DICK VERMEIL**  
HEAD COACH

Eagles Career: 1976-82  
Eagles Hall of Fame Inductee: 1994

The Eagles head coach from 1976-82, Vermeil will long be remembered as a workaholic, a perfectionist, and as a winner. A success at every level of coaching, from his first high school head coaching job in 1960, to a stint at UCLA in 1974-75 and with the Eagles, Vermeil attacked his profession with a degree of passion rarely seen. A native of Calistoga, CA, Vermeil coached the Eagles into the playoffs four consecutive times from 1978-81, including a trip to Super Bowl XV as NFC Champions in January of 1981.



**TROY VINCENT**  
CORNERBACK

Eagles Career: 1996-2003  
Eagles Hall of Fame Inductee: 2012

A five-time Pro Bowler and two-time All-Pro selection as an Eagle, Vincent spent eight seasons in Philadelphia, recording 28 interceptions, 10 forced fumbles, six fumble recoveries and one interception returned for a touchdown in 118 starts. In 2002, Vincent was a first team All-Pro Selection and also garnered the prestigious Walter Payton Man of the Year award for his work with the Troy Vincent Foundation, which provides educational and counseling services to troubled youth, among other organizations. His five Pro Bowl selections are tied for the most in team history as a cornerback and his 28 interceptions rank seventh all-time in team annals. Vincent was born on June 8, 1971, in Trenton, NJ.



**NORM VAN BROCKLIN**  
QUARTERBACK

Eagles Career: 1958-60  
Eagles Hall of Fame Inductee: 1987  
Pro Football Hall of Fame Inductee: 1971


Acquired in a 1958 trade with the LA Rams, Van Brocklin went on to quarterback the Eagles for three years. The fiery signal caller helped turn a last place Eagles into a NFL championship squad in 1960. This storybook ending would garner him the league’s MVP award and provide a fitting end to his playing career as he retired at the end of that season. An All-America selection at Oregon, he went on to participate in 10 Pro Bowls and throw for 23,611 yards and 173 TDs in 12 seasons. He was born March 15, 1926 in Eagle Butte, SD.



**STAN WALTERS**  
TACKLE

Eagles Career: 1975-83  
Eagles Hall of Fame Inductee: 1991


A 9th round draft pick of the Bengals out of Syracuse in 1972, Walters joined the Eagles via trade in 1975. He went on to play in 122 consecutive regular and post-season games for Philadelphia at left tackle and anchored the team’s offensive line during the late 1970s and early 1980s. A key member of the 1980 NFC championship squad that participated in Super Bowl XV, he was honored by his peers following the 1978 and ‘79 seasons when he was selected to the Pro Bowl. He was born May 27, 1948 in Rutherford, NJ.



**STEVE VAN BUREN**  
HALFBACK

Eagles Career: 1944-51  
Eagles Hall of Fame Inductee: 1987  
Pro Football Hall of Fame Inductee: 1965

The Eagles first round draft choice (5th overall) out of LSU in 1944, Van Buren signed his first contract (\$4,000) with a team that had never finished above 4th place. Three straight division titles and back-to-back NFL Championships (1948 & 1949), he cemented his place as one of the most talented backs ever. Nicknamed “Wham-Bam” for his quick and punishing running style, he captured the NFL rushing title four times. In the 1948 title game vs. the Cardinals, he scored the game’s only TD in a blinding snowstorm. A year later, he waded through mud and torrential rains in the Los Angeles Coliseum to rush for 196 yards vs. the Rams in the title game. His 205 yards rushing vs. Pittsburgh in 1949 is a club record. He finished his career with 5,860 rushing yards and 77 TDs. A 5-time all-pro, he was selected to the NFL’s 75th Anniversary Team in 1994. Born December 28, 1920, in LaCeiba, Honduras.



**BOBBY WALSTON**  
WIDE RECEIVER/TIGHT END

Eagles Career: 1951-62  
Eagles Hall of Fame Inductee: 2019

A two-time Pro Bowler and member of the NFL 1950s All-Decade Team, Walston was one of the league’s most unique talents, excelling at WR and TE while also serving as the team’s placekicker throughout his 12-year career in Philadelphia. From 1951-62, he led the NFL in points scored (881, 2nd-most in franchise history) and ranked 4th in receptions (311), 5th in receiving yards (5,363) and 6th in receiving TDs (46). His 25-point performance at Washington on October 17, 1954 still stands as the Eagles’ single-game scoring record.



**BRIAN WESTBROOK**  
RUNNING BACK

Eagles Career: 2002-09  
Eagles Hall of Fame Inductee: 2015

A multi-threat back armed with exceptional playmaking abilities, Westbrook finished his Eagles career as the franchise’s all-time leader in total yards from scrimmage (9,785). During his time in Philadelphia, the two-time Pro Bowler and first-team AP All-Pro selection helped guide the club to four NFC East crowns, four NFC Championship appearances and a berth in Super Bowl XXXIX. Westbrook is widely remembered for his iconic, game-winning 84-yard punt return touchdown at Giants Stadium in October 2003, best known as the “Miracle at the Meadowlands II.” Upon his retirement, he became one of only six players in NFL history with 30+ rushing touchdowns (41) and 30+ receiving touchdowns (30) in his career. Born on September 2, 1979, Westbrook was a consensus All-American and a two-time A-10 Offensive Player of the Year at Villanova University.



**ALEX WOJCIECHOWICZ**  
CENTER

Eagles Career: 1946-50  
Eagles Hall of Fame Inductee: 1987  
Pro Football Hall of Fame Inductee: 1968

A two-time All-America selection at Fordham where he was the center on the famed ‘Seven Blocks of Granite’ line, Wojciechowicz was the Lions top draft pick in 1938. One of football’s original “iron men,” he joined the Eagles in 1946 as a linebacker and helped the Eagles capture back-to-back NFL championships in 1948 and ‘49. Born August 12, 1915, in South River, NJ, he organized the NFL Alumni Association.

**NFL CHAMPIONSHIP TEAMS**

1948 & 1949

Eagles Hall of Fame Inductee: 1999


No NFL team before or since ever posted consecutive shutouts in championship play. No NFL team can claim to be more dominant over a two-year period. The Eagles won back-to-back NFL Championships in 1948 and 1949, first shutting out the Chicago Cardinals, 7-0, and then blanking the Los Angeles Rams, 14-0. Under legendary head coach Greasy Neale, Philadelphia finished the 1948 regular season with a 9-2-1 record and took on the Cardinals in the championship game with a foot of snow covering Shibe Park. RB Steve Van Buren scored the game’s only touchdown on a 5-yard TD run, while the defense limited the Cards to just 6 total first downs. The Eagles continued their dominance in 1949 with an 11-1 record in the regular season and a victory over the Rams in the championship game on a rain-soaked Los Angeles Coliseum field. Van Buren again led the Eagles as he rumbled for 196 yards on 31 carries. In those two seasons, the Eagles outscored their opposition 761-290. They were lovingly called “the duffel-bag dynasty.” Many players were young men who had served their country in World War II and returned home trying again to settle into a regular life.



**REGGIE WHITE**  
DEFENSIVE END

Eagles Career: 1985-92  
Eagles Hall of Fame Inductee: 2005  
Pro Football Hall of Fame Inductee: 2006

Nicknamed the “Minister of Defense,” White is the club’s all-time leader in sacks with 124 in just 121 games, including a team-record 21 in 1987. White earned seven Pro Bowl appearances during his eight-year stint with the Eagles, who signed him after a two-year stint with Memphis of the USFL. White earned NFL Defensive Player of the Year honors in 1987 and 1991. He was named to the NFL’s All-Decade Teams of the 1980 and 1990s, the 75th Anniversary Team, and was voted first-team All-Pro 10 times in his 15-year career with the Eagles, Packers and Panthers. He was born on Dec. 19, 1961 in Chattanooga, TN. He died December 26, 2004 at the age of 43.



**AL WISTERT**  
TACKLE

Eagles Career: 1944-51  
Eagles Hall of Fame Inductee: 2009

During his nine-year career in Philadelphia, Wistert earned NFL All Pro honors an amazing eight times as a dominant force on the Eagles offensive line. Wistert was a member of the Eagles back-to-back NFL championship teams in 1948-49 and played in the first-ever Pro Bowl in 1951. He played in 95 games with the Eagles as a two-way player. His jersey # 70 was retired by the team in 1952. Wistert was a 5th round draft pick from Michigan in 1943. He was born December 28, 1920 in Chicago, IL.



**1933** — Frankford Yellowjackets' franchise in the NFL awarded to syndicate headed by Bert Bell and Lud Wray for \$2500. Club christened "Eagles" in honor of the symbol of the New Deal's National Recovery Act. Eagles and Chicago Bears play in Philadelphia's first Sunday game (Nov. 12) at Baker Bowl. Game ends in a 3-3 tie.

**1935** — General manager Bert Bell proposes an annual college draft to equalize talent in the league. Proposal is adopted on May 19 for the 1936 season.

**1936** — Eagles have first choice in the inaugural college draft and select University of Chicago back Jay Berwanger but fail to sign him. Bell becomes sole owner of the team with \$4,000 bid. Playing site for home games moves from Baker Bowl to Municipal Stadium.

**1939** — Davey O'Brien, Texas Christian's All-America quarterback, signs with the Eagles for a reported \$12,000 per year salary and percentage of the gate. O'Brien plays in every game and sets NFL passing yardage record with 1,324 yards. On October 22, the Eagles play in the first televised pro football game and fell to the host Brooklyn Dodgers, 23-14, at Brooklyn Ebbets Field. Allan "Skip" Walz broadcasts the game for NBC from Ebbett's field to the approximate 1,000 TV sets then in Brooklyn.

**1940** — Home playing site switches from Municipal Stadium to Shibe Park (later known as Connie Mack Stadium). Pittsburgh owner Art Rooney buys half interest in the Eagles after selling the Steelers franchise to Alexis Thompson of New York, a 30-year old heir to a six million fortune in steel stocks.

**1941** — Bell and Rooney swap franchises with Thompson, Rooney returning to Pittsburgh and Thompson taking over the Eagles. Bert Bell joins Rooney as a full-time partner in Pittsburgh. Thompson hires Earl (Greasy) Neale as head coach of the Eagles.

**1943** — Eagles merge with Pittsburgh Steelers to form the "Steagles" due to manpower shortage during World War II. Merger dissolved at end of season.

**1944** — First draft choice Steve Van Buren debuts as Eagles' halfback. Team finishes in second place with 7-1-2 record.

**1945** — Team again finishes in second place with 7-3 record and leads league in scoring with 272 points. Van Buren leads NFL with 838 rushing yards and 110 points.

**1946** — Team finishes second for third straight year with 6-5 record.

**1947** — Rookie end Pete Pihos, Van Buren, and Bosh Pritchard combine with an overpowering defense to lead Philadelphia into the NFL championship game for the first time but the Chicago Cardinals earn the NFL title with a 28-21 victory at icy Comiskey Park.

**1948** — Eagles win their first NFL championship, defeating the Chicago Cardinals, 7-0, in a blinding snowstorm at Shibe Park.


**1949** — Thompson sells the team to 100 buyers, each of whom paid \$3,000 for one of the 100 shares. They were called the "Happy Hundred" or the "100 Brothers." Their leader was James P. Clark, a Philadelphia sportsman and business executive, and the 100 investors included some of the leading names in Philadelphia business, government and politics, including Leonard Tose. Vince McNally is named general manager. University of Pennsylvania All-America C/LB Chuck Bednarik is a 1st round draft choice. The Eagles win their 3rd straight Eastern Division title and defend their NFL championship with a 14-0 win over the Los Angeles Rams.

**1950** — In Greasy Neale's final season as the Eagles' head coach, they finish tied for third in the American Conference with a 6-6 mark.

**1951** — Alvin (Bo) McMillan replaces Greasy Neale as head coach. McMillan be-



1934 Eagles



1940 Eagles



1949 Champions

comes ill the night before the season opener and is replaced by Wayne Millner. End-placekicker Bobby Walston is named rookie of the year.

**1952** — Jim Trimble succeeds Wayne Millner as head coach. Team rides strong defense to 7-5 second place finish.

**1953** — Bobby Thomason and Adrian Burk combine to pass for a league-high 3,089 yards. Pete Pihos catches 63 passes for 1,049 yards and 10 touchdowns to lead league. Eagles finish in second place and snap Cleveland's 11-game winning streak with 42-27 win in season finale.

**1954** — Bobby Walston leads league in scoring with 114 points. Eagles finish second for third consecutive year with second straight 7-4-1 record.

**1955** — Pihos again leads all NFL pass receivers with 62 catches for 864 yards. Joseph A. Donoghue, Eagles' vice president/secretary, is elected assistant treasurer of the NFL.


**1956** — Hugh Devore replaces Jim Trimble as head coach.

**1957** — Rookie QB Sonny Jurgensen highlights a 4-8 season by passing Eagles to a 17-7 upset of the NFL Eastern Division Champion Cleveland Browns.

**1958** — Buck Shaw signs as head coach replacing Hugh Devore. Eagles acquire quarterback Norm Van Brocklin in trade with Los Angeles. Team moves home games from Connie Mack Stadium to University of Pennsylvania's Franklin Field and attendance almost doubles.

**1959** — With Pete Retzlaff and Tommy McDonald his chief targets, Norm Van Brocklin passes Eagles to 7-5 record and second place tie with Cleveland.

**1960** — QB Norm Van Brocklin and Chuck Bednarik, who plays 60 minutes at center and linebacker, pace the Eagles to their first Eastern Division title in 11 years. The Birds then win their third NFL championship with a come-from-behind 17-13 victory over Green Bay at Franklin Field. Van Brocklin, the league's MVP, and head coach Buck Shaw both announce their retirements at the end of the season.



1960 Eagles

**1961** — Nick Skorich is named head coach and Sonny Jurgensen takes over as the starting quarterback. Despite Jurgensen's record-setting season as a passer and a 10-4 record, the Eagles fail to repeat as division champions.

**1962** — Injuries in unprecedented numbers hit Eagles as the team wins only three games and falls to last place.

**1963** — RB Timmy Brown sets a then NFL record for total offense (2,436 yards; 841 rushing, 487 receiving, 11 passing, 945 kickoff returns, and 152 punt returns) in a season. With the club's 91 outstanding shares now held by 65 stockholders, club president Frank L. McNamee said it would be put up for sale with an asking price of 4,500,000. Jerry Wolman, a 36-year old builder and self-made millionaire from Washington outbid Philadelphia businessman Jack Wolgin and became the new owner. The sale price was \$5,505,000.

**1964** — Former Chicago Cardinals and Washington coach Joe Kuharich signs as head coach and begins a series of major trades to rebuild the club.

**1966** — After extensive roster changes, the Eagles finish 9-5 for their first winning season in five years.

**1967** — Quarterback Norm Snead and flanker Ben Hawkins set team passing and receiving records, respectively, but injuries to other key players contribute to a disappointing 6-7-1 record and a second place finish.

**1969** — After Wolman's empire fell into serious financial trouble, a bankruptcy referee in U.S. District Court in Baltimore oversees the team's sale to Leonard Tose, a millionaire trucking executive. The price was a reported \$16.1 million, at the time a record price for a professional sports team. Tose names former Eagles' receiving great Pete Retzlaff as general manager and Jerry Williams as head coach.

**1971** — The Eagles leave Franklin Field for a new home at Veterans Stadium. After three consecutive crushing losses at the beginning of the season, assis-



tant Ed Khayat replaces Jerry Williams (who had led the club to only a 3-10-1 mark in 1970) as head coach.

**1972** — After a stormy 2-11-1 season, Tose accepts general manager Retzlaff's resignation and releases the entire coaching staff. A bright spot, however, is Harold Jackson who leads the NFL in receptions and receiving yards (62-1,048).


**1973** — Under new coach Mike McCormick and new quarterback Roman Gabriel, the Eagles have an exciting offensive season but can muster only a 5-8-1 record. In his first year as a full-time receiver, Harold Carmichael becomes the second consecutive Eagle to lead the NFL in receptions (67).

**1974** — Under newly appointed general manager Jim Murray, the Eagles trade with Cincinnati and acquire LB Bill Bergey. Bergey bolsters the defense and wins Pro Bowl honors along with TE Charle Young, who becomes the 3rd consecutive Eagle to lead the league in receptions (63).

**1976** — After a 4-10 season in 1975, Tose appoints 39-year old Dick Vermeil of UCLA as head coach but the Birds again earn a 4-10 mark.

**1977** — QB Ron Jaworski is obtained from the Los Angeles Rams in exchange for the rights to TE Charle Young. Bill Bergey, keying the newly-installed 3-4 defense of coordinator Marion Campbell, wins all-pro and all-conference honors and is selected to play in his third Pro Bowl.

**1978** — The Eagles post a 9-7 record, their first winning season since 1966, and make the playoffs for the first time since 1960. They lose the NFC Wild Card playoff game in Atlanta, however,



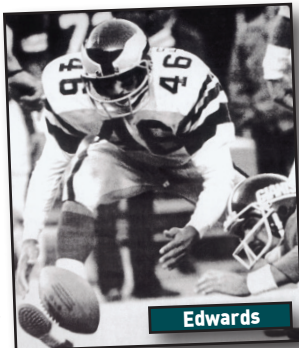
Jaworski and Vermeil

14-13 as the Falcons score two 4th-quarter TDs and Eagles' Mike Michel misses a 34-yard FG try with 1:34 to play. Wilbert Montgomery, in his first starting season, rushes for 1,220 yards to become the first Eagle since Steve Van Buren to surpass 1,000 in a season. CB Herman Edwards provided the "Miracle of the Meadowlands" when he scooped up a fumbled handoff from Joe Pisarcik to Larry Csonka and raced 26 yards for the winning TD with 20 seconds left to play before a stunned Giants Stadium crowd.

**1979** — With an 11-5 regular season record — their best since 1961 — the Eagles tie Dallas for first place in the NFC East and go to the playoffs as a wild card team. After beating Chicago, 27-17, in the Wild Card Game, the Birds are upset at Tampa Bay, 24-17 in a divisional playoff round. Wilbert Montgomery sets a club record with 1,512 rushing yards, and Harold Carmichael sets a then NFL record on Nov. 4, catching a pass in his 106th consecutive game. Rookie barefoot kicker Tony Franklin boots the second longest FG in NFL history — 59 yards — in a 31-21 victory at Dallas. Dick Vermeil is voted NFL coach of the year.

**1980** — The Eagles win 11 of their first 12 games and go on to a 12-4 mark and the NFC East championship. The Birds trounce Minnesota

31-16, in the divisional playoff round and then upend Dallas, 20-7 at Veterans Stadium, to win the NFC title and a berth in Super Bowl XV. The Oakland Raiders prevail in that game, however, 27-10. Ron Jaworski leads the NFC with a 90.9 passing rating while throwing for 3,527 yards and 27 touchdowns. He is named NFL player of the year by the Maxwell Football Club and NFC player of the year by UPI. Harold Carmichael's then-record NFL receiving streak is snapped at 127 games when he fails to catch a pass in the regular season finale at Dallas after sustaining a back injury in the first half.




Edwards

**1981** — After building a 6-0 record early in the season, the Birds struggle in their final eight games, post a 10-6 record and appear in the playoffs for the fourth consecutive year but are upset at home in the NFC Wild Card Game by the NY Giants, 27-21. The Birds' defense ranks first in the NFL in fewest yards allowed (4,447) and fewest points allowed (221). Harold Carmichael enjoys the

third 1,000-yard receiving year of his career and Wilbert Montgomery rushes for 1,402 yards.

**1982** — An NFL players' strike takes place after two games and stops play for eight weeks. When play resumes on November 21, the long layoff hurts the Eagles. After splitting their first two games of the season, the Birds come back from the strike to lose four in a row and miss the playoffs for the first time since 1977. A 24-20 Eagles' victory at Dallas on December 26 is the last victory in the Philadelphia career of head coach Dick Vermeil, who resigns shortly following the season after compiling a 55-51-0 overall record.



Montgomery

**1983** — Marion Campbell replaces Dick Vermeil as head coach after six seasons as the Eagles' defensive coordinator. Owner and president Leonard Tose announces in January that his daughter, Susan Fletcher, the Eagles' vice president and legal counsel, would eventually succeed him as primary owner of the Eagles. After winning four of their first six games, the Eagles become mired in a seven-game losing streak and finish with a 5-11 record. The Birds' offense is highlighted by first-team all-pro and AFC-NFC Pro Bowl selection Mike Quick, who leads the league and sets club records with 1,409 yards receiving on 69 catches.

**1984** — After a 1-4 start, the Eagles post a 5-5-1 record over their final 11 games. Philadelphia's swarming defense sets a then club record of 60 quarterback sacks. Wilbert Montgomery establishes the Eagles' career rushing record for yards (6,538) and attempts (1,465) surpassing the marks set by Pro Football Hall of Famer Steve Van Buren from 1944-1951. Kicker Paul McFadden establishes an Eagles' season scoring record with 116 points (tops among rookies), surpassing Bobby Walston's 30-year mark of 114, and is named NFC rookie of the year. Ron Jaworski suffers a broken leg at St. Louis in week 13, snapping his streak of 116 consecutive starts (believed to be an all-time record for NFL QBs).

**1985** — On March 12, Leonard Tose, the Eagles' owner since 1969, announces an agreement to sell the team to Norman Braman and Ed Leibowitz, highly successful automobile dealers from Florida for a reported \$65 million. After obtaining the approval of the other NFL owners and fulfilling the terms of the transaction, Braman officially becomes the Eagles' new owner on April 29. That same day, Braman elevates Harry Gamble, general manager since February 4, to vice president-general manager overseeing day-to-day operations of the club. All-time Eagles' rushing leader Wilbert Montgomery does not report to training camp and is traded to Detroit for LB Garry Cobb in preseason. The Eagles again overcome a 1-4 start, but fall off the pace and finish 7-9. Head coach Marion Campbell is released on December 16, and Fred Bruney takes over as interim head coach for final game at Minnesota.


**1986** — Buddy Ryan, defensive coordinator of the Chicago Bears' Super Bowl XX Champions, is named the 17th head coach in Eagles' history on January 29. On July 16, Norman Braman becomes the sole owner of the team, purchasing the remaining 35 percent from his brother-in-law Ed Leibowitz. Harry Gamble is promoted to president-chief operating officer. Ryan makes sweeping changes in the Eagles' roster, keeping young players and releasing several veterans. The youthful Birds struggle to a 5-10-1 record against the toughest schedule in the league. The Birds place two players on the AFC-NFC Pro Bowl roster: WR Mike Quick and DE Reggie White. White ties a Pro Bowl record with 4 sacks and is named MVP of the game.

**1987** — In March, Ron Jaworski, who set nearly every club passing record from 1977-1986, is put on waivers after the club decides not to guarantee his contract. The Eagles split their first two games of the season before the NFL was beset by a players strike. After all games of Week 3 were cancelled, the NFL resumed play with replacement teams for the next three weeks. The Birds replacement team goes 0-3 and sets the stage for a surge by the regular players when they return to work. Philadelphia's regulars proceed to win three straight after the strike and move into a tie for 2nd place in the NFC East. They



go on to finish 7-8 overall (7-5 in non-strike games) and due to a tie-breaking system, rank 4th in the NFC East behind Dallas and St. Louis who also posted 7-8 marks. Offensively, WR Mike Quick earns his fifth consecutive trip to the AFC-NFC Pro Bowl while QB Randall Cunningham (Pro Bowl 1st alternate) emerges as a rising talent. Cunningham threw 23 TD passes and became the first QB to lead his team in rushing (505 yards) since the Bears' Bobby Douglas did so in 1972. The defense was led by DE Reggie White, who was named the NFL's defensive player of the year. White's 21 sacks set an NFC record and fall one shy of the NFL mark.


**1988** — The Eagles post the NFL's best mark (6-1) over the final seven weeks of the regular season en route to a 10-6 record and the NFC Eastern division title. But their playoff fate is not sealed until moments after the conclusion of their 23-7 victory at Dallas in week 16. It is then that NY Jets' QB Ken O'Brien throws a TD pass to Al Toon to defeat the Giants and ensure the division title for the Eagles. Philadelphia then travels to Chicago for an NFC divisional playoff game against the Bears and a place in NFL history. The game, which begins in sunny, 29 degree weather, would later be dubbed "The Fog Bowl," after a thick fog rolls off Lake Michigan late in the 2nd quarter. Due to the fog, visibility on the playing field was extremely difficult and the Bears prevail, 20-12. The shining season included the selection of QB Randall Cunningham, DE Reggie White and TE Keith Jackson as starters in the Pro Bowl. Cunningham also wins the Maxwell Football Club's Bert Bell Award as the NFL's top player. White leads the NFL in sacks for the second consecutive year and Jackson sets an Eagles' receiving record with 81 catches en route to earning rookie of the year honors from The Sporting News.



Ryan

**1989** — The Eagles used an aggressive, ball-hungry defense — which led the NFL in takeaways (56) and interceptions (30), and set a team record with 62 QB sacks — to finish 11-5. Philadelphia, however, finished second to the Giants in the NFC East (despite two victories in head-to-head competition) and faced the LA Rams in the Wild Card playoff. Although playing a post-season game at Veterans Stadium for the first time since 1981, the Birds fell 21-7. QB Randall Cunningham posted similar numbers to his superb '88 campaign despite missing receivers Mike Quick and Keith Jackson for most of the season due to injuries. A deeper loss came on Dec. 9, when quarterback coach Doug Scovil passed away. The second alternate to the Pro Bowl, Cunningham started for the NFC squad when injuries kept the other QBs from playing. CB Eric Allen led the NFC in interceptions with 8.

**1990** — In February, Buddy Ryan hired Rich Kotite as offensive coordinator to improve the Eagles' sluggish attack. At season's end, the offense led the NFL in rushing (2,556) and the NFC in scoring (396) and TD passes (34). The defense led the NFL in stopping the run thereby making the Birds the first team to lead the league in both rushing categories since Chicago did so in 1985. A 10-6 record put Philadelphia in the playoffs once again, but the Eagles suffered their third opening round defeat in as many seasons. The 20-6 Wild Card loss to Washington signaled an end to the five-year Ryan era. Randall Cunningham flourished with 30 TD passes and 942 rushing yards, while rookie WRs Calvin Williams and Fred Barnett combined for 17 TDs.



Cunningham

**1991** — On January 8th, team owner Norman Braman opted not to renew the contract of Buddy Ryan, the Eagles' head coach since 1986. On the same day, Braman promoted then-offensive coordinator Rich Kotite, making him the 18th head coach in club history. They opened with a 3-1 mark, their best start since 1981, despite having lost QB Randall Cunningham for the year due to a knee injury suffered at Green Bay on opening day. After coming on to lead the Eagles to their solid start, backup QB Jim McMahon was also injured in game 5. With McMahon sidelined, the Birds suffered through a four-game skid. By midseason, Philadelphia had used five quarterbacks in eight games and

seen its record sink to 3-5. The Eagles regrouped, however, and surged into contention for a playoff spot with a six-game winning streak (the club's longest since the start of '81) that upped their record to 9-5. But a loss at home to Dallas in game 15 ended Philadelphia's playoff hopes. The defense finished the season ranked #1 in the NFL in terms of fewest yards allowed overall, vs. the run, and vs. the pass. As such, the Birds became only the fifth club in NFL history and the first since 1975 to accomplish this rare triple. In addition, the Eagles' defense led the NFL in sacks and fumble recoveries and tied for the league lead in takeaways. Five members of that defensive unit represented the Eagles in the AFC-NFC Pro Bowl — DEs Reggie White and Clyde Simmons, DT Jerome Brown, and LB Seth Joyner were selected as starters while CB Eric Allen also made the NFC squad. The selection of White, Simmons, and Brown marked only the sixth time in NFL history that three defensive linemen from one team were elected to the Pro Bowl.

**1992** — The Eagles were dealt a huge blow before the season even began as all-pro defensive tackle Jerome Brown was killed in an automobile accident on June 25th in his hometown of Brooksville, FL. The tragedy overshadowed the promise of the upcoming season which included the return of QB Randall Cunningham - out almost the entire '91 season with a knee injury - as well as the addition of RB Herschel Walker whom the Eagles acquired as a free agent just three days before Brown's death. They finished second in the NFC East with an 11-5 record and returned to the playoffs, earning a Wild Card victory over the Saints before dropping a Divisional Playoff to the eventual Super Bowl champion Dallas Cowboys. The win over the Saints was the team's first postseason victory since 1981 and its first road playoff conquest since 1949. Off the field, a September 24th ruling by U.S. District Judge David Doty paved the way for free agency in the NFL by finding the league's "Plan B" policy in violation of federal antitrust laws and provided the four plaintiffs in the suit with an opportunity to sign with another club. Among those four was Eagles TE Keith Jackson, who four days later inked a deal with the Miami Dolphins.



1990s Eagles

**1993** — In January, the NFL and the Players Association signed a Collective Bargaining Agreement, a 7-year deal that would institute a form of limited free agency to replace the "Plan B" system. The most prominent NFL player affected by the settlement was the Eagles' all-time sack leader Reggie White, who went on to sign with the Green Bay Packers on April 5th. On the field, the Eagles produced an 8-8 record. After a flying start in which the Birds jumped out to a 4-0 record on the strength of three consecutive dramatic come-from-behind wins, season-ending injuries to QB Randall Cunningham, WR Fred Barnett and others were followed by a six-game losing streak (their worst skid since '83). Nonetheless, backup QB Bubba Brister led them to wins in 4 of their final 6 contests, a stretch that kept them in the playoff hunt until the final week of the season.

**1994** — A new chapter in Eagles history began on April 6th when Norman Braman, the team's owner since 1985, reached an agreement in principle to sell the franchise to Jeffrey Lurie, a Boston native and president of a Hollywood-based movie production company. Once NFL owners voted to approve the sale on May 6th, Lurie officially took over the club on May 17. Despite losing the opener, the Eagles won 7 of their next 8 games, including a 40-8 thumping of the eventual Super Bowl champion 49ers. However, they lost their final 7 games and finished out of the playoffs. Two days after the season, Rich Kotite's 4-year reign as head coach ended. Herschel Walker became the first player in league history to record a 90-plus yard run, reception, and kickoff return in a single season. Only one other player - Bobby Mitchell - had previously recorded that trifecta in a career. With back-to-



Brown's Jersey



back 100-yard rushing performances, rookie RB Charlie Garner became only the 7th back in NFL history to top the century mark in his first two contests. DE William Fuller, a free agent acquisition from Houston, notched at least one sack in 7 straight games and broke the club record of 6 shared by Reggie White and Clyde Simmons.

**1995** — On February 2, Jeffrey Lurie named 49ers defensive coordinator Ray Rhodes as the 19th head coach in team history. Eleven months and a playoff victory later, that decision resulted in NFL coach of the year honors. Rodney Peete took over at QB after a 1-3 loss and led them to 9 wins in their final 12 games. RB Ricky Watters, one of the NFL's most prominent free agent acquisitions of the year, combined with Charlie Garner to give Philadelphia the league's 4th best rushing attack. In the postseason, the Eagles routed the favored Detroit Lions, 58-37, in a Wild Card game. A week later, they bowed out to the eventual Super Bowl champion Cowboys. At season's end, Watters, DE William Fuller (an NFC-high 13 sacks), and LB William Thomas (7 INTs) went to the Pro Bowl. Off the field, Lurie and his wife, Christina, oversaw the formation of Eagles Youth Partnership (EYP). The charitable wing of the Eagles, EYP was formed in order to improve the quality of life and enhance opportunities for children in the Greater Philadelphia region.

**1996** — For the second consecutive year the Eagles compiled a 10-6 regular season record and earned a playoff berth. As such, Ray Rhodes became the first coach to lead the Eagles into the playoffs in each of his first two seasons at the helm. In the NFC Wild Card game, however, the Eagles fell, 14-0, to San Francisco in a rain-drenched 3Com Park. For the third time in six seasons, the Eagles lost their starting QB to injury early on as Rodney Peete ruptured a tendon in his right knee vs. Dallas. Ty Detmer led the Birds to four straight wins and teamed with WR Irving Fryar and RB Ricky Watters to fuel the conference's #1 offense (351.7 yds/game). Watters earned a Pro Bowl berth with personal bests in rushing atts. (353), rushing yards (1,411), TDs (13), and total yards from scrimmage (a league-leading 1,855). DE William Fuller led the team with 13 sacks en route to his 3rd straight Pro Bowl. MLB James Willis' interception in the end zone in the final moments of game 9 at Dallas sealed a big win. Willis' theft off QB Troy Aikman and subsequent lateral to CB Troy Vincent resulted in a 104-yard TD return.

**1997** — After a 4-6 start clouded the club's shot at the post-season, the Eagles turned to 2nd-year QB Bobby Hoying. A 2-0-1 record in his first three starts brought them back into contention, but ended the year with a 6-9-1 record. Injuries plagued the club as 42 different players started, including three different QBs (Ty Detmer, Rodney Peete and Hoying). Irving Fryar posted 86 receptions and Ricky Watters became the first Eagle to top the 1,000-yard rushing plateau in three consecutive years. The defense's most memorable performance came in a win vs. Green Bay as they held the Pack without a TD, snapping a string of 85 games (incl. playoffs) in which they had scored a TD.

**1998** — A disappointing 3-13 season led to the dismissal of head coach Ray Rhodes on December 28th, one day after the season finale. The Eagles started 0-5 before posting their first win. Duce Staley became the first Eagle draft pick to top the 1,000-yd. rushing plateau since Wilbert Montgomery (1981). On defense, the Eagles procured DE Hugh Douglas in a trade with the Jets. Douglas led the Eagles with a career-high 12.5 sacks, including a club-tying record of 4.5 at San Diego.

**1999** — Former Green Bay quarterback coach Andy Reid was named head coach on January 11th. Three months later, the club used the 2nd overall draft choice to select QB Donovan McNabb, one of the most accomplished athletes to ever come out of Syracuse. Their 2-7 start prompted Reid to insert McNabb into the starting lineup for six of the final seven contests. In his first start on Nov. 14th vs. Washington, McNabb sparked the Eagles to a 35-28 win over Washington. RB Duce Staley garnered his second straight 1,000-yd. rushing season and accounted for a NFL-best 41% of his team's offense. New defensive coordinator Jim Johnson turned up the heat as his troops accounted for a league-best 46 take-aways, including 28 interceptions (3rd in NFL), five of

which were returned for TDs (a team record). FS Brian Dawkins and CB Troy Vincent earned their first Pro Bowl selections. Vincent's 7 INTs tied for the league lead and became the first Eagle to top the entire NFL in INTs since 1972 (Bill Bradley). Although the Eagles finished 5-11, Reid implemented a positive attitude in his young group of players that included 14 true rookies on the season-ending roster.

**2000** — Andy Reid, the NFL's coach of the year, led the Eagles to the greatest turnaround in franchise history, finishing 2nd in the NFC East at 11-5. The season started with a perfectly executed onside kick by David Akers to kickoff the season opener at Dallas, leading to a 41-14 win. The Eagles won 10 of their next 13 contests and earned the top Wild Card spot in the NFC. In the playoffs, the Eagles overwhelmed Tampa Bay, 21-3, before losing to the eventual NFC Champion NY Giants in the Divisional Playoffs. After RB Duce Staley went down for the season with a foot injury in game 5, Donovan McNabb became a legitimate MVP candidate (he finished 2nd in AP voting to Rams RB Marshall Faulk). McNabb accounted for 74.6% of the team's total net yards. TE Chad Lewis led all NFC tight ends in receptions (69) and earned his first trip to the Pro Bowl. The defense featured 3 Pro Bowlers in CB Troy Vincent, DE Hugh Douglas (15 sacks, 2 in playoffs), and MLB Jeremiah Trotter. First round draft choice DT Corey Simon recorded a rookie team-record 9.5 sacks.

**2001** — The Eagles captured their first NFC Eastern Division Championship since 1988 and their first appointment in the NFC title game since 1980. Adversity hit this club early and often. The first preseason game was cancelled due to problems with the Veterans Stadium turf. C Bubba Miller was lost to a season-ending foot injury. And they dropped their season opener in overtime to the Rams before true adversity devastated the entire world on September 11th when terrorist attacks struck the World Trade Center and the Pentagon. As a result, a week's worth of NFL games were postponed. The Eagles were 2-2 before beating the Giants, 10-9, on Monday Night Football for the first time since 1996 (a span of nine games). The Eagles won 8 of their last 10 games, including a dramatic 24-21 win over the Giants on December 30 to clinch the NFC East title. In the playoffs, the Eagles defeated the Bucs and in the Divisional playoffs, Donovan McNabb won his homecoming to Chicago, 33-19, at Soldier Field. The Pro Bowlers on defense were Hugh Douglas, Jeremiah Trotter, Troy Vincent, and Brian Dawkins. The unit allowed a league-low 64 points in 8 road games. In fact, their 7-1 road record was the best in club history. David Akers earned his first Pro Bowl berth and set a club record with 17 consecutive FGs made.

**2002** — In the 31st and final season at Veterans Stadium, the Eagles set a team record for points scored (415) and sent a league-high 10 players to the Pro Bowl. However, they fell in the NFC Championship game for the second consecutive season. Andy Reid, the consensus coach of the year, proved the Eagles were not a one-man show, winning five of six games without Donovan McNabb (broken ankle). McNabb returned for the playoffs and directed a win in the Divisional playoff after 3rd QB A.J. Feeley started the final five games, winning his first four. Although the Eagles lost their season finale to the Giants, they were still able to clinch home field after the Jets trounced the Packers in the same stadium one day later. The defense finished in the top five in numerous categories and sent four players to the Pro Bowl: CB Troy Vincent, CB Bobby Taylor, FS Brian Dawkins, and DE Hugh Douglas. The offensive line also featured multiple Pro Bowl selections for the first time since 1980 with Tra Thomas, Jon Runyan and Jermaine Mayberry. Kicker David Akers notched 133 points to earn a Pro Bowl berth.

**2003** — In a season marred with injuries and controversy, the Eagles captured their third consecutive NFC East division title and third straight trip to the NFC title game, a loss to Carolina. Lincoln Financial Field officially became the Eagles new nest with a season-opening Monday night contest vs. Tampa Bay. But the Eagles not only lost their first two contests, they were left without



Lurie



Reid





the services of DBs Brian Dawkins and Bobby Taylor for a large chunk of the season (foot injuries). Then LB Carlos Emmons (ankle) and Brian Westbrook (triceps) were felled by season-ending ailments in December. After a 2-3 start, the Eagles rattled off nine straight wins, tying a team record previously set in 1960. That win streak was propelled by an improbable win at NYG on October 19. Trailing the Giants 10-7 with 1:34 to play, Westbrook returned a punt 84 yards for a dramatic, game-winning score. They ended up earning home-field advantage in the playoffs for the 2nd straight season. After suffering through a QB rating of 51.1 in the first six games, a thumb injury in his throwing hand, and disgraceful, racial commentary by former ESPN analyst Rush Limbaugh following the 0-2 start, McNabb thrived. He garnered NFC offensive player of the month honors in November, leading the team to a 5-0 month. He engineered a come-from-behind playoff win vs. Green Bay before suffering a rib injury a week later vs. Carolina that sidelined him in the 4th quarter. The Eagles employed a unique running back trio (Westbrook, Correll Buckhalter, and Duce Staley), dubbed the “three-headed monster,” that racked up 1,618 rushing yards, 2,465 total yards from scrimmage, and 29 total TDs.

**2004** — One of the most eventful off-seasons in team history helped propel the Eagles to their first NFC Championship and subsequent Super Bowl appearance in 24 years. Although they lost a hard-fought battle to the Patriots, 24-21, in Jacksonville, the Eagles milestones were plentiful as they captured their 4th consecutive NFC East division title and won a franchise record 13 regular season games. Andy Reid became the winningest coach in franchise history surpassing Greasy Neale. On the first day of the free agent signing period, they inked DE Jevon Kearse and later acquired



2004 NFC Championship

WR Terrell Owens in a trade. Owens ended up with 77 catches for 1,200 yards and 14 scores. Donovan McNabb also turned in a stellar campaign, completing 64% of his passes for 3,875 yards, 31 TDs and just 8 INTs for a career-high 104.7 QB rating. He became the first player in NFL history to finish a season with 30+ TD passes and fewer than 10 INTs and his 24 consecutive completions over a span of two games set an NFL record previously set by Joe Montana (22) in 1987. McNabb, Owens, Brian Westbrook and Tra Thomas earned Pro Bowl berths on the offense. The defense was led by Kearse, a trio of Pro Bowl defensive backs (Brian Dawkins, Michael Lewis, and Lito Sheppard), and Jeremiah Trotter, who earned a Pro Bowl berth despite not starting until game 9. Trotter returned in July after being released by Washington. K David Akers, who set a NFL record with 17 FGs of 40-yards-or-more, and LB Ike Reese both earned Pro Bowl berths on special teams. In all, a league-best 10 Eagles earned trips to Hawaii. The Eagles stormed out to a 7-0 record and clinched the NFC East title with 5 games remaining. They clinched home field advantage in the NFC after starting 13-1. In the playoffs, the Eagles topped Minnesota in the Divisional round and Atlanta in the Championship game.

**2005** — Stymied by injuries and a plethora of off-the-field distractions, the Eagles finished with a 6-10 record and out of the playoffs for the first time since 1999. The defending NFC champions began the season with a 4-2 record, including a dramatic come-from-behind win at Kansas City in which they overcame a 27-6 first half deficit to win, 37-31, and an equally heart-stopping victory vs. San Diego in which Matt Ware returned a blocked field goal 65 yards for the game-winning touchdown late in the fourth quarter. WR Terrell Owens was suspended



Lincoln Financial Field

for four games for conduct detrimental to the team and ended up not playing in the final nine games of the season. MLB Jeremiah Trotter earned his fourth Pro Bowl berth with a team-high 169 tackles. Reggie White's #92 was officially retired in an emotional halftime ceremony of a Monday night contest vs. Seattle on December 5. The ceremony included Reggie's wife, Sara, and their two children, as well as more than 20 of his former teammates and coaches.

**2006** — The Eagles claimed their fifth NFC East title in six years as they reeled off five consecutive wins at the end of the regular season to finish 10-6. The Eagles jumped out of the gate with a 4-1 record. The hot start was capped off by an emotional 38-24 victory vs. Dallas on Oct. 8, when Lito Sheppard made two crucial INTs, the second of which he returned 102 yards for a touchdown in the waning seconds. However, the team then lost five of their next six contests and Donovan McNabb for the remainder of the season with a torn ACL, which he suffered in a Nov. 19 loss to Tennessee. Jeff Garcia was handed the reins, and after a devastating 45-21 loss at Indianapolis, rallied the Eagles to five straight wins. The Eagles swept a treacherous three-game road stretch against division rivals, including a Christmas Day win at Dallas. The following week, Andy Reid was able to rest his starters in the season finale vs. Atlanta when news arrived in the 1st quarter that they had clinched the NFC East title with a Cowboys loss to Detroit. The Eagles used a 38-yd. walk-off field goal by David Akers to capture a 23-20 Wild Card victory against the Giants, but came out on the losing end of a 27-24 battle at New Orleans in the Divisional round. Brian Dawkins, Shawn Andrews and Lito Sheppard earned Pro Bowl berths. Brian Westbrook tallied his first 1,000-yard rushing season and the offensive line was one of two squads in the NFL to start the same five linemen in all 16 games.

**2007** — In the team's 75th anniversary season, the Eagles could not overcome a 1-3 start as they finished 8-8 and out of the playoffs. RB Brian Westbrook set two team records for total yards from scrimmage (2,104) and receptions (90). He became the first Eagle to lead the league in total yards from scrimmage since 1996 (Ricky Watters) and the first NFL player from a non-Division I-A school to do so since 1979 (Philadelphia's Wilbert Montgomery). WR Kevin Curtis posted career highs in catches (77), yards (1,110), and total touchdowns (8) in his first season in Philadelphia after signing as a free agent. For the first time in franchise history, the Eagles featured three players (Westbrook, Curtis, Reggie Brown) with over 60 catches and 700 yards each. After that 1-3 start, the team managed to fight their way back to a 5-5 record as they headed into Gillette Stadium to face the 10-0 New England Patriots. A valiant effort by back-up QB A.J. Feeley went for naught as the Eagles fell, 31-28. Westbrook and Shawn Andrews earned Pro Bowl honors.

**2008** — The Eagles were defeated in their fifth NFC Championship game appearance of the decade. In what seemed like a microcosm of their entire season, Philadelphia fell behind 24-6 in the NFC title game at Arizona, but stormed back to take a 25-24 lead, only to then have the Cardinals score the game-winning TD with under three minutes to play. The Eagles struggled to find consistency during the early portion of the season and hit rock bottom at 5-5-1 after a 36-7 blowout loss at Baltimore. But they rallied back into playoff contention entering the final week. They entered the final Sunday of the season needing a win over Dallas, a Tampa Bay loss to visiting Oakland and either a Chicago loss at Houston or a Minnesota loss vs. the Giants, to earn a playoff berth. The Raiders and Texans came up with thrilling upsets in the 1:00 pm games that day, before the Eagles pounded the division-rival Cowboys, 44-6, in a late afternoon contest. In the playoffs, the Eagles stingy defense carried them to impressive road victories at Minnesota (26-14) and in a rematch at New York (23-11) before being derailed by the Cardinals. Brian Dawkins and free agent newcomer CB Asante Samuel (4 interceptions in the regular season plus two in the playoffs) both earned Pro Bowl honors, while McNabb became the franchise's all-time leader in yards and touchdown passes. Dawkins became the franchise's all-time leader in interceptions (34), tying Eric Allen and Bill Bradley. K David Akers set team records for points (144) and field goals made (33). Head coach Andy Reid became the 37th coach in NFL history to reach the 100-win plateau and the 14th coach to reach double digit victories in playoff history. Samuel set an NFL postseason record with his 4th INT returned for a score and rookie WR DeSean Jackson led the team with 62



2000s Eagles



receptions and 912 yards, most ever by an Eagles rookie WR.

**2009** — The Eagles got off to a strong start, winning five of their first seven games, despite losing QB Donovan McNabb for two games with a rib injury. They hit a midseason snag after losing back-to-back games to rival Dallas and eventual AFC West Champion San Diego to fall to 5-4. A late-season rally saw the Eagles rattle off six straight wins, their longest streak in the regular season since 2003. Entering the final week of the season, Philadelphia had hopes of securing its sixth NFC East title of the decade and a first-round bye in the playoffs. However, a second loss to the Cowboys in the season finale dropped the Eagles to the sixth seed and forced a rematch between the division rivals in the Wild Card round, where they again fell to the Cowboys, 34-14. Led by DeSean Jackson (62 receptions, 1,156 yards and 9 TDs), the Eagles saw their young skill position players flourish. The speedy WR/KR became the first player in NFL history to be named to the Pro Bowl at two positions, recording an NFL record-tying eight touchdowns of 50-plus yards and leading the league with a 15.2 yard punt return average. TE Brent Celek (76 receptions, 971 yards, 8 TDs) established himself as a reliable weapon and one of the elite tight ends in the NFL. The infusion of young players on offense continued with rookie WR Jeremy Maclin (D1-09) and rookie RB LeSean McCoy (D2-09). Maclin followed in Jackson's footsteps, finishing his first season as one of the top rookie wide outs with 56 catches for 773 yards and four touchdowns. Meanwhile, McCoy proved to be a valuable asset in the running game as he led the team and set the Eagles rookie rushing record with 637 yards. K David Akers, DE Trent Cole, T Jason Peters, CB Asante Samuel, FB Leonard Weaver, and LS Jon Dorenbos all joined Jackson in earning Pro Bowl honors. Head coach Andy Reid contract's was extended through 2013.



McNabb

**2010** — The Eagles set franchise records for points (439) and total net yards (6,230) en route to an NFC East Division title, their 6th under head coach Andy Reid. Philadelphia met the eventual Super Bowl champion Packers in the Wild Card round, but lost, 21-16, at home. QB Michael Vick emerged as one of the NFL's top quarterbacks after taking over for an injured Kevin Kolb in the season opener. In his first year as a starter since 2006, he achieved career highs in passing TDs (21), yards (3,018), QB rating (100.2), comp. % (62.6) and rushing TDs (9) - earning him a trip to Hawaii as the NFC's starting quarterback in the Pro Bowl. He became only the 2nd QB in NFL history to throw for 3,000+ yards, rush for 500+ yards, and accrue a 100+ QB rating in a season. Vick had plenty of weapons surrounding him on the league's second-ranked offense. DeSean Jackson (47 receptions, 1,056 yards and 6 TDs) led the league in yards per catch (22.5) and became the first player in league history to return a punt for a game-winning touchdown as time expired on 12/19/10, capping off a historic comeback against the Giants. The Eagles trailed 31-10 with 8:17 remaining in the 4th quarter, but rallied for four touchdowns, including Jackson's miraculous return. WR Jeremy Maclin (70 receptions, 964 yards and 10 TDs) led the team in TDs and was second on the team in receptions and receiving yards. The duo combined for 2,020 yards, which was the 3rd-most output of any WR duo in the NFL. RB LeSean McCoy was fourth in the NFL in yards from scrimmage (1,672). CB Asante Samuel finished 2nd in the league in INTs (7) despite only playing in 11 games. David Akers, Jackson, T Jason Peters and Samuel all were selected to the Pro Bowl alongside Vick.



Vick

**2011** — The Eagles finished the 2011 campaign 8-8, second in the NFC East. The offense was fueled by running back LeSean McCoy, who rushed his way into the Eagles record books by scoring 20 total touchdowns, including 17 on the ground, breaking the team records set by Hall of Fame back Steve Van Buren in 1945. A Pro Bowl selection for the first time, McCoy established new career-highs running the ball 273 times for 1,309 yards. His yardage total was the fifth-most in team history and ranked fourth in the NFL. The offense set

franchise records with 6,386 total yards and 356 first downs. Quarterback Michael Vick set career marks in attempts (423), completions (253) and yards (3,303) while becoming the second player in league history (former Eagle Randall Cunningham) to surpass the 3,000-yard passing mark and 500-yard rushing plateau in consecutive seasons. Along the way, he surpassed Cunningham's all-time benchmark for rushing yards by a quarterback. For the first time in franchise history, the Eagles boasted three players (wide receivers DeSean Jackson, Jeremy Maclin and tight end Brent Celek) with 800+ receiving yards in the same season. On defense, the Eagles tied for the league lead with 50 sacks, including 18 from free agent signee defensive end Jason Babin (third in the NFL) and 11 from fellow DE Trent Cole. Their 29 combined sacks were the second most in team history by a duo, bested only by Reggie White and Clyde Simmons (33 in 1992). Babin earned his second straight Pro Bowl berth for his efforts. Left tackle Jason Peters also earned Pro Bowl honors for the fifth straight year, the last three coming in Philadelphia.

**2012** — After 14 years in Philadelphia, the Eagles dismissed head coach Andy Reid on December 31st after finishing the season with a disappointing 4-12 record. Following a promising 3-1 start to the season, including a win over the Super Bowl Champion Baltimore Ravens, the Eagles dropped 10 consecutive games and would win only one of their final 12 games on the schedule. Throughout the season, the Birds were plagued by injuries on the offensive line as G Evan Mathis was the only offensive lineman to start all 16 games in 2012. Offensively, the Eagles were paced by WR Jeremy Maclin who became just the eighth wide receiver in NFL history to have at least 55 catches and 750 receiving yards in each of his first four seasons after notching 69 catches for 857 yards and seven touchdowns. RB LeSean McCoy accumulated 1,213 scrimmage yards (840 rushing, 373 receiving) and five touchdowns, including a career-high three receiving scores. Newcomer LB DeMeco Ryans provided a steady force at the MLB position for the Birds, recording a team-high 148 tackles and a franchise-record 16 tackles for a loss in his first season with the team. After stepping in for an injured QB Michael Vick in Week 10, rookie QB Nick Foles started six of the final seven games of the season and established Eagles rookie records in passing yards (1,699), attempts (265) and completions (161), while fellow first-year standout DT Fletcher Cox led all rookie defensive tackles with 5.5 sacks.



Peters

**2013** — Under the direction of first-year head coach Chip Kelly, the Eagles rebounded from a disappointing 4-12 season in 2012 to win 10 games and secure their first NFC East title since 2010 in record-breaking fashion. Kelly became the first rookie head coach in Eagles history to win the division in his first year on the job and just the second head coach since the merger to win a division title in his first season on an NFL staff. Philadelphia set franchise records in points (442), total net yards (6,676), touchdowns (53) and passing yards (4,406), while also turning the ball over fewer times (19) than any previous Birds squad. Offensively, LeSean McCoy finished with a franchise-best and NFL-leading 1,607 rushing yards and 2,146 yards from scrimmage, while Nick Foles recorded the third-highest quarterback rating (119.2) in NFL history after throwing for 27 touchdowns and two interceptions. The duo became the first pair in NFL history to lead the league in rushing yards and passer rating. WR DeSean Jackson set career highs in receptions (82) and receiving yards (1,332), and tied his personal best with nine receiving touchdowns. The Eagles attack was anchored by an offensive line that started all 16 games together for the first time since 2006 and featured two All-Pro selections in Evan Mathis and Jason Peters, who also garnered Pro Bowl honors along with McCoy. Under new defensive coordinator Bill Davis who implemented a 3-4 defensive scheme, Philadelphia held their opponents to 21 points or less in nine straight games during the middle of the season and finished the year ranked tied for third in games in which the defense held their foes to 21-or-fewer points with 12. DeMeco Ryans paced the defense with a career-high 177 tackles, four sacks and two interceptions while cornerback Brandon Boykin ranked tied



for second in the NFL with six interceptions despite playing in just 51 percent of the team's defensive snaps. Trent Cole excelled following a transition from defensive end to outside linebacker in the new 3-4 scheme, recording a team-high eight sacks. Linebacker Mychal Kendricks emerged as a playmaker, collaring 137 tackles, three interceptions and four fumble recoveries.

**2014** — The Eagles continued to build an identity as one of the offensive leaders in the NFL, but key injuries and missed opportunities late in the season left Philadelphia outside of the playoff picture after finishing second in the NFC East. En route to their second-consecutive 10-6 record, the Eagles set franchise records in points (474), touchdowns (54), completions (390), gross passing yards (4,581) and first downs (356). Offensively, Philly was paced by Pro Bowlers RB LeSean McCoy, who rushed for 1,319 yards, and WR Jeremy Maclin, who established career highs in receptions (85) and receiving yardage (1,318). Despite battling injuries throughout the year, the Eagles offensive line saw three players receive Pro Bowl nods: T Jason Peters (also earned second-team All-Pro honors), G Evan Mathis and C Jason Kelce. At the quarterback position, QB Nick Foles led the team to a 6-2 record; however, a collarbone injury sustained in a Week 9 victory derailed Foles' season and opened the door for QB Mark Sanchez, who provided quality depth at the position, setting the team record for completion percentage (64.1 pct.). Defensively, Philadelphia was led by LB Connor Barwin, who led the NFC with 14.5 sacks en route to his first-career Pro Bowl nod and second-team All-Pro honors. DE Fletcher Cox joined Barwin on the All-Pro team after continuing to develop into one of the league's most disruptive defensive linemen. The Eagles finished the season tied for second in the NFL with 49 sacks, while also notching 11 return touchdowns (four on defense, seven on special teams) - the third-highest total in NFL history. The special teams unit made a large impact in 2014, with punt returner Darren Sproles earning second-team All-Pro and Pro Bowl honors after leading the league with a 13.0 punt return average and two PR touchdowns. Rookie K Cody Parkey broke the NFL's all-time rookie scoring record with 150 points, while RB Chris Polk and WR Josh Huff each notched kickoff return scores of 100+ yards, becoming the first team to have two such returns by different players since the 1970 Green Bay Packers.

**2015** — The Eagles struggled to find consistency during the 2015 season, finishing with a 7-9 record and missing the playoffs for the second-consecutive season. After spending the majority of three seasons in Philadelphia, head coach Chip Kelly was released from his contract prior to the team's Week 17 contest against the New York Giants, and interim head coach Pat Shurmur led the team to a win in the team's season finale. Offensively in 2015, the Eagles were paced by the play of QB Sam Bradford, who was acquired by the team during the 2015 offseason as part of a trade with the St. Louis Rams. Bradford started 14 games for the Birds, setting team records in completions (346) and completion percentage (65.0%), while finishing fourth in team history in passing yards (3,725). Bradford was supported by the emergence of two young pass catchers in WR Jordan Matthews and TE Zach Ertz. Matthews led the team in receptions (85), receiving yards (997) and touchdown catches (eight), while finishing the season with the 10th-most receptions (152) in NFL history by a player in the first two seasons of his career. In his third year in Philadelphia, Ertz set career highs in both receptions (75) and receiving yards (853) and flourished at the end of season, recording 35 catches and 450 yards receiving over the final four weeks of the campaign. His 450 yards over the final four weeks of the season was the highest total in NFL history by a tight end from



McCoy



Barwin

Weeks 14-17. On the offensive line, T Jason Peters earned his third-consecutive Pro Bowl nod and his eighth-career invitation to the annual all-star game. Defensively, DE Fletcher Cox cemented his place among the league's top defensive linemen, earning his first-career Pro Bowl honors and second-team AP All-Pro accolades after posting a career high in sacks (9.5) and tackles (104). S Malcolm Jenkins continued to provide stability in the team's secondary during his second season in Philadelphia, pacing the team with 120 tackles and 15 passes defensed, while finishing behind only Cox (16.5) in tackles for loss (13). Rookie LB Jordan Hicks made an impact in his first season in the league, recording 54 tackles, three fumble recoveries, two interceptions, one forced fumble and a sack in only eight games before suffering a season-ending pectoral injury in Week 9. RB Darren Sproles earned Pro Bowl honors as a return specialist for the second-straight year after leading the league in punt return yards (446) and punt return touchdowns (two), while finishing second in punt return average (11.7).

**2016** — On January 18, 2016, Doug Pederson was named the new head coach of the Philadelphia Eagles. Prior to arriving in Philadelphia, Pederson spent the previous three seasons as the offensive coordinator for the Kansas City Chiefs. A 12-year NFL veteran, Pederson played quarterback for the Eagles in 1999 and worked on the team's coaching staff from 2009-2012. Later in the offseason, Eagles executive vice president of football operations Howie Roseman initiated a pair of trades that allowed the Eagles to move up from the 13th pick in the first round to the 2nd overall pick and select North Dakota State quarterback Carson Wentz. On September 3, QB Sam Bradford was traded to the Minnesota Vikings in exchange for a 2017 1st-round draft choice and a 2018 4th-round draft choice and Pederson named Wentz the opening-day starter. Wentz went on to set a team and all-time NFL rookie record with 379 completions, while posting franchise rookie records in pass attempts (607), passing yards (3,782), passing touchdowns (16) and completion percentage (62.4%). He also produced the 4th-most passing yards (3,782) in single-season team history and NFL rookie history. With Wentz at the helm of the offense, the team got off to a fast start, as the Eagles won their first three games and headed to their Week 4 bye with a 3-0 record. Following the bye, the Eagles dropped four of the next six games, with all four losses coming on the road. The team's two wins during that stretch came at home against the previously 5-0 Minnesota Vikings and the eventual NFC Champion Atlanta Falcons. Although the team struggled in the back half of the season, they closed out the year with back-to-back home wins against division rivals New York and Dallas. On the offensive side of the ball, TE Zach Ertz led the team in receptions (78), receiving yards (816) and receiving TDs (4). Ertz's 78 catches were the 2nd-most ever by an Eagles tight end. On defense, DT Fletcher Cox was named to his second career Pro Bowl, DE Brandon Graham earned second-team AP All-Pro honors and Jordan Hicks led all NFL LBs with a career-high 5 INTs. K Caleb Sturgis connected on the most FGs in single-season team history (35).



Roseman, Wentz, Lurie, Pederson



Cox

**2017** — During the 2017 offseason, the Eagles front office made a number of key acquisitions to bolster the roster. The team utilized free agency to add veterans like LeGarrette Blount, Nick Foles, Alshon Jeffery, Chris Long, Patrick Robinson and Torrey Smith, while also executing trades for veteran defenders Ronald Darby and Tim Jernigan. The team later traded for running back Jay Ajayi just before the NFL trade deadline in October. As a result of these personnel decisions, Eagles Executive Vice President of Football Operations Howie Roseman was named the 2017 Pro Football Writers of America Ex-

ective of the Year. After splitting the first two games of the regular-season, the Eagles hosted the New York Giants at Lincoln Financial Field in Week 3. Rookie K Jake Elliott hit a franchise record 61-yard field goal as time expired to lift the Eagles to a 27-24 win over their division rivals and kick off a nine-game win streak. During that winning streak which established the Eagles as the best team in the NFC, Philadelphia won in dominating fashion at Lincoln Financial Field (five double-digit wins at home followed the victory over the Giants) and the team was bruising and physical in road victories at the Los Angeles Chargers, Carolina and Dallas. The Eagles overcame injuries along the way, losing the likes of LB Jordan Hicks, LT Jason Peters and RB Darren Sproles. A December 3rd loss to the Seattle Seahawks sent the 10-2 Eagles to Los Angeles to play the Rams. Late in the third quarter, QB Carson Wentz limped to the sideline after throwing his NFL-leading and franchise-record 33rd touchdown pass of the season to WR Alshon Jeffery. It was later determined that Wentz had torn the anterior cruciate ligament in his left knee. Despite missing the final three games of the regular season, Wentz turned in a season for the ages, as the second-year signal caller was named second-team All-Pro by the Associated Press and earned his first career Pro Bowl nod as the NFC starting QB. Wentz also finished 3rd in MVP voting, behind Tom Brady and Todd Gurley. Nick Foles helped Philadelphia close out the victory over the Rams to clinch Philadelphia's first NFC East title since 2013. One week later, Foles tossed four touchdown passes to beat the Giants on the road and secure a first-round bye in the playoffs. A 19-10 victory over the Oakland Raiders on Christmas Night provided the Eagles with homefield advantage throughout the NFC Playoffs. The Eagles finished the regular season with 13 wins, tying for the most in a single season in franchise history. On January 13th, the Eagles hosted the Atlanta Falcons in the first playoff game at Lincoln Financial Field since 2013. With the Eagles clinging to a 15-10 lead with just over 1 minute remaining in regulation, Atlanta set up for a fourth-and-goal play from the Philadelphia 2-yard line. Falcons QB Matt Ryan sprinted right and targeted WR Julio Jones in the end zone, but CB Jalen Mills leapt high in the air to defend the pass and the ball fell incomplete. Philadelphia ran out the remainder of the clock to advance to the NFC Championship Game against the Minnesota Vikings. On a picture-perfect January 21st evening at Lincoln Financial Field, the Eagles put together a masterpiece to blow away the Vikings. A defense that peaked down the stretch of the regular season gave up a first-possession touchdown to the Vikings and then scored on an INT return for a touchdown a few minutes later. It was a dominating performance by the defense that featured two takeaways and three stops in the red zone. Meanwhile, Philadelphia's offense rolled up 456 total net yards, including 352 yards and three touchdown passes from Foles. After falling behind 7-0, the Eagles scored 38 straight points to defeat the Vikings 38-7 and advance to Super Bowl LII in Minneapolis. The Eagles met a familiar Super Bowl foe in Minnesota, as Super Bowl LII pitted Philadelphia against the New England Patriots in a rematch of the team's last Super Bowl appearance: a 21-24 loss to the Patriots in 2004. In Super Bowl LII, offense ruled the night and records were set, including the most combined yards in any NFL game (1,151) and the most combined passing yards (874) in NFL postseason history. Philadelphia found the end zone first when Foles connected with Jeffery on a 34-yard touchdown pass to take a 9-3 lead. Former Patriots RB LeGarrette Blount rumbled for



a 21-yard touchdown in the second quarter to give Philadelphia a 15-3 advantage, but New England responded to bring the score to 15-12 with just over two minutes remaining in the first half. A 55-yard pass from Foles to rookie RB Corey Clement moved the Eagles offense inside the Patriots 10-yard line and set the stage for one of



the most memorable moments in Philadelphia sports history. Following the big play to Clement, Philadelphia reached the Patriots 1-yard line and executed the now-famous "Philly Special." On fourth-and-goal, Head Coach Doug Pederson dialed up a stunner: the direct snap went to Clement, who flipped the ball to TE Trey Burton, who rolled right and tossed a pass to a wide-open Foles, who had leaked out, uncovered, into the right flat. Foles caught the pass for a touchdown that boosted Philadelphia's lead to 22-12 at the half. The score marked the first touchdown catch by a quarterback in a Super Bowl. New England opened the second-half scoring with a touchdown pass to TE Rob Gronkowski, but Foles responded by hitting Clement in the back of the end zone for a 22-yard score. New England fought back and eventually took a 33-32 lead with less than 10 minutes remaining in the fourth quarter. However, true to its 2017 form, Philadelphia showed its resiliency, as Foles and the offense orchestrated a 14-play, 75-yard scoring drive that ended when TE Zach Ertz stretched the ball over the goal line on an 11-yard reception to help the Eagles re-take the lead at 38-33. With just over two minutes left in the game, Brady took the field in hopes of leading New England to its second-straight come-from-behind Super Bowl victory, but the Philadelphia defense had other plans. On second down, DE Brandon Graham delivered the final blow of the game when he reached Brady and punched the ball loose. Rookie DE Derek Barnett recovered the fumble and Elliott kicked a 46-yard field goal with 1:10 left on the clock to give the Eagles a 41-33 lead. The kick proved to be the game's final points, as Brady's last-ditch hail mary hit the ground in the end zone and the clock struck zero. Green, white and silver confetti fell from the rafters at U.S. Bank Stadium in Minneapolis, fans packed the streets in Philadelphia and Eagles fans around the world rejoiced. The 2017 Eagles had captured the first Super Bowl title in franchise history and their first NFL Championship since 1960. Pederson became the eighth head coach in NFL history to win the Super Bowl in his first two seasons as a head coach and the seventh to win the Super Bowl in his first playoff run. Pederson became just the fourth head coach in NFL history to lead his team to a Super Bowl title following a sub-.500 record the previous season, joining Bill Walsh (1981 49ers), Dick Vermeil (1999 Rams) and Bill Belichick (2001 Patriots).



pederson became the eighth head coach in NFL history to win the Super Bowl in his first two seasons as a head coach and the seventh to win the Super Bowl in his first playoff run. Pederson became just the fourth head coach in NFL history to lead his team to a Super Bowl title following a sub-.500 record the previous season, joining Bill Walsh (1981 49ers), Dick Vermeil (1999 Rams) and Bill Belichick (2001 Patriots).

**2018** — The Philadelphia Eagles began their 2017 Super Bowl title defense with a home game against the Atlanta Falcons in the NFL's annual Thursday Night Kickoff game. The Eagles picked up where they left off in 2017 by defeating the Falcons 15-10. After missing the first two games of the season due to a knee injury sustained in 2017, starting QB Carson Wentz returned to the field in Week 3 and went on to set new single-season career highs in completion percentage (69.6) and QB rating (102.2), while throwing for 3,074 yards and 21 TDs on 401 attempts. Philadelphia struggled to find rhythm and consistency early in the year and entered its bye week at 4-4 following a win over the Jacksonville Jaguars in London in Week 8. Following the team's Week 9 bye, consecutive losses to the Cowboys and Saints dropped the Eagles to 4-6. However the team responded with back-to-back NFC East wins against the Giants and Washington to enter the last quarter of the season at 6-6. The Eagles traveled to Dallas in Week 14 with first place in the NFC East on the line, but Philadelphia was dealt two major blows as they suffered a 23-29 overtime loss to the Cowboys and later learned that Wentz would be forced out of the lineup due to a back injury. Backup quarterback Nick Foles took over the following week as the Eagles headed west to face the 11-2 Los Angeles Rams. The Rams entered the contest as the No. 3 scoring offense in the NFL, averaging 32.7 points per game, but the Eagles defense managed to hold them to



the most memorable moments in Philadelphia sports history. Following the big play to Clement, Philadelphia reached the Patriots 1-yard line and executed the now-famous "Philly Special." On fourth-and-goal, Head Coach Doug Pederson dialed up a stunner: the direct snap went to Clement, who flipped the ball to TE Trey Burton, who rolled right and tossed a pass to a wide-open Foles, who had leaked out, uncovered, into the right flat. Foles caught the pass for a touchdown that boosted Philadelphia's lead to 22-12 at the half. The score marked the first touchdown catch by a quarterback in a Super Bowl. New England opened the second-half scoring with a touchdown pass to TE Rob Gronkowski, but Foles responded by hitting Clement in the back of the end zone for a 22-yard score. New England fought back and eventually took a 33-32 lead with less than 10 minutes remaining in the fourth quarter. However, true to its 2017 form, Philadelphia showed its resiliency, as Foles and the offense orchestrated a 14-play, 75-yard scoring drive that ended when TE Zach Ertz stretched the ball over the goal line on an 11-yard reception to help the Eagles re-take the lead at 38-33. With just over two minutes left in the game, Brady took the field in hopes of leading New England to its second-straight come-from-behind Super Bowl victory, but the Philadelphia defense had other plans. On second down, DE Brandon Graham delivered the final blow of the game when he reached Brady and punched the ball loose. Rookie DE Derek Barnett recovered the fumble and Elliott kicked a 46-yard field goal with 1:10 left on the clock to give the Eagles a 41-33 lead. The kick proved to be the game's final points, as Brady's last-ditch hail mary hit the ground in the end zone and the clock struck zero. Green, white and silver confetti fell from the rafters at U.S. Bank Stadium in Minneapolis, fans packed the streets in Philadelphia and Eagles fans around the world rejoiced. The 2017 Eagles had captured the first Super Bowl title in franchise history and their first NFL Championship since 1960. Pederson became the eighth head coach in NFL history to win the Super Bowl in his first two seasons as a head coach and the seventh to win the Super Bowl in his first playoff run. Pederson became just the fourth head coach in NFL history to lead his team to a Super Bowl title following a sub-.500 record the previous season, joining Bill Walsh (1981 49ers), Dick Vermeil (1999 Rams) and Bill Belichick (2001 Patriots).

**2018** — The Philadelphia Eagles began their 2017 Super Bowl title defense with a home game against the Atlanta Falcons in the NFL's annual Thursday Night Kickoff game. The Eagles picked up where they left off in 2017 by defeating the Falcons 15-10. After missing the first two games of the season due to a knee injury sustained in 2017, starting QB Carson Wentz returned to the field in Week 3 and went on to set new single-season career highs in completion percentage (69.6) and QB rating (102.2), while throwing for 3,074 yards and 21 TDs on 401 attempts. Philadelphia struggled to find rhythm and consistency early in the year and entered its bye week at 4-4 following a win over the Jacksonville Jaguars in London in Week 8. Following the team's Week 9 bye, consecutive losses to the Cowboys and Saints dropped the Eagles to 4-6. However the team responded with back-to-back NFC East wins against the Giants and Washington to enter the last quarter of the season at 6-6. The Eagles traveled to Dallas in Week 14 with first place in the NFC East on the line, but Philadelphia was dealt two major blows as they suffered a 23-29 overtime loss to the Cowboys and later learned that Wentz would be forced out of the lineup due to a back injury. Backup quarterback Nick Foles took over the following week as the Eagles headed west to face the 11-2 Los Angeles Rams. The Rams entered the contest as the No. 3 scoring offense in the NFL, averaging 32.7 points per game, but the Eagles defense managed to hold them to



just 23 points. The Eagles offense cashed in with three rushing touchdowns and three field goals to upset Los Angeles 30-23. Philadelphia returned home in Week 16 to take on the playoff-bound Houston Texans. Foles turned in a record-breaking performance in front of the home fans as he threw for four touchdowns and a franchise-record 471 passing yards, while engineering a game-winning drive that saw kicker Jake Elliott boot a 35-yard field goal as time expired to give Philadelphia a 32-30 win. The victory over the Texans kept the Eagles' playoff hopes alive heading into Week 17 and gave them an outside shot at the final Wild Card spot in the NFC. This scenario required Philadelphia to beat division-rival Washington on the road and also have the Chicago Bears defeat the Minnesota Vikings. The Eagles handled business in Washington, shutting out Washington 24-0. The team returned to the visiting locker room at FedExField to find the Bears ahead of the Vikings in the fourth quarter. Chicago went on to defeat the Vikings 24-10 and despite a roller-coaster of a regular season, Philadelphia won five of its last six regular-season games to earn a spot in the 2018 playoffs. The Eagles traveled to face the No. 3 seeded Chicago Bears in the Wild Card Round and narrowly defeated the Bears 16-15. With time running out in regulation, Foles engineered a 12-play, 60-yard game-winning touchdown drive that was capped by a 2-yard touchdown pass to WR Golden Tate with just 56 seconds remaining in the game. While the touchdown gave the Eagles the lead, the game was not in hand until Bears kicker Cody Parkey clanked what would have been the game-winning field goal off the left upright and the crossbar. The ball crashed to the ground in the end zone and the Eagles kneeled out the clock to advance to the Divisional Round and set up a rematch with the No. 1 seeded New Orleans Saints. The matchup sent Philadelphia back to New Orleans, where it had previously suffered a 48-7 loss in Week 11. The Eagles proved that they were a different team this time around and jumped out to a 14-0 lead early in the first quarter. However, Philadelphia struggled to move the ball for the remainder of the contest and ultimately fell to the Saints 14-20. The 2018 season featured a number of impressive individual performances and five Eagles earned spots in the Pro Bowl: G Brandon Brooks, DT Fletcher Cox, TE Zach Ertz, S Malcolm Jenkins and T Lane Johnson. Ertz set a single-season NFL record for receptions by a TE (116), surpassing the previous mark of 110 set by Jason Witten in 2012. Ertz's 116 receptions also set a new Eagles' single-season record and ranked 2nd in the NFL in 2018, trailing only Saints WR Michael Thomas (125). Cox led the team with a career-high 10.5 sacks, marking the most sacks by an Eagles DT since Andy Harmon in 1995 (11.0). Wentz ranked 3rd in the NFL with a team-record 69.6 (279-of-401) completion percentage, trailing only Saints QB Drew Brees (74.4%) and Vikings QB Kirk Cousins (70.1%) (min. 400 attempts). Wentz also registered a career-high 102.2 passer rating. In addition to the team's five Pro Bowlers, Cox and C Jason Kelce were named first-team All-Pro by the Associated Press.

**2019** — The Philadelphia Eagles opened the 2019 season at home against Washington and found themselves down 17-0 early in the second quarter after a slow start. Behind a 313-yard and three TD performance from QB Carson Wentz, including two 50+ yard TD passes to WR DeSean Jackson, who reunited with Philadelphia in the offseason after stints in Washington and Tampa Bay, the Eagles rallied back. They would go on to score 25-unanswered points in the second half to defeat Washington 32-27. Losing their next two games against Atlanta and Detroit, the 1-2 Eagles traveled to Green Bay for a Thursday Night Football matchup against the 3-0 Packers. In Green Bay, Philadelphia gained 176 yards on the ground and sealed a 34-27 victory when LB Nigel Bradham intercepted Packers QB Aaron Rodgers in the endzone with 28 seconds remaining in regulation. The following week, in a 31-6 win over the Jets, the Eagles became the first team in NFL history to record 10+ sacks, a fumble recovery TD and an INT TD in the same game, led by a career-high 3.0 sacks from DE Brandon Graham. Philadelphia stood at 3-2 and tied for first place in the NFC East as they faced a three-game road



trip against Minnesota, Dallas and Buffalo. After dropping the first two games of the road trip, the Eagles traveled to Buffalo to face the 5-1 Bills. With a season-high 218 rushing yards and rushing TDs from Miles Sanders, Jordan Howard and Boston Scott, the Eagles defeated the Bills 31-13. After a stellar performance in Buffalo, the Eagles returned home to host the Chicago Bears. The defense showed up once again, this time allowing only nine first half yards to the Bears, marking the 9th-fewest yards allowed by an NFL team in the first half of a game since at least 2000. The Eagles defeated the Bears 22-14 and headed into their bye week at 5-4. Following the bye, three straight losses against New England, Seattle and Miami left the Eagles at 5-7. Despite their record, the Eagles still controlled their own playoff destiny with four games remaining against NFC East opponents. The route to an NFC East title and playoff berth was straightforward: win-out. The first of the four must-win games was a home contest against the Giants on Monday Night Football. Trailing 17-3 at halftime, the Eagles mounted a furious comeback. Philadelphia's defense shut the Giants out the rest of the way. Down seven points with 8:10 remaining, the Eagles marched from their own 15-yard line to the Giants 2-yard line, eating up clock along the way. Wentz capped off the game-tying drive with a 2-yard TD throw to TE Zach Ertz. In overtime, the Eagles received the ball first and never relinquished possession. Another 2-yard TD from Wentz to Ertz completed the comeback and sealed the victory. The following week, the Eagles and Washington squared off at FedExField. In a game with nine lead changes, Philadelphia found themselves down by three with under five minutes left, when for the second consecutive week, Wentz marched his team down the field late in the game. This time, Wentz completed 8-of-8 attempts for 70 yards and sealed the win with a 4-yard TD pass to WR Greg Ward with 26 seconds remaining in regulation. In the victory, Sanders had a record setting performance, scoring a rushing TD and receiving TD, achieving single-game career-highs in scrimmage yards (172) and rushing yards (122), and establishing new Eagles single-season rookie records in both categories (1,120 scrimmage yards and 687 rushing yards). In Week 16, the Eagles and Cowboys met at Lincoln Financial Field for a matchup with playoff implications. If Dallas won, they would clinch the NFC East and eliminate the Eagles from playoff contention. However, an Eagles win would keep Philadelphia's playoff hopes alive and set up a Week 17 'win-and-in' scenario. The Eagles jumped out to an early 10-point lead with a field goal by K Jake Elliott and a TD by TE Dallas Goedert. Goedert would go on to lead the Eagles passing attack with a career-high 9 catches for 91 yards. Two second-quarter field goals by the Cowboys cut into the Eagles lead. With the score at 10-6, a late third quarter TD by Sanders, who finished with 156 scrimmage yards in the game, extended Philadelphia's lead to 17-6. The Eagles would continue their stout defensive performance, surrendering just one more field goal in the game and keeping the NFL's No. 1 ranked offense out of the end zone, en route to a 17-9 victory. The victory over Dallas formed two Week 17 scenarios for Philadelphia to clinch the NFC East and earn a playoff berth: a victory at MetLife Stadium against the Giants, or a Cowboys loss to Washington. Through three quarters of the game, each time Philadelphia took the lead, the Giants answered. With the game tied 17-17 in the fourth quarter, Boston Scott ran in his second and third touchdowns of the game and Philadelphia scored 17-unanswered points to win 34-17 and wrap up the NFC East title. The victory over the Giants set up a Wild Card Weekend matchup between the Eagles and Seahawks at Lincoln Financial Field. The game would mark the first-ever playoff meeting between the two teams. Due to a first-quarter head injury to Wentz, Eagles backup QB and 17-year veteran Josh McCown took the ball under center the rest of the way. Under his direction, the Eagles marched down the field on numerous occasions, but were unable reach the end zone. Philadelphia scored 9 points off the foot of Jake Elliott, but it wasn't enough, as they ultimately fell to the Seahawks 9-17.

**2020** — The Eagles relieved head coach Doug Pederson of his duties following a disappointing 4-11-1 campaign. Marred by injuries, Philadelphia used 14 different starting offensive line combinations throughout the year, with C Jason Kelce, who earned his fourth career Pro Bowl, being the one constant in the trenches. RB Miles Sanders ranked fourth among NFL running backs with a 5.3 rushing average and became the first player since 2012 to record three rushing plays of 70-plus-yards in the same season. Defensively, the

Eagles totaled the third-most sacks (49) in the NFL. DE Brandon Graham led the team with 8.0 sacks and was named to his first Pro Bowl appearance, while DT Fletcher Cox secured his sixth consecutive Pro Bowl honor. Rookie QB Jalen Hurts replaced QB Carson Wentz in the second half of a Week 13 matchup at Green Bay and remained the starting quarterback for the final four games of the regular season. In Week 14 vs. New Orleans, Hurts led the Eagles to a 24-21 victory over the 10-2 Saints in his first career start, joining Ron Jaworski as the only quarterbacks in NFL history to beat a team on a 9-plus-game winning streak in their starting debut. In Week 15 at Arizona, Hurts posted the most offensive touchdowns (4) and passing touchdowns (3, tied) in Eagles rookie history. He then threw for a career-best 342 yards at Dallas in Week 16, including an 81-yard touchdown to DeSean Jackson - the longest passing touchdown by an Eagles rookie since Davey O'Brien in 1939.



**2021** — The Eagles hired first-year head coach Nick Sirianni during the 2021 offseason and came out firing to open the season at Atlanta. Behind a 264-yard and three-TD performance by QB Jalen Hurts, Philadelphia scored 25-unanswered points to win 32-6. After dropping three in a row to San Francisco, Dallas and Kansas City, the Eagles bounced back with a 21-18 victory in Week 5 against Carolina, when Jalen Hurts engineered his first career fourth quarter comeback. After two additional losses dropped the Eagles' record to 2-5, Philadelphia got a much-needed 44-6 win at Detroit in Week 8. In a game that would turn the season around, the Eagles found their identity on the ground with RB Boston Scott and RB Jordan Howard leading the way for 236 rushing yards and four TDs. Darius Slay also got into the action, recording a 33-yard fumble recovery TD, his first of three defensive TDs on the season, which led the NFL. After a loss to the L.A. Chargers in the final seconds in Week 9, the Eagles posted back-to-back wins against Denver and New Orleans to bring their record to 5-6. With another 216 yards on the ground, the Eagles got by the Broncos in a 30-13 win. Philadelphia then posted a season-high 241 rushing yards, including three TDs from Hurts and 94 yards from RB Miles Sanders, to cruise by New Orleans 40-29. After a Week 12 loss to the Giants, Philadelphia righted the ship the next week with a 33-18 win against the Jets. With Jalen Hurts injured, QB Gardner Minshew stepped up and posted 242 yards and two TDs on 20-of-25 passing. He was helped by a career highs in receiving yards by TE Dallas Goedert (105) and rushing yards by Miles Sanders (120). Even with the bye week coming up, the win in New York proved to be jumping board for a four-game winning streak by the Eagles. The Eagles would get back to a 7-7 record after posting their seventh-consecutive game with 175-plus yards rushing in Week 15 against Washington, becoming the first NFL team to accomplish that feat since the 1985 Chicago Bears.



After beating the Giants 34-10 in Week 16, Philadelphia had the chance to clinch a playoff spot with a win in Week 17 against Washington, a San Francisco win and a loss from the Minnesota. In a game that was not decided until the end, the Eagles made big plays when they needed them most. Boston Scott had his second multi-TD game of the year, breaking through from two yards and one yard, and Jake Elliott came up clutch with two late field goals to give the Eagles the lead. The game still was not decided until a late interception by S Rodney McLeod off of Washington QB Taylor Heinicke with 30 seconds remaining. With San Francisco winning their game and Minnesota losing to Green Bay, the win clinched a playoff berth for Philadelphia. Nick Sirianni became just the third Eagles rookie head coach to clinch a playoff spot in his first season and the second NFL rookie head coach to lead his

team to a winning record and a playoff spot after a 2-5 start, joining Frank Reich with the Colts in 2018. A Week 18 loss to Dallas followed their trip to Washington, where DeVonta Smith broke the franchise rookie record for receiving yards in a season (916), previously held by DeSean Jackson (912 in 2008). The Eagles then lost their NFC Wild Card Playoff matchup against the defending Super Bowl Champions Tampa Bay, 31-15. The 2021 season offered many impressive feats by both the team and individuals. The Eagles second-half turnaround that was fueled by a powerful running game helped set team records in rushing yards (2,715), rushing TDs (25) and third-down conversion rate (45.7 pct.). Jalen Hurts also set the franchise record for rushing TDs by a QB in a season (10) and led all NFL QBs in rushing yards (784). Philadelphia sent C Jason Kelce, DT Javon Hargrave, DE Josh Sweat, CB Darius Slay and K Jake Elliott to the Pro Bowl, with Elliott, Hargrave and Sweat earning those honors for the first time. Both Hargrave and Sweat led the team in sacks (7.5) for the season, which were career highs for both. Elliott also had a career-year, hitting on a franchise-record 90.9 percent (30-of-33) of his FGs and all 44 of his PATs for a career-high 136 total points. The Eagles also had two players name to the All-Pro team by the Associated Press in Jason Kelce and Lane Johnson.



# YEAR-BY-YEAR STATISTICS



[FRONT OFFICE & COACHING STAFF](#)

[PLAYER BIOS](#)

[2021 EAGLES STATISTICS](#)

[RECORD BOOK](#)

[ALL-TIME RESULTS](#)

[ALL-TIME ROSTERS](#)

[HONORS & HISTORY](#)

[YEAR-BY-YEAR STATISTICS](#)

[OFF THE FIELD](#)



SCHEDULE & RESULTS (9-8) table with columns for game number, date, location, and score.

TEAM STATS table with columns for Eagles and Opp statistics across various categories like First Downs, Rushing, Passing, etc.

Passing statistics table with columns: Att, Cmp, Yds, Cmp%, Y/A, TD, TD%, Int, Int%, Lg, Sk/Lost, Rat.

Scoring statistics table with columns: TD, Ru, Pa, Rt, PAT, FG, 2Pt, Pts for Eagles and Opponents.

Summary statistics table with columns: TD, TD%, Int, Int%, Lg, Sk/Lost, Rat for Eagles and Opponents.

INTs (Interceptions) table with columns: No., Yds, Avg, Lg, TD for Eagles and Opponents.

Sacks: J. Hargrave 7.5, J. Sweat 7.5, F. Cox 3.5, D. Barnett 2.0, H. Ridgeway 2.0, M. Williams 2.0, G. Avery 1.0, T. Edwards 1.0, Ta. Jackson 1.0, J. Scott 1.0, A. Maddox 0.5

Fumbles Lost: J. Hurts 2, K. Gainwell 1, M. Sanders 1, B. Scott 1, D. Smith 1 Total: 6

2-Pt. Conversions: Eagles: 5/6, Opponents: 1/4

Rushing statistics table with columns: No., Yds, Avg, Lg, TD for Eagles and Opponents.

Punting statistics table with columns: No, Yds, Avg, Net, TB, In, Lg, B for Eagles and Opponents.

Receiving statistics table with columns: No., Yds, Avg, Lg, TD for Eagles and Opponents.

Punt Returns statistics table with columns: Ret, FC, Yds, Avg, Lg, TD for Eagles and Opponents.

Kickoff Returns statistics table with columns: No., Yds, Avg, Lg, TD for Eagles and Opponents.

Field Goals statistics table with columns: 1-19, 20-29, 30-39, 40-49, 50+ for Eagles and Opponents.

Elliott: (43G) (45G, 47B) () (29G, 25G, 31G) (30G, 58G) (46N) () (43G, 26G, 41G) (24G) (30G, 52G, 23G) (50G, 37G, 33G, 47G) () (31G, 32G, 43G, 46G) (20G, 37G) (41N, 22G, 37G) (42G, 41G) (38G, 40G) Opponents: (21G, 27G) (46G) () () (48G, 43G, 50G) () (28G, 39G) (47N) (30G, 29G) (21G, 22B, 28G) (28G) (35G, 51N, 39G) () (22G) (54G) (31G, 39G, 55G) (48G)





SCHEDULE & RESULTS (4-11-1)				
S-13	L	17-27	at Washington	---
S-20	L	19-37	L.A. Rams	---
S-27	T	23-23	Cincinnati	---
O-04	W	25-20	at San Francisco	---
O-11	L	29-38	at Pittsburgh	4,708
O-18	L	28-30	Baltimore	---
O-22	W	22-21	New York Giants	---
N-01	W	23-9	Dallas	---
N-15	L	17-27	at New York Giants	---
N-22	L	17-22	at Cleveland	11,133
N-30	L	17-23	Seattle	---
D-06	L	16-30	at Green Bay	---
D-13	W	24-21	New Orleans	---
D-20	L	26-33	at Arizona	---
D-27	L	17-37	at Dallas	30,131
J-03	L	14-20	Washington	---

TEAM STATS	EAGLES	OPP
<b>Total First Downs</b>	<b>336</b>	<b>340</b>
Rushing	114	98
Passing	177	209
Penalty	45	33
<b>3rd Down: Made/Att</b>	<b>82/220</b>	<b>80/211</b>
3rd Down Pct.	37.3%	37.9%
<b>4th Down: Made/Att</b>	<b>15/35</b>	<b>7/18</b>
4th Down Pct.	42.9%	38.9%
<b>Possession Avg.</b>	<b>28:58</b>	<b>31:02</b>
<b>Total Net Yards</b>	<b>5354</b>	<b>5810</b>
Avg. Per Game	334.6	363.1
Total Plays	1066	1060
Avg. Per Play	5.0	5.5
<b>Net Yards Rushing</b>	<b>2027</b>	<b>2012</b>
Avg. Per Game	126.7	125.8
Total Rushes	403	481
<b>Net Yards Passing</b>	<b>3327</b>	<b>3798</b>
Avg. Per Game	207.9	237.4
Sacked/Yards Lost	65/401	49/324
Gross Yards	3728	4122
Attempts/Completions	598/334	530/364
Completion Pct.	55.9%	68.7%
Had Intercepted	20	8
<b>Punts/Average</b>	<b>74/45.9</b>	<b>71/46.1</b>
<b>Net Punting Avg.</b>	<b>40.6</b>	<b>42</b>
<b>Penalties/Yards</b>	<b>107/853</b>	<b>112/1036</b>
<b>Fumbles/Ball Lost</b>	<b>31/9</b>	<b>21/11</b>
<b>Touchdowns</b>	<b>42</b>	<b>48</b>
Rushing	16	20
Passing	22	27
Returns	4	1

Score By Periods	Q1	Q2	Q3	Q4	OT	Pts
Eagles	62	103	58	111	0	334
Opponents	88	119	97	114	0	418

Passing	Att	Cmp	Yds	Cmp%	Y/A	TD	TD%	Int	Int%	Lg	Sk/Lost	Rat
C.Wentz	437	251	2620	57.4%	6.0	16	3.7%	15	3.4%	59	50/326	72.8
J.Hurts	148	77	1061	52.0%	7.2	6	4.1%	4	2.7%	81t	13/59	77.5
N.Sudfeld	12	5	32	41.7%	2.7	0	0.0%	1	8.3%	10	2/16	14.6
G.Ward	1	1	15	100.0%	15.0	0	0.0%	0	0.0%	15	0/0	118.8
<b>Eagles</b>	<b>598</b>	<b>334</b>	<b>3728</b>	<b>55.9%</b>	<b>6.2</b>	<b>22</b>	<b>3.7%</b>	<b>20</b>	<b>3.3%</b>	<b>81t</b>	<b>65/401</b>	<b>72.9</b>
<b>Opponents</b>	<b>530</b>	<b>364</b>	<b>4122</b>	<b>68.7%</b>	<b>7.8</b>	<b>27</b>	<b>5.1%</b>	<b>8</b>	<b>1.5%</b>	<b>69</b>	<b>49/324</b>	<b>102.4</b>

Scoring	TD	Ru	Pa	Rt	PAT	FG	2Pt	Pts
J.Elliott	0	0	0	0	24/26	14/19	0	66
M.Sanders	6	6	0	0			2	40
G.Ward	6	0	6	0			1	38
C.Wentz	5	5	0	0			0	30
T.Fulgham	4	0	4	0			0	24
J.Hurts	3	3	0	0			0	18
D.Goedert	3	0	3	0			0	18
J.Reagor	2	0	1	1			1	14
B.Scott	2	1	1	0			0	12
R.Rodgers	2	0	2	0			0	12
Z.Ertz	1	0	1	0			1	8
Arcega-Whiteside	1	0	0	1			1	8
Q.Watkins	1	0	1	0			0	6
J.Croom	1	0	1	0			0	6
C.Clement	1	1	0	0			0	6
A.Singleton	1	0	0	1			0	6
D.Jackson	1	0	1	0			0	6
R.McLeod	1	0	0	1			0	6
A.Jeffery	1	0	1	0			0	6
J.Hightower	0	0	0	0			1	2
<b>Eagles</b>	<b>42</b>	<b>16</b>	<b>22</b>	<b>4</b>	<b>24/26</b>	<b>14/19</b>	<b>7</b>	<b>334</b>
<b>Opponents</b>	<b>48</b>	<b>20</b>	<b>27</b>	<b>1</b>	<b>45/47</b>	<b>27/32</b>	<b>0</b>	<b>418</b>

**2-Pt. Conversions:** Eagles: 7/16, Opponents: 0/1

Rushing	No.	Yds	Avg	Lg	TD
M.Sanders	164	867	5.3	82t	6
B.Scott	80	374	4.7	56t	1
J.Hurts	63	354	5.6	24	3
C.Wentz	52	276	5.3	40	5
C.Clement	21	75	3.6	7	1
J.Howard	7	27	3.9	11	0
J.Reagor	4	26	6.5	19	0
J.Huntley	5	19	3.8	10	0
N.Sudfeld	2	12	6.0	12	0
D.Jackson	1	12	12.0	12	0
J.Hightower	1	1	1.0	1	0
Z.Ertz	0	0	0.0	0	0
G.Ward	2	-4	-2.0	2	0
A.Killins	1	-12	-12.0	-12	0
<b>Eagles</b>	<b>403</b>	<b>2027</b>	<b>5.0</b>	<b>82t</b>	<b>16</b>
<b>Opponents</b>	<b>481</b>	<b>2012</b>	<b>4.2</b>	<b>80</b>	<b>20</b>

Receiving	No.	Yds	Avg	Lg	TD
G.Ward	53	419	7.9	32t	6
D.Goedert	46	524	11.4	41	3
T.Fulgham	38	539	14.2	42t	4
Z.Ertz	36	335	9.3	42	1
J.Reagor	31	396	12.8	55	1
M.Sanders	28	197	7.0	28	0
B.Scott	25	212	8.5	18t	1
R.Rodgers	24	345	14.4	33t	2
D.Jackson	14	236	16.9	81t	1
J.Hightower	10	167	16.7	59	0
Q.Watkins	7	106	15.1	43	1
A.Jeffery	6	115	19.2	39	1
C.Clement	5	25	5.0	12	0
J.Arcega-Whiteside	4	85	21.3	37	0
D.Burnett	3	19	6.3	10	0
J.Croom	1	3	3.0	3t	1
J.Hurts	1	3	3.0	3	0
A.Killins	1	2	2.0	2	0
J.Huntley	1	0	0.0	0	0
H.Butler	0	0	0.0	0	0
<b>Eagles</b>	<b>334</b>	<b>3728</b>	<b>11.2</b>	<b>81t</b>	<b>22</b>
<b>Opponents</b>	<b>364</b>	<b>4122</b>	<b>11.3</b>	<b>69</b>	<b>27</b>

INTs	No.	Yds	Avg	Lg	TD
M.Epps	2	0	0.0	0	0
A.Singleton	1	30	30.0	30t	1
D.Slay	1	25	25.0	25	0
R.McLeod	1	21	21.0	21	0
T.Edwards	1	13	13.0	13	0
D.Riley	1	7	7.0	7	0
J.Mills	1	5	5.0	5	0
<b>Eagles</b>	<b>8</b>	<b>101</b>	<b>12.6</b>	<b>30t</b>	<b>1</b>
<b>Opponents</b>	<b>20</b>	<b>132</b>	<b>6.6</b>	<b>50t</b>	<b>1</b>

Sacks	Player	Yds	Opponent
B.Graham	8.0		F.Cox 6.5, J.Sweat 6.0, D.Barnett 5.5, J.Hargrave 4.5, V.Curry 3.0, M.Jackson 2.5, T.Edwards 2.0, A.Singleton 2.0, J.Mills 1.5, G.Avery 1.5, M.Jacquet 1.0, H.Ridgeway 1.0, N.Gerry 1.0, R.Williams 1.0, C.LeBlanc 1.0, T.McGill 0.5, D.Riley 0.5, <b>Eagles: 49.0, Opponents: 65.0</b>

**Fumbles Lost:** C.Wentz 4, M.Sanders 2, J.Hurts 2, N.Sudfeld 1 **Total: 9**  
**Opponent Fumble Recoveries:** R.McLeod 2, A.Singleton 2, C.LeBlanc 1, J.Hargrave 1, K.Wallace 1, V.Curry 1, M.Jackson 1, N.Robey 1, B.Graham 1 **Total: 11**

Punting	No	Yds	Avg	Net	TB	In	Lg	B
C.Johnston	71	3318	46.7	40.6	6	26	66	1
J.Elliott	2	77	38.5	38.5	0	1	42	0
<b>Eagles</b>	<b>74</b>	<b>3395</b>	<b>45.9</b>	<b>40.6</b>	<b>6</b>	<b>27</b>	<b>66</b>	<b>1</b>
<b>Opponents</b>	<b>71</b>	<b>3271</b>	<b>46.1</b>	<b>42.0</b>	<b>3</b>	<b>28</b>	<b>71</b>	<b>0</b>

Punt Returns	Ret	FC	Yds	Avg	Lg	TD
G.Ward	21	22	134	6.4	22	0
J.Reagor	4	4	94	23.5	73t	1
D.Jackson	1	1	2	2.0	2	0
<b>Eagles</b>	<b>26</b>	<b>27</b>	<b>230</b>	<b>8.8</b>	<b>73t</b>	<b>1</b>
<b>Opponents</b>	<b>43</b>	<b>13</b>	<b>274</b>	<b>6.4</b>	<b>20</b>	<b>0</b>

Kickoff Returns	No.	Yds	Avg	Lg	TD
B.Scott	28	590	21.1	46	0
J.Huntley	2	36	18.0	20	0
C.Clement	1	22	22.0	22	0
<b>Eagles</b>	<b>31</b>	<b>648</b>	<b>20.9</b>	<b>46</b>	<b>0</b>
<b>Opponents</b>	<b>26</b>	<b>581</b>	<b>22.3</b>	<b>37</b>	<b>0</b>

Field Goals	1-19	20-29	30-39	40-49	50+
J.Elliott	0/0	1/3	6/6	5/5	2/5
<b>Eagles</b>	<b>0/0</b>	<b>1/3</b>	<b>6/6</b>	<b>5/5</b>	<b>2/5</b>
<b>Opponents</b>	<b>0/0</b>	<b>4/4</b>	<b>7/7</b>	<b>14/17</b>	<b>2/4</b>

Elliott	(38G, 53SH) (38G, 33G) (27G, 42G, 54G) (35G) (57WR) (52WR) (31G, 29WL) () (40G) (43G) (42G) (52G) (44G, 22LU) () (38G) ()
---------	---



SCHEDULE & RESULTS (9-7)
Table with columns: Date, Day, Time, Location, Score. Rows include S-08, S-15, S-22, S-26, O-06, O-13, O-20, O-27, N-03, N-17, N-24, D-01, D-09, D-15, D-22, D-29, NFC WILD CARD PLAYOFF, J-05.

TEAM STATS
Table with columns: Category, EAGLES, OPP. Rows include Total First Downs, Rushing, Passing, Penalty, 3rd Down: Made/Att, 4th Down: Made/Att, Possession Avg, Total Net Yards, Net Yards Rushing, Net Yards Passing, Touchdowns, Score By Periods.

Passing
Table with columns: Player, Att, Cmp, Yds, Cmp%, Y/A, TD, TD%, Int, Int%, Lg, Sk/Lost, Rat. Rows include C.Wentz, J.McCown, J.Elliott, Eagles, Opponents.

Scoring
Table with columns: Player, TD, Ru, Pa, Rt, PAT, FG, 2Pt, Pts. Rows include J.Elliott, J.Howard, Z.Ertz, M.Sanders, D.Goedert, B.Scott, A.Jeffery, N.Agholor, D.Jackson, O.Scandrick, N.Bradham, C.Wentz, N.Gerry, G.Ward, J.Perkins, Arcega-Whiteside, D.Sproles, Eagles, Opponents.

2-Pt. Conversions: Eagles: 4/7, Opponents: 2/4

Rushing
Table with columns: Player, No., Yds, Avg, Lg, TD. Rows include M.Sanders, J.Howard, B.Scott, C.Wentz, D.Sproles, J.Ajayi, N.Agholor, G.Ward, A.Jeffery, J.McCown, Eagles, Opponents.

Receiving
Table with columns: Player, No., Yds, Avg, Lg, TD. Rows include Z.Ertz, D.Goedert, M.Sanders, A.Jeffery, N.Agholor, G.Ward, B.Scott, J.Arcega-Whiteside, M.Hollins, J.Howard, D.Jackson, J.Perkins, D.Sproles, J.Matthews, D.Burnett, R.Davis, J.Ajayi, Eagles, Opponents.

INTs
Table with columns: Player, No., Yds, Avg, Lg, TD. Rows include N.Gerry, R.McLeod, R.Darby, S.Jones, N.Bradham, A.Sendejo, J.Mills, A.Maddox, Eagles, Opponents.

Sacks: B.Graham 8.5, D.Barnett 6.5, V.Curry 5.0, J.Sweat 4.0, F.Cox 3.5, N.Gerry 2.5, M.Jenkins 2.5, T.Jernigan 2.0, H.Ridgeway 2.0, O.Scandrick 2.0, D.Hall 1.0, A.Maddox 1.0, A. Sendejo 1.0, R. McLeod 1.0, G.Avery 0.5, Eagles: 43.0, Opponents: 37.0

Fumbles Lost: C.Wentz 7, C.Clement 2, D.Goedert 2, B.Scott 1, M.Sanders 1, Z.Ertz 1, N.Agholor 1 Total: 15

Opponent Fumble Recoveries: B.Graham 2, N.Bradham 1, F.Cox 1, K.Grugier-Hill 1, D.Riley 1, N.Gerry 1, O.Scandrick 1, M.Jenkins 1 Total: 9

Punting
Table with columns: Player, No, Yds, Avg, Net, TB, In, Lg, B. Rows include C.Johnston, Eagles, Opponents.

Punt Returns
Table with columns: Player, Ret, FC, Yds, Avg, Lg, TD. Rows include D.Sproles, G.Ward, B.Scott, N.Agholor, C.Clement, Eagles, Opponents.

Kickoff Returns
Table with columns: Player, No., Yds, Avg, Lg, TD. Rows include M.Sanders, B.Scott, C.Clement, N.Gerry, D.Goedert, Eagles, Opponents.

Field Goals
Table with columns: Player, 1-19, 20-29, 30-39, 40-49, 50+. Rows include J.Elliott, Eagles, Opponents.

Elliott: (22G) (34G, 41G) (25G) () (28G) (53G, 40G) (38G) (37G) (28G, 28G, 38G) (42G) (28G) (48G, 43G, 49WL, 37G) (34G, 47WL) (25G) (36G, 53WR, 55WL) (31G, 50G) Opponents: (41G, 48G) (50G, 50WL) (25G, 33G, 46B) (30G, 31G) (55WR) (39G) (26G, 63G, 29G) (53WR) () (35G, 22G, 39G) (24G) (51G) (34G) (53G, 43G) (49G, 32G, 49G) (37G)



SCHEDULE & RESULTS (9-7)					
S-06	W	18-12	Atlanta	69,696	
S-16	L	21-27	at Tampa Bay	56,552	
S-23	W	20-16	Indianapolis	69,696	
S-30	L	23-26	at Tennessee (OT)	69,013	
O-07	L	21-23	Minnesota	69,696	
O-11	W	34-13	at New York Giants	77,167	
O-21	L	17-21	Carolina	69,696	
O-28	W	24-18	at Jacksonville (Lon.)	85,870	
N-11	L	20-27	Dallas	69,696	
N-18	L	7-48	at New Orleans	73,042	
N-25	W	25-22	New York Giants	69,696	
D-03	W	28-13	Washington	69,696	
D-09	L	23-29	at Dallas (OT)	93,127	
D-16	W	30-23	at L.A. Rams	74,210	
D-23	W	32-30	Houston	69,696	
D-30	W	24-0	at Washington	63,188	
NFC WILD CARD PLAYOFF					
J-06	W	16-15	at Chicago	62,462	
NFC DIVISIONAL PLAYOFF					
J-13	L	14-20	at New Orleans	73,027	

**TEAM STATS** **EAGLES** **OPP**

<b>Total First Downs</b>	<b>346</b>	<b>308</b>
Rushing	94	71
Passing	221	215
Penalty	31	22
<b>3rd Down: Made/Att</b>	<b>84/205</b>	<b>71/201</b>
3rd Down Pct.	41.0%	35.3%
<b>4th Down: Made/Att</b>	<b>14/23</b>	<b>11/19</b>
4th Down Pct.	60.9%	57.9%
<b>Possession Avg.</b>	<b>32:03</b>	<b>27:57</b>
<b>Total Net Yards</b>	<b>5845</b>	<b>5859</b>
Avg. Per Game	365.3	366.2
Total Plays	1037	1002
Avg. Per Play	5.6	5.8
<b>Net Yards Rushing</b>	<b>1570</b>	<b>1551</b>
Avg. Per Game	98.1	96.9
Total Rushes	398	332
<b>Net Yards Passing</b>	<b>4275</b>	<b>4308</b>
Avg. Per Game	267.2	269.3
Sacked/Yards Lost	40/249	44/311
Gross Yards	4524	4619
Attempts/Completions	599/422	626/417
Completion Pct.	70.5%	66.6%
Had Intercepted	11	10
<b>Punts/Average</b>	<b>61/48.1</b>	<b>65/46.1</b>
<b>Net Punting Avg.</b>	<b>42.7</b>	<b>42.2</b>
<b>Penalties/Yards</b>	<b>100/852</b>	<b>115/995</b>
<b>Fumbles/Ball Lost</b>	<b>29/12</b>	<b>22/7</b>
<b>Touchdowns</b>	<b>41</b>	<b>37</b>
Rushing	12	14
Passing	29	22
Returns	0	1

<b>Score By Periods</b>	<b>Q1</b>	<b>Q2</b>	<b>Q3</b>	<b>Q4</b>	<b>OT</b>	<b>Pts</b>
Eagles	41	107	101	115	3	367
Opponents	61	108	53	114	12	348

<b>Passing</b>	<b>Att</b>	<b>Cmp</b>	<b>Yds</b>	<b>Cmp%</b>	<b>Y/A</b>
C.Wentz	401	279	3074	69.6%	7.7
N.Foles	195	141	1413	72.3%	7.2
N.Sudfeld	2	1	22	50.0%	11.0
N.Agholor	1	1	15	100.0%	15.0
<b>Eagles</b>	<b>599</b>	<b>422</b>	<b>4524</b>	<b>70.5%</b>	<b>7.6</b>
<b>Opponents</b>	<b>626</b>	<b>417</b>	<b>4619</b>	<b>66.6%</b>	<b>7.4</b>

<b>Scoring</b>	<b>TD</b>	<b>Ru</b>	<b>Pa</b>	<b>Rt</b>	<b>PAT</b>	<b>FG</b>	<b>2Pt</b>	<b>Pts</b>
J.Elliott	0	0	0	0	33/35	26/31	0	111
Z.Ertz	8	0	8	0			0	48
A.Jeffery	6	0	6	0			0	36
W.Smallwood	5	3	2	0			1	32
N.Agholor	4	0	4	0			0	24
D.Goedert	4	0	4	0			0	24
J.Adams	3	3	0	0			1	20
J.Ajayi	3	3	0	0			1	20
D.Sproles	3	1	2	0			0	18
C.Clement	2	2	0	0			1	14
J.Matthews	2	0	2	0			0	12
G.Tate	1	0	1	0			1	8
<b>Eagles</b>	<b>41</b>	<b>12</b>	<b>29</b>	<b>0</b>	<b>33/35</b>	<b>26/31</b>	<b>5</b>	<b>367</b>
<b>Opponents</b>	<b>37</b>	<b>14</b>	<b>22</b>	<b>1</b>	<b>28/32</b>	<b>32/37</b>	<b>1</b>	<b>348</b>

**2-Pt. Conversions:** Eagles 5/6, Opponents: 1/3

<b>Rushing</b>	<b>No.</b>	<b>Yds</b>	<b>Avg</b>	<b>Lg</b>	<b>TD</b>
J.Adams	120	511	4.3	29	3
W.Smallwood	87	364	4.2	15	3
C.Clement	68	259	3.8	32	2
J.Ajayi	45	184	4.1	20	3
D.Sproles	29	120	4.1	17	1
C.Wentz	34	93	2.7	13	0
N.Agholor	3	32	10.7	16	0
N.Foles	9	17	1.9	4	0
N.Sudfeld	2	-2	-1.0	-1	0
G.Tate	1	-8	-8.0	-8	0
<b>Eagles</b>	<b>398</b>	<b>1570</b>	<b>3.9</b>	<b>32</b>	<b>12</b>
<b>Opponents</b>	<b>332</b>	<b>1551</b>	<b>4.7</b>	<b>90t</b>	<b>14</b>

<b>Receiving</b>	<b>No.</b>	<b>Yds</b>	<b>Avg</b>	<b>Lg</b>	<b>TD</b>
Z.Ertz	116	1163	10.0	34	8
A.Jeffery	65	843	13.0	52	6
N.Agholor	64	736	11.5	83t	4
D.Goedert	33	334	10.1	32t	4
G.Tate	30	278	9.3	32	1
W.Smallwood	28	230	8.2	36t	2
C.Clement	22	192	8.7	23	0
J.Matthews	20	300	15.0	56t	2
D.Sproles	15	160	10.7	37t	2
J.Adams	7	58	8.3	13	0
K.Aiken	6	53	8.8	18	0
J.Perkins	5	67	13.4	30	0
J.Ajayi	5	20	4.0	12	0
D.Carter	2	21	10.5	11	0
S.Gibson	1	48	48.0	48	0
N.Foles	1	10	10.0	15	0
R.Rodgers	1	7	7.0	7	0
C.Wentz	1	4	4.0	4	0
M.Wallace	0	0	0.0	0	0
<b>Eagles</b>	<b>422</b>	<b>4524</b>	<b>10.7</b>	<b>83t</b>	<b>29</b>
<b>Opponents</b>	<b>417</b>	<b>4619</b>	<b>11.1</b>	<b>75t</b>	<b>22</b>

<b>TD</b>	<b>TD%</b>	<b>Int</b>	<b>Int%</b>	<b>Lg</b>	<b>Sk/Lost</b>	<b>Rat</b>
21	5.2%	7	1.7%	58	31/202	102.2
7	3.6%	4	2.1%	83t	9/47	96.0
1	50.0%	0	0.0%	22t	0/0	129.2
0	0.0%	0	0.0%	15	0/0	118.8
<b>29</b>	<b>4.8%</b>	<b>11</b>	<b>1.8%</b>	<b>83t</b>	<b>40/249</b>	<b>100.8</b>
<b>22</b>	<b>3.5%</b>	<b>10</b>	<b>1.6%</b>	<b>75t</b>	<b>44/311</b>	<b>93.4</b>

<b>INTs</b>	<b>No.</b>	<b>Yds</b>	<b>Avg</b>	<b>Lg</b>	<b>TD</b>
R.Douglas	3	14	4.7	17	0
A.Maddox	2	23	11.5	23	0
C.Graham	1	29	29.0	29	0
M.Jenkins	1	25	25.0	25	0
K.Grugier-Hill	1	24	24.0	24	0
R.Darby	1	16	16.0	16	0
N.Gerry	1	8	8.0	8	0
<b>Eagles</b>	<b>10</b>	<b>139</b>	<b>13.9</b>	<b>29</b>	<b>0</b>
<b>Opponents</b>	<b>11</b>	<b>153</b>	<b>13.9</b>	<b>40</b>	<b>0</b>

**Sacks:** F.Cox 10.5, M.Bennett 9.0, C.Long 6.5, B.Graham 4.0, J.Hicks 3.0, D.Barnett 2.5, N.Bradham 2.0, K.Grugier-Hill 1.0, T.Hester 1.0, M.Jenkins 1.0, H.Ngata 1.0, D.Vaeao 1.0, Da.Hall 0.5, B.Hector 0.5, A.Maddox 0.5, **Eagles: 44.0, Opponents: 40.0**

**Fumbles Lost:** C.Wentz 6, N.Foles 2, J.Ajayi 1, W.Smallwood 1, T.Sullivan 1, J.Adams 1 **Total: 12**  
**Opponent Fumble Recoveries:** C.Graham 1, M.Jenkins 1, B.Graham 1, N.Bradham 1, F.Cox 1, D.Alexander 1, J.Hicks 1 **Total: 7**

<b>Punting</b>	<b>No</b>	<b>Yds</b>	<b>Avg</b>	<b>Net</b>	<b>TB</b>	<b>In</b>	<b>Lg</b>	<b>B</b>
C.Johnston	61	2937	48.1	42.7	7	24	68	0
<b>Eagles</b>	<b>61</b>	<b>2937</b>	<b>48.1</b>	<b>42.7</b>	<b>7</b>	<b>24</b>	<b>68</b>	<b>0</b>
<b>Opponents</b>	<b>65</b>	<b>2999</b>	<b>46.1</b>	<b>42.2</b>	<b>2</b>	<b>20</b>	<b>65</b>	<b>0</b>

<b>Punt Returns</b>	<b>Ret</b>	<b>FC</b>	<b>Yds</b>	<b>Avg</b>	<b>Lg</b>	<b>TD</b>
D.Carter	10	0	103	10.3	42	0
D.Sproles	10	9	83	8.3	14	0
C.Clement	6	2	17	2.8	10	0
G.Tate	5	0	13	2.6	12	0
N.Agholor	1	0	0	0.0	0	0
T.Sullivan	1	0	0	0.0	0	0
<b>Eagles</b>	<b>33</b>	<b>11</b>	<b>216</b>	<b>6.5</b>	<b>42</b>	<b>0</b>
<b>Opponents</b>	<b>31</b>	<b>16</b>	<b>194</b>	<b>6.3</b>	<b>23</b>	<b>0</b>

<b>Kickoff Returns</b>	<b>No.</b>	<b>Yds</b>	<b>Avg</b>	<b>Lg</b>	<b>TD</b>
C.Clement	13	333	25.6	48	0
D.Carter	10	204	20.4	30	0
B.Scott	4	96	24.0	35	0
S.Gibson	3	57	19.0	30	0
W.Smallwood	2	33	16.5	17	0
D.Sproles	1	2	2.0	2	0
<b>Eagles</b>	<b>33</b>	<b>725</b>	<b>22.0</b>	<b>48</b>	<b>0</b>
<b>Opponents</b>	<b>24</b>	<b>540</b>	<b>22.5</b>	<b>46</b>	<b>0</b>

<b>Field Goals</b>	<b>1-19</b>	<b>20-29</b>	<b>30-39</b>	<b>40-49</b>	<b>50+</b>
J.Elliott	0/0	7/7	10/11	7/8	2/5
<b>Eagles</b>	<b>0/0</b>	<b>7/7</b>	<b>10/11</b>	<b>7/8</b>	<b>2/5</b>
<b>Opponents</b>	<b>1/1</b>	<b>10/11</b>	<b>11/11</b>	<b>4/7</b>	<b>6/7</b>

**Elliott:** (26G) (42RU) (55WL, 33G, 24G) (27G, 30G, 37G) (30G, 28G) (33G, 54WR, 30G) (36WR, 46G) (31G) (56G, 26G) () (42G, 28G, 43G) (46G, 44G) (26G) (51G, 34G, 40G, 53WR) (47G, 35G) (33G)  
**Opponents:** (21G, 52G) () (35G, 31G, 28G) (42G, 33G) (28LU, 37G, 45WR, 22G, 52G) () (50G, 57G, 33G, 24G) (25G, 31G, 42WR) (38G, 19G) (25G, 51G, 29G) (44G, 47G) (28G, 45WR, 62G, 21G) (41G, 36G, 37G) (30G) ()



SCHEDULE & RESULTS (13-3)				
S-10	W	30-17	at Washington	78,685
S-17	L	20-27	at Kansas City	74,971
S-24	W	27-24	New York Giants	69,596
O-01	W	26-24	at L.A. Chargers	25,374
O-08	W	34-7	Arizona	69,596
O-12	W	28-23	at Carolina	74,373
O-23	W	34-24	Washington	69,596
O-29	W	33-10	San Francisco	69,596
N-05	W	51-23	Denver	69,596
N-19	W	37-9	at Dallas	93,247
N-26	W	31-3	Chicago	69,596
D-03	L	10-24	at Seattle	69,075
D-10	W	43-35	at L.A. Rams	67,752
D-17	W	34-29	at New York Giants	76,896
D-25	W	19-10	Oakland	69,596
D-31	L	0-6	Dallas	69,596
<b>NFC DIVISIONAL PLAYOFF</b>				
J-13	W	15-10	Atlanta	69,596
<b>NFC CHAMPIONSHIP</b>				
J-21	W	38-7	Minnesota	69,596
<b>SUPER BOWL LII (at Minneapolis)</b>				
F-04	W	41-33	at New England	67,612

TEAM STATS	EAGLES	OPP				
<b>Total First Downs</b>	<b>338</b>	<b>272</b>				
Rushing	108	62				
Passing	193	177				
Penalty	37	33				
<b>3rd Down: Made/Att</b>	<b>96/230</b>	<b>66/205</b>				
3rd Down Pct.	41.7%	32.2%				
<b>4th Down: Made/Att</b>	<b>17/26</b>	<b>4/18</b>				
4th Down Pct.	65.4%	22.2%				
<b>Possession Avg.</b>	<b>32:41</b>	<b>27:19</b>				
<b>Total Net Yards</b>	<b>5852</b>	<b>4904</b>				
Avg. Per Game	365.8	306.5				
Total Plays	1073	976				
Avg. Per Play	5.5	5.0				
<b>Net Yards Rushing</b>	<b>2115</b>	<b>1267</b>				
Avg. Per Game	132.2	79.2				
Total Rushes	473	337				
<b>Net Yards Passing</b>	<b>3737</b>	<b>3637</b>				
Avg. Per Game	233.6	227.3				
Sacked/Yards Lost	36/230	38/246				
Gross Yards	3967	3883				
Attempts/Completions	564/341	601/363				
Completion Pct.	60.5%	60.4%				
Had Intercepted	9	19				
<b>Punts/Average</b>	<b>68/44.6</b>	<b>83/44.9</b>				
<b>Net Punting Avg.</b>	<b>40.6</b>	<b>39.6</b>				
<b>Penalties/Yards</b>	<b>116/962</b>	<b>101/917</b>				
<b>Fumbles/Ball Lost</b>	<b>25/11</b>	<b>19/12</b>				
<b>Touchdowns</b>	<b>53</b>	<b>34</b>				
Rushing	9	7				
Passing	38	24				
Returns	6	3				
<b>Score By Periods</b>						
Eagles	106	118	107	126	0	457
Opponents	48	81	63	103	0	295

Passing	Att	Cmp	Yds	Cmp%	Y/A	TD	TD%	Int	Int%	Lg	Sk/Lost	Rat
C.Wentz	440	265	3296	60.2%	7.5	33	7.5%	7	1.6%	72t	28/162	101.9
N.Foles	101	57	537	56.4%	5.3	5	5.0%	2	2.0%	35	5/44	79.5
N.Sudfeld	23	19	134	82.6%	5.8	0	0.0%	0	0.0%	16	3/24	91.0
<b>Eagles</b>	<b>564</b>	<b>341</b>	<b>3967</b>	<b>60.5%</b>	<b>7.0</b>	<b>38</b>	<b>6.7%</b>	<b>9</b>	<b>1.6%</b>	<b>72t</b>	<b>36/230</b>	<b>97.6</b>
<b>Opponents</b>	<b>601</b>	<b>363</b>	<b>3883</b>	<b>60.4%</b>	<b>6.5</b>	<b>24</b>	<b>4.0%</b>	<b>19</b>	<b>3.2%</b>	<b>77t</b>	<b>38/246</b>	<b>79.5</b>

Scoring	TD	Ru	Pa	Rt	PAT	FG	2Pt	Pts
J.Elliott	0	0	0	0	39/42	26/31	0	117
A.Jeffery	9	0	9	0			3	60
N.Agholor	9	0	8	1			0	54
Z.Ertz	8	0	8	0			0	48
C.Clement	6	4	2	0			1	38
T.Burton	5	0	5	0			1	32
L.Blount	3	2	1	0			1	20
T.Smith	2	0	2	0			0	12
J.Ajayi	2	1	1	0			0	12
C.Sturgis	0	0	0	0	1/2	3/3	0	10
K.Barner	1	1	0	0			0	6
N.Bradham	1	0	0	1			0	6
F.Cox	1	0	0	1			0	6
B.Celek	1	0	1	0			0	6
B.Graham	1	0	0	1			0	6
W.Smallwood	1	1	0	0			0	6
J.Mills	1	0	0	1			0	6
M.Hollins	1	0	1	0			0	6
D.Barnett	1	0	0	1			0	6
<b>Eagles</b>	<b>53</b>	<b>9</b>	<b>38</b>	<b>6</b>	<b>40/44</b>	<b>29/34</b>	<b>6</b>	<b>457</b>
<b>Opponents</b>	<b>34</b>	<b>7</b>	<b>24</b>	<b>3</b>	<b>31/33</b>	<b>20/26</b>	<b>0</b>	<b>295</b>

2-Pt. Conversions: Eagles 6/9, Opponents: 0/1

Rushing	No.	Yds	Avg	Lg	TD
L.Blount	173	766	4.4	68	2
J.Ajayi	70	408	5.8	71	1
C.Clement	74	321	4.3	28	4
C.Wentz	64	299	4.7	24	0
W.Smallwood	47	174	3.7	26	1
D.Sproles	15	61	4.1	12	0
K.Barner	16	57	3.6	18	1
N.Sudfeld	1	22	22.0	22	0
N.Agholor	1	7	7.0	7	0
N.Foles	11	3	0.3	9	0
T.Smith	1	-3	-3.0	-3	0
<b>Eagles</b>	<b>473</b>	<b>2115</b>	<b>4.5</b>	<b>71</b>	<b>9</b>
<b>Opponents</b>	<b>337</b>	<b>1267</b>	<b>3.8</b>	<b>53t</b>	<b>7</b>

Receiving	No.	Yds	Avg	Lg	TD
Z.Ertz	74	824	11.1	53	8
N.Agholor	62	768	12.4	72t	8
A.Jeffery	57	789	13.8	53t	9
T.Smith	36	430	11.9	59t	2
T.Burton	23	248	10.8	27t	5
M.Hollins	16	226	14.1	64t	1
B.Celek	13	130	10.0	28	1
W.Smallwood	13	103	7.9	24	0
C.Clement	10	123	12.3	28	2
J.Ajayi	10	91	9.1	32	1
L.Blount	8	50	6.3	20	1
D.Sproles	7	73	10.4	16	0
K.Barner	5	56	11.2	22	0
M.Johnson	5	45	9.0	16	0
S.Gibson	2	11	5.5	6	0
<b>Eagles</b>	<b>341</b>	<b>3967</b>	<b>11.6</b>	<b>72t</b>	<b>38</b>
<b>Opponents</b>	<b>363</b>	<b>3883</b>	<b>10.7</b>	<b>77t</b>	<b>24</b>

INTs	No.	Yds	Avg	Lg	TD
P.Robinson	4	36	9.0	19	0
R.McLeod	3	67	22.3	50	0
J.Mills	3	53	17.7	37t	1
R.Darby	3	42	14.0	37	0
C.Graham	2	73	36.5	59	0
R.Douglas	2	7	3.5	7	0
M.Jenkins	2	0	0.0	0	0
<b>Eagles</b>	<b>19</b>	<b>278</b>	<b>14.6</b>	<b>59</b>	<b>1</b>
<b>Opponents</b>	<b>9</b>	<b>43</b>	<b>4.8</b>	<b>24t</b>	<b>1</b>

**Sacks:** B.Graham 9.5, F.Cox 5.5, D.Barnett 5.0, C.Long 5.0, V.Curry 3.0, T.Jernigan 2.5, M.Kendricks 2.0, B.Allen 1.0, N.Bradham 1.0, M.Jenkins 1.0, S.Means 1.0, P.Robinson 1.0, J.Hamilton 0.5,  
**Eagles: 38.0, Opponents: 36.0**

**Fumbles Lost:** C.Wentz 3, N.Foles 2, Z.Ertz 1, J.Ajayi 1, D.Sproles 1, M.Jenkins 1, L.Blount 1, M.Johnson 1  
**Total: 11**  
**Opponent Fumble Recoveries:** F.Cox 2, D.Barnett 2, T.Burton 1, J.Hicks 1, M.Hollins 1, M.Jenkins 1, B.Graham 1, R.McLeod 1, N.Bradham 1 **Total: 12**

Punting	No	Yds	Avg	Net	TB	In	Lg	B
D.Jones	67	3033	45.3	40.6	5	21	62	1
<b>Eagles</b>	<b>68</b>	<b>3033</b>	<b>44.6</b>	<b>40.6</b>	<b>5</b>	<b>21</b>	<b>62</b>	<b>1</b>
<b>Opponents</b>	<b>83</b>	<b>3725</b>	<b>44.9</b>	<b>39.6</b>	<b>9</b>	<b>29</b>	<b>64</b>	<b>1</b>

Punt Returns	Ret	FC	Yds	Avg	Lg	TD
K.Barner	27	15	240	8.9	76	0
D.Sproles	1	5	10	10.0	10	0
T.Smith	1	0	9	9.0	9	0
<b>Eagles</b>	<b>29</b>	<b>20</b>	<b>259</b>	<b>8.9</b>	<b>76</b>	<b>0</b>
<b>Opponents</b>	<b>25</b>	<b>14</b>	<b>171</b>	<b>6.8</b>	<b>44</b>	<b>0</b>

Kickoff Returns	No.	Yds	Avg	Lg	TD
K.Barner	10	194	19.4	27	0
W.Smallwood	4	93	23.3	28	0
C.Clement	2	49	24.5	35	0
B.Celek	2	18	9.0	10	0
<b>Eagles</b>	<b>18</b>	<b>354</b>	<b>19.7</b>	<b>35</b>	<b>0</b>
<b>Opponents</b>	<b>47</b>	<b>1015</b>	<b>21.6</b>	<b>61</b>	<b>0</b>

Field Goals	1-19	20-29	30-39	40-49	50+
J.Elliott	0/0	5/5	4/7	12/13	5/6
C.Sturgis	0/0	0/0	1/1	1/1	1/1
<b>Eagles</b>	<b>0/0</b>	<b>5/5</b>	<b>5/8</b>	<b>13/14</b>	<b>6/7</b>
<b>Opponents</b>	<b>0/0</b>	<b>7/9</b>	<b>5/5</b>	<b>5/7</b>	<b>3/5</b>

**Elliott:** () (34G, 30WL, 40G) (52WL, 46G, 61G) (45G, 40G, 53G, 47G) (36G, 28G) (50G, 48G) (50G, 42G, 45RU) (40G, 51G) (45G) (34WR) (45G) (26G) (22G, 41G, 33G) (28G, 20G) (33WR, 35G, 48G) ()  
**Sturgis:** (50G, 42G, 37G) () () () () () () () () () () () () ()  
**Opponents:** (33G) (34G, 39G) (41G) (28G) (51B) (39G, 20G, 46G) (27) (27B, 50G) (52G, 53G, 24G) (48G, 27G, 47G) (54SH, 38G) (46G) () (28G, 48B) (25G, 48WR) (23WL)



SCHEDULE & RESULTS (7-9)					
S-11	W	29-10	Cleveland	69,596	
S-19	W	29-14	at Chicago	62,268	
S-25	W	34-3	Pittsburgh	69,596	
O-09	L	23-24	at Detroit	58,047	
O-16	L	20-27	at Washington	78,934	
O-23	W	21-10	Minnesota	69,596	
O-30	L	23-29	at Dallas (OT)	93,103	
N-06	L	23-28	at New York Giants	80,309	
N-13	W	24-15	Atlanta	69,596	
N-20	L	15-26	at Seattle	69,190	
N-28	L	13-27	Green Bay	69,596	
D-04	L	14-32	at Cincinnati	55,456	
D-11	L	22-27	Washington	69,596	
D-18	L	26-27	at Baltimore	71,223	
D-22	W	24-19	New York Giants	69,596	
J-01	W	27-13	Dallas	69,596	

TEAM STATS	EAGLES	OPP
<b>Total First Downs</b>	<b>333</b>	<b>300</b>
Rushing	114	89
Passing	192	177
Penalty	27	34
<b>3rd Down: Made/Att</b>	<b>85/224</b>	<b>82/205</b>
3rd Down Pct.	37.9%	40.0%
<b>4th Down: Made/Att</b>	<b>13/27</b>	<b>8/18</b>
4th Down Pct.	48.1%	44.4%
<b>Possession Avg.</b>	<b>32:16</b>	<b>27:44</b>
<b>Total Net Yards</b>	<b>5398</b>	<b>5484</b>
Avg. Per Game	337.4	342.8
Total Plays	1080	978
Avg. Per Play	5.0	5.6
<b>Net Yards Rushing</b>	<b>1813</b>	<b>1652</b>
Avg. Per Game	113.3	103.3
Total Rushes	438	391
<b>Net Yards Passing</b>	<b>3585</b>	<b>3832</b>
Avg. Per Game	224.1	239.5
Sacked/Yards Lost	33/213	34/207
Gross Yards	3798	4039
Attempts/Completions	609/380	553/333
Completion Pct.	62.4%	60.2%
Had Intercepted	14	16
<b>Punts/Average</b>	<b>63/45.8</b>	<b>62/46.3</b>
<b>Net Punting Avg.</b>	<b>40.7</b>	<b>41.1</b>
<b>Penalties/Yards</b>	<b>113/945</b>	<b>99/837</b>
<b>Fumbles/Ball Lost</b>	<b>24/6</b>	<b>24/10</b>
<b>Touchdowns</b>	<b>37</b>	<b>36</b>
Rushing	16	10
Passing	16	25
Returns	5	1

Score By Periods	Q1	Q2	Q3	Q4	OT	Pts
Eagles	56	119	94	98	0	367
Opponents	78	120	59	68	6	331

Passing	Att	Cmp	Yds	Cmp%	Y/A
C.Wentz	607	379	3782	62.4%	6.2
C.Daniel	1	1	16	100.0%	16.0
J.Huff	1	0	0	0.0%	0.0
<b>Eagles</b>	<b>609</b>	<b>380</b>	<b>3798</b>	<b>62.4%</b>	<b>6.2</b>
<b>Opponents</b>	<b>553</b>	<b>333</b>	<b>4039</b>	<b>60.2%</b>	<b>7.3</b>

Scoring	TD	Ru	Pa	Rt	PAT	FG	2Pt	Pts
C.Sturgis	0	0	0	0	30/31	35/41	0	135
R.Mathews	9	8	1	0			2	58
Z.Ertz	4	0	4	0			0	24
D.Sproles	4	2	2	0			0	24
J.Mathews	3	0	3	0			0	18
N.Agholor	2	0	2	0			1	14
C.Wentz	2	2	0	0			1	14
Green-Beckham	2	0	2	0			0	12
W.Smallwood	2	1	0	1			0	12
K.Barner	2	2	0	0			0	12
M.Jenkins	2	0	0	2			0	12
J.Huff	2	0	1	1			0	12
T.Burton	1	0	1	0			0	6
L.McKelvin	1	0	0	1			0	6
T.Watson	1	1	0	0			0	6
<b>Eagles</b>	<b>37</b>	<b>16</b>	<b>16</b>	<b>5</b>	<b>30/31</b>	<b>35/41</b>	<b>4</b>	<b>367</b>
<b>Opponents</b>	<b>36</b>	<b>10</b>	<b>25</b>	<b>1</b>	<b>31/34</b>	<b>28/33</b>	<b>0</b>	<b>331</b>

2-Pt. Conversions: Eagles 4/6, Opponents: 0/1

Rushing	No.	Yds	Avg	Lg	TD
R.Mathews	155	661	4.3	30	8
D.Sproles	94	438	4.7	25t	2
W.Smallwood	77	312	4.1	19	1
C.Wentz	46	150	3.3	17	2
K.Barner	27	129	4.8	19	2
B.Marshall	19	64	3.4	12	0
T.Watson	9	28	3.1	8	1
N.Agholor	5	14	2.8	5	0
J.Huff	3	10	3.3	10	0
B.Treggs	2	7	3.5	4	0
D.Jones	1	0	0.0	0	0
<b>Eagles</b>	<b>438</b>	<b>1813</b>	<b>4.1</b>	<b>30</b>	<b>16</b>
<b>Opponents</b>	<b>391</b>	<b>1652</b>	<b>4.2</b>	<b>72t</b>	<b>10</b>

Receiving	No.	Yds	Avg	Lg	TD
Z.Ertz	78	816	10.5	30	4
J.Mathews	73	804	11.0	54	3
D.Sproles	52	427	8.2	73t	2
T.Burton	37	327	8.8	32	1
D.Green-Beckham	36	392	10.9	26	2
N.Agholor	36	365	10.1	40t	2
B.Celek	14	155	11.1	24	0
R.Mathews	13	115	8.8	27	1
J.Huff	13	72	5.5	14	1
P.Turner	9	126	14.0	41	0
W.Smallwood	6	55	9.2	18	0
K.Barner	5	42	8.4	15	0
B.Treggs	3	80	26.7	58	0
B.Marshall	3	10	3.3	7	0
C.Wentz	1	7	7.0	7	0
T.Watson	1	5	5.0	5	0
<b>Eagles</b>	<b>380</b>	<b>3798</b>	<b>10.0</b>	<b>73t</b>	<b>16</b>
<b>Opponents</b>	<b>333</b>	<b>4039</b>	<b>12.1</b>	<b>80t</b>	<b>25</b>

TD	TD%	Int	Int%	Lg	Sk/Lost	Rat
16	2.6%	14	2.3%	73t	33/213	79.3
0	0.0%	0	0.0%	16	0/0	118.8
0	0.0%	0	0.0%	0	0/0	39.6
<b>16</b>	<b>2.6%</b>	<b>14</b>	<b>2.3%</b>	<b>73t</b>	<b>33/213</b>	<b>79.2</b>
<b>25</b>	<b>4.5%</b>	<b>16</b>	<b>2.9%</b>	<b>80t</b>	<b>34/207</b>	<b>85.7</b>

INTs	No.	Yds	Avg	Lg	TD
J.Hicks	5	41	8.2	34	0
M.Jenkins	3	98	32.7	64t	2
R.McLeod	3	5	1.7	5	0
L.McKelvin	2	29	14.5	29t	1
N.Bradham	1	28	28.0	28	0
T.Brooks	1	6	6.0	6	0
N.Carroll	1	0	0.0	0	0
<b>Eagles</b>	<b>16</b>	<b>207</b>	<b>12.9</b>	<b>64t</b>	<b>3</b>
<b>Opponents</b>	<b>14</b>	<b>126</b>	<b>9.0</b>	<b>47</b>	<b>0</b>

Sacks: F. Cox 6.5, B. Graham 5.5, C. Barwin 5.0, V. Curry 2.5, B. Logan 2.5, M. Smith 2.5, N. Bradham 2.0, D. Vaeao 2.0, J.Hicks 1.0, M. Jenkins 1.0, R. McLeod 1.0, S. Means 1.0, Team Sacks 1.0, B. Allen 0.5, Eagles: **34.0**, Opponents: **33.0**

Fumbles Lost: C.Wentz 3, R.Mathews 2, W.Smallwood 1 **Total: 6**  
Opponent Fumble Recoveries: M.Jenkins 1, B.Graham 1, N.Bradham 1, R.Brooks 1, M.Kendricks 1, F.Cox 1, B.Logan 1, T.Burton 1, B.Allen 1, J.Hicks 1 **Total: 10**

Punting	No	Yds	Avg	Net	TB	In	Lg	B
D.Jones	63	2888	45.8	40.7	6	21	72	0
<b>Eagles</b>	<b>63</b>	<b>2888</b>	<b>45.8</b>	<b>40.7</b>	<b>6</b>	<b>21</b>	<b>72</b>	<b>0</b>
<b>Opponents</b>	<b>62</b>	<b>2873</b>	<b>46.3</b>	<b>41.1</b>	<b>4</b>	<b>18</b>	<b>66</b>	<b>1</b>

Punt Returns	Ret	FC	Yds	Avg	Lg	TD
D.Sproles	17	13	224	13.2	66	0
K.Barner	2	0	22	11.0	22	0
<b>Eagles</b>	<b>19</b>	<b>13</b>	<b>246</b>	<b>12.9</b>	<b>66</b>	<b>0</b>
<b>Opponents</b>	<b>25</b>	<b>15</b>	<b>202</b>	<b>8.1</b>	<b>65t</b>	<b>1</b>

Kickoff Returns	No.	Yds	Avg	Lg	TD
K.Barner	9	277	30.8	61	0
W.Smallwood	9	261	29.0	86	1
J.Huff	7	252	36.0	98	1
N.Agholor	5	92	18.4	27	0
B.Marshall	2	36	18.0	23	0
D.Sproles	1	19	19.0	19	0
P.Turner	1	11	11.0	11	0
Z.Ertz	1	8	8.0	8	0
<b>Eagles</b>	<b>35</b>	<b>956</b>	<b>27.3</b>	<b>98t</b>	<b>2</b>
<b>Opponents</b>	<b>38</b>	<b>712</b>	<b>18.7</b>	<b>34</b>	<b>0</b>

Field Goals	1-19	20-29	30-39	40-49	50+
C.Sturgis	0/0	12/12	12/12	7/11	4/6
<b>Eagles</b>	<b>0/0</b>	<b>12/12</b>	<b>12/12</b>	<b>7/11</b>	<b>4/6</b>
<b>Opponents</b>	<b>0/0</b>	<b>6/6</b>	<b>12/15</b>	<b>8/9</b>	<b>2/3</b>

Sturgis: (46WR, 22G, 38G) (25G, 29G, 53G) (29G, 38G) (50G, 33G, 49G) (38G, 28G) (35G, 21G) (30G, 55G, 34G) (34G, 40B, 26G, 38G) (44WR, 29G, 55SH, 25G, 48G) () (48G, 50G) (51RU) (45G, 36G, 41G) (45G, 34G, 27G, 29G) (41G) (22G, 49WL, 33G)  
**Opponents:** (35G) (31LU) (36B, 40G) (29G) (32G, 50G) (48G) (38G, 23G, 49G) () (38G, 43G, 53WR, 46G) (21G, 35G, 44WR) (33G, 32G) (32G, 33G, 26G, 38G) (38LU) (53G, 47G) (35G, 35G, 29G, 41G) (49G, 23G)



SCHEDULE & RESULTS (7-9)					
S-14	L	24-26	at Atlanta	70,516	
S-20	L	10-20	Dallas	69,569	
S-27	W	24-17	at New York Jets	78,160	
O-04	L	20-13	at Washington	74,767	
O-11	W	39-17	New Orleans	69,596	
O-19	W	27-7	New York Giants	69,596	
O-25	L	16-27	at Carolina	74,194	
N-08	W	33-27	at Dallas (OT)	91,827	
N-15	L	19-20	Miami	69,596	
N-22	L	17-45	Tampa Bay	69,596	
N-26	L	14-45	at Detroit	64,445	
D-06	W	35-28	at New England	66,829	
D-13	W	23-20	Buffalo	69,596	
D-20	L	17-40	Arizona	69,596	
D-26	L	24-38	Washington	69,596	
J-03	W	35-30	at New York Giants	78,023	

TEAM STATS	EAGLES	OPP
<b>Total First Downs</b>	<b>339</b>	<b>365</b>
Rushing	110	100
Passing	193	239
Penalty	36	26
<b>3rd Down: Made/Att</b>	<b>91/230</b>	<b>99/231</b>
3rd Down Pct.	39.6%	42.9%
<b>4th Down: Made/Att</b>	<b>8/16</b>	<b>6/9</b>
4th Down Pct.	50.0%	66.7%
<b>Possession Avg.</b>	<b>28:21</b>	<b>34:00</b>
<b>Total Net Yards</b>	<b>5830</b>	<b>6426</b>
Avg. Per Game	364.4	401.6
Total Plays	1102	1148
Avg. Per Play	5.3	5.6
<b>Net Yards Rushing</b>	<b>1743</b>	<b>2153</b>
Avg. Per Game	108.9	134.6
Total Rushes	442	478
<b>Net Yards Passing</b>	<b>4087</b>	<b>4273</b>
Avg. Per Game	255.4	267.1
Sacked/Yards Lost	37/254	37/243
Gross Yards	4341	4516
Attempts/Completions	623/405	633/394
Completion Pct.	65.0%	62.2%
Had Intercepted	18	15
<b>Punts/Average</b>	<b>88/45.9</b>	<b>89/45.3</b>
<b>Net Punting Avg.</b>	<b>41.6</b>	<b>39.0</b>
<b>Penalties/Yards</b>	<b>104/819</b>	<b>123/1051</b>
<b>Fumbles/Ball Lost</b>	<b>26/13</b>	<b>23/11</b>
<b>Touchdowns</b>	<b>45</b>	<b>50</b>
Rushing	15	10
Passing	23	36
Returns	7	4

Score By Periods	Q1	Q2	Q3	Q4	OT	Pts
Eagles	64	112	98	97	6	377
Opponents	87	136	92	115	0	430

Passing	Att	Cmp	Yds	Cmp%	Y/A
S.Bradford	532	346	3725	65.0	7.00
M.Sanchez	91	59	616	64.8	6.77
<b>Eagles</b>	<b>623</b>	<b>405</b>	<b>4341</b>	<b>65.0</b>	<b>6.97</b>
<b>Opponents</b>	<b>633</b>	<b>394</b>	<b>4516</b>	<b>62.2</b>	<b>7.13</b>

Scoring	TD	Ru	Pa	Rt	PAT	FG	2Pt	Pts
C.Sturgis	0	0	0	0	35/37	18/22	0	89
J.Matthews	8	0	8	0			0	48
R.Mathews	7	6	1	0			0	42
D.Murray	7	6	1	0			0	42
D.Sproles	6	3	1	2			0	36
B.Celek	3	0	3	0			0	18
J.Huff	3	0	3	0			0	18
C.Parkey	0	0	0	0	7/7	3/4	0	16
R.Cooper	2	0	2	0			0	12
Z.Ertz	2	0	2	0			0	12
W.Thurmond	1	0	0	1			0	8
N.Carroll	1	0	0	1			0	6
N.Goode	1	0	0	1			0	6
M.Jenkins	1	0	0	1			0	6
M.Austin	1	0	1	0			0	6
N.Agholor	1	0	1	0			0	6
J.Hicks	1	0	0	1			0	6
<b>Eagles</b>	<b>45</b>	<b>15</b>	<b>23</b>	<b>7</b>	<b>42/44</b>	<b>21/26</b>	<b>0</b>	<b>377</b>
<b>Opponents</b>	<b>50</b>	<b>10</b>	<b>36</b>	<b>4</b>	<b>47/49</b>	<b>27/27</b>	<b>1</b>	<b>430</b>

2-Pt. Conversions: Eagles 0/0, Opponents: 1/1

Rushing	No.	Yds	Avg	Lg	TD
D.Murray	193	702	3.6	54t	6
R.Mathews	106	539	5.1	63t	6
D.Sproles	83	317	3.8	27	3
K.Barner	28	124	4.4	19	0
S.Bradford	26	39	1.5	14	0
M.Sanchez	6	22	3.7	11	0
<b>Eagles</b>	<b>442</b>	<b>1743</b>	<b>3.9</b>	<b>63t</b>	<b>15</b>
<b>Opponents</b>	<b>478</b>	<b>2153</b>	<b>4.5</b>	<b>84</b>	<b>10</b>

Receiving	No.	Yds	Avg	Lg	TD
J.Matthews	85	997	11.7	78t	8
Z.Ertz	75	853	11.4	60	2
D.Sproles	55	388	7.1	35t	1
D.Murray	44	322	7.3	44	1
B.Celek	27	398	14.7	60	3
J.Huff	27	312	11.6	41t	3
N.Agholor	23	283	12.3	53t	1
R.Cooper	21	327	15.6	62t	2
R.Mathews	20	146	7.3	23t	1
M.Austin	13	224	17.2	39t	1
K.Barner	9	22	2.4	12	0
T.Burton	3	54	18.0	43	0
J.Krause	2	11	5.5	7	0
S.Ajrotutu	1	4	4.0	4	0
<b>Eagles</b>	<b>405</b>	<b>4341</b>	<b>10.7</b>	<b>78t</b>	<b>23</b>
<b>Opponents</b>	<b>394</b>	<b>4516</b>	<b>11.5</b>	<b>59</b>	<b>36</b>

TD	TD%	Int	Int%	Lg	Sk/Lost	Rat
19	3.6	14	2.6	78t	28/200	86.4
4	4.4	4	4.4	43	9/54	80.7
<b>23</b>	<b>3.7</b>	<b>18</b>	<b>2.9</b>	<b>78t</b>	<b>37/254</b>	<b>85.6</b>
<b>36</b>	<b>5.7</b>	<b>15</b>	<b>2.4</b>	<b>59</b>	<b>37/243</b>	<b>92.8</b>

INTs	No.	Yds	Avg	Lg	TD
W.Thurmond	3	67	22.3	44	0
M.Jenkins	2	99	49.5	99t	1
J.Hicks	2	67	33.5	67t	1
B.Maxwell	2	22	11.0	22	0
N.Carroll	2	18	9.0	17t	1
E.Reynolds	1	7	7.0	7	0
E.Rowe	1	0	0.0	0	0
K.Alonso	1	0	0.0	0	0
D.Ryans	1	0	0.0	0	0
<b>Eagles</b>	<b>15</b>	<b>280</b>	<b>18.7</b>	<b>99t</b>	<b>3</b>
<b>Opponents</b>	<b>18</b>	<b>141</b>	<b>7.8</b>	<b>39t</b>	<b>2</b>

Sacks: F.Cox 9.5, C.Barwin 7.0, B.Graham 6.5, V.Curry 3.5, M.Kendricks 3.0, W.Thurmond 2.0, M. Smith 1.5, B.Braman 1.0, J.Hicks 1.0, B.Logan 1.0, C.Thornton 1.0, **Eagles: 37.0, Opponents: 37.0**

Fumbles Lost: S.Bradford 3, R.Mathews 3, D.Murray 2, Z.Ertz 1, K.Barner 1, J.Matthews 1, N.Agholor 1, M.Sanchez 1 **Total: 13**  
**Opponent Fumble Recoveries:** J.Hicks 3, F.Cox 2, D.Ryans 1, B.Celek 1, M.Jenkins 1, W.Thurmond 1, B.Maxwell 1, B.Braman 1 **Total: 11**

Punting	No	Yds	Avg	Net	TB	In	Lg	B
D.Jones	86	4038	47.0	41.6	8	29	64	2
<b>Eagles</b>	<b>88</b>	<b>4038</b>	<b>45.9</b>	<b>41.6</b>	<b>8</b>	<b>29</b>	<b>64</b>	<b>2</b>
<b>Opponents</b>	<b>89</b>	<b>4030</b>	<b>45.3</b>	<b>39.0</b>	<b>6</b>	<b>30</b>	<b>64</b>	<b>1</b>

Punt Returns	Ret	FC	Yds	Avg	Lg	TD
D.Sproles	38	18	446	11.7	89t	2
K.Barner	1	0	-3	-3.0	-3	0
<b>Eagles</b>	<b>39</b>	<b>18</b>	<b>443</b>	<b>11.4</b>	<b>89t</b>	<b>2</b>
<b>Opponents</b>	<b>42</b>	<b>23</b>	<b>215</b>	<b>5.1</b>	<b>19</b>	<b>0</b>

Kickoff Returns	No.	Yds	Avg	Lg	TD
J.Huff	21	498	23.7	49	0
R.Cooper	2	28	14.0	16	0
D.Sproles	1	20	20.0	20	0
K.Barner	1	10	10.0	10	0
Z.Ertz	1	9	9.0	9	0
S.Ajrotutu	1	0	0.0	0	0
<b>Eagles</b>	<b>27</b>	<b>565</b>	<b>20.9</b>	<b>49</b>	<b>0</b>
<b>Opponents</b>	<b>34</b>	<b>705</b>	<b>20.7</b>	<b>79</b>	<b>0</b>

Field Goals	1-19	20-29	30-39	40-49	50+
C.Sturgis	0/0	4/4	8/10	4/4	2/4
C.Parkey	0/0	1/1	1/1	1/2	0/0
<b>Eagles</b>	<b>0/0</b>	<b>5/5</b>	<b>9/11</b>	<b>5/6</b>	<b>2/4</b>
<b>Opponents</b>	<b>0/0</b>	<b>10/10</b>	<b>7/7</b>	<b>9/9</b>	<b>1/1</b>

Sturgis: () () () (33N) (39G, 29G, 26G, 41G) (37G, 39G) (52G, 29G, 24G, 50N) (31G, 53G) (32N, 37G) (43G) (50N) () (45G, 41G, 30G) (36G) (34G) ()  
 Parkey: (29G, 44N) (46G) (30G) () () () () () ()  
 Opponents: (41G, 39G, 44G, 47G) (20G, 28G) (53G) (20G, 38G, 33G) (21G) () (35G, 29G) (41G, 44G) (42G, 22G) (28G) (48G) () (38G, 40G) (28G, 38G) (28G) (22G, 30G, 48G)





SCHEDULE & RESULTS (10-6) table with columns for Week, Day, Score, Location, and Yards

TEAM STATS table with columns for Team, Total First Downs, Rushing, Passing, Penalty, 3rd Down, etc.

Score By Periods table with columns for Q1, Q2, Q3, Q4, OT, Pts

Passing table with columns: Player, Att, Cmp, Yds, Cmp%, Y/A, TD, TD%, Int, Int%, Lg, Sk/Lost, Rat

Scoring table with columns: Player, TD, Ru, Pa, Rt, PAT, FG, 2Pt, Pts

2-Pt. Conversions: Eagles 3/8, Opponents 4/7

Rushing table with columns: Player, No., Yds, Avg, Lg, TD

Receiving table with columns: Player, No., Yds, Avg, Lg, TD

Summary table with columns: TD, TD%, Int, Int%, Lg, Sk/Lost, Rat

INTs table with columns: Player, No., Yds, Avg, Lg, TD

Sacks: T.Cole 8.0, C.Barwin 5.0, V.Curry 4.0, D.Ryans 4.0, M.Kendricks 4.0, B.Graham 3.0, F.Cox 3.0, B.Logan 2.0, N.Allen 1.0, C.Williams 1.0, C.Thornton 1.0, N.Goode 1.0

Fumbles Lost: M.Vick 2, N.Foles 2, M.Barkley 1, J.Avant 1, B.Celek 1, L.McCoy 1, J.Kelce 1, D.Johnson 1

Opponent Fumble Recoveries: M.Kendricks 4, N.Goode 1, F.Cox 1, B.Logan 1, C.Williams 1, P.Chung 1, C.Barwin 1, B.Fletcher 1, C.Matthews 1

Punting table with columns: Player, No., Yds, Avg, Net TB, In, Lg, B

Punt Returns table with columns: Player, Ret, FC, Yds, Avg, Lg, TD

Kickoff Returns table with columns: Player, No., Yds, Avg, Lg, TD

Field Goals table with columns: Player, 1-19, 20-29, 30-39, 40-49, 50+

Henery: (48G) (25G, 46N, 48G, 32G) (29G, 48N) (35G, 25G, 46N) (40G, 27G, 29G, 36G, 41G) (24G) (60N, 31G) (None) (None) (39N, 25G, 41G) (24G) (32G) (None) (35G, 51G, 33G) (49G) (47G)









SCHEDULE & RESULTS (10-6) table with columns for date, opponent, location, and score.

TEAM STATS table comparing Eagles and Opponents across various categories like Total First Downs, Net Yards Rushing, etc.

Score By Periods table showing quarter-by-quarter scores for Eagles and Opponents.

Summary stats table for Passing, TDs, INTs, and Yards with columns for Att, Cmp, Yds, Cmp%, Y/A, TD, TD%, Int, Int%, Lg, Sk/Lost, Rat.

Scoring summary table with columns for TD, Ru, Pa, Rt, PAT, FG, 2Pt, Pts for Eagles and Opponents.

2-Pt. Conversions: Eagles 1/2, Opponents 1/1

Rushing summary table with columns for No., Yds, Avg, Lg, TD for Eagles and Opponents.

Receiving summary table with columns for No., Yds, Avg, Lg, TD for Eagles and Opponents.

INTs summary table with columns for No., Yds, Avg, Lg, TD for Eagles and Opponents.

Sacks: T.Cole 10.0, J.Parker 6.0, T.Laws 4.0, B.Graham 3.0, D.Tapp 3.0, N.Allen 2.0, M.Patterson 2.0, A.Dixon 2.0, E.Sims 2.0, M.Fokou 1.0, D.Te'o-Nesheim 1.0, Q.Mikell 1.0, S.Bradley 1.0, D.Patterson 1.0

Eagles: 39.0, Opponents: 50.0

Fumbles Lost: K.Kolb 3, M.Vick 3, A.Samuel 1, E.Buckley 1, D.Jackson 1, J.Maclin 1, L.McCoy 1, J.Calvin 1

Total: 12 Opponent Fumble Recoveries: Q.Mikell 3, D.Tapp 3, G.Lawson 1, J.Parker 1, A.Samuel 1, M.Patterson 1, E.Sims 1 Total: 11

Punting summary table with columns for No, Yds, Avg, Net, TB, In, Lg, B for Eagles and Opponents.

Punt Returns summary table with columns for Ret, FC, Yds, Avg, Lg, TD for Eagles and Opponents.

Kickoff Returns summary table with columns for No., Yds, Avg, Lg, TD for Eagles and Opponents.

Field Goals summary table with columns for 1-19, 20-29, 30-39, 40-49, 50+ for Eagles and Opponents.

Akers: (45G, 24G) (None) (None) (49G, 23G) (33G, 53N, 45G) [37N, 47N, 37N, 30G] (25G, 46G, 46G, 28G) (22G, 21G, 31G, 44G) (48G) (38G, 24G, 42B, 28G, 30G) (45G, 36G, 22G, 36) (36G, 22G) (39G, 50G, 28G) (34G) (54N) (43G, 22G)

Opponents: (49G, 56G) (49G) (51G) (26G) (50G, 40N) (41N, 26G) (41G, 38G, 33G) (37G) (None) (24G) (23G) (48G) (50G, 43G) (25G) (30G) (52N)



SCHEDULE & RESULTS (11-5) table with columns for Week, Date, Location, Score, and Opponent.

TEAM STATS table comparing Eagles and Opponent across various metrics like First Downs, Net Yards Rushing, etc.

Score By Periods table showing scores in quarters, overtime, and points for both teams.

Passing table with columns: Att, Cmp, Yds, Cmp%, Y/A, TD, TD%, Int, Int%, Lg, Sk/Lost, Rat.

Scoring table with columns: TD, Ru, Pa, Rt, PAT, FG, 2Pt, Pts for Eagles and Opponents.

2-Pt. Conversions: Eagles 2-2, Opponents 1-1

Rushing table with columns: No., Yds, Avg, Lg, TD for Eagles and Opponents.

Receiving table with columns: No., Yds, Avg, Lg, TD for Eagles and Opponents.

INTs table with columns: No., Yds, Avg, Lg, TD for Eagles and Opponents.

Sacks: T.Cole 12.5, J.Parker 8.0, D.Howard 6.5, C.Clemons 3.0, J.Babin 2.5, V.Abiamiri 2.0, M.Paterson 1.5, O.Gaither 1.5, C.Gocong 1.0, A.Jordan 1.0, B.Bunkley 1.0, S.Jones 1.0, W.Witherspoon 1.0, A.Dixon 1.0, J.Hanson 0.5

Fumbles Lost: D.McNabb 3, J.Babin 1, E.Hobbs 1, K.Kolb 1, D.Jackson 1, V.Harris 1, L.McCoy 1, J.Garcia 1 Total: 10

Punting table with columns: No., Yds, Avg, Net, TB, Lg, B for Eagles and Opponents.

Punt Returns table with columns: Ret, FC, Yds, Avg, Lg, TD for Eagles and Opponents.

Kickoff Returns table with columns: No., Yds, Avg, Lg, TD for Eagles and Opponents.

Field Goals table with columns: 1-19, 20-29, 30-39, 40-49, 50+ for Eagles and Opponents.

Akers: (49G, 51B) (23G, 32G) (29G, 38G) (44G) (43N, 45G, 43G, 47N, 45G) (47G, 44G) (30G, 35G) (45G, 48G, 52G) (18G, 25G, 25G) (29G, 24G, 41G, 32G) (33G, 39N, 33G) (20G) (22G, 26G) (39G, 45G, 28G) (53N)







SCHEDULE & RESULTS (10-6) table containing game dates, opponents, and scores.

TEAM STATS table comparing Eagles and Opponent statistics across categories like Total First Downs, Net Yards, and Touchdowns.

Score By Periods table showing quarter-by-quarter scoring for Eagles and Opponents.

Passing table detailing passing statistics for individual players and team totals for Eagles and Opponents.

Scoring table providing statistics on touchdowns, punts, field goals, and conversions for Eagles and Opponents.

2-Pt. Conversions: Eagles 1-1, Opponents 0-1

Rushing table showing rushing statistics for individual players and team totals for Eagles and Opponents.

Receiving table detailing receiving statistics for individual players and team totals for Eagles and Opponents.

TD TD% Int Int% Lg Sk/Lost Rat table showing key performance indicators for individual players and team totals.

INTs table providing interception statistics for individual players and team totals for Eagles and Opponents.

Sacks: T. Cole 8, J. Thomas 6, Walker 6, Howard 5, Kears 3.5, M. Lewis 2, M. McCoy 2, Considine 1.5, Patterson 1.5, Dawkins 1, Gaither 1, Hood 1, McDougle 1, Jones 0.5, Eagles 40, Opponents 28

Punting table showing punting statistics for individual players and team totals for Eagles and Opponents.

Punt Returns table detailing punt return statistics for individual players and team totals for Eagles and Opponents.

Kickoff Returns table showing kickoff return statistics for individual players and team totals for Eagles and Opponents.

Field Goals table providing field goal statistics for individual players and team totals for Eagles and Opponents.

Akers: (42G) (49N,37G) (21G,39N) (40G) (27G) (47G) ( ) (25G,28G) (37G,25G) (42G,38G) (36N) (28G,25G) ( ) (48N) (25G,45G,21G) (41G,23N) Opponents: (34G) (35G) (48G) (23G,54G,46G,54N) (39G) (39G,31G) (30G,44G,62G) (40G,27G) (48N,32G) (36G) (44G) (45G) (31G,45G,32G,35G) (47G,23G,24G) ( ) (45G)







SCHEDULE & RESULTS (13-3) table with columns for date, opponent, and score. Includes NFC Divisional Playoff and Super Bowl XXXIX.

TEAM STATS table comparing Eagles and Opponent stats across categories like Total First Downs, Rushing, Passing, and Score By Periods.

Passing table with columns: Att, Cmp, Yds, Cmp%, Y/A, TD, TD%, Int, Int%, Lg, Sk/Lost, Rat.

Scoring table with columns: TD, Ru, Pa, Rt, PAT, FG, 2Pt, Pts. Includes Eagles and Opponents totals.

2-Pt. Conversions: Eagles 0-2, Opponents 1-3

Rushing table with columns: No., Yds, Avg, Lg, TD. Includes Eagles and Opponents totals.

Receiving table with columns: No., Yds, Avg, Lg, TD. Includes Eagles and Opponents totals.

Summary table with columns: TD, TD%, Int, Int%, Lg, Sk/Lost, Rat. Includes Eagles and Opponents totals.

INTs table with columns: No., Yds, Avg, Lg, TD. Includes Eagles and Opponents totals.

Sacks: Kearsse 7.5, Rayburn 6.0, Simon 5.5, Walker 4.5, Brown 3.0, Dawkins 3.0, Douglas 3.0, Burgess 2.5, McDougle 2.0, Simoneau 1.5, Green 1.0, Reese 1.0, Sheppard 1.0, Trotter 1.0, Wayne 1.0, Wynn 1.0, Jones 0.5, Eagles 47.0, Opponents 37.0

Punting table with columns: No., Yds, Avg, Net, TB, Lg, B. Includes Eagles and Opponents totals.

Punt Returns table with columns: Ret, FC, Yds, Avg, Lg, TD. Includes Eagles and Opponents totals.

Kickoff Returns table with columns: No., Yds, Avg, Lg, TD. Includes Eagles and Opponents totals.

Field Goals table with columns: 1-19, 20-29, 30-39, 40-49, 50+. Includes Eagles and Opponents totals.

Akers: (45G,53N) (37G,47G) (26G,47G,39G) (51G,42G,42G, 40G,39N,45N) (48G,34G,43G) (38G,50G) (20G,41G,43G) (33G) ( ) ( ) (47G,42G) (22G,45G,47G, 22G) (48N,38G) ( ) ( ) (45N,46G) Opponents: (53G) (42G,19G,39G,44N) ( ) (25G) ( ) (38G) (44G) (33N,42G,31G) ( ) (35G,24G,48N) (22G, 31G) (40G) (43N) (46N) (44N,28G,29G) (37N,50G)



SCHEDULE & RESULTS (12-4)					
S-08	L	0-17	Tampa Bay	67,772	
S-14	L	10-31	New England	67,624	
S-28	W	23-13	at Buffalo	73,305	
O-05	W	27-25	Washington	67,792	
O-12	L	21-23	at Dallas	63,648	
O-19	W	14-10	at NY Giants	78,883	
O-26	W	24-17	NY Jets	67,853	
N-02	W	23-16	at Atlanta	70,064	
N-10	W	17-14	at Green Bay	70,291	
N-16	W	28-10	New York Giants	67,867	
N-23	W	33-20	New Orleans	67,802	
N-30	W	25-16	at Carolina	72,977	
D-07	W	36-10	Dallas	69,773	
D-15	W	34-27	at Miami	73,780	
D-21	L	28-31	San Francisco (OT)	67,866	
D-27	W	31-7	at Washington	76,766	
<b>NFC DIVISIONAL PLAYOFF</b>					
J-11	W	20-17	Green Bay (OT)	67,707	
<b>NFC CHAMPIONSHIP</b>					
J-18	L	3-14	Carolina	67,862	

TEAM STATS	EAGLES	OPP
<b>Total First Downs</b>	<b>302</b>	<b>306</b>
Rushing	105	116
Passing	156	171
Penalty	41	19
<b>3rd Down: Made/Att</b>	<b>69/190</b>	<b>78/221</b>
3rd Down Pct.	36.3	35.3
<b>4th Down: Made/Att</b>	<b>3/7</b>	<b>8/22</b>
4th Down Pct.	42.9	36.4
<b>Possession Avg.</b>	<b>28:17</b>	<b>31:43</b>
<b>Total Net Yards</b>	<b>5035</b>	<b>5307</b>
Avg. Per Game	314.7	331.7
Total Plays	944	1058
Avg. Per Play	5.3	5.0
<b>Net Yards Rushing</b>	<b>2015</b>	<b>2071</b>
Avg. Per Game	125.9	129.4
Total Rushes	417	461
<b>Net Yards Passing</b>	<b>3020</b>	<b>3236</b>
Avg. Per Game	188.8	202.3
Sacked/Yards Lost	43/253	38/248
Gross Yards	3273	3484
Att./Completions	484/279	559/337
Completion Pct.	57.6	60.3
Had Intercepted	11	13
<b>Punts/Average</b>	<b>79/40.6</b>	<b>78/38.9</b>
<b>Net Punting Avg.</b>	<b>79/34.6</b>	<b>78/33.6</b>
<b>Penalties/Yards</b>	<b>96/817</b>	<b>129/1105</b>
<b>Fumbles/Ball Lost</b>	<b>21/11</b>	<b>26/13</b>
<b>Touchdowns</b>	<b>43</b>	<b>32</b>
Rushing	23	13
Passing	17	17
Returns	3	2

Score By Periods	Q1	Q2	Q3	Q4	OT	Pts
Eagles	82	102	59	131	0	374
Opponents	43	91	62	88	3	287

Passing	Att	Cmp	Yds	Cmp%	Y/A
McNabb	478	275	3216	57.5	6.73
Detmer	5	3	32	60.0	6.40
Mitchell	1	1	25	100.0	25.00
<b>Eagles</b>	<b>484</b>	<b>279</b>	<b>3273</b>	<b>57.6</b>	<b>6.76</b>
<b>Opponents</b>	<b>559</b>	<b>337</b>	<b>3484</b>	<b>60.3</b>	<b>6.23</b>

Scoring	TD	Ru	Pa	Rt	PAT	FG	2Pt	Pts
Akers	0	0	0	0	42/42	24/29	0	114
Westbrook	13	7	4	2			0	78
Buckhalter	9	8	1	0			0	54
Staley	7	5	2	0			0	42
McNabb	3	3	0	0			0	18
Ritchie	3	0	3	0			0	18
Mitchell	2	0	2	0			0	12
Pinkston	2	0	2	0			0	12
Kalu	1	0	0	1			0	6
C.Lewis	1	0	1	0			0	6
Smith	1	0	1	0			0	6
Thrash	1	0	1	0			0	6
Team (s)	0	0	0	0			0	2
<b>Eagles</b>	<b>43</b>	<b>23</b>	<b>17</b>	<b>3</b>	<b>42/42</b>	<b>24/29</b>	<b>0</b>	<b>374</b>
<b>Opponents</b>	<b>32</b>	<b>13</b>	<b>17</b>	<b>2</b>	<b>27/28</b>	<b>22/30</b>	<b>1</b>	<b>287</b>

2-Pt. Conversions: Eagles 0-1, Opponents 1-4

Rushing	No.	Yds	Avg	Lg	TD
Westbrook	117	613	5.2	62t	7
Buckhalter	126	542	4.3	64t	8
Staley	96	463	4.8	22	5
McNabb	71	355	5.0	34	3
Thrash	5	52	10.4	47	0
Ritchie	1	1	1.0	1	0
Pinkston	1	-11	-11.0	-11	0
<b>Eagles</b>	<b>417</b>	<b>2015</b>	<b>4.8</b>	<b>64t</b>	<b>23</b>
<b>Opponents</b>	<b>461</b>	<b>2071</b>	<b>4.5</b>	<b>76t</b>	<b>13</b>

Receiving	No.	Yds	Avg	Lg	TD
Thrash	49	558	11.4	51	1
Westbrook	37	332	9.0	38	4
Pinkston	36	575	16.0	59	2
Staley	36	382	10.6	52t	2
Mitchell	35	498	14.2	39	2
Smith	27	321	11.9	36	1
C.Lewis	23	293	12.7	29	1
Ritchie	17	86	5.1	12	3
Buckhalter	10	133	13.3	27	1
G.Lewis	6	95	15.8	25	0
Mahe	1	5	5.0	5	0
McMullen	1	2	2.0	2	0
McNabb	1	-7	-7.0	-7	0
<b>Eagles</b>	<b>279</b>	<b>3273</b>	<b>11.7</b>	<b>59</b>	<b>17</b>
<b>Opponents</b>	<b>337</b>	<b>3484</b>	<b>10.3</b>	<b>60t</b>	<b>17</b>

TD	TD%	Int	Int%	Lg	Sk/Lost	Rat
16	3.3	11	2.3	59	43/253	79.6
0	0.0	0	0.0	15	0/0	78.8
1	100.0	0	0.0	25t	0/0	158.3
<b>17</b>	<b>3.5</b>	<b>11</b>	<b>2.3</b>	<b>59</b>	<b>43/253</b>	<b>80.5</b>
<b>17</b>	<b>3.0</b>	<b>13</b>	<b>2.3</b>	<b>60t</b>	<b>38/248</b>	<b>78.7</b>

INTs	No.	Yds	Avg	Lg	TD
M.Lewis	3	31	10.3	23	0
Vincent	3	28	9.3	28	0
Sheppard	1	34	34.0	34	0
Wayne	1	33	33.0	33	0
Kalu	1	15	15.0	15t	1
Brown	1	10	10.0	10	0
Hood	1	5	5.0	5	0
Taylor	1	2	2.0	2	0
Dawkins	1	0	0.0	0	0
<b>Eagles</b>	<b>13</b>	<b>158</b>	<b>12.2</b>	<b>34</b>	<b>1</b>
<b>Opponents</b>	<b>11</b>	<b>161</b>	<b>14.6</b>	<b>34</b>	<b>1</b>

Sacks: Simon 7.5, Walker 6.0, Kalu 5.5, Wayne 3.0, M.Lewis 2.0, Rayburn 2.0, Simoneau 2.0, Whiting 2.0, Brown 1.0, Grasmanis 1.0, Hart 1.0, Reese 1.0, Coleman 0.5, Dawkins 0.5, **Eagles 38.0, Opponents 43.0**

Punting	No.	Yds	Avg	Net	TB	Lg	B
D.Johnson	79	3207	40.6	34.6	10	60	0
<b>Eagles</b>	<b>79</b>	<b>3207</b>	<b>40.6</b>	<b>34.6</b>	<b>10</b>	<b>60</b>	<b>0</b>
<b>Opponents</b>	<b>78</b>	<b>3037</b>	<b>38.9</b>	<b>33.6</b>	<b>2</b>	<b>69</b>	<b>1</b>

Punt Returns	Ret	FC	Yds	Avg	Lg	TD
Westbrook	20	16	306	15.3	84t	2
Mahe	6	6	55	9.2	17	0
Sheppard	4	1	15	3.8	5	0
Thrash	1	1	2	2.0	2	0
<b>Eagles</b>	<b>31</b>	<b>24</b>	<b>378</b>	<b>12.2</b>	<b>84t</b>	<b>2</b>
<b>Opponents</b>	<b>35</b>	<b>15</b>	<b>272</b>	<b>7.8</b>	<b>72</b>	<b>0</b>

Kickoff Returns	No.	Yds	Avg	Lg	TD
Thrash	34	815	24.0	54	0
Westbrook	23	487	21.2	47	0
Morey	7	93	13.3	24	0
Mitchell	1	-8	-8.0	-8	0
<b>Eagles</b>	<b>65</b>	<b>1387</b>	<b>21.3</b>	<b>54</b>	<b>0</b>
<b>Opponents</b>	<b>74</b>	<b>1590</b>	<b>21.5</b>	<b>54</b>	<b>1</b>

Field Goals	1-19	20-29	30-39	40-49	50+
Akers	0/0	9/9	7/7	6/10	2/3
<b>Eagles</b>	<b>0/0</b>	<b>9/9</b>	<b>7/7</b>	<b>6/10</b>	<b>2/3</b>
<b>Opponents</b>	<b>0/0</b>	<b>10/10</b>	<b>5/7</b>	<b>4/7</b>	<b>3/6</b>

Akers: ( ) (57G) (26G,34G,22G) (52G,36G) ( ) ( ) (55N, 30G) (21G,25G,41B,40G) (47N,21G) ( ) (36G,41G,42G, 33G) (35G,48G,38G,29G) (22G,21G) (46G,42G) (42N, 47N) (26G)  
Opponents: (23G) (27G) (51N) (48G,45G,37G,53G) (51G,22G,28G) (39G) (30G,55N) (40G,25G,46G) (45N) (30G) (45B) (20G,32N,38N,49N) (29G) (27G,50G) (33G, 25G,22G) (52N)



SCHEDULE & RESULTS (12-4)						
S-08	L	24-27	at Tennessee	68,804		
S-16	W	37-7	at Washington	84,982		
S-22	W	44-13	Dallas	65,537		
S-29	W	35-17	Houston	64,867		
O-06	L	25-28	at Jacksonville	65,005		
O-20	W	20-10	Tampa Bay	65,523		
O-28	W	17-3	NY Giants	65,791		
N-03	W	19-13	at Chicago	54,049		
N-10	L	13-35	Indianapolis	65,660		
N-17	W	38-14	Arizona	64,990		
N-25	W	38-17	at San Francisco	67,919		
D-01	W	10-3	St. Louis	65,552		
D-08	W	27-20	at Seattle	59,862		
D-15	W	34-21	Washington	65,615		
D-21	W	27-3	at Dallas	63,209		
D-28	L	7-10	at NY Giants (OT)	78,782		
<b>NFC DIVISIONAL PLAYOFF</b>						
J-11	W	20-6	Atlanta	66,452		
<b>NFC CHAMPIONSHIP</b>						
J-19	L	10-27	Tampa Bay	66,713		

TEAM STATS	EAGLES	OPP
<b>Total First Downs</b>	<b>311</b>	<b>272</b>
Rushing	124	83
Passing	164	160
Penalty	23	29
<b>3rd Down: Made/Att</b>	<b>90/231</b>	<b>66/213</b>
3rd Down Pct.	39.0	31.0
<b>4th Down: Made/Att</b>	<b>8/16</b>	<b>9/23</b>
4th Down Pct.	50.0	39.1
<b>Possession Avg.</b>	<b>31:10</b>	<b>28:50</b>
<b>Total Net Yards</b>	<b>5604</b>	<b>4754</b>
Avg. Per Game	350.3	297.1
Total Plays	1073	1009
Avg. Per Play	5.2	4.7
<b>Net Yards Rushing</b>	<b>2220</b>	<b>1660</b>
Avg. Per Game	138.8	103.8
Total Rushes	489	390
<b>Net Yards Passing</b>	<b>3384</b>	<b>3094</b>
Avg. Per Game	211.5	193.4
Sacked/Yards Lost	36/222	56/348
Gross Yards	3606	3442
Att./Completions	548/318	563/333
Completion Pct.	58.0	59.1
Had Intercepted	11	15
<b>Punts/Average</b>	<b>79/40.5</b>	<b>90/41.0</b>
<b>Net Punting Avg.</b>	<b>79/32.6</b>	<b>90/33.1</b>
<b>Penalties/Yards</b>	<b>111/897</b>	<b>112/969</b>
<b>Fumbles/Ball Lost</b>	<b>28/13</b>	<b>45/23</b>
<b>Touchdowns</b>	<b>46</b>	<b>27</b>
Rushing	15	5
Passing	27	18
Returns	4	4

Score By Periods	Q1	Q2	Q3	Q4	OT	Pts
Eagles	85	161	79	90	0	415
Opponents	61	61	50	66	3	241

Passing	Att	Cmp	Yds	Cmp%	Y/A	TD	TD%	Int	Int%	Lg	Sk/Lost	Rat
McNabb	361	211	2289	58.4	6.34	17	4.7	6	1.7	59t	28/166	86.0
Feeley	154	86	1011	55.8	6.56	6	3.9	5	3.2	53	7/48	75.4
Detmer	28	19	224	67.9	8.00	2	7.1	0	0.0	37	1/8	115.8
B.Mitchell	1	1	57	100.0	57.00	1	100.0	0	0.0	57t	0/0	158.3
Westbrook	1	1	25	100.0	25.00	1	100.0	0	0.0	25t	0/0	158.3
Levens	2	0	0	0.0	0.00	0	0.0	0	0.0	--	0/0	39.6
F.Mitchell	1	0	0	0.0	0.00	0	0.0	0	0.0	--	0/0	39.6
<b>Eagles</b>	<b>548</b>	<b>318</b>	<b>3606</b>	<b>58.0</b>	<b>6.58</b>	<b>27</b>	<b>4.9</b>	<b>11</b>	<b>2.0</b>	<b>59t</b>	<b>36/222</b>	<b>85.9</b>
<b>Opponents</b>	<b>563</b>	<b>333</b>	<b>3442</b>	<b>59.1</b>	<b>6.11</b>	<b>18</b>	<b>3.2</b>	<b>15</b>	<b>2.7</b>	<b>57t</b>	<b>56/348</b>	<b>76.4</b>

Scoring	TD	Ru	Pa	Rt	PAT	FG	2Pt	Pts
Akers	0	0	0	0	43/43	30/34	0	133
Staley	8	5	3	0			1	50
Thrash	8	2	6	0			0	48
Pinkston	7	0	7	0			0	42
McNabb	6	6	0	0			0	36
Freeman	4	0	4	0			0	24
C.Lewis	3	0	3	0			2	22
Levens	2	1	1	0			0	12
Thomason	2	0	2	0			0	12
Barber	1	0	0	1			0	6
Dawkins	1	0	1	0			0	6
Detmer	1	1	0	0			0	6
Emmons	1	0	0	1			0	6
B.Mitchell	1	0	0	1			0	6
Taylor	1	0	0	1			0	6
<b>Eagles</b>	<b>46</b>	<b>15</b>	<b>27</b>	<b>4</b>	<b>43/43</b>	<b>30/34</b>	<b>3</b>	<b>415</b>
<b>Opponents</b>	<b>27</b>	<b>5</b>	<b>18</b>	<b>4</b>	<b>24/24</b>	<b>17/21</b>	<b>2</b>	<b>241</b>

2-Pt. Conversions: Eagles 3-3, Opponents 2-3

Rushing	No.	Yds	Avg	Lg	TD
Staley	269	1029	3.8	57	5
McNabb	63	460	7.3	40t	6
Levens	75	411	5.5	47t	1
Westbrook	46	193	4.2	18	0
Thrash	18	126	7.0	32	2
Akers	1	10	10.0	10	0
Feeley	12	6	0.5	6	0
Detmer	2	4	2.0	3	1
Landeta	1	0	0.0	0	0
Martin	1	-4	-4.0	-4	0
Pinkston	1	-15	-15.0	-15	0
<b>Eagles</b>	<b>489</b>	<b>2220</b>	<b>4.5</b>	<b>57</b>	<b>15</b>
<b>Opponents</b>	<b>390</b>	<b>1660</b>	<b>4.3</b>	<b>58</b>	<b>5</b>

Receiving	No.	Yds	Avg	Lg	TD
Pinkston	60	798	13.3	42t	7
Thrash	52	635	12.2	39t	6
Staley	51	541	10.6	45	3
Freeman	46	600	13.0	59t	4
C.Lewis	42	398	9.5	30	3
Levens	19	124	6.5	24	1
Martin	15	126	8.4	53	0
F.Mitchell	12	105	8.8	18	0
Thomason	10	128	12.8	24	2
Westbrook	9	86	9.6	20	0
Dawkins	1	57	57.0	57t	1
Bartrum	1	8	8.0	8	0
<b>Eagles</b>	<b>318</b>	<b>3606</b>	<b>11.3</b>	<b>59t</b>	<b>27</b>
<b>Opponents</b>	<b>333</b>	<b>3442</b>	<b>10.3</b>	<b>57t</b>	<b>18</b>

INTs	No.	Yds	Avg	Lg	TD
Taylor	5	43	8.6	23t	1
Barber	2	81	40.5	80t	1
Brown	2	41	20.5	29	0
Dawkins	2	27	13.5	27	0
Vincent	2	1	0.5	1	0
Harris	1	0	0.0	0	0
M.Lewis	1	0	0.0	0	0
<b>Eagles</b>	<b>15</b>	<b>193</b>	<b>12.9</b>	<b>80t</b>	<b>2</b>
<b>Opponents</b>	<b>11</b>	<b>86</b>	<b>7.8</b>	<b>35</b>	<b>0</b>

Sacks: H.Douglas 12.5, Kalu 8.0, Walker 7.5, Whiting 6.0, Grasmanis 4.0, Emmons 3.5, Dawkins 3.0, Bishop 2.0, Simon 2.0, Reese 1.5, Barber 1.0, Brown 1.0, Cook 1.0, Gardner 1.0, M.Lewis 1.0, Team 1.0, Eagles 56.0, Opponents 36.0

Punting	No.	Yds	Avg	Net	TB	Lg	B
Baker LG	55	2133	38.8	31.5	4	51	0
Baker TM	13	445	34.2	29.8	1	44	0
Landeta	52	2229	42.9	34.6	7	63	0
Johnson	14	523	37.4	27.7	2	53	0
<b>Eagles</b>	<b>79</b>	<b>3197</b>	<b>40.5</b>	<b>32.6</b>	<b>10</b>	<b>63</b>	<b>0</b>
<b>Opponents</b>	<b>90</b>	<b>3690</b>	<b>41.0</b>	<b>33.1</b>	<b>7</b>	<b>74</b>	<b>0</b>

Punt Returns	Ret	FC	Yds	Avg	Lg	TD
B.Mitchell	46	11	567	12.3	76t	1
Taylor	1	0	0	0.0	0	0
<b>Eagles</b>	<b>47</b>	<b>11</b>	<b>567</b>	<b>12.1</b>	<b>76t</b>	<b>1</b>
<b>Opponents</b>	<b>30</b>	<b>20</b>	<b>420</b>	<b>14.0</b>	<b>90t</b>	<b>2</b>

Kickoff Returns	No.	Yds	Avg	Lg	TD
B.Mitchell	43	1162	27.0	57	0
D.Douglas	4	77	19.3	23	0
Slechta	2	22	11.0	12	0
Levens	1	24	24.0	24	0
Thomason	1	12	12.0	12	0
Kalu	1	0	0.0	0	0
<b>Eagles</b>	<b>52</b>	<b>1297</b>	<b>24.9</b>	<b>57</b>	<b>0</b>
<b>Opponents</b>	<b>76</b>	<b>1637</b>	<b>21.5</b>	<b>100t</b>	<b>1</b>

Field Goals	1-19	20-29	30-39	40-49	50+
Akers	0/0	9/9	14/16	6/7	1/2
<b>Eagles</b>	<b>0/0</b>	<b>9/9</b>	<b>14/16</b>	<b>6/7</b>	<b>1/2</b>
<b>Opponents</b>	<b>0/0</b>	<b>2/3</b>	<b>8/9</b>	<b>6/7</b>	<b>1/2</b>

Akers: (30G) (22G,40G,47G) (51G,20G,32G) (25G,41G) (31G) (30G,36G) (50N,27G,36G,35G) (23G,36G,27G,22G) (34G,20G) (34G) (48N,43G) (31G) (33G,40G,39N) (28G,45G) (32G,39G) (35N)  
Opponents: (33G,47G) ( ) (47G,33G) (48G) (34G,31G) (48G,29N) (26G) (30G,53G) (48N) ( ) (35G) (55N,22G) (34G,43G) ( ) (42G) (36N,39G)



SCHEDULE & RESULTS (11-5) table with columns for date, opponent, location, and score.

TEAM STATS table with columns for Eagles and Opponent statistics.

Score By Periods table with columns for quarter scores and total points.

Passing table with columns for player, attempts, completions, yards, and percentage.

Scoring table with columns for player, touchdowns, rushing, passing, and total points.

2-Pt. Conversions: Eagles 0-0, Opponents 1-3

Rushing table with columns for player, number of carries, yards, and average.

Receiving table with columns for player, number of receptions, yards, and average.

TD, TD%, Int, Int%, Lg, Sk/Lost, Rat table with columns for team stats.

INTs table with columns for player, number of interceptions, yards, and average.

Sacks: H. Douglas 9.5, Simon 7.5, Burgess 6.0, Trotter 3.5, Caldwell 3.0, Kalu 3.0, Whiting 2.5, Grasmann 2.0, Dawkins 1.5, Vincent 1.5, Cook 1.0, Emmons 1.0, Moore 1.0, Taylor 1.0, Da. Walker 1.0, Eagles 45.0, Opponents 40.0

Punting table with columns for player, number of punts, yards, average, and net yards.

Punt Returns table with columns for player, number of returns, yards, average, and long.

Kickoff Returns table with columns for player, number of returns, yards, average, and long.

Field Goals table with columns for player, number of field goals, yards, and percentage.

Akers: (50G) (48G,49N,21G) (40G,19G) (42G,28G) (44N,25G) (34G) ( ) (36G,21G) (24G,46G,26G,28G,30G) (49G) (24G,33G,38G) (37G)(40G,50G) (20G) (43N,35G) (34N,47G,50N) Opponents: (20G,26G) (41G) (41G,43G) (30N) (24G,21G,24G, 49N) (42G,32G) ( ) (43G) (47N,41N,30G) (37N, 43G, 32G) (29G) (34N,37N) (39N,47G,25G,48N) (21G, 32G) (25G,32G) (42G,23G)



SCHEDULE & RESULTS (11-5)					
S-03	W	41-14	at Dallas	62,872	
S-10	L	18-33	NY Giants	65,530	
S-17	L	3-6	at Green Bay	59,869	
S-24	W	21-7	at New Orleans	64,900	
O-01	W	38-10	Atlanta	65,424	
O-08	L	14-17	Washington	65,491	
O-15	W	33-14	at Arizona	38,293	
O-22	W	13-9	Chicago	65,553	
O-29	L	7-24	at NY Giants	78,087	
N-05	W	16-13	Dallas (OT)	65,636	
N-12	W	26-23	at Pittsburgh (OT)	56,702	
N-19	W	34-9	Arizona	65,356	
N-26	W	23-20	at Washington	83,284	
D-03	L	13-15	Tennessee	65,639	
D-10	W	35-24	at Cleveland	72,318	
D-24	W	16-7	Cincinnati	64,902	
<b>NFC WILD CARD</b>					
D-31	W	21-3	Tampa Bay	65,813	
<b>NFC DIVISIONAL PLAYOFF</b>					
J-07	L	10-20	at NY Giants	78,765	

TEAM STATS	EAGLES	OPP
<b>Total First Downs</b>	<b>295</b>	<b>295</b>
Rushing	88	105
Passing	182	159
Penalty	25	31
<b>3rd Down: Made/Att</b>	<b>90/224</b>	<b>72/221</b>
3rd Down Pct.	40.2	32.6
<b>4th Down: Made/Att</b>	<b>7/11</b>	<b>14/24</b>
4th Down Pct.	63.6	58.3
<b>Possession Avg.</b>	<b>29:01</b>	<b>30:59</b>
<b>Total Net Yards</b>	<b>5006</b>	<b>4820</b>
Avg. Per Game	312.9	301.3
Total Plays	1017	1055
Avg. Per Play	4.9	4.6
<b>Net Yards Rushing</b>	<b>1882</b>	<b>1830</b>
Avg. Per Game	117.6	114.4
Total Rushes	397	453
<b>Net Yards Passing</b>	<b>3124</b>	<b>2990</b>
Avg. Per Game	195.3	186.9
Sacked/Yards Lost	45/262	50/291
Gross Yards	3386	3281
Att./Completions	575/331	552/314
Completion Pct.	57.6	56.9
Had Intercepted	15	19
<b>Punts/Average</b>	<b>86/42.3</b>	<b>87/40.4</b>
<b>Net Punting Avg.</b>	<b>86/36.0</b>	<b>87/35.0</b>
<b>Penalties/Yards</b>	<b>113/980</b>	<b>111/936</b>
<b>Fumbles/Ball Lost</b>	<b>22/14</b>	<b>27/12</b>
<b>Touchdowns</b>	<b>38</b>	<b>23</b>
Rushing	13	10
Passing	21	11
Returns	4	2

Score By Periods	Q1	Q2	Q3	Q4	OT	Pts
Eagles	57	97	71	120	6	351
Opponents	34	70	40	101	0	245

Passing	Att	Cmp	Yds	Cmp%	Y/A	TD	TD%	Int	Int%	Lg	Sk/Lost	Rat
McNabb	569	330	3365	58.0	5.91	21	3.7	13	2.3	70t	45/262	77.8
Mitchell	4	1	21	25.0	5.25	0	0.0	0	0.0	21	0/0	49.0
Detmer	1	0	0	0.0	0.00	0	0.0	1	100.0	--	0/0	0.0
Small	1	0	0	0.0	0.00	0	0.0	1	100.0	--	0/0	0.0
<b>Eagles</b>	<b>575</b>	<b>331</b>	<b>3386</b>	<b>57.6</b>	<b>5.89</b>	<b>21</b>	<b>3.7</b>	<b>15</b>	<b>2.6</b>	<b>70t</b>	<b>45/262</b>	<b>75.9</b>
<b>Opponents</b>	<b>552</b>	<b>314</b>	<b>3281</b>	<b>56.9</b>	<b>5.94</b>	<b>11</b>	<b>2.0</b>	<b>19</b>	<b>3.4</b>	<b>70t</b>	<b>50/291</b>	<b>66.6</b>

Scoring	TD	Ru	Pa	Rt	PAT	FG	2Pt	Pts
Akers	0	0	0	0	34/36	29/33	0	121
C.Johnson	7	0	7	0			0	42
McNabb	6	6	0	0			0	36
Mitchell	5	2	1	2			0	30
Thomason	5	0	5	0			0	30
Autry	4	3	1	0			0	24
Small	3	0	3	0			1	20
Lewis	3	0	3	0			0	18
Warren LG	3	2	1	0			0	18
Brown	1	0	1	0			0	6
Caldwell	1	0	0	1			0	6
Pritchett	1	1	0	0			0	6
Staley	1	1	0	0			0	6
Trotter	1	0	0	1			0	6
<b>Eagles</b>	<b>38</b>	<b>13</b>	<b>21</b>	<b>4</b>	<b>34/36</b>	<b>29/33</b>	<b>1</b>	<b>351</b>
<b>Opponents</b>	<b>23</b>	<b>10</b>	<b>11</b>	<b>2</b>	<b>21/21</b>	<b>28/33</b>	<b>1</b>	<b>245</b>

2-Pt. Conversions: Eagles 1-2, Opponents 1-2

Rushing	No.	Yds	Avg	Lg	TD
McNabb	86	629	7.3	54	6
Staley	79	344	4.4	60	1
Autry	112	334	3.0	15	3
Warren LG	74	296	4.0	32t	2
Warren TM	15	42	2.8	11	0
Pritchett	58	225	3.9	16	1
Mitchell	25	187	7.5	85t	2
Martin	13	77	5.9	23	0
C.Johnson	5	18	3.6	15	0
Akers	1	15	15.0	15	0
Detmer	1	8	8.0	8	0
Lee	1	2	2.0	2	0
Small	1	1	1.0	1	0
<b>Eagles</b>	<b>397</b>	<b>1882</b>	<b>4.7</b>	<b>85t</b>	<b>13</b>
<b>Opponents</b>	<b>453</b>	<b>1830</b>	<b>4.0</b>	<b>37</b>	<b>10</b>

Receiving	No.	Yds	Avg	Lg	TD
Lewis	69	735	10.7	52	3
C.Johnson	56	642	11.5	59	7
Small	40	569	14.2	70t	3
Warren LG	32	303	9.5	76t	1
Warren TM	1	1	1.0	1	0
Martin	31	219	7.1	26	0
Staley	25	201	8.0	26	0
Pritchett	25	193	7.7	17	0
Autry	24	275	11.5	37	1
Mitchell	13	89	6.8	21	1
Broughton	12	104	8.7	21	0
Pinkston	10	181	18.1	45	0
Thomason	10	46	4.6	11	5
Brown	9	80	8.9	18	1
McNabb	2	5	2.5	3	0
Lee	1	20	20.0	20	0
D.Douglas	1	9	9.0	9	0
Miller	1	9	9.0	9	0
Van Dyke	1	8	8.0	8	0
<b>Eagles</b>	<b>331</b>	<b>3386</b>	<b>10.2</b>	<b>70t</b>	<b>21</b>
<b>Opponents</b>	<b>314</b>	<b>3281</b>	<b>10.4</b>	<b>70t</b>	<b>11</b>

INTs	No.	Yds	Avg	Lg	TD
Vincent	5	34	6.8	17	0
Dawkins	4	62	15.5	32	0
Taylor	3	64	21.3	38	0
Moore	2	24	12.0	20	0
Emmons	2	8	4.0	8	0
Trotter	1	27	27.0	27t	1
Caldwell	1	25	25.0	25t	1
H.Douglas	1	0	0.0	0	0
Harris	0	1	--	1	0
<b>Eagles</b>	<b>19</b>	<b>255</b>	<b>13.4</b>	<b>38</b>	<b>2</b>
<b>Opponents</b>	<b>15</b>	<b>146</b>	<b>9.7</b>	<b>33</b>	<b>0</b>

Sacks: H. Douglas 15.0, Simon 9.5, Mamula 5.5, H. Thomas 4.0, Grasmanis 3.5, Whiting 3.5, Trotter 3.0, Dawkins 2.0, Gardner 1.0, Vincent 1.0, Darling 0.5, Emmons 0.5, **Eagles 50.0, Opponents 45.0**

Punting	No.	Yds	Avg	Net	TB	Lg	B
Landeta	86	3635	42.3	36.0	8	60	0
<b>Eagles</b>	<b>86</b>	<b>3635</b>	<b>42.3</b>	<b>36.0</b>	<b>8</b>	<b>60</b>	<b>0</b>
<b>Opponents</b>	<b>87</b>	<b>3516</b>	<b>40.4</b>	<b>35.0</b>	<b>7</b>	<b>52</b>	<b>0</b>

Punt Returns	Ret	FC	Yds	Avg	Lg	TD
Mitchell	32	33	335	10.5	72t	1
Bostic	1	0	0	0.0	0	0
<b>Eagles</b>	<b>33</b>	<b>33</b>	<b>335</b>	<b>10.2</b>	<b>72t</b>	<b>1</b>
<b>Opponents</b>	<b>47</b>	<b>18</b>	<b>375</b>	<b>8.0</b>	<b>70t</b>	<b>1</b>

Kickoff Returns	No.	Yds	Avg	Lg	TD
Mitchell	47	1124	23.9	89t	1
D.Douglas	2	50	25.0	41	0
Broughton	1	20	20.0	20	0
Whiting	1	18	18.0	18	0
Pritchett	1	15	15.0	15	0
Thomason	1	10	10.0	10	0
Dawkins	1	2	2.0	2	0
<b>Eagles</b>	<b>54</b>	<b>1239</b>	<b>22.9</b>	<b>89t</b>	<b>1</b>
<b>Opponents</b>	<b>72</b>	<b>1519</b>	<b>21.1</b>	<b>47</b>	<b>0</b>

Field Goals	1-19	20-29	30-39	40-49	50+
Akers	1/1	6/6	14/15	7/10	1/1
<b>Eagles</b>	<b>1/1</b>	<b>6/6</b>	<b>14/15</b>	<b>7/10</b>	<b>1/1</b>
<b>Opponents</b>	<b>0/0</b>	<b>9/9</b>	<b>9/11</b>	<b>8/11</b>	<b>2/2</b>

Akers: (33G,37G) (33G,29G) (43G) ( ) (39G,38G,19G) ( ) (31G,29G) (51G,29G) (48N) (40N,34G,34G,32G) (26G,45G,38N,42G,42G) (38G,46G) (27G,33G,30G) (23G,40G) ( ) (32G,45G,41N,33G) **Opponents:** (34G,38G) (32G,36G,44G,23G) (40N,37G,38G) ( ) (48G) (33N,42N,24G) ( ) (25G,33G,40G) (31G) (48G,27G) (38G,52G,40G) (42G) (26G,20G,44N) (26G,42G,22G,44G,50G) (29G) (31N)











SCHEDULE & RESULTS (10-6)					
S-01	W	17-14	at Washington	53,415	
S-09	L	13-39	at Green Bay	60,666	
S-15	W	24-17	Detroit	66,007	
S-22	W	33-18	at Atlanta	40,107	
S-30	L	19-23	Dallas	67,201	
O-13	W	19-10	at NY Giants	72,729	
O-20	W	35-28	Miami	66,240	
O-27	W	20- 9	Carolina	65,982	
N-03	W	31-21	at Dallas	64,952	
N-10	L	17-24	Buffalo	66,613	
N-17	L	21-26	Washington	66,834	
N-24	L	30-36	at Arizona	36,175	
D-01	W	24- 0	NY Giants	51,468	
D-05	L	10-37	at Indianapolis	52,689	
D-14	W	21-20	at NY Jets	29,178	
D-22	W	29-19	Arizona	63,658	
NFC WILD CARD					
D-29	L	0-14	at San Francisco	56,460	

TEAM STATS	EAGLES	OPP				
<b>Total First Downs</b>	<b>319</b>	<b>264</b>				
Rushing	107	87				
Passing	196	150				
Penalty	16	27				
<b>3rd Down: Made/Att</b>	<b>83/219</b>	<b>84/215</b>				
3rd Down Pct.	37.9	39.1				
<b>4th Down: Made/Att</b>	<b>6/15</b>	<b>5/14</b>				
4th Down Pct.	40.0	35.7				
<b>Possession Avg.</b>	<b>32:12</b>	<b>27:48</b>				
<b>Total Net Yards</b>	<b>5627</b>	<b>4562</b>				
Avg. Per Game	351.7	285.1				
Total Plays	1076	961				
Avg. Per Play	5.2	4.7				
<b>Net Yards Rushing</b>	<b>1882</b>	<b>1583</b>				
Avg. Per Game	117.6	98.9				
Total Rushes	489	421				
<b>Net Yards Passing</b>	<b>3745</b>	<b>2979</b>				
Avg. Per Game	234.1	186.2				
Sacked/Yards Lost	39/234	40/264				
Gross Yards	3979	3243				
Att./Completions	548/328	500/271				
Completion Pct.	59.9	54.2				
Had Intercepted	18	19				
<b>Punts/Average</b>	<b>74/42.0</b>	<b>74/44.4</b>				
<b>Net Punting Avg.</b>	<b>74/35.1</b>	<b>74/37.5</b>				
<b>Penalties/Yards</b>	<b>117/963</b>	<b>99/710</b>				
<b>Fumbles/Ball Lost</b>	<b>24/14</b>	<b>26/12</b>				
<b>Touchdowns</b>	<b>41</b>	<b>35</b>				
Rushing	16	12				
Passing	19	18				
Returns	6	5				
<b>Score By Periods</b>						
	<b>Q1</b>	<b>Q2</b>	<b>Q3</b>	<b>Q4</b>	<b>OT</b>	<b>Pts</b>
Eagles	98	88	64	113	0	363
Opponents	64	119	73	85	0	341

Passing	Att	Cmp	Yds	Cmp%	Y/A	TD	TD%	Int	Int%	Lg	Sk/Lost	Rat
Detmer	401	238	2911	59.4	7.26	15	3.7	13	3.2	42	27/171	80.8
Peete	134	80	992	59.7	7.40	3	2.2	5	3.7	62	11/53	74.6
Rypien	13	10	76	76.9	5.85	1	7.7	0	0.0	16	0/0	116.2
Hoying	0	0	0	---	---	0	---	0	---	---	1/10	---
<b>Eagles</b>	<b>548</b>	<b>328</b>	<b>3979</b>	<b>59.9</b>	<b>7.26</b>	<b>19</b>	<b>3.5</b>	<b>18</b>	<b>3.3</b>	<b>62</b>	<b>39/234</b>	<b>80.1</b>
<b>Opponents</b>	<b>500</b>	<b>271</b>	<b>3243</b>	<b>54.2</b>	<b>6.49</b>	<b>18</b>	<b>3.6</b>	<b>19</b>	<b>3.8</b>	<b>67</b>	<b>40/264</b>	<b>70.4</b>

Scoring	TD	Ru	Pa	Rt	PAT	FG	2Pt	Pts
Anderson	0	0	0	0	40/40	25/29	0	115
Watters	13	13	0	0	0	0	0	78
Fryar	11	0	11	0	0	0	0	66
Jones	5	0	5	0	0	0	0	30
Dunn	2	0	2	0	0	0	0	12
Witherspoon	2	0	0	2	0	0	0	12
Detmer	1	1	0	0	0	0	0	6
Garner	1	1	0	0	0	0	0	6
Hall	1	0	0	1	0	0	0	6
Mamula	1	0	0	1	0	0	0	6
Peete	1	1	0	0	0	0	0	6
W.Thomas	1	0	0	1	0	0	0	6
Turner	1	0	1	0	0	0	0	6
Vincent	1	0	0	1	0	0	0	6
Team (s)	0	0	0	0	0	0	0	2
<b>Eagles</b>	<b>41</b>	<b>16</b>	<b>19</b>	<b>6</b>	<b>40/40</b>	<b>25/29</b>	<b>0</b>	<b>363</b>
<b>Opponents</b>	<b>35</b>	<b>12</b>	<b>18</b>	<b>5</b>	<b>30/32</b>	<b>31/36</b>	<b>3</b>	<b>341</b>

**2-Pt. Conversions:** Eagles 0-1, Opponents 3-3

Rushing	No.	Yds	Avg	Lg	TD
Watters	353	1411	4.0	56t	13
Garner	66	346	5.2	46	1
Detmer	31	59	1.9	9	1
Turner	18	39	2.2	7	0
Peete	20	31	1.6	11	1
Fryar	1	-4	-4.0	-4	0
<b>Eagles</b>	<b>489</b>	<b>1882</b>	<b>3.8</b>	<b>56t</b>	<b>16</b>
<b>Opponents</b>	<b>421</b>	<b>1583</b>	<b>3.8</b>	<b>49t</b>	<b>12</b>

Receiving	No.	Yds	Avg	Lg	TD
Fryar	88	1195	13.6	42	11
Jones	70	859	12.3	38	5
Watters	51	444	8.7	36	0
Turner	43	409	9.5	41	1
Seay	19	260	13.7	35	0
Dunn	15	332	22.1	58	2
Williams LG	15	93	6.2	19	1
Williams TM	2	8	4.0	4	0
Garner	14	92	6.6	13	0
Solomon	8	125	15.6	23	0
West	8	91	11.4	29	0
J.Johnson	7	127	18.1	31	0
Ingram	2	33	16.5	20	0
McIntyre	1	4	4.0	4	0
<b>Eagles</b>	<b>328</b>	<b>3979</b>	<b>12.1</b>	<b>62</b>	<b>19</b>
<b>Opponents</b>	<b>271</b>	<b>3243</b>	<b>12.0</b>	<b>67</b>	<b>18</b>

INTs	No.	Yds	Avg	Lg	TD
Zordich	4	54	13.5	28	0
Vincent	3	144	48.0	90t	1
W.Thomas	3	47	15.7	37	0
Dawkins	3	41	13.7	30	0
Taylor	3	-1	-0.3	0	0
Willis	1	14	14.0	14	0
J.Fuller	1	4	4.0	4	0
Farmer	1	0	0.0	0	0
<b>Eagles</b>	<b>19</b>	<b>303</b>	<b>15.9</b>	<b>104t</b>	<b>1</b>
<b>Opponents</b>	<b>18</b>	<b>265</b>	<b>14.7</b>	<b>65t</b>	<b>3</b>

**Sacks:** Fuller 13.0, Mamula 8.0, W. Thomas 5.5, Hall 4.5, Jefferson 2.5, Dawkins 1.0, Farmer 1.0, Harmon 1.0, K. Johnson 1.0, Taylor 1.0, H. Thomas 1.0, Griffin 0.5, **Eagles 40.0, Opponents 39.0**

Punting	No.	Yds	Avg	Net	TB	Lg	B
Hutton	73	3107	42.6	35.1	9	60	1
<b>Eagles</b>	<b>74</b>	<b>3107</b>	<b>42.0</b>	<b>35.1</b>	<b>9</b>	<b>60</b>	<b>1</b>
<b>Opponents</b>	<b>74</b>	<b>3287</b>	<b>44.4</b>	<b>37.5</b>	<b>9</b>	<b>61</b>	<b>0</b>

Punt Returns	Ret	FC	Yds	Avg	Lg	TD
Seay	35	14	305	8.7	56	0
Solomon	5	3	27	5.4	9	0
Vincent	0	0	-2	--	-2	0
<b>Eagles</b>	<b>40</b>	<b>17</b>	<b>330</b>	<b>8.3</b>	<b>56</b>	<b>0</b>
<b>Opponents</b>	<b>36</b>	<b>12</b>	<b>330</b>	<b>9.2</b>	<b>65t</b>	<b>1</b>

Kickoff Returns	No.	Yds	Avg	Lg	TD
Witherspoon	53	1271	24.0	97t	2
Garner	6	117	19.5	28	0
Seay	4	51	12.8	22	0
Brooks	1	0	0.0	0	0
<b>Eagles</b>	<b>64</b>	<b>1439</b>	<b>22.5</b>	<b>97t</b>	<b>2</b>
<b>Opponents</b>	<b>73</b>	<b>1715</b>	<b>23.5</b>	<b>86</b>	<b>0</b>

Field Goals	1-19	20-29	30-39	40-49	50+
Anderson	0/0	10/11	8/9	7/9	0/0
<b>Eagles</b>	<b>0/0</b>	<b>10/11</b>	<b>8/9</b>	<b>7/9</b>	<b>0/0</b>
<b>Opponents</b>	<b>1/1</b>	<b>8/8</b>	<b>13/15</b>	<b>7/8</b>	<b>2/4</b>

**Anderson:** (26G) ( ) (38N,39G) (28G,33G,39G, 25G) (46G,29B) (39G,46G,45G,29G) ( ) (46G, 21G) (30G) (23G) ( ) (44G,25G,32G) (44G,44N) (31G) (48N) (23G,22G,43G,26G,39G)

**Opponents:** (53N) (29G,44G,38G) (51G) (43G) (46G,30G,21G) (39G) (37G,39G) (51N,47G,39G, 29G) (19G,37G) (38G) (37G,22G,30G,33G) (21G, 31B,36G,27G) ( ) (30G,42G,51G) (27G,48N,29G) (41G,41G,38N)



SCHEDULE & RESULTS (10-6) table with columns for date, opponent, location, and score. Includes NFC Wild Card and Divisional Playoff games.

TEAM STATS table comparing Eagles and Opponents across categories like Total First Downs, Net Yards Rushing, Net Yards Passing, etc.

Passing statistics table with columns: Att, Cmp, Yds, Cmp%, Y/A. Totals for Eagles and Opponents.

Scoring statistics table with columns: TD, Ru, Pa, Rt, PAT, FG, 2Pt, Pts. Totals for Eagles and Opponents.

2-Pt. Conversions: Eagles 2-3, Opponents 2-4

Rushing statistics table with columns: No., Yds, Avg, Lg, TD. Totals for Eagles and Opponents.

Receiving statistics table with columns: No., Yds, Avg, Lg, TD. Totals for Eagles and Opponents.

INT statistics table with columns: TD, TD%, Int, Int%, Lg, Sk/Lost, Rat. Totals for Eagles and Opponents.

INTs table with columns: No., Yds, Avg, Lg, TD. Lists individual player stats.

Sacks: Fuller 13.0, Harmon 11.0, K. Johnson 6.0, Mamula 5.5, Stubbs 5.5, Thomas 2.0, Woodard 1.5, Hall 1.0, Romanowski 1.0, Zordich 1.0, Gunn 0.5, Eagles 48.0, Opponents 46.0

Punting statistics table with columns: No., Yds, Avg, Net, TB, Lg, B. Totals for Eagles and Opponents.

Punt Returns statistics table with columns: Ret, FC, Yds, Avg, Lg, TD. Totals for Eagles and Opponents.

Kickoff Returns statistics table with columns: No., Yds, Avg, Lg, TD. Totals for Eagles and Opponents.

Field Goals statistics table with columns: 1-19, 20-29, 30-39, 40-49, 50+. Totals for Eagles and Opponents.

Anderson: (21G,28G) (51N,43G) (43N) (30G, 56N) (20G,43G,36G,37G,42G) (40G,43G,35G) (45N,40G) (20G,36G) (36G,37G) (52N,39G) ( ) (41N) (32N) (42G,27G,38G,42G) (48B) ( )



SCHEDULE & RESULTS (7-9)					
S-04	L	23-28	at NY Giants	76,130	
S-12	W	30-22	Chicago	64,890	
S-18	W	13-7	Green Bay	63,922	
O-02	W	40-8	at San Francisco	64,843	
O-09	W	21-17	Washington	63,947	
O-16	L	13-24	at Dallas	64,703	
O-24	W	21-6	Houston	65,233	
O-30	W	31-29	at Washington	53,530	
N-06	W	17- 7	Arizona	64,952	
N-13	L	7-26	Cleveland	65,233	
N-20	L	6-12	at Arizona	62,779	
N-27	L	21-28	at Atlanta	60,008	
D-04	L	19-31	Dallas	65,974	
D-11	L	3-14	at Pittsburgh	55,474	
D-18	L	13-16	NY Giants	64,540	
D-24	L	30-33	at Cincinnati	39,923	

TEAM STATS	EAGLES	OPP
<b>Total First Downs</b>	<b>293</b>	<b>275</b>
Rushing	103	94
Passing	168	151
Penalty	22	30
<b>3rd Down: Made/Att</b>	<b>101/243</b>	<b>78/214</b>
3rd Down Pct.	41.6	36.4
<b>4th Down: Made/Att</b>	<b>6/17</b>	<b>4/9</b>
4th Down Pct.	35.3	44.4
<b>Possession Avg.</b>	<b>30:47</b>	<b>29:13</b>
<b>Total Net Yards</b>	<b>5125</b>	<b>4710</b>
Avg. Per Game	320.3	294.4
Total Plays	1046	981
Avg. Per Play	4.9	4.8
<b>Net Yards Rushing</b>	<b>1761</b>	<b>1616</b>
Avg. Per Game	110.1	101.0
Total Rushes	432	449
<b>Net Yards Passing</b>	<b>3364</b>	<b>3094</b>
Avg. Per Game	210.3	193.4
Sacked/Yards Lost	48/372	42/265
Gross Yards	3736	3359
Att./Completions	566/316	490/251
Completion Pct.	55.8	51.2
Had Intercepted	14	21
<b>Punts/Average</b>	<b>92/40.5</b>	<b>90/39.7</b>
<b>Net Punting Avg.</b>	<b>92/35.4</b>	<b>90/32.8</b>
<b>Penalties/Yards</b>	<b>138/1107</b>	<b>98/844</b>
<b>Fumbles/Ball Lost</b>	<b>23/12</b>	<b>29/14</b>
<b>Touchdowns</b>	<b>35</b>	<b>33</b>
Rushing	14	11
Passing	18	20
Returns	3	2

Score By Periods	Q1	Q2	Q3	Q4	OT	Pts
Eagles	48	106	81	73	0	308
Opponents	65	73	65	105	0	308

Passing	Att	Cmp	Yds	Cmp%	Y/A
Cunningham	490	265	3229	54.1	6.59
Brister	76	51	507	67.1	6.67
<b>Eagles</b>	<b>566</b>	<b>316</b>	<b>3736</b>	<b>55.8</b>	<b>6.60</b>
<b>Opponents</b>	<b>490</b>	<b>251</b>	<b>3359</b>	<b>51.2</b>	<b>6.86</b>

Scoring	TD	Ru	Pa	Rt	PAT	FG	2Pt	Pts
Murray	0	0	0	0	33-33	21-25	0	96
Walker	8	5	2	1			0	48
Barnett	5	0	5	0			0	30
Bavaro	3	0	3	0			0	18
Cunningham	3	3	0	0			0	18
Garner	3	3	0	0			0	18
Joseph	3	1	2	0			0	18
C.Williams	3	0	3	0			0	18
Hebron	2	2	0	0			0	12
M.Johnson	2	0	2	0			0	12
Bailey	1	0	1	0			0	6
G.Jackson	1	0	0	1			0	6
Zordich	1	0	0	1			0	6
Fuller (s)	0	0	0	0			0	2
<b>Eagles</b>	<b>35</b>	<b>14</b>	<b>18</b>	<b>3</b>	<b>33-33</b>	<b>21-25</b>	<b>0</b>	<b>308</b>
<b>Opponents</b>	<b>35</b>	<b>11</b>	<b>20</b>	<b>2</b>	<b>27-28</b>	<b>25-26</b>	<b>4</b>	<b>308</b>

2-Pt. Conversions: Eagles 0-2, Opponents 4-5

Rushing	No.	Yds	Avg	Lg	TD
Walker	113	528	4.7	91t	5
Garner	109	399	3.7	28t	3
Hebron	82	325	4.0	19	2
Cunningham	65	288	4.4	22	3
Joseph	60	203	3.4	34t	1
C.Williams	2	11	5.5	6	0
Brister	1	7	7.0	7	0
<b>Eagles</b>	<b>432</b>	<b>1761</b>	<b>4.1</b>	<b>91t</b>	<b>14</b>
<b>Opponents</b>	<b>449</b>	<b>1616</b>	<b>3.6</b>	<b>33</b>	<b>11</b>

Receiving	No.	Yds	Avg	Lg	TD
Barnett	78	1127	14.4	54	5
C.Williams	58	813	14.0	53	3
Walker	50	500	10.0	93	2
Joseph	43	344	8.0	35t	2
M.Johnson	21	204	9.7	22	2
Bailey	20	311	15.6	61	1
Hebron	18	137	7.6	29	0
Bavaro	17	215	12.6	27t	3
Garner	8	74	9.3	28	0
Alexander	2	1	0.5	1	0
Sydner	1	10	10.0	10	0
<b>Eagles</b>	<b>316</b>	<b>3736</b>	<b>11.8</b>	<b>93</b>	<b>18</b>
<b>Opponents</b>	<b>251</b>	<b>3359</b>	<b>13.4</b>	<b>85t</b>	<b>20</b>

TD	TD%	Int	Int%	Lg	Sk/Lost	Rat	
16	3.3	13	2.7	93	43/333	74.4	
2	2.6	1	1.3	53	5/39	89.1	
<b>Eagles</b>	<b>18</b>	<b>3.2</b>	<b>14</b>	<b>2.5</b>	<b>93</b>	<b>48/372</b>	<b>76.4</b>
<b>Opponents</b>	<b>20</b>	<b>4.1</b>	<b>21</b>	<b>4.3</b>	<b>85t</b>	<b>42/265</b>	<b>69.1</b>

INTs	No.	Yds	Avg	Lg	TD
G.Jackson	6	86	14.3	55t	1
Zordich	4	39	9.8	18t	1
Allen	3	61	20.3	33	0
Romanowski	2	8	4.0	8	0
McMillian	2	2	1.0	5	0
W.Thomas	1	7	7.0	7	0
Evans	1	6	6.0	6	0
Hager	1	0	0.0	0	0
Harmon	1	0	0.0	0	0
<b>Eagles</b>	<b>21</b>	<b>209</b>	<b>10.0</b>	<b>55t</b>	<b>2</b>
<b>Opponents</b>	<b>14</b>	<b>206</b>	<b>14.7</b>	<b>94t</b>	<b>1</b>

Sacks: Fuller 9.5, Harmon 9.0, W.Thomas 6.0, Grossman 5.5, Flores 3.0, Romanowski 2.5, Townsend 2.0, Hager 1.0, Jeter 1.0, Smith 1.0, Zordich 1.0, Evans 0.5, **Eagles 42.0, Opponents 48.0**

Punting	No.	Yds	Avg	Net	TB	Lg	B
Barker	66	2696	40.8	36.3	7	67	0
Berger	25	951	38.0	31.3	2	57	0
Cunningham	1	80	80.0	80.0	0	80	0
<b>Eagles</b>	<b>92</b>	<b>3727</b>	<b>40.5</b>	<b>35.4</b>	<b>9</b>	<b>80</b>	<b>0</b>
<b>Opponents</b>	<b>90</b>	<b>3570</b>	<b>39.7</b>	<b>32.8</b>	<b>12</b>	<b>60</b>	<b>0</b>

Punt Returns	Ret	FC	Yds	Avg	Lg	TD
Sydner	40	17	381	9.5	49	0
O'Neal	1	0	0	0.0	0	0
Bailey	0	1	0	-	-	0
<b>Eagles</b>	<b>41</b>	<b>18</b>	<b>381</b>	<b>9.3</b>	<b>49</b>	<b>0</b>
<b>Opponents</b>	<b>47</b>	<b>17</b>	<b>286</b>	<b>6.1</b>	<b>68t</b>	<b>1</b>

Kickoff Returns	No.	Yds	Avg	Lg	TD
Walker	21	581	27.7	94t	1
Hebron	21	443	21.1	33	0
Sydner	20	392	19.6	34	0
O.Smith	1	14	14.0	14	0
Joseph	1	11	11.0	11	0
M.Johnson	1	0	0.0	0	0
O'Neal	1	0	0.0	0	0
Zordich	1	0	0.0	0	0
<b>Eagles</b>	<b>67</b>	<b>1441</b>	<b>21.5</b>	<b>94t</b>	<b>1</b>
<b>Opponents</b>	<b>64</b>	<b>1425</b>	<b>22.3</b>	<b>68</b>	<b>0</b>

Field Goals	1-19	20-29	30-39	40-49	50+
Murray	1/1	8/8	10/10	2/6	0/0
<b>Eagles</b>	<b>1/1</b>	<b>8/8</b>	<b>10/10</b>	<b>2/6</b>	<b>0/0</b>
<b>Opponents</b>	<b>3/3</b>	<b>9/9</b>	<b>5/5</b>	<b>5/5</b>	<b>3/4</b>

**Murray:** (21G,39G,36G) (41G,29G,33G) (26G,26G) (36G) ( ) ( ) (49N,42N,30G) (42N,36G) ( ) (26G,30G) ( ) (22G,19G) (21G) (32G,42G,44N) (36G,23G,35G)  
**Opponents:** ( ) ( ) ( ) (47G) (37G) (21G,24G) (54G,23G,40G) (52N) (35G,41G,22G,36G) (24G,24G,24G,39G) (50G,40G) (19G) ( ) (47G,19G,18G) (28G,36G,22G,54G)





SCHEDULE & RESULTS (11-5)

Table listing game schedule and results from S-06 to J-10, including opponent, location, and yardage.

TEAM STATS

Summary statistics table comparing Eagles and Opponents across various metrics like Total First Downs, Rushing, Passing, and Touchdowns.

Score By Periods table showing quarter-by-quarter scores for Eagles and Opponents.

Passing statistics table for the Eagles and Opponents, listing Att, Cmp, Yds, Cmp%, Y/A, TD, TD%, Int, Int%, Lg, Sk/Lost, and Rat.

Scoring and INTs statistics table, including Rushing, Receiving, Punting, and INTs data for Eagles and Opponents.

Rushing statistics table listing individual player performance metrics such as No., Yds, Avg, Lg, and TD.

Receiving and Punt Returns statistics table, detailing player receiving stats and punt return performance.

Sacks: Simmons 19.0, White 14.0, Harmon 7.5, Joyner 7.0, Pitts 4.0, Golic 2.0, W.Thomas 1.5, Eagles 55.0, Opponents 64.0

Punting statistics table showing No., Yds, Avg, Net, TB, Lg, B for Eagles and Opponents.

Punt Returns statistics table listing Ret, FC, Yds, Avg, Lg, TD for Eagles and Opponents.

Kickoff Returns statistics table listing No., Yds, Avg, Lg, TD for Eagles and Opponents.

Field Goals statistics table showing 1-19, 20-29, 30-39, 40-49, 50+ yard field goals for Eagles and Opponents.

Ruzek: (18G) (33G) (50G,27G,35G) (40G) (49G,39N,43B) (39G) (46N,42N) (18G) (24G) (34G) ( ) (40N) (42G,34B,44G) (45N,47N,23G) (40B,45G,46G) Opponents: (39G,31G,41N) (48N) (49N,33N) (48N) (20G) (32N,18G,21G,28G) (24N,34G) (42N,38N,35G,48G) (22G) (31G,41G) (35G,44G) (22G,28N,28G) (42N,32G) (39G) (29G,41G) (20G)



SCHEDULE & RESULTS (10-6)

Table with columns for game date, opponent, location, and score. Games include S-01 vs NY Giants (W 20-3), S-08 vs Phoenix (L 10-26), S-15 vs Dallas (W 24-0), S-22 vs Pittsburgh (W 23-14), S-30 vs Washington (L 0-23), O-06 vs Tampa Bay (L 13-14), O-13 vs New Orleans (L 6-13), O-27 vs San Francisco (L 7-23), N-04 vs NY Giants (W 30-7), N-10 vs Cleveland (W 32-30), N-17 vs Cincinnati (W 17-10), N-24 vs Phoenix (W 34-14), D-02 vs Houston (W 13-6), D-08 vs NY Giants (W 19-14), D-15 vs Dallas (L 13-25), D-22 vs Washington (W 24-22).

TEAM STATS table with columns for category, EAGLES, and OPP. Categories include Total First Downs, Rushing, Passing, 3rd Down Made/Att, 4th Down Made/Att, Possession Avg, Total Net Yards, Net Yards Rushing, Net Yards Passing, Punts/Average, Net Punting Avg, Penalties/Yards, Fumbles/Ball Lost, Touchdowns, and Score By Periods.

Passing stats table with columns: Player, Att, Cmp, Yds, Cmp%, Y/A, TD, TD%, Int, Int%, Lg, Sk/Lost, Rat. Totals for Eagles: 513 Att, 285 Cmp, 3169 Yds, 55.6 Cmp%, 6.18 Y/A, 17 TD, 3.3 TD%, 27 Int, 5.3 Int%, 75t Lg, 45/263 Sk/Lost, 63.2 Rat.

Scoring stats table with columns: Player, TD, Ru, Pa, Rt, PAT, FG, 2Pt, Pts. Totals for Eagles: 29 TD, 8 Ru, 17 Pa, 4 Rt, 27-29 PAT, 28-33 FG, 0 2Pt, 285 Pts.

Rushing stats table with columns: Player, No., Yds, Avg, Lg, TD. Totals for Eagles: 446 No., 1396 Yds, 3.1 Avg, 28 Lg, 8 TD.

Receiving stats table with columns: Player, No., Yds, Avg, Lg, TD. Totals for Eagles: 285 No., 3169 Yds, 11.1 Avg, 75t Lg, 17 TD.

INTs stats table with columns: Player, No., Yds, Avg, Lg, TD. Totals for Eagles: 26 No., 280 Yds, 10.8 Avg, 74t Lg, 1 TD.

Sacks stats table with columns: Player, No., Yds, Avg, Lg, TD. Totals for Eagles: 27 No., 432 Yds, 16.0 Avg, 59 Lg, 2 TD.

Sacks: White 15.0, Simmons 13.0, Brown 9.0, Joyner 6.5, Golic 2.5, Hopkins 2.0, Pitts 2.0, W.Thomas 2.0, Booty 1.0, Jenkins 1.0, Eagles 55.0, Opponents 45.0

Punting stats table with columns: Player, No., Yds, Avg, Net, TB, Lg, B. Totals for Eagles: 88 No., 3640 Yds, 41.4 Avg, 34.0 Net, 11 TB, 77 Lg, 1 B.

Punt Returns stats table with columns: Player, Ret, FC, Yds, Avg, Lg, TD. Totals for Eagles: 53 Ret, 9 FC, 416 Yds, 7.8 Avg, 40 Lg, 0 TD.

Kickoff Returns stats table with columns: Player, No., Yds, Avg, Lg, TD. Totals for Eagles: 47 No., 764 Yds, 16.3 Avg, 33 Lg, 0 TD.

Field Goals stats table with columns: Player, 1-19, 20-29, 30-39, 40-49, 50+. Totals for Eagles: 2/2 1-19, 8/8 20-29, 9/10 30-39, 8/10 40-49, 1/3 50+.

Ruzek: (37G,40G) (47G,47N) (42G,55N) (27G,34G,20G) (18G,45G) (48G,41G) (37N) (38G,36G,25G) (21G,37G,24G,19G) (42N,37G) (23G,29G) (46G,21G,51G,36G) (37G,51N,47G) (38G) Opponents: (21G) (52G,28G,22G,42G) (1) (37G,35G,45N,27G) (32N) (36G,43N,26G) (45G,25G,50G) (50G) (38G) (43N) (42G,47G) (44N,32N) (50G,55N,32G,37G) (21G,47G,47G,38G,49N,35G)



SCHEDULE & RESULTS (10-6)					
S-09	L	20-27	at NY Giants	76,202	
S-16	L	21-23	Phoenix	64,396	
S-23	W	27-21	at LA Rams	63,644	
S-30	L	23-24	Indianapolis	62,067	
O-15	W	32-24	Minnesota	66,296	
O-21	L	7-13	at Washington	53,567	
O-28	W	21-20	at Dallas	62,605	
N-04	W	48-20	New England	65,514	
N-12	W	28-14	Washington	65,857	
N-18	W	24-23	at Atlanta	53,755	
N-25	W	31-13	NY Giants	66,706	
D-02	L	23-30	at Buffalo	79,320	
D-09	L	20-23	at Miami (OT)	67,034	
D-16	W	31-0	Green Bay	65,627	
D-23	W	17-3	Dallas	63,895	
D-29	W	23-21	at Phoenix	31,796	
<b>NFC WILD CARD</b>					
J-05	L	6-20	Washington	65,287	

TEAM STATS	EAGLES	OPP
<b>Total First Downs</b>	<b>325</b>	<b>251</b>
Rushing	132	59
Passing	170	169
Penalty	23	23
<b>3rd Down: Made/Att</b>	<b>90/218</b>	<b>68/217</b>
3rd Down Pct.	41.3	31.3
<b>4th Down: Made/Att</b>	<b>9/12</b>	<b>8/18</b>
4th Down Pct.	75.0	44.4
<b>Possession Avg.</b>	<b>33:19</b>	<b>26:41</b>
<b>Total Net Yards</b>	<b>5700</b>	<b>4660</b>
Avg. Per Game	356.3	291.3
Total Plays	1069	948
Avg. Per Play	5.3	4.9
<b>Net Yards Rushing</b>	<b>2556</b>	<b>1169</b>
Avg. Per Game	159.8	73.1
Total Rushes	540	337
<b>Net Yards Passing</b>	<b>3144</b>	<b>3491</b>
Avg. Per Game	196.5	218.2
Sacked/Yards Lost	50/438	45/280
Gross Yards	3582	3771
Att./Completions	479/281	566/273
Completion Pct.	58.7	48.2
Had Intercepted	13	19
<b>Punts/Average</b>	<b>74/40.9</b>	<b>86/40.3</b>
<b>Net Punting Avg.</b>	<b>35.5</b>	<b>34.4</b>
<b>Penalties/Yards</b>	<b>120/981</b>	<b>94/706</b>
<b>Fumbles/Ball Lost</b>	<b>32/15</b>	<b>32/11</b>
<b>Touchdowns</b>	<b>48</b>	<b>33</b>
Rushing	10	9
Passing	34	23
Returns	4	1

Score By Periods	Q1	Q2	Q3	Q4	OT	Pts
Eagles	84	104	67	141	0	396
Opponents	71	81	40	104	3	299

Passing	Att	Cmp	Yds	Cmp%	Y/A
Cunningham	465	271	3466	58.3	7.45
McMahon	9	6	63	66.7	7.00
Byars	4	4	53	100.0	13.25
Feagles	1	0	0	0.0	0.00
<b>Eagles</b>	<b>479</b>	<b>281</b>	<b>3582</b>	<b>58.7</b>	<b>7.48</b>
<b>Opponents</b>	<b>566</b>	<b>273</b>	<b>3771</b>	<b>48.2</b>	<b>6.66</b>

TD	TD%	Int	Int%	Lg	Sk/Lost	Rat
30	6.5	13	2.8	95t	49/431	91.6
0	0.0	0	0.0	21	1/7	86.8
4	100.0	0	0.0	18t	0/0	158.3
0	0.0	0	0.0	0	0/0	39.6
<b>34</b>	<b>7.1</b>	<b>13</b>	<b>2.7</b>	<b>95t</b>	<b>50/438</b>	<b>94.5</b>
<b>23</b>	<b>4.1</b>	<b>19</b>	<b>3.4</b>	<b>78t</b>	<b>45/280</b>	<b>69.6</b>

Scoring	TD	Ru	Pa	Rt	PAT	FG	2Pt	Pts
Ruzek	0	0	0	0	45-48	21-29	0	108
C.Williams	9	0	9	0			0	54
Barnett	8	0	8	0			0	48
Kei.Jackson	6	0	6	0			0	36
Cunningham	5	5	0	0			0	30
Sherman	4	1	3	0			0	24
Toney	4	1	3	0			0	24
Byars	3	0	3	0			0	18
Allen	1	0	0	1			0	6
Drummond	1	1	0	0			0	6
Evans	1	0	0	1			0	6
Frizzell	1	0	0	1			0	6
Hargrove	1	0	1	0			0	6
Quick	1	0	1	0			0	6
Sanders	1	1	0	0			0	6
Simmons	1	0	0	1			0	6
Vick	1	1	0	0			0	6
<b>Eagles</b>	<b>48</b>	<b>10</b>	<b>34</b>	<b>4</b>	<b>45-48</b>	<b>21-29</b>	<b>0</b>	<b>396</b>
<b>Opponents</b>	<b>33</b>	<b>9</b>	<b>23</b>	<b>1</b>	<b>32-33</b>	<b>23-32</b>	<b>0</b>	<b>299</b>

Rushing	No.	Yds	Avg	Lg	TD
Cunningham	118	942	8.0	52t	5
Sherman	164	685	4.2	36	1
Toney	132	452	3.4	20	1
Sanders	56	208	3.7	39	1
Byars	37	141	3.8	23	0
Vick	16	58	3.6	17	1
Drummond	8	33	4.1	9	1
C.Williams	2	20	10.0	18	0
Barnett	2	13	6.5	12	0
Feagles	2	3	1.5	3	0
McMahon	3	1	0.3	3	0
<b>Eagles</b>	<b>540</b>	<b>2556</b>	<b>4.7</b>	<b>52t</b>	<b>10</b>
<b>Opponents</b>	<b>337</b>	<b>1169</b>	<b>3.5</b>	<b>51</b>	<b>9</b>

INTs	No.	Yds	Avg	Lg	TD
Hopkins	5	45	9.0	21	0
Frizzell	3	91	30.3	37	1
Allen	3	37	12.3	35t	1
B.Smith	3	1	0.3	1	0
Evans	1	48	48.0	48	0
White	1	33	33.0	33	0
Golic	1	12	12.0	12	0
Joyner	1	9	9.0	9	0
Hoage	1	0	0.0	0	0
<b>Eagles</b>	<b>19</b>	<b>271</b>	<b>14.3</b>	<b>42</b>	<b>3</b>
<b>Opponents</b>	<b>13</b>	<b>88</b>	<b>6.8</b>	<b>38</b>	<b>0</b>

**Sacks:** White 14.0, Simmons 8.0, Joyner 7.5, Small 3.5, Pitts 3.0, Hopkins 2.0, Golic 2.0, J.Brown 1.0, Chapura 1.0, Evans 1.0, Frizzell 1.0, Hoage 1.0  
**Eagles 45.0, Opponents 50.0**

Punting	No.	Yds	Avg	Net	TB	Lg	B
Feagles	72	3026	42.0	35.5	3	60	2
<b>Eagles</b>	<b>74</b>	<b>3026</b>	<b>40.9</b>	<b>35.5</b>	<b>3</b>	<b>60</b>	<b>2</b>
<b>Opponents</b>	<b>86</b>	<b>3470</b>	<b>40.3</b>	<b>34.4</b>	<b>10</b>	<b>59</b>	<b>0</b>

Punt Returns	Ret	FC	Yds	Avg	Lg	TD
R.Harris	16	2	151	9.4	30	0
Hargrove	12	2	83	6.9	13	0
Edwards	8	7	60	7.5	13	0
Bellamy	2	0	22	11.0	22	0
C.Williams	2	0	-1	-0.5	0	0
<b>Eagles</b>	<b>40</b>	<b>11</b>	<b>315</b>	<b>7.9</b>	<b>30</b>	<b>0</b>
<b>Opponents</b>	<b>37</b>	<b>19</b>	<b>338</b>	<b>9.1</b>	<b>68t</b>	<b>1</b>

Kickoff Returns	No.	Yds	Avg	Lg	TD
Hargrove	19	341	17.9	30	0
Sanders	15	299	19.9	37	0
Ken.Jackson	6	125	20.8	30	0
Barnett	4	65	16.3	22	0
R.Harris	1	44	44.0	44	0
Edwards	3	36	12.0	14	0
Vick	2	22	11.0	13	0
Bellamy	1	17	17.0	17	0
Jenkins	1	14	14.0	14	0
Allen	1	2	2.0	2	0
Hager	1	0	0.0	0	0
<b>Eagles</b>	<b>54</b>	<b>965</b>	<b>17.9</b>	<b>44</b>	<b>0</b>
<b>Opponents</b>	<b>74</b>	<b>1408</b>	<b>19.0</b>	<b>40</b>	<b>0</b>

Field Goals	1-19	20-29	30-39	40-49	50+
Ruzek	2/2	5/7	9/12	4/7	1/1
<b>Eagles</b>	<b>2/2</b>	<b>5/7</b>	<b>9/12</b>	<b>4/7</b>	<b>1/1</b>
<b>Opponents</b>	<b>0/0</b>	<b>4/4</b>	<b>7/8</b>	<b>10/15</b>	<b>2/5</b>

**Ruzek:** (37G,29G ) ( ) (43G,36N,18G)  
 (22G,49N,44G,31G) (38G,30G,29G,19G) (28N,40N)  
 ( ) (27G,34G) ( ) (46G) (39G) (32G) (39N,53G,33G)  
 (22N,34G,37N) (47N,29G) (44G)  
**Opponents:** (38G,46G) (25G,50G,42G) (48N) (41G)  
 (33G) (51N,48N,41N,50N,33G,39G) (43G,43G,  
 51N) (39G,49N,44G) ( ) (53G,46G,28G) ( ) (43G,  
 21G,45G,36N) (24G,34G,39G) (47N) (46G) ( )







SCHEDULE & RESULTS (10-6)					
S-04	W	41-14	at Tampa Bay	43,502	
S-11	L	24-28	Cincinnati	43,502	
S-18	L	10-17	at Washington	53,920	
S-25	L	21-23	at Minnesota	56,012	
O-02	W	32-23	Houston	64,692	
O-10	W	24-13	NY Giants	63,736	
O-16	L	3-19	at Cleveland	78,787	
O-23	W	24-23	Dallas	66,309	
O-30	L	24-27	Atlanta	60,091	
N-06	W	30-24	LA Rams	65,624	
N-13	W	27-26	at Pittsburgh	46,026	
N-20	W	23-17	at NY Giants (OT)	43,621	
N-27	W	31-21	Phoenix	57,918	
D-04	L	19-20	Washington	65,947	
D-10	W	23-17	at Phoenix	54,832	
D-18	W	23-7	at Dallas	46,131	
<b>NFC DIVISIONAL PLAYOFF</b>					
D-31	L	12-20	at Chicago	65,534	

TEAM STATS	EAGLES	OPP
<b>Total First Downs</b>	<b>318</b>	<b>311</b>
Rushing	105	85
Passing	179	199
Penalty	34	27
<b>3rd Down: Made/Att</b>	<b>92/246</b>	<b>75/225</b>
3rd Down Pct.	37.4	33.3
<b>4th Down: Made/Att</b>	<b>8/12</b>	<b>10/19</b>
4th Down Pct.	66.7	52.6
<b>Possession Avg.</b>	<b>na</b>	<b>na</b>
<b>Total Net Yards</b>	<b>5430</b>	<b>5799</b>
Avg. Per Game	339.4	362.4
Total Plays	1102	1086
Avg. Per Play	4.9	5.3
<b>Net Yards Rushing</b>	<b>1945</b>	<b>1652</b>
Avg. Per Game	121.6	103.3
Total Rushes	464	466
<b>Net Yards Passing</b>	<b>3485</b>	<b>4147</b>
Avg. Per Game	217.8	259.2
Sacked/Yards Lost	57/442	42/296
Gross Yards	3927	4443
Att./Completions	581/309	578/309
Completion Pct.	53.2	53.5
Had Intercepted	17	32
<b>Punts/Average</b>	<b>104/39.7</b>	<b>85/37.8</b>
<b>Net Punting Avg.</b>	<b>34.3</b>	<b>32.4</b>
<b>Penalties/Yards</b>	<b>115/907</b>	<b>115/897</b>
<b>Fumbles/Ball Lost</b>	<b>29/9</b>	<b>28/12</b>
<b>Touchdowns</b>	<b>44</b>	<b>37</b>
Rushing	17	11
Passing	25	23
Returns	2	3

Score By Periods	Q1	Q2	Q3	Q4	OT	Pts
Eagles	76	131	65	101	6	379
Opponents	111	47	73	88	0	319

Passing	Att	Cmp	Yds	Cmp%	Y/A	TD	TD%	Int	Int%	Lg	Sk/Lost	Rat
Cunningham	560	301	3808	53.8	6.80	24	4.3	16	2.9	80t	57/442	77.6
Cavanaugh	16	7	101	43.8	6.31	1	6.3	1	6.3	42	0/0	59.6
Teltschik	3	1	18	33.3	6.00	0	0.0	0	0.0	18	0/0	54.9
Byars	2	0	0	0.0	0.00	0	0.0	0	0.0	--	0/0	39.6
<b>Eagles</b>	<b>581</b>	<b>309</b>	<b>3927</b>	<b>53.2</b>	<b>6.76</b>	<b>25</b>	<b>4.3</b>	<b>17</b>	<b>2.9</b>	<b>80t</b>	<b>57/442</b>	<b>76.7</b>
<b>Opponents</b>	<b>578</b>	<b>309</b>	<b>4443</b>	<b>53.5</b>	<b>7.69</b>	<b>23</b>	<b>4.0</b>	<b>32</b>	<b>5.5</b>	<b>93t</b>	<b>42/296</b>	<b>68.9</b>

Scoring	TD	Ru	Pa	Rt	PAT	FG	2Pt	Pts
Zendejas	0	0	0	0	30/31	19/24	0	87
Byars	10	6	4	0			0	60
Carter	7	0	6	1			0	42
Cunningham	6	6	0	0			0	36
Kei.Jackson	6	0	6	0			0	36
Toney	5	4	1	0			0	30
Quick	4	0	4	0			0	24
Dorsey	0	0	0	0	9/9	4/7	0	21
Johnson	2	0	2	0			0	12
Simmons (s)	1	0	0	1			0	8
Garrity	1	0	1	0			0	6
Giles	1	0	1	0			0	6
Hoage	1	1	0	0			0	6
Dawson	0	0	0	0	3/3	0/1	0	3
Jenkins (s)	0	0	0	0			0	2
<b>Eagles</b>	<b>44</b>	<b>17</b>	<b>25</b>	<b>2</b>	<b>42/43</b>	<b>23/32</b>	<b>0</b>	<b>379</b>
<b>Opponents</b>	<b>37</b>	<b>11</b>	<b>23</b>	<b>3</b>	<b>35/37</b>	<b>20/29</b>	<b>0</b>	<b>319</b>

Rushing	No.	Yds	Avg	Lg	TD
Cunningham	93	624	6.7	33t	6
Byars	152	517	3.4	52	6
Toney	139	502	3.6	20	4
Haddix	57	185	3.2	15	0
Hoage	1	38	38.0	38t	1
Teltschik	2	36	18.0	23	0
Tautalatasi	14	28	2.0	9	0
Abercrombie	5	14	2.8	5	0
Carter	1	1	1.0	1	0
<b>Eagles</b>	<b>464</b>	<b>1945</b>	<b>4.2</b>	<b>52</b>	<b>17</b>
<b>Opponents</b>	<b>466</b>	<b>1652</b>	<b>3.5</b>	<b>65</b>	<b>11</b>

Receiving	No.	Yds	Avg	Lg	TD
Keith Jackson	81	869	10.7	41	6
Byars	72	705	9.8	37t	4
Carter	39	761	19.5	80t	6
Toney	34	256	7.5	24	1
Quick	22	508	23.1	55t	4
R.Johnson	19	417	21.9	54	2
Garrity	17	208	12.2	20	1
Haddix	12	82	6.8	14	0
Giles	6	57	9.5	17	1
Tautalatasi	5	48	9.6	21	0
Konecny	1	18	18.0	18	0
Abercrombie	1	-2	-2.0	-2	0
<b>Eagles</b>	<b>309</b>	<b>3927</b>	<b>12.7</b>	<b>80t</b>	<b>25</b>
<b>Opponents</b>	<b>309</b>	<b>4443</b>	<b>14.4</b>	<b>93t</b>	<b>23</b>

INTs	No.	Yds	Avg	Lg	TD
Hoage	8	116	14.5	38	0
Allen	5	76	15.2	21	0
Hopkins	5	21	4.2	11	0
Joyner	4	96	24.0	30	0
Frizzell	3	19	6.3	13	0
Waters	3	19	6.3	14	0
Young	2	5	2.5	5	0
Everett	1	0	0.0	0	0
Brown	1	-5	-5.0	-5	0
Bell	0	24	--	24	0
<b>Eagles</b>	<b>32</b>	<b>371</b>	<b>11.6</b>	<b>38</b>	<b>0</b>
<b>Opponents</b>	<b>17</b>	<b>98</b>	<b>5.8</b>	<b>29</b>	<b>0</b>

Sacks: White 18.0, Simmons 8.0, Brown 5.0, Joyner 3.5, Hoage 2.0, Pitts 1.5, Bartlett 1.0, Golic 1.0, Reichenbach 1.0, Bell 0.5, Waters 0.5, **Eagles 42.0, Opponents 57.0**

Punting	No.	Yds	Avg	Net	TB	Lg	B
Teltschik	98	3958	40.4	33.9	8	70	3
Cunningham	3	167	55.7	49.7	0	58	0
<b>Eagles</b>	<b>104</b>	<b>4125</b>	<b>39.7</b>	<b>34.3</b>	<b>8</b>	<b>70</b>	<b>3</b>
<b>Opponents</b>	<b>85</b>	<b>3209</b>	<b>37.8</b>	<b>32.4</b>	<b>11</b>	<b>56</b>	<b>3</b>

Punt Returns	Ret	FC	Yds	Avg	Lg	TD
Konecny	33	25	233	7.1	24	0
<b>Eagles</b>	<b>33</b>	<b>25</b>	<b>233</b>	<b>7.1</b>	<b>24</b>	<b>0</b>
<b>Opponents</b>	<b>47</b>	<b>27</b>	<b>393</b>	<b>8.4</b>	<b>68</b>	<b>0</b>

Kickoff Returns	No.	Yds	Avg	Lg	TD
Beals	34	625	18.4	32	0
Konecny	17	276	16.2	25	0
Abercrombie	5	87	17.4	31	0
Byars	2	20	10.0	14	0
Jenkins	1	20	20.0	20	0
Bartlett	0	0	0.0	0	0
<b>Eagles</b>	<b>59</b>	<b>1028</b>	<b>17.4</b>	<b>32</b>	<b>0</b>
<b>Opponents</b>	<b>63</b>	<b>1266</b>	<b>20.1</b>	<b>73</b>	<b>0</b>

Field Goals	1-19	20-29	30-39	40-49	50+
Zendejas	2/2	6/6	7/9	3/4	1/3
Dorsey	0/0	3/3	1/2	0/2	0/0
Dawson	0/0	0/1	0/0	0/0	0/0
<b>Eagles</b>	<b>2/2</b>	<b>9/10</b>	<b>8/11</b>	<b>3/6</b>	<b>1/3</b>
<b>Opponents</b>	<b>0/0</b>	<b>9/12</b>	<b>6/7</b>	<b>4/8</b>	<b>1/2</b>



SCHEDULE & RESULTS (7-8)					
S-13	L	24-34	at Washington	52,188	
S-20	W	27-17	New Orleans	57,485	
O-04	L	3-35	Chicago	4,074	
O-11	L	22-41	at Dallas	40,622	
O-18	L	10-16	at Green Bay (OT)	35,842	
O-25	W	37-20	Dallas	61,630	
N-01	W	28-23	at St. Louis	24,586	
N-08	W	31-27	Washington	63,609	
N-15	L	17-20	NY Giants	66,172	
N-22	L	19-31	St. Louis	55,592	
N-29	W	34-31	at New England (OT)	54,198	
D-06	L	20-23	at NY Giants (OT)	65,874	
D-13	L	10-28	Miami	63,841	
D-20	W	38-27	at NY Jets	30,572	
D-27	W	17-7	Buffalo	57,547	

*Note: Game of Sept. 27 at San Francisco cancelled due to the NFL players' strike ... Games of Oct. 4 - Oct. 18 were "replacement games" played with replacement players during strike*

TEAM STATS	EAGLES	OPP
<b>Total First Downs</b>	<b>289</b>	<b>301</b>
Rushing	112	85
Passing	154	186
Penalty	23	30
<b>3rd Down: Made/Att</b>	<b>75/241</b>	<b>69/216</b>
3rd Down Pct.	31.1	31.9
<b>4th Down: Made/Att</b>	<b>8/19</b>	<b>7/17</b>
4th Down Pct.	42.1	41.2
<b>Possession Avg.</b>	<b>na</b>	<b>na</b>
<b>Total Net Yards</b>	<b>5077</b>	<b>5249</b>
Avg. Per Game	338.5	349.9
Total Plays	1101	1046
Avg. Per Play	4.6	5.0
<b>Net Yards Rushing</b>	<b>2027</b>	<b>1643</b>
Avg. Per Game	135.1	109.5
Total Rushes	509	428
<b>Net Yards Passing</b>	<b>3050</b>	<b>3606</b>
Avg. Per Game	203.3	240.4
Sacked/Yards Lost	72/511	57/452
Gross Yards	3561	4058
Att./Completions	520/283	561/305
Completion Pct.	54.4	54.4
Had Intercepted	16	21
<b>Punts/Average</b>	<b>102/37.0</b>	<b>88/37.1</b>
<b>Net Punting Avg.</b>	<b>31.4</b>	<b>33.4</b>
<b>Penalties/Yards</b>	<b>116/919</b>	<b>105/830</b>
<b>Fumbles/Ball Lost</b>	<b>44/19</b>	<b>41/27</b>
<b>Touchdowns</b>	<b>40</b>	<b>47</b>
Rushing	12	16
Passing	26	29
Returns	2	2

Score By Periods	Q1	Q2	Q3	Q4	OT	Pts
Eagles	46	118	86	84	3	337
Opponents	88	133	65	85	9	380

Passing	Att	Cmp	Yds	Cmp%	Y/A	TD	TD%	Int	Int%	Lg	Sk/Lost	Rat
Cunningham	406	223	2786	54.9	6.86	23	5.7	12	3.0	70t	54/380	83.0
Tinsley	86	48	637	55.8	7.41	3	3.5	4	4.7	62t	6/55	71.7
Merkens	14	7	70	50.0	5.00	0	0.0	0	0.0	17	10/62	64.6
Horn	11	5	68	45.5	6.18	0	0.0	0	0.0	23	1/7	65.7
Carter	1	0	0	0.0	0.0	0	0.0	0	0.0	--	0/0	39.6
Grant	1	0	0	0.0	0.0	0	0.0	0	0.0	--	0/0	39.6
Toney	1	0	0	0.0	0.0	0	0.0	0	0.0	--	0/0	39.6
Teltschik	0	0	0	---	---	0	---	0	---	--	1/7	---
<b>Eagles</b>	<b>520</b>	<b>283</b>	<b>3561</b>	<b>54.4</b>	<b>6.85</b>	<b>26</b>	<b>5.0</b>	<b>16</b>	<b>3.1</b>	<b>70t</b>	<b>72/511</b>	<b>79.8</b>
<b>Opponents</b>	<b>561</b>	<b>305</b>	<b>4058</b>	<b>54.4</b>	<b>7.23</b>	<b>29</b>	<b>5.2</b>	<b>21</b>	<b>3.7</b>	<b>77t</b>	<b>57/452</b>	<b>79.2</b>

Scoring	TD	Ru	Pa	Rt	PAT	FG	2Pt	Pts
McFadden	0	0	0	0	36/36	16/26	0	84
Quick	11	0	11	0			0	66
Toney	6	5	1	0			0	36
Byars	4	3	1	0			0	24
Cunningham	3	3	0	0			0	18
Jackson	3	0	3	0			0	18
Carter	2	0	2	0			0	12
Garrity	2	0	2	0			0	12
Spagnola	2	0	2	0			0	12
Jacobs	0	0	0	0	2/4	3/5	0	11
Bowman	1	0	1	0			0	6
Clemons	1	0	1	0			0	6
Giles	1	0	1	0			0	6
Joyner	1	0	0	1			0	6
Ross	1	1	0	0			0	6
Siano	1	0	1	0			0	6
White	1	0	0	1			0	6
Team (s)	0	0	0	0			0	2
<b>Eagles</b>	<b>40</b>	<b>12</b>	<b>26</b>	<b>2</b>	<b>38/40</b>	<b>19/31</b>	<b>0</b>	<b>337</b>
<b>Opponents</b>	<b>47</b>	<b>16</b>	<b>29</b>	<b>2</b>	<b>44/46</b>	<b>18/29</b>	<b>0</b>	<b>380</b>

Rushing	No.	Yds	Avg	Lg	TD
Cunningham	76	505	6.6	45	3
Toney	127	473	3.7	36	5
Byars	116	426	3.7	30	3
Haddix	59	165	2.8	11	0
R.Brown	39	136	3.5	23	0
Robinson	24	114	4.8	18	0
Tautalatasi	26	69	2.7	17	0
Ross	14	54	3.9	12	1
Teltschik	3	32	10.7	23	0
Jackson	6	27	4.5	10	0
Grant	1	20	20.0	20	0
Morse	6	14	2.3	7	0
Tinsley	4	2	0.5	2	0
Clemons	3	0	0.0	0	0
Horn	1	0	0.0	0	0
Cavanaugh	1	-2	-2.0	-2	0
Merkens	3	-8	-2.7	1	0
<b>Eagles</b>	<b>509</b>	<b>2027</b>	<b>4.0</b>	<b>45</b>	<b>12</b>
<b>Opponents</b>	<b>428</b>	<b>1643</b>	<b>3.8</b>	<b>62t</b>	<b>16</b>

Receiving	No.	Yds	Avg	Lg	TD
Quick	46	790	17.2	61t	11
Toney	39	341	8.7	33	1
Spagnola	36	350	9.7	22	2
Tautalatasi	25	176	7.0	22	0
Jackson	21	471	22.4	70t	3
Byars	21	177	8.4	30	1
Grant	16	280	17.5	41	0
Garrity	12	242	20.2	41	2
Siano	9	137	15.2	34	1
Bailey	8	69	8.6	19	0
R.Brown	8	53	6.6	14	0
Giles	7	95	13.6	40t	1
Haddix	7	58	8.3	23	0
Bowman	6	127	21.2	62t	1
Carter	5	84	16.8	25	2
Repko	5	46	9.2	12	0
Ross	5	41	8.2	17	0
Robinson	2	9	4.5	5	0
Clemons	1	13	13.0	13t	1
Little	1	8	8.0	8	0
Morse	1	8	8.0	8	0
Cunningham	1	-3	-3.0	-3	0
Singletary	1	-11	-11.0	-11	0
<b>Eagles</b>	<b>283</b>	<b>3561</b>	<b>12.6</b>	<b>70t</b>	<b>26</b>
<b>Opponents</b>	<b>305</b>	<b>4058</b>	<b>13.3</b>	<b>77t</b>	<b>29</b>

INTs	No.	Yds	Avg	Lg	TD
Foules	4	6	1.5	6	0
Waters	3	63	21.0	63	0
Joyner	2	42	21.0	29	0
Kullman	2	25	12.5	13	0
Brown	2	7	3.5	6	0
Hoage	2	3	1.5	3	0
Cooper	2	0	0.0	0	0
Young	1	30	30.0	30	0
Evans	1	12	12.0	12	0
C.Brown	1	9	9.0	9	0
West	1	0	0.0	0	0
<b>Eagles</b>	<b>21</b>	<b>197</b>	<b>9.4</b>	<b>63</b>	<b>0</b>
<b>Opponents</b>	<b>16</b>	<b>68</b>	<b>4.3</b>	<b>25</b>	<b>0</b>

**Sacks:** White 21.0, Simmons 6.0, J.Brown 4.0, Joyner 4.0, Smalls 2.5, Grooms 2.0, Phillips 2.0, Pitts 2.0, Clarke 1.5, Jiles 1.5, Battaglia 1.0, C.Brown 1.0, Cobb 1.0, Frizzell 1.0, Griffin 1.0, Hoage 1.0, Lee 1.0, Mitchell 1.0, Reichenbach 1.0, West 1.0, Auer 0.5, **Eagles 57.0, Opponents 72.0**

Punting	No.	Yds	Avg	Net	TB	Lg	B
Teltschik	82	3131	38.2	32.0	4	60	1
Jacobs	10	369	36.9	30.5	0	44	1
Royals	5	209	41.8	30.6	1	48	0
Merkens	2	61	30.5	20.3	0	38	1
<b>Eagles</b>	<b>102</b>	<b>3770</b>	<b>37.0</b>	<b>31.4</b>	<b>5</b>	<b>60</b>	<b>3</b>
<b>Opponents</b>	<b>88</b>	<b>3262</b>	<b>37.1</b>	<b>33.4</b>	<b>6</b>	<b>65</b>	<b>0</b>

Kickoff Returns	No.	Yds	Avg	Lg	TD
Morse	24	386	16.1	28	0
Carter	12	241	20.1	33	0
Bowman	7	153	21.9	32	0
Cooper	5	86	17.2	24	0
Reid	4	58	14.5	19	0
Tautalatasi	3	53	17.7	32	0
Lavette	2	37	18.5	19	0
Haddix	2	16	8.0	9	0
Turrall	1	21	21.0	21	0
R.Brown	1	20	20.0	20	0
C.Brown	1	13	13.0	13	0
Siano	1	13	13.0	13	0
Ulmer	1	8	8.0	8	0
Alexander	1	6	6.0	6	0
Reeves	0	1	--	1	0
Clemons	1	0	0.0	0	0
<b>Eagles</b>	<b>66</b>	<b>1112</b>	<b>16.8</b>	<b>33</b>	<b>0</b>
<b>Opponents</b>	<b>59</b>	<b>1276</b>	<b>21.6</b>	<b>54</b>	<b>0</b>

Field Goals	1-19	20-29	30-39	40-49	50+
McFadden	1/1	3/4	6/10	6/9	0/2
Jacobs	0/0	1/1	0/1	2/3	0/0
<b>Eagles</b>	<b>1/1</b>	<b>4/5</b>	<b>6/11</b>	<b>8/12</b>	<b>0/2</b>
<b>Opponents</b>	<b>0/0</b>	<b>8/8</b>	<b>0/3</b>	<b>7/14</b>	<b>3/4</b>



SCHEDULE & RESULTS (5-10-1)					
S-07	L	14-41	at Washington	53,982	
S-14	L	10-13	at Chicago (OT)	65,130	
S-21	L	7-33	Denver	63,839	
S-28	W	34-20	LA Rams	65,646	
O-05	W	16-0	at Atlanta	57,104	
O-12	L	3-35	at NY Giants	74,221	
O-19	L	14-17	Dallas	68,572	
O-26	W	23-7	San Diego	41,469	
N-02	L	10-13	at St. Louis	33,051	
N-09	L	14-17	NY Giants	60,601	
N-16	L	11-13	Detroit	54,568	
N-23	L	20-24	at Seattle	55,786	
N-30	W	33-27	at LA Raiders (OT)	53,338	
D-07	T	10-10	St. Louis (OT)	50,148	
D-14	W	23-21	at Dallas	46,117	
D-21	L	14-21	Washington	61,816	

TEAM STATS	EAGLES	OPP
<b>Total First Downs</b>	<b>287</b>	<b>278</b>
Rushing	113	97
Passing	150	156
Penalty	24	25
<b>3rd Down: Made/Att</b>	<b>105/273</b>	<b>79/230</b>
3rd Down Pct.	38.5	34.3
<b>4th Down: Made/Att</b>	<b>5/12</b>	<b>9/16</b>
4th Down Pct.	41.7	56.3
<b>Possession Avg.</b>	<b>31:57</b>	<b>28:03</b>
<b>Total Net Yards</b>	<b>4542</b>	<b>5224</b>
Avg. Per Game	283.9	326.5
Total Plays	1117	1043
Avg. Per Play	4.1	5.0
<b>Net Yards Rushing</b>	<b>2002</b>	<b>1989</b>
Avg. Per Game	125.1	124.3
Total Rushes	499	458
<b>Net Yards Passing</b>	<b>2540</b>	<b>3235</b>
Avg. Per Game	158.8	202.2
Sacked/Yards Lost	104/708	53/406
Gross Yards	3248	3641
Att./Completions	514/268	532/260
Completion Pct.	52.1	48.9
Had Intercepted	17	23
<b>Punts/Average</b>	<b>111/41.0</b>	<b>97/38.7</b>
<b>Net Punting Avg.</b>	<b>33.5</b>	<b>32.3</b>
<b>Penalties/Yards</b>	<b>102/901</b>	<b>115/884</b>
<b>Fumbles/Ball Lost</b>	<b>34/10</b>	<b>30/13</b>
<b>Touchdowns</b>	<b>28</b>	<b>39</b>
Rushing	8	14
Passing	19	21
Returns	1	4

Score By Periods	Q1	Q2	Q3	Q4	OT	Pts
Eagles	66	51	48	85	6	256
Opponents	50	75	86	98	3	312

Passing	Att	Cmp	Yds	Cmp%	Y/A	TD	TD%	Int	Int%	Lg	Sk/Lost	Rat
Jaworski	245	128	1405	52.2	5.73	8	3.3	6	2.4	56	22/156	70.2
Cunningham	209	111	1391	53.1	6.66	8	3.8	7	3.3	75t	72/489	72.9
Cavanaugh	58	28	397	48.3	6.84	2	3.4	4	6.9	49	9/56	53.6
Byars	2	1	55	50.0	27.50	1	50.0	0	0.0	55t	1/7	135.4
<b>Eagles</b>	<b>514</b>	<b>268</b>	<b>3248</b>	<b>52.1</b>	<b>6.32</b>	<b>19</b>	<b>3.7</b>	<b>17</b>	<b>3.3</b>	<b>75t</b>	<b>104/708</b>	<b>70.4</b>
<b>Opponents</b>	<b>532</b>	<b>260</b>	<b>3641</b>	<b>48.9</b>	<b>6.84</b>	<b>21</b>	<b>3.9</b>	<b>23</b>	<b>4.3</b>	<b>84t</b>	<b>53/406</b>	<b>66.5</b>

Scoring	TD	Ru	Pa	Rt	PAT	FG	2Pt	Pts
McFadden	0	0	0	0	26-27	20-31	0	86
Quick	9	0	9	0			0	54
K.Jackson	6	0	6	0			0	36
Cunningham	5	5	0	0			0	30
Tautalatasi	2	0	2	0			0	12
Byars	1	1	0	0			0	6
Crawford	1	1	0	0			0	6
Garrity	1	0	0	1			0	6
R.Johnson	1	0	1	0			0	6
Spagnola	1	0	1	0			0	6
Toney	1	1	0	0			0	6
Brown (s)	0	0	0	0			0	2
<b>Eagles</b>	<b>28</b>	<b>8</b>	<b>19</b>	<b>1</b>	<b>26-27</b>	<b>20-31</b>	<b>0</b>	<b>256</b>
<b>Opponents</b>	<b>39</b>	<b>14</b>	<b>21</b>	<b>4</b>	<b>37-39</b>	<b>13-26</b>	<b>0</b>	<b>312</b>

Rushing	No.	Yds	Avg	Lg	TD
Byars	177	577	3.3	32	1
Cunningham	66	540	8.2	20	5
Toney	69	285	4.1	43	1
Haddix	79	276	3.5	18	0
Tautalatasi	51	163	3.2	50	0
Crawford	28	88	3.1	15	1
Jaworski	13	33	2.5	10	0
Cavanaugh	9	26	2.9	11	0
M.Waters	5	8	1.6	5	0
K.Jackson	1	6	6.0	6	0
Teltschik	1	0	0.0	0	0
<b>Eagles</b>	<b>499</b>	<b>2002</b>	<b>4.0</b>	<b>50</b>	<b>8</b>
<b>Opponents</b>	<b>458</b>	<b>1989</b>	<b>4.3</b>	<b>84t</b>	<b>14</b>

Receiving	No.	Yds	Avg	Lg	TD
Quick	60	939	15.7	75t	9
Tautalatasi	41	325	7.9	56	2
Spagnola	39	397	10.2	38	1
K.Jackson	30	506	16.9	49	6
Haddix	26	150	5.8	29	0
Little	14	132	9.4	26	0
Toney	13	177	13.6	47	0
Garrity	12	227	18.9	34	0
R.Johnson	11	207	18.8	39	1
Byars	11	44	4.0	17	0
P.Smith	6	94	15.7	36	0
M.Waters	2	27	13.5	19	0
Darby	2	16	8.0	13	0
Duckworth	1	7	7.0	7	0
<b>Eagles</b>	<b>268</b>	<b>3248</b>	<b>12.1</b>	<b>75t</b>	<b>19</b>
<b>Opponents</b>	<b>260</b>	<b>3641</b>	<b>14.0</b>	<b>84t</b>	<b>21</b>

INTs	No.	Yds	Avg	Lg	TD
A.Waters	6	39	6.5	21	0
Young	6	9	1.5	9	0
Cooper	3	20	6.7	20	0
A.Johnson	3	6	2.0	9	0
Hoage	1	18	18.0	18	0
Foules	1	14	14.0	14	0
Schulz	1	11	11.0	11	0
Joyner	1	4	4.0	4	0
Cobb	1	3	3.0	3	0
<b>Eagles</b>	<b>23</b>	<b>124</b>	<b>5.4</b>	<b>21</b>	<b>0</b>
<b>Opponents</b>	<b>17</b>	<b>192</b>	<b>11.3</b>	<b>32t</b>	<b>1</b>

Sacks: White 18.0, Brown 9.0, Clarke 8.0, Cobb 6.0, Jiles 2.0, Joyner 2.0, Simmons 2.0, A.Waters 2.0, Cooper 1.0, Darby 1.0, A.Johnson 1.0, Singletary 1.0, **Eagles 53.0, Opponents 104.0**

Punting	No.	Yds	Avg	Net	TB	Lg	B
Teltschik	108	4493	41.6	33.6	10	62	1
Cunningham	2	54	27.0	25.5	0	39	0
<b>Eagles</b>	<b>111</b>	<b>4547</b>	<b>41.0</b>	<b>33.5</b>	<b>10</b>	<b>62</b>	<b>1</b>
<b>Opponents</b>	<b>97</b>	<b>3751</b>	<b>38.7</b>	<b>32.3</b>	<b>12</b>	<b>68</b>	<b>2</b>

Punt Returns	Ret	FC	Yds	Avg	Lg	TD
Garrity	17	7	187	11.0	76t	1
Cooper	16	7	139	8.7	58	0
M.Waters	7	1	130	4.3	13	0
P.Smith	4	1	18	4.5	7	0
<b>Eagles</b>	<b>44</b>	<b>16</b>	<b>374</b>	<b>8.5</b>	<b>76t</b>	<b>1</b>
<b>Opponents</b>	<b>63</b>	<b>13</b>	<b>634</b>	<b>10.1</b>	<b>75t</b>	<b>2</b>

Kickoff Returns	No.	Yds	Avg	Lg	TD
Crawford	27	497	18.4	36	0
Tautalatasi	18	344	19.1	51	0
Byars	2	47	23.5	31	0
Cooper	2	42	21.0	24	0
Quick	2	6	3.0	6	0
Schulz	1	9	9.0	9	0
Simmons	1	0	0.0	0	0
<b>Eagles</b>	<b>53</b>	<b>945</b>	<b>17.8</b>	<b>51</b>	<b>0</b>
<b>Opponents</b>	<b>62</b>	<b>1261</b>	<b>20.3</b>	<b>40</b>	<b>0</b>

Field Goals	1-19	20-29	30-39	40-49	50+
McFadden	0/0	6/6	10/12	3/10	1/3
<b>Eagles</b>	<b>0/0</b>	<b>6/6</b>	<b>10/12</b>	<b>3/10</b>	<b>1/3</b>
<b>Opponents</b>	<b>1/1</b>	<b>5/6</b>	<b>5/9</b>	<b>1/8</b>	<b>1/2</b>



SCHEDULE & RESULTS (7-9)					
S-08	L	0-21	at NY Giants	76,141	
S-15	L	6-17	LA Rams	60,920	
S-22	W	19-6	at Washington	53,748	
S-29	L	10-16	NY Giants (OT)	66,696	
O-06	L	21-23	at New Orleans	56,364	
O-13	W	30-7	St. Louis	48,186	
O-20	W	16-14	Dallas	70,114	
O-27	W	21-17	Buffalo	60,987	
N-03	L	13-24	at San Francisco	58,383	
N-10	W	23-17	Atlanta (OT)	63,691	
N-17	W	24-14	at St. Louis	39,032	
N-24	L	17-34	at Dallas	54,047	
D-01	L	23-28	Minnesota	54,688	
D-08	L	12-17	Washington	60,737	
D-15	L	14-20	at San Diego	45,569	
D-22	W	37-35	at Minnesota	49,722	

TEAM STATS	EAGLES	OPP
<b>Total First Downs</b>	<b>292</b>	<b>307</b>
Rushing	82	122
Passing	188	160
Penalty	22	25
<b>3rd Down: Made/Att</b>	<b>82/232</b>	<b>91/234</b>
3rd Down Pct.	35.3	38.9
<b>4th Down: Made/Att</b>	<b>7/13</b>	<b>4/7</b>
4th Down Pct.	53.8	57.1
<b>Possession Avg.</b>	<b>na</b>	<b>na</b>
<b>Total Net Yards</b>	<b>5216</b>	<b>5135</b>
Avg. Per Game	326.0	320.9
Total Plays	1050	1058
Avg. Per Play	5.0	4.9
<b>Net Yards Rushing</b>	<b>1630</b>	<b>2205</b>
Avg. Per Game	101.9	137.8
Total Rushes	428	526
<b>Net Yards Passing</b>	<b>3586</b>	<b>2930</b>
Avg. Per Game	224.1	183.1
Sacked/Yards Lost	55/450	53/359
Gross Yards	4036	3289
Att./Completions	567/290	478/251
Completion Pct.	51.1	52.5
Had Intercepted	28	18
<b>Punts/Average</b>	<b>91/41.5</b>	<b>92/42.6</b>
<b>Net Punting Avg.</b>	<b>34.2</b>	<b>36.6</b>
<b>Penalties/Yards</b>	<b>98/736</b>	<b>99/834</b>
<b>Fumbles/Ball Lost</b>	<b>25/12</b>	<b>27/14</b>
<b>Touchdowns</b>	<b>30</b>	<b>39</b>
Rushing	8	17
Passing	19	18
Returns	3	4

Score By Periods	Q1	Q2	Q3	Q4	OT	Pts
Eagles	60	72	56	92	6	286
Opponents	69	67	76	92	6	310

Passing	Att	Cmp	Yds	Cmp%	Y/A	TD	TD%	Int	Int%	Lg	Sk/Lost	Rat
Jaworski	484	255	3450	52.7	7.13	17	3.5	20	4.1	99t	34/289	70.2
Cunningham	81	34	548	42.0	6.77	1	1.2	8	9.9	69	20/150	29.8
Hunter	2	1	38	50.0	19.00	1	50.0	0	0.0	38t	1/11	135.4
<b>Eagles</b>	<b>567</b>	<b>290</b>	<b>4036</b>	<b>51.1</b>	<b>7.12</b>	<b>19</b>	<b>3.4</b>	<b>28</b>	<b>4.9</b>	<b>99t</b>	<b>55/450</b>	<b>65.0</b>
<b>Opponents</b>	<b>478</b>	<b>251</b>	<b>3289</b>	<b>52.5</b>	<b>6.88</b>	<b>18</b>	<b>3.8</b>	<b>18</b>	<b>3.8</b>	<b>46</b>	<b>53/359</b>	<b>71.4</b>

Scoring	TD	Ru	Pa	Rt	PAT	FG	2Pt	Pts
McFadden	0	0	0	0	29-29	25-30	0	104
Quick	11	0	11	0			0	66
E.Jackson	6	5	1	0			0	36
Spagnola	5	0	5	0			0	30
Hunter	2	1	1	0			0	12
Jaworski	2	2	0	0			0	12
Edwards	1	0	0	1			0	6
Hopkins	1	0	0	1			0	6
K.Jackson	1	0	1	0			0	6
Little	1	0	0	1			0	6
White (2)	0	0	0	0			0	2
<b>Eagles</b>	<b>30</b>	<b>8</b>	<b>19</b>	<b>3</b>	<b>29-29</b>	<b>25-30</b>	<b>0</b>	<b>286</b>
<b>Opponents</b>	<b>39</b>	<b>17</b>	<b>18</b>	<b>4</b>	<b>37-38</b>	<b>13-29</b>	<b>0</b>	<b>310</b>

Rushing	No.	Yds	Avg	Lg	TD
E.Jackson	282	1028	3.6	59	5
Haddix	67	213	3.2	12	0
Cunningham	29	205	7.1	37	0
Hunter	27	121	4.5	74t	1
Jaworski	17	35	2.1	31	2
Everett	4	13	3.3	8	0
Horan	1	12	12.0	12	0
Oliver	1	3	3.0	3	0
<b>Eagles</b>	<b>428</b>	<b>1630</b>	<b>3.8</b>	<b>74t</b>	<b>8</b>
<b>Opponents</b>	<b>526</b>	<b>2205</b>	<b>4.2</b>	<b>60</b>	<b>17</b>

Receiving	No.	Yds	Avg	Lg	TD
Quick	73	1247	17.1	99t	11
Spagnola	64	772	12.1	35	5
Haddix	43	330	7.7	17	0
K.Jackson	40	692	17.3	54	1
Hunter	28	405	14.7	43	1
R.Johnson	11	186	16.9	37	0
E.Jackson	10	126	12.6	25	1
Garrity	7	142	20.3	34	0
Little	7	82	11.7	28	0
Everett	4	25	6.3	11	0
K.Baker	2	25	12.5	20	0
Oliver	1	4	4.0	4	0
<b>Eagles</b>	<b>290</b>	<b>4036</b>	<b>13.9</b>	<b>99t</b>	<b>19</b>
<b>Opponents</b>	<b>251</b>	<b>3289</b>	<b>13.1</b>	<b>46</b>	<b>18</b>

INTs	No.	Yds	Avg	Lg	TD
Hopkins	6	36	6.0	24t	1
Ellis	4	32	8.0	18	0
Edwards	3	8	2.7	3t	1
Cooper	2	13	6.5	13	0
Kraynak	1	26	26.0	26	0
Reichenbach	1	10	10.0	10	0
Young	1	0	0.0	0	0
<b>Eagles</b>	<b>18</b>	<b>125</b>	<b>6.9</b>	<b>26</b>	<b>2</b>
<b>Opponents</b>	<b>28</b>	<b>474</b>	<b>16.9</b>	<b>46</b>	<b>2</b>

Sacks: G.Brown 13.0, White 13.0, Clarke 7.0, Strauthers 5.5, Cobb 5.0, Ellis 2.0, Hopkins 2.0, Wilkes 2.0, Darby 1.5, Cooper 1.0, Creswell 1.0,  
**Eagles 53.0, Opponents 55.0**

Punting	No.	Yds	Avg	Net	TB	Lg	B
Horan	91	3777	41.5	34.2	10	75	0
<b>Eagles</b>	<b>91</b>	<b>3777</b>	<b>41.5</b>	<b>34.2</b>	<b>10</b>	<b>75</b>	<b>0</b>
<b>Opponents</b>	<b>92</b>	<b>3918</b>	<b>42.6</b>	<b>36.6</b>	<b>8</b>	<b>68</b>	<b>2</b>

Punt Returns	Ret	FC	Yds	Avg	Lg	TD
Cooper	43	10	364	8.5	56	0
Waters	1	0	23	23.0	23	0
Hunter	1	0	6	6.0	6	0
<b>Eagles</b>	<b>45</b>	<b>10</b>	<b>393</b>	<b>8.7</b>	<b>56</b>	<b>0</b>
<b>Opponents</b>	<b>41</b>	<b>16</b>	<b>462</b>	<b>11.3</b>	<b>80t</b>	<b>1</b>

Kickoff Returns	No.	Yds	Avg	Lg	TD
Hunter	48	1047	21.8	51	0
Waters	4	74	18.5	23	0
Cooper	3	32	10.7	13	0
Foules	1	7	7.0	7	0
<b>Eagles</b>	<b>56</b>	<b>1160</b>	<b>20.7</b>	<b>51</b>	<b>0</b>
<b>Opponents</b>	<b>65</b>	<b>1293</b>	<b>19.9</b>	<b>88</b>	<b>0</b>

Field Goals	1-19	20-29	30-39	40-49	50+
McFadden	0/0	6/6	11/11	6/8	2/5
<b>Eagles</b>	<b>0/0</b>	<b>6/6</b>	<b>11/11</b>	<b>6/8</b>	<b>2/5</b>
<b>Opponents</b>	<b>0/1</b>	<b>3/4</b>	<b>4/8</b>	<b>6/13</b>	<b>0/3</b>

McFadden: () (50G,45G,53M) (41G,36G,37G,34G) (41G,43M) () (39G,21G,52G) (39G,33G,36G) () (36G,44G) (30G) (52M,20G) (26G) (29G,33G,25G) (44G) (43M,52M) (26G,43G,35G)



SCHEDULE & RESULTS (6-9-1)				
S-02	L	27-28	at NY Giants	71,520
S-09	W	19-17	Minnesota	55,942
S-16	L	17-23	at Dallas	64,521
S-23	L	9-21	San Francisco	62,771
S-30	L	0-20	at Washington	53,064
O-07	W	27-17	at Buffalo	37,555
O-14	W	16-7	Indianapolis	50,277
O-21	W	24-10	NY Giants	64,677
O-28	L	14-34	St. Louis	54,310
N-04	T	23-23	at Detroit (OT)	59,141
N-11	L	23-24	at Miami	70,227
N-18	W	16-10	Washington	63,117
N-25	L	16-17	at St. Louis	39,858
D-02	L	10-26	Dallas	66,322
D-09	W	27-17	New England	41,581
D-16	L	10-26	at Atlanta	15,582

TEAM STATS	EAGLES	OPP
<b>Total First Downs</b>	<b>280</b>	<b>307</b>
Rushing	83	123
Passing	176	171
Penalty	21	13
<b>3rd Down: Made/Att</b>	<b>76/231</b>	<b>104/251</b>
3rd Down Pct.	32.9	41.4
<b>4th Down: Made/Att</b>	<b>9/17</b>	<b>6/11</b>
4th Down Pct.	52.9	54.5
<b>Possession Avg.</b>	<b>na</b>	<b>na</b>
<b>Total Net Yards</b>	<b>4698</b>	<b>5239</b>
Avg. Per Game	293.6	327.4
Total Plays	1047	1109
Avg. Per Play	4.5	4.7
<b>Net Yards Rushing</b>	<b>1338</b>	<b>2189</b>
Avg. Per Game	83.6	136.8
Total Rushes	381	556
<b>Net Yards Passing</b>	<b>3360</b>	<b>3050</b>
Avg. Per Game	210.0	190.6
Sacked/Yards Lost	60/463	60/456
Gross Yards	3823	3506
Att./Completions	606/331	492/262
Completion Pct.	54.6	53.3
Had Intercepted	17	20
<b>Punts/Average</b>	<b>92/42.2</b>	<b>89/39.3</b>
<b>Net Punting Avg.</b>	<b>35.6</b>	<b>33.6</b>
<b>Penalties/Yards</b>	<b>77/632</b>	<b>96/904</b>
<b>Fumbles/Ball Lost</b>	<b>23/16</b>	<b>32/11</b>
<b>Touchdowns</b>	<b>27</b>	<b>36</b>
Rushing	6	12
Passing	19	22
Returns	2	2

Score By Periods	Q1	Q2	Q3	Q4	OT	Pts
Eagles	64	76	53	85	0	278
Opponents	61	102	74	83	0	320

Passing	Att	Cmp	Yds	Cmp%	Y/A	TD	TD%	Int	Int%	Lg	Sk/Lost	Rat
Jaworski	427	234	2754	54.8	6.45	16	3.7	14	3.3	90t	34/270	73.4
Pisarcik	176	96	1036	54.5	5.89	3	1.7	3	1.7	40	25/183	70.7
Montgomery	2	0	0	0.0	0.00	0	0.0	0	0.0	0	1/10	39.6
May	1	1	33	100.0	33.00	0	0.0	0	0.0	33	0/0	118.8
<b>Eagles</b>	<b>606</b>	<b>331</b>	<b>3823</b>	<b>54.6</b>	<b>6.31</b>	<b>19</b>	<b>3.1</b>	<b>17</b>	<b>2.8</b>	<b>90t</b>	<b>60/463</b>	<b>72.6</b>
<b>Opponents</b>	<b>492</b>	<b>262</b>	<b>3506</b>	<b>53.3</b>	<b>7.13</b>	<b>22</b>	<b>4.5</b>	<b>20</b>	<b>4.1</b>	<b>68</b>	<b>60/456</b>	<b>74.1</b>

Scoring	TD	Ru	Pa	Rt	PAT	FG	2Pt	Pts
McFadden	0	0	0	0	26-27	30-37	0	116
Quick	9	0	9	0			0	54
Kab	3	0	3	0			0	18
Woodruff	3	0	3	0			0	18
Hoover	2	0	2	0			0	12
Montgomery	2	2	0	0			0	12
Pisarcik	2	2	0	0			0	12
Haddix	1	1	0	0			0	6
K.Jackson	1	0	1	0			0	6
Jaworski	1	1	0	0			0	6
Kraynak	1	0	0	1			0	6
Spagnola	1	0	1	0			0	6
Waters	1	0	0	1			0	6
<b>Eagles</b>	<b>27</b>	<b>6</b>	<b>19</b>	<b>2</b>	<b>26-27</b>	<b>30-37</b>	<b>0</b>	<b>278</b>
<b>Opponents</b>	<b>36</b>	<b>12</b>	<b>22</b>	<b>2</b>	<b>36-36</b>	<b>22-35</b>	<b>0</b>	<b>320</b>

Rushing	No.	Yds	Avg	Lg	TD
Montgomery	201	789	3.9	27	2
Oliver	72	263	3.7	17	0
Haddix	48	130	2.7	21	1
M.Williams	33	83	2.5	8	0
Hardy	14	41	2.9	10	0
Pisarcik	7	19	2.7	16	2
Jaworski	5	18	3.6	10	1
Quick	1	-5	-5.0	-5	0
<b>Eagles</b>	<b>381</b>	<b>1338</b>	<b>3.5</b>	<b>27</b>	<b>6</b>
<b>Opponents</b>	<b>556</b>	<b>2189</b>	<b>3.9</b>	<b>34</b>	<b>12</b>

Receiving	No.	Yds	Avg	Lg	TD
Spagnola	65	701	10.8	34	1
Quick	61	1052	17.2	90t	9
Montgomery	60	501	8.4	28	0
Haddix	33	231	7.0	22	0
Oliver	32	142	4.4	21	0
Woodruff	30	484	16.1	38	3
K.Jackson	26	398	15.3	83t	1
Kab	9	102	11.3	26	3
M.Williams	7	47	6.7	15	0
Hoover	6	143	23.8	44	2
Hardy	2	22	11.0	13	0
<b>Eagles</b>	<b>331</b>	<b>3823</b>	<b>11.5</b>	<b>90t</b>	<b>19</b>
<b>Opponents</b>	<b>262</b>	<b>3506</b>	<b>13.4</b>	<b>68</b>	<b>22</b>

INTs	No.	Yds	Avg	Lg	TD
Ellis	7	119	17.0	31	0
Hopkins	5	107	21.4	33	0
Foules	4	27	6.8	20	0
Edwards	2	0	0.0	0	0
Wilson	1	28	28.0	28	0
Wilkes	1	6	6.0	6	0
<b>Eagles</b>	<b>20</b>	<b>287</b>	<b>14.4</b>	<b>33</b>	<b>0</b>
<b>Opponents</b>	<b>17</b>	<b>211</b>	<b>12.4</b>	<b>43</b>	<b>1</b>

**Sacks:** G.Brown 16.0, D.Harrison 12.0, Clarke 10.5, Darby 5.0, Armstrong 3.0, Griggs 3.0, Strauthers 2.0, Wilkes 2.0, Hopkins 1.5, Schulz 1.5, J.Williams 1.5, J.Robinson 1.0, Team 1.0.

**Eagles 60.0, Opponents 60.0**

Punting	No.	Yds	Avg	Net	TB	Lg	B
Horan	92	3880	42.2	35.6	6	69	0
<b>Eagles</b>	<b>92</b>	<b>3880</b>	<b>42.2</b>	<b>35.6</b>	<b>6</b>	<b>69</b>	<b>0</b>
<b>Opponents</b>	<b>89</b>	<b>3497</b>	<b>39.3</b>	<b>33.6</b>	<b>13</b>	<b>64</b>	<b>2</b>

Punt Returns	Ret	FC	Yds	Avg	Lg	TD
Cooper	40	19	250	6.3	16	0
<b>Eagles</b>	<b>40</b>	<b>19</b>	<b>250</b>	<b>6.3</b>	<b>16</b>	<b>0</b>
<b>Opponents</b>	<b>58</b>	<b>7</b>	<b>486</b>	<b>8.4</b>	<b>46</b>	<b>0</b>

Kickoff Returns	No.	Yds	Avg	Lg	TD
Hayes	22	441	20.0	44	0
Cooper	17	296	17.4	48	0
Waters	13	319	24.5	89t	1
Everett	3	40	13.3	18	0
Ellis	2	25	12.5	15	0
Hardy	1	20	20.0	20	0
Strauthers	1	12	12.0	12	0
<b>Eagles</b>	<b>59</b>	<b>1153</b>	<b>19.5</b>	<b>89t</b>	<b>1</b>
<b>Opponents</b>	<b>69</b>	<b>1298</b>	<b>18.8</b>	<b>51</b>	<b>0</b>

Field Goals	1-19	20-29	30-39	40-49	50+
McFadden	0/0	4/5	13/16	10/12	3/4
<b>Eagles</b>	<b>0/0</b>	<b>4/5</b>	<b>13/16</b>	<b>10/12</b>	<b>3/4</b>
<b>Opponents</b>	<b>2/2</b>	<b>6/8</b>	<b>10/14</b>	<b>3/7</b>	<b>1/4</b>

**McFadden:** (47G,37N,41G) (27G,37G,49G,37G) (39G,39N) (35G,32G,33G) () (36G,22G) (34G,32G,33G) (45G,52N) () (52G,51G,40G) (45G) (43G,34G,41G,44N) (31G,43G,26N,32G) (23G) (50G,46G,48N) (20G,37N)



<b>SCHEDULE &amp; RESULTS (5-11)</b>					
S-03	W	22-17	at San Francisco	55,775	
S-11	L	13-23	Washington	69,542	
S-18	W	13-10	at Denver	74,202	
S-25	L	11-14	St. Louis	64,465	
O-02	W	28-24	at Atlanta	50,621	
O-09	W	17-13	at NY Giants	73,291	
O-16	L	7-37	at Dallas	63,070	
O-23	L	6-7	Chicago	45,263	
O-30	L	21-22	Baltimore	59,150	
N-06	L	20-27	Dallas	71,236	
N-13	L	14-17	at Chicago	47,524	
N-20	L	0-23	NY Giants	57,977	
N-27	L	24-28	at Washington	54,324	
D-04	W	13-9	LA Rams	32,867	
D-11	L	17-20	New Orleans (OT)	45,182	
D-18	L	7-31	at St. Louis	21,902	

<b>TEAM STATS</b>	<b>EAGLES</b>	<b>OPP</b>
<b>Total First Downs</b>	<b>253</b>	<b>310</b>
Rushing	91	144
Passing	150	149
Penalty	12	17
<b>3rd Down: Made/Att</b>	<b>68/203</b>	<b>101/245</b>
3rd Down Pct.	33.5	41.2
<b>4th Down: Made/Att</b>	<b>6/11</b>	<b>11/16</b>
4th Down Pct.	54.5	68.8
<b>Possession Avg.</b>	<b>na</b>	<b>na</b>
<b>Total Net Yards</b>	<b>4534</b>	<b>5447</b>
Avg. Per Game	283.4	340.4
Total Plays	945	1108
Avg. Per Play	4.8	4.9
<b>Net Yards Rushing</b>	<b>1417</b>	<b>2655</b>
Avg. Per Game	88.6	165.9
Total Rushes	402	633
<b>Net Yards Passing</b>	<b>3117</b>	<b>2792</b>
Avg. Per Game	194.8	174.5
Sacked/Yards Lost	57/415	36/256
Gross Yards	3532	3048
Att./Completions	486/252	430/247
Completion Pct.	51.9	57.4
Had Intercepted	18	8
<b>Punts/Average</b>	<b>86/40.9</b>	<b>80/37.8</b>
<b>Net Punting Avg.</b>	<b>33.4</b>	<b>33.5</b>
<b>Penalties/Yards</b>	<b>79/637</b>	<b>89/755</b>
<b>Fumbles/Ball Lost</b>	<b>37/18</b>	<b>30/15</b>
<b>Touchdowns</b>	<b>27</b>	<b>34</b>
Rushing	5	14
Passing	22	20
Returns	0	0

<b>Score By Periods</b>	<b>Q1</b>	<b>Q2</b>	<b>Q3</b>	<b>Q4</b>	<b>OT</b>	<b>Pts</b>
Eagles	58	54	61	60	0	233
Opponents	47	128	53	91	3	322

<b>Passing</b>	<b>Att</b>	<b>Cmp</b>	<b>Yds</b>	<b>Cmp%</b>	<b>Y/A</b>	<b>TD</b>	<b>TD%</b>	<b>Int</b>	<b>Int%</b>	<b>Lg</b>	<b>Sk/Lost</b>	<b>Rat</b>
Jaworski	446	235	3315	52.7	7.43	20	4.5	18	4.0	83t	53/385	75.1
Pisarcik	34	16	172	47.1	5.06	1	2.9	0	0.0	33	4/30	72.2
Carmichael	1	1	45	100.0	45.00	1	100.0	0	0.0	45t	0/0	158.3
Pastorini	5	0	0	0.0	0.00	0	0.0	0	0.0	--	0/0	39.6
<b>Eagles</b>	<b>486</b>	<b>252</b>	<b>3532</b>	<b>51.9</b>	<b>7.27</b>	<b>22</b>	<b>4.5</b>	<b>18</b>	<b>3.7</b>	<b>83t</b>	<b>57/415</b>	<b>75.2</b>
<b>Opponents</b>	<b>430</b>	<b>247</b>	<b>3048</b>	<b>57.4</b>	<b>7.09</b>	<b>20</b>	<b>4.7</b>	<b>8</b>	<b>1.9</b>	<b>73t</b>	<b>36/256</b>	<b>87.2</b>

<b>Scoring</b>	<b>TD</b>	<b>Ru</b>	<b>Pa</b>	<b>Rt</b>	<b>PAT</b>	<b>FG</b>	<b>2Pt</b>	<b>Pts</b>
Quick	13	0	13	0			0	78
Franklin	0	0	0	0	24/27	15/26	0	69
Carmichael	3	0	3	0			0	18
Oliver	3	1	2	0			0	18
Haddix	2	2	0	0			0	12
Woodruff	2	0	2	0			0	12
Harrington	1	1	0	0			0	6
Jaworski	1	1	0	0			0	6
Kab	1	0	1	0			0	6
G.Young	1	0	1	0			0	6
Team (s)	0	0	0	0			0	2
<b>Eagles</b>	<b>27</b>	<b>5</b>	<b>22</b>	<b>0</b>	<b>24/27</b>	<b>15/26</b>	<b>0</b>	<b>233</b>
<b>Opponents</b>	<b>34</b>	<b>14</b>	<b>20</b>	<b>0</b>	<b>34/34</b>	<b>28/37</b>	<b>0</b>	<b>322</b>

<b>Rushing</b>	<b>No.</b>	<b>Yds</b>	<b>Avg</b>	<b>Lg</b>	<b>TD</b>
Oliver	121	434	3.6	24	1
M.Williams	103	385	3.7	32	0
Haddix	91	220	2.4	11	2
Montgomery	29	139	4.8	32	0
Jaworski	25	129	5.2	29	1
Harrington	23	98	4.3	35	1
Everett	5	7	1.4	7	0
Runager	1	6	6.0	6	0
Pastorini	1	0	0.0	0	0
Pisarcik	3	-1	-0.3	0	0
<b>Eagles</b>	<b>402</b>	<b>1417</b>	<b>3.5</b>	<b>35</b>	<b>5</b>
<b>Opponents</b>	<b>633</b>	<b>2655</b>	<b>4.2</b>	<b>39</b>	<b>14</b>

<b>Receiving</b>	<b>No.</b>	<b>Yds</b>	<b>Avg</b>	<b>Lg</b>	<b>TD</b>
Quick	69	1409	20.4	83t	13
Oliver	49	421	8.6	25	2
Carmichael	38	515	13.6	35	3
Haddix	23	254	11.0	34	0
Kab	18	195	10.8	25	1
M.Williams	17	142	8.4	29	0
Hoover	10	221	22.1	68	0
Montgomery	9	53	5.9	13	0
Woodruff	6	70	11.7	29t	2
Dixon	4	54	13.5	22	0
G.Young	3	125	41.7	71t	1
Sampleton	2	28	14.0	19	0
Everett	2	18	9.0	11	0
Harrington	1	19	19.0	19	0
R.Smith	1	8	8.0	8	0
<b>Eagles</b>	<b>252</b>	<b>3532</b>	<b>14.0</b>	<b>83t</b>	<b>22</b>
<b>Opponents</b>	<b>247</b>	<b>3048</b>	<b>12.3</b>	<b>73t</b>	<b>20</b>

<b>INTs</b>	<b>No.</b>	<b>Yds</b>	<b>Avg</b>	<b>Lg</b>	<b>TD</b>
Griggs	3	61	20.3	32	0
Ellis	1	18	18.0	18	0
Edwards	1	0	0.0	0	0
Foules	1	0	0.0	0	0
Logan	1	0	0.0	0	0
Young	1	0	0.0	0	0
<b>Eagles</b>	<b>8</b>	<b>79</b>	<b>9.9</b>	<b>32</b>	<b>0</b>
<b>Opponents</b>	<b>18</b>	<b>155</b>	<b>8.6</b>	<b>29</b>	<b>0</b>

**Sacks:** Harrison 11.5, G.Brown 8.5, Hairston 5.0, Armstrong 3.5, J.Williams 2.5, Clarke 1.0, Darby 1.0, Griggs 1.0, Hopkins 1.0, J.Robinson 1.0, **Eagles 36.0, Opponents 57.0**

<b>Punting</b>	<b>No.</b>	<b>Yds</b>	<b>Avg</b>	<b>Net</b>	<b>TB</b>	<b>Lg</b>	<b>B</b>
Runager	59	2459	41.7	34.2	5	55	0
Skladany	27	1062	39.4	31.5	2	51	0
<b>Eagles</b>	<b>86</b>	<b>3521</b>	<b>40.9</b>	<b>33.4</b>	<b>7</b>	<b>55</b>	<b>0</b>
<b>Opponents</b>	<b>80</b>	<b>3020</b>	<b>37.8</b>	<b>33.5</b>	<b>4</b>	<b>59</b>	<b>1</b>

<b>Punt Returns</b>	<b>Ret</b>	<b>FC</b>	<b>Yds</b>	<b>Avg</b>	<b>Lg</b>	<b>TD</b>
Sciarra	22	3	115	5.2	14	0
G.Young	14	3	93	6.6	23	0
Hoover	7	4	44	6.3	13	0
Foules	1	0	7	7.0	7	0
Logan	1	0	0	0.0	0	0
<b>Eagles</b>	<b>45</b>	<b>10</b>	<b>259</b>	<b>5.8</b>	<b>23</b>	<b>0</b>
<b>Opponents</b>	<b>57</b>	<b>4</b>	<b>511</b>	<b>9.0</b>	<b>25</b>	<b>0</b>

<b>Kickoff Returns</b>	<b>No.</b>	<b>Yds</b>	<b>Avg</b>	<b>Lg</b>	<b>TD</b>
G.Young	27	565	20.9	52	0
Everett	14	275	19.6	46	0
Ellis	7	119	17.0	25	0
Harrington	4	79	19.8	26	0
M.Williams	3	59	19.7	26	0
Haddix	3	51	17.0	24	0
Fritzsche	2	17	8.5	15	0
Darby	2	3	1.5	3	0
<b>Eagles</b>	<b>62</b>	<b>1168</b>	<b>18.8</b>	<b>52</b>	<b>0</b>
<b>Opponents</b>	<b>45</b>	<b>804</b>	<b>17.9</b>	<b>30</b>	<b>0</b>

<b>Field Goals</b>	<b>1-19</b>	<b>20-29</b>	<b>30-39</b>	<b>40-49</b>	<b>50+</b>
Franklin	1/1	5/5	6/9	2/8	1/3
<b>Eagles</b>	<b>1/1</b>	<b>5/5</b>	<b>6/9</b>	<b>2/8</b>	<b>1/3</b>
<b>Opponents</b>	<b>0/0</b>	<b>12/14</b>	<b>10/13</b>	<b>4/6</b>	<b>2/4</b>



SCHEDULE & RESULTS (3-6)

S-12	L	34-37	Washington (OT)	68,885
S-19	W	24-21	at Cleveland	78,830
N-21	L	14-18	Cincinnati	65,172
N-28	L	9-13	at Washington	48,313
D-05	L	20-23	St. Louis	63,622
D-11	L	7-23	at NY Giants	66,053
D-19	W	35-14	Houston	44,119
D-26	W	24-20	at Dallas	46,199
J-02	L	24-26	NY Giants	55,797

Note: As a result of a 57-day NFL players' strike, the NFL schedule was reduced from 16 weeks to nine weeks

TEAM STATS      EAGLES      OPP

<b>Total First Downs</b>	157	177				
Rushing	48	68				
Passing	100	100				
Penalty	9	9				
<b>3rd Down: Made/Att</b>	32/106	61/140				
3rd Down Pct.	30.2	43.6				
<b>4th Down: Made/Att</b>	7/11	2/4				
4th Down Pct.	63.6	50.0				
<b>Possession Avg.</b>	na	na				
<b>Total Net Yards</b>	2685	2938				
Avg. Per Game	298.3	326.4				
Total Plays	531	614				
Avg. Per Play	5.1	4.8				
<b>Net Yards Rushing</b>	828	1031				
Avg. Per Game	92.1	114.6				
Total Rushes	211	299				
<b>Net Yards Passing</b>	1856	1907				
Avg. Per Game	206.2	211.9				
Sacked/Yards Lost	31/244	30/229				
Gross Yards	2100	2136				
Att./Completions	288/168	285/168				
Completion Pct.	58.3	58.9				
Had Intercepted	13	15				
<b>Punts/Average</b>	44/40.5	38/36.8				
<b>Net Punting Avg.</b>	32.9	33.4				
<b>Penalties/Yards</b>	38/253	45/341				
<b>Fumbles/Ball Lost</b>	26/10	21/12				
<b>Touchdowns</b>	25	19				
Rushing	11	5				
Passing	12	14				
Returns	2	0				
<b>Score By Periods</b>	<u>Q1</u> <u>Q2</u> <u>Q3</u> <u>Q4</u> <u>OT</u> <u>Pts</u>					
Eagles	45	34	36	76	0	191
Opponents	36	76	30	50	3	195

Passing	Att	Cmp	Yds	Cmp%	Y/A
Jaworski	286	167	2076	58.4	7.30
Pisarcik	1	1	24	100.0	24.00
Giammona	1	0	0	0.0	0.00
<b>Eagles</b>	<b>288</b>	<b>168</b>	<b>2100</b>	<b>58.3</b>	<b>7.30</b>
<b>Opponents</b>	<b>285</b>	<b>168</b>	<b>2136</b>	<b>58.9</b>	<b>7.50</b>

Scoring	TD	Ru	Pa	Rt	PAT	FG	2Pt	Pts
Montgomery	9	7	2	0			0	54
Franklin	0	0	0	0	23/25	6/9	0	41
Carmichael	4	0	4	0			0	24
L.Harris	2	2	0	0			0	12
Spagnola	2	0	2	0			0	12
Blackmore	1	0	0	1			0	6
G.Brown	1	0	0	1			0	6
Campfield	1	0	1	0			0	6
Giammona	1	1	0	0			0	6
Harrington	1	1	0	0			0	6
Kab	1	0	1	0			0	6
Quick	1	0	1	0			0	6
R.Smith	1	0	1	0			0	6
<b>Eagles</b>	<b>25</b>	<b>11</b>	<b>12</b>	<b>2</b>	<b>23/25</b>	<b>6/9</b>	<b>0</b>	<b>191</b>
<b>Opponents</b>	<b>19</b>	<b>5</b>	<b>14</b>	<b>0</b>	<b>19/19</b>	<b>20/22</b>	<b>0</b>	<b>195</b>

Rushing	No.	Yds	Avg	Lg	TD
Montgomery	114	515	4.5	90t	7
Harrington	56	231	4.1	37	1
L.Harris	17	39	2.3	14	2
Giammona	11	29	3.6	8	1
Jaworski	10	9	0.9	6	0
Hoover	1	5	5.0	5	0
Campfield	1	2	2.0	2	0
LeMaster	1	-2	-2.0	-2	0
<b>Eagles</b>	<b>211</b>	<b>828</b>	<b>3.9</b>	<b>90t</b>	<b>11</b>
<b>Opponents</b>	<b>299</b>	<b>1031</b>	<b>3.4</b>	<b>32</b>	<b>5</b>

Receiving	No.	Yds	Avg	Lg	TD
Carmichael	35	540	15.4	44t	4
R.Smith	34	475	14.0	41t	1
Spagnola	26	313	12.0	57	2
Montgomery	20	258	12.9	42t	2
Campfield	14	141	10.1	24	1
Harrington	13	74	5.7	18	0
Quick	10	156	15.6	49t	1
Giammona	8	67	8.4	16	0
Kab	4	35	8.8	13	1
L.Harris	3	17	5.6	9	0
Sampleton	1	24	24.0	24	0
<b>Eagles</b>	<b>168</b>	<b>2100</b>	<b>12.5</b>	<b>57</b>	<b>12</b>
<b>Opponents</b>	<b>168</b>	<b>2136</b>	<b>12.7</b>	<b>78t</b>	<b>14</b>

TD	TD%	Int	Int%	Lg	Sk/Lost	Rat
12	4.2	12	4.2	57	31/244	77.5
0	0.0	0	0.0	24	0/0	118.8
0	0.0	1	100.0	0	0/0	0.0
<b>Eagles</b>	<b>4.2</b>	<b>13</b>	<b>4.5</b>	<b>57</b>	<b>31/244</b>	<b>76.2</b>
<b>Opponents</b>	<b>4.9</b>	<b>15</b>	<b>5.3</b>	<b>78t</b>	<b>30/229</b>	<b>76.9</b>

INTs	No.	Yds	Avg	Lg	TD
Edwards	5	3	0.6	3	0
Young	4	3	0.8	3	0
J.Robinson	3	19	6.3	12	0
Blackmore	1	20	20.0	20t	1
Bunting	1	0	0.0	0	0
Wilson	1	0	0.0	0	0
<b>Eagles</b>	<b>15</b>	<b>45</b>	<b>3.0</b>	<b>20t</b>	<b>1</b>
<b>Opponents</b>	<b>13</b>	<b>87</b>	<b>6.7</b>	<b>37</b>	<b>0</b>

Sacks: Harrison 10.5, Clarke 4.5, Hairston 4.0, G.Brown 4.0, Bunting 3.0, LeMaster 2.0, J.Robinson 1.0, Wilkes 1.0. **Eagles 30.0, Opponents 31.0**

Punting	No.	Yds	Avg	Net	TB	Lg	B
Ranager	44	1784	40.5	32.9	1	53	0
<b>Eagles</b>	<b>44</b>	<b>1784</b>	<b>40.5</b>	<b>32.9</b>	<b>1</b>	<b>53</b>	<b>0</b>
<b>Opponents</b>	<b>38</b>	<b>1398</b>	<b>36.8</b>	<b>33.4</b>	<b>1</b>	<b>55</b>	<b>0</b>

Punt Returns	Ret	FC	Yds	Avg	Lg	TD
Henry	20	2	103	5.2	11	0
Sciarra	2	2	5	2.5	5	0
Giammona	0	1	0	0.0	0	0
<b>Eagles</b>	<b>22</b>	<b>5</b>	<b>108</b>	<b>4.9</b>	<b>11</b>	<b>0</b>
<b>Opponents</b>	<b>31</b>	<b>0</b>	<b>316</b>	<b>10.2</b>	<b>33</b>	<b>0</b>

Kickoff Returns	No.	Yds	Avg	Lg	TD
Henry	24	541	22.5	44	0
Hoover	7	113	16.1	43	0
Murray	3	42	14.0	16	0
Campfield	2	30	15.0	16	0
Slater	2	30	15.0	15	0
Montgomery	1	12	12.0	12	0
<b>Eagles</b>	<b>39</b>	<b>768</b>	<b>19.7</b>	<b>44</b>	<b>0</b>
<b>Opponents</b>	<b>39</b>	<b>885</b>	<b>22.7</b>	<b>58</b>	<b>0</b>

Field Goals	1-19	20-29	30-39	40-49	50+
Franklin	0/0	1/1	1/2	4/5	0/1
<b>Eagles</b>	<b>0/0</b>	<b>1/1</b>	<b>1/2</b>	<b>4/5</b>	<b>0/1</b>
<b>Opponents</b>	<b>2/2</b>	<b>6/6</b>	<b>7/8</b>	<b>5/6</b>	<b>0/0</b>



SCHEDULE & RESULTS (10-6)				
S-06	W	24-10	at NY Giants	72,459
S-13	W	13-3	New England	71,089
S-17	W	20-14	at Buffalo	78,331
S-27	W	36-13	Washington	70,664
O-05	W	16-13	Atlanta	71,488
O-11	W	31-14	at New Orleans	52,728
O-18	L	23-35	at Minnesota	45,459
O-25	W	20-10	Tampa Bay	70,714
N-01	L	14-17	Dallas	72,111
N-08	W	52-10	at St. Louis	48,421
N-15	W	38-13	Baltimore	68,613
N-22	L	10-20	NY Giants	66,327
N-30	L	10-13	at Miami	67,797
D-06	L	13-15	at Washington	52,206
D-13	L	10-21	at Dallas	64,955
D-20	W	38-0	St. Louis	56,636
<b>NFC WILD CARD</b>				
D-27	L	21-27	NY Giants	71,611

TEAM STATS	EAGLES	OPP
<b>Total First Downs</b>	<b>332</b>	<b>266</b>
Rushing	157	102
Passing	150	137
Penalty	25	27
<b>3rd Down: Made/Att</b>	<b>95/214</b>	<b>101/236</b>
3rd Down Pct.	44.4	42.9
<b>4th Down: Made/Att</b>	<b>na</b>	<b>na</b>
4th Down Pct.	na	na
<b>Possession Avg.</b>	<b>na</b>	<b>na</b>
<b>Total Net Yards</b>	<b>5553</b>	<b>4447</b>
Avg. Per Game	347.1	277.9
Total Plays	1058	1023
Avg. Per Play	5.2	4.3
<b>Net Yards Rushing</b>	<b>2509</b>	<b>1751</b>
Avg. Per Game	156.8	109.4
Total Rushes	559	476
<b>Net Yards Passing</b>	<b>3044</b>	<b>2696</b>
Avg. Per Game	190.3	168.5
Sacked/Yards Lost	22/205	40/354
Gross Yards	3249	3050
Att./Completions	476/258	507/248
Completion Pct.	54.2	48.9
Had Intercepted	22	26
<b>Punts/Average</b>	<b>64/40.3</b>	<b>76/40.7</b>
<b>Net Punting Avg.</b>	<b>34.6</b>	<b>33.8</b>
<b>Penalties/Yards</b>	<b>113/855</b>	<b>90/798</b>
<b>Fumbles/Ball Lost</b>	<b>33/17</b>	<b>40/21</b>
<b>Touchdowns</b>	<b>44</b>	<b>26</b>
Rushing	17	11
Passing	25	12
Returns	2	3

Score By Periods	Q1	Q2	Q3	Q4	OT	Pts
Eagles	71	125	82	90	0	368
Opponents	42	64	24	91	0	221

Passing	Att	Cmp	Yds	Cmp%	Y/A	TD	TD%	Int	Int%	Lg	Sk/Lost	Rat
Jaworski	461	250	3095	54.2	6.71	23	5.0	20	4.3	85t	na	73.8
Pisarcik	15	8	154	53.3	10.27	2	13.3	2	13.3	44t	na	89.3
<b>Eagles</b>	<b>476</b>	<b>258</b>	<b>3249</b>	<b>54.2</b>	<b>6.83</b>	<b>25</b>	<b>5.3</b>	<b>22</b>	<b>4.6</b>	<b>85t</b>	<b>22/205</b>	<b>73.9</b>
<b>Opponents</b>	<b>507</b>	<b>248</b>	<b>3050</b>	<b>48.9</b>	<b>6.02</b>	<b>12</b>	<b>2.4</b>	<b>26</b>	<b>5.1</b>	<b>50t</b>	<b>40/354</b>	<b>54.4</b>

Scoring	TD	Ru	Pa	Rt	PAT	FG	2Pt	Pts
Franklin	0	0	0	0	41/43	20/31	0	101
Montgomery	10	8	2	0			0	60
Carmichael	6	0	6	0			0	36
Krepfle	5	0	5	0			0	30
Campfield	4	1	3	0			0	24
Russell	4	4	0	0			0	24
C.Smith	4	0	4	0			0	24
Giammona	2	1	1	0			0	12
Harrington	2	2	0	0			0	12
Henry	2	2	0	0			0	12
Parker	2	0	2	0			0	12
G.Brown	1	0	0	1			0	6
LeMaster	1	0	0	1		0/0	0	6
Oliver	1	1	0	0			0	6
Clarke (s)	0	0	0	0			0	2
Wilkes	0	0	0	0	1/1	0/0	0	1
<b>Eagles</b>	<b>44</b>	<b>17</b>	<b>25</b>	<b>2</b>	<b>42/44</b>	<b>20/31</b>	<b>0</b>	<b>368</b>
<b>Opponents</b>	<b>26</b>	<b>11</b>	<b>12</b>	<b>3</b>	<b>23/26</b>	<b>14/28</b>	<b>0</b>	<b>221</b>

Rushing	No.	Yds	Avg	Lg	TD
Montgomery	286	1402	4.9	41	8
Oliver	74	329	4.4	39	1
Harrington	34	140	4.1	16	2
Murray	23	134	5.8	20	0
Jaworski	22	128	5.8	26	0
Russell	41	123	3.0	17	4
Campfield	31	115	3.7	13	1
Giammona	33	98	3.0	9	1
Atkins	1	21	21.0	21	0
LeMaster	1	7	7.0	7	0
R.Smith	1	7	7.0	7	0
C.Smith	2	5	2.5	5	0
Carmichael	1	1	1.0	1	0
Pisarcik	7	1	0.1	10	0
Sciarra	1	0	0.0	0	0
Henry	1	-2	-2.0	-2	0
<b>Eagles</b>	<b>559</b>	<b>2509</b>	<b>4.5</b>	<b>41</b>	<b>17</b>
<b>Opponents</b>	<b>476</b>	<b>1751</b>	<b>3.7</b>	<b>73</b>	<b>11</b>

Receiving	No.	Yds	Avg	Lg	TD
Carmichael	61	1028	16.9	85t	6
Montgomery	49	521	10.6	35t	2
C.Smith	38	564	14.8	32	4
Campfield	36	326	9.1	29t	3
Krepfle	20	210	10.5	26	5
Oliver	10	37	3.7	27	0
Henry	9	145	16.1	44t	2
Harrington	9	27	3.0	12	0
Parker	8	168	21.0	55t	2
Spagnola	6	83	13.8	28	0
Giammona	6	54	9.0	19	1
R.Smith	4	84	21.0	42	0
Murray	1	7	7.0	7	0
Russell	1	-5	-5.0	-5	0
<b>Eagles</b>	<b>258</b>	<b>3249</b>	<b>12.6</b>	<b>85t</b>	<b>25</b>
<b>Opponents</b>	<b>248</b>	<b>3050</b>	<b>12.3</b>	<b>50t</b>	<b>12</b>

INTs	No.	Yds	Avg	Lg	TD
Wilson	5	74	14.8	26	0
Young	4	35	8.8	33	0
Edwards	3	1	0.3	1	0
Chesley	2	66	33.0	35	0
Blackmore	2	43	21.5	25	0
LeMaster	2	28	14.0	22	0
Wilkes	2	18	9.0	11	0
Logan	2	-1	-0.5	-1	0
Robinson	1	3	3.0	3	0
Johnson	1	0	0.0	0	0
Phillips	1	0	0.0	0	0
Sciarra	1	0	0.0	0	0
<b>Eagles</b>	<b>26</b>	<b>270</b>	<b>10.4</b>	<b>35</b>	<b>0</b>
<b>Opponents</b>	<b>22</b>	<b>357</b>	<b>16.2</b>	<b>52t</b>	<b>2</b>

Sacks: Eagles 40.0, Opponents 22.0

Punting	No.	Yds	Avg	Net	TB	Lg	B
Runager	63	2567	40.7	34.9	6	64	na
Franklin	1	13	13.0	13.0	0	13	na
<b>Eagles</b>	<b>64</b>	<b>2580</b>	<b>40.3</b>	<b>34.6</b>	<b>6</b>	<b>64</b>	<b>na</b>
<b>Opponents</b>	<b>76</b>	<b>3092</b>	<b>40.7</b>	<b>33.8</b>	<b>na</b>	<b>75</b>	<b>na</b>

Punt Returns	Ret	FC	Yds	Avg	Lg	TD
Henry	54	8	396	7.3	52	0
Sciarra	4	0	26	6.5	10	0
<b>Eagles</b>	<b>58</b>	<b>8</b>	<b>422</b>	<b>7.3</b>	<b>52</b>	<b>0</b>
<b>Opponents</b>	<b>34</b>	<b>1</b>	<b>246</b>	<b>7.2</b>	<b>21</b>	<b>0</b>

Kickoff Returns	No.	Yds	Avg	Lg	TD
Henry	25	533	21.3	43	0
Campfield	12	223	18.6	32	0
Russell	2	28	14.0	20	0
Giammona	1	19	19.0	19	0
Atkins	1	15	15.0	15	0
Murray	1	14	14.0	14	0
Clarke	1	0	0.0	0	0
<b>Eagles</b>	<b>43</b>	<b>832</b>	<b>19.3</b>	<b>43</b>	<b>0</b>
<b>Opponents</b>	<b>60</b>	<b>1304</b>	<b>21.7</b>	<b>57</b>	<b>0</b>

Field Goals	1-19	20-29	30-39	40-49	50+
Franklin	0/0	5/5	7/9	7/13	1/4
<b>Eagles</b>	<b>0/0</b>	<b>5/5</b>	<b>7/9</b>	<b>7/13</b>	<b>1/4</b>
<b>Opponents</b>	<b>1/2</b>	<b>5/6</b>	<b>4/6</b>	<b>4/13</b>	<b>0/1</b>





SCHEDULE & RESULTS (12-4)
S-07 W 27-6 Denver 70,307
S-14 W 42-7 at Minnesota 46,460
S-22 W 35-3 NY Giants 70,767
S-28 L 14-24 at St. Louis 49,079
O-05 W 24-14 Washington 69,044
O-12 W 31-16 at NY Giants 71,051
O-19 W 17-10 Dallas 70,696
O-26 W 17-14 Chicago 68,752
N-02 W 27-20 at Seattle 61,046
N-09 W 34-21 at New Orleans 44,340
N-16 W 24-0 at Washington 51,897
N-23 W 10-7 Oakland 68,585
N-30 L 21-22 at San Diego 51,760
D-07 L 17-20 Atlanta 70,205
D-14 W 17-3 St. Louis 68,969
D-21 L 27-35 at Dallas 62,548
NFC DIVISIONAL PLAYOFF
J-03 W 31-16 Minnesota 68,434
NFC CHAMPIONSHIP GAME
J-11 W 20-7 Dallas 70,696
SUPER BOWL XV (New Orleans)
J-25 L 10-27 Oakland 75,500

TEAM STATS
EAGLES OPP
Total First Downs 326 270
Rushing 118 87
Passing 186 157
Penalty 22 26
3rd Down: Made/Att 89/217 84/245
4th Down: Made/Att na na
Possession Avg. na na
Total Net Yards 5519 4428
Avg. Per Game 344.9 276.8
Total Plays 1037 1032
Avg. Per Play 5.3 4.3
Net Yards Rushing 1995 1603
Avg. Per Game 124.7 100.1
Total Rushes 528 445
Net Yards Passing 3524 2825
Avg. Per Game 220.3 176.6
Sacked/Yards Lost 33/247 44/355
Gross Yards 3771 3180
Att./Completions 477/275 543/265
Completion Pct. 57.7 48.8
Had Intercepted 12 25
Punts/Average 76/38.8 89/41.3
Net Punting Avg. 33.7 33.2
Penalties/Yards 96/809 87/749
Fumbles/Ball Lost 29/16 28/11
Touchdowns 48 26
Rushing 19 8
Passing 28 16
Returns 1 2

Score By Periods
Q1 Q2 Q3 Q4 OT Pts
Eagles 56 102 96 130 0 384
Opponents 63 60 55 44 0 222

Passing
Att Cmp Yds Cmp% Y/A TD TD% Int Int% Lg Sk/Lost Rat
Jaworski 451 257 3529 57.0 7.82 27 6.0 12 2.7 56t na 91.0
Pisarcik 22 15 187 68.2 8.50 0 0.0 0 0.0 46 na 94.3
Giammona 3 3 55 100.0 18.33 1 33.3 0 0.0 27 na 158.3
Montgomery 1 0 0 0.0 0.00 0 0.0 0 0.0 0 na 39.6
Eagles 477 275 3771 57.7 7.91 28 5.9 12 2.5 56t 33/247 92.1
Opponents 543 265 3180 48.8 5.86 16 2.9 25 4.6 86t 44/355 57.8

Scoring
TD Ru Pa Rt PAT FG 2Pt Pts
Franklin 0 0 0 0 48/48 16/31 0 96
Montgomery 10 8 2 0 0 0 0 60
Carmichael 9 0 9 0 0 0 0 54
Giammona 5 4 1 0 0 0 0 30
L.Harris 4 3 1 0 0 0 0 24
Krepfle 4 0 4 0 0 0 0 24
Campfield 3 1 2 0 0 0 0 18
C.Smith 3 0 3 0 0 0 0 18
Spagnola 3 0 3 0 0 0 0 18
Fitzkee 2 0 2 0 0 0 0 12
Harrington 1 1 0 0 0 0 0 6
Hogan 1 1 0 0 0 0 0 6
Jaworski 1 1 0 0 0 0 0 6
Parker 1 0 1 0 0 0 0 6
Robinson 1 0 0 1 0 0 0 6
Eagles 48 19 28 1 48/48 16/31 0 384
Opponents 26 8 16 2 24/26 14/26 0 222

Rushing
No. Yds Avg Lg TD
Montgomery 193 778 4.0 72t 8
Giammona 98 361 3.7 44 4
L.Harris 104 330 3.2 22 3
Harrington 32 166 5.2 19t 2
Campfield 44 120 2.7 19 1
Jaworski 27 95 3.5 19 1
Hogan 12 44 3.7 12 1
C.Smith 5 33 6.6 16 0
LeMaster 2 21 10.5 11 0
Fitzkee 1 15 15.0 15 0
Sciarrà 3 11 3.7 9 0
Dixon 2 8 0.3 0 0
Culbreath 1 3 0.3 3 0
Pisarcik 3 -3 -1.0 -3 0
Eagles 528 1995 3.8 72t 20
Opponents 445 1603 3.6 37t 8

Receiving
No. Yds Avg Lg TD
Montgomery 50 407 8.1 46 2
Carmichael 48 815 17.0 56t 9
C.Smith 47 825 17.6 31 3
Krepfle 30 450 15.0 27 4
Campfield 26 275 10.6 50 2
Spagnola 18 193 10.7 20 3
Giammona 17 178 10.4 30 1
L.Harris 15 207 13.8 51 1
Parker 9 148 16.4 30 1
Fitzkee 6 169 28.2 45t 2
Henry 4 68 17.0 20 0
Harrington 3 24 8.0 17 0
Gilbert 1 7 7.0 7 0
Dixon 1 5 5.0 5 0
Eagles 275 3771 13.7 56t 28
Opponents 265 3180 12.0 86t 16

INTS
No. Yds Avg Lg TD
Wilson 6 79 13.2 41 0
Young 4 27 6.8 26 0
Edwards 3 12 4.0 9 0
Johnson 3 9 3.0 9 0
Robinson 2 13 6.5 13 0
Blackmore 2 0 0.0 0 0
Logan 1 16 16.0 16 0
Bergey 1 7 7.0 7 0
LeMaster 1 7 7.0 7 0
Hairston 1 0 0.0 0 0
Wilkes 1 0 0.0 0 0
Eagles 25 170 6.9 41 0
Opponents 12 220 18.3 70t 1

Sacks: Eagles 44.0, Opponents 33.0
Punting
No. Yds Avg Net TB Lg B
Runager 75 2947 39.3 33.7 na 58 1
Eagles 76 2947 38.8 33.7 na 58 1
Opponents 89 3673 41.3 33.2 na 62 na

Punt Returns
Ret FC Yds Avg Lg TD
Sciarrà 36 1 330 9.2 32 0
Henry 26 1 222 8.5 30 0
Giammona 1 0 8 8.0 8 0
Eagles 63 2 560 8.9 32 0
Opponents 35 9 224 6.4 21 0

Kickoff Returns
No. Yds Avg Lg TD
Campfield 26 540 20.8 33 0
Henry 7 154 22.0 39 0
Giammona 7 82 11.7 16 0
Harrington 6 104 17.3 30 0
Dixon 2 30 15.0 15 0
Montgomery 1 23 23.0 23 0
Blue 1 16 16.0 16 0
R.Baker 1 6 6.0 6 0
Clarke 1 0 0.0 0 0
Spagnola 1 0 0.0 0 0
Eagles 53 955 18.0 39 0
Opponents 69 1307 18.9 41 0



SCHEDULE & RESULTS (11-5)						
S-02	W	23-17	NY Giants	67,366		
S-10	L	10-14	Atlanta	66,935		
S-16	W	26-14	at New Orleans	54,212		
S-23	W	17-13	at NY Giants	74,265		
S-30	W	17-14	Pittsburgh	70,352		
O-07	W	28-17	Washington	69,142		
O-14	W	24-20	at St. Louis	48,367		
O-21	L	7-17	at Washington	54,442		
O-28	L	13-37	at Cincinnati	42,036		
N-04	L	19-24	Cleveland	69,019		
N-12	W	31-21	at Dallas	62,417		
N-18	W	16-13	St. Louis	70,235		
N-25	W	21-10	at Green Bay	50,023		
D-02	W	44-7	Detroit	66,128		
D-08	L	17-24	Dallas	71,434		
D-16	W	26-20	at Houston	49,407		
<b>NFC WILD CARD</b>						
D-23	W	27-17	Chicago	69,397		
<b>NFC DIVISIONAL PLAYOFF</b>						
D-29	L	17-24	at Tampa Bay	71,402		

TEAM STATS	EAGLES	OPP
<b>Total First Downs</b>	<b>292</b>	<b>273</b>
Rushing	122	128
Passing	150	125
Penalty	20	20
<b>3rd Down: Made/Att</b>	<b>na</b>	<b>na</b>
3rd Down Pct.	na	na
<b>4th Down: Made/Att</b>	<b>na</b>	<b>na</b>
4th Down Pct.	na	na
<b>Possession Avg.</b>	<b>na</b>	<b>na</b>
<b>Total Net Yards</b>	<b>5031</b>	<b>4745</b>
Avg. Per Game	314.7	296.6
Total Plays	1011	1019
Avg. Per Play	5.0	4.7
<b>Net Yards Rushing</b>	<b>2421</b>	<b>2271</b>
Avg. Per Game	151.3	141.9
Total Rushes	567	515
<b>Net Yards Passing</b>	<b>2610</b>	<b>2474</b>
Avg. Per Game	163.4	154.6
Sacked/Yards Lost	34/272	45/324
Gross Yards	2882	2798
Att./Completions	410/209	459/243
Completion Pct.	51.0	52.9
Had Intercepted	13	22
<b>Punts/Average</b>	<b>76/38.9</b>	<b>85/39.9</b>
<b>Net Punting Avg.</b>	<b>34.7</b>	<b>33.5</b>
<b>Penalties/Yards</b>	<b>90/689</b>	<b>86/641</b>
<b>Fumbles/Ball Lost</b>	<b>37/16</b>	<b>20/11</b>
<b>Touchdowns</b>	<b>39</b>	<b>34</b>
Rushing	17	16
Passing	21	18
Returns	1	0

Score By Periods	Q1	Q2	Q3	Q4	OT	Pts
Eagles	58	122	86	73	0	339
Opponents	53	67	52	110	0	282

Passing	Att	Cmp	Yds	Cmp%	Y/A	TD	TD%	Int	Int%	Lg	Sk/Lost	Rat
Jaworski	374	190	2669	50.8	7.14	18	4.8	12	3.2	53t	na	76.8
Walton	36	19	213	52.8	5.92	3	8.3	1	2.8	31	na	86.9
<b>Eagles</b>	<b>410</b>	<b>209</b>	<b>2882</b>	<b>51.0</b>	<b>7.03</b>	<b>21</b>	<b>5.1</b>	<b>13</b>	<b>3.2</b>	<b>53t</b>	<b>34/272</b>	<b>77.7</b>
<b>Opponents</b>	<b>459</b>	<b>243</b>	<b>2798</b>	<b>52.9</b>	<b>6.10</b>	<b>18</b>	<b>3.9</b>	<b>23</b>	<b>5.0</b>	<b>78</b>	<b>45/324</b>	<b>63.8</b>

Scoring	TD	Ru	Pa	Rt	PAT	FG	2Pt	Pts
Franklin	0	0	0	0	36/39	23/31	0	105
Montgomery	14	9	5	0			0	84
Carmichael	11	0	11	0			0	66
Campfield	3	3	0	1			0	24
Krepfle	3	0	3	0			0	18
Harris	2	2	0	0			0	12
Jaworski	2	2	0	0			0	12
Barnes	1	1	0	0			0	6
Fitzkee	1	0	1	0			0	6
Smith	1	0	1	0			0	6
<b>Eagles</b>	<b>39</b>	<b>17</b>	<b>21</b>	<b>1</b>	<b>36/39</b>	<b>23/31</b>	<b>0</b>	<b>339</b>
<b>Opponents</b>	<b>34</b>	<b>16</b>	<b>18</b>	<b>0</b>	<b>33/34</b>	<b>15/23</b>	<b>0</b>	<b>282</b>

Rushing	No.	Yds	Avg	Lg	TD
Montgomery	338	1512	4.5	62t	9
Harris	107	504	4.7	80	2
Campfield	30	165	5.5	40	3
Jaworski	43	119	2.8	21	2
Barnes	25	74	3.0	21	1
Giammona	15	38	2.5	9	0
LeMaster	1	15	15.0	15	0
Carmichael	1	0	0.0	0	0
Carr	1	-1	-1.0	-1	0
Walton	6	-5	-0.8	2	0
<b>Eagles</b>	<b>567</b>	<b>2421</b>	<b>4.3</b>	<b>80</b>	<b>17</b>
<b>Opponents</b>	<b>515</b>	<b>2271</b>	<b>4.4</b>	<b>75</b>	<b>16</b>

Receiving	No.	Yds	Avg	Lg	TD
Carmichael	52	872	16.8	50	11
Krepfle	41	760	18.5	45	3
Montgomery	41	494	12.0	53t	5
Smith	24	399	16.6	39	1
Harris	22	107	4.9	15	0
Campfield	16	115	7.2	17	0
Fitzkee	8	105	13.1	19	1
Spagnola	2	24	12.0	14	0
Barnes	1	6	6.0	6	0
Carr	1	2	2.0	2	0
McRae	1	-2	-2.0	-2	0
<b>Eagles</b>	<b>209</b>	<b>2882</b>	<b>13.8</b>	<b>53t</b>	<b>21</b>
<b>Opponents</b>	<b>243</b>	<b>2798</b>	<b>11.5</b>	<b>78t</b>	<b>18</b>

INTs	No.	Yds	Avg	Lg	TD
Wilson	4	70	17.5	50	0
Logan	3	57	19.0	35	0
Howard	3	34	11.3	34	0
Edwards	3	6	2.0	6	0
Sciarra	2	45	22.5	34	0
Chesley	2	39	19.5	25	0
Bunting	2	13	6.5	13	0
Wilkes	2	0	0.0	0	0
Bergey	1	0	0.0	0	0
<b>Eagles</b>	<b>22</b>	<b>264</b>	<b>12.0</b>	<b>50</b>	<b>0</b>
<b>Opponents</b>	<b>13</b>	<b>132</b>	<b>10.2</b>	<b>23</b>	<b>0</b>

Sacks: Eagles 45.0, Opponents 34.0

Punting	No.	Yds	Avg	Net	TB	Lg	B
Runager	74	2927	39.6	34.8	na	57	1
Franklin	1	32	32.0	32.0	na	32	0
<b>Eagles</b>	<b>76</b>	<b>2959</b>	<b>38.9</b>	<b>34.7</b>	<b>na</b>	<b>57</b>	<b>1</b>
<b>Opponents</b>	<b>85</b>	<b>3392</b>	<b>39.9</b>	<b>33.5</b>	<b>na</b>	<b>62</b>	<b>na</b>

Punt Returns	Ret	FC	Yds	Avg	Lg	TD
Henry	35	7	320	9.1	34	0
Sciarra	16	0	182	11.4	38	0
Giammona	5	0	42	8.4	14	0
Blackmore	1	1	0	0.0	0	0
<b>Eagles</b>	<b>57</b>	<b>8</b>	<b>544</b>	<b>9.5</b>	<b>38</b>	<b>0</b>
<b>Opponents</b>	<b>34</b>	<b>10</b>	<b>200</b>	<b>5.9</b>	<b>24</b>	<b>0</b>

Kickoff Returns	No.	Yds	Avg	Lg	TD
Henry	28	668	23.9	53	0
Giammona	15	294	19.6	31	0
Campfield	7	251	35.9	92t	1
Wilson	2	0	0.0	0	0
Barnes	1	23	23.0	23	0
Latimer	1	18	18.0	18	0
Montgomery	1	6	6.0	6	0
Smith	1	1	1.0	1	0
<b>Eagles</b>	<b>56</b>	<b>1261</b>	<b>22.5</b>	<b>92t</b>	<b>1</b>
<b>Opponents</b>	<b>69</b>	<b>1267</b>	<b>18.4</b>	<b>38</b>	<b>0</b>



SCHEDULE & RESULTS (9-7)					
S-03	L	14-16	LA Rams	64,721	
S-10	L	30-35	at Washington	54,380	
S-17	W	24-17	at New Orleans	49,242	
S-24	W	17-3	Miami	62,998	
O-01	W	17-14	at Baltimore	47,639	
O-08	L	14-24	at New England	61,016	
O-15	W	17-10	Washington	65,722	
O-22	L	7-14	at Dallas	60,525	
O-29	L	10-16	St. Louis	62,989	
N-05	W	10-3	Green Bay	64,214	
N-12	W	17-9	NY Jets	60,249	
N-19	W	19-17	at NY Giants	70,318	
N-26	W	14-10	at St. Louis	39,693	
D-03	L	27-28	at Minnesota	38,722	
D-10	L	13-31	Dallas	64,667	
D-17	W	20-3	NY Giants	56,396	
NFC WILD CARD					
D-24	L	13-14	at Atlanta	49,447	

TEAM STATS	EAGLES	OPP
Total First Downs	271	248
Rushing	143	92
Passing	112	136
Penalty	16	20
3rd Down: Made/Att	na	na
3rd Down Pct.	na	na
4th Down: Made/Att	na	na
4th Down Pct.	na	na
Possession Avg.	na	na
Total Net Yards	4653	4635
Avg. Per Game	290.8	289.7
Total Plays	1029	1000
Avg. Per Play	4.5	4.6
Net Yards Rushing	2456	1862
Avg. Per Game	153.5	116.4
Total Rushes	587	504
Net Yards Passing	2197	2773
Avg. Per Game	137.3	173.3
Sacked/Yards Lost	41/288	29/213
Gross Yards	2485	2986
Att./Completions	401/207	448/228
Completion Pct.	51.6	50.9
Had Intercepted	16	28
Punts/Average	92/36.8	83/39.1
Net Punting Avg.	30.8	31.7
Penalties/Yards	91/800	102/874
Fumbles/Ball Lost	37/22	40/22
Touchdowns	36	30
Rushing	16	11
Passing	16	17
Returns	4	2

Score By Periods	Q1	Q2	Q3	Q4	OT	Pts
Eagles	41	84	36	109	0	270
Opponents	81	71	54	44	0	250

Passing	Att	Cmp	Yds	Cmp%	Y/A	TD	TD%	Int	Int%	Lg	Sk/Lost	Rat
Jaworski	398	206	2487	51.8	6.25	16	4.0	16	2.5	56t	41/288	67.9
Sciarra	1	0	0	0.0	0.00	0	0.0	0	0.0	--	0/0	39.6
Walton	1	0	0	0.0	0.00	0	0.0	0	0.0	--	0/0	39.6
Engles	1	1	-2	100.0	-2.00	0	0.0	0	0.0	-2	0/0	79.2
Eagles	401	207	2485	51.6	6.20	16	4.0	16	4.0	56t	41/288	67.6
Opponents	448	228	2986	50.9	6.67	17	3.8	28	6.3	58t	29/213	58.9

Scoring	TD	Ru	Pa	Rt	PAT	FG	2Pt	Pts
Montgomery	10	9	1	0			0	60
Carmichael	8	0	8	0			0	48
Mike-Mayer	0	0	0	0	21/24	8/17	0	45
Hogan	5	4	1	0			0	30
Krepfle	3	0	3	0			0	18
Sciarra	2	2	0	0			0	12
C.Smith	2	0	2	0			0	12
Michel	0	0	0	0	9/12	0/0	0	9
Barnes	1	1	0	0			0	6
Edwards	1	0	0	1			0	6
Henry	1	0	0	1			0	6
LeMaster	1	0	0	1			0	6
Payne	1	0	1	0			0	6
Sanders	1	0	0	1			0	6
Eagles	36	16	16	4	30/36	8/17	0	270
Opponents	30	11	17	2	28/30	14/26	0	250

Rushing	No.	Yds	Avg	Lg	TD
Montgomery	259	1220	4.7	47	9
Hogan	145	607	4.2	33	4
Campfield	61	247	4.1	50	0
Franklin	60	167	2.8	9	0
Jaworski	30	79	2.6	15	0
Betterson	11	32	2.9	5	0
LeMaster	2	29	14.5	23	0
Carmichael	1	21	21.0	21	0
Payne	1	17	17.0	17	0
Engles	1	16	16.0	16	0
Sciarra	8	11	1.4	4	2
Giammona	4	6	1.5	3	0
Barnes	1	4	4.0	4t	1
Walton	2	0	0.0	0	0
Michel	1	0	0.0	0	0
Eagles	587	2456	4.2	50	16
Opponents	504	1862	3.7	24	11

Receiving	No.	Yds	Avg	Lg	TD
Carmichael	55	1072	19.5	56t	8
Montgomery	34	195	5.7	23	1
Hogan	31	164	5.3	16	1
Krepfle	26	374	14.4	34t	3
Campfield	15	101	6.7	25	0
Payne	13	238	15.9	50	1
Osborne	13	145	11.2	48	0
Smith	11	142	12.9	27t	2
Franklin	7	46	6.6	15	0
Betterson	2	8	4.0	5	0
Eagles	207	2485	12.0	56t	16
Opponents	228	2986	13.1	58t	17

INTs	No.	Yds	Avg	Lg	TD
Edwards	7	59	8.4	25	0
Sanders	5	43	8.6	24	1
Bergey	4	70	17.5	50	0
LeMaster	3	22	7.3	9t	1
Howard	3	15	5.0	15	0
Logan	2	15	7.5	9	0
Sciarra	1	21	21.0	21	0
Hairston	1	12	12.0	12	0
Bunting	1	9	9.0	9	0
Mahalic	1	5	5.0	5	0
Eagles	28	271	9.7	50	2
Opponents	16	131	8.1	34	0

Sacks: Eagles 29.0, Opponents 41.0

Punting	No.	Yds	Avg	Net	TB	Lg	B
Michel	58	2078	35.8	30.9	na	52	0
Engles	33	1307	39.6	30.6	na	53	1
Eagles	92	3385	36.8	30.8	na	53	1
Opponents	83	3245	39.1	31.7	na	66	na

Punt Returns	Ret	FC	Yds	Avg	Lg	TD
Sciarra	37	9	251	6.8	23	0
Henry	11	1	165	15.0	15t	1
Giammona	0	1	0	0.0	0	0
Eagles	48	11	416	8.7	57t	1
Opponents	47	12	354	7.5	80t	1

Kickoff Returns	No.	Yds	Avg	Lg	TD
Campfield	18	368	20.4	31	0
Giammona	12	245	20.4	31	0
Betterson	7	185	26.4	44	0
Montgomery	6	154	25.7	34	0
Lusk	3	61	20.3	24	0
Henry	3	54	18.0	24	0
Tautolo	3	45	15.0	24	0
Barnes	2	22	11.0	18	0
Sciarra	1	0	0.0	0	0
Eagles	55	1134	20.6	44	0
Opponents	56	1154	20.6	41	0



<b>SCHEDULE &amp; RESULTS (5-9)</b>					
S-18	W	13-3	Tampa Bay	61,549	
S-25	L	0-20	at LA Rams	46,031	
O-02	L	13-17	at Detroit	57,236	
O-09	W	28-10	at NY Giants	48,824	
O-16	L	17-21	St. Louis	60,535	
O-23	L	10-16	Dallas	65,507	
O-30	L	17-23	at Washington	55,031	
N-06	W	28-7	New Orleans	53,482	
N-13	L	14-17	Washington	60,702	
N-20	L	16-21	at St. Louis	48,768	
N-27	L	6-14	at New England	57,893	
D-04	L	14-24	at Dallas	60,289	
D-11	W	17-14	NY Giants	47,731	
D-18	W	27-0	NY Jets	19,241	

<u>TEAM STATS</u>	<u>EAGLES</u>	<u>OPP</u>
<b>Total First Downs</b>	<b>211</b>	<b>216</b>
Rushing	98	95
Passing	100	106
Penalty	13	15
<b>3rd Down: Made/Att</b>	<b>na</b>	<b>na</b>
3rd Down Pct.	na	na
<b>4th Down: Made/Att</b>	<b>na</b>	<b>na</b>
4th Down Pct.	na	na
<b>Possession Avg.</b>	<b>na</b>	<b>na</b>
<b>Total Net Yards</b>	<b>3575</b>	<b>3793</b>
Avg. Per Game	255.4	270.9
Total Plays	880	925
Avg. Per Play	4.1	4.1
<b>Net Yards Rushing</b>	<b>1719</b>	<b>1917</b>
Avg. Per Game	122.7	136.9
Total Rushes	484	520
<b>Net Yards Passing</b>	<b>1856</b>	<b>1876</b>
Avg. Per Game	132.5	134.0
Sacked/Yards Lost	47/342	47/316
Gross Yards	2198	2192
Att./Completions	349/167	358/183
Completion Pct.	47.9	51.1
Had Intercepted	21	21
<b>Punts/Average</b>	<b>95/36.5</b>	<b>91/38.7</b>
<b>Net Punting Avg.</b>	<b>32.8</b>	<b>31.0</b>
<b>Penalties/Yards</b>	<b>78/642</b>	<b>85/703</b>
<b>Fumbles/Ball Lost</b>	<b>30/16</b>	<b>26/13</b>
<b>Touchdowns</b>	<b>29</b>	<b>25</b>
Rushing	10	10
Passing	18	14
Returns	1	1

<u>Score By Periods</u>	<u>Q1</u>	<u>Q2</u>	<u>Q3</u>	<u>Q4</u>	<u>OT</u>	<u>Pts</u>
Eagles	34	81	40	65	0	220
Opponents	42	64	43	58	0	207

<u>Passing</u>	<u>Att</u>	<u>Cmp</u>	<u>Yds</u>	<u>Cmp%</u>	<u>Y/A</u>	<u>TD</u>	<u>TD%</u>	<u>Int</u>	<u>Int%</u>	<u>Lg</u>	<u>Sk/Lost</u>	<u>Rat</u>
Jaworski	346	166	2183	48.0	6.31	18	5.2	21	6.1	55t	47/342	60.4
Gabriel	3	1	15	33.3	5.00	0	0.0	0	0.0	15	0/0	50.7
<b>Eagles</b>	<b>349</b>	<b>167</b>	<b>2198</b>	<b>47.9</b>	<b>6.30</b>	<b>18</b>	<b>5.2</b>	<b>21</b>	<b>6.0</b>	<b>55t</b>	<b>47/342</b>	<b>60.3</b>
<b>Opponents</b>	<b>358</b>	<b>183</b>	<b>2192</b>	<b>51.1</b>	<b>6.12</b>	<b>14</b>	<b>3.9</b>	<b>21</b>	<b>5.9</b>	<b>80t</b>	<b>47/316</b>	<b>58.8</b>

<u>Scoring</u>	<u>TD</u>	<u>Ru</u>	<u>Pa</u>	<u>Rt</u>	<u>PAT</u>	<u>FG</u>	<u>2Pt</u>	<u>Pts</u>
Carmichael	7	0	7	0			0	42
Jaworski	5	5	0	0			0	30
Muhlmann	0	0	0	0	17/19	3/8	0	26
Smith	4	0	4	0			0	24
Krepfle	3	0	3	0			0	18
Lusk	3	2	1	0			0	18
Mongomery	3	2	0	1			0	18
Mike-Mayer	0	0	0	0	7/7	3/3	0	16
Sullivan	2	0	2	0			0	12
Betterson	1	1	0	0			0	6
Hogan	1	0	1	0			0	6
Johansson	0	0	0	0	1/3	1/4	0	4
<b>Eagles</b>	<b>29</b>	<b>10</b>	<b>18</b>	<b>1</b>	<b>25/29</b>	<b>7/15</b>	<b>0</b>	<b>220</b>
<b>Opponents</b>	<b>25</b>	<b>10</b>	<b>14</b>	<b>1</b>	<b>24/25</b>	<b>11/26</b>	<b>0</b>	<b>207</b>

<u>Rushing</u>	<u>No.</u>	<u>Yds</u>	<u>Avg</u>	<u>Lg</u>	<u>TD</u>
Hogan	155	546	3.5	19	0
Sullivan	125	363	2.9	14	0
Betterson	62	233	3.8	17t	1
Lusk	52	229	4.4	70t	2
Montgomery	45	183	4.1	27t	2
Jaworski	40	124	3.1	44	5
LeMaster	1	30	30.0	30	0
Smith	2	13	6.5	8	0
Franklin	1	0	0.0	0	0
Henry	1	-2	-2.0	-2	0
<b>Eagles</b>	<b>484</b>	<b>1719</b>	<b>3.6</b>	<b>70t</b>	<b>10</b>
<b>Opponents</b>	<b>520</b>	<b>1917</b>	<b>3.7</b>	<b>84t</b>	<b>10</b>

<u>Receiving</u>	<u>No.</u>	<u>Yds</u>	<u>Avg</u>	<u>Lg</u>	<u>TD</u>
Carmichael	46	665	14.5	50t	7
Smith	33	464	14.1	32	4
Krepfle	27	530	19.6	55t	3
Sullivan	26	223	8.6	30	2
Hogan	19	118	6.2	51t	1
Lusk	5	102	20.4	36t	1
Betterson	4	41	10.3	15	0
Montgomery	3	18	6.0	8	0
Henry	2	16	8.0	14	0
Papale	1	15	15.0	15	0
Osborne	1	6	6.0	6	0
<b>Eagles</b>	<b>167</b>	<b>2198</b>	<b>13.2</b>	<b>55t</b>	<b>18</b>
<b>Opponents</b>	<b>183</b>	<b>2192</b>	<b>11.9</b>	<b>80t</b>	<b>14</b>

<u>INTs</u>	<u>No.</u>	<u>Yds</u>	<u>Avg</u>	<u>Lg</u>	<u>TD</u>
Sanders	6	122	20.3	45	0
Edwards	6	9	1.5	6	0
Logan	5	124	24.8	45	0
Outlaw	2	41	20.5	38	0
Bergey	2	4	2.0	4	0
<b>Eagles</b>	<b>21</b>	<b>300</b>	<b>14.3</b>	<b>45</b>	<b>0</b>
<b>Opponents</b>	<b>21</b>	<b>256</b>	<b>12.1</b>	<b>41</b>	<b>0</b>

Sacks: Eagles 47.0, Opponents 47.0

<u>Punting</u>	<u>No.</u>	<u>Yds</u>	<u>Avg</u>	<u>Net</u>	<u>TB</u>	<u>Lg</u>	<u>B</u>
Jones	93	3463	37.2	32.8	na	68	2
<b>Eagles</b>	<b>95</b>	<b>3463</b>	<b>36.5</b>	<b>32.8</b>	<b>na</b>	<b>68</b>	<b>2</b>
<b>Opponents</b>	<b>91</b>	<b>3523</b>	<b>38.7</b>	<b>31.0</b>	<b>na</b>	<b>56</b>	<b>na</b>

<u>Punt Returns</u>	<u>Ret</u>	<u>FC</u>	<u>Yds</u>	<u>Avg</u>	<u>Lg</u>	<u>TD</u>
Marshall	46	5	489	10.6	48	0
Henry	2	0	25	12.5	22	0
Mitchell	2	0	4	2.0	4	0
<b>Eagles</b>	<b>50</b>	<b>5</b>	<b>518</b>	<b>10.4</b>	<b>48</b>	<b>0</b>
<b>Opponents</b>	<b>45</b>	<b>14</b>	<b>244</b>	<b>5.4</b>	<b>18</b>	<b>0</b>

<u>Kickoff Returns</u>	<u>No.</u>	<u>Yds</u>	<u>Avg</u>	<u>Lg</u>	<u>TD</u>
Montgomery	23	619	26.9	99t	1
Marshall	20	455	22.8	44	0
Lusk	1	23	23.0	23	0
Betterson	1	13	13.0	13	0
<b>Eagles</b>	<b>45</b>	<b>1110</b>	<b>24.7</b>	<b>99t</b>	<b>1</b>
<b>Opponents</b>	<b>47</b>	<b>940</b>	<b>20.0</b>	<b>43</b>	<b>0</b>



SCHEDULE & RESULTS (4-10) table with columns for game date, location, opponent, and score.

TEAM STATS table with columns for TEAM, EAGLES, and OPP, listing various performance metrics like Total First Downs, Net Yards, etc.

Score By Periods table with columns for Q1, Q2, Q3, Q4, OT, and Pts for both Eagles and Opponents.

Passing table with columns: Player, Att, Cmp, Yds, Cmp%, Y/A, TD, TD%, Int, Int%, Lg, Sk/Lost, Rat.

Scoring table with columns: Player, TD, Ru, Pa, Rt, PAT, FG, 2Pt, Pts.

Rushing table with columns: Player, No., Yds, Avg, Lg, TD.

Receiving table with columns: Player, No., Yds, Avg, Lg, TD.

INTs table with columns: Player, No., Yds, Avg, Lg, TD.

Sacks table with columns: Player, No., Yds, Avg, Lg, TD.

Sacks: Eagles 19.0, Opponents 43.0

Punting table with columns: Player, No., Yds, Avg, Net, TB, Lg, B.

Punt Returns table with columns: Player, Ret, FC, Yds, Avg, Lg, TD.

Kickoff Returns table with columns: Player, No., Yds, Avg, Lg, TD.



SCHEDULE & RESULTS (4-10)					
S-21	L	14-23	NY Giants	60,798	
S-28	L	13-15	at Chicago	54,392	
O-05	W	26-10	Washington	64,397	
O-12	L	16-24	at Miami	60,127	
O-19	L	20-31	at St. Louis	45,242	
O-26	L	17-20	Dallas	64,889	
N-03	L	3-42	LA Rams	64,601	
N-09	L	23-24	St. Louis	60,277	
N-16	W	13-10	at NY Giants	53,434	
N-23	L	17-27	at Dallas	57,893	
N-30	W	27-17	San Francisco	56,694	
D-07	L	0-31	Cincinnati	56,984	
D-14	L	10-25	at Denver	37,080	
D-21	W	26-3	at Washington	49,385	

TEAM STATS	EAGLES	OPP
Total First Downs	<b>237</b>	<b>275</b>
Rushing	84	130
Passing	134	123
Penalty	19	22
3rd Down: Made/Att	<b>na</b>	<b>na</b>
3rd Down Pct.	na	na
4th Down: Made/Att	<b>na</b>	<b>na</b>
4th Down Pct.	na	na
Possession Avg.	<b>na</b>	<b>na</b>
Total Net Yards	<b>4142</b>	<b>4771</b>
Avg. Per Game	295.9	340.8
Total Plays	949	970
Avg. Per Play	4.4	4.9
Net Yards Rushing	<b>1702</b>	<b>2233</b>
Avg. Per Game	121.6	159.5
Total Rushes	461	529
Net Yards Passing	<b>2440</b>	<b>2538</b>
Avg. Per Game	174.3	181.3
Sacked/Yards Lost	30/200	17/120
Gross Yards	2640	2658
Att./Completions	458/238	424/226
Completion Pct.	52.0	53.3
Had Intercepted	23	26
Punts/Average	<b>83/38.9</b>	<b>65/37.0</b>
Net Punting Avg.	<b>na</b>	<b>na</b>
Penalties/Yards	<b>81/744</b>	<b>96/769</b>
Fumbles/Ball Lost	<b>29/12</b>	<b>30/18</b>
Touchdowns	<b>24</b>	<b>36</b>
Rushing	3	20
Passing	19	13
Returns	2	3

Score By Periods	Q1	Q2	Q3	Q4	OT	Pts
Eagles	52	66	33	74	0	225
Opponents	43	108	50	101	0	302

Passing	Att	Cmp	Yds	Cmp%	Y/A	TD	TD%	Int	Int%	Lg	Sk/Lost	Rat
Gabriel	292	151	1644	51.7	5.63	13	4.5	11	3.8	62t	18/131	67.8
Boryla	166	87	996	52.4	6.00	6	3.6	12	7.2	46	12/69	52.7
<b>Eagles</b>	<b>458</b>	<b>238</b>	<b>2640</b>	<b>52.0</b>	<b>5.76</b>	<b>19</b>	<b>4.1</b>	<b>23</b>	<b>5.0</b>	<b>62t</b>	<b>30/200</b>	<b>62.3</b>
<b>Opponents</b>	<b>424</b>	<b>226</b>	<b>2658</b>	<b>53.3</b>	<b>6.27</b>	<b>13</b>	<b>3.1</b>	<b>26</b>	<b>6.1</b>	<b>66t</b>	<b>17/120</b>	<b>57.3</b>

Scoring	TD	Ru	Pa	Rt	PAT	FG	2Pt	Pts
Muhlmann	0	0	0	0	21/24	20/29	0	81
Carmichael	7	0	7	0			0	42
C.Smith	6	0	6	0			0	36
McAlister	3	1	2	0			0	18
Young	3	0	3	0			0	18
James	2	1	1	0			0	12
Gabriel	1	1	0	0			0	6
Lavender	1	0	0	1			0	6
LeMaster	1	0	0	1			0	6
<b>Eagles</b>	<b>24</b>	<b>3</b>	<b>19</b>	<b>2</b>	<b>21/24</b>	<b>20/29</b>	<b>0</b>	<b>225</b>
<b>Opponents</b>	<b>36</b>	<b>20</b>	<b>13</b>	<b>3</b>	<b>32/36</b>	<b>18/27</b>	<b>0</b>	<b>302</b>

Rushing	No.	Yds	Avg	Lg	TD
Sullivan	173	632	3.7	28	0
McAlister	103	335	3.3	18	1
Malone	101	325	3.2	18	0
James	43	196	4.6	51	1
Smith	9	85	9.4	36	0
Gabriel	13	70	5.4	39	1
Boryla	8	33	4.1	11	0
Tarver	7	20	2.8	9	0
Carmichael	1	6	6.0	6	0
Young	2	1	0.5	3	0
S.Jones	1	-1	-1.0	-1	0
<b>Eagles</b>	<b>461</b>	<b>1702</b>	<b>3.7</b>	<b>51</b>	<b>3</b>
<b>Opponents</b>	<b>529</b>	<b>2233</b>	<b>4.2</b>	<b>32</b>	<b>20</b>

Receiving	No.	Yds	Avg	Lg	TD
Young	49	659	13.4	47	3
Carmichael	49	639	13.0	62t	7
C.Smith	37	515	13.9	46	6
James	32	267	8.3	47t	1
Sullivan	28	276	9.9	35	0
Malone	20	120	6.0	15	0
McAlister	17	134	7.8	39t	2
Tarver	5	14	2.8	8	0
Krepfle	1	16	16.0	16	0
<b>Eagles</b>	<b>238</b>	<b>2640</b>	<b>11.1</b>	<b>62t</b>	<b>19</b>
<b>Opponents</b>	<b>226</b>	<b>2658</b>	<b>11.8</b>	<b>66t</b>	<b>13</b>

INTs	No.	Yds	Avg	Lg	TD
Bradley	5	56	11.2	20	0
Outlaw	5	23	4.6	23	0
LeMaster	4	133	33.3	89t	1
Parker	4	15	3.8	11	0
Lavender	3	59	19.7	36t	1
Bergey	3	48	16.0	20	0
Bunting	1	6	6.0	6	0
Logan	1	4	4.0	4	0
<b>Eagles</b>	<b>26</b>	<b>344</b>	<b>13.2</b>	<b>89t</b>	<b>2</b>
<b>Opponents</b>	<b>23</b>	<b>411</b>	<b>17.9</b>	<b>76t</b>	<b>2</b>

Sacks: Eagles 17.0, Opponents 30.0

Punting	No.	Yds	Avg	Net	TB	Lg	B
S.Jones	68	2742	40.3	na	na	64	0
Kersey	15	489	32.6	na	na	50	0
<b>Eagles</b>	<b>83</b>	<b>3231</b>	<b>38.9</b>	<b>na</b>	<b>na</b>	<b>64</b>	<b>0</b>
<b>Opponents</b>	<b>65</b>	<b>2406</b>	<b>37.0</b>	<b>na</b>	<b>na</b>	<b>54</b>	<b>0</b>

Punt Returns	Ret	FC	Yds	Avg	Lg	TD
Marshall	23	2	235	10.2	39	0
Morgan	8	0	60	7.5	13	0
Bradley	4	3	4	1.0	6	0
<b>Eagles</b>	<b>35</b>	<b>5</b>	<b>299</b>	<b>8.5</b>	<b>39</b>	<b>0</b>
<b>Opponents</b>	<b>58</b>	<b>6</b>	<b>530</b>	<b>9.1</b>	<b>51</b>	<b>1</b>

Kickoff Returns	No.	Yds	Avg	Lg	TD
Marshall	22	557	25.3	33	0
James	13	311	23.9	38	0
McAlister	12	278	23.2	42	0
Morgan	7	170	24.3	33	0
Sullivan	3	42	14.0	23	0
Opperman	1	15	15.0	15	0
Sisemore	1	15	15.0	15	0
<b>Eagles</b>	<b>59</b>	<b>1388</b>	<b>23.5</b>	<b>42</b>	<b>0</b>
<b>Opponents</b>	<b>51</b>	<b>1149</b>	<b>22.5</b>	<b>50</b>	<b>0</b>



<b>SCHEDULE &amp; RESULTS (7-7)</b>					
S-15	L	3-7	at St. Louis	40,322	
S-23	W	13-10	Dallas	64,088	
S-29	W	30-10	Baltimore	64,205	
O-06	W	13-7	at San Diego	36,124	
O-13	W	35-7	NY Giants	64,801	
O-20	L	24-31	at Dallas	43,586	
O-27	L	10-14	at New Orleans	64,257	
N-03	L	0-27	at Pittsburgh	47,996	
N-10	L	20-27	Washington	65,947	
N-17	L	3-13	St. Louis	61,982	
N-24	L	7-26	at Washington	54,395	
D-01	W	36-14	Green Bay	42,030	
D-08	W	20-7	at NY Giants	46,889	
D-15	W	28-17	Detroit	57,157	

<b>TEAM STATS</b>	<b>EAGLES</b>	<b>OPP</b>				
<b>Total First Downs</b>	<b>244</b>	<b>248</b>				
Rushing	79	105				
Passing	141	129				
Penalty	24	14				
<b>3rd Down: Made/Att</b>	<b>na</b>	<b>na</b>				
3rd Down Pct.	na	na				
<b>4th Down: Made/Att</b>	<b>na</b>	<b>na</b>				
4th Down Pct.	na	na				
<b>Possession Avg.</b>	<b>na</b>	<b>na</b>				
<b>Total Net Yards</b>	<b>3597</b>	<b>4270</b>				
Avg. Per Game	256.9	305.0				
Total Plays	917	922				
Avg. Per Play	3.9	4.6				
<b>Net Yards Rushing</b>	<b>1385</b>	<b>1797</b>				
Avg. Per Game	98.9	128.3				
Total Rushes	415	460				
<b>Net Yards Passing</b>	<b>2212</b>	<b>2473</b>				
Avg. Per Game	158.0	176.6				
Sacked/Yards Lost	42/319	28/211				
Gross Yards	2531	2684				
Att./Completions	461/258	434/230				
Completion Pct.	55.9	52.9				
Had Intercepted	17	18				
<b>Punts/Average</b>	<b>84/36.0</b>	<b>73/39.0</b>				
<b>Net Punting Avg.</b>	<b>na</b>	<b>na</b>				
<b>Penalties/Yards</b>	<b>76/722</b>	<b>86/722</b>				
<b>Fumbles/Ball Lost</b>	<b>32/12</b>	<b>36/16</b>				
<b>Touchdowns</b>	<b>31</b>	<b>26</b>				
Rushing	13	14				
Passing	14	9				
Returns	4	3				
<b>Score By Periods</b>	<b>Q1</b>	<b>Q2</b>	<b>Q3</b>	<b>Q4</b>	<b>OT</b>	<b>Pts</b>
Eagles	49	88	75	30	0	242
Opponents	34	65	65	53	0	217

<b>Passing</b>	<b>Att</b>	<b>Cmp</b>	<b>Yds</b>	<b>Cmp%</b>	<b>Y/A</b>
Gabriel	338	193	1867	57.1	5.52
Boryla	102	60	580	58.8	5.69
Reaves	20	5	84	25.0	4.20
<b>Eagles</b>	<b>460</b>	<b>258</b>	<b>2531</b>	<b>56.1</b>	<b>5.50</b>
<b>Opponents</b>	<b>434</b>	<b>230</b>	<b>2684</b>	<b>53.0</b>	<b>6.18</b>

<b>Scoring</b>	<b>TD</b>	<b>Ru</b>	<b>Pa</b>	<b>Rt</b>	<b>PAT</b>	<b>FG</b>	<b>2Pt</b>	<b>Pts</b>
Sullivan	12	11	1	0			0	72
Dempsey	0	0	0	0	26/30	10/16	0	56
Carmichael	8	0	8	0			0	48
Young	3	0	3	0			0	18
James	2	2	0	0			0	12
Lavender	2	0	0	2			0	12
Zimmerman	2	0	2	0			0	12
Dunstan	1	0	0	1			0	6
Wynn	1	0	0	1			0	6
<b>Eagles</b>	<b>31</b>	<b>13</b>	<b>14</b>	<b>4</b>	<b>26/30</b>	<b>10/16</b>	<b>0</b>	<b>242</b>
<b>Opponents</b>	<b>26</b>	<b>14</b>	<b>9</b>	<b>3</b>	<b>25/26</b>	<b>12/25</b>	<b>0</b>	<b>217</b>

<b>Rushing</b>	<b>No.</b>	<b>Yds</b>	<b>Avg</b>	<b>Lg</b>	<b>TD</b>
Sullivan	244	760	3.1	28t	11
James	67	276	4.1	15	2
Bulaich	50	152	3.0	13	0
Gabriel	14	76	5.4	11	0
Young	6	38	6.3	14	0
Bailey	10	32	3.2	11	0
Boryla	6	25	4.2	11	0
Oliver	7	19	2.7	7	0
Reaves	1	8	8.0	8	0
Jackson	7	3	0.4	2	0
<b>Eagles</b>	<b>412</b>	<b>1389</b>	<b>3.3</b>	<b>28t</b>	<b>13</b>
<b>Opponents</b>	<b>460</b>	<b>1797</b>	<b>3.9</b>	<b>34</b>	<b>14</b>

<b>Receiving</b>	<b>No.</b>	<b>Yds</b>	<b>Avg</b>	<b>Lg</b>	<b>TD</b>
Young	63	696	11.0	29	3
Carmichael	56	649	11.6	39	8
Sullivan	39	312	8.0	23	1
James	33	230	6.9	34	0
Zimmerman	30	368	12.3	64t	2
Bulaich	28	204	7.2	26	0
Bailey	6	27	4.5	15	0
Jackson	2	17	8.5	9	0
C.Smith	1	28	28.0	28	0
<b>Eagles</b>	<b>258</b>	<b>2531</b>	<b>9.8</b>	<b>64t</b>	<b>14</b>
<b>Opponents</b>	<b>230</b>	<b>2684</b>	<b>11.6</b>	<b>57</b>	<b>9</b>

<b>TD</b>	<b>TD%</b>	<b>Int</b>	<b>Int%</b>	<b>Lg</b>	<b>Sk/Lost</b>	<b>Rat</b>
9	2.7	12	3.6	64t	35/259	66.8
5	4.9	3	2.9	29	4/39	78.9
0	0.0	2	10.0	29	3/21	5.0
<b>14</b>	<b>3.0</b>	<b>17</b>	<b>3.7</b>	<b>64t</b>	<b>42/319</b>	<b>66.5</b>
<b>9</b>	<b>2.1</b>	<b>18</b>	<b>4.1</b>	<b>57</b>	<b>28/211</b>	<b>61.6</b>

<b>INTs</b>	<b>No.</b>	<b>Yds</b>	<b>Avg</b>	<b>Lg</b>	<b>TD</b>
Bergey	5	57	11.4	27	0
Bunting	2	23	11.5	12	0
Outlaw	2	22	11.0	22	0
Bradley	2	19	9.5	10	0
Zabel	2	12	6.0	7	0
Logan	2	2	1.0	2	0
Lavender	1	37	37.0	37t	1
Patton	1	4	4.0	4	0
Halverson	1	0	0.0	0	0
<b>Eagles</b>	<b>18</b>	<b>176</b>	<b>9.8</b>	<b>37t</b>	<b>1</b>
<b>Opponents</b>	<b>17</b>	<b>362</b>	<b>21.3</b>	<b>54</b>	<b>1</b>

**Sacks:** Eagles 28.0, Opponents 42.0

<b>Punting</b>	<b>No.</b>	<b>Yds</b>	<b>Avg</b>	<b>Net</b>	<b>TB</b>	<b>Lg</b>	<b>B</b>
Kersey	82	2959	36.1	na	na	59	0
Bradley	2	67	33.5	na	na	35	0
<b>Eagles</b>	<b>84</b>	<b>3026</b>	<b>36.0</b>	<b>na</b>	<b>na</b>	<b>59</b>	<b>2</b>
<b>Opponents</b>	<b>73</b>	<b>2851</b>	<b>39.0</b>	<b>na</b>	<b>na</b>	<b>59</b>	<b>1</b>

<b>Punt Returns</b>	<b>Ret</b>	<b>FC</b>	<b>Yds</b>	<b>Avg</b>	<b>Lg</b>	<b>TD</b>
Bradley	22	5	248	11.3	22	0
Marshall	8	0	72	9.0	21	0
C.Smith	4	0	7	1.8	11	0
Reeves	3	0	12	4.0	9	0
<b>Eagles</b>	<b>37</b>	<b>5</b>	<b>339</b>	<b>9.2</b>	<b>22</b>	<b>0</b>
<b>Opponents</b>	<b>37</b>	<b>14</b>	<b>252</b>	<b>6.8</b>	<b>19</b>	<b>0</b>

<b>Kickoff Returns</b>	<b>No.</b>	<b>Yds</b>	<b>Avg</b>	<b>Lg</b>	<b>TD</b>
Marshall	16	412	25.8	44	0
Jackson	14	339	24.2	52	0
James	12	238	19.8	29	0
Kramer	2	39	19.5	23	0
Kirksey	1	19	19.0	19	0
Bailey	1	14	14.0	14	0
Chesson	1	1	1.0	1	0
Zimmerman	1	0	0.0	0	0
<b>Eagles</b>	<b>48</b>	<b>1062</b>	<b>22.1</b>	<b>52</b>	<b>0</b>
<b>Opponents</b>	<b>46</b>	<b>1030</b>	<b>22.4</b>	<b>102t</b>	<b>1</b>



SCHEDULE & RESULTS (5-8-1)					
S-16	L	23-34	St. Louis	61,103	
S-23	T	23-23	at NY Giants	62,289	
S-30	L	7-28	Washington	64,147	
O-07	L	26-27	at Buffalo	72,364	
O-14	W	27-24	at St. Louis	44,400	
O-21	L	21-28	at Minnesota	47,478	
O-28	W	30-16	Dallas	63,300	
N-04	W	24-23	New England	65,070	
N-11	L	27-44	Atlanta	63,114	
N-18	L	10-31	at Dallas	59,375	
N-25	W	20-16	NY Giants	63,086	
D-02	L	28-38	at San Francisco	51,155	
D-09	W	24-23	NY Jets	34,621	
D-16	L	20-38	at Washington	49,484	

TEAM STATS	EAGLES	OPP
<b>Total First Downs</b>	<b>267</b>	<b>286</b>
Rushing	103	136
Passing	147	135
Penalty	17	15
<b>3rd Down: Made/Att</b>	<b>na</b>	<b>na</b>
3rd Down Pct.	na	na
<b>4th Down: Made/Att</b>	<b>na</b>	<b>na</b>
4th Down Pct.	na	na
<b>Possession Avg.</b>	<b>na</b>	<b>na</b>
<b>Total Net Yards</b>	<b>4798</b>	<b>5062</b>
Avg. Per Game	342.1	361.2
Total Plays	930	903
Avg. Per Play	5.1	5.6
<b>Net Yards Rushing</b>	<b>1791</b>	<b>2423</b>
Avg. Per Game	127.9	172.7
Total Rushes	417	512
<b>Net Yards Passing</b>	<b>2998</b>	<b>2639</b>
Avg. Per Game	214.1	188.5
Sacked/Yards Lost	34/238	21/150
Gross Yards	3236	2789
Att./Completions	479/275	370/219
Completion Pct.	57.4	59.2
Had Intercepted	13	15
<b>Punts/Average</b>	<b>64/40.8</b>	<b>49/39.9</b>
<b>Net Punting Avg.</b>	<b>na</b>	<b>na</b>
<b>Penalties/Yards</b>	<b>61/566</b>	<b>73/692</b>
<b>Fumbles/Ball Lost</b>	<b>41/15</b>	<b>31/15</b>
<b>Touchdowns</b>	<b>34</b>	<b>47</b>
Rushing	9	22
Passing	23	22
Returns	2	3

Score By Periods	Q1	Q2	Q3	Q4	OT	Pts
Eagles	55	77	103	75	0	310
Opponents	90	121	61	121	0	393

Passing	Att	Cmp	Yds	Cmp%	Y/A	TD	TD%	Int	Int%	Lg	Sk/Lost	Rat
Gabriel	460	270	3219	58.7	7.00	23	5.0	12	2.6	80t	31/219	85.9
Reaves	19	5	17	26.3	8.95	0	0.0	1	5.3	6	3/19	17.7
<b>Eagles</b>	<b>479</b>	<b>275</b>	<b>3236</b>	<b>57.4</b>	<b>6.76</b>	<b>23</b>	<b>4.8</b>	<b>13</b>	<b>2.7</b>	<b>80t</b>	<b>34/238</b>	<b>82.8</b>
<b>Opponents</b>	<b>370</b>	<b>219</b>	<b>2789</b>	<b>59.2</b>	<b>7.54</b>	<b>22</b>	<b>5.9</b>	<b>15</b>	<b>4.1</b>	<b>65t</b>	<b>21/150</b>	<b>85.7</b>

Scoring	TD	Ru	Pa	Rt	PAT	FG	2Pt	Pts
Dempsey	0	0	0	0	34/34	24/40	0	106
Carmichael	9	0	9	0			0	54
Young	7	1	6	0			0	42
Sullivan	5	4	1	0			0	30
Bulaich	4	1	3	0			0	24
Zimmerman	3	0	3	0			0	18
Bailey	1	0	1	0			0	6
Bouggess	1	1	0	0			0	6
Gabriel	1	1	0	0			0	6
James	1	1	0	0			0	6
Outlaw	1	0	0	1			0	6
Wynn	1	0	0	1			0	6
<b>Eagles</b>	<b>34</b>	<b>9</b>	<b>23</b>	<b>2</b>	<b>34/34</b>	<b>24/40</b>	<b>0</b>	<b>310</b>
<b>Opponents</b>	<b>47</b>	<b>22</b>	<b>22</b>	<b>3</b>	<b>45/47</b>	<b>22/40</b>	<b>0</b>	<b>393</b>

Rushing	No.	Yds	Avg	Lg	TD
Sullivan	217	968	4.5	37	4
Bulaich	106	436	4.1	20	1
James	36	178	4.9	24	1
Bailey	20	91	4.5	15	0
Carmichael	3	42	14.0	23	0
Bouggess	15	34	2.3	11	1
Young	4	24	6.0	17t	1
Gabriel	12	10	0.8	5	1
Oliver	1	6	6.0	6	0
Reaves	2	2	1.0	3	0
Bradley	1	0	0.0	0	0
<b>Eagles</b>	<b>417</b>	<b>1791</b>	<b>4.3</b>	<b>37</b>	<b>9</b>
<b>Opponents</b>	<b>512</b>	<b>2423</b>	<b>4.7</b>	<b>54</b>	<b>22</b>

Receiving	No.	Yds	Avg	Lg	TD
Carmichael	67	1116	16.6	73	9
Young	55	854	15.5	80t	6
Sullivan	50	322	6.4	29	1
Bulaich	42	403	9.6	80t	3
Zimmerman	22	220	10.0	30t	3
James	17	94	5.5	13	0
Bailey	10	80	8.0	19	1
Hawkins	6	114	19.0	37	0
Bouggess	4	18	4.5	6	0
Oliver	1	9	9.0	9	0
Davis	1	6	6.0	6	0
<b>Eagles</b>	<b>275</b>	<b>3236</b>	<b>11.8</b>	<b>80t</b>	<b>23</b>
<b>Opponents</b>	<b>219</b>	<b>2789</b>	<b>12.7</b>	<b>65t</b>	<b>22</b>

INTs	No.	Yds	Avg	Lg	TD
Logan	5	38	7.6	30	0
Bradley	4	21	5.2	18	0
Outlaw	2	48	24.0	45t	1
Zabel	2	13	6.5	7	0
Sodaski	1	0	0.0	0	0
Wirgowski	1	0	0.0	0	0
<b>Eagles</b>	<b>15</b>	<b>120</b>	<b>8.0</b>	<b>45t</b>	<b>1</b>
<b>Opponents</b>	<b>13</b>	<b>287</b>	<b>22.1</b>	<b>56</b>	<b>1</b>

**Sacks:** Eagles 21.0, Opponents 34.0

Punting	No.	Yds	Avg	Net	TB	Lg	B
McNeill	46	1881	40.9	na	na	66	0
Bradley	18	735	40.8	na	na	61	0
<b>Eagles</b>	<b>64</b>	<b>2616</b>	<b>40.8</b>	<b>na</b>	<b>na</b>	<b>66</b>	<b>0</b>
<b>Opponents</b>	<b>49</b>	<b>1957</b>	<b>39.9</b>	<b>na</b>	<b>na</b>	<b>62</b>	<b>0</b>

Punt Returns	Ret	FC	Yds	Avg	Lg	TD
Bradley	8	12	106	13.3	43	0
Alexander	5	5	10	2.0	5	0
Davis	2	0	0	0.0	4	0
<b>Eagles</b>	<b>15</b>	<b>17</b>	<b>116</b>	<b>7.7</b>	<b>43</b>	<b>0</b>
<b>Opponents</b>	<b>35</b>	<b>16</b>	<b>376</b>	<b>10.7</b>	<b>57</b>	<b>0</b>

Kickoff Returns	No.	Yds	Avg	Lg	TD
James	16	413	25.8	36	0
Sullivan	12	280	23.3	32	0
Nelson	11	264	24.0	53	0
Davis	10	236	23.6	28	0
Alexander	9	189	21.0	25	0
Coleman	2	24	12.0	19	0
Bailey	2	18	9.0	18	0
Oliver	1	17	17.0	17	0
<b>Eagles</b>	<b>63</b>	<b>1441</b>	<b>22.9</b>	<b>53</b>	<b>0</b>
<b>Opponents</b>	<b>55</b>	<b>1246</b>	<b>22.6</b>	<b>101t</b>	<b>1</b>





SCHEDULE & RESULTS (2-11-1)					
S-17	L	6-28	at Dallas	58,850	
S-24	L	17-27	Cleveland	65,720	
O-02	L	12-27	NY Giants	65,720	
O-08	L	0-14	at Washington	53,039	
O-15	L	3-34	LA Rams	65,720	
O-22	W	21-20	at Kansas City	78,389	
O-29	L	3-21	at New Orleans	65,664	
N-05	T	6-6	St. Louis	65,720	
N-12	W	18-17	at Houston	34,175	
N-19	L	7-28	Dallas	65,720	
N-26	L	10-62	at NY Giants	62,586	
D-03	L	7-23	Washington	65,720	
D-10	L	12-21	Chicago	65,720	
D-17	L	23-24	at St. Louis	34,827	

TEAM STATS	EAGLES	OPP
<b>Total First Downs</b>	<b>201</b>	<b>268</b>
Rushing	78	137
Passing	110	117
Penalty	13	14
<b>3rd Down: Made/Att</b>	<b>na</b>	<b>na</b>
3rd Down Pct.	na	na
<b>4th Down: Made/Att</b>	<b>na</b>	<b>na</b>
4th Down Pct.	na	na
<b>Possession Avg.</b>	<b>na</b>	<b>na</b>
<b>Total Net Yards</b>	<b>3463</b>	<b>4738</b>
Avg. Per Game	247.4	338.5
Total Plays	826	878
Avg. Per Play	4.2	5.4
<b>Net Yards Rushing</b>	<b>1393</b>	<b>2266</b>
Avg. Per Game	99.5	161.9
Total Rushes	398	543
<b>Net Yards Passing</b>	<b>2070</b>	<b>2472</b>
Avg. Per Game	147.9	176.6
Sacked/Yards Lost	53/457	17/143
Gross Yards	2527	2615
Att./Completions	375/184	318/175
Completion Pct.	49.1	55.0
Had Intercepted	20	19
<b>Punts/Average</b>	<b>63/40.3</b>	<b>54/40.5</b>
<b>Net Punting Avg.</b>	<b>na</b>	<b>na</b>
<b>Penalties/Yards</b>	<b>76/690</b>	<b>72/637</b>
<b>Fumbles/Ball Lost</b>	<b>35/18</b>	<b>29/8</b>
<b>Touchdowns</b>	<b>12</b>	<b>43</b>
Rushing	2	22
Passing	10	20
Returns	0	1

Score By Periods	Q1	Q2	Q3	Q4	OT	Pts
Eagles	46	56	16	27	0	145
Opponents	60	108	100	84	0	352

Passing	Att	Cmp	Yds	Cmp%	Y/A
Reaves	224	108	1508	48.2	6.73
Liske	138	71	973	51.5	7.05
Arrington	13	5	46	38.5	3.54
<b>Eagles</b>	<b>375</b>	<b>184</b>	<b>2527</b>	<b>49.1</b>	<b>6.74</b>
<b>Opponents</b>	<b>318</b>	<b>175</b>	<b>2615</b>	<b>55.0</b>	<b>8.22</b>

TD	TD%	Int	Int%	Lg	Sk/Lost	Rat
7	3.1	12	5.4	77	38/322	58.4
3	2.2	7	5.1	67	11/107	60.4
0	0.0	1	7.7	16	4/28	16.8
<b>10</b>	<b>2.7</b>	<b>20</b>	<b>5.3</b>	<b>77</b>	<b>53/457</b>	<b>57.7</b>
<b>20</b>	<b>6.3</b>	<b>19</b>	<b>6.0</b>	<b>65</b>	<b>17/143</b>	<b>78.3</b>

Scoring	TD	Ru	Pa	Rt	PAT	FG	2Pt	Pts
Dempsey	0	0	0	0	11/12	20/35	0	71
Jackson	4	0	4	0			0	24
Carmichael	2	0	2	0			0	12
Hawkins	1	0	1	0			0	6
Kramer	1	0	1	0			0	6
James	1	0	1	0			0	6
Reaves	1	1	0	0			0	6
Walik	1	0	1	0			0	6
Watkins	1	1	0	0			0	6
Bunting/ Coleman (s)	0	0	0	0			0	2

<b>Eagles</b>	<b>12</b>	<b>2</b>	<b>10</b>	<b>0</b>	<b>11/12</b>	<b>20/35</b>	<b>0</b>	<b>145</b>
<b>Opponents</b>	<b>43</b>	<b>22</b>	<b>20</b>	<b>1</b>	<b>42/43</b>	<b>16/25</b>	<b>0</b>	<b>352</b>

Rushing	No.	Yds	Avg	Lg	TD
James	182	565	3.1	22	0
Baker	90	322	3.6	14	0
Watkins	67	262	3.9	28	1
Reaves	18	109	6.3	16	1
Jackson	9	76	8.4	34	0
Bailey	7	22	3.1	5	0
Liske	7	20	2.9	9	0
Sullivan	13	13	1.0	4	0
Crowe	1	2	2.0	2	0
Arrington	1	2	2.0	2	0
Hawkins	3	0	0.0	12	0
<b>Eagles</b>	<b>398</b>	<b>1393</b>	<b>3.5</b>	<b>34</b>	<b>2</b>
<b>Opponents</b>	<b>543</b>	<b>2266</b>	<b>4.2</b>	<b>43</b>	<b>22</b>

Receiving	No.	Yds	Avg	Lg	TD
Jackson	62	1048	16.9	77	4
Hawkins	30	512	17.1	67	1
Carmichael	20	276	13.8	54	2
James	20	156	7.8	35	1
Baker	16	114	7.1	14	0
Kramer	11	17	16.0	29	1
Ballman	9	183	20.3	43	0
Watkins	6	-2	-0.3	4	0
Bailey	5	32	6.4	9	0
Sullivan	4	17	4.3	7	0
Walik	1	15	15.0	15t	1
<b>Eagles</b>	<b>184</b>	<b>2527</b>	<b>13.8</b>	<b>77</b>	<b>10</b>
<b>Opponents</b>	<b>175</b>	<b>2615</b>	<b>14.9</b>	<b>65</b>	<b>20</b>

INTs	No.	Yds	Avg	Lg	TD
Bradley	9	73	8.1	21	0
Ramsey	3	14	4.7	10	0
Porter	2	10	5.0	7	0
Keyes	2	0	0.0	0	0
Bunting	1	45	45.0	45	0
Allen	1	15	15.0	15	0
Absher	1	7	7.0	7	0
<b>Eagles</b>	<b>19</b>	<b>158</b>	<b>17.6</b>	<b>33</b>	<b>0</b>
<b>Opponents</b>	<b>18</b>	<b>319</b>	<b>17.7</b>	<b>70t</b>	<b>2</b>

Sacks: Eagles 17.0, Opponents 53.0

Punting	No.	Yds	Avg	Net	TB	Lg	B
Bradley	56	2250	40.2	na	na	60	0
McNeill	7	290	41.4	na	na	51	0
<b>Eagles</b>	<b>63</b>	<b>2540</b>	<b>40.3</b>	<b>na</b>	<b>na</b>	<b>60</b>	<b>0</b>
<b>Opponents</b>	<b>54</b>	<b>2189</b>	<b>40.5</b>	<b>na</b>	<b>na</b>	<b>67</b>	<b>2</b>

Punt Returns	Ret	FC	Yds	Avg	Lg	TD
Bradley	22	7	155	7.0	60	0
Walik	3	1	4	1.3	10	0
Winfield	1	0	12	12.0	12	0
Gibbs	1	0	8	8.0	8	0
<b>Eagles</b>	<b>27</b>	<b>8</b>	<b>179</b>	<b>6.6</b>	<b>60</b>	<b>0</b>
<b>Opponents</b>	<b>26</b>	<b>28</b>	<b>137</b>	<b>5.3</b>	<b>48</b>	<b>0</b>

Kickoff Returns	No.	Yds	Avg	Lg	TD
Nelson	25	728	29.1	78	0
Walik	21	466	22.2	35	0
Sullivan	3	72	24.0	34	0
Gibbs	3	61	20.3	23	0
Winfield	3	9	3.0	9	0
Bradley	1	20	20.0	20	0
Pettigrew	1	17	17.0	17	0
Bailey	1	2	2.0	2	0
Overmyer	1	0	0.0	0	0
<b>Eagles</b>	<b>59</b>	<b>1339</b>	<b>22.7</b>	<b>78</b>	<b>0</b>
<b>Opponents</b>	<b>41</b>	<b>886</b>	<b>21.6</b>	<b>48</b>	<b>0</b>



SCHEDULE & RESULTS (6-7-1)					
S-19	L	14-37	at Cincinnati	55,880	
S-26	L	7-42	Dallas	65,358	
O-03	L	3-31	San Francisco	65,358	
O-10	L	0-13	Minnesota	65,358	
O-17	L	10-34	at Oakland	54,615	
O-24	W	23-7	NY Giants	65,358	
O-31	W	17-16	Denver	65,358	
N-07	T	7-7	at Washington	53,041	
N-14	L	7-20	at Dallas	60,178	
N-21	W	37-20	at St. Louis	48,658	
N-28	L	13-20	Washington	65,358	
D-05	W	23-20	at Detroit	54,418	
D-12	W	19-7	St. Louis	65,358	
D-19	W	41-28	at NY Giants	62,774	

TEAM STATS	EAGLES	OPP
<b>Total First Downs</b>	<b>201</b>	<b>251</b>
Rushing	65	104
Passing	119	129
Penalty	17	18
<b>3rd Down: Made/Att</b>	<b>na</b>	<b>na</b>
3rd Down Pct.	na	na
<b>4th Down: Made/Att</b>	<b>na</b>	<b>na</b>
4th Down Pct.	na	na
<b>Possession Avg.</b>	<b>na</b>	<b>na</b>
<b>Total Net Yards</b>	<b>3571</b>	<b>4622</b>
Avg. Per Game	255.1	330.1
Total Plays	823	889
Avg. Per Play	4.3	5.2
<b>Net Yards Rushing</b>	<b>1248</b>	<b>1962</b>
Avg. Per Game	89.1	140.1
Total Rushes	407	450
<b>Net Yards Passing</b>	<b>2323</b>	<b>2660</b>
Avg. Per Game	165.9	190.0
Sacked/Yards Lost	26/229	32/311
Gross Yards	2552	2971
Att./Completions	534/282	407/220
Completion Pct.	51.3	54.1
Had Intercepted	20	22
<b>Punts/Average</b>	<b>75/41.9</b>	<b>57/40.4</b>
<b>Net Punting Avg.</b>	<b>na</b>	<b>na</b>
<b>Penalties/Yards</b>	<b>81/838</b>	<b>94/908</b>
<b>Fumbles/Ball Lost</b>	<b>21/15</b>	<b>34/25</b>
<b>Touchdowns</b>	<b>24</b>	<b>36</b>
Rushing	6	16
Passing	13	16
Returns	5	4

Score By Periods	Q1	Q2	Q3	Q4	OT	Pts
Eagles	51	66	42	62	0	221
Opponents	16	113	77	96	0	302

Passing	Att	Cmp	Yds	Cmp%	Y/A	TD	TD%	Int	Int%	Lg	Sk/Lost	Rat
Liske	269	143	1957	53.2	7.28	11	4.1	15	5.6	69t	13/134	67.1
Arrington	118	55	576	46.6	4.88	2	1.7	5	4.2	65	13/95	49.3
Bull	1	1	15	100.0	15.00	0	0.0	0	0.0	15	0/0	118.8
Ward	1	1	4	100.0	4.00	0	0.0	0	0.0	4	0/0	83.3
A.Davis	1	0	0	0.0	0.00	0	0.0	0	0.0	0	0/0	39.6
<b>Eagles</b>	<b>390</b>	<b>200</b>	<b>2552</b>	<b>51.3</b>	<b>6.54</b>	<b>13</b>	<b>3.3</b>	<b>20</b>	<b>5.1</b>	<b>69t</b>	<b>26/229</b>	<b>61.8</b>
<b>Opponents</b>	<b>407</b>	<b>220</b>	<b>2971</b>	<b>54.1</b>	<b>7.30</b>	<b>16</b>	<b>3.9</b>	<b>22</b>	<b>5.4</b>	<b>90t</b>	<b>32/311</b>	<b>68.1</b>

Scoring	TD	Ru	Pa	Rt	PAT	FG	2Pt	Pts
Dempsey	0	0	0	0	13/14	12/17	0	49
Hawkins	5	0	4	1			0	30
Feller	0	0	0	0	10/10	6/20	0	28
Bouggess	3	2	1	0			0	18
Jackson	3	0	3	0			0	18
Nelson	2	0	0	2			0	12
Zabel	2	0	2	0			0	12
Bailey	1	1	0	0			0	6
Bull	1	0	1	0			0	6
A.Davis	1	1	0	0			0	6
Hobbs	1	0	0	1			0	6
Kramer	1	0	1	0			0	6
Liske	1	1	0	0			0	6
S.Smith	1	0	0	1			0	6
Watkins	1	1	0	0			0	6
Woodeshick	1	0	1	0			0	6
<b>Eagles</b>	<b>24</b>	<b>6</b>	<b>13</b>	<b>5</b>	<b>23/24</b>	<b>18/37</b>	<b>0</b>	<b>221</b>
<b>Opponents</b>	<b>36</b>	<b>16</b>	<b>16</b>	<b>4</b>	<b>35/36</b>	<b>17/30</b>	<b>0</b>	<b>302</b>

Rushing	No.	Yds	Avg	Lg	TD
Bull	94	351	3.7	39	0
Bouggess	97	262	2.7	26	2
Woodeshick	66	188	2.8	19	0
A.Davis	47	163	3.5	21	1
Watkins	35	98	2.8	11	1
Baker	17	49	2.9	13	0
Jackson	5	41	8.2	18	0
Bailey	23	41	1.8	7	1
Liske	13	29	1.9	9	1
Arrington	5	23	4.6	11	0
Hawkins	4	8	2.0	10	0
Zabel	1	-5	-5.0	-5	0
<b>Eagles</b>	<b>407</b>	<b>1248</b>	<b>3.1</b>	<b>39</b>	<b>6</b>
<b>Opponents</b>	<b>450</b>	<b>1962</b>	<b>4.3</b>	<b>68t</b>	<b>16</b>

Receiving	No.	Yds	Avg	Lg	TD
Jackson	47	716	15.2	69t	3
Hawkins	37	650	17.6	65	4
Bouggess	24	170	7.1	27	1
Carmichael	20	288	14.4	50	0
Ballman	13	238	18.3	57	0
A.Davis	11	46	4.2	12	0
Bull	9	75	8.3	15	1
Hill	7	92	13.1	35	0
Bailey	7	55	7.9	24	0
Kramer	6	65	10.8	17	1
Watkins	6	40	6.7	10	0
Woodeshick	6	36	6.0	11	1
Baker	4	36	9.0	14	0
Zabel	2	4	2.0	3t	2
Whalen	1	41	41.0	41	0
<b>Eagles</b>	<b>200</b>	<b>2552</b>	<b>12.8</b>	<b>69t</b>	<b>13</b>
<b>Opponents</b>	<b>220</b>	<b>2971</b>	<b>13.5</b>	<b>90t</b>	<b>16</b>

TD	TD%	Int	Int%	Lg	Sk/Lost	Rat
11	4.1	15	5.6	69t	13/134	67.1
2	1.7	5	4.2	65	13/95	49.3
0	0.0	0	0.0	15	0/0	118.8
0	0.0	0	0.0	4	0/0	83.3
0	0.0	0	0.0	0	0/0	39.6
<b>13</b>	<b>3.3</b>	<b>20</b>	<b>5.1</b>	<b>69t</b>	<b>26/229</b>	<b>61.8</b>
<b>16</b>	<b>3.9</b>	<b>22</b>	<b>5.4</b>	<b>90t</b>	<b>32/311</b>	<b>68.1</b>

INTs	No.	Yds	Avg	Lg	TD
Bradley	11	248	22.5	51	0
Keyes	6	31	5.2	17	0
Nelson	2	63	31.5	44	1
Rossovhich	1	24	24.0	24	0
Hultz	1	4	4.0	4	0
Zabel	1	4	4.0	4	0
<b>Eagles</b>	<b>22</b>	<b>374</b>	<b>17.0</b>	<b>51</b>	<b>1</b>
<b>Opponents</b>	<b>20</b>	<b>359</b>	<b>12.9</b>	<b>46</b>	<b>1</b>

Sacks: Eagles 32.0, Opponents 26.0

Punting	No.	Yds	Avg	Net	TB	Lg	B
McNeil	73	3063	42.0	na	na	64	1
Bradley	2	76	38.0	na	na	45	0
<b>Eagles</b>	<b>75</b>	<b>3139</b>	<b>41.9</b>	<b>na</b>	<b>na</b>	<b>64</b>	<b>1</b>
<b>Opponents</b>	<b>57</b>	<b>2308</b>	<b>40.4</b>	<b>na</b>	<b>na</b>	<b>57</b>	<b>1</b>

Punt Returns	Ret	FC	Yds	Avg	Lg	TD
Bradley	18	11	118	6.6	33	0
Walik	5	4	50	10.0	50	0
Hawkins	1	0	6	6.0	6	0
<b>Eagles</b>	<b>24</b>	<b>15</b>	<b>174</b>	<b>7.2</b>	<b>50</b>	<b>0</b>
<b>Opponents</b>	<b>40</b>	<b>11</b>	<b>372</b>	<b>9.3</b>	<b>36</b>	<b>0</b>

Kickoff Returns	No.	Yds	Avg	Lg	TD
Nelson	13	358	27.5	51	0
Walik	14	369	26.4	52	0
Thrower	12	299	24.9	45	0
Pettigrew	2	37	28.5	21	0
Jackson	2	48	24.0	28	0
A.Davis	2	44	22.0	25	0
Harris	2	28	14.0	21	0
Kramer	1	0	0.0	0	0
Zabel	1	0	0.0	0	0
<b>Eagles</b>	<b>49</b>	<b>1183</b>	<b>24.1</b>	<b>52</b>	<b>0</b>
<b>Opponents</b>	<b>48</b>	<b>1103</b>	<b>22.9</b>	<b>103t</b>	<b>1</b>



SCHEDULE & RESULTS (3-10-1)				
S-20	L	7-17	Dallas	59,728
S-27	L	16-20	at Chicago	53,643
O-04	L	21-33	Washington	60,658
O-11	L	23-30	at NY Giants	62,820
O-18	L	20-35	St. Louis	59,002
O-25	L	17-30	at Green Bay (Mil)	48,022
N-01	L	17-21	at Dallas	55,736
N-08	W	24-17	Miami	58,171
N-15	T	13-13	Atlanta	55,425
N-23	W	23-20	NY Giants	59,117
N-29	L	14-23	at St. Louis	46,581
D-06	L	10-29	at Baltimore	60,240
D-13	L	6-24	at Washington	50,415
D-20	W	30-20	Pittsburgh	55,252

TEAM STATS	EAGLES	OPP
<b>Total First Downs</b>	<b>229</b>	<b>213</b>
Rushing	81	102
Passing	126	95
Penalty	22	16
<b>3rd Down: Made/Att</b>	<b>na</b>	<b>na</b>
3rd Down Pct.	na	na
<b>4th Down: Made/Att</b>	<b>na</b>	<b>na</b>
4th Down Pct.	na	na
<b>Possession Avg.</b>	<b>na</b>	<b>na</b>
<b>Total Net Yards</b>	<b>3990</b>	<b>3953</b>
Avg. Per Game	285.0	282.4
Total Plays	883	1019
Avg. Per Play	4.5	4.9
<b>Net Yards Rushing</b>	<b>1539</b>	<b>2064</b>
Avg. Per Game	109.9	147.4
Total Rushes	450	457
<b>Net Yards Passing</b>	<b>2451</b>	<b>1889</b>
Avg. Per Game	175.1	134.9
Sacked/Yards Lost	23/200	34/287
Gross Yards	2651	2176
Att./Completions	410/218	313/161
Completion Pct.	53.2	51.4
Had Intercepted	23	10
<b>Punts/Average</b>	<b>71/36.5</b>	<b>61/39.4</b>
<b>Net Punting Avg.</b>	<b>na</b>	<b>na</b>
<b>Penalties/Yards</b>	<b>73/779</b>	<b>90/991</b>
<b>Fumbles/Ball Lost</b>	<b>26/16</b>	<b>25/18</b>
<b>Touchdowns</b>	<b>29</b>	<b>36</b>
Rushing	11	16
Passing	16	16
Returns	2	4

Score By Periods	Q1	Q2	Q3	Q4	OT	Pts
Eagles	45	75	55	66	0	241
Opponents	70	126	73	63	0	332

Passing	Att	Cmp	Yds	Cmp%	Y/A
Snead	335	181	2323	42.2	6.93
Arrington	73	37	328	50.7	4.49
Ballman	1	0	0	0.0	0.00
Bouggess	1	0	0	0.0	0.00
<b>Eagles</b>	<b>410</b>	<b>218</b>	<b>2651</b>	<b>53.2</b>	<b>6.47</b>
<b>Opponents</b>	<b>313</b>	<b>161</b>	<b>2176</b>	<b>51.4</b>	<b>6.95</b>

Scoring	TD	Ru	Pa	Rt	PAT	FG	2Pt	Pts
Moseley	0	0	0	0	25/28	14/25	0	67
Jackson	5	0	5	0			0	30
Bouggess	4	2	2	0			0	24
Hawkins	4	0	4	0			0	24
Ballman	3	0	3	0			0	18
Snead	3	3	0	0			0	18
Pinder	2	2	0	0			0	12
Woodeshick	2	2	0	0			0	12
Arrington	1	1	0	0			0	6
Dirks	1	0	0	1			0	6
Hill	1	0	1	0			0	6
Preese	1	0	0	1			0	6
Watkins	1	1	0	0			0	6
Zabel	1	0	1	0			0	6
<b>Eagles</b>	<b>29</b>	<b>11</b>	<b>16</b>	<b>2</b>	<b>25/28</b>	<b>14/25</b>	<b>0</b>	<b>241</b>
<b>Opponents</b>	<b>36</b>	<b>16</b>	<b>16</b>	<b>4</b>	<b>na</b>	<b>27/na</b>	<b>na</b>	<b>332</b>

Rushing	No.	Yds	Avg	Lg	TD
Pinder	166	657	3.9	40t	2
Bouggess	159	401	2.5	20t	2
Woodeshick	52	254	4.9	57t	2
Watkins	32	96	3.0	11	1
H.Jones	13	44	3.4	16	0
Snead	18	35	1.9	16	3
Arrington	4	33	8.0	15	1
Bradley	1	14	14.0	14	0
Keyes	2	7	3.5	5	0
Hawkins	2	3	1.5	4	0
Jackson	1	-5	-5.0	-5	0
<b>Eagles</b>	<b>450</b>	<b>1539</b>	<b>3.4</b>	<b>57t</b>	<b>11</b>
<b>Opponents</b>	<b>457</b>	<b>2064</b>	<b>4.5</b>	<b>na</b>	<b>16</b>

Receiving	No.	Yds	Avg	Lg	TD
Bouggess	50	401	8.0	34	2
Ballman	47	601	12.8	26	3
Jackson	41	613	14.9	79t	5
Hawkins	30	612	20.4	78t	4
Pinder	28	249	8.8	27	0
Zabel	8	119	14.8	25	1
Woodeshick	6	28	4.7	10	0
H.Jones	3	12	12.0	12	0
Hill	3	10	3.3	9	1
Watkins	3	6	2.0	5	0
Walik	1	0	0.0	0	0
<b>Eagles</b>	<b>218</b>	<b>2651</b>	<b>12.2</b>	<b>79t</b>	<b>16</b>
<b>Opponents</b>	<b>161</b>	<b>2176</b>	<b>13.5</b>	<b>na</b>	<b>16</b>

TD	TD%	Int	Int%	Lg	Sk/Lost	Rat	
15	4.5	20	6.0	79t	21/181	66.1	
1	1.4	3	4.1	23	2/19	50.5	
0	0.0	0	0.0	0	0/0	39.6	
0	0.0	0	0.0	0	0/0	39.6	
<b>Eagles</b>	<b>16</b>	<b>3.9</b>	<b>23</b>	<b>5.6</b>	<b>79t</b>	<b>23/200</b>	<b>63.0</b>
<b>Opponents</b>	<b>16</b>	<b>5.1</b>	<b>10</b>	<b>3.2</b>	<b>na</b>	<b>34/287</b>	<b>77.6</b>

INTs	No.	Yds	Avg	Lg	TD
Nelson	2	45	22.5	45	0
Preece	2	19	9.5	19	0
Young	2	19	9.5	13	0
R.Jones	2	17	8.5	17	0
Hayes	1	2	2.0	2	0
Ramsey	1	0	0.0	0	0
<b>Eagles</b>	<b>10</b>	<b>102</b>	<b>10.2</b>	<b>45</b>	<b>0</b>
<b>Opponents</b>	<b>23</b>	<b>na</b>	<b>na</b>	<b>na</b>	<b>na</b>

Sacks: Eagles 34.0, Opponents 23.0

Punting	No.	Yds	Avg	Net	TB	Lg	B
Bradley	61	2244	36.8	na	na	57	0
Moseley	10	350	35.0	na	na	56	0
<b>Eagles</b>	<b>71</b>	<b>2594</b>	<b>36.5</b>	<b>na</b>	<b>na</b>	<b>57</b>	<b>0</b>
<b>Opponents</b>	<b>61</b>	<b>2403</b>	<b>39.4</b>	<b>na</b>	<b>na</b>	<b>na</b>	<b>na</b>

Punt Returns	Ret	FC	Yds	Avg	Lg	TD
Walik	20	8	78	3.9	16	0
Hawkins	10	2	16	1.6	8	0
Hayes	2	0	6	3.0	6	0
<b>Eagles</b>	<b>32</b>	<b>10</b>	<b>100</b>	<b>3.1</b>	<b>16</b>	<b>0</b>
<b>Opponents</b>	<b>22</b>	<b>na</b>	<b>163</b>	<b>7.4</b>	<b>na</b>	<b>na</b>

Kickoff Returns	No.	Yds	Avg	Lg	TD
Walik	32	805	25.2	82	0
Nelson	10	187	18.7	27	0
R.Jones	8	120	15.0	30	0
Hayes	6	107	17.8	23	0
Rossovich	1	22	22.0	22	0
Pettigrew	1	11	11.0	11	0
Hawkins	1	0	0.0	0	0
<b>Eagles</b>	<b>59</b>	<b>1252</b>	<b>21.2</b>	<b>82</b>	<b>0</b>
<b>Opponents</b>	<b>50</b>	<b>1030</b>	<b>20.6</b>	<b>na</b>	<b>na</b>



<b>SCHEDULE &amp; RESULTS (4-9-1)</b>				
S-21	L	20-27	Cleveland	60,658
S-28	W	41-27	Pittsburgh	60,658
O-05	L	7-38	Dallas	60,658
O-13	L	20-24	at Baltimore	56,864
O-19	L	14-49	at Dallas	71,509
O-26	W	13-10	New Orleans	60,658
N-02	W	23-20	at NY Giants	62,912
N-09	T	28-28	at Washington	50,502
N-16	L	17-23	LA Rams	60,658
N-23	W	34-30	at St. Louis	45,512
N-30	L	17-26	at New Orleans	72,805
D-07	L	29-34	Washington	60,658
D-14	L	3-27	Atlanta	60,658
D-21	L	13-14	at San Francisco	25,391

<u>TEAM STATS</u>	<u>EAGLES</u>	<u>OPP</u>
<b>Total First Downs</b>	<b>231</b>	<b>268</b>
Rushing	83	111
Passing	132	136
Penalty	16	21
<b>3rd Down: Made/Att</b>	<b>na</b>	<b>na</b>
3rd Down Pct.	na	na
<b>4th Down: Made/Att</b>	<b>na</b>	<b>na</b>
4th Down Pct.	na	na
<b>Possession Avg.</b>	<b>na</b>	<b>na</b>
<b>Total Net Yards</b>	<b>4345</b>	<b>4978</b>
Avg. Per Game	310.4	355.6
Total Plays	882	936
Avg. Per Play	4.9	5.3
<b>Net Yards Rushing</b>	<b>1563</b>	<b>1909</b>
Avg. Per Game	111.6	136.4
Total Rushes	395	467
<b>Net Yards Passing</b>	<b>2782</b>	<b>3069</b>
Avg. Per Game	198.7	219.2
Sacked/Yards Lost	29/240	25/181
Gross Yards	3022	3250
Att./Completions	458/216	444/243
Completion Pct.	47.2	54.7
Had Intercepted	28	15
<b>Punts/Average</b>	<b>74/39.8</b>	<b>69/40.9</b>
<b>Net Punting Avg.</b>	<b>na/na</b>	<b>na/na</b>
<b>Penalties/Yards</b>	<b>80/843</b>	<b>79/950</b>
<b>Fumbles/Ball Lost</b>	<b>18/11</b>	<b>31/14</b>
<b>Touchdowns</b>	<b>33</b>	<b>44</b>
Rushing	10	15
Passing	20	23
Returns	3	6

<u>Score By Periods</u>	<u>Q1</u>	<u>Q2</u>	<u>Q3</u>	<u>Q4</u>	<u>OT</u>	<u>Pts</u>
Eagles	43	90	61	85	0	279
Opponents	87	77	114	99	0	377

<u>Passing</u>	<u>Att</u>	<u>Cmp</u>	<u>Yds</u>	<u>Cmp%</u>	<u>Y/A</u>	<u>TD</u>	<u>TD%</u>	<u>Int</u>	<u>Int%</u>	<u>Lg</u>	<u>Sk/Lost</u>	<u>Rat</u>
Snead	379	190	2768	50.1	7.30	19	5.0	23	6.1	80t	21/170	65.7
Mira	76	25	240	32.9	3.16	1	1.3	5	6.6	35	8/70	19.6
Keyes	2	1	14	50.0	7.00	0	0.0	0	0.0	14	0/0	72.9
Bradley	1	0	0	0.0	0.00	0	0.0	0	0.0	--	0/0	39.6
<b>Eagles</b>	<b>458</b>	<b>216</b>	<b>3022</b>	<b>47.2</b>	<b>6.60</b>	<b>20</b>	<b>4.4</b>	<b>28</b>	<b>6.1</b>	<b>80t</b>	<b>29/240</b>	<b>58.0</b>
<b>Opponents</b>	<b>444</b>	<b>243</b>	<b>3250</b>	<b>54.7</b>	<b>7.32</b>	<b>23</b>	<b>5.2</b>	<b>15</b>	<b>3.4</b>	<b>71t</b>	<b>25/181</b>	<b>81.4</b>

<u>Scoring</u>	<u>TD</u>	<u>Ru</u>	<u>Pa</u>	<u>Rt</u>	<u>PAT</u>	<u>FG</u>	<u>2Pt</u>	<u>Pts</u>
Baker	0	0	0	0	31/31	16/30	0	79
Jackson	9	0	9	0			0	54
Hawkins	8	0	8	0			0	48
Woodeshick	4	4	0	0			0	24
Keyes	3	3	0	0			0	18
Ballman	2	0	2	0			0	12
Snead	2	2	0	0			0	12
Bradley	1	0	0	1			0	6
Hill	1	0	1	0			0	6
Pinder	1	1	0	0			0	6
Ramsey	1	0	0	1			0	6
Scarpati	1	0	0	1			0	6
Tom (s)	0	0	0	0			0	2
<b>Eagles</b>	<b>33</b>	<b>10</b>	<b>20</b>	<b>3</b>	<b>31/31</b>	<b>16/30</b>	<b>0</b>	<b>279</b>
<b>Opponents</b>	<b>44</b>	<b>15</b>	<b>23</b>	<b>6</b>	<b>44/44</b>	<b>23/37</b>	<b>0</b>	<b>377</b>

<u>Rushing</u>	<u>No.</u>	<u>Yds</u>	<u>Avg</u>	<u>Lg</u>	<u>TD</u>
Woodeshick	186	831	4.5	21	4
Keyes	121	361	3.0	28	3
Pinder	60	309	5.2	50	1
Blye	8	25	3.1	11	0
Mira	3	16	5.3	6	0
Jackson	2	10	5.0	6	0
Wilson	4	7	1.8	4	0
Bradley	1	5	5.0	5	0
Snead	8	2	0.3	5t	2
Jones	1	0	0.0	0	0
Hawkins	1	-3	-3.0	-3	0
<b>Eagles</b>	<b>395</b>	<b>1563</b>	<b>4.0</b>	<b>50</b>	<b>10</b>
<b>Opponents</b>	<b>467</b>	<b>1909</b>	<b>4.1</b>	<b>53t</b>	<b>15</b>

<u>Receiving</u>	<u>No.</u>	<u>Yds</u>	<u>Avg</u>	<u>Lg</u>	<u>TD</u>
Jackson	65	1116	17.2	65t	9
Hawkins	43	761	17.7	58	8
Ballman	31	492	15.9	80t	2
Keyes	29	276	9.5	35	0
Woodeshick	22	177	8.0	15	0
Pinder	12	77	6.4	20	0
Hill	6	64	10.7	23	1
Hughes	3	29	9.7	15	0
Blye	2	-6	-3.0	1	0
Brown	1	20	20.0	20	0
Lawrence	1	10	10.0	10	0
Wilson	1	6	6.0	6	0
<b>Eagles</b>	<b>216</b>	<b>3022</b>	<b>14.0</b>	<b>80t</b>	<b>20</b>
<b>Opponents</b>	<b>243</b>	<b>3250</b>	<b>13.4</b>	<b>71t</b>	<b>23</b>

<u>INTs</u>	<u>No.</u>	<u>Yds</u>	<u>Avg</u>	<u>Lg</u>	<u>TD</u>
Scarpati	4	54	13.5	34t	1
Nelson	3	10	3.3	10	0
Ramsey	2	26	13.0	26t	1
Lloyd	2	22	11.0	14	0
Bradley	1	56	56.0	56t	1
Colman TM	1	11	11.0	11	0
Cross	1	0	0.0	0	0
Young	1	0	0.0	0	0
<b>Eagles</b>	<b>15</b>	<b>179</b>	<b>11.9</b>	<b>56t</b>	<b>3</b>
<b>Opponents</b>	<b>28</b>	<b>343</b>	<b>12.3</b>	<b>38</b>	<b>3</b>

Sacks: Eagles 25.0, Opponents 29.0

<u>Punting</u>	<u>No.</u>	<u>Yds</u>	<u>Avg</u>	<u>Net</u>	<u>TB</u>	<u>Lg</u>	<u>B</u>
Bradley	74	2942	39.8	na	na	60	0
<b>Eagles</b>	<b>74</b>	<b>2942</b>	<b>39.8</b>	<b>na</b>	<b>na</b>	<b>60</b>	<b>0</b>
<b>Opponents</b>	<b>69</b>	<b>2819</b>	<b>40.9</b>	<b>na</b>	<b>na</b>	<b>55</b>	<b>2</b>

<u>Punt Returns</u>	<u>Ret</u>	<u>FC</u>	<u>Yds</u>	<u>Avg</u>	<u>Lg</u>	<u>TD</u>
Bradley	28	5	181	6.5	37	0
Scarpati	4	1	6	1.5	2	0
Lawrence	2	2	26	13.0	18	0
Hawkins	1	2	6	6.0	6	0
Hughes	1	0	0	0.0	0	0
<b>Eagles</b>	<b>36</b>	<b>10</b>	<b>219</b>	<b>6.1</b>	<b>37</b>	<b>0</b>
<b>Opponents</b>	<b>21</b>	<b>24</b>	<b>93</b>	<b>4.4</b>	<b>30</b>	<b>0</b>

<u>Kickoff Returns</u>	<u>No.</u>	<u>Yds</u>	<u>Avg</u>	<u>Lg</u>	<u>TD</u>
Bradley	21	467	22.2	42	0
Blye	19	370	19.5	35	0
Keyes	9	200	22.2	34	0
Lawrence	5	97	19.4	24	0
Pinder	4	56	14.0	19	0
Nelson	3	63	21.0	27	0
Graham	2	5	2.5	5	0
<b>Eagles</b>	<b>63</b>	<b>1258</b>	<b>20.0</b>	<b>42</b>	<b>0</b>
<b>Opponents</b>	<b>51</b>	<b>1043</b>	<b>20.5</b>	<b>54</b>	<b>0</b>

<u>Field Goals</u>	<u>1-19</u>	<u>20-29</u>	<u>30-39</u>	<u>40-49</u>	<u>50+</u>
Baker	4/6	2/3	4/6	6/13	0/2
<b>Eagles</b>	<b>4/6</b>	<b>2/3</b>	<b>4/6</b>	<b>6/13</b>	<b>0/2</b>
<b>Opponents</b>	<b>7/9</b>	<b>6/7</b>	<b>5/9</b>	<b>5/9</b>	<b>0/3</b>

**Baker:** (19N,45N) (44N,35G,41G) (42B) (24G,18G) (52N) (34N,47N,45N,12G,40G) (45G,32G,38G) (28N) (44G) (50N,15G,40G) (30G) (39N,19G,47G) (20G) (19N, 46N,47N)

**Opponents:** (22G,37G) (36G,15G) (47N,14G) (37N, 32B,20G) (53N,17N) (18N,22G) (40G,33G) ( ) (49N,42N, 19G,39G,16G) (19G,46G,46G) (27N,56N,37N,27G,40G, 26G,17G) (39N,12G,43G) (47N,28G,30G) (51N)



SCHEDULE & RESULTS (2-12)				
S-15	L	13-30	at Green Bay	50,861
S-22	L	25-34	NY Giants	60,858
S-29	L	13-45	Dallas	60,858
O-06	L	14-17	at Washington	50,816
O-13	L	14-34	at Dallas	72,083
O-20	L	16-29	Chicago	60,858
O-27	L	3-6	at Pittsburgh	26,908
N-03	L	17-45	St. Louis	59,208
N-10	L	10-16	Washington	59,133
N-17	L	6-7	at NY Giants	62,896
N-24	L	13-47	at Cleveland	62,338
N-28	W	12-0	at Detroit	47,909
D-08	W	29-17	New Orleans	57,128
D-15	L	17-24	Minnesota	54,530

TEAM STATS	EAGLES	OPP				
<b>Total First Downs</b>	<b>197</b>	<b>256</b>				
Rushing	78	128				
Passing	100	111				
Penalty	19	17				
<b>3rd Down: Made/Att</b>	<b>na</b>	<b>na</b>				
3rd Down Pct.	na	na				
<b>4th Down: Made/Att</b>	<b>na</b>	<b>na</b>				
4th Down Pct.	na	na				
<b>Possession Avg.</b>	<b>na</b>	<b>na</b>				
<b>Total Net Yards</b>	<b>3561</b>	<b>4514</b>				
Avg. Per Game	254.4	322.4				
Total Plays	775	863				
Avg. Per Play	4.6	5.2				
<b>Net Yards Rushing</b>	<b>1411</b>	<b>2141</b>				
Avg. Per Game	100.8	152.9				
Total Rushes	369	515				
<b>Net Yards Passing</b>	<b>2150</b>	<b>2373</b>				
Avg. Per Game	153.6	169.5				
Sacked/Yards Lost	26/207	21/184				
Gross Yards	2357	2557				
Att./Completions	380/194	327/182				
Completion Pct.	51.1	55.7				
Had Intercepted	29	13				
<b>Punts/Average</b>	<b>60/41.3</b>	<b>55/38.9</b>				
<b>Net Punting Avg.</b>	<b>na/na</b>	<b>na/na</b>				
<b>Penalties/Yards</b>	<b>63/666</b>	<b>75/828</b>				
<b>Fumbles/Ball Lost</b>	<b>19/13</b>	<b>18/7</b>				
<b>Touchdowns</b>	<b>21</b>	<b>40</b>				
Rushing	3	18				
Passing	16	20				
Returns	2	2				
<b>Score By Periods</b>	<b>Q1</b>	<b>Q2</b>	<b>Q3</b>	<b>Q4</b>	<b>OT</b>	<b>Pts</b>
Eagles	27	71	32	72	0	202
Opponents	62	98	92	99	0	351

Passing	Att	Cmp	Yds	Cmp%	Y/A	TD	TD%	Int	Int%	Lg	Sk/Lost	Rat
Snead	291	152	1655	52.2	5.69	11	3.8	21	7.2	55t	20/154	51.8
K.Hill TM	71	33	531	46.5	7.48	3	4.2	6	8.5	92t	4/36	50.9
Huarte	15	7	110	46.7	7.33	1	6.7	2	13.3	48	2/17	54.2
Scarpati	2	1	3	50.0	1.50	0	0.0	0	0.0	3	0/0	56.3
Baker	1	1	58	100.0	58.00	1	100.0	0	0.0	58t	0/0	158.3
<b>Eagles</b>	<b>380</b>	<b>194</b>	<b>2357</b>	<b>51.1</b>	<b>6.20</b>	<b>16</b>	<b>4.2</b>	<b>29</b>	<b>7.6</b>	<b>92t</b>	<b>26/207</b>	<b>52.7</b>
<b>Opponents</b>	<b>327</b>	<b>182</b>	<b>2557</b>	<b>55.7</b>	<b>7.82</b>	<b>20</b>	<b>6.1</b>	<b>13</b>	<b>4.0</b>	<b>87</b>	<b>21/184</b>	<b>84.9</b>

Scoring	TD	Ru	Pa	Rt	PAT	FG	2Pt	Pts
Baker	0	0	0	0	17/21	19/30	0	74
Hawkins	5	0	5	0			0	30
Ballman	4	0	4	0			0	24
F.Hill	3	0	3	0			0	18
Woodeshick	3	3	0	0			0	18
Ditka	2	0	2	0			0	12
Haymond	2	0	0	2			0	12
Lang	1	0	1	0			0	6
Mallory	1	0	1	0			0	6
Conjar (s)	0	0	0	0			0	2
<b>Eagles</b>	<b>21</b>	<b>3</b>	<b>16</b>	<b>2</b>	<b>17/21</b>	<b>19/30</b>	<b>0</b>	<b>202</b>
<b>Opponents</b>	<b>40</b>	<b>18</b>	<b>20</b>	<b>2</b>	<b>39/39</b>	<b>24/35</b>	<b>0</b>	<b>351</b>

Rushing	No.	Yds	Avg	Lg	TD
Woodeshick	217	947	4.4	54t	3
Lang	69	235	3.4	17	0
Pinder	40	117	2.9	21	0
Ballman	1	30	30.0	30	0
Snead	9	27	3.0	9	0
Jones	22	24	1.1	10	0
Conjar	8	21	2.6	6	0
Huarte	2	9	4.5	11	0
K.Hill TM	1	1	1.0	1	0
<b>Eagles</b>	<b>369</b>	<b>1411</b>	<b>3.8</b>	<b>54t</b>	<b>3</b>
<b>Opponents</b>	<b>515</b>	<b>2141</b>	<b>4.2</b>	<b>42</b>	<b>18</b>

Receiving	No.	Yds	Avg	Lg	TD
Hawkins	42	707	16.8	92t	5
Woodeshick	36	328	9.1	55	0
F.Hill	30	370	12.3	31t	3
Ballman	30	341	11.4	55t	4
Lang	17	147	8.6	25	1
Pinder	16	166	10.4	48	0
Ditka	13	111	8.5	18	2
Jones	5	87	17.4	48	0
Hughes	3	39	13.0	18	0
Mallory	1	58	58.0	58t	1
Baker	1	3	3.0	3	0
<b>Eagles</b>	<b>194</b>	<b>2357</b>	<b>12.1</b>	<b>92t</b>	<b>16</b>
<b>Opponents</b>	<b>182</b>	<b>2557</b>	<b>14.0</b>	<b>87</b>	<b>20</b>

INTs	No.	Yds	Avg	Lg	TD
Nelson	3	7	2.3	7	0
Scarpati	2	22	11.0	17	0
Ramsey	2	0	0.0	0	0
Wells	2	0	0.0	0	0
Beisler	1	12	12.0	12	0
Haymond	1	10	10.0	10	0
Medved	1	0	0.0	0	0
Peters	1	0	0.0	0	0
<b>Eagles</b>	<b>13</b>	<b>51</b>	<b>3.9</b>	<b>17</b>	<b>0</b>
<b>Opponents</b>	<b>29</b>	<b>408</b>	<b>14.1</b>	<b>96t</b>	<b>2</b>

Sacks: Eagles 21.0, Opponents 26.0

Punting	No.	Yds	Avg	Net	TB	Lg	B
Baker	55	2248	40.9	na	na	57	0
Duncan	5	228	45.6	na	na	55	0
<b>Eagles</b>	<b>60</b>	<b>2476</b>	<b>41.3</b>	<b>na</b>	<b>na</b>	<b>57</b>	<b>0</b>
<b>Opponents</b>	<b>55</b>	<b>2141</b>	<b>38.9</b>	<b>na</b>	<b>na</b>	<b>60</b>	<b>0</b>

Punt Returns	Ret	FC	Yds	Avg	Lg	TD
Haymond	15	6	201	13.4	54t	1
Scarpati	5	1	17	3.4	7	0
Mallory	4	3	46	11.5	28	0
Hawkins	0	1	0	0.0	0	0
<b>Eagles</b>	<b>24</b>	<b>11</b>	<b>264</b>	<b>11.0</b>	<b>54t</b>	<b>1</b>
<b>Opponents</b>	<b>33</b>	<b>11</b>	<b>270</b>	<b>8.2</b>	<b>43</b>	<b>0</b>

Kickoff Returns	No.	Yds	Avg	Lg	TD
Haymond	28	677	24.2	98t	1
Hawkins	12	254	21.2	46	0
Nelson	11	308	28.0	69	0
Mallory	6	94	15.7	23	0
Rossovich	2	20	10.0	11	0
Graham	1	8	8.0	8	0
Jones	1	18	18.0	18	0
<b>Eagles</b>	<b>61</b>	<b>1379</b>	<b>22.6</b>	<b>98t</b>	<b>1</b>
<b>Opponents</b>	<b>45</b>	<b>1030</b>	<b>22.9</b>	<b>75</b>	<b>0</b>

Field Goals	1-19	20-29	30-39	40-49	50+
Baker	7/8	4/5	7/12	1/5	0/0
<b>Eagles</b>	<b>7/8</b>	<b>4/5</b>	<b>7/12</b>	<b>1/5</b>	<b>0/0</b>
<b>Opponents</b>	<b>8/8</b>	<b>10/11</b>	<b>5/7</b>	<b>1/7</b>	<b>0/2</b>

**Baker:** (27G,17G) ( ) (23G,13G) (45N) (47N) (30G,37G, 44G) (47N,44N,38N,38G) (39N,12G) (32N,20N,37G) (33N,19G,19G) (34N,18G,25G) (36G,18G,32G,35G) (18N) (25G)

**Opponents:** (17G,22G,35G) (20G,30G) (26G) (24G) (35N,26G,21G) (39G,31G,28G,15G,14G) (22N,40B, 34G,15G) (51N,47G) (47N,15G,25G, 9G) (47N,47N) (34N,28G,26G) ( ) (49N,10G) (48N,51N,17G)



SCHEDULE & RESULTS (6-7-1) table with columns for date, opponent, score, and total yards.

TEAM STATS table comparing Eagles and Opponents across categories like Total First Downs, Rushing, Passing, and Net Yards.

Score By Periods table showing points by quarter for Eagles and Opponents.

Passing statistics table for Eagles and Opponents, including Att, Cmp, Yds, Cmp%, and Y/A.

Scoring statistics table for Eagles and Opponents, including TD, Ru, Pa, Rt, PAT, FG, 2Pt, and Pts.

Rushing statistics table for Eagles and Opponents, including No., Yds, Avg, Lg, and TD.

Receiving statistics table for Eagles and Opponents, including No., Yds, Avg, Lg, and TD.

TD, TD%, Int, Int%, Lg, Sk/Lost, and Rat statistics table for Eagles and Opponents.

INTs statistics table for Eagles and Opponents, including No., Yds, Avg, Lg, and TD.

Sacks: Eagles 23.0, Opponents 49.0

Punting statistics table for Eagles and Opponents, including No., Yds, Avg, Net, TB, Lg, and B.

Punt Returns statistics table for Eagles and Opponents, including Ret, FC, Yds, Avg, Lg, and TD.

Kickoff Returns statistics table for Eagles and Opponents, including No., Yds, Avg, Lg, and TD.

Field Goals statistics table for Eagles and Opponents, including 1-19, 20-29, 30-39, 40-49, and 50+.

Baker and Opponents statistics text detailing individual player performance in parentheses.



SCHEDULE & RESULTS (9-5)					
S-11	L	13-16	at St. Louis	39,066	
S-18	W	23-10	Atlanta	54,049	
S-25	W	35-17	NY Giants	60,177	
O-02	L	10-41	St. Louis	59,305	
O-09	L	7-56	at Dallas	69,372	
O-16	W	31-14	at Pittsburgh	28,233	
O-23	W	31-3	at NY Giants	63,018	
O-30	L	13-27	Washington	60,652	
N-06	W	24-23	Dallas	60,658	
N-13	L	7-27	at Cleveland	77,968	
N-20	W	35-34	at San Francisco	31,993	
D-04	W	27-23	Pittsburgh	54,275	
D-11	W	33-21	Cleveland	58,074	
D-18	W	37-28	at Washington	50,405	
<b>PLAYOFF BOWL (at Miami)</b>					
J-08	L	14-20	Baltimore	58,088	

TEAM STATS	EAGLES	OPP
<b>Total First Downs</b>	<b>231</b>	<b>249</b>
Rushing	112	90
Passing	104	139
Penalty	15	20
<b>3rd Down: Made/Att</b>	<b>na na</b>	<b>na na</b>
3rd Down Pct.	na	na
<b>4th Down: Made/Att</b>	<b>na na</b>	<b>na na</b>
4th Down Pct.	na	na
<b>Possession Avg.</b>	<b>na na</b>	<b>na na</b>
<b>Total Net Yards</b>	<b>3759</b>	<b>4370</b>
Avg. Per Game	268.5	312.1
Total Plays	891	870
Avg. Per Play	4.2	5.0
<b>Net Yards Rushing</b>	<b>1859</b>	<b>1693</b>
Avg. Per Game	132.8	120.9
Total Rushes	478	390
<b>Net Yards Passing</b>	<b>1900</b>	<b>2677</b>
Avg. Per Game	135.7	191.2
Sacked/Yards Lost	35/259	34/287
Gross Yards	2159	2964
Att./Completions	378/179	446/226
Completion Pct.	47.4	50.7
Had Intercepted	22	20
<b>Punts/Average</b>	<b>65/39.8</b>	<b>60/39.9</b>
<b>Net Punting Avg.</b>	<b>na/na</b>	<b>na/na</b>
<b>Penalties/Yards</b>	<b>63/666</b>	<b>63/703</b>
<b>Fumbles/Ball Lost</b>	<b>32/17</b>	<b>30/15</b>
<b>Touchdowns</b>	<b>39</b>	<b>40</b>
Rushing	19	13
Passing	14	23
Returns	6	4

Score By Periods	Q1	Q2	Q3	Q4	OT	Pts
Eagles	39	137	45	105	0	326
Opponents	68	91	85	96	0	340

Passing	Att	Cmp	Yds	Cmp%	Y/A
Snead	226	103	1275	45.6	5.64
K.Hill	97	53	571	54.6	5.89
Concannon	51	21	262	41.2	5.14
Lang	3	2	51	66.7	17.00
Gros	1	0	0	0.0	0.00
<b>Eagles</b>	<b>378</b>	<b>179</b>	<b>2159</b>	<b>47.4</b>	<b>5.71</b>
<b>Opponents</b>	<b>446</b>	<b>226</b>	<b>2964</b>	<b>50.7</b>	<b>6.65</b>

Scoring	TD	Ru	Pa	Rt	PAT	FG	2Pt	Pts
Baker	0	0	0	0	38/39	18/25	0	92
Gros	9	7	2	0			0	54
T.Brown	8	3	3	2			0	48
Retzlaff	6	0	6	0			0	36
Woodeshick	5	4	1	0			0	30
Concannon	2	2	0	0			0	12
Matson	2	1	1	0			0	12
Goodwin	1	0	1	0			0	6
Lang	1	1	0	0			0	6
Martin	1	0	0	1			0	6
Nelson	1	0	0	1			0	6
Nettles	1	0	0	1			0	6
Snead	1	1	0	0			0	6
Wells	1	0	0	1			0	6
<b>Eagles</b>	<b>39</b>	<b>19</b>	<b>14</b>	<b>6</b>	<b>38/39</b>	<b>18/25</b>	<b>0</b>	<b>326</b>
<b>Opponents</b>	<b>40</b>	<b>13</b>	<b>23</b>	<b>4</b>	<b>40/40</b>	<b>20/30</b>	<b>0</b>	<b>340</b>

Rushing	No.	Yds	Avg	Lg	TD
T.Brown	161	548	3.4	24	3
Gros	102	396	3.9	26	7
Woodeshick	85	330	3.9	21	4
Lang	52	239	4.6	39	1
Concannon	25	195	7.8	29	2
Matson	29	101	3.5	28	1
Snead	15	32	2.1	17	1
Baker	1	15	15.0	15	0
F.Hill	1	5	5.0	5	0
K.Hill	7	-2	-0.3	2	0
<b>Eagles</b>	<b>478</b>	<b>1859</b>	<b>3.9</b>	<b>39</b>	<b>19</b>
<b>Opponents</b>	<b>390</b>	<b>1693</b>	<b>4.3</b>	<b>68</b>	<b>13</b>

Receiving	No.	Yds	Avg	Lg	TD
Retzlaff	40	653	16.3	40	6
T.Brown	33	371	11.2	39	3
F.Hill	29	304	10.5	36	0
Gros	18	214	11.9	48	2
Goodwin	16	212	13.3	30	1
Lang	14	143	10.2	23	0
Hawkins	12	107	8.9	24	0
Woodeshick	10	118	11.8	44t	1
Matson	6	30	5.0	11	1
Concannon	1	7	7.0	7	0
<b>Eagles</b>	<b>179</b>	<b>2159</b>	<b>12.1</b>	<b>48</b>	<b>14</b>
<b>Opponents</b>	<b>226</b>	<b>2964</b>	<b>13.1</b>	<b>58</b>	<b>23</b>

TD	TD%	Int	Int%	Lg	Sk/Lost	Rat
8	3.5	11	4.9	48	25/190	55.1
5	5.2	7	7.2	30	6/42	59.3
1	2.0	4	7.8	44t	3/22	31.7
0	0.0	0	0.0	36	0/0	109.7
0	0.0	0	0.0	0	1/5	39.6
<b>14</b>	<b>3.7</b>	<b>22</b>	<b>5.8</b>	<b>48</b>	<b>35/259</b>	<b>53.4</b>
<b>23</b>	<b>5.2</b>	<b>20</b>	<b>4.5</b>	<b>58</b>	<b>34/287</b>	<b>70.5</b>

INTs	No.	Yds	Avg	Lg	TD
Scarpati	8	182	22.8	32	0
Nettles	3	57	19.0	34t	1
Lloyd	3	46	15.3	24	0
Martin	1	47	47.0	47	0
Wells	1	8	8.0	8	0
Morgan	1	5	5.0	5	0
Nelson	1	0	0.0	0	0
Ramsey	1	0	0.0	0	0
Whittingham	1	0	0.0	0	0
<b>Eagles</b>	<b>20</b>	<b>345</b>	<b>17.3</b>	<b>47</b>	<b>1</b>
<b>Opponents</b>	<b>22</b>	<b>380</b>	<b>17.3</b>	<b>91t</b>	<b>3</b>

Sacks: Eagles 34.0, Opponents 35.0

Punting	No.	Yds	Avg	Net	TB	Lg	B
Baker	42	1726	41.1	na	na	63	0
K.Hill	23	862	37.5	na	na	51	0
<b>Eagles</b>	<b>65</b>	<b>2588</b>	<b>39.8</b>	<b>na</b>	<b>na</b>	<b>63</b>	<b>0</b>
<b>Opponents</b>	<b>60</b>	<b>2394</b>	<b>39.9</b>	<b>na</b>	<b>na</b>	<b>54</b>	<b>0</b>

Punt Returns	Ret	FC	Yds	Avg	Lg	TD
Martin	11	6	118	10.7	67t	1
Hawkins	9	2	47	5.2	38	0
W. Brown	5	4	-1	-2	2	0
Concannon	2	1	3	1.5	3	0
Scarpati	2	0	-8	-4.0	-3	0
T.Brown	1	0	0	0.0	0	0
Nelson	1	0	3	3.0	3	0
<b>Eagles</b>	<b>31</b>	<b>13</b>	<b>162</b>	<b>5.2</b>	<b>67t</b>	<b>1</b>
<b>Opponents</b>	<b>31</b>	<b>15</b>	<b>300</b>	<b>9.7</b>	<b>86t</b>	<b>1</b>

Kickoff Returns	No.	Yds	Avg	Lg	TD
Matson	26	544	20.9	31	0
T.Brown	20	562	28.1	93t	2
W.Brown	4	58	14.5	17	0
Martin	4	132	33.0	58	0
Medved	2	10	5.0	10	0
Nelson	2	34	17.0	18	0
Whittingham	2	33	16.5	19	0
Beisler	1	17	17.0	17	0
Hawkins	1	0	0.0	0	0
Jackson	1	16	16.0	16	0
Lince	1	13	13.0	13	0
<b>Eagles</b>	<b>64</b>	<b>1419</b>	<b>22.2</b>	<b>93t</b>	<b>2</b>
<b>Opponents</b>	<b>65</b>	<b>1330</b>	<b>20.5</b>	<b>56</b>	<b>0</b>

Field Goals	1-19	20-29	30-39	40-49	50+
Baker	4/4	2/2	8/8	3/7	1/4
<b>Eagles</b>	<b>4/4</b>	<b>2/2</b>	<b>8/8</b>	<b>3/7</b>	<b>1/4</b>
<b>Opponents</b>	<b>5/6</b>	<b>7/8</b>	<b>5/9</b>	<b>3/7</b>	<b>0/0</b>

**Baker:** (46N,23G,33G) (13G,41G,12G) ( ) (52N,44N,32G) ( ) (51G) (15G) (15G,37G) (31G,49N) (52N) (49N,58N) (35G,22G) (37G,38G,42G,30G) (47G)  
**Opponents:** (9G,47G,27G) (12N,22G) (32N,18G) (44G,34G) (45N) (37N) (29G) (17G,28G) (21G,14G,28N,42G) (22G,29G) (30G,15G,43N,42N) (31N,37G,32G,35G) (47N,33N) ( )



SCHEDULE & RESULTS (5-9)					
S-19	W	34-27	St. Louis	54,260	
S-26	L	14-16	NY Giants	57,154	
O-03	L	17-35	Cleveland	60,759	
O-10	W	35-24	at Dallas	56,249	
O-17	L	27-35	at NY Giants	62,815	
O-24	L	14-20	Pittsburgh	56,515	
O-31	L	21-23	at Washington	50,301	
N-07	L	34-38	at Cleveland	72,807	
N-14	W	21-14	Washington	60,444	
N-21	L	24-34	at Baltimore	60,238	
N-28	W	28-24	at St. Louis	28,706	
D-05	L	19-21	Dallas	54,714	
D-12	W	47-13	at Pittsburgh	22,002	
D-19	L	28-35	Detroit	56,718	

TEAM STATS	EAGLES	OPP
<b>Total First Downs</b>	<b>267</b>	<b>243</b>
Rushing	94	100
Passing	149	129
Penalty	24	14
<b>3rd Down: Made/Att</b>	<b>na na</b>	<b>na na</b>
3rd Down Pct.	na	na
<b>4th Down: Made/Att</b>	<b>na na</b>	<b>na na</b>
4th Down Pct.	na	na
<b>Possession Avg.</b>	<b>na na</b>	<b>na na</b>
<b>Total Net Yards</b>	<b>5012</b>	<b>4418</b>
Avg. Per Game	358.0	315.6
Total Plays	871	849
Avg. Per Play	5.8	5.2
<b>Net Yards Rushing</b>	<b>1824</b>	<b>1582</b>
Avg. Per Game	130.3	113.0
Total Rushes	404	419
<b>Net Yards Passing</b>	<b>3188</b>	<b>2836</b>
Avg. Per Game	227.7	202.6
Sacked/Yards Lost	33/254	37/287
Gross Yards	3442	3123
Att./Completions	434/223	393/215
Completion Pct.	51.4	54.7
Had Intercepted	26	25
<b>Punts/Average</b>	<b>56/42.2</b>	<b>54/41.8</b>
<b>Net Punting Avg.</b>	<b>na/na</b>	<b>na/na</b>
<b>Penalties/Yards</b>	<b>61/686</b>	<b>66/653</b>
<b>Fumbles/Ball Lost</b>	<b>21/10</b>	<b>32/11</b>
<b>Touchdowns</b>	<b>48</b>	<b>47</b>
Rushing	21	11
Passing	22	28
Returns	5	8
<b>Score By Periods</b>	<b>Q1 Q2 Q3 Q4 OT Pts</b>	
Eagles	107 81 91 84 0	363
Opponents	96 102 75 86 0	359

Passing	Att	Cmp	Yds	Cmp%	Y/A	TD	TD%	Int	Int%	Lg	Sk/Lost	Rat
Snead	288	150	2346	52.1	8.15	15	5.2	13	4.5	78	26/191	78.0
K. Hill	113	60	857	53.1	7.58	5	4.4	10	8.8	50	4/21	55.8
Concannon	29	12	176	41.4	6.07	1	3.4	3	10.3	34	3/42	33.8
Gros	2	1	63	50.0	31.50	1	50.0	0	0.0	63t	0/0	135.4
T. Brown	1	0	0	0.0	0.00	0	0.0	0	0.0	0	0/0	39.6
Poage	1	0	0	0.0	0.00	0	0.0	0	0.0	0	0/0	39.6
<b>Eagles</b>	<b>434</b>	<b>223</b>	<b>3442</b>	<b>51.4</b>	<b>7.93</b>	<b>22</b>	<b>5.1</b>	<b>26</b>	<b>6.0</b>	<b>78</b>	<b>33/254</b>	<b>69.9</b>
<b>Opponents</b>	<b>393</b>	<b>215</b>	<b>3123</b>	<b>54.7</b>	<b>7.95</b>	<b>28</b>	<b>7.1</b>	<b>25</b>	<b>6.4</b>	<b>89t</b>	<b>37/287</b>	<b>78.0</b>

Scoring	TD	Ru	Pa	Rt	PAT	FG	2Pt	Pts
Baker	0	0	0	0	38/40	9/23	0	65
Retzlaff	10	0	10	0			0	60
T.Brown	9	6	3	0			0	54
Gros	9	7	2	0			0	54
Poage	5	0	5	0			0	30
Matson	3	2	1	0			0	18
Snead	3	3	0	0			0	18
K.Hill	2	2	0	0			0	12
Tarasovic	2	0	0	2			0	12
Lloyd	0	0	0	0	7/7	1/2	0	10
Baughan	1	0	0	1			0	6
Goodwin	1	0	1	0			0	6
Lang	1	1	0	0			0	6
Nettles	1	0	0	1			0	6
Shann	1	0	0	1			0	6
<b>Eagles</b>	<b>48</b>	<b>21</b>	<b>22</b>	<b>5</b>	<b>45/47</b>	<b>10/25</b>	<b>0</b>	<b>363</b>
<b>Opponents</b>	<b>47</b>	<b>11</b>	<b>28</b>	<b>8</b>	<b>44/47</b>	<b>11/26</b>	<b>0</b>	<b>359</b>

Rushing	No.	Yds	Avg	Lg	TD
T.Brown	158	861	5.4	54t	6
Gros	145	479	3.3	33	7
Woodeshick	28	145	5.2	14	0
Concannon	9	104	11.6	38	0
Matson	22	103	4.7	22	2
Snead	24	81	3.4	20	3
Lang	10	25	2.5	8t	1
K.Hill	7	20	2.9	7	2
Scarpatti	1	6	6.0	6	0
<b>Eagles</b>	<b>404</b>	<b>1824</b>	<b>4.5</b>	<b>54t</b>	<b>21</b>
<b>Opponents</b>	<b>419</b>	<b>1582</b>	<b>3.8</b>	<b>35</b>	<b>11</b>

Receiving	No.	Yds	Avg	Lg	TD
Retzlaff	66	1190	18.0	78	10
T.Brown	50	682	13.6	45t	3
Poage	31	612	19.7	63t	5
Gros	29	271	9.3	37	2
Goodwin	18	252	14.0	35	1
Glass	15	201	13.4	41	0
Woodeshick	6	86	14.3	60	0
Crabb	2	41	20.5	27	0
Lang	2	30	15.0	24	0
Matson	2	29	14.5	20	1
Gill	1	27	27.0	27	0
F.Hill	1	21	21.0	21	0
<b>Eagles</b>	<b>223</b>	<b>3442</b>	<b>15.4</b>	<b>78</b>	<b>22</b>
<b>Opponents</b>	<b>215</b>	<b>3123</b>	<b>14.5</b>	<b>89t</b>	<b>28</b>

INTs	No.	Yds	Avg	Lg	TD
Ramsey	6	74	12.3	24	0
Nettles	3	84	28.0	56t	1
Scarpatti	3	4	1.3	3	0
Cross	3	1	0.3	1	0
Lloyd	2	35	17.5	21	0
Nelson	2	23	11.5	16	0
Meyers	2	12	6.0	10	0
Tarasovic	1	40	40.0	40t	1
Baughan	1	33	33.0	33t	1
Hultz	1	6	6.0	6	0
Morgan	1	1	1.0	1	0
<b>Eagles</b>	<b>25</b>	<b>313</b>	<b>12.5</b>	<b>56t</b>	<b>3</b>
<b>Opponents</b>	<b>26</b>	<b>476</b>	<b>18.3</b>	<b>82t</b>	<b>6</b>

Sacks: Eagles 37.0, Opponents 33.0

Punting	No.	Yds	Avg	Net	TB	Lg	B
Baker	37	1551	41.9	na	na	60	0
K.Hill	19	813	42.8	na	na	55	0
<b>Eagles</b>	<b>56</b>	<b>2364</b>	<b>42.2</b>	<b>na</b>	<b>na</b>	<b>60</b>	<b>0</b>
<b>Opponents</b>	<b>54</b>	<b>2257</b>	<b>41.8</b>	<b>na</b>	<b>na</b>	<b>72</b>	<b>0</b>

Punt Returns	Ret	FC	Yds	Avg	Lg	TD
Cross	14	4	79	5.6	16	0
T.Brown	4	6	13	3.3	7	0
Gill	2	2	28	14.0	14	0
Shann	1	1	63	63.0	63t	1
<b>Eagles</b>	<b>21</b>	<b>13</b>	<b>183</b>	<b>8.7</b>	<b>63t</b>	<b>1</b>
<b>Opponents</b>	<b>37</b>	<b>9</b>	<b>263</b>	<b>7.1</b>	<b>47</b>	<b>0</b>

Kickoff Returns	No.	Yds	Avg	Lg	TD
Nelson	26	683	26.3	70	0
Cross	25	662	26.5	74	0
T.Brown	3	46	15.3	22	0
Lang	3	36	12.0	14	0
Gill	1	0	0.0	0	0
Morgan	1	3	3.0	3	0
Wells	1	8	8.0	8	0
<b>Eagles</b>	<b>60</b>	<b>1438</b>	<b>24.0</b>	<b>74</b>	<b>0</b>
<b>Opponents</b>	<b>58</b>	<b>1531</b>	<b>26.4</b>	<b>88</b>	<b>0</b>

Field Goals	1-19	20-29	30-39	40-49	50+
Baker	na	na	na	na	na
Lloyd	0/0	0/0	0/0	1/1	0/0
<b>Eagles</b>	<b>na</b>	<b>na</b>	<b>na</b>	<b>na</b>	<b>na</b>
<b>Opponents</b>	<b>2/3</b>	<b>5/9</b>	<b>2/6</b>	<b>2/8</b>	<b>0/0</b>

**Baker:** (28G,23G,50N) (43N,25B) ( ) ( ) (46N) (21B, 54N) (46N) (12G,27N,39G) ( ) (42N,37G) (37N,23B) (33G,19G, N, 27G,37B,20G,19B) ( ) ( )  
**Lloyd:** ( ) ( ) (42G) (31B) ( ) ( ) ( ) ( ) ( ) ( ) ( ) ( )  
**Opponents:** (22G,20G) (41N,24G,20G,11G) (49N) (42N,35G) (30N,40N,29B) (27N) (28G) (42N,49G) (36N) (38N,46G,13G) (36G) (19B,41N) ( ) (22N,37N,29B)





SCHEDULE & RESULTS (6-8)					
S-13	W	38-7	NY Giants	60,671	
S-20	L	24-28	San Francisco	57,353	
S-27	L	20-28	Cleveland	60,671	
O-04	W	21-7	Pittsburgh	59,354	
O-11	L	20-35	at Washington	49,219	
O-18	W	23-17	at NY Giants	62,978	
O-25	W	34-10	at Pittsburgh	38,393	
N-01	L	10-21	Washington	60,671	
N-08	L	10-20	at LA Rams	53,994	
N-15	W	17-14	at Dallas	55,972	
N-22	L	13-38	St. Louis	60,671	
N-29	L	24-38	at Cleveland	79,289	
D-06	W	24-14	Dallas	60,671	
D-13	L	34-36	at St. Louis	24,636	

TEAM STATS	EAGLES	OPP
<b>Total First Downs</b>	<b>243</b>	<b>234</b>
Rushing	100	93
Passing	126	128
Penalty	17	13
<b>3rd Down: Made/Att</b>	<b>na</b>	<b>na</b>
3rd Down Pct.	na	na
<b>4th Down: Made/Att</b>	<b>na</b>	<b>na</b>
4th Down Pct.	na	na
<b>Possession Avg.</b>	<b>na</b>	<b>na</b>
<b>Total Net Yards</b>	<b>4400</b>	<b>4317</b>
Avg. Per Game	314.3	308.4
Total Plays	862	898
Avg. Per Play	5.1	4.8
<b>Net Yards Rushing</b>	<b>1922</b>	<b>1746</b>
Avg. Per Game	137.3	124.7
Total Rushes	430	445
<b>Net Yards Passing</b>	<b>2478</b>	<b>2571</b>
Avg. Per Game	177.0	183.6
Sacked/Yards Lost	35/268	47/379
Gross Yards	2746	2950
Att./Completions	397/199	406/202
Completion Pct.	50.1	49.8
Had Intercepted	18	17
<b>Punts/Average</b>	<b>73/41.7</b>	<b>80/40.5</b>
<b>Net Punting Avg.</b>	<b>na/na</b>	<b>na/na</b>
<b>Penalties/Yards</b>	<b>42/450</b>	<b>71/748</b>
<b>Fumbles/Ball Lost</b>	<b>33/22</b>	<b>27/12</b>
<b>Touchdowns</b>	<b>38</b>	<b>40</b>
Rushing	16	15
Passing	19	18
Returns	3	7

Score By Periods	Q1	Q2	Q3	Q4	OT	Pts
Eagles	61	79	64	108	0	312
Opponents	83	72	89	69	0	313

Passing	Att	Cmp	Yds	Cmp%	Y/A	TD	TD%	Int	Int%	Lg	Sk/Lost	Rat
Snead	283	138	1906	48.8	6.73	14	4.9	12	4.2	87t	20/160	69.6
Hill	88	49	641	55.7	7.28	3	3.4	4	4.5	38t	8/61	71.3
Concannon	23	12	199	52.2	8.65	2	8.7	1	4.3	38	7/47	92.5
T. Brown	2	0	0	0.0	0.00	0	0.0	1	50.0	0	0/0	0.0
Gros	1	0	0	0.0	0.00	0	0.0	0	0.0	0	0/0	39.6
<b>Eagles</b>	<b>397</b>	<b>199</b>	<b>2746</b>	<b>50.1</b>	<b>6.92</b>	<b>19</b>	<b>4.8</b>	<b>18</b>	<b>4.5</b>	<b>87t</b>	<b>35/268</b>	<b>69.7</b>
<b>Opponents</b>	<b>406</b>	<b>202</b>	<b>2950</b>	<b>49.8</b>	<b>7.27</b>	<b>18</b>	<b>4.4</b>	<b>17</b>	<b>4.2</b>	<b>66t</b>	<b>47/379</b>	<b>71.2</b>

Scoring	TD	Ru	Pa	Rt	PAT	FG	2Pt	Pts
Baker	0	0	0	0	36/37	16/26	0	84
T. Brown	10	5	5	0			0	60
Retzlaff	8	0	8	0			0	48
Matson	5	4	1	0			0	30
Goodwin	3	0	3	0			0	18
Gros	2	2	0	0			0	12
Snead	2	2	0	0			0	12
Woodeshick	2	2	0	0			0	12
Concannon	1	1	0	0			0	6
Cross	1	0	0	1			0	6
Mack	1	0	1	0			0	6
Morgan	1	0	0	1			0	6
Poage	1	0	1	0			0	6
Scarpati	1	0	0	1			0	6
<b>Eagles</b>	<b>38</b>	<b>16</b>	<b>19</b>	<b>3</b>	<b>36/37</b>	<b>16/26</b>	<b>0</b>	<b>312</b>
<b>Opponents</b>	<b>40</b>	<b>15</b>	<b>18</b>	<b>7</b>	<b>40/40</b>	<b>11/26</b>	<b>0</b>	<b>313</b>

Rushing	No.	Yds	Avg	Lg	TD
Gros	154	748	4.9	59t	2
Matson	96	404	4.2	63	4
T. Brown	90	356	4.0	36	5
Woodeshick	37	180	4.9	13	2
Concannon	16	134	8.4	29	1
Snead	16	59	3.7	19	2
Lang	12	37	3.1	20	0
Hill	8	27	3.4	14	0
Goodwin	1	-23	-23.0	-23	0
<b>Eagles</b>	<b>430</b>	<b>1922</b>	<b>4.5</b>	<b>63</b>	<b>16</b>
<b>Opponents</b>	<b>445</b>	<b>1746</b>	<b>3.9</b>	<b>75</b>	<b>15</b>

Receiving	No.	Yds	Avg	Lg	TD
Retzlaff	51	855	16.8	44	8
Poage	37	479	12.9	42t	1
Gros	29	234	8.1	29	0
Goodwin	23	335	14.6	44t	3
Matson	17	242	14.2	32	1
T. Brown	15	244	16.3	87t	5
Mack	8	169	21.1	53t	1
Lang	6	69	11.5	23	0
Gill	4	58	14.5	29	0
Smith	4	35	8.8	12	0
Woodeshick	4	12	3.0	8	0
Crabb	1	14	14.0	14	0
<b>Eagles</b>	<b>199</b>	<b>2746</b>	<b>13.8</b>	<b>87t</b>	<b>19</b>
<b>Opponents</b>	<b>202</b>	<b>2950</b>	<b>14.6</b>	<b>66t</b>	<b>18</b>

INTs	No.	Yds	Avg	Lg	TD
Ramsey	5	31	6.2	17	0
Cross	3	109	36.3	94t	1
Lloyd	3	68	22.7	27	0
Scarpati	3	41	13.7	24t	1
Burroughs	2	5	2.5	3	0
Glass	1	18	18.0	18	0
<b>Eagles</b>	<b>17</b>	<b>272</b>	<b>16.0</b>	<b>94t</b>	<b>2</b>
<b>Opponents</b>	<b>18</b>	<b>273</b>	<b>15.2</b>	<b>64</b>	<b>3</b>

Sacks: Eagles 47.0, Opponents 35.0

Punting	No.	Yds	Avg	Net	TB	Lg	B
Baker	49	2073	42.3	na	na	61	1
Hill	24	968	40.3	na	na	56	0
<b>Eagles</b>	<b>73</b>	<b>3041</b>	<b>41.7</b>	<b>na</b>	<b>na</b>	<b>61</b>	<b>1</b>
<b>Opponents</b>	<b>80</b>	<b>3237</b>	<b>40.5</b>	<b>na</b>	<b>na</b>	<b>63</b>	<b>0</b>

Punt Returns	Ret	FC	Yds	Avg	Lg	TD
T. Brown	10	6	96	9.6	53	0
Gill	6	5	61	10.2	29	0
Lang	6	7	26	4.3	8	0
Matson	2	0	10	5.0	9	0
Glass	1	1	0	0.0	0	0
Hultz	1	0	2	2.0	2	0
Mack	1	0	0	0.0	0	0
Scarpati	1	1	6	6.0	6	0
<b>Eagles</b>	<b>28</b>	<b>20</b>	<b>201</b>	<b>7.2</b>	<b>53</b>	<b>0</b>
<b>Opponents</b>	<b>35</b>	<b>18</b>	<b>333</b>	<b>9.5</b>	<b>68</b>	<b>0</b>

Kickoff Returns	No.	Yds	Avg	Lg	TD
T. Brown	30	692	23.1	51	0
Lang	13	352	27.1	49	0
Gill	7	167	23.9	37	0
Matson	3	104	34.7	43	0
Gros	2	38	19.0	20	0
Morgan	2	0	0.0	0	0
Glass	1	12	12.0	12	0
Thompson	1	0	0.0	0	0
<b>Eagles</b>	<b>59</b>	<b>1365</b>	<b>23.1</b>	<b>51</b>	<b>0</b>
<b>Opponents</b>	<b>55</b>	<b>1319</b>	<b>24.0</b>	<b>47</b>	<b>0</b>

Field Goals	1-19	20-29	30-39	40-49	50+
Baker	5/5	2/5	1/1	8/14	0/1
<b>Eagles</b>	<b>5/5</b>	<b>2/5</b>	<b>1/1</b>	<b>8/14</b>	<b>0/1</b>
<b>Opponents</b>	<b>3/6</b>	<b>3/4</b>	<b>4/6</b>	<b>1/9</b>	<b>0/1</b>

Baker: (24B,47N,30G) (26B,47G,57N) (12G,42G) (21N) ( ) (45G,10G,46G) (14G,47G) (26G) (47B,40G) (43G) (21G, 9G) (42N,14G,49N,48N) (42N,48G) ( )  
Opponents: (39N) ( ) ( ) (42N) (11N) (42G,43N) (13G) (34B,46N) (12G,27G) (47N,16N,48N) (29G,18B,42N, 48B,42N) (29N,37G) ( ) (35G,37G,27G,32G,53N,19G)



## SCHEDULE &amp; RESULTS (2-10-2)

Wk	Day	Opponent	Score
S-15	T	Pittsburgh	58,205
S-22	L	St. Louis	60,671
S-29	L	NY Giants	60,671
O-06	W	Dallas	60,671
O-13	W	at Washington	49,219
O-20	L	at Cleveland	75,174
O-27	L	at Chicago	48,514
N-03	L	Cleveland	60,671
N-10	L	at NY Giants	62,936
N-17	L	at Dallas	23,694
N-24	L	Washington	60,671
D-01	T	at Pittsburgh	16,721
D-08	L	at St. Louis	15,979
D-15	L	Minnesota	57,403

## TEAM STATS

	EAGLES	OPP
<b>Total First Downs</b>	<b>203</b>	<b>266</b>
Rushing	78	125
Passing	114	131
Penalty	11	10
<b>3rd Down: Made/Att</b>	<b>na</b>	<b>na</b>
3rd Down Pct.	na	na
<b>4th Down: Made/Att</b>	<b>na</b>	<b>na</b>
4th Down Pct.	na	na
<b>Possession Avg.</b>	<b>na</b>	<b>na</b>
<b>Total Net Yards</b>	<b>3852</b>	<b>4821</b>
Avg. Per Game	275.1	344.4
Total Plays	783	870
Avg. Per Play	4.9	5.5
<b>Net Yards Rushing</b>	<b>1438</b>	<b>1985</b>
Avg. Per Game	102.7	141.8
Total Rushes	376	466
<b>Net Yards Passing</b>	<b>2414</b>	<b>2836</b>
Avg. Per Game	172.4	202.6
Sacked/Yards Lost	27/252	29/270
Gross Yards	2666	3106
Att./Completions	380/193	375/211
Completion Pct.	50.8	56.3
Had Intercepted	31	15
<b>Punts/Average</b>	<b>69/43.1</b>	<b>57/39.1</b>
<b>Net Punting Avg.</b>	<b>na/na</b>	<b>na/na</b>
<b>Penalties/Yards</b>	<b>53/558</b>	<b>54/598</b>
<b>Fumbles/Ball Lost</b>	<b>30/16</b>	<b>23/15</b>
<b>Touchdowns</b>	<b>32</b>	<b>47</b>
Rushing	8	17
Passing	22	28
Returns	2	2

	Q1	Q2	Q3	Q4	OT	Pts
Eagles	32	86	69	55	0	242
Opponents	43	152	78	108	0	381

	Att	Cmp	Yds	Cmp%	Y/A	TD	TD%	Int	Int%	Lg	Sk/Lost	Rat
Hill	186	91	1213	48.9	6.52	10	5.4	17	9.1	80t	9/104	49.9
Jurgensen	184	99	1413	53.8	7.68	11	6.0	13	7.1	75t	13/111	69.4
Guglielmi LG	24	7	118	29.2	4.92	0	0.0	3	12.5	32	11/94	8.0
Guglielmi TM	7	2	29	28.6	4.14	0	0.0	0	0.0	19	4/27	44.3
Brown	3	1	11	33.3	3.67	1	33.3	1	33.3	11t	0/0	45.1
Dudley	0	0	0	0.0	0.0	0	0.0	0	0.0	0	1/10	0.0
<b>Eagles</b>	<b>380</b>	<b>193</b>	<b>2666</b>	<b>50.8</b>	<b>7.02</b>	<b>22</b>	<b>5.8</b>	<b>31</b>	<b>8.2</b>	<b>80t</b>	<b>27/252</b>	<b>58.9</b>
<b>Opponents</b>	<b>375</b>	<b>211</b>	<b>3106</b>	<b>56.3</b>	<b>8.28</b>	<b>28</b>	<b>7.5</b>	<b>15</b>	<b>4.0</b>	<b>78t</b>	<b>29/270</b>	<b>91.7</b>

	TD	Ru	Pa	Rt	PAT	FG	2Pt	Pts
Brown	11	6	4	1			0	66
Clark	0	0	0	0	29/32	7/15	0	50
McDonald	8	0	8	0			0	48
Goodwin	4	0	4	0			0	24
Retzlaff	4	0	4	0			0	24
Peaks	2	1	1	0			0	12
Caffey	1	0	0	1			0	6
Jurgensen	1	1	0	0			0	6
R.Smith	1	0	1	0			0	6
<b>Eagles</b>	<b>32</b>	<b>8</b>	<b>22</b>	<b>2</b>	<b>29/32</b>	<b>7/15</b>	<b>0</b>	<b>242</b>
<b>Opponents</b>	<b>47</b>	<b>17</b>	<b>28</b>	<b>2</b>	<b>42/46</b>	<b>19/31</b>	<b>0</b>	<b>381</b>

	No.	Yds	Avg	Lg	TD
Brown	192	841	4.4	34	6
Dean	79	268	3.4	26	0
Peaks	64	212	3.3	26	1
Jurgensen	13	38	2.9	13	1
Guglielmi LG	4	23	5.8	20	0
Guglielmi TM	1	20	20.0	20	0
Dudley	11	21	1.9	6	0
Sapp TM	8	21	2.6	9	0
Woodeshick	5	18	3.6	11	0
Hill	3	-1	-0.3	6	0
<b>Eagles</b>	<b>376</b>	<b>1438</b>	<b>3.8</b>	<b>34</b>	<b>8</b>
<b>Opponents</b>	<b>466</b>	<b>1985</b>	<b>4.3</b>	<b>70t</b>	<b>17</b>

	No.	Yds	Avg	Lg	TD
Retzlaff	57	895	15.7	46	4
McDonald	41	731	17.8	75t	8
Brown	36	487	13.5	80t	4
Peaks	22	167	7.6	23	1
Goodwin	15	215	14.3	35t	4
Dean	14	108	7.7	20	0
R.Smith	5	63	12.6	16	1
Dudley	1	8	8.0	8	0
Woodeshick	1	-3	-3.0	-3	0
Sapp TM	1	-5	-5.0	-5	0
<b>Eagles</b>	<b>193</b>	<b>2666</b>	<b>13.8</b>	<b>80t</b>	<b>22</b>
<b>Opponents</b>	<b>211</b>	<b>3106</b>	<b>14.7</b>	<b>78t</b>	<b>28</b>

	No.	Yds	Avg	Lg	TD
Burroughs	4	36	9.0	21	0
Lloyd	3	30	10.0	14	0
Cross	2	6	3.0	3	0
Caffey	1	87	87.0	87t	1
Carr	1	25	25.0	15	0
Scotti	1	17	17.0	17	0
Baughan	1	9	9.0	9	0
McClellan	1	0	0.0	0	0
Ramsey	1	0	0.0	0	0
<b>Eagles</b>	<b>15</b>	<b>210</b>	<b>14.0</b>	<b>87t</b>	<b>1</b>
<b>Opponents</b>	<b>31</b>	<b>516</b>	<b>16.6</b>	<b>75</b>	<b>1</b>

Sacks: Eagles 29.0, Opponents 27.0

	No.	Yds	Avg	Net	TB	Lg	B
Hill	69	2972	43.1	na	na	62	0
<b>Eagles</b>	<b>69</b>	<b>2972</b>	<b>43.1</b>	<b>na</b>	<b>na</b>	<b>62</b>	<b>0</b>
<b>Opponents</b>	<b>57</b>	<b>2228</b>	<b>39.1</b>	<b>na</b>	<b>na</b>	<b>61</b>	<b>0</b>

	Ret	FC	Yds	Avg	Lg	TD
Brown	16	5	152	9.5	22	0
Dean	10	4	74	7.4	26	0
<b>Eagles</b>	<b>26</b>	<b>9</b>	<b>226</b>	<b>8.7</b>	<b>26</b>	<b>0</b>
<b>Opponents</b>	<b>34</b>	<b>13</b>	<b>451</b>	<b>13.3</b>	<b>83</b>	<b>0</b>

	No.	Yds	Avg	Lg	TD
Brown	33	945	28.6	100t	1
Dean	16	425	26.6	79	0
Henson	3	21	7.0	10	0
Sapp TM	3	40	13.3	23	0
Woodeshick	3	72	24.0	31	0
R.Smith	2	18	9.0	9	0
Caffey	1	6	6.0	6	0
<b>Eagles</b>	<b>61</b>	<b>1527</b>	<b>25.0</b>	<b>100t</b>	<b>1</b>
<b>Opponents</b>	<b>31</b>	<b>727</b>	<b>23.5</b>	<b>65</b>	<b>0</b>

	1-19	20-29	30-39	40-49	50+
Clark	1/2	3/5	0/5	3/3	0/0
<b>Eagles</b>	<b>1/2</b>	<b>3/5</b>	<b>0/5</b>	<b>3/3</b>	<b>0/0</b>
<b>Opponents</b>	<b>na</b>	<b>na</b>	<b>na</b>	<b>na</b>	<b>na</b>

Clark: ( ) (28G) ( ) (28B,12G,29N) (35N,42G) ( ) ( ) (36N,22G) ( ) (39N) (45G,16N) (23G,40G) (39B) (34N)

**Opponents:** (38G,50G,50N, N,17G) (24B,32N) (12G) ( ) (34G) (43G) (45G,41N,44N,46N) (9G,22G,34G,45N, 30N) ( ) (56N,33G,27G) (37G,22G) (10G,43N,24G) (23G, 47N) (43G,39G)



SCHEDULE & RESULTS (3-10-1)				
S-16	L	21-27	St. Louis	60,671
S-23	L	13-29	NY Giants	60,671
S-30	W	35-7	Cleveland	60,671
O-06	L	7-13	at Pittsburgh	23,164
O-14	L	19-41	at Dallas	18,645
O-21	L	21-27	Washington	60,671
O-28	L	21-31	at Minnesota	30,071
N-04	T	14-14	at Cleveland	63,848
N-11	L	0-49	Green Bay	60,671
N-18	L	14-19	at NY Giants	62,705
N-25	W	28-14	Dallas	58,070
D-02	W	37-14	at Washington	32,229
D-09	L	17-26	Pittsburgh	60,671
D-16	L	35-45	at St. Louis	14,989

TEAM STATS	EAGLES	OPP
<b>Total First Downs</b>	<b>235</b>	<b>275</b>
Rushing	76	128
Passing	146	129
Penalty	13	18
<b>3rd Down: Made/Att</b>	<b>na</b>	<b>na</b>
3rd Down Pct.	na	na
<b>4th Down: Made/Att</b>	<b>na</b>	<b>na</b>
4th Down Pct.	na	na
<b>Possession Avg.</b>	<b>na</b>	<b>na</b>
<b>Total Net Yards</b>	<b>4540</b>	<b>5046</b>
Avg. Per Game	324.3	360.4
Total Plays	na	na
Avg. Per Play	na	na
<b>Net Yards Rushing</b>	<b>1155</b>	<b>2126</b>
Avg. Per Game	82.5	151.9
Total Rushes	324	526
<b>Net Yards Passing</b>	<b>3385</b>	<b>2920</b>
Avg. Per Game	241.8	208.6
Sacked/Yards Lost	na/247	na/103
Gross Yards	3632	3023
Att./Completions	428/228	363/198
Completion Pct.	53.3	54.5
Had Intercepted	31	26
<b>Punts/Average</b>	<b>64/42.9</b>	<b>42/38.2</b>
<b>Net Punting Avg.</b>	<b>na/na</b>	<b>na/na</b>
<b>Penalties/Yards</b>	<b>58/619</b>	<b>48/479</b>
<b>Fumbles/Ball Lost</b>	<b>25/13</b>	<b>22/13</b>
<b>Touchdowns</b>	<b>38</b>	<b>43</b>
Rushing	13	23
Passing	23	16
Returns	2	4

Score By Periods	Q1	Q2	Q3	Q4	OT	Pts
Eagles	83	69	66	64	0	282
Opponents	65	164	54	73	0	356

Passing	Att	Cmp	Yds	Cmp%	Y/A	TD	TD%	Int	Int%	Lg	Sk/Lost	Rat
Jurgensen	366	196	3261	53.6	8.91	22	6.0	26	7.1	84	na/212	74.3
Hill	61	31	361	50.8	5.92	0	0.0	5	8.2	37	na/35	34.9
McDonald	1	1	10	100.0	10.00	1	100.0	0	0.0	10t	na/0	147.9
<b>Eagles</b>	<b>428</b>	<b>228</b>	<b>3632</b>	<b>53.3</b>	<b>8.49</b>	<b>23</b>	<b>5.4</b>	<b>31</b>	<b>7.2</b>	<b>84</b>	<b>na/247</b>	<b>69.6</b>
<b>Opponents</b>	<b>363</b>	<b>198</b>	<b>3023</b>	<b>54.5</b>	<b>8.33</b>	<b>16</b>	<b>4.4</b>	<b>26</b>	<b>7.2</b>	<b>77t</b>	<b>na/103</b>	<b>67.1</b>

Scoring	TD	Ru	Pa	Rt	PAT	FG	2Pt	Pts
Brown	13	5	6	2			0	78
McDonald	10	0	10	0			0	60
Walston	0	0	0	0	36/38	4/15	0	48
Peaks	3	3	0	0			0	18
Retzlaff	3	0	3	0			0	18
Cassady LG	2	0	2	0			0	12
Cassady TM	2	0	2	0			0	12
Jurgensen	2	2	0	0			0	12
Sapp	2	2	0	0			0	12
Budd	1	0	1	0			0	6
Hill	1	1	0	0			0	6
Lucas	1	0	1	0			0	6
Wittenborn	0	0	0	0	0/0	2/4	0	6
<b>Eagles</b>	<b>38</b>	<b>13</b>	<b>23</b>	<b>2</b>	<b>36/38</b>	<b>6/19</b>	<b>0</b>	<b>282</b>
<b>Opponents</b>	<b>43</b>	<b>23</b>	<b>16</b>	<b>4</b>	<b>41/43</b>	<b>19/37</b>	<b>0</b>	<b>356</b>

Rushing	No.	Yds	Avg	Lg	TD
Brown	137	545	4.0	61t	5
Peaks	137	447	3.3	48	3
Sapp	23	53	2.3	17	2
Jurgensen	17	44	2.6	30	2
Hill	4	40	10.0	22	1
R.Smith	1	13	13.0	13	0
Douglas	4	7	1.8	6	0
Cassady LG	1	6	6.0	6	0
Cassady TM	1	6	6.0	6	0
<b>Eagles</b>	<b>324</b>	<b>1155</b>	<b>3.6</b>	<b>61t</b>	<b>13</b>
<b>Opponents</b>	<b>526</b>	<b>2126</b>	<b>4.0</b>	<b>39</b>	<b>23</b>

Receiving	No.	Yds	Avg	Lg	TD
McDonald	58	1146	19.8	60t	10
Brown	52	849	16.3	82t	6
Peaks	39	347	8.9	27	0
Retzlaff	30	584	19.5	84	3
Lucas	19	236	12.4	24	1
Cassady LG	14	188	13.4	47t	2
Cassady TM	14	188	13.4	47t	2
Sapp	6	80	13.3	34	0
Budd	5	130	26.0	49t	1
Walston	4	43	10.8	16	0
R.Smith	1	29	29.0	29	0
<b>Eagles</b>	<b>228</b>	<b>3632</b>	<b>15.9</b>	<b>84</b>	<b>23</b>
<b>Opponents</b>	<b>198</b>	<b>3023</b>	<b>15.3</b>	<b>77t</b>	<b>16</b>

INTs	No.	Yds	Avg	Lg	TD
Burrroughs	7	96	13.7	28	0
Cross	5	46	9.2	22	0
Scotti	4	72	18.0	39	0
Carr	3	59	19.7	25	0
McClellan	3	2	0.7	2	0
Harrison	2	14	7.0	12	0
Baughan	1	0	0.0	0	0
Nocera	1	0	0.0	0	0
<b>Eagles</b>	<b>26</b>	<b>289</b>	<b>11.1</b>	<b>39</b>	<b>0</b>
<b>Opponents</b>	<b>31</b>	<b>555</b>	<b>17.9</b>	<b>100t</b>	<b>2</b>

Punting	No.	Yds	Avg	Net	TB	Lg	B
Hill	64	2747	42.9	na	na	80	0
<b>Eagles</b>	<b>64</b>	<b>2747</b>	<b>42.9</b>	<b>na</b>	<b>na</b>	<b>80</b>	<b>0</b>
<b>Opponents</b>	<b>42</b>	<b>1603</b>	<b>38.2</b>	<b>1</b>	<b>0</b>	<b>65</b>	<b>0</b>

Punt Returns	Ret	FC	Yds	Avg	Lg	TD
Cassady LG	8	7	49	6.1	13	0
Cassady TM	1	4	2	2.0	2	0
Brown	6	1	81	13.5	38	0
McDonald	5	1	8	1.6	6	0
Cross	1	3	2	2.0	2	0
R.Smith	1	0	2	2.0	2	0
Jonas	0	2	0	0.0	0	0
<b>Eagles</b>	<b>14</b>	<b>11</b>	<b>95</b>	<b>6.8</b>	<b>38</b>	<b>0</b>
<b>Opponents</b>	<b>24</b>	<b>18</b>	<b>174</b>	<b>7.3</b>	<b>60</b>	<b>0</b>

Kickoff Returns	No.	Yds	Avg	Lg	TD
Brown	30	831	27.7	99t	1
Cassady LG	24	482	20.1	34	0
Cassady TM	14	249	17.8	34	0
Douglas	6	136	22.7	40	0
Dean	4	83	20.8	28	0
Baughan	3	9	3.0	7	0
Cross	2	72	36.0	37	0
Woulfe	2	5	2.5	5	0
<b>Eagles</b>	<b>61</b>	<b>1385</b>	<b>22.7</b>	<b>99t</b>	<b>1</b>
<b>Opponents</b>	<b>56</b>	<b>1459</b>	<b>26.1</b>	<b>101t</b>	<b>1</b>

**Walston:** (N) (N, N, N,18G,29G) ( ) ( ) (36G, 9G)  
 ( ) (34N,47N) (26N,41N) ( ) ( ) (32N,35N,16N) ( )  
 ( ) ( )  
**Wittenborn:** ( ) ( ) ( ) ( ) ( ) ( ) ( ) ( ) ( ) ( ) (B,27G)  
 (45N,18G) ( )  
**Opponents:** (N, N) (48G,27G,16G) (42N,47N)  
 (14G,10G,46N,14B) (40G,50N,11G) (N,28G, 9G)  
 (47N,42G,14N,33N) (11B,41N,45N) (25N) (43N,28G,  
 20G,37G,26G) (34N) (N) (21G,46G,28G,29G) (42G)



SCHEDULE & RESULTS (10-4)					
S-17	W	27-20	Cleveland	60,671	
S-24	W	14-7	Washington	50,108	
O-01	L	27-30	St. Louis	59,399	
O-08	W	21-16	Pittsburgh	60,671	
O-15	W	20-7	at St. Louis	20,262	
O-22	W	43-7	at Dallas	25,000	
O-29	W	27-24	at Washington	31,066	
N-05	W	16-14	Chicago	60,671	
N-12	L	21-38	at NY Giants	62,800	
N-19	L	24-45	at Cleveland	68,399	
N-26	W	35-13	Dallas	60,127	
D-03	W	35-24	at Pittsburgh	21,653	
D-10	L	24-28	NY Giants	60,671	
D-17	W	27-24	at Detroit	44,231	
<b>PLAYOFF BOWL (at Miami)</b>					
J-06	L	10-38	Detroit	25,612	

TEAM STATS	EAGLES	OPP
<b>Total First Downs</b>	<b>252</b>	<b>267</b>
Rushing	78	116
Passing	158	145
Penalty	16	6
<b>3rd Down: Made/Att</b>	<b>na</b>	<b>na</b>
3rd Down Pct.	na	na
<b>4th Down: Made/Att</b>	<b>na</b>	<b>na</b>
4th Down Pct.	na	na
<b>Possession Avg.</b>	<b>na</b>	<b>na</b>
<b>Total Net Yards</b>	<b>5112</b>	<b>4927</b>
Avg. Per Game	365.1	351.9
Total Plays	na	na
Avg. Per Play	na	na
<b>Net Yards Rushing</b>	<b>1507</b>	<b>2007</b>
Avg. Per Game	107.6	143.4
Total Rushes	373	474
<b>Net Yards Passing</b>	<b>3605</b>	<b>2920</b>
Avg. Per Game	257.5	208.6
Sacked/Yards Lost	na/219	na/263
Gross Yards	3824	3183
Att./Completions	429/241	383/224
Completion Pct.	56.2	58.5
Had Intercepted	26	17
<b>Punts/Average</b>	<b>55/43.7</b>	<b>64/41.8</b>
<b>Net Punting Avg.</b>	<b>na/na</b>	<b>na/na</b>
<b>Penalties/Yards</b>	<b>42/500</b>	<b>62/684</b>
<b>Fumbles/Ball Lost</b>	<b>25/14</b>	<b>27/16</b>
<b>Touchdowns</b>	<b>46</b>	<b>38</b>
Rushing	10	12
Passing	34	23
Returns	2	3

Score By Periods	Q1	Q2	Q3	Q4	OT	Pts
Eagles	94	89	92	86	0	361
Opponents	61	72	78	86	0	297

Passing	Att	Cmp	Yds	Cmp%	Y/A	TD	TD%	Int	Int%	Lg	Sk/Lost	Rat
Jurgensen	416	235	3723	56.5	8.95	32	7.7	24	5.8	69	na/211	88.1
Hill	12	6	101	50.0	8.42	2	16.7	2	16.7	23	na/8	78.8
Peaks	1	0	0	0.0	0.00	0	0.0	0	0.0	0	na/0	39.6
<b>Eagles</b>	<b>429</b>	<b>241</b>	<b>3824</b>	<b>56.2</b>	<b>8.91</b>	<b>34</b>	<b>7.9</b>	<b>26</b>	<b>6.1</b>	<b>69</b>	<b>na/219</b>	<b>87.2</b>
<b>Opponents</b>	<b>383</b>	<b>224</b>	<b>3183</b>	<b>58.5</b>	<b>8.31</b>	<b>23</b>	<b>6.0</b>	<b>17</b>	<b>4.4</b>	<b>84t</b>	<b>na/263</b>	<b>87.0</b>

Scoring	TD	Ru	Pa	Rt	PAT	FG	2Pt	Pts
Walston	2	0	2	0	43/45	14/25	0	97
McDonald	13	0	13	0			0	78
Retzlaff	8	0	8	0			0	48
Brown	5	1	2	2			0	30
Lucas	5	0	5	0			0	30
Peaks	5	5	0	0			0	30
Barnes	4	1	3	0			0	24
Dean	3	2	1	0			0	18
Sapp	1	1	0	0			0	6
<b>Eagles</b>	<b>46</b>	<b>10</b>	<b>34</b>	<b>2</b>	<b>43/45</b>	<b>14/25</b>	<b>0</b>	<b>361</b>
<b>Opponents</b>	<b>38</b>	<b>12</b>	<b>23</b>	<b>3</b>	<b>36/38</b>	<b>11/24</b>	<b>0</b>	<b>297</b>

Rushing	No.	Yds	Avg	Lg	TD
Peaks	135	471	3.5	33	5
Brown	50	338	6.8	47	1
Dean	66	321	4.9	44	2
Barnes	92	309	3.4	43	1
Jurgensen	20	27	1.4	14	0
Sapp	7	24	3.4	8	1
Hill	2	9	4.5	7	0
Retzlaff	1	8	8.0	8	0
<b>Eagles</b>	<b>373</b>	<b>1507</b>	<b>4.0</b>	<b>47</b>	<b>10</b>
<b>Opponents</b>	<b>474</b>	<b>2007</b>	<b>4.2</b>	<b>54t</b>	<b>12</b>

Receiving	No.	Yds	Avg	Lg	TD
McDonald	64	1144	17.9	66	13
Retzlaff	50	769	15.4	61t	8
Walston	34	569	16.7	68	2
Peaks	32	472	14.8	48	0
Dean	21	335	16.0	60t	1
Barnes	15	194	12.9	59t	3
Brown	14	264	18.9	65	2
Lucas	8	67	8.4	18	5
Sapp	3	10	3.3	8	0
<b>Eagles</b>	<b>241</b>	<b>3824</b>	<b>15.9</b>	<b>69</b>	<b>34</b>
<b>Opponents</b>	<b>224</b>	<b>3183</b>	<b>14.2</b>	<b>84t</b>	<b>23</b>

INTs	No.	Yds	Avg	Lg	TD
Burroughs	7	90	12.9	42	0
Cross	2	36	18.0	36	0
Bednarik	2	33	16.5	33	0
Brookshier	2	20	10.0	20	0
Carr	2	20	10.0	20	0
Baughan	1	22	22.0	22	0
Taseff LG	1	15	15.0	15	0
Weber	1	15	15.0	15	0
Nocera	0	3	0.0	3	0
<b>Eagles</b>	<b>17</b>	<b>239</b>	<b>14.1</b>	<b>42</b>	<b>0</b>
<b>Opponents</b>	<b>26</b>	<b>294</b>	<b>11.3</b>	<b>65t</b>	<b>1</b>

Punting	No.	Yds	Avg	Net	TB	Lg	B
Hill	55	2403	43.7	na	na	64	0
<b>Eagles</b>	<b>55</b>	<b>2403</b>	<b>43.7</b>	<b>na</b>	<b>na</b>	<b>64</b>	<b>0</b>
<b>Opponents</b>	<b>64</b>	<b>2675</b>	<b>41.8</b>	<b>na</b>	<b>na</b>	<b>69</b>	<b>1</b>

Punt Returns	Ret	FC	Yds	Avg	Lg	TD
Dean	18	na	140	7.8	28	0
Brown	8	na	125	15.6	66t	1
Cross	7	na	77	11.0	21	0
Taseff LG	5	na	39	7.8	23	0
Baughan	1	na	11	11.0	11	0
<b>Eagles</b>	<b>34</b>	<b>na</b>	<b>353</b>	<b>10.4</b>	<b>66t</b>	<b>1</b>
<b>Opponents</b>	<b>30</b>	<b>na</b>	<b>235</b>	<b>7.8</b>	<b>73t</b>	<b>1</b>

Kickoff Returns	No.	Yds	Avg	Lg	TD
Brown	29	811	28.0	105t	1
Dean	21	462	22.0	34	0
Peaks	2	29	14.5	17	0
Cross	1	11	11.0	11	0
<b>Eagles</b>	<b>53</b>	<b>1313</b>	<b>24.8</b>	<b>105t</b>	<b>1</b>
<b>Opponents</b>	<b>58</b>	<b>1224</b>	<b>21.1</b>	<b>91t</b>	<b>1</b>

**Walston:** (22G,18G,12N) ( ) (19G,16G, N) ( ) (19G, 42G) (20G,26N) ( N,13G,33G) ( B, N,12G) (42N, 43N) (34G) ( ) (31N) (26G,45N,44N) (21G,10G)  
**Opponents:** (20G,21G) ( N,35N) (27G) (49N,23G) (N) (54N) (46N,48N,52G) ( B, N) (11G) (54N,17G) (42G,32G) (36G) (23N,33B) (49G,41N)



SCHEDULE & RESULTS (10-2)					
S-25	L	24-41	Cleveland	56,303	
S-30	W	27-25	at Dallas	18,500	
O-09	W	31-27	St. Louis	33,701	
O-16	W	28-10	Detroit	38,065	
O-23	W	31-29	at Cleveland	64,850	
N-06	W	34-7	Pittsburgh	58,324	
N-13	W	19-13	Washington	39,361	
N-20	W	17-10	at New York	63,571	
N-27	W	31-23	New York	60,547	
D-04	W	20-6	at St. Louis	21,358	
D-11	L	21-27	at Pittsburgh	22,101	
D-18	W	38-28	at Washington	20,558	
<b>NFL CHAMPIONSHIP</b>					
D-26	W	17-13	Green Bay	<b>67,325</b>	

TEAM STATS	EAGLES	OPP
<b>Total First Downs</b>	<b>190</b>	<b>205</b>
Rushing	54	117
Passing	121	81
Penalty	15	7
<b>3rd Down: Made/Att</b>	<b>na</b>	<b>na</b>
3rd Down Pct.	na	na
<b>4th Down: Made/Att</b>	<b>na</b>	<b>na</b>
4th Down Pct.	na	na
<b>Possession Avg.</b>	<b>na</b>	<b>na</b>
<b>Total Net Yards</b>	<b>3950</b>	<b>4027</b>
Avg. Per Game	329.2	335.6
Total Plays	na	na
Avg. Per Play	na	na
<b>Net Yards Rushing</b>	<b>1134</b>	<b>2200</b>
Avg. Per Game	94.5	183.3
Total Rushes	351	449
<b>Net Yards Passing</b>	<b>2816</b>	<b>1827</b>
Avg. Per Game	234.7	152.3
Sacked/Yards Lost	na/141	na/157
Gross Yards	2957	1984
Att./Completions	331/177	283/139
Completion Pct.	53.5	49.1
Had Intercepted	20	30
<b>Punts/Average</b>	<b>60/43.1</b>	<b>48/43.6</b>
<b>Net Punting Avg.</b>	<b>na/na</b>	<b>na/na</b>
<b>Penalties/Yards</b>	<b>57/544</b>	<b>54/597</b>
<b>Fumbles/Ball Lost</b>	<b>24/10</b>	<b>31/15</b>
<b>Touchdowns</b>	<b>40</b>	<b>29</b>
Rushing	9	14
Passing	29	14
Returns	2	1

Score By Periods	Q1	Q2	Q3	Q4	OT	Pts
Eagles	51	78	44	148	0	321
Opponents	74	62	53	57	0	246

Passing	Att	Cmp	Yds	Cmp%	Y/A	TD	TD%	Int	Int%	Lg	Sk/Lost	Rat
Van Brocklin	284	153	2471	53.9	8.70	24	8.5	17	6.0	64t	na/96	86.5
Jurgensen	44	24	486	54.5	11.05	5	11.4	1	2.3	71	na/45	122.0
Barnes	3	0	0	0.0	0.00	0	0.0	2	66.7	0	0/0	0.0
<b>Eagles</b>	<b>331</b>	<b>177</b>	<b>2957</b>	<b>53.5</b>	<b>8.93</b>	<b>29</b>	<b>8.8</b>	<b>20</b>	<b>6.0</b>	<b>71</b>	<b>na/141</b>	<b>87.9</b>
<b>Opponents</b>	<b>283</b>	<b>139</b>	<b>1984</b>	<b>49.1</b>	<b>7.01</b>	<b>14</b>	<b>4.9</b>	<b>30</b>	<b>10.6</b>	<b>86t</b>	<b>na/157</b>	<b>49.1</b>

Scoring	TD	Ru	Pa	Rt	PAT	FG	2Pt	Pts
Walston	4	0	4	0	39/40	14/20	0	105
McDonald	13	0	13	0			0	78
Barnes	6	4	2	0			0	36
Retzlaff	5	0	5	0			0	30
Brown	4	2	2	0			0	24
Dean	3	0	3	0			0	18
Peaks	3	3	0	0			0	18
Carr	1	0	0	1			0	6
Smith	1	0	0	1			0	6
Wittenborn LG	0	0	0	0	0/0	0/3	0	0
<b>Eagles</b>	<b>40</b>	<b>9</b>	<b>29</b>	<b>2</b>	<b>39/40</b>	<b>14/20</b>	<b>0</b>	<b>321</b>
<b>Opponents</b>	<b>29</b>	<b>14</b>	<b>14</b>	<b>1</b>	<b>24/28</b>	<b>16/28</b>	<b>0</b>	<b>246</b>

Rushing	No.	Yds	Avg	Lg	TD
Peaks	86	465	5.4	57	3
Barnes	117	315	2.7	23t	4
Dean	113	304	2.7	32	0
Brown	9	35	3.9	13	2
Sapp	9	20	2.2	7	0
Jurgensen	4	5	1.3	9	0
Retzlaff	2	3	1.5	7	0
Van Brocklin	11	-13	-1.2	1	0
<b>Eagles</b>	<b>351</b>	<b>1134</b>	<b>3.2</b>	<b>57</b>	<b>9</b>
<b>Opponents</b>	<b>449</b>	<b>2200</b>	<b>4.9</b>	<b>87t</b>	<b>14</b>

Receiving	No.	Yds	Avg	Lg	TD
Retzlaff	46	826	18.0	57t	5
McDonald	39	801	20.5	64t	13
Walston	30	563	18.8	49t	4
Barnes	19	132	6.9	16	2
Dean	15	218	14.5	49t	3
Peaks	14	116	8.3	34	0
Brown	9	247	27.4	71	2
Lucas	3	34	11.3	19	0
Sapp	2	20	10.0	14	0
<b>Eagles</b>	<b>177</b>	<b>2957</b>	<b>16.7</b>	<b>71</b>	<b>29</b>
<b>Opponents</b>	<b>139</b>	<b>1984</b>	<b>14.3</b>	<b>86t</b>	<b>14</b>

INTs	No.	Yds	Avg	Lg	TD
Burroughs	9	124	13.8	46	0
Weber	6	48	8.0	13	0
Freeman	4	67	16.8	48	0
Baughan	3	50	16.7	18	0
Johnson	3	34	11.3	33	0
Carr	2	4	2.0	4	0
Bednarik	2	0	0.0	0	0
Brookshier	1	14	14.0	14	0
<b>Eagles</b>	<b>30</b>	<b>341</b>	<b>11.4</b>	<b>48</b>	<b>0</b>
<b>Opponents</b>	<b>20</b>	<b>277</b>	<b>13.9</b>	<b>37</b>	<b>1</b>

Punting	No.	Yds	Avg	Net	TB	Lg	B
Van Brocklin	60	2585	43.1	na	na	70	0
<b>Eagles</b>	<b>60</b>	<b>2585</b>	<b>43.1</b>	<b>na</b>	<b>na</b>	<b>70</b>	<b>0</b>
<b>Opponents</b>	<b>48</b>	<b>2094</b>	<b>43.6</b>	<b>na</b>	<b>na</b>	<b>62</b>	<b>0</b>

Punt Returns	Ret	FC	Yds	Avg	Lg	TD
Dean	16	na	65	4.1	15	0
Brown	10	na	47	4.7	12	0
Jackson	1	na	5	5.0	5	0
McDonald	1	na	2	2.0	2	0
<b>Eagles</b>	<b>28</b>	<b>na</b>	<b>119</b>	<b>4.3</b>	<b>15</b>	<b>0</b>
<b>Opponents</b>	<b>34</b>	<b>na</b>	<b>166</b>	<b>4.9</b>	<b>24</b>	<b>0</b>

Kickoff Returns	No.	Yds	Avg	Lg	TD
Dean	26	533	20.5	30	0
Brown	11	295	26.8	79	0
Reichow	4	28	7.0	12	0
Robb	4	44	11.0	15	0
Baughan	2	18	9.0	17	0
McDonald	2	45	22.5	26	0
Carr	1	5	5.0	5	0
Lucas	1	5	5.0	5	0
Wilson	1	0	0.0	0	0
<b>Eagles</b>	<b>52</b>	<b>973</b>	<b>18.7</b>	<b>79</b>	<b>0</b>
<b>Opponents</b>	<b>53</b>	<b>1076</b>	<b>20.3</b>	<b>37</b>	<b>0</b>

**Walston:** ( N,21G ) ( 21G,27G ) ( N, N,27G ) ( ) ( N,38G )  
 ( 21G,32N,11G ) ( 22G,10G ) ( 17B,12G ) ( 15G ) ( 32G,39G )  
 ( ) ( 23G )

**Wittenborn, S.F.-Phi.:** ( ) ( ) ( ) ( ) ( ) ( 33N,45N,19N0 ) ( )  
 ( ) ( ) ( ) ( ) ( )

**Opponents:** ( N,36G,15G ) ( 31G,45G ) ( 18G,12G )  
 ( N,33G ) ( N,12G,23G,44G ) ( 42N ) ( N, N,18G,17G )  
 ( 26G,36N,45N,46N ) ( 35G,31G,15G ) ( N ) ( ) ( 38N,37N )



SCHEDULE & RESULTS (7-5)					
S-27	L	14-24	at San Francisco	41,697	
O-04	W	49-21	New York	27,023	
O-11	W	28-24	Pittsburgh	27,343	
O-18	L	7-24	at New York	68,783	
O-25	W	28-24	at Chicago Cardinals	20,112	
N-01	W	30-23	Washington	39,854	
N-08	L	7-28	at Cleveland	58,275	
N-15	W	27-17	Chicago Cardinals	28,887	
N-22	W	23-20	Los Angeles	47,425	
N-29	L	0-31	at Pittsburgh	22,191	
D-06	W	34-14	at Washington	24,325	
D-13	L	21-28	Cleveland	45,952	

TEAM STATS	EAGLES	OPP
<b>Total First Downs</b>	<b>211</b>	<b>220</b>
Rushing	78	103
Passing	120	101
Penalty	13	16
<b>3rd Down: Made/Att</b>	<b>na na</b>	<b>na na</b>
3rd Down Pct.	na	na
<b>4th Down: Made/Att</b>	<b>na na</b>	<b>na na</b>
4th Down Pct.	na	na
<b>Possession Avg.</b>	<b>na na</b>	<b>na na</b>
<b>Total Net Yards</b>	<b>3887</b>	<b>3938</b>
Avg. Per Game	323.9	328.2
Total Plays	743	721
Avg. Per Play	5.2	5.5
<b>Net Yards Rushing</b>	<b>1315</b>	<b>2068</b>
Avg. Per Game	109.6	172.3
Total Rushes	391	429
<b>Net Yards Passing</b>	<b>2572</b>	<b>1870</b>
Avg. Per Game	214.3	155.8
Sacked/Yards Lost	na/72	na/204
Gross Yards	2644	2074
Att./Completions	352/194	292/144
Completion Pct.	55.1	49.3
Had Intercepted	16	20
<b>Punts/Average</b>	<b>54/42.7</b>	<b>48/41.1</b>
<b>Net Punting Avg.</b>	<b>54/36.2</b>	<b>48/34.9</b>
<b>Penalties/Yards</b>	<b>52/501</b>	<b>47/457</b>
<b>Fumbles/Ball Lost</b>	<b>26/8</b>	<b>28/20</b>
<b>Touchdowns</b>	<b>35</b>	<b>36</b>
Rushing	13	15
Passing	17	17
Returns	5	4

Score By Periods	Q1	Q2	Q3	Q4	OT	Pts
Eagles	34	106	59	69	0	268
Opponents	55	88	42	93	0	278

Passing	Att	Cmp	Yds	Cmp%	Y/A	TD	TD%	Int	Int%	Lg	Sk/Lost	Rat
Van Brocklin	340	191	2617	56.2	7.70	16	4.7	14	4.1	71	na/72	79.5
Barnes	7	0	0	0.0	0.00	0	0.0	2	28.6	0	0/0	0.0
Jurgensen	5	3	27	60.0	5.40	1	20.0	0	0.0	19t	0/0	114.2
<b>Eagles</b>	<b>352</b>	<b>194</b>	<b>2644</b>	<b>55.1</b>	<b>7.51</b>	<b>17</b>	<b>4.8</b>	<b>16</b>	<b>4.5</b>	<b>71</b>	<b>na/72</b>	<b>76.5</b>
<b>Opponents</b>	<b>292</b>	<b>144</b>	<b>2074</b>	<b>49.3</b>	<b>7.10</b>	<b>17</b>	<b>5.8</b>	<b>20</b>	<b>6.8</b>	<b>51</b>	<b>na/204</b>	<b>63.6</b>

Scoring	TD	Ru	Pa	Rt	PAT	FG	2Pt	Pts
McDonald	11	0	10	1			0	66
Barnes	9	7	2	0			0	54
Walston	3	0	3	0	33/34	0/1	0	51
Cothren	0	0	0	0	1/1	8/18	0	25
Peaks	3	3	0	0			0	18
Van Brocklin	2	2	0	0			0	12
Bielski	1	0	1	0	0/0	0/5	0	6
Huth	1	0	0	1			0	6
Owens	1	0	0	1			0	6
Powell	1	0	0	1			0	6
Retzlaff	1	0	1	0			0	6
Sapp	1	1	0	0			0	6
Weber	1	0	0	1			0	6
<b>Eagles</b>	<b>35</b>	<b>13</b>	<b>17</b>	<b>5</b>	<b>34/35</b>	<b>8/24</b>	<b>0</b>	<b>268</b>
<b>Opponents</b>	<b>36</b>	<b>15</b>	<b>17</b>	<b>4</b>	<b>35/36</b>	<b>9/20</b>	<b>0</b>	<b>278</b>

Rushing	No.	Yds	Avg	Lg	TD
Barnes	181	687	3.8	61t	7
Peaks	124	451	3.6	34	3
Sapp	41	145	3.5	17	1
Kowalczyk	26	37	1.4	6	0
Van Brocklin	11	13	1.2	12	2
Walston	2	8	4.0	7	0
Pagliei	2	-5	-2.5	1	0
McDonald	2	-10	-5.0	-4	0
Retzlaff	2	-11	-5.5	-5	0
<b>Eagles</b>	<b>391</b>	<b>1315</b>	<b>3.4</b>	<b>61t</b>	<b>13</b>
<b>Opponents</b>	<b>429</b>	<b>2068</b>	<b>4.8</b>	<b>80t</b>	<b>15</b>

Receiving	No.	Yds	Avg	Lg	TD
McDonald	47	846	18.0	71	10
Retzlaff	34	595	17.5	45	1
Barnes	32	314	9.8	47t	2
Peaks	28	209	7.5	23	0
Walston	16	279	17.4	40	3
Bielski	15	264	17.6	57	1
Kowalczyk	9	33	3.7	13	0
Sapp	6	47	7.8	13	0
MacAfee TM	5	48	9.6	14	0
Pagliei	2	9	4.5	11	0
<b>Eagles</b>	<b>194</b>	<b>2644</b>	<b>13.6</b>	<b>71</b>	<b>17</b>
<b>Opponents</b>	<b>144</b>	<b>2074</b>	<b>14.4</b>	<b>51</b>	<b>17</b>

INTs	No.	Yds	Avg	Lg	TD
Carr	5	65	13.0	26	0
Pellegrini	3	42	14.0	39	0
Powell	3	17	5.7	17	0
Brookshier	3	13	4.3	8	0
Weber	2	8	4.0	8	0
Johnson	1	22	22.0	22	0
M. Campbell	1	0	0.0	0	0
Khayat	1	0	0.0	0	0
Riley	1	0	0.0	0	0
<b>Eagles</b>	<b>20</b>	<b>167</b>	<b>8.4</b>	<b>39</b>	<b>0</b>
<b>Opponents</b>	<b>16</b>	<b>360</b>	<b>22.5</b>	<b>70t</b>	<b>2</b>

Punting	No.	Yds	Avg	Net	TB	Lg	B
Van Brocklin	53	2263	42.7	36.2	2	59	1
Pagliei	1	45	45.0	45.0	0	45	0
<b>Eagles</b>	<b>54</b>	<b>2308</b>	<b>42.7</b>	<b>36.2</b>	<b>2</b>	<b>59</b>	<b>1</b>
<b>Opponents</b>	<b>48</b>	<b>1975</b>	<b>41.1</b>	<b>34.9</b>	<b>3</b>	<b>60</b>	<b>0</b>

Punt Returns	Ret	FC	Yds	Avg	Lg	TD
McDonald	21	na	115	5.5	81t	1
Powell	15	na	124	8.3	58t	1
<b>Eagles</b>	<b>36</b>	<b>na</b>	<b>239</b>	<b>6.6</b>	<b>81t</b>	<b>2</b>
<b>Opponents</b>	<b>40</b>	<b>na</b>	<b>312</b>	<b>7.8</b>	<b>65</b>	<b>1</b>

Kickoff Returns	No.	Yds	Avg	Lg	TD
McDonald	24	444	18.5	36	0
Powell	14	379	27.1	95	0
Wilson	2	4	2.0	4	0
DeLucca	1	0	0.0	0	0
Nocera	1	15	15.0	15	0
<b>Eagles</b>	<b>42</b>	<b>842</b>	<b>20.0</b>	<b>95</b>	<b>0</b>
<b>Opponents</b>	<b>37</b>	<b>819</b>	<b>22.1</b>	<b>34</b>	<b>0</b>



SCHEDULE & RESULTS (2-9-1)				
S-28	L	14-24	Washington	36,850
O-05	W	27-24	New York	23,178
O-12	L	3-24	at Pittsburgh	23,153
O-19	L	24-30	San Francisco	33,110
O-26	L	35-38	at Green Bay	31,043
N-02	T	21-21	at Chicago Cardinals	17,486
N-09	L	24-31	Pittsburgh	26,306
N-16	W	49-21	Chicago Cardinals	18,315
N-23	L	14-28	at Cleveland	51,319
N-30	L	10-24	at New York	35,438
D-07	L	14-21	Cleveland	36,773
D-14	L	0-20	at Washington	22,621

TEAM STATS	EAGLES	OPP
<b>Total First Downs</b>	<b>222</b>	<b>225</b>
Rushing	72	101
Passing	125	100
Penalty	25	24
<b>3rd Down: Made/Att</b>	<b>na</b>	<b>na</b>
3rd Down Pct.	na	na
<b>4th Down: Made/Att</b>	<b>na</b>	<b>na</b>
4th Down Pct.	na	na
<b>Possession Avg.</b>	<b>na</b>	<b>na</b>
<b>Total Net Yards</b>	<b>3790</b>	<b>4047</b>
Avg. Per Game	315.8	337.3
Total Plays	736	777
Avg. Per Play	5.1	5.2
<b>Net Yards Rushing</b>	<b>1093</b>	<b>1929</b>
Avg. Per Game	91.1	160.8
Total Rushes	334	488
<b>Net Yards Passing</b>	<b>2697</b>	<b>2118</b>
Avg. Per Game	224.8	176.5
Sacked/Yards Lost	75	126
Gross Yards	2772	2244
Att./Completions	402/214	289/138
Completion Pct.	53.2	47.8
Had Intercepted	21	15
<b>Punts/Average</b>	<b>54/41.2</b>	<b>53/43.1</b>
<b>Net Punting Avg.</b>	<b>54/33.4</b>	<b>53/36.1</b>
<b>Penalties/Yards</b>	<b>55/570</b>	<b>74/722</b>
<b>Fumbles/Ball Lost</b>	<b>41/22</b>	<b>18/12</b>
<b>Touchdowns</b>	<b>31</b>	<b>39</b>
Rushing	13	15
Passing	18	22
Returns	0	2

Score By Periods	Q1	Q2	Q3	Q4	OT	Pts
Eagles	65	69	38	63	0	235
Opponents	75	117	62	52	0	306

Passing	Att	Cmp	Yds	Cmp%	Y/A	TD	TD%	Int	Int%	Lg	Sk/Lost	Rat
Van Brocklin	374	198	2409	52.9	6.44	15	4.0	20	5.3	91t	na/46	64.1
Jurgensen	22	12	259	54.5	11.77	0	0.0	1	4.5	61	na/29	77.6
Barnes	6	4	104	66.7	17.33	3	50.0	0	0.0	71t	0/0	149.3
<b>Eagles</b>	<b>402</b>	<b>214</b>	<b>2772</b>	<b>53.2</b>	<b>6.90</b>	<b>18</b>	<b>4.5</b>	<b>21</b>	<b>5.2</b>	<b>91t</b>	<b>na/75</b>	<b>68.3</b>
<b>Opponents</b>	<b>289</b>	<b>138</b>	<b>2244</b>	<b>47.8</b>	<b>7.76</b>	<b>22</b>	<b>7.6</b>	<b>15</b>	<b>5.2</b>	<b>71t</b>	<b>na/126</b>	<b>78.0</b>

Scoring	TD	Ru	Pa	Rt	PAT	FG	2Pt	Pts
Walston	3	0	3	0	31/31	6/14	0	67
McDonald	9	0	9	0			0	54
Barnes	7	7	0	0			0	42
Peaks	5	3	2	0			0	30
Retzlaff	2	0	2	0			0	12
Bielski	1	0	1	0			0	6
Kowalczyk	1	1	0	0			0	6
Mitcham	1	0	1	0			0	6
Van Brocklin	1	1	0	0			0	6
Wells	1	1	0	0			0	6
<b>Eagles</b>	<b>31</b>	<b>13</b>	<b>18</b>	<b>0</b>	<b>31/31</b>	<b>6/14</b>	<b>0</b>	<b>235</b>
<b>Opponents</b>	<b>39</b>	<b>15</b>	<b>22</b>	<b>2</b>	<b>39/39</b>	<b>11/23</b>	<b>0</b>	<b>306</b>

Rushing	No.	Yds	Avg	Lg	TD
Barnes	156	551	3.5	70t	7
Peaks	115	386	3.4	23	3
Wells	24	92	3.8	12	1
Kowalczyk	17	43	2.5	17	1
Myers	9	23	2.6	15	0
Van Brocklin	8	5	0.6	2	1
Jurgensen	1	1	1.0	1	0
McDonald	3	-4	-1.3	5	0
Retzlaff	1	-4	-4.0	-4	0
<b>Eagles</b>	<b>334</b>	<b>1093</b>	<b>3.3</b>	<b>70t</b>	<b>13</b>
<b>Opponents</b>	<b>488</b>	<b>1929</b>	<b>4.0</b>	<b>55t</b>	<b>15</b>

Receiving	No.	Yds	Avg	Lg	TD
Retzlaff	56	766	13.7	49	2
Barnes	35	423	12.1	33	0
McDonald	29	603	20.8	91t	9
Peaks	29	248	8.6	33t	2
Bielski	23	234	10.2	30	1
Walston	21	298	14.2	71t	3
Kowalczyk	8	72	9.0	15	0
Wells	4	49	12.3	21	0
Myers	4	25	6.3	13	0
Mitcham	3	39	13.0	20	1
Nacrelli	2	15	7.5	11	0
<b>Eagles</b>	<b>214</b>	<b>2772</b>	<b>13.0</b>	<b>91t</b>	<b>18</b>
<b>Opponents</b>	<b>138</b>	<b>2244</b>	<b>16.3</b>	<b>71t</b>	<b>22</b>

INTs	No.	Yds	Avg	Lg	TD
Pellegrini	4	90	22.5	40	0
Bell	2	33	16.5	33	0
Scott	2	15	7.5	10	0
Ryan TM	1	38	38.0	38	0
Hudson	1	15	15.0	15	0
Riley	1	8	8.0	8	0
Koman	1	5	5.0	5	0
Kowalczyk	1	2	2.0	2	0
Brookshier	1	0	0.0	0	0
Norton	1	0	0.0	0	0
<b>Eagles</b>	<b>15</b>	<b>206</b>	<b>13.7</b>	<b>40</b>	<b>0</b>
<b>Opponents</b>	<b>21</b>	<b>242</b>	<b>11.5</b>	<b>39</b>	<b>0</b>

Punting	No.	Yds	Avg	Net	TB	Lg	B
Van Brocklin	54	2225	41.2	33.4	3	58	1
<b>Eagles</b>	<b>54</b>	<b>2225</b>	<b>41.2</b>	<b>33.4</b>	<b>3</b>	<b>58</b>	<b>1</b>
<b>Opponents</b>	<b>53</b>	<b>2285</b>	<b>43.1</b>	<b>36.1</b>	<b>2</b>	<b>66</b>	<b>0</b>

Punt Returns	Ret	FC	Yds	Avg	Lg	TD
Wells	19	na	158	8.3	65	0
McDonald	18	na	135	7.5	35	0
Riley	7	na	27	3.9	10	0
Koman	1	na	5	5.0	5	0
Norton	1	na	8	8.0	8	0
Ryan TM	1	na	0	0.0	0	0
<b>Eagles</b>	<b>47</b>	<b>na</b>	<b>333</b>	<b>7.1</b>	<b>65</b>	<b>0</b>
<b>Opponents</b>	<b>41</b>	<b>na</b>	<b>363</b>	<b>8.9</b>	<b>68t</b>	<b>1</b>

Kickoff Returns	No.	Yds	Avg	Lg	TD
McDonald	14	262	18.7	32	0
Wells	14	336	24.0	44	0
Riley	9	205	22.8	35	0
Bielski	5	66	13.2	18	0
Jacobs	2	24	12.0	20	0
Koman	1	7	7.0	7	0
<b>Eagles</b>	<b>45</b>	<b>900</b>	<b>20.0</b>	<b>44</b>	<b>0</b>
<b>Opponents</b>	<b>40</b>	<b>961</b>	<b>24.0</b>	<b>98t</b>	<b>1</b>



SCHEDULE & RESULTS (4-8)					
S-29	L	13-17	at Los Angeles	62,506	
O-05	L	20-24	New York	28,342	
O-13	L	7-24	at Cleveland	53,493	
O-20	W	17-7	Cleveland	22,443	
O-27	L	0-6	at Pittsburgh	27,016	
N-03	W	38-21	at Chicago Cardinals	18,718	
N-10	L	16-27	Detroit	29,320	
N-17	L	0-13	at New York	42,845	
N-24	W	21-12	Washington	20,730	
D-01	W	7-6	Pittsburgh	16,364	
D-08	L	7-42	at Washington	21,304	
D-14	L	27-31	Chicago Cardinals	12,555	

TEAM STATS	EAGLES	OPP
<b>Total First Downs</b>	<b>149</b>	<b>199</b>
Rushing	80	83
Passing	51	94
Penalty	18	22
<b>3rd Down: Made/Att</b>	<b>na</b>	<b>na</b>
3rd Down Pct.	na	na
<b>4th Down: Made/Att</b>	<b>na</b>	<b>na</b>
4th Down Pct.	na	na
<b>Possession Avg.</b>	<b>na</b>	<b>na</b>
<b>Total Net Yards</b>	<b>2737</b>	<b>3683</b>
Avg. Per Game	228.1	306.9
Total Plays	628	708
Avg. Per Play	4.4	5.2
<b>Net Yards Rushing</b>	<b>1582</b>	<b>1714</b>
Avg. Per Game	131.8	142.8
Total Rushes	424	451
<b>Net Yards Passing</b>	<b>1155</b>	<b>1969</b>
Avg. Per Game	96.3	164.1
Sacked/Yards Lost	224	114
Gross Yards	1379	2083
Att./Completions	204/99	257/133
Completion Pct.	48.5	51.8
Had Intercepted	23	17
<b>Punts/Average</b>	<b>68/41.1</b>	<b>58/42.8</b>
<b>Net Punting Avg.</b>	<b>68/35.4</b>	<b>58/37.6</b>
<b>Penalties/Yards</b>	<b>75/654</b>	<b>65/642</b>
<b>Fumbles/Ball Lost</b>	<b>25/16</b>	<b>26/19</b>
<b>Touchdowns</b>	<b>21</b>	<b>27</b>
Rushing	9	15
Passing	10	10
Returns	2	2
<b>Score By Periods</b>	<b>Q1 Q2 Q3 Q4 OT Pts</b>	
Eagles	37 36 27 73 0 173	
Opponents	34 94 51 51 0 230	

Passing	Att	Cmp	Yds	Cmp%	Y/A
Thomason	92	46	630	50.0	6.85
Jurgensen	70	33	470	47.1	6.71
Dorow	36	17	212	47.2	5.89
Peaks	3	2	56	66.7	18.67
McDonald	1	1	11	100.0	11.00
Barnes	1	0	0	0.0	0.00
Norton	1	0	0	0.0	0.00
<b>Eagles</b>	<b>204</b>	<b>99</b>	<b>1379</b>	<b>48.5</b>	<b>6.76</b>
<b>Opponents</b>	<b>257</b>	<b>133</b>	<b>2083</b>	<b>51.8</b>	<b>8.11</b>

Scoring	TD	Ru	Pa	Rt	PAT	FG	2Pt	Pts
Walston	1	0	1	0	20/21	9/12	0	53
McDonald	3	0	3	0			0	18
Thomason	3	3	0	0			0	18
Barnes	2	1	1	0			0	12
Bielski	2	0	2	0	0/0	0/2	0	12
Dorow	2	2	0	0			0	12
Jurgensen	2	2	0	0			0	12
Rocky Ryan	2	0	2	0			0	12
Ji. Harris	1	0	0	1			0	6
Norton	1	0	0	1			0	6
Peaks	1	1	0	0			0	6
Stribling	1	0	1	0			0	6
<b>Eagles</b>	<b>21</b>	<b>9</b>	<b>10</b>	<b>2</b>	<b>20/21</b>	<b>9/14</b>	<b>0</b>	<b>173</b>
<b>Opponents</b>	<b>27</b>	<b>15</b>	<b>10</b>	<b>2</b>	<b>26/27</b>	<b>14/29</b>	<b>0</b>	<b>230</b>

Rushing	No.	Yds	Avg	Lg	TD
Barnes	143	529	3.7	41	1
Peaks	125	495	4.0	35	1
Keller	57	195	3.4	15	0
Worden	42	133	3.2	17	0
Norton	2	73	36.5	61	0
Thomason	15	62	4.1	19	3
Dorow	17	52	3.1	14	2
McDonald	12	36	3.0	22	0
Walston	1	7	7.0	7	0
Youngelman	0	3	---	3	0
Jurgensen	10	-3	-0.3	8	2
<b>Eagles</b>	<b>424</b>	<b>1582</b>	<b>3.7</b>	<b>61</b>	<b>9</b>
<b>Opponents</b>	<b>451</b>	<b>1714</b>	<b>3.8</b>	<b>64t</b>	<b>15</b>

Receiving	No.	Yds	Avg	Lg	TD
Barnes	19	212	11.2	67t	1
Stribling	14	194	13.9	58t	1
Walston	11	266	24.2	49	1
Peaks	11	99	9.0	53	0
Retzlaff	10	120	12.0	28	0
McDonald	9	228	25.3	61t	3
Bielski	8	81	10.1	19	2
Burnine	7	63	9.0	16	0
Rocky Ryan	4	91	22.8	46t	2
Keller	4	31	7.8	30	0
Worden	1	3	3.0	3	0
Gaona	1	-9	-9.0	-9	0
<b>Eagles</b>	<b>99</b>	<b>1379</b>	<b>13.9</b>	<b>67t</b>	<b>10</b>
<b>Opponents</b>	<b>133</b>	<b>2083</b>	<b>15.7</b>	<b>64</b>	<b>10</b>

TD	TD%	Int	Int%	Lg	Sk/Lost	Rat
4	4.3	10	10.9	67t	na/46	47.2
5	7.1	8	11.4	61t	na/88	53.6
1	2.8	4	11.1	49	na/90	35.6
0	0.0	1	33.3	37	0/0	70.1
0	0.0	0	0.0	11	0/0	112.5
0	0.0	0	0.0	0	0/0	39.6
0	0.0	0	0.0	0	0/0	39.6
<b>10</b>	<b>4.9</b>	<b>23</b>	<b>11.3</b>	<b>67t</b>	<b>na/224</b>	<b>47.4</b>
<b>10</b>	<b>3.9</b>	<b>17</b>	<b>6.6</b>	<b>64</b>	<b>na/114</b>	<b>64.4</b>

INTs	No.	Yds	Avg	Lg	TD
Norton	4	155	38.8	99t	1
Brookshier	4	74	18.5	40	0
Ji. Harris	3	99	33.0	65t	1
Bednarik	3	51	17.0	37	0
Bell	2	38	19.0	38	0
Wydo	1	25	25.0	25	0
<b>Eagles</b>	<b>17</b>	<b>442</b>	<b>26.0</b>	<b>99t</b>	<b>2</b>
<b>Opponents</b>	<b>23</b>	<b>340</b>	<b>14.8</b>	<b>55</b>	<b>1</b>

Punting	No.	Yds	Avg	Net	TB	Lg	B
Norton	68	2798	41.1	35.4	2	63	1
<b>Eagles</b>	<b>68</b>	<b>2798</b>	<b>41.1</b>	<b>35.4</b>	<b>2</b>	<b>63</b>	<b>1</b>
<b>Opponents</b>	<b>58</b>	<b>2481</b>	<b>42.8</b>	<b>37.6</b>	<b>5</b>	<b>59</b>	<b>1</b>

Punt Returns	Ret	FC	Yds	Avg	Lg	TD
McDonald	26	na	127	4.9	28	0
Keller	9	na	59	6.6	38	0
Ji. Harris	1	na	0	0.0	0	0
Norton	1	na	13	13.0	13	0
<b>Eagles</b>	<b>37</b>	<b>na</b>	<b>199</b>	<b>5.4</b>	<b>38</b>	<b>0</b>
<b>Opponents</b>	<b>45</b>	<b>na</b>	<b>351</b>	<b>7.8</b>	<b>36</b>	<b>0</b>

Kickoff Returns	No.	Yds	Avg	Lg	TD
Keller	15	320	21.3	37	0
McDonald	11	304	27.6	50	0
Peaks	5	98	19.6	27	0
Worden	4	63	15.8	19	0
Bielski	2	11	5.5	10	0
Norton	2	33	16.5	18	0
Bell	1	7	7.0	7	0
Wydo	1	2	2.0	2	0
<b>Eagles</b>	<b>41</b>	<b>838</b>	<b>20.4</b>	<b>50</b>	<b>0</b>
<b>Opponents</b>	<b>31</b>	<b>737</b>	<b>23.8</b>	<b>42</b>	<b>0</b>





SCHEDULE & RESULTS (3-8-1)					
S-30	L	7-27	at Los Angeles	54,412	
O-06	W	13-9	Washington	26,607	
O-14	W	35-21	at Pittsburgh	31,375	
O-21	L	6-20	Chicago Cardinals	36,545	
O-28	L	3-20	at New York	40,960	
N-04	L	17-28	at Chicago Cardinals	27,609	
N-11	W	14-7	Pittsburgh	22,652	
N-18	L	0-16	Cleveland	25,894	
N-25	T	10-10	San Francisco	19,326	
D-02	L	14-17	at Cleveland	20,654	
D-09	L	17-19	at Washington	22,333	
D-15	L	7-21	New York	16,562	

TEAM STATS	EAGLES	OPP				
<b>Total First Downs</b>	<b>160</b>	<b>200</b>				
Rushing	73	110				
Passing	74	69				
Penalty	13	21				
<b>3rd Down: Made/Att</b>	<b>na</b>	<b>na</b>				
3rd Down Pct.	na	na				
<b>4th Down: Made/Att</b>	<b>na</b>	<b>na</b>				
4th Down Pct.	na	na				
<b>Possession Avg.</b>	<b>na</b>	<b>na</b>				
<b>Total Net Yards</b>	<b>2654</b>	<b>3226</b>				
Avg. Per Game	221.2	268.8				
Total Plays	667	756				
Avg. Per Play	4.0	4.3				
<b>Net Yards Rushing</b>	<b>1377</b>	<b>1893</b>				
Avg. Per Game	114.8	157.8				
Total Rushes	418	513				
<b>Net Yards Passing</b>	<b>1277</b>	<b>1333</b>				
Avg. Per Game	106.4	111.1				
Sacked/Yards Lost	279	173				
Gross Yards	1556	1506				
Att./Completions	249/122	243/114				
Completion Pct.	49.0	46.9				
Had Intercepted	27	16				
<b>Punts/Average</b>	<b>68/41.8</b>	<b>68/41.0</b>				
<b>Net Punting Avg.</b>	<b>68/37.6</b>	<b>68/36.0</b>				
<b>Penalties/Yards</b>	<b>59/542</b>	<b>76/686</b>				
<b>Fumbles/Ball Lost</b>	<b>25/11</b>	<b>17/11</b>				
<b>Touchdowns</b>	<b>18</b>	<b>25</b>				
Rushing	11	10				
Passing	6	15				
Returns	1	0				
<b>Score By Periods</b>	<b>Q1</b>	<b>Q2</b>	<b>Q3</b>	<b>Q4</b>	<b>OT</b>	<b>Pts</b>
Eagles	44	34	31	34	0	143
Opponents	31	56	59	69	0	215

Passing	Att	Cmp	Yds	Cmp%	Y/A	TD	TD%	Int	Int%	Lg	Sk/Lost	Rat
Thomason	164	82	1119	50.0	6.82	4	2.4	21	12.8	52	na/166	40.7
Burk	82	39	426	47.6	5.20	1	1.2	6	7.3	40	na/113	36.9
Schaefer	3	1	11	33.3	3.67	1	33.3	0	0.0	11t	0/0	84.7
<b>Eagles</b>	<b>249</b>	<b>122</b>	<b>1556</b>	<b>49.0</b>	<b>6.25</b>	<b>6</b>	<b>2.4</b>	<b>27</b>	<b>10.8</b>	<b>52</b>	<b>na/279</b>	<b>37.4</b>
<b>Opponents</b>	<b>243</b>	<b>114</b>	<b>1506</b>	<b>46.9</b>	<b>6.20</b>	<b>15</b>	<b>6.2</b>	<b>16</b>	<b>6.6</b>	<b>64t</b>	<b>na/173</b>	<b>60.1</b>

Scoring	TD	Ru	Pa	Rt	PAT	FG	2Pt	Pts
Walston	3	0	3	0	17/18	6/13	0	53
Keller	4	4	0	0			0	24
Burnine LG	2	0	2	0			0	12
Burnine TM	2	0	2	0			0	12
Schaefer	2	2	0	0			0	12
Thomason	2	2	0	0			0	12
Bell	1	0	0	1			0	6
Bielski	1	1	0	0	0/0	0/1	0	6
Bredice	1	0	1	0			0	6
Giancanelli	1	1	0	0			0	6
Wegert	1	1	0	0			0	6
<b>Eagles</b>	<b>18</b>	<b>11</b>	<b>6</b>	<b>1</b>	<b>17/18</b>	<b>6/14</b>	<b>0</b>	<b>143</b>
<b>Opponents</b>	<b>25</b>	<b>10</b>	<b>15</b>	<b>0</b>	<b>23/25</b>	<b>14/21</b>	<b>0</b>	<b>215</b>

Rushing	No.	Yds	Avg	Lg	TD
Keller	112	433	3.9	51t	4
Schaefer	102	320	3.1	11	2
Bielski	52	162	3.1	15	1
Giancanelli	42	148	3.5	21	1
Wegert	47	127	2.7	19	1
Berzinski	15	72	4.8	20	0
Burk	17	61	3.6	11	0
Thomason	21	48	2.3	19	2
B. Smith LG	11	18	1.6	7	0
B. Smith TM	9	8	0.9	5	0
Parmer	1	-2	-2.0	-2	0
<b>Eagles</b>	<b>418</b>	<b>1377</b>	<b>3.3</b>	<b>51t</b>	<b>11</b>
<b>Opponents</b>	<b>513</b>	<b>1893</b>	<b>3.7</b>	<b>46</b>	<b>10</b>

Receiving	No.	Yds	Avg	Lg	TD
Walston	39	590	15.1	51t	3
Schaefer	13	117	9.0	27	0
Retzlaff	12	159	13.3	20	0
Burnine LG	10	208	20.8	52	2
Burnine TM	10	208	20.8	52	2
Bredice	10	146	14.6	40t	1
Giancanelli	10	104	10.4	18	0
Bielski	8	63	7.9	17	0
Keller	7	36	5.1	13	0
Wegert	6	46	7.7	19	0
Berzinski	3	35	11.7	17	0
Stribling	2	11	5.5	7	0
Rocky Ryan	1	31	31.0	31	0
Riley	1	10	10.0	10	0
<b>Eagles</b>	<b>122</b>	<b>1556</b>	<b>12.8</b>	<b>52</b>	<b>6</b>
<b>Opponents</b>	<b>114</b>	<b>1506</b>	<b>13.2</b>	<b>64t</b>	<b>15</b>

INTs	No.	Yds	Avg	Lg	TD
Bell	4	61	15.3	33	1
Riley	3	57	19.0	31	0
Norton	2	34	17.0	23	0
Bednarik	2	0	0.0	0	0
Bawel	1	33	33.0	33	0
Brookshier	1	31	31.0	31	0
Rocky Ryan	1	17	17.0	17	0
Scott	1	12	12.0	12	0
Campbell	1	1	1.0	1	0
<b>Eagles</b>	<b>16</b>	<b>246</b>	<b>15.4</b>	<b>33</b>	<b>1</b>
<b>Opponents</b>	<b>27</b>	<b>365</b>	<b>13.5</b>	<b>42</b>	<b>0</b>

Punting	No.	Yds	Avg	Net	TB	Lg	B
Burk	68	2843	41.8	37.6	0	62	1
<b>Eagles</b>	<b>68</b>	<b>2843</b>	<b>41.8</b>	<b>37.6</b>	<b>0</b>	<b>62</b>	<b>1</b>
<b>Opponents</b>	<b>68</b>	<b>2787</b>	<b>41.0</b>	<b>36.0</b>	<b>5</b>	<b>64</b>	<b>0</b>

Punt Returns	Ret	FC	Yds	Avg	Lg	TD
Riley	17	na	73	4.3	35	0
Keller	15	na	146	9.7	40	0
Giancanelli	4	na	22	5.5	18	0
<b>Eagles</b>	<b>36</b>	<b>na</b>	<b>241</b>	<b>6.7</b>	<b>40</b>	<b>0</b>
<b>Opponents</b>	<b>50</b>	<b>na</b>	<b>283</b>	<b>5.7</b>	<b>29</b>	<b>0</b>

Kickoff Returns	No.	Yds	Avg	Lg	TD
Keller	15	353	23.5	32	0
Riley	15	381	25.4	59	0
Giancanelli	8	187	23.4	31	0
Pellegrini	2	47	23.5	26	0
Willey	2	32	16.0	20	0
Bawel	1	25	25.0	25	0
Bednarik	1	17	17.0	17	0
Norton	1	31	31.0	31	0
B. Smith LG	1	14	14.0	14	0
<b>Eagles</b>	<b>45</b>	<b>1073</b>	<b>23.8</b>	<b>59</b>	<b>0</b>
<b>Opponents</b>	<b>27</b>	<b>666</b>	<b>24.7</b>	<b>56</b>	<b>0</b>



SCHEDULE & RESULTS (4-7-1)

S-24	W	27-17	New York	29,597
O-01	L	30-31	Washington	31,891
O-09	L	17-21	at Cleveland	43,974
O-15	L	7-13	at Pittsburgh	33,413
O-23	T	24-24	at Chicago Cardinals	24,620
O-30	W	24-0	Pittsburgh	31,164
N-06	L	21-34	at Washington	25,741
N-13	W	33-17	Cleveland	39,303
N-20	L	7-31	at New York	22,075
N-27	L	21-23	Los Angeles	31,648
D-04	W	27-3	Chicago Cardinals	19,478
D-11	L	10-17	at Chicago Bears	34,783

TEAM STATS                      EAGLES                      OPP

<b>Total First Downs</b>	<b>219</b>	<b>174</b>
Rushing	71	89
Passing	128	69
Penalty	20	16
<b>3rd Down: Made/Att</b>	<b>na</b>	<b>na</b>
3rd Down Pct.	na	na
<b>4th Down: Made/Att</b>	<b>na</b>	<b>na</b>
4th Down Pct.	na	na
<b>Possession Avg.</b>	<b>na</b>	<b>na</b>
<b>Total Net Yards</b>	<b>3789</b>	<b>3231</b>
Avg. Per Game	315.8	269.3
Total Plays	792	727
Avg. Per Play	4.8	4.4
<b>Net Yards Rushing</b>	<b>1317</b>	<b>1637</b>
Avg. Per Game	109.8	136.4
Total Rushes	392	455
<b>Net Yards Passing</b>	<b>2472</b>	<b>1594</b>
Avg. Per Game	206.0	132.8
Sacked/Yards Lost	224	216
Gross Yards	2696	1810
Att./Completions	400/198	272/124
Completion Pct.	49.5	45.6
Had Intercepted	24	16
<b>Punts/Average</b>	<b>61/42.9</b>	<b>74/39.1</b>
<b>Net Punting Avg.</b>	<b>61/39.2</b>	<b>74/37.5</b>
<b>Penalties/Yards</b>	<b>61/542</b>	<b>57/463</b>
<b>Fumbles/Ball Lost</b>	<b>35/21</b>	<b>27/20</b>
<b>Touchdowns</b>	<b>31</b>	<b>28</b>
Rushing	9	12
Passing	19	12
Returns	3	3

Score By Periods              Q1    Q2    Q3    Q4    OT    Pts

Eagles	23	61	61	103	0	248
Opponents	69	54	72	36	0	231

Passing	Att	Cmp	Yds	Cmp%	Y/A	TD	TD%	Int	Int%	Lg	Sk/Lost	Rat
Burk	228	110	1359	48.2	5.96	9	3.9	17	7.5	59	na/192	49.2
Thomason	171	88	1337	51.5	7.82	10	5.8	7	4.1	63t	na/32	80.0
Norton	1	0	0	0.0	0.00	0	0.0	0	0.0	0	0/0	39.6
<b>Eagles</b>	<b>400</b>	<b>198</b>	<b>2696</b>	<b>49.5</b>	<b>6.74</b>	<b>19</b>	<b>4.8</b>	<b>24</b>	<b>6.0</b>	<b>63t</b>	<b>na/224</b>	<b>62.3</b>
<b>Opponents</b>	<b>272</b>	<b>124</b>	<b>1810</b>	<b>45.6</b>	<b>6.65</b>	<b>12</b>	<b>4.4</b>	<b>16</b>	<b>5.9</b>	<b>72t</b>	<b>na/216</b>	<b>58.0</b>

Scoring	TD	Ru	Pa	Rt	PAT	FG	2Pt	Pts
Bielski	1	1	0	0	23/24	9/23	0	56
Pihos	7	0	7	0			0	42
Stribling	6	0	6	0			0	36
Walston	3	0	3	0	6/7	2/3	0	30
Giancanelli	3	2	1	0			0	18
Norton	3	1	1	1			0	18
Bawel	2	0	0	2			0	12
Burk	2	2	0	0			0	12
Wegert	2	2	0	0			0	12
Ledbetter	1	0	1	0			0	6
Parmer	1	1	0	0			0	6
<b>Eagles</b>	<b>31</b>	<b>9</b>	<b>19</b>	<b>3</b>	<b>29/31</b>	<b>11/26</b>	<b>0</b>	<b>248</b>
<b>Opponents</b>	<b>28</b>	<b>12</b>	<b>12</b>	<b>4</b>	<b>27/28</b>	<b>12/23</b>	<b>0</b>	<b>231</b>

Rushing	No.	Yds	Avg	Lg	TD
Giancanelli	97	385	4.0	20	2
Goode LG	83	297	3.6	36	0
Goode TM	76	274	3.6	36	0
Norton	36	144	4.0	23t	1
Burk	36	132	3.7	30	2
Parmer	34	129	3.8	36	1
Wegert	26	120	4.6	38	2
Bielski	28	67	2.4	8	1
Ledbetter	21	48	2.3	7	0
Thomason	17	29	1.7	20	0
Johnson	3	1	0.3	4	0
Taliaferro	3	-2	-0.7	0	0
Walston	1	-3	-3.0	-3	0
Goldston	14	-7	-0.5	7	0
<b>Eagles</b>	<b>392</b>	<b>1317</b>	<b>3.4</b>	<b>38</b>	<b>9</b>
<b>Opponents</b>	<b>455</b>	<b>1637</b>	<b>3.6</b>	<b>51</b>	<b>12</b>

Receiving	No.	Yds	Avg	Lg	TD
Pihos	62	864	13.9	40t	7
Stribling	38	568	14.9	56	6
Walston	27	443	16.4	63t	3
Giancanelli	25	379	15.2	59	1
Goode LG	11	152	13.8	50	0
Goode TM	10	137	13.7	50	0
Norton	11	125	11.4	36t	1
Bielski	8	48	6.0	19	0
Ledbetter	7	88	12.6	37t	1
Taliaferro	3	17	5.7	14	0
Wegert	3	17	5.7	12	0
Goldston	2	8	4.0	9	0
Bawel	1	6	6.0	6	0
Parmer	1	-4	-4.0	-4	0
<b>Eagles</b>	<b>198</b>	<b>2696</b>	<b>13.6</b>	<b>63t</b>	<b>19</b>
<b>Opponents</b>	<b>124</b>	<b>1810</b>	<b>14.6</b>	<b>72t</b>	<b>12</b>

TD	TD%	Int	Int%	Lg	Sk/Lost	Rat
9	3.9	17	7.5	59	na/192	49.2
10	5.8	7	4.1	63t	na/32	80.0
0	0.0	0	0.0	0	0/0	39.6
<b>19</b>	<b>4.8</b>	<b>24</b>	<b>6.0</b>	<b>63t</b>	<b>na/224</b>	<b>62.3</b>
<b>12</b>	<b>4.4</b>	<b>16</b>	<b>5.9</b>	<b>72t</b>	<b>na/216</b>	<b>58.0</b>

INTs	No.	Yds	Avg	Lg	TD
Bawel	9	168	18.7	42t	2
Hudson	3	48	16.0	25	0
Bednarik	1	36	36.0	36	0
Ricca LG	1	33	33.0	33	0
Bell	1	30	30.0	30	0
Robinson	1	20	20.0	20	0
Carroccio LG	1	7	7.0	7	0
Norton	1	0	0.0	0	0
<b>Eagles</b>	<b>16</b>	<b>302</b>	<b>18.9</b>	<b>42t</b>	<b>2</b>
<b>Opponents</b>	<b>24</b>	<b>228</b>	<b>9.5</b>	<b>53</b>	<b>0</b>

Punting	No.	Yds	Avg	Net	TB	Lg	B
Burk	61	2615	42.9	39.2	1	75	0
<b>Eagles</b>	<b>61</b>	<b>2615</b>	<b>42.9</b>	<b>39.2</b>	<b>1</b>	<b>75</b>	<b>0</b>
<b>Opponents</b>	<b>74</b>	<b>2890</b>	<b>39.1</b>	<b>37.5</b>	<b>1</b>	<b>54</b>	<b>1</b>

Punt Returns	Ret	FC	Yds	Avg	Lg	TD
Norton	20	na	33	1.7	13	0
Bawel	15	na	32	2.1	17	0
Giancanelli	5	na	30	6.0	15	0
Hudson	1	na	0	0.0	0	0
<b>Eagles</b>	<b>41</b>	<b>na</b>	<b>95</b>	<b>2.3</b>	<b>17</b>	<b>0</b>
<b>Opponents</b>	<b>36</b>	<b>na</b>	<b>206</b>	<b>5.7</b>	<b>66t</b>	<b>1</b>

Kickoff Returns	No.	Yds	Avg	Lg	TD
Giancanelli	11	267	24.3	29	0
Bawel	8	169	21.1	41	0
Norton	8	281	35.1	96t	1
Wegert	4	87	21.8	28	0
Snyder	3	34	11.3	14	0
Goode LG	2	36	18.0	20	0
Goode TM	2	36	18.0	20	0
Ledbetter	1	21	21.0	21	0
Sharkey TM	1	11	11.0	11	0
Taliaferro	1	16	16.0	16	0
<b>Eagles</b>	<b>39</b>	<b>922</b>	<b>23.6</b>	<b>96t</b>	<b>1</b>
<b>Opponents</b>	<b>40</b>	<b>987</b>	<b>24.7</b>	<b>61</b>	<b>0</b>



SCHEDULE & RESULTS (7-4-1)				
S-26	W	28-10	Cleveland	26,546
O-03	W	35-16	at Chicago Cardinals	17,084
O-09	W	24-22	Pittsburgh	37,322
O-17	W	49-21	at Washington	22,051
O-23	L	7-17	at Pittsburgh	39,075
O-30	L	14-37	Green Bay	25,378
N-07	W	30-14	Chicago Cardinals	21,963
N-14	L	14-27	at New York	46,565
N-21	L	0-6	at Cleveland	41,537
N-28	W	41-33	Washington	18,517
D-05	T	13-13	at Detroit	54,939
D-12	W	29-14	New York	28,449

TEAM STATS	EAGLES	OPP
<b>Total First Downs</b>	<b>221</b>	<b>171</b>
Rushing	66	64
Passing	139	84
Penalty	16	23
<b>3rd Down: Made/Att</b>	<b>na</b>	<b>na</b>
3rd Down Pct.	na	na
<b>4th Down: Made/Att</b>	<b>na</b>	<b>na</b>
4th Down Pct.	na	na
<b>Possession Avg.</b>	<b>na</b>	<b>na</b>
<b>Total Net Yards</b>	<b>3803</b>	<b>2747</b>
Avg. Per Game	316.9	228.9
Total Plays	802	699
Avg. Per Play	4.7	3.9
<b>Net Yards Rushing</b>	<b>1196</b>	<b>1063</b>
Avg. Per Game	99.7	88.6
Total Rushes	401	354
<b>Net Yards Passing</b>	<b>2607</b>	<b>1684</b>
Avg. Per Game	217.3	140.3
Sacked/Yards Lost	375	346
Gross Yards	2982	2030
Att./Completions	401/206	345/143
Completion Pct.	51.4	41.4
Had Intercepted	30	28
<b>Punts/Average</b>	<b>73/40.0</b>	<b>71/42.3</b>
<b>Net Punting Avg.</b>	<b>73/34.7</b>	<b>71/38.2</b>
<b>Penalties/Yards</b>	<b>85/874</b>	<b>58/589</b>
<b>Fumbles/Ball Lost</b>	<b>38/22</b>	<b>32/22</b>
<b>Touchdowns</b>	<b>39</b>	<b>27</b>
Rushing	4	8
Passing	33	13
Returns	2	6

Score By Periods	Q1	Q2	Q3	Q4	OT	Pts
Eagles	51	93	69	71	0	284
Opponents	52	43	95	40	0	230

Passing	Att	Cmp	Yds	Cmp%	Y/A
Burk	231	123	1740	53.2	7.53
Thomason	170	83	1242	48.8	7.31
<b>Eagles</b>	<b>401</b>	<b>206</b>	<b>2982</b>	<b>51.4</b>	<b>7.44</b>
<b>Opponents</b>	<b>345</b>	<b>143</b>	<b>2030</b>	<b>41.4</b>	<b>5.88</b>

Scoring	TD	Ru	Pa	Rt	PAT	FG	2Pt	Pts
Walston	11	0	11	0	36/39	4/10	0	114
Pihos	10	0	10	0			0	60
Giancanelli	4	0	4	0			0	24
Ledbetter	4	1	3	0			0	24
Williams	4	1	3	0			0	24
Moselle	3	1	2	0			0	18
Norton	1	0	0	1			0	6
Willey	1	0	0	1			0	6
Worden	1	1	0	0			0	6
Team (s)	0	0	0	0			0	2
<b>Eagles</b>	<b>39</b>	<b>4</b>	<b>33</b>	<b>2</b>	<b>36/39</b>	<b>4/10</b>	<b>0</b>	<b>284</b>
<b>Opponents</b>	<b>27</b>	<b>8</b>	<b>13</b>	<b>6</b>	<b>25/27</b>	<b>13/28</b>	<b>0</b>	<b>230</b>

Rushing	No.	Yds	Avg	Lg	TD
Parmer	119	408	3.4	24	0
Ledbetter	81	241	3.0	14	1
Williams	47	183	3.9	33	1
Worden	58	128	2.2	12	1
Moselle	29	114	3.9	14	1
Giancanelli	33	47	1.4	11	0
Thomason	10	45	4.5	19	0
Burk	15	18	1.2	15	0
Johnson	7	16	2.3	11	0
Pihos	1	-1	-1.0	-1	0
Norton	1	-3	-3.0	-3	0
<b>Eagles</b>	<b>401</b>	<b>1196</b>	<b>3.0</b>	<b>33</b>	<b>4</b>
<b>Opponents</b>	<b>354</b>	<b>1063</b>	<b>3.0</b>	<b>50t</b>	<b>8</b>

Receiving	No.	Yds	Avg	Lg	TD
Pihos	60	872	14.5	34	10
Williams	44	668	15.2	84t	3
Walston	31	581	18.7	75t	11
Moselle	17	242	14.2	38t	2
Ledbetter	15	192	12.8	48t	3
Giancanelli	14	195	13.9	50t	4
Parmer	12	40	3.3	16	0
Worden	7	63	9.0	23	0
Luft	3	59	19.7	30	0
Willey	2	50	25.0	37	0
Johnson	1	20	20.0	20	0
<b>Eagles</b>	<b>206</b>	<b>2982</b>	<b>14.5</b>	<b>84t</b>	<b>33</b>
<b>Opponents</b>	<b>143</b>	<b>2030</b>	<b>14.2</b>	<b>72t</b>	<b>13</b>

TD	TD%	Int	Int%	Lg	Sk/Lost	Rat
23	10.0	17	7.4	84t	na/183	80.4
10	5.9	13	7.6	63	na/192	60.9
<b>33</b>	<b>8.2</b>	<b>30</b>	<b>7.5</b>	<b>84t</b>	<b>na/375</b>	<b>72.1</b>
<b>13</b>	<b>3.8</b>	<b>28</b>	<b>8.1</b>	<b>72t</b>	<b>na/346</b>	<b>39.9</b>

INTs	No.	Yds	Avg	Lg	TD
Hudson	8	89	11.1	32	0
Norton	5	110	22.0	69t	1
Robinson	4	41	10.3	18	0
Kilroy	4	29	7.3	19	0
Dowda	2	34	17.0	34	0
Barni	2	0	0.0	0	0
Richardson	1	10	10.0	10	0
Bednarik	1	9	9.0	9	0
Sharkey	1	4	4.0	4	0
<b>Eagles</b>	<b>28</b>	<b>326</b>	<b>11.6</b>	<b>69t</b>	<b>1</b>
<b>Opponents</b>	<b>30</b>	<b>476</b>	<b>15.9</b>	<b>59t</b>	<b>2</b>

Punting	No.	Yds	Avg	Net	TB	Lg	B
Burk	73	2918	40.0	34.7	4	58	0
<b>Eagles</b>	<b>73</b>	<b>2918</b>	<b>40.0</b>	<b>34.7</b>	<b>4</b>	<b>58</b>	<b>0</b>
<b>Opponents</b>	<b>71</b>	<b>3006</b>	<b>42.3</b>	<b>38.2</b>	<b>1</b>	<b>72</b>	<b>0</b>

Punt Returns	Ret	FC	Yds	Avg	Lg	TD
Williams	23	na	153	6.7	25	0
Norton	21	na	89	4.2	18	0
Bednarik	2	na	26	13.0	24	0
Barni	1	na	0	0.0	0	0
Cifelli TM	1	na	0	0.0	0	0
Sharkey	1	na	5	5.0	5	0
<b>Eagles</b>	<b>49</b>	<b>na</b>	<b>273</b>	<b>5.6</b>	<b>25</b>	<b>0</b>
<b>Opponents</b>	<b>49</b>	<b>na</b>	<b>304</b>	<b>6.2</b>	<b>59t</b>	<b>1</b>

Kickoff Returns	No.	Yds	Avg	Lg	TD
Giancanelli	17	387	22.8	33	0
Ledbetter	8	175	21.9	38	0
Moselle	7	149	21.3	27	0
Johnson	6	152	25.3	34	0
Bednarik	3	40	13.3	21	0
Snyder	2	18	9.0	13	0
Roffler	1	19	19.0	19	0
Stevens	1	6	6.0	6	0
<b>Eagles</b>	<b>45</b>	<b>946</b>	<b>21.0</b>	<b>38</b>	<b>0</b>
<b>Opponents</b>	<b>52</b>	<b>1235</b>	<b>23.8</b>	<b>99t</b>	<b>2</b>



SCHEDULE & RESULTS (7-4-1)				
S-27	L	21-31	at San Francisco	27,819
O-02	T	21-21	Washington	19,099
O-10	L	13-37	at Cleveland	45,802
O-17	W	23-7	Pittsburgh	18,681
O-25	W	56-17	at Chicago Cardinals	22,064
N-01	W	35-7	at Pittsburgh	27,547
N-08	W	30-7	New York	24,331
N-15	W	45-14	Baltimore	27,813
N-21	W	38-0	Chicago Cardinals	19,402
N-29	L	28-37	at New York	20,294
D-06	L	0-10	at Washington	21,579
D-13	W	42-27	Cleveland	38,654

TEAM STATS	EAGLES	OPP
<b>Total First Downs</b>	<b>256</b>	<b>186</b>
Rushing	97	69
Passing	144	98
Penalty	15	19
<b>3rd Down: Made/Att</b>	<b>na</b>	<b>na</b>
3rd Down Pct.	na	na
<b>4th Down: Made/Att</b>	<b>na</b>	<b>na</b>
4th Down Pct.	na	na
<b>Possession Avg.</b>	<b>na</b>	<b>na</b>
<b>Total Net Yards</b>	<b>4811</b>	<b>2998</b>
Avg. Per Game	400.9	249.8
Total Plays	848	705
Avg. Per Play	5.7	4.3
<b>Net Yards Rushing</b>	<b>1722</b>	<b>1117</b>
Avg. Per Game	143.5	93.1
Total Rushes	410	331
<b>Net Yards Passing</b>	<b>3089</b>	<b>1881</b>
Avg. Per Game	257.4	156.8
Sacked/Yards Lost	268	408
Gross Yards	3357	2289
Att./Completions	438/224	374/167
Completion Pct.	51.1	44.7
Had Intercepted	31	24
<b>Punts/Average</b>	<b>53/42.4</b>	<b>79/42.5</b>
<b>Net Punting Avg.</b>	<b>53/37.2</b>	<b>79/38.6</b>
<b>Penalties/Yards</b>	<b>84/779</b>	<b>63/606</b>
<b>Fumbles/Ball Lost</b>	<b>37/15</b>	<b>27/17</b>
<b>Touchdowns</b>	<b>49</b>	<b>27</b>
Rushing	22	6
Passing	25	17
Returns	2	4
<b>Score By Periods</b>	<b>Q1 Q2 Q3 Q4 OT Pts</b>	
Eagles	72 94 68 118 0	352
Opponents	54 41 48 72 0	215

Passing	Att	Cmp	Yds	Cmp%	Y/A	TD	TD%	Int	Int%	Lg	Sk/Lost	Rat
Thomason	304	162	2462	53.3	8.10	21	6.9	20	6.6	62t	na/129	75.9
Burk	119	56	788	47.1	6.62	4	3.4	9	7.6	61	na/120	48.6
Gambold	14	6	107	42.9	7.64	0	0.0	2	14.3	41	na/19	30.1
Ziegler	1	0	0	0.0	0.00	0	0.0	0	0.0	0	0/0	39.6
<b>Eagles</b>	<b>438</b>	<b>224</b>	<b>3357</b>	<b>51.1</b>	<b>7.66</b>	<b>25</b>	<b>5.7</b>	<b>31</b>	<b>7.1</b>	<b>62t</b>	<b>na/268</b>	<b>66.2</b>
<b>Opponents</b>	<b>374</b>	<b>167</b>	<b>2289</b>	<b>44.7</b>	<b>6.12</b>	<b>17</b>	<b>4.5</b>	<b>24</b>	<b>6.4</b>	<b>66t</b>	<b>na/408</b>	<b>53.2</b>

Scoring	TD	Ru	Pa	Rt	PAT	FG	2Pt	Pts
Walston	5	0	5	0	45/48	4/13	0	87
Pihos	10	0	10	0			0	60
Johnson	7	5	2	0			0	42
Giancanelli	6	1	5	0			0	36
Ziegler	5	5	0	0			0	30
Williams	4	3	1	0			0	24
Burk	3	3	0	0			0	18
Ledbetter	3	1	2	0			0	18
Parmer	2	2	0	0			0	12
Bednarik	1	0	0	1			0	6
Brewer	1	1	0	0			0	6
Scott	1	0	0	1			0	6
Thomason	1	1	0	0			0	6
Pollard	0	0	0	0	1/1	0/2	0	1
<b>Eagles</b>	<b>49</b>	<b>22</b>	<b>25</b>	<b>2</b>	<b>46/49</b>	<b>4/15</b>	<b>0</b>	<b>352</b>
<b>Opponents</b>	<b>27</b>	<b>6</b>	<b>17</b>	<b>4</b>	<b>26/27</b>	<b>9/18</b>	<b>0</b>	<b>215</b>

Rushing	No.	Yds	Avg	Lg	TD
Johnson	83	439	5.3	66t	5
Williams	61	345	5.7	48t	3
Ziegler	83	320	3.9	52	5
Parmer	38	158	4.2	45	2
Giancanelli	44	131	3.0	30	1
Ledbetter	41	120	2.9	32	1
Brewer	17	85	5.0	19	1
Burk	8	54	6.8	32t	3
Pollard	23	44	1.9	11	0
Thomason	9	23	2.6	20	1
Stringer	1	5	5.0	5	0
Gambold	2	-2	-1.0	0	0
<b>Eagles</b>	<b>410</b>	<b>1722</b>	<b>4.2</b>	<b>66t</b>	<b>22</b>
<b>Opponents</b>	<b>331</b>	<b>1117</b>	<b>3.4</b>	<b>40</b>	<b>6</b>

Receiving	No.	Yds	Avg	Lg	TD
Pihos	63	1049	16.7	59	10
Walston	41	750	18.3	62t	5
Williams	31	438	14.1	40	1
Giancanelli	20	346	17.3	47t	5
Ziegler	15	211	14.1	43	0
Parmer	14	89	6.4	15	0
Ledbetter	13	137	10.5	34t	2
Johnson	12	227	18.9	41	2
Pollard	7	33	4.7	24	0
Brewer	4	43	10.8	16	0
Schnelker	4	34	8.5	12	0
<b>Eagles</b>	<b>224</b>	<b>3357</b>	<b>15.0</b>	<b>62t</b>	<b>25</b>
<b>Opponents</b>	<b>167</b>	<b>2289</b>	<b>13.7</b>	<b>66t</b>	<b>17</b>

INTs	No.	Yds	Avg	Lg	TD
Brookshier	8	41	5.1	22	0
Bednarik	6	116	19.3	41	1
Craft	4	46	11.5	27	0
Hudson	3	74	24.7	42	0
Van Buren	1	13	13.0	13	0
Stringer	1	7	7.0	7	0
Jarmoluk	1	2	2.0	2	0
<b>Eagles</b>	<b>24</b>	<b>299</b>	<b>12.5</b>	<b>42</b>	<b>1</b>
<b>Opponents</b>	<b>31</b>	<b>351</b>	<b>11.3</b>	<b>39</b>	<b>1</b>

Punting	No.	Yds	Avg	Net	TB	Lg	B
Burk	41	1765	43.0	39.3	0	66	0
Bednarik	12	483	40.3	38.1	0	54	0
<b>Eagles</b>	<b>53</b>	<b>2248</b>	<b>42.4</b>	<b>37.2</b>	<b>1</b>	<b>66</b>	<b>0</b>
<b>Opponents</b>	<b>79</b>	<b>3354</b>	<b>42.5</b>	<b>38.6</b>	<b>7</b>	<b>64</b>	<b>0</b>

Punt Returns	Ret	FC	Yds	Avg	Lg	TD
Pollard	20	na	106	5.3	20	0
Williams	15	na	25	1.7	8	0
Johnson	5	na	14	2.8	14	0
Giancanelli	4	na	11	2.8	11	0
Hudson	2	na	10	5.0	10	0
<b>Eagles</b>	<b>46</b>	<b>na</b>	<b>166</b>	<b>3.6</b>	<b>20</b>	<b>0</b>
<b>Opponents</b>	<b>45</b>	<b>na</b>	<b>257</b>	<b>5.7</b>	<b>54</b>	<b>0</b>

Kickoff Returns	No.	Yds	Avg	Lg	TD
Williams	14	343	24.5	62	0
Pollard	13	301	23.2	49	0
Johnson	4	69	17.3	26	0
Giancanelli	2	45	22.5	38	0
Hudson	1	0	0.0	0	0
Parmer	1	18	18.0	18	0
Scott	1	0	0.0	0	0
Stringer	1	11	11.0	11	0
<b>Eagles</b>	<b>37</b>	<b>787</b>	<b>21.3</b>	<b>62</b>	<b>0</b>
<b>Opponents</b>	<b>49</b>	<b>1208</b>	<b>24.7</b>	<b>104t</b>	<b>1</b>



SCHEDULE & RESULTS (7-5)					
S-28	W	31-25	at Pittsburgh	22,501	
O-04	L	7-31	New York	22,512	
O-12	W	26-21	Pittsburgh	18,648	
O-19	L	7-49	Cleveland	27,874	
O-26	W	14-10	at New York	21,458	
N-02	L	10-12	at Green Bay	10,149	
N-09	W	38-20	Washington	16,932	
N-16	W	10-7	Chicago Cardinals	18,406	
N-23	W	28-20	at Cleveland	28,948	
N-30	L	22-28	at Chicago Cardinals	13,577	
D-07	W	38-21	Dallas Texans	18,376	
D-14	L	21-27	at Washington	22,468	

TEAM STATS	EAGLES	OPP
<b>Total First Downs</b>	<b>181</b>	<b>187</b>
Rushing	72	81
Passing	98	93
Penalty	11	13
<b>3rd Down: Made/Att</b>	<b>na</b>	<b>na</b>
3rd Down Pct.	na	na
<b>4th Down: Made/Att</b>	<b>na</b>	<b>na</b>
4th Down Pct.	na	na
<b>Possession Avg.</b>	<b>na</b>	<b>na</b>
<b>Total Net Yards</b>	<b>3335</b>	<b>3150</b>
Avg. Per Game	277.9	262.5
Total Plays	795	751
Avg. Per Play	4.2	4.2
<b>Net Yards Rushing</b>	<b>1370</b>	<b>1396</b>
Avg. Per Game	114.2	116.3
Total Rushes	434	408
<b>Net Yards Passing</b>	<b>1965</b>	<b>1754</b>
Avg. Per Game	163.8	146.2
Sacked/Yards Lost	307	410
Gross Yards	2272	2164
Att./Completions	361/154	343/157
Completion Pct.	42.7	45.8
Had Intercepted	19	20
<b>Punts/Average</b>	<b>83/40.2</b>	<b>88/41.3</b>
<b>Net Punting Avg.</b>	<b>83/33.1</b>	<b>88/35.0</b>
<b>Penalties/Yards</b>	<b>80/747</b>	<b>74/699</b>
<b>Fumbles/Ball Lost</b>	<b>43/22</b>	<b>36/19</b>
<b>Touchdowns</b>	<b>31</b>	<b>38</b>
Rushing	10	10
Passing	13	19
Returns	8	9

Score By Periods	Q1	Q2	Q3	Q4	OT	Pts
Eagles	79	68	40	65	0	252
Opponents	44	85	72	70	0	271

Passing	Att	Cmp	Yds	Cmp%	Y/A	TD	TD%	Int	Int%	Lg	Sk/Lost	Rat
Thomason	212	95	1334	44.8	6.29	8	3.8	9	4.2	44	na/172	60.5
Burk	82	37	561	45.1	6.84	4	4.9	5	6.1	84t	na/108	59.0
Enke	67	22	377	32.8	5.63	1	1.5	5	7.5	65	na/27	26.8
<b>Eagles</b>	<b>361</b>	<b>154</b>	<b>2272</b>	<b>42.7</b>	<b>6.29</b>	<b>13</b>	<b>3.6</b>	<b>19</b>	<b>5.3</b>	<b>84t</b>	<b>na/307</b>	<b>53.9</b>
<b>Opponents</b>	<b>343</b>	<b>157</b>	<b>2164</b>	<b>45.8</b>	<b>6.31</b>	<b>19</b>	<b>5.5</b>	<b>20</b>	<b>5.8</b>	<b>63t</b>	<b>na/410</b>	<b>60.7</b>

Scoring	TD	Ru	Pa	Rt	PAT	FG	2Pt	Pts
Walston	3	0	3	0	31/31	11/20	0	82
Grant	7	0	7	0			0	42
Ziegler	4	2	2	0			0	24
Goldston	3	3	0	0			0	18
Brewer	2	2	0	0			0	12
Huzvar	2	2	0	0			0	12
Jarmoluk	2	0	0	2			0	12
Pihos	2	0	1	1			0	12
Van Buren (s)	1	0	0	1			0	8
Bawel	1	0	0	1			0	6
Craft	1	0	0	1			0	6
Ferris LG	1	1	0	0			0	6
Pollard	1	1	0	0			0	6
Sears	1	0	0	1			0	6
Stevens	1	0	0	1			0	6
<b>Eagles</b>	<b>31</b>	<b>10</b>	<b>13</b>	<b>8</b>	<b>31/31</b>	<b>11/20</b>	<b>0</b>	<b>252</b>
<b>Opponents</b>	<b>38</b>	<b>10</b>	<b>19</b>	<b>9</b>	<b>31/38</b>	<b>4/14</b>	<b>0</b>	<b>271</b>

Rushing	No.	Yds	Avg	Lg	TD
Huzvar	105	349	3.3	26	2
Goldston	65	210	3.2	20	3
Brewer	50	188	3.8	71t	2
Pollard	55	186	3.4	23	1
Ziegler	67	172	2.6	12	2
Stevens	33	95	2.9	36	0
Thomason	17	88	5.2	23	0
Burk	7	28	4.0	12	0
Enke	14	25	1.8	12	0
Parmer	12	23	1.9	8	0
Ferris LG	11	22	2.0	11t	1
Stringer	2	5	2.5	3	0
Van Buren	7	1	0.1	6	0
<b>Eagles</b>	<b>434</b>	<b>1370</b>	<b>3.2</b>	<b>71t</b>	<b>10</b>
<b>Opponents</b>	<b>408</b>	<b>1396</b>	<b>3.4</b>	<b>40</b>	<b>10</b>

Receiving	No.	Yds	Avg	Lg	TD
Grant	56	997	17.8	84t	7
Walston	26	469	18.0	65	3
Stevens	13	174	13.4	39	0
Huzvar	13	37	2.8	12	0
Pihos	12	219	18.3	47	1
Ziegler	8	120	15.0	37	2
Pollard	8	59	7.4	14	0
Brewer	5	19	3.8	12	0
Van Buren	4	73	18.3	38	0
Bawel	2	60	30.0	52	0
Enke	2	19	9.5	18	0
Goldston	2	12	6.0	8	0
Parmer	2	10	5.0	8	0
Ferris LG	1	8	8.0	8	0
Stringer	1	4	4.0	4	0
<b>Eagles</b>	<b>154</b>	<b>2272</b>	<b>14.8</b>	<b>84t</b>	<b>13</b>
<b>Opponents</b>	<b>157</b>	<b>2164</b>	<b>13.8</b>	<b>63t</b>	<b>19</b>

TD	TD%	Int	Int%	Lg	Sk/Lost	Rat
8	3.8	9	4.2	44	na/172	60.5
4	4.9	5	6.1	84t	na/108	59.0
1	1.5	5	7.5	65	na/27	26.8
<b>13</b>	<b>3.6</b>	<b>19</b>	<b>5.3</b>	<b>84t</b>	<b>na/307</b>	<b>53.9</b>
<b>19</b>	<b>5.5</b>	<b>20</b>	<b>5.8</b>	<b>63t</b>	<b>na/410</b>	<b>60.7</b>

INTs	No.	Yds	Avg	Lg	TD
Bawel	8	121	15.1	35	0
Sutton	3	54	18.0	30	0
Jarmoluk	2	48	24.0	45t	1
Bednarik	2	14	7.0	12	0
Craft	1	32	32.0	32t	1
Sears	1	9	9.0	9t	1
Stringer	1	9	9.0	9	0
Scott TM	1	0	0.0	0	0
Willey	1	0	0.0	0	0
Ferris LG	0	3	--	3	0
Ferris TM	0	3	--	3	0
<b>Eagles</b>	<b>20</b>	<b>290</b>	<b>14.5</b>	<b>45t</b>	<b>3</b>
<b>Opponents</b>	<b>19</b>	<b>187</b>	<b>9.8</b>	<b>38t</b>	<b>1</b>

Punting	No.	Yds	Avg	Net	TB	Lg	B
Burk	83	3335	40.2	33.1	1	68	2
<b>Eagles</b>	<b>83</b>	<b>3335</b>	<b>40.2</b>	<b>33.1</b>	<b>1</b>	<b>68</b>	<b>2</b>
<b>Opponents</b>	<b>88</b>	<b>3630</b>	<b>41.3</b>	<b>35.0</b>	<b>5</b>	<b>63</b>	<b>0</b>

Punt Returns	Ret	FC	Yds	Avg	Lg	TD
Bawel	34	na	261	7.7	52t	1
Stevens	16	na	172	10.8	56t	1
Ferris LG	2	na	11	5.5	11	0
Walston	2	na	13	6.5	13	0
Van Buren	1	na	0	0.0	0	0
<b>Eagles</b>	<b>53</b>	<b>na</b>	<b>446</b>	<b>8.4</b>	<b>56t</b>	<b>2</b>
<b>Opponents</b>	<b>55</b>	<b>na</b>	<b>571</b>	<b>10.4</b>	<b>74t</b>	<b>1</b>

Kickoff Returns	No.	Yds	Avg	Lg	TD
Pollard	21	528	25.1	66	0
Stevens	16	433	27.1	51	0
Ziegler	4	82	20.5	27	0
Ferris LG	3	76	25.3	30	0
Parmer	2	33	16.5	17	0
Craft	1	18	18.0	18	0
Sears	1	45	45.0	45	0
Stringer	1	22	22.0	22	0
Van Buren	1	12	12.0	12	0
<b>Eagles</b>	<b>47</b>	<b>1173</b>	<b>25.0</b>	<b>66</b>	<b>0</b>
<b>Opponents</b>	<b>44</b>	<b>1111</b>	<b>25.3</b>	<b>93t</b>	<b>2</b>



SCHEDULE & RESULTS (4-8) table with columns for game date, opponent, score, and location.

TEAM STATS table with columns for TEAM, EAGLES, and OPP. Rows include Total First Downs, Rushing, Passing, etc.

Score By Periods table with columns for Q1, Q2, Q3, Q4, OT, and Pts.

Passing table with columns for Att, Cmp, Yds, Cmp%, Y/A, TD, TD%, Int, Int%, Lg, Sk/Lost, Rat.

Scoring table with columns for TD, Ru, Pa, Rt, PAT, FG, 2Pt, Pts.

Rushing table with columns for No., Yds, Avg, Lg, TD.

Receiving table with columns for No., Yds, Avg, Lg, TD.

TD, TD%, Int, Int%, Lg, Sk/Lost, Rat table for opponents.

INTs table with columns for No., Yds, Avg, Lg, TD.

Punting table with columns for No., Yds, Avg, Net, TB, Lg, B.

Punt Returns table with columns for Ret, FC, Yds, Avg, Lg, TD.

Kickoff Returns table with columns for No., Yds, Avg, Lg, TD.



SCHEDULE & RESULTS (6-6)

S-16	L	10-35	Cleveland	71,237
S-24	W	45-7	at Chicago Cardinals	24,914
O-07	W	56-20	Los Angeles	24,134
O-15	W	24-14	at Baltimore	14,413
O-22	W	17-10	at Pittsburgh	35,662
O-29	W	35-3	Washington	33,707
N-05	L	7-9	Pittsburgh	24,629
N-12	W	33-0	at Washington	29,407
N-19	L	10-14	Chicago Cardinals	28,368
N-26	L	3-7	at NY Giants	24,093
D-03	L	7-13	at Cleveland	37,490
D-10	L	7-9	New York Giants	26,440

TEAM STATS		EAGLES		OPP	
<b>Total First Downs</b>		<b>231</b>		<b>141</b>	
Rushing		142		66	
Passing		79		65	
Penalty		10		10	
<b>3rd Down: Made/Att</b>		<b>na</b>		<b>na</b>	
3rd Down Pct.		na		na	
<b>4th Down: Made/Att</b>		<b>na</b>		<b>na</b>	
4th Down Pct.		na		na	
<b>Possession Avg.</b>		<b>na</b>		<b>na</b>	
<b>Total Net Yards</b>		<b>4014</b>		<b>3049</b>	
Avg. Per Game		334.5		254.1	
Total Plays		866		668	
Avg. Per Play		4.6		4.6	
<b>Net Yards Rushing</b>		<b>2328</b>		<b>1603</b>	
Avg. Per Game		194.0		133.6	
Total Rushes		581		391	
<b>Net Yards Passing</b>		<b>1686</b>		<b>1446</b>	
Avg. Per Game		140.5		120.5	
Sacked/Yards Lost		150		175	
Gross Yards		1836		1621	
Att./Completions		285/121		277/102	
Completion Pct.		42.5		36.8	
Had Intercepted		28		31	
<b>Punts/Average</b>		<b>56/41.4</b>		<b>77/38.9</b>	
<b>Net Punting Avg.</b>		<b>56/33.0</b>		<b>77/33.2</b>	
<b>Penalties/Yards</b>		<b>63/612</b>		<b>73/590</b>	
<b>Fumbles/Ball Lost</b>		<b>32/15</b>		<b>32/17</b>	
<b>Touchdowns</b>		<b>33</b>		<b>17</b>	
Rushing		13		5	
Passing		15		10	
Returns		5		2	

Score By Periods	Q1	Q2	Q3	Q4	OT	Pts
Eagles	47	80	48	79	0	254
Opponents	43	20	57	21	0	141

Passing	Att	Cmp	Yds	Cmp%	Y/A	TD	TD%	Int	Int%	Lg	Sk/Lost	Rat
Thompson	239	107	1608	44.8	6.73	11	4.6	22	9.2	75	na/142	44.4
Mackrides	46	14	228	30.4	4.96	4	8.7	6	13.0	59	na/8	37.5
<b>Eagles</b>	<b>285</b>	<b>121</b>	<b>1836</b>	<b>42.5</b>	<b>6.44</b>	<b>15</b>	<b>5.3</b>	<b>28</b>	<b>9.8</b>	<b>75</b>	<b>na/150</b>	<b>42.3</b>
<b>Opponents</b>	<b>277</b>	<b>102</b>	<b>1621</b>	<b>36.8</b>	<b>5.85</b>	<b>10</b>	<b>3.6</b>	<b>31</b>	<b>11.2</b>	<b>69t</b>	<b>na/175</b>	<b>29.6</b>

Scoring	TD	Ru	Pa	Rt	PAT	FG	2Pt	Pts
Patton	0	0	0	0	32/33	8/17	0	56
Parmer	8	7	1	0			0	48
Pihos	6	0	6	0			0	36
Van Buren	4	4	0	0			0	24
Ferrante	3	0	3	0			0	18
Ledbetter	3	1	2	0			0	18
Ziegler	3	1	2	0			0	18
Armstrong	1	0	1	0			0	6
Craft	1	0	0	1			0	6
Green	1	0	0	1			0	6
Muha	1	0	0	1	0/0	0/5	0	6
Reagan	1	0	0	1			0	6
Willey	1	0	0	1			0	6
<b>Eagles</b>	<b>33</b>	<b>13</b>	<b>15</b>	<b>5</b>	<b>32/33</b>	<b>8/22</b>	<b>0</b>	<b>254</b>
<b>Opponents</b>	<b>17</b>	<b>5</b>	<b>10</b>	<b>2</b>	<b>15/16</b>	<b>8/18</b>	<b>0</b>	<b>141</b>

Rushing	No.	Yds	Avg	Lg	TD
Ziegler	172	733	4.3	52	1
Van Buren	188	629	3.3	41	4
Ledbetter	67	320	4.8	23	1
Parmer	60	203	3.4	27	7
Myers	29	159	5.5	42	0
Mackrides	21	82	3.9	18	0
Reagan	3	55	18.3	40	0
Craft	8	52	6.5	19	0
Scott	13	46	3.5	22	0
Thompson	15	34	2.3	7	0
Boedeker LG	8	16	2.0	8	0
McHugh	4	14	3.5	5	0
Sandifer LG	1	3	3.0	3	0
Sutton	1	1	1.0	1	0
<b>Eagles</b>	<b>581</b>	<b>2328</b>	<b>4.0</b>	<b>52</b>	<b>13</b>
<b>Opponents</b>	<b>391</b>	<b>1603</b>	<b>4.1</b>	<b>74</b>	<b>5</b>

Receiving	No.	Yds	Avg	Lg	TD
Pihos	38	447	11.8	43	6
Ferrante	35	588	16.8	75	3
Ziegler	13	216	16.6	48t	2
Myers	12	204	17.0	39	0
Armstrong	8	124	15.5	36	1
Parmer	6	103	17.2	59	1
Ledbetter	4	81	20.3	29	2
Van Buren	2	34	17.0	29	0
Hix	2	25	12.5	20	0
Craft	1	14	14.0	14	0
Boedeker LG	1	10	10.0	10	0
<b>Eagles</b>	<b>121</b>	<b>1836</b>	<b>15.2</b>	<b>75</b>	<b>15</b>
<b>Opponents</b>	<b>102</b>	<b>1621</b>	<b>15.9</b>	<b>69t</b>	<b>10</b>

INTs	No.	Yds	Avg	Lg	TD
Sutton	8	67	8.4	32	0
Craft	7	70	10.0	29	0
Reagan	4	132	33.0	47	1
McHugh	4	34	8.5	27	0
Armstrong	3	4	1.3	4	0
Muha	2	40	20.0	21	1
Sandifer LG	2	27	13.5	27	0
Willey	1	41	41.0	41t	1
Bednarik	1	9	9.0	9	0
Wojciechowicz	1	4	4.0	4	0
<b>Eagles</b>	<b>31</b>	<b>401</b>	<b>12.9</b>	<b>47</b>	<b>3</b>
<b>Opponents</b>	<b>28</b>	<b>289</b>	<b>10.3</b>	<b>36</b>	<b>1</b>

Punting	No.	Yds	Avg	Net	TB	Lg	B
Reagan	54	2270	42.0	34.2	3	68	0
Muha	2	48	24.0	24.0	0	48	1
<b>Eagles</b>	<b>56</b>	<b>2318</b>	<b>41.4</b>	<b>33.0</b>	<b>4</b>	<b>68</b>	<b>1</b>
<b>Opponents</b>	<b>77</b>	<b>2995</b>	<b>38.9</b>	<b>33.2</b>	<b>2</b>	<b>60</b>	<b>1</b>

Punt Returns	Ret	FC	Yds	Avg	Lg	TD
Craft	19	na	113	5.9	13	0
Sandifer LG	15	na	155	10.3	39	0
Sandifer TM	15	na	155	10.3	39	0
Sutton	9	na	75	8.3	14	0
Reagan	6	na	38	6.3	12	0
Boedeker LG	5	na	49	9.8	12	0
Ziegler	3	na	20	6.7	12	0
<b>Eagles</b>	<b>52</b>	<b>na</b>	<b>401</b>	<b>7.7</b>	<b>39</b>	<b>0</b>
<b>Opponents</b>	<b>32</b>	<b>na</b>	<b>392</b>	<b>12.3</b>	<b>82t</b>	<b>1</b>

Kickoff Returns	No.	Yds	Avg	Lg	TD
Craft	10	327	32.7	103t	1
Ziegler	10	204	20.4	28	0
Sandifer LG	5	108	21.6	36	0
Sandifer TM	4	89	22.3	36	0
Van Buren	5	110	22.0	26	0
McHugh	2	45	22.5	28	0
Muha	2	28	14.0	19	0
Myers	2	25	12.5	14	0
Boedeker LG	1	20	20.0	20	0
Green	1	14	14.0	14	0
Maronic	1	4	4.0	4	0
Sutton	1	21	21.0	21	0
<b>Eagles</b>	<b>38</b>	<b>867</b>	<b>22.8</b>	<b>103t</b>	<b>1</b>
<b>Opponents</b>	<b>38</b>	<b>834</b>	<b>21.9</b>	<b>58</b>	<b>0</b>



<b>SCHEDULE &amp; RESULTS (11-1)</b>					
S-22	W	7-0	at NY Bulldogs	4,355	
O-03	W	22-14	at Detroit	20,163	
O-08	W	28-3	Chicago Cardinals	33,716	
O-16	L	21-38	at Chicago Bears	47,248	
O-23	W	49-14	Washington	28,602	
O-30	W	38-7	at Pittsburgh	37,840	
N-06	W	38-14	LA Rams	38,230	
N-13	W	44-21	at Washington	31,170	
N-20	W	42-0	NY Bulldogs	22,165	
N-27	W	34-17	Pittsburgh	22,191	
D-04	W	24-3	at NY Giants	25,446	
D-11	W	17-3	New York Giants	21,022	
<b>NFL CHAMPIONSHIP</b>					
D-18	W	14-0	at LA Rams	22,245	

<b>TEAM STATS</b>	<b>EAGLES</b>	<b>OPP</b>
<b>Total First Downs</b>	<b>243</b>	<b>148</b>
Rushing	143	60
Passing	87	68
Penalty	13	20
<b>3rd Down: Made/Att</b>	<b>na</b>	<b>na</b>
3rd Down Pct.	na	na
<b>4th Down: Made/Att</b>	<b>na</b>	<b>na</b>
4th Down Pct.	na	na
<b>Possession Avg.</b>	<b>na</b>	<b>na</b>
<b>Total Net Yards</b>	<b>4448</b>	<b>2467</b>
Avg. Per Game	370.7	205.6
Total Plays	883	656
Avg. Per Play	5.0	3.8
<b>Net Yards Rushing</b>	<b>2607</b>	<b>1217</b>
Avg. Per Game	217.3	101.4
Total Rushes	632	353
<b>Net Yards Passing</b>	<b>1824</b>	<b>1248</b>
Avg. Per Game	152.0	104.0
Sacked/Yards Lost	85	359
Gross Yards	1909	1607
Att./Completions	251/130	303/121
Completion Pct.	51.8	39.9
Had Intercepted	14	29
<b>Punts/Average</b>	<b>53/40.8</b>	<b>81/38.6</b>
<b>Net Punting Avg.</b>	<b>53/31.3</b>	<b>81/30.5</b>
<b>Penalties/Yards</b>	<b>81/729</b>	<b>62/533</b>
<b>Fumbles/Ball Lost</b>	<b>29/12</b>	<b>30/14</b>
<b>Touchdowns</b>	<b>48</b>	<b>17</b>
Rushing	25	5
Passing	18	11
Returns	5	1

<b>Score By Periods</b>	<b>Q1</b>	<b>Q2</b>	<b>Q3</b>	<b>Q4</b>	<b>OT</b>	<b>Pts</b>
Eagles	72	122	98	72	0	364
Opponents	48	24	31	31	0	134

<b>Passing</b>	<b>Att</b>	<b>Cmp</b>	<b>Yds</b>	<b>Cmp%</b>	<b>Y/A</b>	<b>TD</b>	<b>TD%</b>	<b>Int</b>	<b>Int%</b>	<b>Lg</b>	<b>Sk/Lost</b>	<b>Rat</b>
Thompson	214	116	1727	54.2	8.07	16	7.5	11	5.1	75t	na/73	84.4
Mackrides	36	14	182	38.9	5.06	2	5.6	2	5.6	37	na/12	34.5
Pritchard	1	0	0	0.0	0.00	0	0.0	1	100.0	0	0/0	0.0
<b>Eagles</b>	<b>251</b>	<b>130</b>	<b>1909</b>	<b>51.8</b>	<b>7.61</b>	<b>18</b>	<b>7.2</b>	<b>14</b>	<b>5.6</b>	<b>75t</b>	<b>na/85</b>	<b>77.6</b>
<b>Opponents</b>	<b>303</b>	<b>121</b>	<b>1607</b>	<b>39.9</b>	<b>5.30</b>	<b>11</b>	<b>3.6</b>	<b>29</b>	<b>9.6</b>	<b>63t</b>	<b>na/359</b>	<b>30.0</b>

<b>Scoring</b>	<b>TD</b>	<b>Ru</b>	<b>Pa</b>	<b>Rt</b>	<b>PAT</b>	<b>FG</b>	<b>2Pt</b>	<b>Pts</b>
Van Buren	12	11	1	0			0	72
Patton	0	0	0	0	42/43	9/18	0	69
Armstrong	5	0	5	0			0	30
Ferrante	5	0	5	0			0	30
Parmer	5	5	0	0			0	30
Pritchard	5	3	2	0			0	30
Pihos	4	0	4	0			0	24
Scott	3	1	1	1			0	18
Thompson	2	2	0	0			0	12
Muha	1	0	0	1	5/5	0/1	0	11
Craft	1	0	0	1			0	6
Mackrides	1	1	0	0			0	6
McHugh	1	0	0	1			0	6
Myers	1	1	0	0			0	6
Reagan	1	0	0	1			0	6
Ziegler	1	1	0	0			0	6
Gianelli (s)	0	0	0	0			0	2
<b>Eagles</b>	<b>48</b>	<b>25</b>	<b>18</b>	<b>5</b>	<b>47/48</b>	<b>9/19</b>	<b>0</b>	<b>364</b>
<b>Opponents</b>	<b>17</b>	<b>5</b>	<b>11</b>	<b>1</b>	<b>17/17</b>	<b>5/8</b>	<b>0</b>	<b>134</b>

<b>Rushing</b>	<b>No.</b>	<b>Yds</b>	<b>Avg</b>	<b>Lg</b>	<b>TD</b>
Van Buren	263	1146	4.4	41	11
Pritchard	84	506	6.0	77t	3
Ziegler	84	283	3.4	41	1
Parmer	66	234	3.5	34	5
Scott	40	195	4.9	39	1
Myers	48	182	3.8	12	1
Muha	3	19	6.3	13	0
Mackrides	14	17	1.2	17	1
Thompson	15	17	1.1	5	2
Craft	11	5	0.5	6	0
McHugh	2	5	2.5	5	0
Kish	2	-2	-1.0	0	0
<b>Eagles</b>	<b>632</b>	<b>2607</b>	<b>4.1</b>	<b>77t</b>	<b>25</b>
<b>Opponents</b>	<b>353</b>	<b>1217</b>	<b>3.4</b>	<b>54t</b>	<b>5</b>

<b>Receiving</b>	<b>No.</b>	<b>Yds</b>	<b>Avg</b>	<b>Lg</b>	<b>TD</b>
Ferrante	34	508	14.9	64t	5
Pihos	34	484	14.2	49	4
Armstrong	24	271	11.3	45t	5
Pritchard	8	185	23.1	75t	2
Scott	8	148	18.5	70t	1
Myers	7	98	14.0	26	0
Parmer	5	33	6.6	30	0
Van Buren	4	88	22.0	50t	1
Ziegler	3	33	11.0	24	0
Craft	1	37	37.0	37	0
Humbert	1	14	14.0	14	0
Muha	1	10	10.0	10	0
<b>Eagles</b>	<b>130</b>	<b>1909</b>	<b>14.7</b>	<b>75t</b>	<b>18</b>
<b>Opponents</b>	<b>121</b>	<b>1607</b>	<b>13.3</b>	<b>63t</b>	<b>11</b>

<b>INTs</b>	<b>No.</b>	<b>Yds</b>	<b>Avg</b>	<b>Lg</b>	<b>TD</b>
Reagan	7	146	20.9	52	0
Humbert	7	69	9.9	37	0
McHugh	6	89	14.8	36	1
Muha	2	31	15.5	28t	1
Wojciechowicz	2	26	13.0	16	0
Parmer	2	12	6.0	12	0
Craft	1	17	17.0	17	0
Ziegler	1	16	16.0	16	0
Jarmoluk LG	1	3	3.0	3	0
Jarmoluk TM	1	3	3.0	3	0
<b>Eagles</b>	<b>29</b>	<b>409</b>	<b>14.1</b>	<b>52</b>	<b>2</b>
<b>Opponents</b>	<b>14</b>	<b>241</b>	<b>17.2</b>	<b>54t</b>	<b>1</b>

<b>Punting</b>	<b>No.</b>	<b>Yds</b>	<b>Avg</b>	<b>Net</b>	<b>TB</b>	<b>Lg</b>	<b>B</b>
Muha	45	1800	40.0	31.2	6	59	0
Reagan	8	362	45.3	37.6	0	63	0
<b>Eagles</b>	<b>53</b>	<b>2162</b>	<b>40.8</b>	<b>31.3</b>	<b>6</b>	<b>63</b>	<b>0</b>
<b>Opponents</b>	<b>81</b>	<b>3127</b>	<b>38.6</b>	<b>30.5</b>	<b>4</b>	<b>64</b>	<b>5</b>

<b>Punt Returns</b>	<b>Ret</b>	<b>FC</b>	<b>Yds</b>	<b>Avg</b>	<b>Lg</b>	<b>TD</b>
Reagan	21	na	266	12.7	42	1
Pritchard	13	na	99	7.6	23	0
Scott	5	na	114	22.8	70t	1
Craft	3	na	50	16.7	19	0
McHugh	3	na	26	8.7	20	0
Ziegler	2	na	20	10.0	10	0
Muha	1	na	2	2.0	2	0
<b>Eagles</b>	<b>48</b>	<b>na</b>	<b>577</b>	<b>12.0</b>	<b>70t</b>	<b>2</b>
<b>Opponents</b>	<b>36</b>	<b>na</b>	<b>384</b>	<b>10.7</b>	<b>49</b>	<b>0</b>

<b>Kickoff Returns</b>	<b>No.</b>	<b>Yds</b>	<b>Avg</b>	<b>Lg</b>	<b>TD</b>
Van Buren	12	288	24.0	35	0
Pritchard	5	99	19.8	36	0
Green	2	33	16.5	18	0
Myers	2	27	13.5	21	0
Muha	1	20	20.0	20	0
Pihos	1	0	0.0	0	0
Scott	1	54	54.0	54	0
Ziegler	1	21	21.0	21	0
<b>Eagles</b>	<b>25</b>	<b>542</b>	<b>21.7</b>	<b>54</b>	<b>0</b>
<b>Opponents</b>	<b>53</b>	<b>1087</b>	<b>20.5</b>	<b>40</b>	<b>0</b>





SCHEDULE & RESULTS (9-2-1)						
S-24	L	14-21	at Chicago Cardinals	24,159		
O-03	T	28-28	at LA Rams	24,597		
O-10	W	45-0	New York Giants	22,804		
O-17	W	45-0	at Washington	35,580		
O-24	W	12-7	Chicago Bears	36,227		
O-31	W	34-7	at Pittsburgh	32,859		
N-07	W	35-14	at NY Giants	24,983		
N-14	W	45-0	Boston Yanks	22,958		
N-21	W	42-21	Washington	36,254		
N-28	W	17-0	Pittsburgh	22,001		
D-05	L	14-37	at Boston	9,652		
D-12	W	45-21	Detroit	15,322		
<b>NFL CHAMPIONSHIP</b>						
D-19	W	7-0	Chicago Cardinals	28,864		

TEAM STATS	EAGLES	OPP
<b>Total First Downs</b>	<b>241</b>	<b>158</b>
Rushing	119	62
Passing	99	83
Penalty	23	13
<b>3rd Down: Made/Att</b>	<b>na</b>	<b>na</b>
3rd Down Pct.	na	na
<b>4th Down: Made/Att</b>	<b>na</b>	<b>na</b>
4th Down Pct.	na	na
<b>Possession Avg.</b>	<b>na</b>	<b>na</b>
<b>Total Net Yards</b>	<b>4577</b>	<b>2967</b>
Avg. Per Game	381.4	247.3
Total Plays	829	714
Avg. Per Play	5.5	4.2
<b>Net Yards Rushing</b>	<b>2378</b>	<b>1209</b>
Avg. Per Game	198.2	100.8
Total Rushes	528	376
<b>Net Yards Passing</b>	<b>2167</b>	<b>1749</b>
Avg. Per Game	180.6	145.8
Sacked/Yards Lost	74	202
Gross Yards	2241	1951
Att./Completions	301/159	338/139
Completion Pct.	52.8	41.1
Had Intercepted	16	23
<b>Punts/Average</b>	<b>62/45.9</b>	<b>88/38.8</b>
<b>Net Punting Avg.</b>	<b>62/38.0</b>	<b>88/31.3</b>
<b>Penalties/Yards</b>	<b>86/773</b>	<b>87/860</b>
<b>Fumbles/Ball Lost</b>	<b>35/18</b>	<b>33/16</b>
<b>Touchdowns</b>	<b>50</b>	<b>22</b>
Rushing	21	5
Passing	27	14
Returns	2	3

Score By Periods	Q1	Q2	Q3	Q4	OT	Pts
Eagles	83	121	73	99	0	376
Opponents	17	56	28	55	0	156

Passing	Att	Cmp	Yds	Cmp%	Y/A	TD	TD%	Int	Int%	Lg	Sk/Lost	Rat
Thompson	246	141	1965	57.3	7.99	25	10.2	11	4.5	70t	na/74	98.4
Mackrides	53	18	276	34.0	5.21	2	3.8	4	7.5	28	0/0	25.1
Steele	1	0	0	0.0	0.00	0	0.0	1	100.0	0	0/0	0.0
Van Buren	1	0	0	0.0	0.00	0	0.0	0	0.0	0	0/0	39.6
<b>Eagles</b>	<b>301</b>	<b>159</b>	<b>2241</b>	<b>52.8</b>	<b>7.45</b>	<b>27</b>	<b>9.0</b>	<b>16</b>	<b>5.3</b>	<b>70t</b>	<b>na/74</b>	<b>84.9</b>
<b>Opponents</b>	<b>338</b>	<b>139</b>	<b>1951</b>	<b>41.1</b>	<b>5.77</b>	<b>14</b>	<b>4.1</b>	<b>23</b>	<b>6.8</b>	<b>83</b>	<b>na/202</b>	<b>45.9</b>

Scoring	TD	Ru	Pa	Rt	PAT	FG	2Pt	Pts
Patton	0	0	0	0	50/50	8/12	0	74
Pihos	11	0	11	0			0	66
Van Buren	10	10	0	0			0	60
Pritchard	8	4	2	2			0	48
Ferrante	7	0	7	0			0	42
Armstrong	3	0	3	0			0	18
Parmer	3	3	0	0			0	18
Craft	2	0	2	0			0	12
Steele	2	1	1	0			0	12
Kish	1	1	0	0			0	6
Muha	1	0	1	0	0/0	0/5	0	6
Myers	1	1	0	0			0	6
Thompson	1	1	0	0			0	6
Barnes (s)	0	0	0	0			0	2
<b>Eagles</b>	<b>50</b>	<b>21</b>	<b>27</b>	<b>2</b>	<b>50/50</b>	<b>8/17</b>	<b>0</b>	<b>376</b>
<b>Opponents</b>	<b>22</b>	<b>5</b>	<b>14</b>	<b>3</b>	<b>21/21</b>	<b>1/5</b>	<b>0</b>	<b>156</b>

Rushing	No.	Yds	Avg	Lg	TD
Van Buren	201	945	4.7	29	10
Pritchard	117	517	4.4	65t	4
Doss	62	193	3.1	18	0
Parmer	30	167	5.6	42t	3
Myers	21	118	5.6	29t	1
Kish	10	106	10.6	66t	1
Steele	13	99	7.6	56	1
Muha	25	90	3.6	14	0
Craft	13	67	5.2	23	0
Thompson	12	46	3.8	13	1
Steinke	5	17	3.4	8	0
McHugh	4	12	3.0	5	0
Mackrides	7	4	0.6	9	0
Pihos	8	-3	-4	5	0
<b>Eagles</b>	<b>528</b>	<b>2378</b>	<b>4.5</b>	<b>66t</b>	<b>21</b>
<b>Opponents</b>	<b>376</b>	<b>1209</b>	<b>3.2</b>	<b>40</b>	<b>5</b>

Receiving	No.	Yds	Avg	Lg	TD
Pihos	46	766	16.7	48	11
Ferrante	28	444	15.9	66t	7
Pritchard	27	252	9.3	34t	2
Armstrong	24	325	13.5	33	3
Van Buren	10	96	9.6	34	0
Doss	8	96	12.0	30	0
Myers	7	57	8.1	31	0
Craft	4	138	34.5	70t	2
Steele	2	43	21.5	32t	1
Muha	2	22	11.0	20t	1
Humbert	1	2	2.0	2	0
<b>Eagles</b>	<b>159</b>	<b>2241</b>	<b>14.1</b>	<b>70t</b>	<b>27</b>
<b>Opponents</b>	<b>139</b>	<b>1951</b>	<b>14.0</b>	<b>83</b>	<b>14</b>

INTs	No.	Yds	Avg	Lg	TD
Steele	6	55	9.2	33	0
Humbert	4	35	8.8	20	0
Kish	3	32	10.7	22	0
Van Buren	2	32	16.0	20	0
Armstrong	2	30	15.0	19	0
McHugh	2	27	13.5	15	0
Myers	2	9	4.5	8	0
Parmer	1	6	6.0	6	0
Wojciechowicz	1	2	2.0	2	0
<b>Eagles</b>	<b>23</b>	<b>228</b>	<b>9.9</b>	<b>33</b>	<b>0</b>
<b>Opponents</b>	<b>16</b>	<b>257</b>	<b>16.1</b>	<b>89t</b>	<b>2</b>

Punting	No.	Yds	Avg	Net	TB	Lg	B
Muha	57	2694	47.3	40.2	4	82	0
Palmer	4	148	37.0	37.0	0	47	0
Johnson	1	5	5.0	5.0	0	5	1
<b>Eagles</b>	<b>62</b>	<b>2847</b>	<b>45.9</b>	<b>38.0</b>	<b>4</b>	<b>82</b>	<b>1</b>
<b>Opponents</b>	<b>88</b>	<b>3412</b>	<b>38.8</b>	<b>31.3</b>	<b>5</b>	<b>66</b>	<b>0</b>

Punt Returns	Ret	FC	Yds	Avg	Lg	TD
Pritchard	24	na	282	11.8	55t	1
McHugh	18	na	220	12.2	55	0
Craft	3	na	32	10.7	17	0
Humbert	2	na	7	3.5	7	0
Doss	1	na	0	0.0	0	0
Kish	1	na	0	0.0	0	0
Palmer	1	na	8	8.0	8	0
Steele	1	na	5	5.0	5	0
<b>Eagles</b>	<b>51</b>	<b>na</b>	<b>554</b>	<b>10.9</b>	<b>55t</b>	<b>1</b>
<b>Opponents</b>	<b>38</b>	<b>na</b>	<b>411</b>	<b>10.8</b>	<b>38</b>	<b>0</b>

Kickoff Returns	No.	Yds	Avg	Lg	TD
Van Buren	14	292	20.9	34	0
Pritchard	9	249	27.7	50	0
Green	2	24	12.0	21	0
Steele	2	30	15.0	20	0
Doss	1	26	26.0	26	0
Palmer	1	20	20.0	20	0
Parmer	1	14	14.0	14	0
Pihos	1	9	9.0	9	0
Steinke	1	17	17.0	17	0
<b>Eagles</b>	<b>32</b>	<b>681</b>	<b>21.3</b>	<b>50</b>	<b>0</b>
<b>Opponents</b>	<b>48</b>	<b>990</b>	<b>20.6</b>	<b>48</b>	<b>0</b>



SCHEDULE & RESULTS (8-4)				
S-28	W	45-42	Washington	35,406
O-05	W	23-0	NY Giants	29,823
O-12	L	7-40	at Chicago Bears	34,338
O-19	L	24-35	at Pittsburgh	33,538
O-26	W	14-7	LA Rams	36,364
N-02	W	38-14	at Washington	36,591
N-09	W	41-24	at NY Giants	29,016
N-16	W	32-0	Boston Yanks	26,498
N-23	L	14-21	at Boston Yanks	15,628
N-30	W	21-0	Pittsburgh	37,218
D-07	L	21-45	Chicago Cardinals	32,322
D-14	W	28-14	Green Bay	24,216
<b>NFC DIVISIONAL PLAYOFF</b>				
D-21	W	21-0	at Pittsburgh	35,729
<b>NFL CHAMPIONSHIP</b>				
D-28	L	21-28	at Chicago Cardinals	30,759

TEAM STATS	EAGLES	OPP
<b>Total First Downs</b>	<b>203</b>	<b>188</b>
Rushing	109	75
Passing	68	86
Penalty	26	27
<b>3rd Down: Made/Att</b>	<b>na</b>	<b>na</b>
3rd Down Pct.	na	na
<b>4th Down: Made/Att</b>	<b>na</b>	<b>na</b>
4th Down Pct.	na	na
<b>Possession Avg.</b>	<b>na</b>	<b>na</b>
<b>Total Net Yards</b>	<b>3625</b>	<b>3579</b>
Avg. Per Game	302.1	298.3
Total Plays	697	714
Avg. Per Play	5.2	5.0
<b>Net Yards Rushing</b>	<b>1971</b>	<b>1329</b>
Avg. Per Game	164.3	110.8
Total Rushes	474	380
<b>Net Yards Passing</b>	<b>1626</b>	<b>2220</b>
Avg. Per Game	135.5	185.0
Sacked/Yards Lost	na/135	na/190
Gross Yards	1761	2410
Att./Completions	223/116	334/151
Completion Pct.	52.0	45.2
Had Intercepted	19	23
<b>Punts/Average</b>	<b>63/42.3</b>	<b>70/38.4</b>
<b>Net Punting Avg.</b>	<b>63/36.2</b>	<b>71/27.9</b>
<b>Penalties/Yards</b>	<b>92/848</b>	<b>110/1017</b>
<b>Fumbles/Ball Lost</b>	<b>37/14</b>	<b>28/13</b>
<b>Touchdowns</b>	<b>43</b>	<b>34</b>
Rushing	21	12
Passing	18	19
Returns	4	3

Score By Periods	Q1	Q2	Q3	Q4	OT	Pts
Eagles	88	66	82	72	0	308
Opponents	27	63	47	105	0	242

Passing	Att	Cmp	Yds	Cmp%	Y/A	TD	TD%	Int	Int%	Lg	Sk/Lost	Rat
Thompson	201	106	1680	52.7	8.36	16	8.0	15	7.5	69t	na	76.3
Mackrides	17	8	58	47.1	3.41	2	11.8	3	17.6	15	na	55.1
Sherman	5	2	23	40.0	4.60	0	0.0	1	20.0	13	na	15.0
<b>Eagles</b>	<b>223</b>	<b>116</b>	<b>1761</b>	<b>52.0</b>	<b>7.90</b>	<b>18</b>	<b>8.1</b>	<b>19</b>	<b>8.5</b>	<b>69t</b>	<b>na/135</b>	<b>69.7</b>
<b>Opponents</b>	<b>334</b>	<b>151</b>	<b>2410</b>	<b>45.2</b>	<b>7.22</b>	<b>19</b>	<b>5.7</b>	<b>23</b>	<b>6.9</b>	<b>74t</b>	<b>na/190</b>	<b>60.1</b>

Scoring	TD	Ru	Pa	Rt	PAT	FG	2Pt	Pts
Van Buren	14	13	0	1			0	84
Pihos	8	0	7	1			0	48
Patton	0	0	0	0	36/40	3/14	0	45
Ferrante	4	0	4	0			0	24
Pritchard	4	1	3	0			0	24
Muha	2	1	0	1	0/0	1/5	0	15
Armstrong	2	0	2	0			0	12
McHugh	2	1	0	1			0	12
Thompson	2	2	0	0			0	12
Craft	1	0	1	0			0	6
Mackrides	1	1	0	0			0	6
Sherman	1	1	0	0			0	6
Steele	1	1	0	0			0	6
Steinke	1	0	1	0			0	6
Kekeris	0	0	0	0	2/3	0/1	0	2
<b>Eagles</b>	<b>43</b>	<b>21</b>	<b>18</b>	<b>4</b>	<b>38/43</b>	<b>4/20</b>	<b>0</b>	<b>308</b>
<b>Opponents</b>	<b>34</b>	<b>12</b>	<b>19</b>	<b>3</b>	<b>32/34</b>	<b>2/10</b>	<b>0</b>	<b>242</b>

Rushing	No.	Yds	Avg	Lg	TD
Van Buren	217	1008	4.6	45	13
Pritchard	69	294	4.3	31	1
McHugh	22	171	7.8	41	1
Steele	26	138	5.3	49	1
Muha	27	107	4.0	28t	1
Macioszczyk	30	104	3.5	11	0
Thompson	23	52	2.3	16	2
Steinke	16	50	3.1	15	0
Doss	11	45	4.1	20	0
Sherman	17	17	1.0	16	1
Hinkle	1	2	2.0	2	0
Craft	5	-1	-0.2	4	0
Kish	3	-1	-0.3	1	0
Mackrides	7	-15	-2.1	2t	1
<b>Eagles</b>	<b>474</b>	<b>1971</b>	<b>4.2</b>	<b>49</b>	<b>21</b>
<b>Opponents</b>	<b>380</b>	<b>1329</b>	<b>3.5</b>	<b>47</b>	<b>12</b>

Receiving	No.	Yds	Avg	Lg	TD
Pihos	23	382	16.6	66t	7
Ferrante	18	341	18.9	54t	4
Armstrong	17	197	11.6	46	2
Pritchard	16	315	19.7	69t	3
Humbert	13	139	10.7	19	0
Van Buren	9	79	8.8	35	0
Steinke	4	90	22.5	60t	1
Steele	4	62	15.5	44	0
Macioszczyk	3	20	6.7	8	0
Craft	2	66	33.0	34	1
Doss	2	17	8.5	19	0
McHugh	2	16	8.0	10	0
Prescott	1	15	15.0	15	0
Kish	1	12	12.0	12	0
Muha	1	10	10.0	10	0
<b>Eagles</b>	<b>116</b>	<b>1761</b>	<b>15.2</b>	<b>69t</b>	<b>18</b>
<b>Opponents</b>	<b>151</b>	<b>2410</b>	<b>16.0</b>	<b>74t</b>	<b>19</b>

INTs	No.	Yds	Avg	Lg	TD
Steele	6	103	17.2	42	0
McHugh	3	52	17.3	48	0
Prescott	3	5	1.7	5	0
Doss	2	31	15.5	23	0
Humbert	2	12	6.0	12	0
Kish	1	37	37.0	37	0
Steinke	1	17	17.0	17	0
Lindskog	1	15	15.0	15	0
Pritchard	1	12	12.0	12	0
Wojciechowicz	1	3	3.0	3	0
Craft	1	0	0.0	0	0
Van Buren	1	0	0.0	0	0
<b>Eagles</b>	<b>23</b>	<b>287</b>	<b>12.5</b>	<b>48</b>	<b>0</b>
<b>Opponents</b>	<b>19</b>	<b>236</b>	<b>12.4</b>	<b>59t</b>	<b>2</b>

Punting	No.	Yds	Avg	Net	TB	Lg	B
Muha	53	2303	43.5	38.2	2	75	0
Kish	8	301	37.6	37.6	0	47	0
Pritchard	2	64	32.0	32.0	0	36	0
<b>Eagles</b>	<b>63</b>	<b>2668</b>	<b>42.3</b>	<b>36.2</b>	<b>2</b>	<b>75</b>	<b>0</b>
<b>Opponents</b>	<b>70</b>	<b>2690</b>	<b>38.4</b>	<b>27.9</b>	<b>1</b>	<b>74</b>	<b>1</b>

Punt Returns	Ret	FC	Yds	Avg	Lg	TD
Pritchard	24	na	271	11.3	30	0
Steele	11	na	183	16.6	42	0
McHugh	10	na	156	15.6	69t	1
Steinke	6	na	69	11.5	30	0
Craft	1	na	5	5.0	5	0
Pihos	1	na	26	26.0	26t	1
Sears	1	na	6	6.0	6	0
<b>Eagles</b>	<b>54</b>	<b>na</b>	<b>716</b>	<b>13.3</b>	<b>69t</b>	<b>2</b>
<b>Opponents</b>	<b>32</b>	<b>na</b>	<b>350</b>	<b>10.9</b>	<b>23</b>	<b>0</b>

Kickoff Returns	No.	Yds	Avg	Lg	TD
Van Buren	13	382	29.4	95t	1
Pritchard	8	148	18.5	27	0
Ferrante	7	99	14.1	34	0
Armstrong	3	38	12.7	15	0
McHugh	3	50	16.7	30	0
Muha	3	55	18.3	24	0
Macioszczyk	2	36	18.0	18	0
Steele	2	17	8.5	14	0
Kish	1	10	10.0	10	0
Pihos	1	17	17.0	17	0
Steinke	1	2	2.0	2	0
<b>Eagles</b>	<b>44</b>	<b>854</b>	<b>19.4</b>	<b>95t</b>	<b>1</b>
<b>Opponents</b>	<b>49</b>	<b>989</b>	<b>20.2</b>	<b>94t</b>	<b>1</b>



SCHEDULE & RESULTS (6-5)					
S-29	W	25-14	at LA Rams	30,500	
O-06	W	49-25	Boston Yanks	33,986	
O-13	L	7-19	Green Bay	36,127	
O-20	L	14-21	at Chicago Bears	41,221	
O-27	W	28-24	at Washington	33,691	
N-03	W	24-14	NY Giants	40,059	
N-10	L	17-45	at NY Giants	60,874	
N-17	L	7-10	at Pittsburgh	38,882	
N-24	L	10-27	Washington	36,633	
D-01	W	10-7	Pittsburgh	29,943	
D-08	W	40-14	at Boston Yanks	29,555	

TEAM STATS		EAGLES		OPP		
<b>Total First Downs</b>		<b>154</b>		<b>145</b>		
Rushing		73		71		
Passing		69		56		
Penalty		12		18		
<b>3rd Down: Made/Att</b>		<b>na</b>		<b>na</b>		
3rd Down Pct.		na		na		
<b>4th Down: Made/Att</b>		<b>na</b>		<b>na</b>		
4th Down Pct.		na		na		
<b>Possession Avg.</b>		<b>na</b>		<b>na</b>		
<b>Total Net Yards</b>		<b>2917</b>		<b>2490</b>		
Avg. Per Game		265.2		226.4		
Total Plays		640		638		
Avg. Per Play		4.6		3.9		
<b>Net Yards Rushing</b>		<b>1263</b>		<b>1123</b>		
Avg. Per Game		114.8		102.1		
Total Rushes		423		418		
<b>Net Yards Passing</b>		<b>1641</b>		<b>1360</b>		
Avg. Per Game		149.2		123.6		
Sacked/Yards Lost		na		na		
Gross Yards		na		na		
Att./Completions		217/116		220/95		
Completion Pct.		53.5		43.2		
Had Intercepted		20		26		
<b>Punts/Average</b>		<b>57/38.2</b>		<b>64/40.3</b>		
<b>Net Punting Avg.</b>		<b>57/32.0</b>		<b>65/31.5</b>		
<b>Penalties/Yards</b>		<b>86/769</b>		<b>91/817</b>		
<b>Fumbles/Ball Lost</b>		<b>54/27</b>		<b>36/18</b>		
<b>Touchdowns</b>		<b>29</b>		<b>30</b>		
Rushing		12		16		
Passing		14		11		
Returns		3		3		
<b>Score By Periods</b>	<b>Q1</b>	<b>Q2</b>	<b>Q3</b>	<b>Q4</b>	<b>OT</b>	<b>Pts</b>
Eagles	54	58	61	58	0	231
Opponents	57	59	48	56	0	220

Passing	Att	Cmp	Yds	Cmp%	Y/A	TD	TD%	Int	Int%	Lg	Sk/Lost	Rat
Thompson	103	57	745	55.3	7.23	6	5.8	9	8.7	45t	na	61.3
Zimmerman	79	41	597	51.9	7.56	4	5.1	8	10.1	59t	na	54.1
Sherman	33	17	264	51.5	8.00	4	12.1	3	9.1	53	na	80.1
Pritchard	1	0	0	0.0	0.00	0	0.0	0	0.0	0	na	39.6
Van Buren	1	1	35	100.0	35.00	0	0.0	0	0.0	35	na	118.8
<b>Eagles</b>	<b>217</b>	<b>116</b>	<b>1641</b>	<b>53.5</b>	<b>7.56</b>	<b>14</b>	<b>6.5</b>	<b>20</b>	<b>9.2</b>	<b>59t</b>	<b>na</b>	<b>61.2</b>
<b>Opponents</b>	<b>220</b>	<b>95</b>	<b>1360</b>	<b>43.2</b>	<b>6.18</b>	<b>11</b>	<b>5.0</b>	<b>26</b>	<b>11.8</b>	<b>62t</b>	<b>na</b>	<b>40.9</b>

Scoring	TD	Ru	Pa	Rt	PAT	FG	2Pt	Pts
Lio	1	0	0	1	27/27	6/11	0	51
Pritchard	6	3	3	0			0	36
Van Buren	6	5	0	1			0	36
Ferrante	4	0	4	0			0	24
Steinke	4	1	2	1			0	24
Humbert	3	0	3	0			0	18
Zimmerman	1	1	0	0	2/2	2/4	0	14
Cabrelli	1	0	1	0			0	6
Castiglia	1	1	0	0			0	6
Kuczynski	1	0	1	0			0	6
Steele	1	1	0	0			0	6
McDowell (s)	0	0	0	0			0	2
Murtha (s)	0	0	0	0			0	2
<b>Eagles</b>	<b>29</b>	<b>12</b>	<b>14</b>	<b>3</b>	<b>29/29</b>	<b>8/15</b>	<b>0</b>	<b>231</b>
<b>Opponents</b>	<b>30</b>	<b>16</b>	<b>11</b>	<b>3</b>	<b>26/28</b>	<b>4/10</b>	<b>0</b>	<b>220</b>

Rushing	No.	Yds	Avg	Lg	TD
Van Buren	116	529	4.6	58	5
Pritchard	42	218	5.2	68t	3
Steinke	38	154	4.1	40	1
Craft	27	108	4.0	24	0
Steele	31	108	3.5	43	1
Castiglia	39	87	2.2	14	1
Zimmerman	23	43	1.9	12	1
Muha	12	41	3.4	16	0
Hinkle	18	33	1.8	8	0
Kmetovic	5	30	6.0	27	0
Kish	6	13	2.2	4	0
Ormsbee	4	12	3.0	11	0
Sherman	21	8	0.4	12	0
Humbert	1	2	2.0	2	0
Bleeker	6	-7	-1.2	6	0
Thompson	34	-116	-3.4	6	0
<b>Eagles</b>	<b>423</b>	<b>1263</b>	<b>3.0</b>	<b>68t</b>	<b>12</b>
<b>Opponents</b>	<b>418</b>	<b>1123</b>	<b>2.7</b>	<b>72</b>	<b>16</b>

Receiving	No.	Yds	Avg	Lg	TD
Ferrante	28	451	16.1	48t	4
Humbert	18	191	10.6	22	3
Pritchard	14	309	22.1	59t	3
Castiglia	11	51	4.6	23	0
Cabrelli	8	98	12.3	38t	1
Van Buren	6	75	12.5	33	0
Steinke	5	107	21.4	32	2
Steele	5	69	13.8	24	0
Kmetovic	4	68	17.0	38	0
Craft	4	48	12.0	35	0
Smeja	3	45	15.0	17	0
Bleeker	3	29	9.7	20	0
Kish	3	16	5.3	7	0
Krieger	2	47	23.5	35	0
McDowell	1	28	28.0	28	0
Kuczynski	1	9	9.0	9t	1
<b>Eagles</b>	<b>116</b>	<b>1641</b>	<b>14.1</b>	<b>59t</b>	<b>14</b>
<b>Opponents</b>	<b>95</b>	<b>1360</b>	<b>14.3</b>	<b>62t</b>	<b>11</b>

INTs	No.	Yds	Avg	Lg	TD
Steinke	6	72	12.0	52t	1
Craft	3	105	35.0	49	0
Steele	3	69	23.0	30	0
Zimmerman	3	58	19.3	31	0
Pritchard	3	7	2.3	4	0
Hinkle	2	37	18.5	34	0
Wistert	1	27	27.0	27	0
Kish	1	13	13.0	13	0
Lindskog	1	10	10.0	10	0
Muha	1	8	8.0	8	0
Maronic	1	7	7.0	7	0
Kilroy	1	0	0.0	0	0
<b>Eagles</b>	<b>26</b>	<b>413</b>	<b>15.9</b>	<b>52t</b>	<b>1</b>
<b>Opponents</b>	<b>20</b>	<b>380</b>	<b>19.0</b>	<b>44</b>	<b>1</b>

Punting	No.	Yds	Avg	Net	TB	Lg	B
Zimmerman	23	890	38.7	38.7	0	52	0
Muha	22	843	38.3	37.8	0	64	0
Pritchard	7	242	34.6	34.6	0	64	0
Kish	4	163	40.8	40.8	0	50	0
Van Buren	1	41	41.0	41.0	0	41	0
<b>Eagles</b>	<b>57</b>	<b>2179</b>	<b>38.2</b>	<b>32.0</b>	<b>0</b>	<b>64</b>	<b>0</b>
<b>Opponents</b>	<b>64</b>	<b>2577</b>	<b>40.3</b>	<b>31.5</b>	<b>3</b>	<b>69</b>	<b>1</b>

Punt Returns	Ret	FC	Yds	Avg	Lg	TD
Pritchard	12	na	166	13.8	42	0
Steele	9	na	82	9.1	18	0
Steinke	8	na	116	14.5	27	0
Van Buren	5	na	89	17.8	50t	1
Craft	4	na	47	11.8	16	0
Hinkle	1	na	4	4.0	4	0
<b>Eagles</b>	<b>39</b>	<b>na</b>	<b>504</b>	<b>12.9</b>	<b>50t</b>	<b>1</b>
<b>Opponents</b>	<b>30</b>	<b>na</b>	<b>356</b>	<b>11.9</b>	<b>38</b>	<b>0</b>

Kickoff Returns	No.	Yds	Avg	Lg	TD
Van Buren	11	319	29.0	63	0
Pritchard	8	164	20.5	42	0
Steele	8	120	15.0	31	0
Craft	4	86	21.5	28	0
Steinke	3	92	30.7	56	0
Castiglia	1	17	17.0	17	0
Gude	1	0	0.0	0	0
Hinkle	1	25	25.0	25	0
Humbert	1	18	18.0	18	0
Muha	1	23	23.0	23	0
Ormsbee	1	5	5.0	5	0
Smeja	1	12	12.0	12	0
<b>Eagles</b>	<b>41</b>	<b>881</b>	<b>21.5</b>	<b>63</b>	<b>0</b>
<b>Opponents</b>	<b>40</b>	<b>822</b>	<b>20.6</b>	<b>50</b>	<b>0</b>



SCHEDULE & RESULTS (7-3)					
O-07	W	21-6	Chicago Cardinals	25,581	
O-14	L	24-28	at Detroit	22,580	
O-21	L	14-24	at Washington	35,550	
O-28	W	28-14	Cleveland Rams	38,149	
N-04	W	45-3	at Pittsburgh	23,018	
N-11	W	38-17	NY Giants	30,047	
N-18	W	30-6	Pittsburgh	23,838	
N-24	W	16-0	Washington	37,306	
D-02	L	21-28	at NY Giants	45,372	
D-09	W	35-7	Boston Yanks	27,905	

TEAM STATS	EAGLES	OPP
<b>Total First Downs</b>	<b>131</b>	<b>104</b>
Rushing	74	52
Passing	47	39
Penalty	10	13
<b>3rd Down: Made/Att</b>	<b>na</b>	<b>na</b>
3rd Down Pct.	na	na
<b>4th Down: Made/Att</b>	<b>na</b>	<b>na</b>
4th Down Pct.	na	na
<b>Possession Avg.</b>	<b>na</b>	<b>na</b>
<b>Total Net Yards</b>	<b>3009</b>	<b>2073</b>
Avg. Per Game	300.9	207.3
Total Plays	579	533
Avg. Per Play	5.2	3.9
<b>Net Yards Rushing</b>	<b>1640</b>	<b>817</b>
Avg. Per Game	164.0	81.7
Total Rushes	392	328
<b>Net Yards Passing</b>	<b>1321</b>	<b>1243</b>
Avg. Per Game	132.1	124.3
Sacked/Yards Lost	na	na
Gross Yards	na	na
Att./Completions	187/98	205/90
Completion Pct.	52.4	43.9
Had Intercepted	14	19
<b>Punts/Average</b>	<b>47/37.8</b>	<b>63/37.5</b>
<b>Net Punting Avg.</b>	<b>48/30.4</b>	<b>67/30.0</b>
<b>Penalties/Yards</b>	<b>61/529</b>	<b>56/422</b>
<b>Fumbles/Ball Lost</b>	<b>26/9</b>	<b>22/7</b>
<b>Touchdowns</b>	<b>38</b>	<b>18</b>
Rushing	25	7
Passing	11	10
Returns	1	1

Score By Periods	Q1	Q2	Q3	Q4	OT	Pts
Eagles	41	75	57	99	0	272
Opponents	22	28	35	48	0	133

Passing	Att	Cmp	Yds	Cmp%	Y/A	TD	TD%	Int	Int%	Lg	Sk/Lost	Rat
Zimmerman	127	67	991	52.8	7.80	9	7.1	8	6.3	74t	na	75.9
Sherman	29	15	172	51.7	5.93	2	6.9	3	10.3	26t	na	53.3
Thompson	28	15	146	53.6	5.21	0	0.0	2	7.1	27	na	38.7
Steele	2	1	12	50.0	6.00	0	0.0	1	50.0	12	na	29.2
Van Buren	1	0	0	0.0	0.00	0	0.0	0	0.0	0	na	39.6
<b>Eagles</b>	<b>187</b>	<b>98</b>	<b>1321</b>	<b>52.4</b>	<b>7.06</b>	<b>11</b>	<b>5.9</b>	<b>14</b>	<b>7.5</b>	<b>74t</b>	<b>na</b>	<b>63.6</b>
<b>Opponents</b>	<b>205</b>	<b>90</b>	<b>1243</b>	<b>43.9</b>	<b>6.06</b>	<b>10</b>	<b>4.9</b>	<b>19</b>	<b>9.3</b>	<b>70</b>	<b>na</b>	<b>41.6</b>

Scoring	TD	Ru	Pa	Rt	PAT	FG	2Pt	Pts
Van Buren	18	15	2	1	2/2	0/0	0	110
Zimmerman	1	1	0	0	29/34	4/8	0	47
Ferrante	7	0	7	0			0	42
Bleeker	2	2	0	0			0	12
Karnofsky	2	2	0	0			0	12
Steele	2	1	0	1			0	12
Banta	1	1	0	0			0	6
Butler	1	1	0	0			0	6
McDonald	1	0	1	0			0	6
Meyer	1	0	1	0			0	6
Sherman	1	1	0	0			0	6
Steinke	1	1	0	0			0	6
Rogalla	0	0	0	0			0	1
Sanders	0	0	0	0	0/1	0/0	0	0
<b>Eagles</b>	<b>38</b>	<b>25</b>	<b>11</b>	<b>2</b>	<b>31/37</b>	<b>4/8</b>	<b>0</b>	<b>272</b>
<b>Opponents</b>	<b>18</b>	<b>7</b>	<b>10</b>	<b>1</b>	<b>16/18</b>	<b>3/5</b>	<b>0</b>	<b>133</b>

Rushing	No.	Yds	Avg	Lg	TD
Van Buren	143	832	5.8	69t	15
Steele	20	212	10.6	46	1
Bleeker	50	167	3.3	20	2
Karnofsky	41	134	3.3	19t	2
Kish	9	82	9.1	22	0
Butler	21	61	2.9	18	1
Banta	15	49	3.3	22t	1
Steinke	7	46	6.6	18	1
Hinkle	11	40	3.6	14	0
Castiglia	13	29	2.2	6	0
Erdlitz	6	24	4.0	16	0
Rogalla	2	2	1.0	6	0
Sherman	16	-7	-0.4	8	1
Warren	1	-7	-7.0	-7	0
Zimmerman	29	-11	-0.4	9	1
Thompson	8	-13	-1.6	7	0
<b>Eagles</b>	<b>392</b>	<b>1640</b>	<b>4.2</b>	<b>69t</b>	<b>25</b>
<b>Opponents</b>	<b>328</b>	<b>817</b>	<b>2.5</b>	<b>49</b>	<b>7</b>

Receiving	No.	Yds	Avg	Lg	TD
Ferrante	21	464	22.1	74t	7
Cabrelli	15	140	9.3	19	0
Meyer	11	135	12.3	27	1
Van Buren	10	123	12.3	44t	2
Kish	8	78	9.8	18	0
McDonald	8	75	9.4	21t	1
Humbert	6	53	8.8	12	0
Karnofsky	5	113	22.6	38	0
Steele	3	42	14.0	31	0
Bleeker	3	32	10.7	15	0
Rogalla	2	22	11.0	17	0
Butler	2	14	7.0	9	0
Steinke	2	12	6.0	9	0
Banta	1	10	10.0	10	0
Hinkle	1	8	8.0	8	0
<b>Eagles</b>	<b>98</b>	<b>1321</b>	<b>13.5</b>	<b>74t</b>	<b>11</b>
<b>Opponents</b>	<b>90</b>	<b>1243</b>	<b>13.8</b>	<b>70</b>	<b>10</b>

INTs	No.	Yds	Avg	Lg	TD
Zimmerman	7	90	12.9	23	0
Thompson	2	33	16.5	25	0
Butler	1	32	32.0	32	0
Karnofsky	1	27	27.0	27	0
Lindskog	1	22	22.0	22	0
Hinkle	1	17	17.0	17	0
Ferrante	1	15	15.0	15	0
Steele	1	15	15.0	15	0
Erdlitz	1	3	3.0	3	0
Van Buren	1	2	2.0	2	0
Cabrelli	1	1	1.0	1	0
Kish	1	0	0.0	0	0
<b>Eagles</b>	<b>19</b>	<b>257</b>	<b>13.5</b>	<b>32</b>	<b>0</b>
<b>Opponents</b>	<b>14</b>	<b>127</b>	<b>9.1</b>	<b>31</b>	<b>0</b>

Punting	No.	Yds	Avg	Net	TB	Lg	B
Zimmerman	47	1778	37.8	30.4	3	64	1
<b>Eagles</b>	<b>47</b>	<b>1778</b>	<b>37.8</b>	<b>30.4</b>	<b>3</b>	<b>64</b>	<b>1</b>
<b>Opponents</b>	<b>63</b>	<b>2360</b>	<b>37.5</b>	<b>30.0</b>	<b>1</b>	<b>68</b>	<b>4</b>

Punt Returns	Ret	FC	Yds	Avg	Lg	TD
Van Buren	14	na	154	11.0	24	0
Karnofsky	7	na	103	14.7	32	0
Banta	4	na	74	18.5	20	0
Bleeker	4	na	37	9.3	18	0
Hinkle	3	na	28	9.3	14	0
Steele	2	na	22	11.0	12	0
Steinke	2	na	27	13.5	15	0
Zimmerman	1	na	7	7.0	7	0
<b>Eagles</b>	<b>37</b>	<b>na</b>	<b>452</b>	<b>12.2</b>	<b>32</b>	<b>0</b>
<b>Opponents</b>	<b>28</b>	<b>na</b>	<b>290</b>	<b>10.4</b>	<b>27</b>	<b>1</b>

Kickoff Returns	No.	Yds	Avg	Lg	TD
Van Buren	13	373	28.7	98t	1
Karnofsky	6	164	27.3	57	0
Steele	3	72	24.0	27	0
Banta	2	37	18.5	19	0
Cabrelli	2	25	12.5	17	0
Butler	1	21	21.0	21	0
Hinkle	1	17	17.0	17	0
Kilroy	1	7	7.0	7	0
Steinke	1	18	18.0	18	0
<b>Eagles</b>	<b>30</b>	<b>734</b>	<b>24.5</b>	<b>98t</b>	<b>1</b>
<b>Opponents</b>	<b>39</b>	<b>823</b>	<b>21.1</b>	<b>47</b>	<b>0</b>



SCHEDULE & RESULTS (7-1-2)				
S-26	W	28-7	at Boston Yanks	25,061
O-08	T	31-31	Washington	32,549
O-22	W	38-0	Boston Yanks	24,638
O-29	W	24-17	at NY Giants	42,639
N-05	W	21-7	at Brooklyn Dodgers	15,289
N-12	T	21-21	NY Giants	33,248
N-19	W	37-7	at Washington	35,540
N-26	L	7-28	Chicago Bears	34,035
D-03	W	34-0	Brooklyn Tigers	13,467
D-10	W	26-13	Cleveland Rams	24,123

TEAM STATS	EAGLES	OPP
<b>Total First Downs</b>	<b>110</b>	<b>86</b>
Rushing	73	43
Passing	27	35
Penalty	10	8
<b>3rd Down: Made/Att</b>	<b>na</b>	<b>na</b>
3rd Down Pct.	na	na
<b>4th Down: Made/Att</b>	<b>na</b>	<b>na</b>
4th Down Pct.	na	na
<b>Possession Avg.</b>	<b>na</b>	<b>na</b>
<b>Total Net Yards</b>	<b>2621</b>	<b>1943</b>
Avg. Per Game	262.1	194.3
Total Plays	560	552
Avg. Per Play	4.7	3.5
<b>Net Yards Rushing</b>	<b>1661</b>	<b>558</b>
Avg. Per Game	166.1	55.8
Total Rushes	424	321
<b>Net Yards Passing</b>	<b>941</b>	<b>1379</b>
Avg. Per Game	94.1	137.9
Sacked/Yards Lost	na	na
Gross Yards	na	na
Att./Completions	136/55	231/105
Completion Pct.	40.4	45.5
Had Intercepted	12	33
<b>Punts/Average</b>	<b>55/39.8</b>	<b>71/39.8</b>
<b>Net Punting Avg.</b>	<b>56/33.6</b>	<b>73/30.7</b>
<b>Penalties/Yards</b>	<b>66/523</b>	<b>79/570</b>
<b>Fumbles/Ball Lost</b>	<b>36/20</b>	<b>29/4</b>
<b>Touchdowns</b>	<b>37</b>	<b>19</b>
Rushing	21	6
Passing	9	12
Returns	6	1

Score By Periods	Q1	Q2	Q3	Q4	OT	Pts
Eagles	69	88	48	62	0	267
Opponents	41	29	19	42	0	131

Passing	Att	Cmp	Yds	Cmp%	Y/A	TD	TD%	Int	Int%	Lg	Sk/Lost	Rat
Zimmerman	105	39	785	37.1	7.48	8	7.6	10	9.5	75t	na	50.0
Sherman	31	16	156	51.6	5.03	1	3.2	2	6.5	23t	na	49.9
<b>Eagles</b>	<b>136</b>	<b>55</b>	<b>941</b>	<b>40.4</b>	<b>6.92</b>	<b>9</b>	<b>6.6</b>	<b>12</b>	<b>8.8</b>	<b>75t</b>	<b>na</b>	<b>49.9</b>
<b>Opponents</b>	<b>231</b>	<b>105</b>	<b>1379</b>	<b>45.5</b>	<b>5.97</b>	<b>12</b>	<b>5.2</b>	<b>33</b>	<b>14.3</b>	<b>70t</b>	<b>na</b>	<b>42.6</b>

Scoring	TD	Ru	Pa	Rt	PAT	FG	2Pt	Pts
Zimmerman	3	2	0	1	32/34	4/8	0	62
Bleeker	8	4	4	0			0	48
Van Buren	7	5	0	2			0	42
Steele	5	5	0	0			0	30
Banta	3	2	0	1			0	18
Hinkle	3	2	0	1			0	18
Kish	1	0	1	0	1/1	0/0	0	7
Cabrelli	1	0	1	0			0	6
Durko	1	0	1	0			0	6
Ferrante	1	0	1	0			0	6
Lindskog	1	0	0	1			0	6
McDonald	1	0	1	0			0	6
Miller	1	0	0	1			0	6
Sherman	1	1	0	0			0	6
<b>Eagles</b>	<b>37</b>	<b>21</b>	<b>9</b>	<b>7</b>	<b>33/35</b>	<b>4/8</b>	<b>0</b>	<b>267</b>
<b>Opponents</b>	<b>19</b>	<b>6</b>	<b>12</b>	<b>1</b>	<b>14/18</b>	<b>1/5</b>	<b>0</b>	<b>131</b>

Rushing	No.	Yds	Avg	Lg	TD
Van Buren	80	444	5.6	70t	5
Hinkle	92	421	4.6	26	2
Bleeker	60	315	5.3	37	4
Steele	59	247	4.2	56t	5
Banta	38	198	5.2	60t	2
Kish	22	96	4.4	20	0
Macioszczyk	16	55	3.4	12	0
Jarvi	5	16	3.2	4	0
Laux	2	-1	-0.5	0	0
Cabrelli	1	-2	-2.0	-2	0
Miller	1	-2	-2.0	-2	0
Sherman	22	-42	-1.9	9	1
Zimmerman	26	-84	-3.2	5	2
<b>Eagles</b>	<b>424</b>	<b>1661</b>	<b>3.9</b>	<b>70t</b>	<b>21</b>
<b>Opponents</b>	<b>321</b>	<b>558</b>	<b>1.7</b>	<b>68t</b>	<b>6</b>

Receiving	No.	Yds	Avg	Lg	TD
Cabrelli	14	169	12.1	30t	1
Bleeker	8	299	37.4	75t	4
Miller	8	135	16.9	49	0
Kish	5	73	14.6	45t	1
McDonald	4	26	6.5	9	1
Ferrante	3	66	22.0	45t	1
Macioszczyk	3	28	9.3	21	0
Gauer	2	35	17.5	18	0
Hinkle	2	34	17.0	22	0
Durko	2	31	15.5	23t	1
Steele	1	22	22.0	22	0
Jarvi	1	9	9.0	9	0
Banta	1	8	8.0	8	0
Laux	1	6	6.0	6	0
<b>Eagles</b>	<b>55</b>	<b>941</b>	<b>17.1</b>	<b>75t</b>	<b>9</b>
<b>Opponents</b>	<b>105</b>	<b>1379</b>	<b>13.1</b>	<b>70t</b>	<b>12</b>

INTs	No.	Yds	Avg	Lg	TD
Steele	6	113	18.8	62	0
Van Buren	5	47	9.4	13	0
Kish	4	52	13.0	15	0
Zimmerman	4	36	9.0	14	0
Hinkle	2	62	31.0	50t	1
Sherman	2	34	17.0	29	0
Lindskog	1	65	65.0	65t	1
Miller	1	35	35.0	35t	1
Banta	1	34	34.0	34	0
Maronic	1	32	32.0	32	0
Manzini	1	16	16.0	16	0
McDonald	1	14	14.0	14	0
Friedman	1	2	2.0	2	0
Gauer	1	2	2.0	2	0
Bleeker	1	0	0.0	0	0
Jarvi	1	0	0.0	0	0
<b>Eagles</b>	<b>33</b>	<b>544</b>	<b>16.5</b>	<b>65t</b>	<b>3</b>
<b>Opponents</b>	<b>12</b>	<b>160</b>	<b>13.3</b>	<b>34</b>	<b>0</b>

Punting	No.	Yds	Avg	Net	TB	Lg	B
Zimmerman	39	1531	39.3	37.6	1	61	1
Banta	9	398	44.2	44.2	0	56	0
Kish	4	182	45.5	45.5	0	65	0
Laux	1	18	18.0	18.0	0	18	0
Sherman	1	27	27.0	27.0	0	27	0
Van Buren	1	35	35.0	35.0	0	35	0
<b>Eagles</b>	<b>55</b>	<b>2191</b>	<b>39.8</b>	<b>33.6</b>	<b>4</b>	<b>65</b>	<b>1</b>
<b>Opponents</b>	<b>71</b>	<b>2826</b>	<b>39.8</b>	<b>30.7</b>	<b>4</b>	<b>76</b>	<b>2</b>

Punt Returns	Ret	FC	Yds	Avg	Lg	TD
Van Buren	15	na	230	15.3	55t	1
Steele	11	na	181	16.5	25	0
Banta	7	na	81	11.6	19	0
Hinkle	4	na	32	8.0	14	0
Jarvi	2	na	22	11.0	15	0
Bleeker	1	na	3	3.0	3	0
Macioszczyk	1	na	14	14.0	14	0
<b>Eagles</b>	<b>41</b>	<b>na</b>	<b>563</b>	<b>13.7</b>	<b>55t</b>	<b>1</b>
<b>Opponents</b>	<b>26</b>	<b>na</b>	<b>264</b>	<b>10.2</b>	<b>27</b>	<b>0</b>

Kickoff Returns	No.	Yds	Avg	Lg	TD
Van Buren	8	266	33.3	97t	1
Hinkle	6	134	22.3	30	0
Steele	5	128	25.6	51	0
Banta	3	54	18.0	25	0
Kish	2	36	18.0	27	0
Macioszczyk	1	4	4.0	4	0
Miller	1	8	8.0	8	0
<b>Eagles</b>	<b>26</b>	<b>630</b>	<b>24.2</b>	<b>97t</b>	<b>1</b>
<b>Opponents</b>	<b>46</b>	<b>828</b>	<b>18.0</b>	<b>41</b>	<b>0</b>



**SCHEDULE & RESULTS (5-4-1)**

O-02	W	17-0	Brooklyn Dodgers	11,131
O-09	W	28-14	NY Giants	15,340
O-17	L	21-48	at Chicago Bears	21,744
O-24	L	14-42	at NY Giants	42,681
O-31	W	34-13	Chi. Cardinals (Pitt.)	16,351
N-07	T	14-14	Washington	28,893
N-14	L	7-13	at Brooklyn Dodgers	7,614
N-21	W	35-34	Detroit (Pitt.)	23,338
N-28	W	27-14	at Washington	35,826
D-05	L	28-38	Green Bay	34,294

Note: With the shortage of manpower due to World War II, the Eagles and Stealers merged for the 1943 football season to become the Steagles. The Steagles, who finished their only season 5-4-1, split their home games between Philadelphia's Shibe Park and Pittsburgh's Forbes Field.

TEAM STATS	STEAGLES	OPP				
<b>Total First Downs</b>	<b>138</b>	<b>96</b>				
Rushing	96	42				
Passing	32	41				
Penalty	10	13				
<b>3rd Down: Made/Att</b>	<b>na</b>	<b>na</b>				
3rd Down Pct.	na	na				
<b>4th Down: Made/Att</b>	<b>na</b>	<b>na</b>				
4th Down Pct.	na	na				
<b>Possession Avg.</b>	<b>na</b>	<b>na</b>				
<b>Total Net Yards</b>	<b>2878</b>	<b>2301</b>				
Avg. Per Game	287.8	230.1				
Total Plays	634	533				
Avg. Per Play	4.5	4.3				
<b>Net Yards Rushing</b>	<b>1730</b>	<b>793</b>				
Avg. Per Game	173.0	79.3				
Total Rushes	459	312				
<b>Net Yards Passing</b>	<b>1138</b>	<b>1393</b>				
Avg. Per Game	113.8	139.3				
Sacked/Yards Lost	na	na				
Gross Yards	na	na				
Att./Completions	175/65	221/102				
Completion Pct.	37.1	46.2				
Had Intercepted	20	22				
<b>Punts/Average</b>	<b>62/34.4</b>	<b>60/40.0</b>				
<b>Net Punting Avg.</b>	<b>65/28.8</b>	<b>62/34.4</b>				
<b>Penalties/Yards</b>	<b>54/484</b>	<b>59/466</b>				
<b>Fumbles/Ball Lost</b>	<b>37/15</b>	<b>20/8</b>				
<b>Touchdowns</b>	<b>32</b>	<b>33</b>				
Rushing	17	10				
Passing	11	15				
Returns	4	7				
<b>Score By Periods</b>	<b>Q1</b>	<b>Q2</b>	<b>Q3</b>	<b>Q4</b>	<b>OT</b>	<b>Pts</b>
Steagles	73	28	14	110	0	225
Opponents	49	85	48	48	0	230

Passing	Att	Cmp	Yds	Cmp%	Y/A
Zimmerman	124	43	846	34.7	6.82
Sherman	37	16	208	43.2	5.62
Butler	13	6	84	46.2	6.46
Steele	1	0	0	0.0	0.00
<b>Steagles</b>	<b>175</b>	<b>65</b>	<b>1138</b>	<b>37.1</b>	<b>6.50</b>
<b>Opponents</b>	<b>221</b>	<b>102</b>	<b>1393</b>	<b>46.2</b>	<b>6.30</b>

Scoring	TD	Ru	Pa	Rt	PAT	FG	2Pt	Pts
Steele	6	4	2	0			0	36
Thurbon	6	5	1	0			0	36
Zimmerman	1	1	0	0	26/28	1/7	0	35
Bova	5	0	5	0			0	30
Hinkle	4	3	0	1			0	24
Butler	3	3	0	0			0	18
Cabrelli	2	0	1	1			0	12
Kish	2	0	1	1			0	12
Miller	1	0	1	0			0	6
Sherman	1	1	0	0			0	6
Wukits	1	0	0	1			0	6
Laux	0	0	0	0	2/2	0/0	0	2
Paschka	0	0	0	0	2/2	0/0	0	2
<b>Steagles</b>	<b>32</b>	<b>17</b>	<b>11</b>	<b>4</b>	<b>30/32</b>	<b>1/7</b>	<b>0</b>	<b>225</b>
<b>Opponents</b>	<b>33</b>	<b>10</b>	<b>15</b>	<b>8</b>	<b>29/33</b>	<b>1/11</b>	<b>0</b>	<b>230</b>

Rushing	No.	Yds	Avg	Lg	TD
Hinkle	116	571	4.9	56	3
Steele	85	409	4.8	47t	4
Butler	87	362	4.2	69	3
Thurbon	71	291	4.1	25	5
Gauer	12	69	5.8	25	0
Kish	22	50	2.3	11	0
Laux	9	23	2.6	12	0
Bova	1	11	11.0	11	0
Masters	2	6	3.0	7	0
Sader	3	5	1.7	16	0
Steward	1	-6	-6.0	-6	0
Sherman	17	-20	-1.2	5	1
Zimmerman	33	-41	-1.2	12	1
<b>Steagles</b>	<b>459</b>	<b>1730</b>	<b>3.8</b>	<b>69</b>	<b>17</b>
<b>Opponents</b>	<b>312</b>	<b>793</b>	<b>2.5</b>	<b>59</b>	<b>10</b>

Receiving	No.	Yds	Avg	Lg	TD
Bova	17	419	24.6	51t	5
Cabrelli	12	199	16.6	49	1
Steele	9	168	18.7	60t	2
Kish	8	67	8.4	17	1
Thurbon	6	100	16.7	43	1
Butler	3	63	21.0	37	0
Miller	3	60	20.0	32	1
Hewitt	2	22	11.0	11	0
Laux	2	19	9.5	15	0
Gauer	2	18	9.0	14	0
Hinkle	1	3	3.0	3	0
<b>Steagles</b>	<b>65</b>	<b>1138</b>	<b>17.5</b>	<b>60t</b>	<b>11</b>
<b>Opponents</b>	<b>102</b>	<b>1393</b>	<b>13.7</b>	<b>72t</b>	<b>15</b>

TD	TD%	Int	Int%	Lg	Sk/Lost	Rat
9	7.3	17	13.7	60t	0/0	44.0
2	5.4	1	2.7	49	0/0	68.3
0	0.0	1	7.7	26	0/0	35.4
0	0.0	1	100.0	0	0/0	0.0
<b>Steagles</b>	<b>11</b>	<b>6.3</b>	<b>20</b>	<b>11.4</b>	<b>60t</b>	<b>0/0</b>
<b>Opponents</b>	<b>15</b>	<b>6.8</b>	<b>22</b>	<b>10.0</b>	<b>72t</b>	<b>0/0</b>

INTs	No.	Yds	Avg	Lg	TD
Kish	5	114	22.8	86t	1
Zimmerman	5	19	3.8	10	0
Hinkle	4	98	24.5	91	0
Cabrelli	1	24	24.0	24t	1
Laux	1	24	24.0	24	0
Graves	1	15	15.0	15	0
Wukits	1	7	7.0	7	0
Thurbon	1	3	3.0	3	0
Conti	1	0	0.0	0	0
Gauer	1	0	0.0	0	0
Miller	1	0	0.0	0	0
<b>Steagles</b>	<b>22</b>	<b>304</b>	<b>13.8</b>	<b>91</b>	<b>2</b>
<b>Opponents</b>	<b>20</b>	<b>268</b>	<b>13.4</b>	<b>45</b>	<b>1</b>

Punting	No.	Yds	Avg	Net	TB	Lg	B
Zimmerman	44	1521	34.6	31.7	0	53	2
Butler	11	407	37.0	37.0	0	45	0
Hinkle	4	78	19.5	19.5	0	45	1
Steward	2	84	42.0	42.0	0	47	0
Kish	1	42	42.0	42.0	0	42	0
<b>Steagles</b>	<b>62</b>	<b>2132</b>	<b>34.4</b>	<b>28.8</b>	<b>0</b>	<b>53</b>	<b>3</b>
<b>Opponents</b>	<b>60</b>	<b>2398</b>	<b>40.0</b>	<b>34.4</b>	<b>0</b>	<b>74</b>	<b>2</b>

Punt Returns	Ret	FC	Yds	Avg	Lg	TD
Butler	13	na	108	8.3	15	0
Steele	12	na	152	12.7	30	0
Hinkle	4	na	45	11.3	14	0
Thurbon	2	na	19	9.5	14	0
Laux	1	na	11	11.0	11	0
<b>Steagles</b>	<b>32</b>	<b>na</b>	<b>335</b>	<b>10.5</b>	<b>30</b>	<b>0</b>
<b>Opponents</b>	<b>28</b>	<b>na</b>	<b>347</b>	<b>12.4</b>	<b>34</b>	<b>0</b>

Kickoff Returns	No.	Yds	Avg	Lg	TD
Hinkle	11	217	19.7	30	0
Steele	11	236	21.5	28	0
Butler	6	92	15.3	22	0
Thurbon	6	150	25.0	35	0
Zimmerman	3	55	18.3	20	0
Masters	2	37	18.5	19	0
Sears	1	15	15.0	15	0
<b>Steagles</b>	<b>40</b>	<b>802</b>	<b>20.1</b>	<b>35</b>	<b>0</b>
<b>Opponents</b>	<b>34</b>	<b>828</b>	<b>24.4</b>	<b>98t</b>	<b>2</b>



SCHEDULE & RESULTS (2-9)					
S-13	W	24-14	at Pittsburgh	13,349	
S-20	L	14-24	at Cleveland Rams (Akron, OH)	6,434	
S-27	L	14-35	Brooklyn Dodgers (Buffalo, NY)	5,286	
O-04	L	10-14	Washington	15,500	
O-11	L	17-35	at NY Giants	28,264	
O-18	L	0-14	Pittsburgh	12,500	
O-25	L	14-45	at Chicago Bears	15,372	
N-01	L	27-30	at Washington	32,658	
N-08	L	0-14	NY Giants	13,600	
N-15	W	14-7	at Brooklyn Dodgers	3,858	
N-29	L	0-7	Green Bay	13,700	

TEAM STATS	EAGLES	OPP
<b>Total First Downs</b>	<b>124</b>	<b>131</b>
Rushing	66	78
Passing	50	40
Penalty	8	13
<b>3rd Down: Made/Att</b>	<b>na</b>	<b>na</b>
3rd Down Pct.	na	na
<b>4th Down: Made/Att</b>	<b>na</b>	<b>na</b>
4th Down Pct.	na	na
<b>Possession Avg.</b>	<b>na</b>	<b>na</b>
<b>Total Net Yards</b>	<b>2535</b>	<b>3010</b>
Avg. Per Game	230.5	273.6
Total Plays	619	642
Avg. Per Play	4.1	4.7
<b>Net Yards Rushing</b>	<b>1089</b>	<b>1717</b>
Avg. Per Game	99.0	156.1
Total Rushes	406	464
<b>Net Yards Passing</b>	<b>1416</b>	<b>1241</b>
Avg. Per Game	128.7	112.8
Sacked/Yards Lost	na	na
Gross Yards	na	na
Att./Completions	213/96	178/79
Completion Pct.	45.1	44.4
Had Intercepted	17	18
<b>Punts/Average</b>	<b>71/40.1</b>	<b>65/40.4</b>
<b>Net Punting Avg.</b>	<b>73/33.8</b>	<b>65/31.2</b>
<b>Penalties/Yards</b>	<b>47/392</b>	<b>51/452</b>
<b>Fumbles/Ball Lost</b>	<b>26/11</b>	<b>20/10</b>
<b>Touchdowns</b>	<b>18</b>	<b>33</b>
Rushing	6	15
Passing	8	12
Returns	3	5

Score By Periods	Q1	Q2	Q3	Q4	OT	Pts
Eagles	20	41	24	49	0	134
Opponents	73	38	76	52	0	239

Passing	Att	Cmp	Yds	Cmp%	Y/A	TD	TD%	Int	Int%	Lg	Sk/Lost	Rat
Thompson	203	95	1410	46.8	6.95	8	3.9	16	7.9	65t	na	50.3
Barnum	9	1	6	11.1	0.67	0	0.0	1	11.1	6	na	0.0
Jefferson	1	0	0	0.0	0.00	0	0.0	0	0.0	0	na	39.6
<b>Eagles</b>	<b>213</b>	<b>96</b>	<b>1416</b>	<b>45.1</b>	<b>6.65</b>	<b>8</b>	<b>3.8</b>	<b>17</b>	<b>8.0</b>	<b>65t</b>	<b>na</b>	<b>46.6</b>
<b>Opponents</b>	<b>178</b>	<b>79</b>	<b>1241</b>	<b>44.4</b>	<b>6.97</b>	<b>12</b>	<b>6.7</b>	<b>18</b>	<b>10.1</b>	<b>53t</b>	<b>na</b>	<b>51.0</b>

Scoring	TD	Ru	Pa	Rt	PAT	FG	2Pt	Pts
Davis	3	2	1	0			0	18
Barnum	0	0	0	0	7/8	3/7	0	16
Erdlitz	1	1	0	0	8/8	0/0	0	14
Steele	2	0	1	1	1/1	0/0	0	13
Johnson	2	0	2	0			0	12
Ted Williams	2	2	0	0			0	12
Cabrelli	1	0	1	0			0	6
Combs	1	0	1	0			0	6
Meyer	1	0	1	0			0	6
Pate	1	0	0	1			0	6
Pritchard	1	0	0	1			0	6
Sears	1	0	0	1			0	6
Supulski	1	0	1	0			0	6
Thompson	1	1	0	0			0	6
Graves	0	0	0	0	1/1	0/0	0	1
Kasky	0	0	0	0	0/0	0/1	0	0
<b>Eagles</b>	<b>18</b>	<b>6</b>	<b>8</b>	<b>4</b>	<b>17/18</b>	<b>3/8</b>	<b>0</b>	<b>134</b>
<b>Opponents</b>	<b>33</b>	<b>15</b>	<b>12</b>	<b>6</b>	<b>32/33</b>	<b>3/14</b>	<b>0</b>	<b>239</b>

Rushing	No.	Yds	Avg	Lg	TD
Davis	43	207	4.8	44	2
Pritchard	35	193	5.5	36	0
Ted Williams	50	183	3.7	33t	2
Steele	24	124	5.2	55	0
Tomasetti	45	102	2.3	14	0
Erdlitz	21	69	3.3	17	1
Barnum	30	64	2.1	7	0
Jefferson	11	57	5.2	13	0
Johnson	27	54	2.0	13	0
Stackpool	15	47	3.1	9	0
Hall	8	14	1.8	11	0
Meyer	2	13	6.5	10	0
Masters	1	3	3.0	3	0
Supulski	1	1	1.0	1	0
Binotto	1	-10	-10.0	-10	0
Thompson	92	-32	-0.3	22	1
<b>Eagles</b>	<b>406</b>	<b>1089</b>	<b>2.7</b>	<b>55</b>	<b>6</b>
<b>Opponents</b>	<b>464</b>	<b>1717</b>	<b>3.7</b>	<b>63</b>	<b>15</b>

Receiving	No.	Yds	Avg	Lg	TD
Meyer	16	324	20.3	60	1
Cabrelli	15	229	15.3	29	1
Johnson	9	123	13.7	65t	2
Ted Williams	9	58	6.4	15	0
Supulski	8	149	18.6	41t	1
Steele	7	114	16.3	36	1
Davis	6	93	15.5	48	1
Erdlitz	5	78	15.6	42	0
Priestley	4	47	11.8	15	0
Combs	4	44	11.0	19t	1
Tomasetti	4	22	5.5	8	0
Barnum	3	54	18.0	32	0
Stackpool	2	59	29.5	39	0
Hall	2	18	9.0	14	0
Pritchard	2	4	2.0	4	0
<b>Eagles</b>	<b>96</b>	<b>1416</b>	<b>14.8</b>	<b>65t</b>	<b>8</b>
<b>Opponents</b>	<b>79</b>	<b>1241</b>	<b>15.7</b>	<b>53t</b>	<b>12</b>

INTs	No.	Yds	Avg	Lg	TD
Thompson	4	28	7.0	22	0
Pritchard	3	23	7.7	10	0
Steele	2	49	24.5	29	0
Davis	2	35	17.5	35	0
Tomasetti	1	23	23.0	23	0
Barnum	1	11	11.0	11	0
Hayden	1	5	5.0	5	0
Supulski	1	5	5.0	5	0
Erdlitz	1	0	0.0	0	0
Gerber	1	0	0.0	0	0
Graves	1	0	0.0	0	0
<b>Eagles</b>	<b>18</b>	<b>179</b>	<b>9.9</b>	<b>35</b>	<b>0</b>
<b>Opponents</b>	<b>17</b>	<b>224</b>	<b>13.2</b>	<b>34</b>	<b>0</b>

Punting	No.	Yds	Avg	Net	TB	Lg	B
Barnum	50	2106	42.1	37.5	0	65	1
Pritchard	17	595	35.0	35.0	0	45	0
Steele	2	61	30.5	30.5	0	51	1
Hall	1	36	36.0	36.0	0	36	0
Jefferson	1	50	50.0	50.0	0	50	0
<b>Eagles</b>	<b>71</b>	<b>2848</b>	<b>40.1</b>	<b>33.8</b>	<b>0</b>	<b>65</b>	<b>2</b>
<b>Opponents</b>	<b>65</b>	<b>2627</b>	<b>40.4</b>	<b>31.2</b>	<b>0</b>	<b>63</b>	<b>0</b>

Punt Returns	Ret	FC	Yds	Avg	Lg	TD
Pritchard	11	na	107	9.7	19	0
Davis	10	na	84	8.4	16	0
Steele	9	na	264	20.4	80t	1
Thompson	8	na	60	7.5	12	0
Tomasetti	3	na	37	12.3	20	0
Barnum	1	na	44	44.0	44	0
<b>Eagles</b>	<b>42</b>	<b>na</b>	<b>596</b>	<b>14.2</b>	<b>80t</b>	<b>1</b>
<b>Opponents</b>	<b>31</b>	<b>na</b>	<b>445</b>	<b>14.4</b>	<b>51</b>	<b>0</b>

Kickoff Returns	No.	Yds	Avg	Lg	TD
Davis	9	140	15.6	28	0
Steele	6	140	23.3	36	0
Thompson	5	76	15.2	22	0
Pritchard	3	134	44.7	97t	1
Tomasetti	4	90	22.5	31	0
Jefferson	3	74	24.7	22	0
Ted Williams	3	58	19.3	22	0
Johnson	2	40	20.0	20	0
Barnum	1	16	16.0	16	0
Erdlitz	1	25	25.0	25	0
Hall	1	22	22.0	22	0
Hrabetin	1	7	7.0	7	0
Meyer	1	14	14.0	14	0
Smith	1	13	13.0	13	0
Stackpool	1	13	13.0	13	0
<b>Eagles</b>	<b>42</b>	<b>900</b>	<b>21.4</b>	<b>97t</b>	<b>1</b>
<b>Opponents</b>	<b>26</b>	<b>632</b>	<b>24.3</b>	<b>95t</b>	<b>1</b>



SCHEDULE & RESULTS (2-8-1)

Table with 6 columns: Date, Day, Opponent, Location, Score, and Result. Lists games from S-13 to D-07.

TEAM STATS EAGLES OPP

Summary statistics for Eagles and Opponents across various categories like Total First Downs, Net Yards, and Punting.

Passing stats table with columns: Player, Att, Cmp, Yds, Cmp%, Y/A, TD, TD%, Int, Int%, Lg, Sk/Lost, Rat.

Scoring stats table with columns: Player, TD, Ru, Pa, Rt, PAT, FG, 2Pt, Pts.

Rushing stats table with columns: Player, No., Yds, Avg, Lg, TD.

Receiving stats table with columns: Player, No., Yds, Avg, Lg, TD.

TD, TD%, Int, Int%, Lg, Sk/Lost, Rat summary table.

INTs table with columns: Player, No., Yds, Avg, Lg, TD.

Punting table with columns: Player, No., Yds, Avg, Net, TB, Lg, B.

Punt Returns table with columns: Player, Ret, FC, Yds, Avg, Lg, TD.

Kickoff Returns table with columns: Player, No., Yds, Avg, Lg, TD.





SCHEDULE & RESULTS (1-10)					
S-15	L	20-27	at Green Bay	11,657	
S-22	L	13-21	at Cleveland Rams	15,941	
S-28	L	14-20	NY Giants	26,431	
O-04	L	17-30	at Brooklyn Dodgers	24,008	
O-13	L	7-17	at NY Giants	30,317	
O-20	L	17-34	Washington	25,062	
O-26	L	7-21	Brooklyn Dodgers	6,500	
N-10	L	3-7	at Pittsburgh	9,556	
N-17	L	0-21	Detroit	6,327	
N-28	W	7-0	Pittsburgh	4,200	
D-01	L	6-13	at Washington	25,838	

TEAM STATS	EAGLES	OPP
<b>Total First Downs</b>	<b>122</b>	<b>115</b>
Rushing	40	77
Passing	72	35
Penalty	10	3
<b>3rd Down: Made/Att</b>	<b>na</b>	<b>na</b>
3rd Down Pct.	na	na
<b>4th Down: Made/Att</b>	<b>na</b>	<b>na</b>
4th Down Pct.	na	na
<b>Possession Avg.</b>	<b>na</b>	<b>na</b>
<b>Total Net Yards</b>	<b>2153</b>	<b>2790</b>
Avg. Per Game	195.7	253.6
Total Plays	679	611
Avg. Per Play	3.2	4.6
<b>Net Yards Rushing</b>	<b>298</b>	<b>1778</b>
Avg. Per Game	27.1	161.6
Total Rushes	317	460
<b>Net Yards Passing</b>	<b>1855</b>	<b>1012</b>
Avg. Per Game	168.6	92.0
Sacked/Yards Lost	na	na
Gross Yards	na	na
Att./Completions	362/152	151/80
Completion Pct.	42.0	53.0
Had Intercepted	20	12
<b>Punts/Average</b>	<b>87/36.5</b>	<b>74/37.6</b>
<b>Net Punting Avg.</b>	<b>87/29.1</b>	<b>76/32.3</b>
<b>Penalties/Yards</b>	<b>na</b>	<b>na</b>
<b>Fumbles/Ball Lost</b>	<b>na</b>	<b>na</b>
<b>Touchdowns</b>	<b>15</b>	<b>28</b>
Rushing	8	18
Passing	6	9
Returns	1	1

Score By Periods	Q1	Q2	Q3	Q4	OT	Pts
Eagles	16	27	14	54	0	111
Opponents	65	46	64	36	0	211

Passing	Att	Cmp	Yds	Cmp%	Y/A	TD	TD%	Int	Int%	Lg	Sk/Lost	Rat
O'Brien	277	124	1290	44.8	4.66	5	1.8	17	6.1	na	na	39.2
Watkins	85	28	565	32.9	6.65	1	1.2	3	3.5	na	na	46.4
<b>Eagles</b>	<b>362</b>	<b>152</b>	<b>1855</b>	<b>42.0</b>	<b>5.12</b>	<b>6</b>	<b>1.7</b>	<b>20</b>	<b>5.5</b>	<b>na</b>	<b>na</b>	<b>40.9</b>
<b>Opponents</b>	<b>151</b>	<b>80</b>	<b>1012</b>	<b>53.0</b>	<b>6.70</b>	<b>9</b>	<b>6.0</b>	<b>12</b>	<b>7.9</b>	<b>na</b>	<b>na</b>	<b>60.9</b>

Scoring	TD	Ru	Pa	Rt	PAT	FG	2Pt	Pts
Looney	5	0	4	1			0	30
Riffle	5	4	1	0			0	30
Emmons	2	1	1	0			0	12
Somers	0	0	0	0	1/1	2/9	0	7
Bukant	1	1	0	0			0	6
Cole	0	0	0	0	3/4	1/1	0	6
Hackney	1	1	0	0			0	6
Murray	0	0	0	0	6/8	0/1	0	6
O'Brien	1	1	0	0			0	6
Watkins	0	0	0	0	2/2	0/0	0	2
<b>Eagles</b>	<b>15</b>	<b>8</b>	<b>6</b>	<b>1</b>	<b>12/15</b>	<b>3/11</b>	<b>0</b>	<b>111</b>
<b>Opponents</b>	<b>28</b>	<b>18</b>	<b>9</b>	<b>1</b>	<b>23/28</b>	<b>6/11</b>	<b>1</b>	<b>211</b>

Rushing	No.	Yds	Avg	Lg	TD
Riffle	81	238	2.9	na	4
Hackney	32	101	3.2	na	1
Emmons	29	77	2.7	na	1
Cole	26	75	2.9	na	0
Bukant	18	50	2.8	na	1
Arnold	3	9	3.0	na	0
Murray	8	7	0.9	na	0
Schmitt	1	6	6.0	6	0
McDonald	2	-2	-1.0	na	0
Carter	1	-3	-3.0	-3	0
Looney	2	-4	-2.0	na	0
Watkins	14	-76	-5.4	na	0
O'Brien	100	-180	-1.8	na	1
<b>Eagles</b>	<b>317</b>	<b>298</b>	<b>0.9</b>	<b>na</b>	<b>8</b>
<b>Opponents</b>	<b>460</b>	<b>1778</b>	<b>3.9</b>	<b>na</b>	<b>18</b>

Receiving	No.	Yds	Avg	Lg	TD
Looney	58	707	12.2	na	4
Ramsey	17	143	8.4	na	0
McDonald	14	289	20.6	na	0
Carter	12	201	16.8	na	0
Murray	12	125	10.4	na	0
Wendlick	8	67	8.4	na	0
Riffle	8	58	7.3	na	1
Arnold	7	145	20.7	na	0
Kolberg	6	43	7.2	na	0
Emmons	3	19	6.3	na	1
Cole	2	11	5.5	na	0
Hackney	2	4	2.0	na	0
Newton	1	22	22.0	22	0
Bukant	1	13	13.0	13	0
Schmitt	1	8	8.0	8	0
<b>Eagles</b>	<b>152</b>	<b>1855</b>	<b>12.2</b>	<b>na</b>	<b>6</b>
<b>Opponents</b>	<b>80</b>	<b>1012</b>	<b>12.7</b>	<b>na</b>	<b>9</b>

INTs	No.	Yds	Avg	Lg	TD
O'Brien	4	92	23.0	51	0
Murray	2	10	5.0	6	0
Kolberg	1	15	15.0	15	0
Newton	1	12	12.0	12	0
Bukant	1	10	10.0	10	0
Ramsey	1	5	5.0	5	0
Arnold	1	4	4.0	4	0
Cherundolo	1	0	0.0	0	0
<b>Eagles</b>	<b>12</b>	<b>148</b>	<b>12.3</b>	<b>51</b>	<b>0</b>
<b>Opponents</b>	<b>20</b>	<b>142</b>	<b>7.1</b>	<b>45</b>	<b>0</b>

Punting	No.	Yds	Avg	Net	TB	Lg	B
Murray	30	1098	36.6	36.6	0	50	0
Bukant	15	568	37.9	37.9	0	52	0
Riffle	14	479	34.2	34.2	0	48	0
Cole	10	336	33.6	33.6	0	66	0
Kolberg	10	401	40.1	40.1	0	50	0
O'Brien	6	246	41.0	41.0	0	56	0
Watkins	2	45	22.5	22.5	0	35	0
<b>Eagles</b>	<b>87</b>	<b>3173</b>	<b>36.5</b>	<b>29.1</b>	<b>0</b>	<b>66</b>	<b>0</b>
<b>Opponents</b>	<b>74</b>	<b>2781</b>	<b>37.6</b>	<b>32.3</b>	<b>0</b>	<b>85</b>	<b>2</b>



SCHEDULE & RESULTS (1-9-1)				
S-17	L	0-7	Washington	33,258
S-24	L	3-13	NY Giants	30,600
O-01	T	0-0	Brooklyn Dodgers	1,880
O-15	L	10-27	at NY Giants	34,471
O-22	L	14-23	at Brooklyn Dodgers	13,057
N-05	L	6-7	at Washington	20,444
N-12	L	16-23	Green Bay	23,000
N-19	L	14-27	at Chicago Bears	21,398
N-23	W	17-14	Pittsburgh	20,000
N-26	L	12-24	at Pittsburgh	8,788
D-03	L	13-35	at Cleveland Rams (Col. Springs, CO)	9,189

TEAM STATS	EAGLES	OPP
<b>Total First Downs</b>	<b>97</b>	<b>107</b>
Rushing	43	63
Passing	44	38
Penalty	10	6
<b>3rd Down: Made/Att</b>	<b>na</b>	<b>na</b>
3rd Down Pct.	na	na
<b>4th Down: Made/Att</b>	<b>na</b>	<b>na</b>
4th Down Pct.	na	na
<b>Possession Avg.</b>	<b>na</b>	<b>na</b>
<b>Total Net Yards</b>	<b>2165</b>	<b>2954</b>
Avg. Per Game	196.8	268.5
Total Plays	596	665
Avg. Per Play	3.6	4.4
<b>Net Yards Rushing</b>	<b>631</b>	<b>1661</b>
Avg. Per Game	57.4	151.0
Total Rushes	329	455
<b>Net Yards Passing</b>	<b>1516</b>	<b>1290</b>
Avg. Per Game	137.8	117.3
Sacked/Yards Lost	na	na
Gross Yards	na	na
Att./Completions	267/119	210/98
Completion Pct.	44.6	46.7
Had Intercepted	22	17
<b>Punts/Average</b>	<b>88/39.9</b>	<b>73/39.6</b>
<b>Net Punting Avg.</b>	<b>88/34.6</b>	<b>73/34.5</b>
<b>Penalties/Yards</b>	<b>na</b>	<b>na</b>
<b>Fumbles/Ball Lost</b>	<b>28/15</b>	<b>24/13</b>
<b>Touchdowns</b>	<b>14</b>	<b>25</b>
Rushing	5	11
Passing	7	11
Returns	1	3

Score By Periods	Q1	Q2	Q3	Q4	OT	Pts
Eagles	9	34	16	46	0	105
Opponents	37	54	48	61	0	200

Passing	Att	Cmp	Yds	Cmp%	Y/A	TD	TD%	Int	Int%	Lg	Sk/Lost	Rat
O'Brien	201	99	1324	49.3	6.59	6	3.0	17	8.5	na	na	45.3
Mortell	41	12	134	29.3	3.27	1	2.4	0	0.0	na	na	48.8
Smukler	20	7	56	35.0	2.80	0	0.0	4	20.0	na	na	4.2
Riffle	4	1	2	25.0	0.50	0	0.0	1	25.0	na	na	0.0
Bukant	1	0	0	0.0	0.00	0	0.0	0	0.0	na	na	39.6
Hewitt	0	0	0	---	---	0	---	0	---	na	na	---
<b>Eagles</b>	<b>267</b>	<b>119</b>	<b>1516</b>	<b>44.6</b>	<b>5.68</b>	<b>7</b>	<b>2.6</b>	<b>22</b>	<b>8.2</b>	<b>na</b>	<b>na</b>	<b>37.3</b>
<b>Opponents</b>	<b>210</b>	<b>98</b>	<b>1290</b>	<b>46.7</b>	<b>6.14</b>	<b>11</b>	<b>5.2</b>	<b>17</b>	<b>8.1</b>	<b>na</b>	<b>na</b>	<b>50.3</b>

Scoring	TD	Ru	Pa	Rt	PAT	FG	2Pt	Pts
Murray	2	1	1	0	8/12	2/4	0	26
Bukant	3	3	0	0			0	18
Arnold	2	0	1	1			0	12
Carter	2	0	2	0			0	12
Reese	0	0	0	0	1/1	2/4	0	7
Hewitt	1	0	1	0			0	6
Newton	1	0	1	0			0	6
O'Brien	1	1	0	0			0	6
Ramsey	1	0	1	0			0	6
Schmitt	1	0	0	1			0	6
<b>Eagles</b>	<b>14</b>	<b>5</b>	<b>7</b>	<b>2</b>	<b>9/13</b>	<b>4/8</b>	<b>0</b>	<b>105</b>
<b>Opponents</b>	<b>25</b>	<b>11</b>	<b>11</b>	<b>3</b>	<b>23/25</b>	<b>9/18</b>	<b>0</b>	<b>200</b>

Rushing	No.	Yds	Avg	Lg	TD
Smukler	45	218	4.8	na	0
Murray	49	137	2.8	na	1
Bukant	59	136	2.3	na	3
Mortell	37	88	2.4	na	0
Riffle	18	61	3.4	na	0
Ellis	1	6	6.0	6	0
Carter	1	4	4.0	4	0
Arnold	8	1	0.1	na	0
Hewitt	1	1	1.0	1	0
Newton	1	0	0.0	0	0
Dow	1	-7	-7.0	-7	0
O'Brien	108	-14	-0.1	na	1
<b>Eagles</b>	<b>329</b>	<b>631</b>	<b>1.9</b>	<b>na</b>	<b>5</b>
<b>Opponents</b>	<b>455</b>	<b>1661</b>	<b>3.7</b>	<b>na</b>	<b>11</b>

Receiving	No.	Yds	Avg	Lg	TD
Ramsey	31	359	11.6	na	1
Carter	24	292	12.2	na	2
Hewitt	15	243	16.2	na	1
Arnold	13	207	15.9	na	1
Murray	13	144	11.1	na	1
Newton	9	123	13.7	na	1
Riffle	6	57	9.5	na	0
Dow	5	58	11.6	na	0
Kolberg	3	33	11.0	na	0
<b>Eagles</b>	<b>119</b>	<b>1516</b>	<b>12.7</b>	<b>na</b>	<b>7</b>
<b>Opponents</b>	<b>98</b>	<b>1290</b>	<b>13.2</b>	<b>na</b>	<b>11</b>



SCHEDULE & RESULTS (5-6)				
S-11	L	23-26	Washington	20,000
S-16	W	27-7	at Pittsburgh (Buffalo, NY)	19,749
S-25	W	14-10	NY Giants	20,000
O-02	L	6-28	Chicago Bears	22,245
O-16	L	7-17	at NY Giants	33,187
O-23	L	14-20	at Washington	3,000
O-26	W	7-0	at Chicago Cardinals (Erie, PA)	15,000
N-06	L	7-10	Brooklyn Dodgers	12,000
N-13	L	14-32	at Brooklyn Dodgers	13,052
N-20	W	14-7	Pittsburgh Pirates (Charleston, WV)	6,500
D-04	W	21-7	at Detroit	19,000

TEAM STATS	EAGLES	OPP
<b>Total First Downs</b>	<b>86</b>	<b>146</b>
Rushing	47	89
Passing	30	46
Penalty	9	11
<b>3rd Down: Made/Att</b>	<b>na</b>	<b>na</b>
3rd Down Pct.	na	na
<b>4th Down: Made/Att</b>	<b>na</b>	<b>na</b>
4th Down Pct.	na	na
<b>Possession Avg.</b>	<b>na</b>	<b>na</b>
<b>Total Net Yards</b>	<b>1927</b>	<b>3270</b>
Avg. Per Game	175.2	297.3
Total Plays	537	660
Avg. Per Play	3.6	5.0
<b>Net Yards Rushing</b>	<b>1011</b>	<b>1855</b>
Avg. Per Game	91.9	168.6
Total Rushes	346	463
<b>Net Yards Passing</b>	<b>917</b>	<b>1396</b>
Avg. Per Game	83.4	126.9
Sacked/Yards Lost	na	na
Gross Yards	na	na
Att./Completions	191/64	197/97
Completion Pct.	33.5	49.2
Had Intercepted	19	16
<b>Punts/Average</b>	<b>na</b>	<b>na</b>
<b>Net Punting Avg.</b>	<b>na</b>	<b>na</b>
<b>Penalties/Yards</b>	<b>na</b>	<b>na</b>
<b>Fumbles/Ball Lost</b>	<b>na</b>	<b>na</b>
<b>Touchdowns</b>	<b>22</b>	<b>22</b>
Rushing	2	12
Passing	15	7
Returns	5	3

Score By Periods	Q1	Q2	Q3	Q4	OT	Pts
Eagles	31	40	56	27	0	154
Opponents	28	65	39	32	0	164

Passing	Att	Cmp	Yds	Cmp%	Y/A	TD	TD%	Int	Int%	Lg	Sk/Lost	Rat
Smukler	102	42	524	41.2	5.14	8	7.8	8	7.8	na	na	51.3
Mortell	57	12	201	21.1	3.53	6	10.5	7	12.3	na	na	37.3
Riffle	31	9	178	29.0	5.74	1	3.2	4	12.9	na	na	22.2
Bukant	1	1	14	100.0	14.00	0	0.0	0	0.0	na	na	118.8
<b>Eagles</b>	<b>191</b>	<b>64</b>	<b>917</b>	<b>33.5</b>	<b>4.80</b>	<b>15</b>	<b>7.9</b>	<b>19</b>	<b>9.9</b>	<b>na</b>	<b>na</b>	<b>36.6</b>
<b>Opponents</b>	<b>197</b>	<b>97</b>	<b>1396</b>	<b>49.2</b>	<b>7.09</b>	<b>7</b>	<b>3.6</b>	<b>16</b>	<b>8.1</b>	<b>na</b>	<b>na</b>	<b>50.6</b>

Scoring	TD	Ru	Pa	Rt	PAT	FG	2Pt	Pts
Carter	8	0	7	1			0	48
Arnold	4	0	2	2	3/3	0/1	0	27
Hewitt	4	0	4	0			0	24
Smukler	2	1	0	1	6/6	0/2	0	18
Reese	0	0	0	0	10/13	1/6	0	13
Dow	1	0	1	0			0	6
Pylman	1	0	0	1			0	6
Ramsey	1	0	1	0			0	6
Riffle	1	1	0	0			0	6
Burnette LG	0	0	0	0	0/0	0/1	0	0
<b>Eagles</b>	<b>22</b>	<b>2</b>	<b>15</b>	<b>5</b>	<b>19/22</b>	<b>1/9</b>	<b>0</b>	<b>154</b>
<b>Opponents</b>	<b>22</b>	<b>12</b>	<b>7</b>	<b>3</b>	<b>17/21</b>	<b>4/4</b>	<b>0</b>	<b>164</b>

Rushing	No.	Yds	Avg	Lg	TD
Smukler	96	313	3.3	na	1
Mortell	110	296	2.7	na	0
Riffle	65	227	3.5	na	1
Bukant	48	119	2.5	na	0
Arnold	19	22	1.2	na	0
Dow	4	20	5.0	na	0
Keen	3	10	3.3	na	0
Cole	1	4	4.0	4	0
<b>Eagles</b>	<b>346</b>	<b>1011</b>	<b>2.9</b>	<b>na</b>	<b>2</b>
<b>Opponents</b>	<b>463</b>	<b>1855</b>	<b>4.0</b>	<b>na</b>	<b>12</b>

Receiving	No.	Yds	Avg	Lg	TD
Carter	27	386	14.3	na	7
Hewitt	18	237	13.2	na	4
Arnold	6	74	12.3	na	2
Ramsey	5	122	24.4	na	1
Dow	5	88	17.6	na	1
Cole	2	9	4.5	na	0
Pylman	1	1	1.0	1	0
<b>Eagles</b>	<b>64</b>	<b>917</b>	<b>14.3</b>	<b>na</b>	<b>15</b>
<b>Opponents</b>	<b>97</b>	<b>1396</b>	<b>14.4</b>	<b>na</b>	<b>7</b>



SCHEDULE & RESULTS (2-8-1)					
S-05	L	14-27	at Pittsburgh	8,588	
S-10	L	7-13	Brooklyn Dodgers	5,221	
S-21	L	3-21	Cleveland Rams	3,107	
S-28	T	6-6	Chicago Cardinals	3,912	
O-03	L	7-16	NY Giants	4,878	
O-10	W	14-0	at Washington	7,320	
O-17	L	0-21	at NY Giants	20,089	
O-24	L	7-10	Washington	6,580	
O-31	L	7-16	at Pittsburgh Pirates	2,772	
N-07	W	14-10	at Brooklyn Dodgers	8,373	
N-14	L	7-37	at Green Bay	13,340	

TEAM STATS	EAGLES	OPP				
<b>Total First Downs</b>	<b>67</b>	<b>130</b>				
Rushing	na	na				
Passing	na	na				
Penalty	na	na				
<b>3rd Down: Made/Att</b>	<b>na</b>	<b>na</b>				
3rd Down Pct.	na	na				
<b>4th Down: Made/Att</b>	<b>na</b>	<b>na</b>				
4th Down Pct.	na	na				
<b>Possession Avg.</b>	<b>na</b>	<b>na</b>				
<b>Total Net Yards</b>	<b>1766</b>	<b>3150</b>				
Avg. Per Game	160.5	286.4				
Total Plays	492	698				
Avg. Per Play	3.6	4.5				
<b>Net Yards Rushing</b>	<b>884</b>	<b>1812</b>				
Avg. Per Game	80.4	164.7				
Total Rushes	285	502				
<b>Net Yards Passing</b>	<b>849</b>	<b>1315</b>				
Avg. Per Game	77.2	119.5				
Sacked/Yards Lost	na	na				
Gross Yards	na	na				
Att./Completions	207/63	196/79				
Completion Pct.	30.4	40.3				
Had Intercepted	24	19				
<b>Punts/Average</b>	<b>na</b>	<b>na</b>				
<b>Net Punting Avg.</b>	<b>na</b>	<b>na</b>				
<b>Penalties/Yards</b>	<b>na</b>	<b>na</b>				
<b>Fumbles/Ball Lost</b>	<b>na</b>	<b>na</b>				
<b>Touchdowns</b>	<b>12</b>	<b>24</b>				
Rushing	2	6				
Passing	8	15				
Returns	2	3				
<b>Score By Periods</b>	<b>Q1</b>	<b>Q2</b>	<b>Q3</b>	<b>Q4</b>	<b>OT</b>	<b>Pts</b>
Eagles	21	31	0	34	0	86
Opponents	35	43	28	71	0	177

Passing	Att	Cmp	Yds	Cmp%	Y/A	TD	TD%	Int	Int%	Lg	Sk/Lost	Rat
Smukler	118	42	432	35.6	3.66	5	4.2	14	11.9	na	na	21.5
Mortell	71	18	320	25.4	4.51	2	2.8	8	11.3	na	na	15.7
Kusko	7	2	11	28.6	1.57	0	0.0	2	28.6	na	na	0.0
Keen	5	1	86	20.0	17.20	1	20.0	0	0.0	na	na	118.8
Baze	3	0	0	0.0	0.00	0	0.0	0	0.0	na	na	39.6
Hanson	2	0	0	0.0	0.00	0	0.0	0	0.0	na	na	39.6
Frey	1	0	0	0.0	0.00	0	0.0	0	0.0	na	na	39.6
<b>Eagles</b>	<b>207</b>	<b>63</b>	<b>849</b>	<b>30.4</b>	<b>4.10</b>	<b>8</b>	<b>3.9</b>	<b>24</b>	<b>11.6</b>	<b>na</b>	<b>na</b>	<b>17.8</b>
<b>Opponents</b>	<b>196</b>	<b>79</b>	<b>1315</b>	<b>40.3</b>	<b>6.71</b>	<b>15</b>	<b>7.7</b>	<b>19</b>	<b>9.7</b>	<b>na</b>	<b>na</b>	<b>49.6</b>

Scoring	TD	Ru	Pa	Rt	PAT	FG	2Pt	Pts
Hewitt	5	0	5	0			0	30
Carter	3	0	3	0			0	18
Smukler	1	1	0	0	8/9	1/1	0	17
Hanson	1	1	0	0			0	6
Harper	1	0	0	1			0	6
Pilconis	1	0	0	1			0	6
Reese	0	0	0	0	3/3	0/0	0	3
<b>Eagles</b>	<b>12</b>	<b>2</b>	<b>8</b>	<b>2</b>	<b>11/12</b>	<b>1/1</b>	<b>0</b>	<b>86</b>
<b>Opponents</b>	<b>24</b>	<b>6</b>	<b>15</b>	<b>3</b>	<b>18/24</b>	<b>5/7</b>	<b>0</b>	<b>177</b>

Rushing	No.	Yds	Avg	Lg	TD
Mortell	100	312	3.1	na	0
Smukler	92	247	2.7	na	1
Keen	34	154	4.5	na	0
Hanson	18	59	3.3	na	1
Masters	9	32	3.6	na	0
Kusko	17	27	1.6	na	0
Pilconis	2	21	10.5	na	0
Baze	3	14	4.7	na	0
Frey	5	11	2.2	na	0
Arnold	5	7	1.4	na	0
<b>Eagles</b>	<b>285</b>	<b>884</b>	<b>3.1</b>	<b>na</b>	<b>2</b>
<b>Opponents</b>	<b>502</b>	<b>1812</b>	<b>3.6</b>	<b>na</b>	<b>6</b>

Receiving	No.	Yds	Avg	Lg	TD
Hewitt	16	197	12.3	na	5
Carter	15	282	18.8	na	3
Arnold	8	142	17.8	na	0
Pilconis	6	59	9.8	na	0
Keen	5	45	9.0	na	0
Masters	4	60	15.0	na	0
Frey	4	19	4.8	na	0
Kusko	2	47	23.5	na	0
Baze	1	2	2.0	2	0
Mortell	1	0	0.0	0	0
Smukler	1	-4	-4.0	-4	0
<b>Eagles</b>	<b>63</b>	<b>849</b>	<b>13.5</b>	<b>na</b>	<b>8</b>
<b>Opponents</b>	<b>79</b>	<b>1315</b>	<b>16.6</b>	<b>na</b>	<b>15</b>



SCHEDULE & RESULTS (1-11)					
S-13	W	10-7	NY Giants	20,000	
S-20	L	3-26	Boston	20,000	
S-27	L	0-17	Chicago Bears	25,000	
O-04	L	0-18	at Brooklyn Dodgers	10,000	
O-11	L	0-23	Detroit	15,000	
O-14	L	0-17	at Pittsburgh	10,042	
O-18	L	7-17	at Boston	4,000	
O-25	L	17-21	at NY Giants	15,000	
N-05	L	0-6	Pittsburgh (Johnstown, PA)	7,891	
N-08	L	0-13	at Chicago Cardinals	1,500	
N-22	L	7-28	Chicago Bears	10,000	
N-29	L	7-13	Brooklyn Dodgers	5,000	

TEAM STATS	EAGLES	OPP
<b>Total First Downs</b>	<b>99</b>	<b>132</b>
Rushing	na	na
Passing	na	na
Penalty	na	na
<b>3rd Down: Made/Att</b>	<b>na</b>	<b>na</b>
3rd Down Pct.	na	na
<b>4th Down: Made/Att</b>	<b>na</b>	<b>na</b>
4th Down Pct.	na	na
<b>Possession Avg.</b>	<b>na</b>	<b>na</b>
<b>Total Net Yards</b>	<b>2068</b>	<b>2857</b>
Avg. Per Game	172.3	238.1
Total Plays	643	615
Avg. Per Play	3.2	4.6
<b>Net Yards Rushing</b>	<b>1415</b>	<b>1973</b>
Avg. Per Game	117.9	164.4
Total Rushes	473	468
<b>Net Yards Passing</b>	<b>603</b>	<b>853</b>
Avg. Per Game	50.3	71.1
Sacked/Yards Lost	na	na
Gross Yards	na	na
Att./Completions	170/39	147/61
Completion Pct.	22.9	41.5
Had Intercepted	36	15
<b>Punts/Average</b>	<b>na</b>	<b>na</b>
<b>Net Punting Avg.</b>	<b>na</b>	<b>na</b>
<b>Penalties/Yards</b>	<b>na</b>	<b>na</b>
<b>Fumbles/Ball Lost</b>	<b>na</b>	<b>na</b>
<b>Touchdowns</b>	<b>6</b>	<b>26</b>
Rushing	2	12
Passing	3	10
Returns	1	4

Score By Periods	Q1	Q2	Q3	Q4	OT	Pts
Eagles	17	10	7	17	0	51
Opponents	23	74	57	52	0	206

Passing	Att	Cmp	Yds	Cmp%	Y/A	TD	TD%	Int	Int%	Lg	Sk/Lost	Rat
Smukler	68	21	345	30.9	5.07	3	4.4	6	8.8	na	na	26.9
Jackson	35	7	80	20.0	2.29	0	0.0	11	31.4	na	na	0.0
Kusko	27	6	108	22.2	4.00	0	0.0	8	29.6	na	na	4.2
Hanson	15	0	0	0.0	0.00	0	0.0	4	26.7	0	na	0.0
Thomason	10	1	11	10.0	1.10	0	0.0	3	30.0	11	na	0.0
Leonard	6	2	45	33.3	7.50	0	0.0	2	33.3	na	na	21.5
Masters	6	1	11	16.7	1.83	0	0.0	1	16.7	11	na	0.0
Bassman	3	1	3	33.3	1.00	0	0.0	1	33.3	3	na	2.8
Manske	0	0	0	---	---	0	---	0	---	0	na	---
<b>Eagles</b>	<b>170</b>	<b>39</b>	<b>603</b>	<b>22.9</b>	<b>3.55</b>	<b>3</b>	<b>1.8</b>	<b>36</b>	<b>21.2</b>	<b>na</b>	<b>na</b>	<b>8.2</b>
<b>Opponents</b>	<b>147</b>	<b>61</b>	<b>853</b>	<b>41.5</b>	<b>5.80</b>	<b>10</b>	<b>6.8</b>	<b>15</b>	<b>10.2</b>	<b>na</b>	<b>na</b>	<b>43.9</b>

Scoring	TD	Ru	Pa	Rt	PAT	FG	2Pt	Pts
Reese	0	0	0	0	3/3	2/2	0	9
Thomason	1	0	0	1	1/1	0/0	0	7
Carter	1	0	1	0			0	6
Hanson	1	1	0	0			0	6
Kusko	1	1	0	0			0	6
Leonard	1	0	1	0			0	6
Pilconis	1	0	1	0			0	6
Smukler	0	0	0	0	2/2	1/1	0	5
<b>Eagles</b>	<b>6</b>	<b>2</b>	<b>3</b>	<b>1</b>	<b>6/6</b>	<b>3/3</b>	<b>0</b>	<b>51</b>
<b>Opponents</b>	<b>26</b>	<b>12</b>	<b>10</b>	<b>4</b>	<b>20/26</b>	<b>10/13</b>	<b>0</b>	<b>206</b>

Rushing	No.	Yds	Avg	Lg	TD
Hanson	119	359	3.0	na	1
Thomason	109	333	3.1	na	0
Smukler	99	321	3.2	na	0
Kusko	49	209	4.3	na	1
Jackson	46	76	1.7	na	0
Leonard	33	72	2.2	na	0
Bassman	4	19	4.8	na	0
Masters	7	18	2.6	na	0
Frey	7	8	1.1	na	0
<b>Eagles</b>	<b>473</b>	<b>1415</b>	<b>3.0</b>	<b>na</b>	<b>2</b>
<b>Opponents</b>	<b>468</b>	<b>1973</b>	<b>4.2</b>	<b>na</b>	<b>12</b>

Receiving	No.	Yds	Avg	Lg	TD
Manske	17	325	19.1	na	0
Leonard	5	46	9.2	na	1
Pilconis	4	51	12.8	na	1
Carter	4	42	10.5	na	1
Frey	3	65	21.7	na	0
Hanson	3	33	11.0	na	0
Bassman	2	38	19.0	na	0
Mulligan	1	3	3.0	3	0
<b>Eagles</b>	<b>39</b>	<b>603</b>	<b>15.5</b>	<b>na</b>	<b>3</b>
<b>Opponents</b>	<b>61</b>	<b>853</b>	<b>14.0</b>	<b>na</b>	<b>10</b>



SCHEDULE & RESULTS (2-9)				
S-13	L	7-17	Pittsburgh	NA
S-20	L	0-35	at Detroit	12,000
O-09	W	17-6	at Pittsburgh	6,271
O-13	L	0-39	Chicago Bears	NA
O-27	L	6-17	at Brooklyn Dodgers	NA
N-03	W	7-6	at Boston	10,000
N-05	L	0-3	Brooklyn Dodgers	NA
N-10	L	3-12	at Chicago Cardinals	6,000
N-24	L	0-10	at NY Giants	NA
D-01	L	14-21	NY Giants	NA
D-08	L	6-13	Green Bay	4,000

TEAM STATS	EAGLES	OPP				
<b>Total First Downs</b>	<b>82</b>	<b>117</b>				
Rushing	na	na				
Passing	na	na				
Penalty	na	na				
<b>3rd Down: Made/Att</b>	<b>na</b>	<b>na</b>				
3rd Down Pct.	na	na				
<b>4th Down: Made/Att</b>	<b>na</b>	<b>na</b>				
4th Down Pct.	na	na				
<b>Possession Avg.</b>	<b>na</b>	<b>na</b>				
<b>Total Net Yards</b>	<b>2003</b>	<b>2667</b>				
Avg. Per Game	182.1	242.5				
Total Plays	580	611				
Avg. Per Play	3.5	4.4				
<b>Net Yards Rushing</b>	<b>1054</b>	<b>1697</b>				
Avg. Per Game	95.8	154.3				
Total Rushes	411	443				
<b>Net Yards Passing</b>	<b>823</b>	<b>871</b>				
Avg. Per Game	74.8	79.2				
Sacked/Yards Lost	na	na				
Gross Yards	na	na				
Att./Completions	169/46	168/59				
Completion Pct.	27.2	35.1				
Had Intercepted	30	23				
<b>Punts/Average</b>	<b>na</b>	<b>na</b>				
<b>Net Punting Avg.</b>	<b>na</b>	<b>na</b>				
<b>Penalties/Yards</b>	<b>na</b>	<b>na</b>				
<b>Fumbles/Ball Lost</b>	<b>na</b>	<b>na</b>				
<b>Touchdowns</b>	<b>8</b>	<b>24</b>				
Rushing	2	15				
Passing	6	6				
Returns	0	3				
<b>Score By Periods</b>	<b>Q1</b>	<b>Q2</b>	<b>Q3</b>	<b>Q4</b>	<b>OT</b>	<b>Pts</b>
Eagles	24	20	9	7	0	60
Opponents	23	58	30	68	0	179

Passing	Att	Cmp	Yds	Cmp%	Y/A	TD	TD%	Int	Int%	Lg	Sk/Lost	Rat
Matesic	64	15	284	23.4	4.44	2	3.1	13	20.3	na	na	16.4
Storm	44	15	372	34.1	8.45	3	6.8	10	22.7	na	na	48.9
Leonard	32	11	119	34.4	3.72	0	0.0	3	9.4	na	na	7.2
Rowe	11	1	6	9.1	0.55	0	0.0	2	18.2	6	na	0.0
Kupcinet	5	1	6	20.0	1.20	0	0.0	0	0.0	6	na	39.6
Weinstock	5	1	12	20.0	2.40	0	0.0	1	20.0	12	na	0.0
Sebastian	4	0	0	0.0	0.00	0	0.0	1	25.0	0	na	0.0
Banas	2	0	0	0.0	0.00	0	0.0	0	0.0	0	na	39.6
S.Hanson	1	1	23	100.0	23.00	0	0.0	0	0.0	23	na	118.8
Kirkman	1	1	1	100.0	1.00	1	100.0	0	0.0	1t	na	118.8
<b>Eagles</b>	<b>169</b>	<b>46</b>	<b>823</b>	<b>27.2</b>	<b>4.87</b>	<b>6</b>	<b>3.6</b>	<b>30</b>	<b>17.8</b>	<b>na</b>	<b>na</b>	<b>19.6</b>
<b>Opponents</b>	<b>168</b>	<b>59</b>	<b>871</b>	<b>35.1</b>	<b>5.18</b>	<b>6</b>	<b>3.6</b>	<b>23</b>	<b>13.7</b>	<b>na</b>	<b>na</b>	<b>25.3</b>

Scoring	TD	Ru	Pa	Rt	PAT	FG	2Pt	Pts
Manske	4	0	4	0			0	24
Carter	2	0	2	0			0	12
Reese	0	0	0	0	4/5	1/2	0	7
Leonard	1	1	0	0			0	6
Matesic	1	1	0	0			0	6
Jorgensen	0	0	0	0	1/1	1/1	0	4
Kirkman	0	0	0	0	1/1	0/0	0	1
<b>Eagles</b>	<b>8</b>	<b>2</b>	<b>6</b>	<b>0</b>	<b>6/8</b>	<b>2/3</b>	<b>0</b>	<b>60</b>
<b>Opponents</b>	<b>24</b>	<b>15</b>	<b>6</b>	<b>3</b>	<b>17/24</b>	<b>6/7</b>	<b>0</b>	<b>179</b>

Rushing	No.	Yds	Avg	Lg	TD
S.Hanson	77	209	2.7	na	0
Weinstock	58	176	3.0	na	0
Leonard	74	171	2.3	na	1
Storm	84	164	2.0	na	0
Matesic	50	138	2.8	na	1
Sebastian	17	76	4.5	na	0
Lackman	22	56	2.5	na	0
Rowe	7	21	3.0	na	0
Carter	7	19	2.7	na	0
Thomason	3	14	4.7	na	0
Manske	3	9	3.0	na	0
Banas	5	3	0.6	na	0
Brian	1	2	2.0	2	0
Kenneally	3	-4	-1.3	na	0
<b>Eagles</b>	<b>411</b>	<b>1054</b>	<b>2.6</b>	<b>na</b>	<b>2</b>
<b>Opponents</b>	<b>443</b>	<b>1697</b>	<b>3.8</b>	<b>na</b>	<b>15</b>

Receiving	No.	Yds	Avg	Lg	TD
Carter	11	260	23.6	na	2
Manske	9	205	22.8	na	4
Weinstock	8	107	13.4	na	0
Lackman	5	49	9.8	na	0
S.Hanson	4	82	20.5	na	0
Storm	3	44	14.7	na	0
Pitts	2	21	10.5	na	0
Sebastian	1	19	19.0	19	0
Robison	1	18	18.0	18	0
Thomason	1	16	16.0	16	0
Campbell	1	2	2.0	2	0
<b>Eagles</b>	<b>46</b>	<b>823</b>	<b>17.9</b>	<b>na</b>	<b>6</b>
<b>Opponents</b>	<b>59</b>	<b>871</b>	<b>14.8</b>	<b>na</b>	<b>6</b>



SCHEDULE & RESULTS (4-7)					
S-16	L	6-19	at Green Bay	5,000	
S-26	W	17-0	at Pittsburgh	NA	
O-07	L	7-9	Pittsburgh	NA	
O-14	L	0-10	Detroit	9,860	
O-21	L	0-6	at Boston	10,344	
O-28	L	0-17	at NY Giants	NA	
N-06	W	64-0	Cincinnati Reds	NA	
N-11	L	7-10	Brooklyn Dodgers	NA	
N-18	L	7-14	Boston	8,500	
N-25	W	13-0	at Brooklyn Dodgers	NA	
D-02	W	6-0	NY Giants	12,471	

TEAM STATS	EAGLES	OPP				
<b>Total First Downs</b>	<b>85</b>	<b>72</b>				
Rushing	na	na				
Passing	na	na				
Penalty	na	na				
<b>3rd Down: Made/Att</b>	<b>na</b>	<b>na</b>				
3rd Down Pct.	na	na				
<b>4th Down: Made/Att</b>	<b>na</b>	<b>na</b>				
4th Down Pct.	na	na				
<b>Possession Avg.</b>	<b>na</b>	<b>na</b>				
<b>Total Net Yards</b>	<b>2482</b>	<b>2223</b>				
Avg. Per Game	225.6	202.1				
Total Plays	623	546				
Avg. Per Play	4.0	4.1				
<b>Net Yards Rushing</b>	<b>1876</b>	<b>1658</b>				
Avg. Per Game	170.5	150.7				
Total Rushes	460	411				
<b>Net Yards Passing</b>	<b>576</b>	<b>545</b>				
Avg. Per Game	52.4	49.5				
Sacked/Yards Lost	na	na				
Gross Yards	na	na				
Att./Completions	163/48	135/41				
Completion Pct.	29.4	30.4				
Had Intercepted	23	22				
<b>Punts/Average</b>	<b>na</b>	<b>na</b>				
<b>Net Punting Avg.</b>	<b>na</b>	<b>na</b>				
<b>Penalties/Yards</b>	<b>na</b>	<b>na</b>				
<b>Fumbles/Ball Lost</b>	<b>na</b>	<b>na</b>				
<b>Touchdowns</b>	<b>19</b>	<b>10</b>				
Rushing	11	9				
Passing	7	1				
Returns	1	0				
<b>Score By Periods</b>	<b>Q1</b>	<b>Q2</b>	<b>Q3</b>	<b>Q4</b>	<b>OT</b>	<b>Pts</b>
Eagles	26	33	38	30	0	127
Opponents	16	34	9	26	0	85

Passing	Att	Cmp	Yds	Cmp%	Y/A	TD	TD%	Int	Int%	Lg	Sk/Lost	Rat
Matesic	60	20	278	33.3	4.63	2	3.3	5	8.3	na	na	25.6
Storm	30	8	97	26.7	3.23	0	0.0	6	20.0	na	na	1.0
Kirkman	23	7	38	30.4	1.65	1	4.3	2	8.7	na	na	18.2
Ellstrom	14	3	40	21.4	2.86	1	7.1	5	35.7	na	na	23.8
Hanson	12	4	28	33.3	2.33	0	0.0	2	16.7	na	na	2.8
Leonard	10	2	29	20.0	2.90	0	0.0	0	0.0	na	na	39.6
Knapper	7	0	0	0.0	0.00	0	0.0	3	42.9	0	na	0.0
Weiner	6	3	40	50.0	6.67	2	33.3	0	0.0	na	na	111.1
Barnhart	1	1	4	100.0	4.00	1	100.0	0	0.0	4t	na	122.9
<b>Eagles</b>	<b>163</b>	<b>48</b>	<b>576</b>	<b>29.4</b>	<b>3.53</b>	<b>7</b>	<b>4.3</b>	<b>23</b>	<b>14.1</b>	<b>na</b>	<b>na</b>	<b>16.5</b>
<b>Opponents</b>	<b>135</b>	<b>41</b>	<b>545</b>	<b>30.4</b>	<b>4.04</b>	<b>1</b>	<b>0.7</b>	<b>22</b>	<b>16.3</b>	<b>na</b>	<b>na</b>	<b>7.1</b>

Scoring	TD	Ru	Pa	Rt	PAT	FG	2Pt	Pts
Hanson	8	7	0	1	2/2	0/0	0	50
Carter	4	0	4	0			0	24
Storm	2	2	0	0			0	12
Kirkman	1	0	1	0	5/6	0/1	0	11
Ellstrom	1	1	0	0	0/1	0/0	0	6
Gonya	1	0	1	0			0	6
Leonard	1	1	0	0			0	6
Matesic	1	0	1	0	0/1	0/0	0	6
Weiner	0	0	0	0	3/4	1/2	0	6
Clark	0	0	0	0	0/1	0/0	0	0
Hajek	0	0	0	0	0/0	0/1	0	0
<b>Eagles</b>	<b>19</b>	<b>11</b>	<b>7</b>	<b>1</b>	<b>10/19</b>	<b>1/4</b>	<b>0</b>	<b>127</b>
<b>Opponents</b>	<b>10</b>	<b>9</b>	<b>1</b>	<b>0</b>	<b>7/10</b>	<b>6/9</b>	<b>0</b>	<b>85</b>

Rushing	No.	Yds	Avg	Lg	TD
Hanson	146	805	5.5	na	7
Ellstrom	72	287	4.0	na	1
Storm	81	281	3.5	na	2
Leonard	55	207	3.8	na	1
Matesic	63	181	2.9	na	0
Weiner	9	37	4.1	na	0
Roberts	10	28	2.8	na	0
Knapper	10	19	1.9	na	0
Kirkman	6	12	2.0	na	0
Lackman	4	9	2.3	na	0
Kavel	2	5	2.5	na	0
Pilconis	1	5	5.0	5	0
Johnson	1	0	0.0	0	0
<b>Eagles</b>	<b>460</b>	<b>1876</b>	<b>4.1</b>	<b>na</b>	<b>11</b>
<b>Opponents</b>	<b>411</b>	<b>1658</b>	<b>4.0</b>	<b>na</b>	<b>9</b>

Receiving	No.	Yds	Avg	Lg	TD
Carter	16	238	14.9	na	4
Kirkman	8	114	14.3	na	1
Storm	5	34	6.8	na	0
Hanson	5	22	4.4	na	0
Lackman	4	83	20.8	na	0
Matesic	3	38	12.7	na	1
Leonard	3	7	2.3	na	0
Ellstrom	1	18	18.0	18	0
Kenneally	1	12	12.0	12	0
Gonya	1	4	4.0	4t	1
Pilconis	1	3	3.0	3	0
<b>Eagles</b>	<b>48</b>	<b>576</b>	<b>12.0</b>	<b>na</b>	<b>7</b>
<b>Opponents</b>	<b>38</b>	<b>547</b>	<b>14.4</b>	<b>na</b>	<b>1</b>



SCHEDULE & RESULTS (3-5-1)				
O-15	L	0-56	at NY Giants	NA
O-18	L	0-25	Portsmouth Spartans	1,750
O-29	L	9-35	at Green Bay	3,007
N-05	W	6-0	at Cincinnati Reds	NA
N-12	T	3-3	Chicago Bears	17,850
N-19	W	25-6	Pittsburgh	6,000
N-26	W	20-3	Cincinnati Reds	NA
D-03	L	0-10	Green Bay	9,500
D-10	L	14-20	NY Giants	18,000

TEAM STATS	EAGLES	OPP
<b>Total First Downs</b>	<b>76</b>	<b>86</b>
Rushing	na	na
Passing	na	na
Penalty	na	na
<b>3rd Down: Made/Att</b>	<b>na</b>	<b>na</b>
3rd Down Pct.	na	na
<b>4th Down: Made/Att</b>	<b>na</b>	<b>na</b>
4th Down Pct.	na	na
<b>Possession Avg.</b>	<b>na</b>	<b>na</b>
<b>Total Net Yards</b>	<b>1781</b>	<b>2314</b>
Avg. Per Game	197.9	257.1
Total Plays	503	484
Avg. Per Play	3.5	4.8
<b>Net Yards Rushing</b>	<b>1103</b>	<b>1083</b>
Avg. Per Game	122.6	120.3
Total Rushes	354	308
<b>Net Yards Passing</b>	<b>657</b>	<b>1223</b>
Avg. Per Game	73.0	135.9
Sacked/Yards Lost	na	na
Gross Yards	na	na
Att./Completions	149/40	176/63
Completion Pct.	26.8	35.8
Had Intercepted	34	19
<b>Punts/Average</b>	<b>na</b>	<b>na</b>
<b>Net Punting Avg.</b>	<b>na</b>	<b>na</b>
<b>Penalties/Yards</b>	<b>na</b>	<b>na</b>
<b>Fumbles/Ball Lost</b>	<b>na</b>	<b>na</b>
<b>Touchdowns</b>	<b>11</b>	<b>21</b>
Rushing	6	11
Passing	4	8
Returns	1	2

Score By Periods	Q1	Q2	Q3	Q4	OT	Pts
Eagles	6	14	28	29	0	77
Opponents	38	29	19	72	0	158

Passing	Att	Cmp	Yds	Cmp%	Y/A	TD	TD%	Int	Int%	Lg	Sk/Lost	Rat
Kirkman	73	22	354	30.1	4.85	2	2.7	13	17.8	na	na	17.0
Hanson	28	7	50	25.0	1.79	0	0.0	4	14.3	na	na	0.0
Thornton	13	2	52	15.4	4.00	0	0.0	4	30.8	na	na	4.2
Roberts	10	4	97	40.0	9.70	1	10.0	3	30.0	na	na	69.6
Russell	8	2	32	25.0	4.00	0	0.0	2	25.0	na	na	4.2
Davis	6	2	62	33.3	10.33	1	16.7	3	50.0	na	na	72.9
Whire	5	1	10	20.0	2.00	0	0.0	2	40.0	10	na	0.0
O'Boyle	2	0	0	0.0	0.00	0	0.0	1	50.0	0	na	0.0
Prisco	2	0	0	0.0	0.00	0	0.0	0	0.0	0	na	39.6
Lackman	1	0	0	0.0	0.00	0	0.0	1	100.0	0	na	0.0
Woodruff	1	0	0	0.0	0.00	0	0.0	1	100.0	0	na	0.0
<b>Eagles</b>	<b>149</b>	<b>40</b>	<b>657</b>	<b>26.8</b>	<b>4.41</b>	<b>4</b>	<b>2.7</b>	<b>34</b>	<b>22.8</b>	<b>na</b>	<b>na</b>	<b>14.8</b>
<b>Opponents</b>	<b>176</b>	<b>63</b>	<b>1223</b>	<b>35.8</b>	<b>6.95</b>	<b>8</b>	<b>4.5</b>	<b>19</b>	<b>10.8</b>	<b>na</b>	<b>na</b>	<b>36.4</b>

Scoring	TD	Ru	Pa	Rt	PAT	FG	2Pt	Pts
Hanson	4	3	1	0				0 24
Carter	2	0	2	0	1/1	0/0		0 13
Woodruff	2	1	0	1				0 12
Davis	1	1	0	0	3/3	0/0		0 9
Kirkman	1	0	1	0	2/2	0/0		0 8
Roberts	1	1	0	0				0 6
Turnbow	0	0	0	0	0/0	1/1		0 3
Team (s)	0	0	0	0				0 2
<b>Eagles</b>	<b>11</b>	<b>6</b>	<b>4</b>	<b>1</b>	<b>6/11</b>	<b>1/1</b>	<b>0</b>	<b>77</b>
<b>Opponents</b>	<b>21</b>	<b>11</b>	<b>8</b>	<b>2</b>	<b>16/20</b>	<b>5/5</b>	<b>0</b>	<b>158</b>

Rushing	No.	Yds	Avg	Lg	TD
Hanson	133	475	3.6	na	3
Roberts	91	261	2.9	na	1
Russell	32	96	3.0	na	0
Woodruff	22	74	3.4	na	1
Lackman	17	59	3.5	na	0
Davis	15	57	3.8	na	1
Kirkman	22	43	2.0	na	0
Thornton	5	14	2.8	na	0
Whire	8	14	1.8	na	0
Prisco	7	6	0.9	na	0
O'Boyle	2	4	2.0	na	0
<b>Eagles</b>	<b>354</b>	<b>1103</b>	<b>3.1</b>	<b>na</b>	<b>6</b>
<b>Opponents</b>	<b>308</b>	<b>1083</b>	<b>3.5</b>	<b>na</b>	<b>11</b>

Receiving	No.	Yds	Avg	Lg	TD
Hanson	10	186	18.6	na	1
Carter	5	109	21.8	na	2
Kirkman	4	84	21.0	na	1
Davis	4	50	12.5	na	0
Woodruff	3	57	19.0	na	0
Kenneally	2	37	18.5	na	0
Thornton	2	14	7.0	na	0
Prisco	2	7	3.5	na	0
Fencl	1	20	20.0	20	0
Lainhart	1	20	20.0	20	0
Whire	1	15	15.0	15	0
Rowan	1	12	12.0	12	0
Felber	1	8	8.0	8	0
Roberts	1	6	6.0	6	0
Steinbach	1	5	5.0	5	0
<b>Eagles</b>	<b>40</b>	<b>657</b>	<b>16.4</b>	<b>na</b>	<b>4</b>
<b>Opponents</b>	<b>63</b>	<b>1223</b>	<b>19.4</b>	<b>na</b>	<b>8</b>





# OFF THE FIELD



[FRONT OFFICE & COACHING STAFF](#)

[PLAYER BIOS](#)

[2021 EAGLES STATISTICS](#)

[RECORD BOOK](#)

[ALL-TIME RESULTS](#)

[ALL-TIME ROSTERS](#)

[HONORS & HISTORY](#)

[YEAR-BY-YEAR STATISTICS](#)

[OFF THE FIELD](#)




# EAGLES AUTISM FOUNDATION

Established on September 8, 2019, the Eagles Autism Foundation was formed to centralize the team’s autism activities into one organization, while strengthening its charitable mission to assist individuals and families affected by autism. Led by Chairman and CEO Jeffrey Lurie, the team’s commitment to raising funds for cutting-edge autism research and care programs has grown exponentially, raising more than \$16 million since launching the Eagles Autism Challenge in May 2018.

The Centers for Disease Control and Prevention estimates that one in 44 people living in the United States are on the autism spectrum. Autism is a complex neurological and developmental condition that expresses itself differently in each individual. While it has become one of the fastest-growing developmental disorders in the country, autism has historically been underfunded, misunderstood, and under-researched.

By delivering the necessary resources to leading institutions, and through year-round fundraising efforts that inspire and engage the community, the Eagles Autism Foundation is turning awareness into action.

## Eagles Autism Challenge presented by Lincoln Financial Group




**\$16,000,000+ raised since 2018**



The Eagles Autism Challenge presented by Lincoln Financial Group is a one-day bike ride and family-friendly 5K run/walk that donates 100% of participant-raised funds to leading institutions conducting cutting-edge autism research and care.

The event features three cycling routes: the Wawa Junior 10-Mile Ride, Wawa Shorti 30-Mile Ride, and Wawa Classic 50-Mile Ride. In addition to the FreedomPay 5K Run/Walk, a Sensory Walk is offered to families and participants, which provides a shorter course around the outside perimeter of Lincoln Financial Field.

Thanks to the more than \$16 million raised, a total of 63 research projects and community grants have been funded for exploratory work in the field of autism.






**EAGLES SENSORY ROOM pres. by CHOP**

On August 4, 2019, the Eagles became one of the first sports franchises to build a state-of-the-art sensory room in its home venue. Now certified by KultureCity as a sensory-inclusive stadium, Lincoln Financial Field's Eagles Sensory Room presented by Children's Hospital of Philadelphia promotes an accommodating and positive experience for all guests and fans with sensory challenges.

The 500-square-foot, state-of-the-art sensory room has been carefully designed by top medical professionals to ensure a quieter and more secure environment. The certification process included the training of every Eagles employee and stadium staff member.



Eagles Huddle Up for Autism presented by Children's Hospital of Philadelphia is a family-friendly event held annually at Lincoln Financial Field.

Designed and catered specifically for guests with autism and developmental disabilities, Huddle Up features special appearances by Eagles players, Eagles Cheerleaders, SWOOP, live entertainment, games, and exclusive locker room tours.

Since 2009, Huddle Up has raised more than \$625,000 for the Center for Autism Research at Children's Hospital of Philadelphia.



The Eagles Radiothon presented by FirstTrust Bank and the Green Family Foundation is a multi-day auction held on SportsRadio 94WIP that offers fans the opportunity to bid on exclusive sports and entertainment experiences involving their favorite Eagles players and 94WIP radio personalities.

**SENSORY SATURDAYS WITH MAX**

Sensory Saturdays with Max is a weekly Facebook segment featuring Max, a young boy with autism, and Board-Certified Behavioral Analyst Kirsten Saraceni who teach viewers how to make DIY sensory-friendly activities and toys. Special guests have included Eagles players, Eagles Cheerleaders, and SWOOP.



Through the Eagles Autism Foundation 50/50 Raffle presented by DraftKings, one lucky fan at every Eagles home game walks away a winner. Fans can purchase tickets for a 50/50 drawing at Lincoln Financial Field for a chance to win half of the jackpot. The other half supports the Eagles Autism Foundation.





**EAGLES AUTISM FOUNDATION PRACTICE JERSEYS**

The Eagles dedicate a training camp practice each season to the Eagles Autism Foundation by wearing specially designed jerseys to elevate the Foundation’s platform and showcase the team’s commitment of turning autism awareness into action.

The exclusive, one-of-a-kind jerseys feature Energy Green numbers and nameplates, along with the Eagles Autism Foundation logo prominently displayed on the front side and shoulder.

Each jersey is signed by the player who wore it and is auctioned off through the annual Eagles Radiothon.



**MY CAUSE MY CLEATS**




**TRAINING CAMP PRACTICES**

Training camp practices at Lincoln Financial Field serve as a vehicle to drive critical funds for autism research and care. All ticket proceeds from the public practices benefit the Eagles Autism Foundation.



**COVID-19 VACCINATION CLINIC**

In partnership with Divine Providence, the Eagles Autism Foundation organized the city’s first COVID-19 vaccination clinic for the autism community in March 2021. The sensory-friendly environment was designed to ensure individuals could be vaccinated in a safe and efficient manner.



**POPCORN FOR THE PEOPLE**

To help combat the unemployment rate in the autism community, the Eagles Autism Foundation and Aramark have teamed up with Popcorn for the People, a nonprofit organization dedicated to creating meaningful employment for those with autism and developmental disabilities.



**PHILADELPHIA ORCHESTRA**

The Eagles Autism Foundation annually hosts a sensory-friendly concert performed by the iconic Philadelphia Orchestra. The performance is designed to be a welcoming, inclusive, and comfortable environment for guests with sensory sensitivities and cognitive and learning differences.

The concert supports the team’s mission to assist individuals and families affected by autism, and promotes the Philadelphia Orchestra’s Free Neighborhood Chamber Concert Series, which works to deepen ties to Philadelphians and makes music and arts education accessible to all people.





As proud Philadelphians who take their responsibility to the community seriously, the Eagles believe there is no offseason to good citizenship.

Since Jeffrey Lurie became Chairman and CEO in 1994, the Eagles have made it a priority to strengthen and support a high quality of life for individuals throughout the Greater Philadelphia area. Under Lurie's leadership, and by leveraging their platform as a professional sports team, the Eagles work to inspire, motivate, and educate in everything they do.

Through a commitment to social justice efforts and inspiring change, forming collaborative partnerships with area-based nonprofits, growing the game of football at the youth level, and more, the Eagles are honored to give back in ways that have the power to positively impact the lives of individuals everywhere.

The team takes great pride in serving its fans, local nonprofits, and the region at large, because to the Eagles, making the community proud is just as important off the field as it is on it.



COMMUNITY TUESDAYS

During the NFL season, Tuesdays are typically reserved as non-practice days for the team. Many Eagles players use this opportunity to enhance the quality of life for residents in the Greater Philadelphia region through the Eagles Care Community Tuesday initiative.

Eagles players visit Children's Hospital of Philadelphia, elementary schools, food pantries, retirement facilities, Eagles Care partners, and more.



EAGLES CARE

The Eagles Care initiative, built off the belief that strong nonprofits build strong communities, connects the team with local organizations and works to strengthen each partner's impact in the community.

Through these partnerships, the Eagles devote their attention, support, and resources to ensure that each nonprofit's work is being amplified. Since 2013, the team has welcomed 30 nonprofits to the Eagles Care family.



EAGLES EYE MOBILE


The Eagles Eye Mobile powered by Vision To Learn travels to communities throughout the School District of Philadelphia, offering comprehensive eye exams and, if needed, prescription eyeglasses and follow-up care at no cost to families.

The Eagles Eye Mobile, which was founded by former Eagles Pro Bowl guard Jermaine Mayberry, has impacted nearly 100,000 children in the Greater Philadelphia area since 1996.

EAGLES SOCIAL JUSTICE FUND OF THE PHILADELPHIA FOUNDATION

Established in 2018, the Eagles Social Justice Fund was formed to provide grants to organizations that work to reduce barriers to equal opportunity, with a specific focus on education, community and police relations, improving the criminal justice system, and other initiatives targeting poverty, racial equality, and workforce development in the Greater Philadelphia area.

The Eagles Social Justice Leadership Council is led by a panel of players and club executives that works to identify potential grant recipients and secures contributions to the Fund, which is built through one-to-one matching donations from players and the club. In just four years, the program has allocated more than \$1.6 million in funding.



To help combat the increasing violence facing thousands of Philadelphia residents, the Eagles launched a targeted anti-gun violence campaign in January 2022. In conjunction with local nonprofits and the City, the team created a resource website, EndPhillyGunViolence.com, which has been designed to aggregate information and steer young people to proven and effective help.

The Eagles joined the **Wear Orange** movement on June 3, 2022, by wearing orange practice shirts on the field to commemorate survivors and those who have fallen victim to gun violence. All player shirts worn at practice were listed on NFL Auction, with proceeds benefiting Frontline Dads and Mothers In Charge.

As an additional measure to help reduce gun violence in the community, the Philadelphia Police Department held a gun buyback event at Lincoln Financial Field on June 6. The event was supported by the Eagles and the Center for Violence Prevention at CHOP.





### YOUTH FOOTBALL

The Eagles are dedicated to inspiring the next generation of Eagles fans by increasing participation in youth football across the Greater Philadelphia area.

The team accomplishes this through program development, equipment donations, and financial support. League platforms (NFL PLAY 60, NFL FLAG, Eagles Football Academy, 7v7 Tournaments) and grassroots partnerships (Leveling the Playing Field, Every Kid Sports, Positive Coaching Alliance) ensure that the game is being taught properly to inspire the next generation of athletes.

From March 2021 to March 2022, the Eagles youth football program impacted more than 89,000 kids and contributed a total value of approximately \$2,150,000 in grants, equipment donations, experiences, and more.



### GIRLS HIGH SCHOOL FLAG FOOTBALL LEAGUE

To support and promote female participation in sport, the Eagles launched the state's first Girls High School Flag Football League, featuring schools from the Philadelphia

Public and Catholic Leagues. The goal of the multi-year program is to make girls flag football an officially sanctioned sport in the state of Pennsylvania.



### SPORTS BRA DONATION

The Eagles purchased \$100,000 worth of sports bras (6,000 total) and distributed them through the team's nonprofit partner, Leveling the Playing Field.

The Eagles became the first NFL team to support female youth athletes in this capacity. The purchase of the 6,000 sports bras are enough to outfit every female athlete in the Philadelphia School District.






The connection between the Eagles and their fans has always been a special bond. It is a relationship that has existed for generations and is one that continues to grow stronger as the years go on.

The Eagles are inspired by the relentless passion and support they receive and have always made it a priority to engage the fanbase by offering unique experiences and memories to last a lifetime.

Annual events like Football Festival for Women, Kids Club activities, Spotlight Forums, training camp public practices, and youth football camps, among others, have enabled fans to connect with their favorite team, players, and franchise legends on a deeper level. Many of these programs have even developed into family traditions for some, bringing together loved ones from all across the country.

The Eagles are proud to celebrate their fans in many special ways, both on and off the field.



SPOTLIGHT FORUMS



YOUTH FOOTBALL CAMPS



YOGA ON THE FIELD



JUNIOR CHEER CLINICS



EAGLES KIDS CLUB



FOOTBALL FESTIVAL FOR WOMEN



MADDEN CLUB CHAMPIONSHIPS



FANTASY DRAFT PARTIES



The Eagles believe the path to sustainability is a journey, not a destination. With the opening of Lincoln Financial Field in 2003, the team’s road to becoming an eco-friendly operation began.

What started with a blue recycling bin under each employee’s desk has grown into a company-wide sustainability program that is reducing the organization’s overall impact on the environment in a financially responsible manner.

With the help of partners and fans, the Eagles have been able to develop a multi-partner action plan that incorporates green energy production, recycling, composting, energy efficiency, ocean conservation, and reforestation, among other ventures.

The Eagles, who wear the color “green” with pride, are committed to serving as proud environmental stewards for a community that gives so much to them throughout the year.

### “SUSTAINABLE” SUCCESS



In December 2018, Lincoln Financial Field was awarded LEED Gold certification by the U.S. Green Building Council for implementing practical and measurable strategies and solutions aimed at achieving high performance in sustainable site development, water savings, energy efficiency, materials selection, and indoor environmental quality.



The Eagles are the first pro sports team in the world to receive the prestigious ISO 20121 Event Sustainability Management System certification. ISO 20121 is an international standard designed to help organizations in the event and hospitality industry to integrate sustainability into its management operations.



The Eagles are the first U.S. pro sports team to offset team travel emissions through Ocean Conservancy’s Blue Playbook. The Eagles work closely with Ocean Conservancy and The Ocean Foundation on seagrass and mangrove coastal restoration efforts in Puerto Rico’s Jobos Bay National Estuarine Research Reserve.



In September 2020, Lincoln Financial Field achieved Global Biorisk Advisory Council (GBAC) STAR accreditation. Under the guidance of GBAC, a Division of ISSA, the worldwide cleaning industry association, Lincoln Financial Field has implemented stringent protocols in cleaning, disinfection, and infectious disease prevention.

### SUSTAINABILITY & ENVIRONMENTAL BIRDSEED

- 10,456 solar panels have positioned Lincoln Financial Field to be among the greenest major sports facilities in the world
- Through the team’s energy-from-waste program, the Eagles divert more than 99% of their waste from landfills
- The installation of water filtration fountains at the team’s facilities has saved more than one million water bottles since 2015
- Became the first Philadelphia sports team to switch from plastic straws to an eco-friendly alternative made from 100% renewable resources
- Implemented a closed-loop recycling program that collects bottle caps and turns them into new material for use at the stadium
- Supports reforestation efforts by planting trees in various cities, including the “Eagles Forest” in Bensalem, PA
- Bike Share program provides team employees with bicycles for convenient transportation from the practice facility to the stadium
- Staff is equipped with sustainable rain ponchos made from sugarcane ethanol, a renewable raw material that has a carbon-negative life cycle
- Cups and flatware are created from bio-plastics which biodegrade in just 45 days
- The Eagles turned the dial from hot to cold and now wash all laundry, including uniforms, in cold water

PARTNERS IN SUSTAINABILITY







Home to the Super Bowl LII Champion Philadelphia Eagles, Lincoln Financial Field is a prime destination for world-class entertainment that offers a high-quality experience to fans in a safe, clean, and friendly environment.

In addition to Eagles home games, Lincoln Financial Field has become famous for showcasing high-profile sporting events and unique experiences throughout the year.

Since opening in August 2003, Lincoln Financial Field has hosted 35 star-studded concerts, in addition to welcoming some of the world's most distinguished soccer clubs, and serving as the home to Temple University football and the historic Army-Navy Game. The stadium has also hosted multiple NCAA Lacrosse Championships and many other marquee events.

A state-of-the-art facility located in the heart of Philadelphia, Lincoln Financial Field has become one of the world's most admired stadiums for sports and entertainment due to its commitment to the fan experience.

BY THE NUMBERS	
<b>Broke Ground</b>	May 7, 2001
<b>Opened</b>	August 3, 2003
<b>Revitalized</b>	Feb. 2012 - Aug. 2014
<b>Capacity</b>	69,879
<b>Executive Suites</b>	174
<b>Concessions</b>	62
<b>Wi-Fi Connections</b>	45,000
<b>North End Zone HD Video Board</b>	5,184 square feet
<b>South End Zone HD Video Board</b>	4,320 square feet
<b>Concerts</b>	38
<b>Soccer Matches</b>	26
<b>Home Record (Regular Season + Playoffs)</b>	93-68-1
<b>Twitter</b>	@LFFStadium







## HOME TO THE SUPER BOWL LII CHAMPION PHILADELPHIA EAGLES



## WORLD TOURS & CONCERTS

- August 31, 2022 Rammstein
- July 14, 2022 The Weeknd
- June 18, 2022 Kenny Chesney
- June 8, 2022 Coldplay
- July 23, 2019 The Rolling Stones
- September 27, 2018 Ed Sheeran
- July 30, 2018 Jay-Z & Beyoncé
- July 14, 2018 Taylor Swift
- July 13, 2018 Taylor Swift
- June 9, 2018 Kenny Chesney
- June 18, 2017 U2
- May 12, 2017 Metallica
- September 29, 2016 Beyoncé
- August 6, 2016 Coldplay
- July 14, 2016 Guns N' Roses
- June 25, 2016 Kenny Chesney
- June 5, 2016 Beyoncé
- September 1, 2015 One Direction
- August 30, 2015 Kevin Hart
- July 11, 2015 Kenny Chesney
- June 13, 2015 Taylor Swift
- June 12, 2015 Taylor Swift
- August 15, 2014 Luke Bryan
- August 14, 2014 One Direction
- August 13, 2014 One Direction
- July 20, 2013 Taylor Swift
- July 19, 2013 Taylor Swift
- June 8, 2013 Kenny Chesney
- June 16, 2012 Kenny Chesney
- August 6, 2011 Taylor Swift
- July 14, 2011 U2
- June 18, 2011 Kenny Chesney
- June 27, 2009 Kenny Chesney
- July 19, 2008 Kenny Chesney
- June 23, 2007 Kenny Chesney
- August 11, 2003 Bruce Springsteen
- August 9, 2003 Bruce Springsteen
- August 8, 2003 Bruce Springsteen



## THE ARMY-NAVY GAME

### ARMY-NAVY HISTORY (LFF)

December 14, 2019	Navy, 31-7
December 8, 2018	Army, 17-10
December 9, 2017	Army, 14-13
December 12, 2015	Navy, 21-17
December 14, 2013	Navy, 34-7
December 8, 2012	Navy, 17-13
December 11, 2010	Navy, 31-17
December 12, 2009	Navy, 17-3
December 6, 2008	Navy, 34-0
December 2, 2006	Navy, 26-14
December 3, 2005	Navy, 42-23
December 4, 2004	Navy, 42-13
December 6, 2003	Navy, 34-6





## NATIONAL & INTERNATIONAL SOCCER MATCHES



- August 29, 2019
  - June 30, 2019
  - July 25, 2018
  - July 19, 2017
  - June 14, 2016
  - June 11, 2016
  - June 9, 2016
  - July 26, 2015
  - August 2, 2014
  - August 11, 2012
  - August 10, 2011
  - July 23, 2011
  - May 29, 2010
  - May 15, 2010
  - April 10, 2010
  - July 18, 2009
  - September 13, 2008
  - November 6, 2004
  - August 2, 2004
  - July 28, 2004
  - September 25, 2003
  - September 20, 2003
  - August 3, 2003
- Victory Tour:** USWNT vs. Portugal  
**Gold Cup:** USMNT vs. Curacao  
**Gold Cup:** Jamaica vs. Panama  
 Bayern Munich vs. Juventus  
**Gold Cup:** USMNT vs. El Salvador  
**Gold Cup:** Costa Rica vs. Panama  
**Copa America:** Chile vs. Panama  
**Copa America:** USMNT vs. Paraguay  
**Copa America:** Uruguay vs. Venezuela  
**CONCACAF Gold Cup Final:**  
 Mexico vs. Jamaica  
 A.S. Roma vs. Inter Milan  
 Real Madrid vs. Celtic  
 USMNT vs. Mexico  
 Philadelphia Union vs. Real Madrid  
 USMNT vs. Turkey  
 Philadelphia Union vs. FC Dallas  
 Philadelphia Union vs. DC United  
**Gold Cup:** USMNT vs. Panama  
**Gold Cup:** Canada vs. Honduras  
 USWNT vs. Ireland  
 USWNT vs. Denmark  
 A.C. Milan vs. Chelsea  
 Manchester United vs. Glasgow Celtic  
 Women's World Cup  
 Women's World Cup  
 Manchester United vs. FC Barcelona

### FIFA WORLD CUP 2026

In June 2022, Lincoln Financial Field was selected as a FIFA World Cup 2026 host venue, becoming one of 16 stadiums across the United States, Canada, and Mexico to earn the prestigious honor.



## STADIUM ENTERTAINMENT & FAN ENGAGEMENT



### PAVING THE ROAD TO VICTORY!

In May 2016, the "Eagles FanWalk" was constructed outside of the Northeast entrance gate at Lincoln Financial Field. This honorary walkway, which showcases the passion that fans have for the Eagles and their families, features more than 3,800 personally engraved pavers that line the way for guests entering the stadium. The "Eagles FanWalk" ensures that each member engraved across the pathway will have a special place in Eagles history.





The Eagles Cheerleaders, comprised of both women and men, serve as entertainers and brand ambassadors for the organization, representing the team in the community, as well as nationally and internationally.

Careers of current members include an analytical chemist, doctor of physical therapy, special education teacher, and published author and historian.

The 32 members of the squad are socially conscious individuals with inspiring life experiences, utilizing their platform to make a positive impact through global humanitarian work and participating in overseas goodwill military tours. They are passionately involved in engaging today's youth and furthering the mission of the Eagles Autism Foundation. The squad is diverse, celebrates authenticity, and embraces meaningful connections with fans.

In addition to performing at Eagles home games, the Eagles Cheerleaders perform with top musical artists and appear at some of the world's most distinguished events.



NFL AFRICA: THE TOUCHDOWN

